



2006 Media Guide

- A PROUD MEMBER OF THE AUSA FOOTBALL FAMILY -






We are...

...the first,
the standardbearers,
the birthplace of the af2.

We started it all.

On our turf, on March 31, 2000, the first anthem was sung, the first coin flipped, the first whistle blown, the first ball kicked, the first points were scored, the first team won, the first team lost...





Six seasons have come and gone. In that time, Birmingham's longest running professional football team has outlasted nine other professional and semi-professional Magic City sports franchises. We've drawn over 300,000 fans, won 51 games, captured four consecutive "Dance Team of the Year" titles and carved out our own niche in "The Football Capital of the South."

On our turf the seeds of this great game were planted, and every team that steps onto our turf, steps onto af2's most hallowed ground. We're still the first. We're still the standard-bearers. We are...

...Steeldogs Football






Table of Contents

Quick Facts	5
The Official Team...	6
The Showsteelers	7
Team History	8-10
The Office	
Owners	12
Staff	13
Head Coach	15
Assistant Coaches	16
The Players	
Alphabetical Roster	17
Numerical Roster	18
Player Bios	19-29
The 2005 Season	
Game Recaps	31-38
2005 Stats	39-47
League Award Winners	48
The 2006 Season	
Opponent Directory	50-51
Series Results	52
The Record Book	
Regular-Season Records	54-59
Postseason Records	59-61
Year-by-Year Results	62
All-Time Team and Ind. Highs	63
The Last Time...	64-66
All-Time Roster	67-68
Uniform History	69
The League	
af2 Directory and Team Map	71
Quick Facts	72
Rules of the Game	73
Mission Statement and Fan's Rights	74
Media Information	75



The 2006 Birmingham Steeldogs Media Guide is the essential text needed to cover the team before, during and after the team's seventh season. Included are stats, records, player and staff profiles, team history and much more. This media guide will appear in both an online format on the teams' official Web site, Steeldogs.com, as well as on compact disc. It was designed and created by Steeldogs' Director of Media Relations Matt Hooper using QuarkXPress design software. Editing credits go to Matt Hooper, Dave Coffey, Shawn Williamson, Carmen Starr, Stacy Arnold, Giovanni Hernandez and Melinda Davison.



2006 Quick Facts

Location: Birmingham, Alabama
Named: August 12, 1999
Conference: American
Division: South
Colors: Orange, Black & Chrome
First Year of Play: 2000
Overall Record: 51 wins, 50 losses
Playoff Appearances: 3 (2001, 2002, 2004)
Playoff Record: 2 wins, 3 losses
Owner/President: Buddy King
Owner/Managing Partner: Scott Myers
VP/Corporate Partnerships: Dave Coffey
VP/Ticketing: Shawn Williamson
Director/Media Relations: Matt Hooper
Community Affairs/Dance Team: Stacy Arnold
Sales Executive: Garrett Hagin
Office Manager: Carmen Staff
Head Coach/VP Player Personnel: Ron Selesky
Defensive Coord.: Glenn Davis
Special Teams/WR: Garrett Hagin
OL/DL Lines: Daryl Whitfield

2006 Schedule

SAT	April 8	Everett Hawks	Home	7:00
FRI	April 14	Rio Grande Dorados	Home	7:00
FRI	April 21	Louisville Fire	Away	6:30
SAT	April 29	So. Georgia Wildcats	Away	6:30
FRI	May 5	Louisville Fire	Home	7:00
SAT	May 13	Florida Firecats	Away	6:30
SAT	May 20	Tenn. Valley Vipers	Away	7:30
SAT	May 27	Macon Knights	Home	7:00
SAT	June 3	Everett Hawks	Away	9:30
SAT	June 10	So. Georgia Wildcats	Home	7:00
SAT	June 17	Memphis Xplorers	Away	7:00
SAT	June 24	Florida Firecats	Home	7:00
SAT	July 8	Rio Grande Dorados	Away	7:30
SAT	July 15	Macon Knights	Away	7:30
SAT	July 22	Memphis Xplorers	Home	7:00
SAT	July 29	Tenn. Valley Vipers	Home	7:00

2005 Record/Division Record: 2-14 / 1-7

Final Ranking: 5th, American Conference South Division



BJCC Arena (Capacity: 16,000)

Contact the Team

Mailing Address:
 P.O. Box 1506
 Birmingham, AL 35201

Phone: 205.458.8833
Fax: 205.458.8489
Online: www.steeldogs.com



The Official Team...

Radio Station

WAPI-AM 1070, Alabama's Big Talker

Join Matt Coulter and Roger Shultz on the new flagship station for Birmingham Steeldogs football, WAPI AM-1070, Alabama's Big Talker. WAPI brings you all the hard-hitting action, home and away, during the Steeldogs' 2006 season. Visit them online at www.wapi1070.com!



Hotel

Sheraton Four Points Airport

5216 Airport Highway ~ Zip 35212
Phone: 205.591.7900 Fax: .6004
Contact: Rob Learn



Airline

Southwest Airlines

Southwest returns as the Steeldogs' Official Airline in 2006. Call 1-800-I-FLY-SWA or go online at www.Southwest.com!





The Showstealers

For four consecutive seasons, the Birmingham Steeldogs Dance Team, “The Showstealers,” has been crowned the “af2 Dance Team of the Year.” This years squad is comprised of 11 talented girls who are ready to defend their title for an unprecedented fifth-straight year.

2002 2003 2004 2005
★ ★ ★ ★
af2 Dance Team of the Year

The Showstealers





Team History

On April 20, 1999, Birmingham's indoor football odyssey took flight during a press conference announcing the formation of the Xtreme Football League. The XFL would comprise 10 to 12 teams along the East Coast, including Birmingham, playing a new brand of indoor ball, sans the patented nets of the Arena Football System.

By July of 1999, a list of potential nicknames for the Birmingham franchise had been narrowed down to six possibilities: "Barbarians," "Blast," "Bruisers," "Bubbas," "Magicians" and "Steeldogs."

Meanwhile, the XFL brokered a deal with the more-established Arena Football League to form the latter's second-tier. Christened "arenafootball2" or "af2" for short, the new league would play by the same rules patented by its parent organization. All of a sudden, Birmingham was no longer chartering unknown waters in the indoor game. Instead, the city was to be the launch pad for a brand-new adventure in an already well-established enterprise.

In the end the team became the "Steeldogs," paying homage to the steel industry that helped grow the city into an industrial giant during the early 20th century.

At a press conference on August 12, 1999, the team's name, logo, colors and head coach were all introduced. Bobby Humphrey, the University of Alabama's second all-time leading rusher, would be the team's first coach. Humphrey, a Birmingham native, had this to say upon his hiring.

"This is a big opportunity for me. What better place to be than right here among

the people who watched you play in high school, in college and in the pros? It was an opportunity I just couldn't pass up. Ten, fifteen years ago, I could have never seen myself doing this. But I've got a burning desire to coach. I'm going to make the best of this opportunity, unlike some of those that I have blown in the past."

The first Steeldogs ownership group, consisting of Charles Felix, David Berkman and Bruce Burge, also owned the Birmingham Bulls hockey franchise. Both teams were to compete and be headquartered at the Birmingham-Jefferson Convention Complex in downtown Birmingham.

On January 11, 2000, the Commissioner of the af2, Mary Ellen Garling announced the league would kickoff its inaugural season at the BJCC Arena on March 31, 2000. The Steeldogs first opponent would be the Tennessee Valley Vipers, Birmingham's neighbor 100 miles to the north in Huntsville. The idea was to stoke rivalry embers between the two teams by establishing this as the league's marquee matchup. Including the Steeldogs and Vipers, 15 af2 teams would compete in year one, but none could lay claim to the intense rivalry that the team from Birmingham shared with the team from Huntsville.

Slowly, Birmingham's roster took shape, as did a front office staff and a game operations staff. Ten of the team's first 12 players were from the Birmingham area.

Birmingham welcomed 14,831 fans and a national television audience into the BJCC Arena on March 31, 2000 for the first game in af2 history. The game was a tremendous hit. Fans were kept on the edge of their seats all night as footballs and

football players flew all over the shortened field, some times spilling up and into the seats. The scoreboard, as is typical in Arena ball, got quite a workout. Unfortunately, however, it was the Vipers doing most of the scoring. Tennessee Valley took the first game in the series, 59-18.

Birmingham's first win came one week later at the BJCC, as the Steeldogs shut down the Greensboro Prowlers 18-7 in one of the lowest scoring games in the history of Arena Football. But fans still showed up in droves and it seemed that the off-the-wall sport of Arena Football was finding its niche in the self-proclaimed "Football Capital of the South."

Birmingham would taste victory six more times in 2000, finishing the year with a 7-9 final record. In addition to the win over the Prowlers, Birmingham racked up victories over Roanoke (twice), Richmond, Tallahassee, Arkansas and Tulsa. The Steeldogs' win over Tallahassee, an 86-74 barnburner, still ranks as the fourth-highest scoring game in af2 history.

By the end of the first season, 71,402 fans had crossed the turnstiles at the BJCC to see Birmingham's "Hometown Team." A secure foundation had been laid for an even more successful campaign in 2001.

The second season of Steeldogs football brought the team's second ownership group. Steve and Kathryn Umberger purchased the team on December 13, 2000. The couple also purchased the af2's Jacksonville Tomcats in the same year, but he decided that Birmingham would be his more "hands-on" investment. Humphrey was retained as the team's head coach for a second season.



The league expanded nearly two-fold in 2001 as 28 teams took the field in 2001. Birmingham opened their season at the Century Tel Center in Bossier City, La., against the expansion Bossier City BattleWings. Birmingham won a thrilling overtime affair, 63-57. It was the first of three consecutive wins to open the 2001 season.

After two early season hiccups against division opponents, the Steeldogs reeled off six straight victories, only to see that streak come to an end in Huntsville. Leading 48-45 with seconds to play, Tennessee Valley, aided by an incorrect pass interference call enforced despite a tipped pass, scored on what appeared to be an incomplete pass in the end zone to take the game 52-48. The game further cemented the teams' rivalry as one of the most vitriolic in all of Arena Football.

The Steeldogs finished the regular-season 12-4, earning them their first postseason trip. Birmingham traveled to Richmond, Va., to face the Richmond Speed on July 21, 2001. Despite reaching the 60-point plateau, a feat that Coach Humphrey stressed in every game, the Steeldogs collapsed in the fourth quarter. Hampered by questionable officiating, the Steeldogs fell 67-60.

2002 was the beginning of years of stability in the executive office. The Umberger's sold the franchise to two local men, both of whom were well-acquainted with Birmingham's professional sports history. Buddy King and Scott Myers became the majority and minority owners of the team on January 2, 2002. The two had met when King played with and Myers marketed for the Birmingham Fire of the World League of American Football. The pair was anxious to parlay the Steeldogs' early success into a third season. They started by retaining Humphrey for a third consecutive year.

Humphrey and the Steeldogs were determined to make 2002 the most successful yet for the young franchise. Adopting the motto "One Team, One Goal," Birmingham set out to make a playoff run in their third season. After an early season loss at Tulsa, Birmingham rebounded to win eight of their next nine games before dropping three of their next four. The Steeldogs ended the regular-season with an 11-5 record, good enough to earn a trip to Huntsville to face the hated Vipers in the first-round of the playoffs.

In six prior meetings with Tennessee Valley, the Steeldogs had consistently come up short. But the hatred that existed between the rival teams had only continued to build, having been escalated the previous year's controversial finish. But the stakes had never been higher for either team, because in the postseason, futures are determined one game at a time.

On Saturday, August 3, 2002, at the Von Braun Center in Huntsville, Birmingham cast off three years of frustration at the hands of their fiercest rival, dominating Tennessee Valley in a 65-51 victory. Almost secondary to the outcome of the game was the fact that the Steeldogs had now earned themselves a trip to Tulsa, Okla., for the next Saturday night for a second-round match-up against the No. 1-ranked team in all of af2 football.

Birmingham, fresh off the dominating win in Huntsville, marched into the Tulsa Convention Center on August 10, 2002 and pulled off the biggest upset in team history. The Steeldogs thoroughly dominated the league's top-ranked team, handing them their first home loss in 18 games (a streak that started in 2000 with a seven-point victory over Birmingham) and also exacting revenge for the team's opening night loss. The Steeldogs returned home to host the Peoria Pirates in the National Conference Championship game, the winner of which would host the ArenaCup.

But it was not meant to be for Birmingham in 2002, as the Pirates surprised the Steeldogs with a first-half offensive clinic on their way to a 79-33 victory. Still, the disappointment of one loss could not overshadow a year of unprecedented success for the team. The 2002 off-season was much less chaotic than in previous years as, once again, Humphrey was retained, and, for the first time in team history, so was the ownership group.

The 2002 off-season did bring news of a championship for the Birmingham Steeldogs' dance team, "The ShowSteelers." The team won the league's "Dance Team of the Year" award, the first of four straight awards that the team would win. Along with Rusty (the Steeldogs' team mascot), "The Showsteelers" cheer throughout the stadium and perform during half-time. Entering into the 2006 season, the team is the league's defending dance champion.

Injuries plagued the 2003 edition of the Birmingham Steeldogs, as the team struggled to field a healthy and consistent quarterback. After two early season victories at home, the Steeldogs fell at Macon in the first road contest of the year. The team dropped four of their next five games, with the one bright exception being a 38-35 overtime victory over the Florida Firecats at Fort Myers.

After three straight victories in the middle of the season, the team dropped five of the last six games to close out the year. Injuries riddled the team from the offensive line, to the quarterback position, to wide receivers and defensive backs. Humphrey and his team limped into the off-season, where he was rewarded for his efforts with his fourth contract extension. He was about to become the longest-tenured coach in the history of af2 football.

The Steeldogs rebounded nicely to begin



the 2004 season. After an opening-night loss at Bossier City, a game in which the Steeldogs' starting quarterback was hurt on the first play of the second half, Birmingham reeled off six straight victories on the arm of backup quarterback Jeff Aaron. Now 6-1, the Steeldogs next contest would be a home match-up with the Tennessee Valley Vipers, a team that Birmingham had never beaten on its home turf, dating back to the inaugural af2 tilt.

On May 29, 2004, the Steeldogs and Vipers locked horns for a tenth time. It was one for the record books.

Birmingham shut out the Vipers 13-0 in the first half and led 23-6 at the beginning of the fourth quarter. But Tennessee Valley fought back, scoring 21 unanswered to take a 27-23 lead with just over 30 seconds to play. But Aaron and the Steeldogs refused to fold. The second-year quarterback out of UAB found Carlos McNearly wide open in the back of the end-zone from 27-yards out to put Birmingham back on top, 30-27. However, at the end of regulation, the Vipers managed to slither into field goal range where Sean Sullivan connected from 40 yards out, sending the game into extra minutes.

Birmingham got the ball first and made the most of their first possession. Aaron hit Brian Haugabrook on a 25-yard strike to give Birmingham a six-point advantage. But kicker Rhett Gallego pulled the extra point wide and the Vipers had a chance to pull off the improbable with a touchdown and successful conversion.

But on second down on the Vipers' subsequent drive, former Birmingham quarterback Josh Kellett was intercepted by Demontray Carter, sealing a 36-30 victory and establishing the tenth meeting between the two bitter rivals as the most memorable game in the series and in the history of the Birmingham Steeldogs.

Inconsistency at the quarterback position,

along with several key injuries cooled the Steeldogs in the second half of the 2004 regular-season. Birmingham limped into the postseason with a 10-6 record, falling in the first round at Cape Fear, N.C., 54-53.

Humphrey and the King-Myers ownership combo stuck around for 2005. Humphrey, who had been inducted into the Alabama Sports Hall of Fame, had become the af2's all-time winningest coach in 2004. The team's 59-58 win over the Rio Grande Valley Dorados on June 26, 2004 gave Humphrey his 47th victory, making him tops among all current and prior head coaches through the 2004 season.

The Steeldogs kicked off the 2005 regular-season with a marquee player signing. Andrew Zow, the all-time leading passer at the University of Alabama, joined the team on March 15, 2005. He had signed with the team in 2004 for one game as an emergency quarterback at the behest of Coach Humphrey, but did not see any action. He had not competed on a regular basis since his senior year at Alabama in 2001 and did not see action in the team's first game, a home loss to the San Diego Riptide, but finally took the field a week later at Macon.

He was remarkably efficient in his first contest, finishing 20 of 36 for 273 yards, three touchdowns and one interception. He also ran for a touchdown. Zow's season ended a week later when he suffered a leg injury in the following week's game at home versus the eventual league-champion Memphis Xplorers.

Much like Zow's arena football career, the 2005 Steeldogs season never fully got off the ground. The quarterback position changed hands six times during the year. The offensive and defensive lines, hampered by injuries dating back to early season workout camps, never quite jelled into a functioning unit. The defense was porous, allowing an average of nearly 56

points per game, a league high. When it was all said and done, the Steeldogs finished with a 2-14 record, dead last in the af2.

Humphrey was relieved of his coaching duties on August 9, 2005. He finished his six-year career as the longest-tenured coach in the league's history, as well as it's second most victorious.

For 55 days, owners King and Myers scoured the coaching ranks to fill Humphrey's shoes and help bring the 'Dogs from the cellar back to the top of the league standings.

On October 4, 2005, Ron Selesky was selected as the second head coach in the history of the Birmingham Steeldogs.

He, along with the King-Myers ownership tandem, has made resurrecting the Steeldogs the top priority in 2006.



The Office



Buddy King

Owner and Operator



Buddy King assumed the role of chairman and owner of the Birmingham Steeldogs on January 2, 2002. The Hueytown native was a four-year football letterman at the University of Southern Mississippi, earning a degree in Business Marketing. After playing in The Blue-Gray Game in Montgomery in the winter of 1989, King went on to sign as a free agent with the New Orleans Saints. After his release from the Saints, King was drafted by the World League of American Football's Birmingham Fire. During his second season with the Fire, King sustained a career-ending injury and retired from the game of football.

In 1992, King ventured in the pharmaceutical industry, concentrating on sales and business development. After five years in that sector, King started his own company, CTEX Pharmaceuticals, Inc., in 1997. In a five-year period, the company grew from the ground floor to a national corporation. In January of 2001, King's company, CTEX was acquired by another company. He then founded Athlon Pharmaceuticals in 2002, of which he is currently the Chairman and CEO.

Buddy has three children: Allie, Andrew and Katie. He brought his business success and passion for the game of football to the city of Birmingham with hopes of bringing a championship to the city.

Scott Myers

Owner and Managing Partner



Scott Myers is the Managing Partner of the Birmingham Steeldogs Arena Football Team. Myers has played an instrumental part in the Birmingham sports scene over the past decade. He marketed the Birmingham Fire during its two years in the World League of American Football; was the General Manager of the Birmingham Bulls in the East Coast Hockey League; and assisted the Alabama Sports Foundation in managing the inaugural SWAC Championship Game at historic Legion Field.

In addition to his involvement with Birmingham professional sports teams, Myers conducted an international friendly soccer match between the U.S. Men's National Team and Tunisia; and, coordinated an NBA Exhibition Game between the Houston Rockets and Detroit Pistons.

Myers spent 2001 in Costa Rica working with street children in San Jose. Scott is involved in many charitable endeavors in Birmingham and serves on a number of boards including: the Birmingham Athletic Partnership, the Kenny Morgan Scholarship Foundation, Alabama Department of Youth Services - Vacca Campus Advisory Board, and the MTW Street Child Ministries. He is also a member of the Monday Morning Quarterback Club. Having founded a non-profit organization to get inner-city youth involved in sports, Myers oversees the various Steeldogs charitable endeavors.

A native of Birmingham, Myers attended Hewitt-Trussville High School, where he was a three-sport athlete. While playing collegiate football for Samford University, he received a B.S. Degree in Business Administration. Myers has been recognized as one of Birmingham's "Top 40 Under 40" *(BBJ) business people. Scott and his wife Claire reside in Homewood. His hobbies including traveling, reading, and running.



Dave Coffey

Vice President of Corporate Partnerships

Dave is in his fourth year with the team and second year as Vice President of Corporate Sponsorships. In addition to his corporate duties, Dave also serves as the Director of Game Operations for the team. Prior to joining the Steeldogs, Dave was a sports anchor for WAAY-31 in Huntsville.



Shawn Williamson

Vice President of Ticket Operations

Shawn is in his second year with the team and first year as Vice President of Ticket Operations. Shawn handles the Steeldogs' season and group ticket accounts, while also serving as a corporate sales executive. From 1996-98, Shawn worked as a marketing representative for the Birmingham Bulls.



Matt Hooper

Director of Media Relations

Matt is in his fifth year with the Steeldogs, beginning as an intern in 2002 before taking over the department in 2005. In addition to his daily media relations duties, Matt also handles internal team publications and supervises the team stats crew during game nights.



Stacy Arnold

Community Affairs Director/Dance Team Coordinator

Stacy begins her first year with the Steeldogs Front Office, but fans might recognize her from her years as a Showsteeler. Stacy danced with the fourth-time af2 champions from 2003-05. Now she serves as the team coordinator as well as the Steeldogs' director of community affairs.



Carmen Starr

Office Manager

Carmen is in her first year with the Steeldogs, serving as the manager of the executive office. Carmen keeps up with the mounds of paperwork and contracts that flow through the office on a regular basis in addition to aiding Coach Selesky with player transactions and travel arrangements.



Ron Selesky

Head Coach/Vice President of Player Personnel



Head Coach Ron Selesky is an Arena Football League and af2 coaching veteran. He served as the defensive coordinator for the Columbus Destroyers in 2005 under Head Coach Chris Spielman. Prior to that, Selesky spent the 2004 season on the sidelines for the Carolina Cobras, beginning the year as the team's defensive coordinator before finishing the season as the head coach.

Selesky earned af2 Coach of the Year honors in 2002, guiding the expansion Albany Conquest to a regular-season mark of 13-3 and a Northeast Division title. He spent the 2001 season as the head coach of the Louisville Fire.

Selesky spent the 2003 season as head coach and director of football operations for the Buffalo Destroyers, prior to the team relocating to Columbus, Ohio. He also served as the director of player personnel and assistant coach for the Tampa Bay Storm from 1997 to 1999. With the Storm, his teams compiled a 31-11 regular season record and earned a berth in the 1998 ArenaBowl.

Born in Brunswick, N.J., Selesky played college football at North Central College (Division III) in Naperville, Ill., where he was a four-year starter at left offensive tackle. Following his collegiate career, Selesky went on to play for the NFL's Minnesota Vikings in 1987 and attended NFL camps with the San Diego Chargers (1988), Miami Dolphins (1990) and Detroit Lions (1992). He also spent time as a scout with ProQuest Management from 1995-1997.



Glenn Davis

Defensive Coordinator



Glenn Davis, one of Coach Selesky's former players, will serve as the Steeldogs' defensive coordinator and defensive backs coach. Davis played defensive back at the University of South Florida from 1997 until 2001 and was a part of the team's inaugural season in Division I-A. He recorded the first interception in team history.

After being signed and released as a free agent by the New York Jets, Davis decided to take his talents further north, signing with the CFL's Winnipeg Blue Bombers in 2002. After a year in Canada, Davis began his arena football tour, starting with the Orlando Predators in 2003, then to the Selesky-led Carolina Cobras in 2004 and finally to the af2's Wilkes-Barre Pioneers in 2005 for a playoff run. This is Davis' first coaching job.

Garrett Hagin

Special Teams/Wide Receivers



Garrett Hagin will coach the team's wide receivers and special teams, in addition to his front office role as a sales executive. Hagin was a wide receiver at Wisconsin-Superior from 1980 to 1983 before signing with the Pittsburgh Maulers of the USFL. However, after the league folded, Hagin decided to transfer his talents to the coaching realm.

Since 1990, Hagin has migrated through 14 different coaching jobs, with stops everywhere from the high school level to Division I-A college football to the arena game. Most recently, Hagin was the Head Coach of the Bossier City BattleWings in 2003 and the Head Coach of the NIFL's Lakeland (Fla.) Thunderbolts from 2004 to 2005.

Daryl Whitfield

Offensive/Defensive Lines Coach




Daryl Whitfield returns for his second season with the team in 2006 after serving as the offensive and defensive lines coach in 2005. He will retain that title this season.

Whitfield played on the offensive line at the University of Alabama from 1985 to 1987. Following college, he went into the family restaurant business, running Birmingham's famous Southside Café for 14 years. Recently, he purchased another landmark Magic City eatery, Bogue's Restaurant.

Away from his duties with the Steeldogs, Whitfield coaches youth and middle school football and wrestling at Oak Mountain Middle School.

Chris Pope


Fullbacks/Linebackers Coach



Chris Pope is volunteering his time with the Steeldogs in 2006, serving as the team's fullbacks and linebackers coach.

Following his collegiate playing days at Central Arkansas, Pope found his way to the AFL in 1998, playing for the New Jersey Red Dogs as a FB/LB. From there he migrated west with the team to Las Vegas from 2002 to 2003, before joining up with Coach Selesky in Carolina in 2003 and 2004. He followed Selesky to Columbus in 2005.

This is Pope's first coaching experience.



The Players



Alphabetical Roster

#	Name	Pos	Ht	Wt	College
33	Amaker, Donald	WR/DB	5'9"	195	Tusculum
29	Bridges, Earin	DS	5'11"	200	Grambling
36	Browden, Terrell	FB/LB	6'3"	265	Southern Miss
18	Chavez, Bradly	WR/LB	6'1"	205	UAB
75	Clark, James	OL/DL	6'4"	295	UT-Chattanooga
68	Clay, Matthew	OL/DL	6'2"	305	Vanderbilt
88	Daniel, David	OL/DL	6'0"	290	Alabama
90	Deboise, Deon	OL/DL	6'1"	310	Jackson St
37	Fakunle, Samuel	OL/DL	6'0"	265	N. Alabama
33	Fite, Alvin	FB/LB	6'0"	230	MTSU
40	Gholar, Michael	DS	6'3"	205	Miss State
29	Harris, Erick	DS	5'11"	205	Liberty
12	Hawk, Ryan	QB	6'2"	212	Ohio
1	Kent Jr, Robert	QB	6'4"	221	Jackson St
	Terashima, Masashi	WR/DB	5'9"	160	Kanto-Gakuin
5	Keyes, Bobby	DS	6'0"	185	UAB
61	Mebane, Ben	OL/DL	6'2"	255	Tennessee Tech
10	Morris, Anthony	WR/DB	6'2"	190	Averett
80	Philyaw, Mareno	OS	6'2"	200	Troy St
74	Powe, Myron	OL/DL	6'4"	305	Southern Miss
22	Randle, Milas	WR/DB	6'2"	220	Miss State
60	Reynolds, Chris	OL/DL	6'2"	285	Florida
48	Sanders, Theo	FB/LB	6'3"	250	Alabama
85	Sheffield, Allyson	WR/DB	5'11"	190	South Florida
81	Story, Lawrence	WR/LB	6'5"	220	Jackson State
7	Terrell, Roberto	DS	5'9"	185	Marshall
76	Thompson, Derrick	OL/DL	6'6"	290	Miss State
70	Vanderpool, Jerry	OL/DL	6'3"	320	MTSU
19	Walls, Alex	K	6'0"	205	Tennessee
25	White III, Freeman	DS	5'8"	178	Troy State
92	Womble, Jeff	OL/DL	6'3"	306	Florida St
1	Wright, Kerry	OS	5'9"	177	MTSU




Numerical Roster

#	Name	Pos	Ht	Wt	College
1	Kent Jr, Robert	QB	6'4"	221	Jackson St
1	Wright, Kerry	OS	5'9"	177	MTSU
5	Keyes, Bobby	DS	6'0"	185	UAB
7	Terrell, Roberto	DS	5'9"	185	Marshall
10	Morris, Anthony	WR/DB	6'2"	190	Averett
12	Hawk, Ryan	QB	6'2"	212	Ohio
18	Chavez, Bradley	WR/LB	6'1"	205	UAB
19	Walls, Alex	K	6'0"	205	Tennessee
22	Randle, Milas	WR/DB	6'2"	220	Miss State
25	White III, Freeman	DS	5'8"	178	Troy State
29	Bridges, Earin	DS	5'11"	200	Grambling
29	Harris, Erick	DS	5'11"	205	Liberty
33	Amaker, Donald	WR/DB	5'9"	195	Tusculum
33	Fite, Alvin	FB/LB	6'0"	230	MTSU
36	Browden, Terrell	FB/LB	6'3"	265	Southern Miss
37	Fakunle, Samuel	OL/DL	6'0"	265	N. Alabama
40	Gholar, Michael	DS	6'3"	205	Miss State
48	Sanders, Theo	FB/LB	6'3"	250	Alabama
61	Mebane, Ben	OL/DL	6'2"	255	Tennessee Tech
68	Clay, Matthew	OL/DL	6'2"	305	Vanderbilt
70	Vanderpool, Jerry	OL/DL	6'3"	320	MTSU
74	Powe, Myron	OL/DL	6'4"	305	Southern Miss
75	Clark, James	OL/DL	6'4"	295	UT-Chattanooga
76	Thompson, Derrick	OL/DL	6'6"	290	Miss State
78	Thomas, Eric	OL/DL	6'	305	Troy State
80	Philyaw, Mareno	OS	6'2"	200	Troy St
81	Story, Lawrence	WR/LB	6'5"	220	Jackson State
85	Sheffield, Allyson	WR/DB	5'11"	190	South Florida
88	Daniel, David	OL/DL	6'0"	290	Alabama
90	Deboise, Deon	OL/DL	6'1"	310	Jackson St
92	Womble, Jeff	OL/DL	6'3"	306	Florida St
99	Abrams, Shamar	OL/DL	6'1"	320	UAB
	Terashima, Masashi	WR/DB	5'9"	160	Kanto-Gakuin



Donald Amaker

5'9" ~ 195
WR/DB ~ Tusculum



Amaker will begin the 2006 season on long-term injured reserve with a torn ACL. He was a 1st

Team All-American kick returner at Tusculum in 2002. He is married with two children. His favorite hobbies are fishing, bowling and shooting pool. He lists his 98-yard game-winning kickoff return for a touchdown against Carson-Newman in 2002 as his greatest sports moment.

2006 Status: Rookie

Earin Bridges

5'11" ~ 200
WR/DB ~ Grambling




Bridges spent the past season on the practice squad of the AFL's Philadelphia Soul after

graduating from Grambling in 2003. He was a three-sport star at Sarah T. Reed High School in New Orleans (football, baseball, track). His favorite T.V. show is "Law & Order." His favorite player growing up was Deion Sanders, his favorite sports team growing up was the New Orleans Saints and he is not a fan of vegetables.

2006 Status: Rookie (Spent 2005 season on Philadelphia Soul practice squad)

Terrell Browden

6'3" ~ 265
FB/LB ~ Southern Miss



Terrell spent time with the Cleveland Browns in 2004 after finishing up at Southern

Miss in 2003. He was named 2nd Team All-C-USA while with the Golden Eagles. His nickname is "Black," his favorite T.V. show is "The Jamie Foxx Show" and his favorite sports team growing up was the Tampa Bay Buccaneers. Terrell lists graduating from college as his greatest moment away from the playing field.

2006 Status: Rookie



Jordan Brumbaugh

6'4" ~ 260
OL/DL ~ Tuskegee




Jordan is one of the last additions to the training camp roster, having been acquired in

a trade with the Memphis Xplorers. His older brother Jimmy played with the Steeldogs during the 2003 season. Jordan, like his brother, began his playing career at Auburn University before transferring to Tuskegee. He spent half of the af2's 2006 training camp with the defending af2 champion Xplorers.

2006 Status: Rookie (attended Memphis Xplorers training camp)

Ossie Buchannon

6'0" ~ 190
WR/DB ~ Samford



Buchannon is a local kid, a graduate of Carver High School and Samford University.

Ossie played both football and basketball at Samford. His favorite sports team growing up was the Chicago Bulls, and like teammate Earin Bridges, Ossie admired Deion Sanders growing up. Ossie lists his mom as the person who has most influenced his life and his advice to youngsters is to "stay focused and stay positive."

2006 Status: Rookie

Bradly Chavez

6'1" ~ 205
WR/LB ~ UAB



Bradly is a local legend around the Blazer campus. Chavez was a part of UAB's first bowl team

in 2004. A two-sport athlete in high school at Satsuma High in Satsuma, Ala., he was UAB's second-leading receiver in 2004, gaining 497 yards on 24 catches. He spent time in camp with the Cleveland Browns before signing with the Steeldogs. Bradly lists "SportsCenter" as his favorite T.V. show and his Bible as his favorite possession.

2006 Status: Rookie (spent 2005 offseason in camp with NFL's Cleveland Browns)



James Clark

6'4" ~ 295
OL/DL ~ Chattanooga



This is James' first foray into professional football after wrapping up his college career with

the Mocs in 2003. James was a two-sport athlete for Vidalia High School in Vidalia, Ga., playing golf as well as football. James' hobbies include golf, fishing and motorcycles. His favorite food is steak. When he first met Coach Selesky, James' recalls thinking: "Here's a guy who knows what he wants in a player."

2006 Status: Rookie

David Daniel

6'0" ~ 290
OL/DL ~ Alabama




David Daniel is the longest-tenured Birmingham Steeldogs player. Returning

for his fourth season, "DeeDee" is one of the few familiar faces dotting the roster in 2006. Playing an injury-shortened season in 2005, Daniel collected 8.5 tackles, two sacks, two pass break-ups, one forced fumble and a blocked kick. Daniel was a large part in the Steeldogs' 2002 playoff win at Tennessee Valley, scoring eight points in the 65-51 win. His hobbies include music and video games.

2006 Status: Fourth-year Steeldog

Dion Deboise

6'1" ~ 310
OL/DL ~ Jackson State



Dion is in his first year of professional football after earning 1st Team All-SWAC and Team


Defensive MVP awards during his time at Jackson State. Dion was a two-sport star (football and track) at Noxubee County High in Macon, Miss. Catfish is his favorite food, sushi is his least favorite. Video games are his favorite hobby. Dion lists his goals in life as "to play pro football, start a family and raise my kids right."

2006 Status: Rookie



Samuel Fakunle

6'0" ~ 265
OL/DL ~ N. Alabama




"Fak" is in his first season as a pro, having finished up at UNA in 2002. He was a three

sport star at Bradshaw High School, where he ran track, played football and tennis. His favorite food is calamari (certainly a first in Steeldogs history). His favorite T.V. show is "24." If there was one person from history that he would like to meet, it would be King Solomon, the wise King of Israel from the Old Testament.

2006 Status: Rookie

Alvin Fite

6'0" ~ 230
FB/LB ~ Middle Tenn.



Alvin Fite is another rookie Steeldog, one of several former Blue Raiders to be

assigned to team training camp in 2006. Fite finished his MTSU playing career in 2004 under Head Coach Andy McCollum. Alvin attended Hillsboro High School in Nashville, Tenn., where he was a two-sport athlete (basketball and football). Fite established himself as team kingpin at Lightning Strikes Bowling Center during the team's media day and lists bowling and watching movies as two of his favorite hobbies.

2006 Status: Rookie

Michael Gholar

6'3" ~ 205
DS ~ Mississippi St.



Mike took a roundabout rout to get to the af2. A three sport athlete in high school at Prentiss High School


in Mississippi, Gholar played football, baseball and basketball, but excelled on the hardwood. He played for Rick Stansbury at Mississippi State on the team that won the SEC crown in 2002. During his senior season, he walked on to the Bulldogs' football team. Gholar turned several heads during the season, earning an invite to play with the Ottawa Renegades of the CFL before migrating back to the South to play in Birmingham.

2006 Status: Rookie (CFL's Ottawa Renegades in 2004)



Erick Harris

5'11" ~ 210
DS ~ Liberty




Erick is one of the few new Steeldogs with prior af2 experience, having spent part of

the 2005 season with the Amarillo Dusters where he collected 4.5 tackles. Before signing with the Steeldogs, Harris was signed to the practice squad of the NFL-Europe's Rhein Fire. Erick's nickname is "E-Money." His favorite T.V. shows are "Nip/Tuck" and "Family Guy." His advice to young players is "to play every play like it's your last."

2006 Status: Second-year pro (af2's Amarillo Dusters in 2005, NFL-E's Rhein Fire in 2006)

Ryan Hawk

6'2" ~ 212
QB ~ Ohio




Ryan has been surrounded by talent throughout his collegiate career. He dueled

current Pittsburgh Steelers' QB Ben Roethlisberger at Miami (Ohio) before transferring to Ohio University. His older brother is former Ohio State linebacker A.J. Hawk. But Ryan made his own name starring as a signalcaller in Ohio, throwing for over 1,500 yards in his senior season. He signed with the CFL's Hamilton Tigercats in 2005 after graduation before making his way to Birmingham. Ryan played football, basketball and baseball at Centerville High in Ohio

2006 Status: Rookie

Robert Kent

6'4" ~ 221
QB ~ Jackson State



Robert Kent is the most prolific QB in the storied history of Jackson State football, throwing for near-


ly 12,000 yards and 104 touchdowns in his career. Kent passed for 595 yards and six TDs in a game versus Alabama A&M in 2001. He signed with the Tennessee Titans in 2003 as a back-up to Steve McNair (another prolific SWAC QB) before migrating north to Montreal to play for the CFL's Alouettes. Kent enjoys playing cards and working on cars when he's not on the playing field. His nickname is "Superman." His favorite food is crawfish.

2006 Status: Rookie (NFL's Titans in '03, CFL's Alouettes in 2004



Bobby Keyes

6'0" ~ 185
DS ~ UAB




Bobby is another local guy, not to mention one of the best athletes to be found on the

Steeldogs roster. He was a four-sport star athlete at Raleigh High School in Mississippi (football, basketball, baseball and track). Keyes was a shut-down corner at UAB, collecting 55 tackles, two tackles for loss, one interception and seven pass breakups. He was signed by the Washington Redskins upon graduation before heading back to Birmingham. His nickname is "B-Dot." His favorite food is black-eyed peas.

2006 Status: Rookie (NFL's Washington Redskins)

Ben Mebane

6'2" ~ 255
FB/LB ~ Tenn. Tech




Ben is another first-year pro, having finished up at Tennessee Tech in 2002.

Mebane was a two-sport athlete at Huntington High School in Tennessee. Ben enjoys playing cards, reading and spending time with family and friends. His favorite T.V. show is "Survivor." His favorite food is spaghetti. His favorite sports team growing up was the Chicago Bulls. Ben is married and has a three-year-old daughter. He lists her birth and the day that he got married as his two greatest off-the-field moments.

2006 Status: Rookie

Anthony Morris

6'2" ~ 190
WR/DB ~ Averett



Anthony, or "Salem" as he prefers, is a first-year pro out of Averett University. Salem graduated in 2004 after a stellar


career in which he was a three-time All-Conference selection and a two-time All-Academic selection. He graduated with a degree in sports management. Salem was a two-sport star at Nansemond River High School in Suffolk, Va. (football and track). His favorite sports team growing up was the Philadelphia Eagles.

2006 Status: Rookie



Mareno Philyaw

6'2" ~ 200
WR/LB ~ Troy




Mareno is one of several Steeldogs with some NFL experience. After graduating

from Troy in 2000, Mareno signed with the NFL's Atlanta Falcons. Injuries took a toll on the young receiver, who took a three-year hiatus from professional football before playing for a professional team in Montgomery, Ala., where he could be close to home. He was a four sport star at North Clayton High School in College Park, Ga. (football, basketball, baseball, track) Mareno is married. He received a marketing degree from Troy in 2000.

2006 Status: Rookie (NFL's Atlanta Falcons, Montgomery Maulers)

Myron Powe

6'4" ~ 305
OL/DL ~ Southern Miss



Myron was one of the first big men signed by the Steeldogs in 2006. A 2005 graduate of

Southern Mississippi with a degree in sports administration, Myron was named to the C-USA All-Freshman team. His nickname is "Sauce." His favorite T.V. show is "SportsCenter." When he was a kid, he pretended to be William "The Fridge" Perry. his favorite food is meatloaf. The one thing that few people know about him: Myron loves to cook.

2006 Status: Rookie

Milas Randle

6'2" ~ 210
WR/DB ~ Mississippi St



Milas is a second-year Steeldog after suiting up with the team during the 2005 season. The team's


"Ironman of the Year," Milas collected 39.5 tackles, an assisted tackle for loss, an interception, three pass break-ups and two fumble returns, including one for a score. He also caught 45 passes for 604 yards and six touchdowns. Randle was a four-sport athlete at Gentry High School in Indianola, Miss. (football, basketball, track and tennis). His nickname is "Boss." His favorite T.V. show is "Law & Order."

2006 Status: Second-year Steeldog



Theo Sanders

6'2" ~ 247
FB/LB ~ Alabama




Theo is one of two University of Alabama grads on the 2006 roster. After graduating from

the Capstone in 2002, Theo signed with the NFL's Tennessee Titans. A two-sport athlete at Shades Valley High School in Birmingham, Theo played football and ran track. He is married. His favorite T.V. shows are "The Simpsons" and "Friends." Theo's favorite food is pizza. According to him, the best player he ever lined up against was Georgia's David Pollock.

2006 Status: Rookie (NFL's Tennessee Titans)

Allyn Sheffield

6'0" ~ 195
WR/DB ~ South Florida



Allyn is a first-year pro after graduating from the University of South Florida in

2004. Allyn, or "Sheff" as he prefers, also played football at Miami Northwestern High School in Miami, Fla. His favorite sports team growing up was the Miami Dolphins. When he first met Coach Selesky he thought "he was a coach that was dedicated to winning." When he was a kid, Sheff pretended that he was former Philadelphia Eagles quarterback Randall Cunningham.

2006 Status: Rookie

Lawrence Story

6'5" ~ 205
WR/LB ~ Jackson State



Lawrence Story is the Steeldogs tallest receiver at 6'5." A graduate of Jackson


State University, Story played with Steeldogs QB Robert Kent. During his senior season at Jackson State, Story caught 55 passes for 831 yards and five touchdowns. He went on to attend camp with the Philadelphia Eagles in 2002.

2006 Status: Rookie (NFL's Philadelphia Eagles)



Roberto Terrell

5'9" ~ 185
DS ~ Marshall




"Toe" began training camp on short-term injured reserve. The former Marshall

star graduated in 2004 after a stellar senior campaign. Toe collected 50 tackles, a sack, two interceptions and six passes broken-up. His favorite television show is "CSI." His favorite food is pork chops, his least favorite is seafood. Roberto is married with three children. He loves to go bowling.

2006 Status: Rookie

Eric Thomas

6'0" ~ 305
OL/DL ~ Troy




Eric Thomas is another Steeldog with previous NFL experience. A 2004 graduate of

Troy University, Eric ran track for the Trojans in addition to playing for Coach Blakeney's team. He was a four-sport athlete at Westlake High School in Atlanta, playing football, baseball and basketball while also running track. After college, "ET" signed with the Indianapolis Colts before migrating south to Birmingham. His favorite musical group is OutKast, his favorite T.V. show is "Family Guy."

2006 Status: Rookie (NFL's Indianapolis Colts)

Derrick Thompson

6'6" ~ 290
OL/DL ~ Mississippi St



Derrick is a first-year pro out of Mississippi State. A four-sport star at LeFlore

County High School in Itta Bena, Miss., Derrick played football, basketball, baseball and ran track. His nickname is "Dude." His favorite T.V. show is "SportsCenter." Derrick's favorite food is hamburgers, his least favorite food is spaghetti. When he played football as a kid, Derrick pretended he was NFL great Jerry Rice.

2006 Status: Rookie



Alex Walls

6'0" ~ 205
K ~ Tennessee




Alex is a second-year Steeldog, after suiting up as the team's kicker during the 2005

season. Walls played in the af2 with Tennessee Valley in 2004, after being released from the Chicago Bears training camp in 2003. He was a standout at Tennessee under Head Coach Phil Fulmer. Walls was a five-sport star athlete at Virginia High School in Bristol, Va. He played football, soccer, basketball, ran cross country and track.

2006 Status: Third-year af2 (NFL's Chicago Bears, Tennessee Valley Vipers, Birmingham Steeldogs)

Freeman White

5'8" ~ 178
DS ~ Troy



Freeman White is a first-year pro out of Troy University. "Freemo" played under

Coach Larry Blakeney, graduating after the 2004 season. He was a two sport athlete at Wenonah High School in Birmingham, playing football and running track. His favorite T.V. show is "Seinfeld." His favorite musical artist is Jay-Z. Fried chicken is his favorite food and his greatest moment outside of sports was receiving his degree in biology from Troy.

2006 Status: Rookie

Jeff Womble

6'3" ~ 306
OL/DL ~ Florida State



The first FSU Seminole to join the Steeldogs in our seven year history, Jeff

signed with the Minnesota Vikings in 2004 after graduating from FSU. He was a part of the 1999 Seminole National Championship team. "Bully," as Jeff is nicknamed, returned to the South after being cut from the Vikes. Bully was a three-sport star at Dunwoody High School in Georgia, where he played football, basketball and ran track. His favorite food is hot wings, and lots of them.

2006 Status: Rookie (NFL's Minnesota Vikings)



Kerry Wright

5'9" ~ 177
OS ~ MTSU



Kerry is the most prolific receiver in the history of MTSU football. Kerry graduated in 2004 after

leading the team in receiving for two consecutive seasons. He holds a number of school records, including most receiving yards in a single-season and most touchdown receptions in a single season. After college, Kerry spent time with the NFL's Indianapolis Colts and the AFL's Nashville Kats prior to signing with the Steeldogs. Wright's favorite T.V. show is "24" and his favorite foods include shrimp and steak.

2006 Status: Rookie (NFL's Indianapolis Colts, AFL's Nashville Kats)

Terashima Masashi

5'6" ~ 160
OS ~ Kanto-Gakuin



"Mashi" is the Steeldogs international training camp attendee in 2006. He played foot-

ball at both the collegiate and high school level in Japan. His favorite thing to watch on T.V. is football. His favorite musical group is a Japanese group called "Mr. Children." Sushi is his favorite food. The historical figure that he would most like to have met was a Samurai named Musashi Miyamoto. Before a game, he likes to listen to music.

2006 Status: Rookie
(International)



The 2005 Season



Game 1 ~ San Diego 58 Birmingham 57 ~ April 9, 2005

BJCC Arena ~ Birmingham, Ala. ~ Attendance: 7,112

SD	10	28	14	6	58
BHM	7	20	14	16	57

Box Score

	SDR	BIR
First Downs	18	15
Rushes-Yds (Net)	7-16	11-71
Passing Yds (Net)	224	165
Passes Att-Comp-Int	36-17-1	20-9-1
Total Offense Plys-Yds	44-240	33-236
Fumble Returns-Yds	0-0	0-0
Kickoff Returns-Yds	9-190	6-138
Interception Rtns-Yds	1--1	1-25
Fumbles-Lost	0-0	1-1
Penalties-Yds	10-72	11-70
Possession Time	30:40	29:20
3rd-Down Conversions	3 of 8	2 of 4
4th-Down Conversions	0 of 1	1 of 1
Red-Zone Conv.-Att.	6-7	4-4
Sacks By: No.-Yds	2-6	1-8

Individual Stats

Rushing:
 SD-Griffin 1-5; McElrath 2-3;
 Smith 1-3; Macrea 2-3; Buich 1-2.
 BHM - Nelson 7-41; Billings 3-27;
 Williams 1-3.
Passing:
 SD - Buich 17-36-1-232; Team 0-0-0-
 minus 8.
 BHM- Nelson 9-20-1-171; Team 0-0-0-
 minus 6.
Receiving:
 SD- Taylor 7-83; Gonzalez 4-43;
 Highshaw 3-52; McElrath 2-46; Smith 1-

8.

BHM - Harris 3-67; Ajiodo 2-26; Holmes
 1-45; Fulgham 1-23; Cole 1-5;
 Huntington 1-5.

Interceptions:

SD - Taylor 1-minus 1.

BHM - Hill 1-25.

Fumbles:

SD - None.

BHM - Nelson 1-1.

Game 2 ~ Macon 67 Birmingham 50 ~ April 14, 2005

Macon Coliseum ~ Macon, Ga. ~ Attendance: 2,327

BHM	13	17	6	14	50
MAC	21	20	13	13	67

Box Score

	BIR	MAC
First Downs	25	18
Rushes-Yds (Net)	14-51	7-7
Passing Yds (Net)	321	274
Passes Att-Comp-Int	41-25-1	23-17-0
Total Offense Plys-Yds	55-372	30-281
Fumble Returns-Yds	0-0	1-33
Kickoff Returns-Yds	8-115	6-139
Interception Rtns-Yds	0-0	1-7
Fumbles-Lost	2-2	0-0
Penalties-Yds	8-46	12-60
Possession Time	38:05	21:55
3rd-Down Conversions	2 of 5	2 of 3
4th-Down Conversions	0 of 1	0 of 0
Red-Zone Conv.-Att.	4-5	4-4
Sacks By: No.-Yds	0-0	0-0

Individual Stats

Rushing:
 BHM - Zow 7-30; Billings 5-12;
 Nelson 1-7; Paul 1-2.
 MAC-Myers 1-3; Hayes 3-3; Lloyd 3-1.
Passing:
 BHM - Zow 20-36-1-273; Nelson
 5-5-0-48.
 MAC - Hayes 17-23-0-274.
Receiving:
 BHM - Harris 7-90; Randle 7-86;
 Holmes 7-82; Fulgham 3-37; Cole 1-26.
 MAC - Johnson 11-216; Garman 3-37;
 Risper 1-12; Myers 1-5; Collins 1-4.

Interceptions:

BHM - None.

MAC - Jackson 1-7.

Fumbles:

BHM - Cole 1-1; Randle 1-1.

MAC - None.



Game 3 ~ Memphis 60 Birmingham 24 ~ April 23, 2005

BJCC Arena ~ Birmingham, Ala. ~ Attendance: 4,995

MEM 14 19 13 14 60

BHM 3 7 0 14 24

Box Score

	MEM	BIR
First Downs	10	16
Rushes-Yds (Net)	4-36	7-7
Passing Yds (Net)	169	215
Passes Att-Comp-Int	20-11-1	48-21-3
Total Offense Plys-Yds	25-205	60-222
Fumble Returns-Yds	1-0	0-0
Kickoff Returns-Yds	3-25	5-100
Interception Rtns-Yds	3-60	1-5
Fumbles-Lost	1-1	2-2
Penalties-Yards	10-62	11-61
Possession Time	22:52	37:08
3rd-Down Conversions	1 of 2	2 of 11
4th-Down Conversions	0 of 1	2 of 6
Red-Zone Conv.-Att	4-5	3-5
Sacks By: No.-Yds	5-28	1-1

Individual Stats

Rushing:
 MEM - Jones 3-31; Epton 1-0; Stamper 0-5.
 BHM - Billings 5-11; Nelson 1-minus 1; Zow 1-minus 3.

Passing:
 MEM - Jones 9-15-1-131; Franzer 2-4-0-39; Prentiss 0-1-0-0; Team 0-0-0-minus 1.
 BHM - Nelson 13-34-2-167; Zow 8-14-1-76; Team 0-0-0-minus 28.

Receiving:
 MEM - Prentiss 7-111; Battle 2-33;

Cunningham 1-21; Quattlebaum 1-5.

BHM - Fulgham 7-69; Harris 6-70; Holmes 3-56; Cole 2-21; Randle 1-14; Paul 1-8; Billings 1-5.

Interceptions:
 MEM - Singfield 2-50; Giddens 1-10.

BHM - Holmes 1-5.

Fumbles:
 MEM - Team 1-1.

BHM - Team 1-1 Nelson 1-1.

Game 4 ~ Louisville 48 Birmingham 46 ~ April 30, 2005

Freedom Hall ~ Louisville, Ky. ~ Attendance: 9,151

BHM 0 12 13 21 46

LOU 12 10 13 13 48

Box Score

	BIR	LOU
First Downs	23	18
Rushes-Yds (Net)	15-24	4-1
Passing Yds (Net)	284	264
Passes Att-Comp-Int	34-20-0	31-17-1
Total Offense Plys-Yds	51-308	36-265
Fumble Rtns-Yds	0-0	0-0
Kickoff Returns-Yds	5-79	6-102
Interception Rtns-Yds	1-12	0-0
Fumbles-Lost	1-1	1-0
Penalties-Yards	11-71	13-55
Possession Time	32:48	27:12
3rd-Down Conversions	6 of 9	3 of 6
4th-Down Conversions	1 of 1	1 of 2
Red-Zone Conv.-Att	5-7	3-5
Sacks By: No.-Yds	1-6	2-7

Individual Stats

Rushing:
 BHM - Paul 4-12; Harris 3-7; Bell 4-6; Nelson 3-0; Ramsey 1-minus 1.
 LOU - Fryzel 1-7; Scott 1-4; Stallings 1-2; Sauk 1-minus 12.

Passing:
 BHM - Nelson 20-34-0-291; Team 0-0-0-minus 7.
 LOU - Sauk 17-31-1-270; Team 0-0-0-minus 6.

Receiving:
 BHM - Harris 7-100; Fulgham 5-91; Randle 3-51; Holmes 2-27; Bell 2-20;

Ramsey 1-2.

LOU - Scott 8-123; Fryzel 3-32; Mager 2-69; Manning 2-30; Matthews 1-13; Forney 1-3.

Interceptions:
 BHM - Hill 1-12.

LOU - None.

Fumbles:
 BHM - Nelson 1-1.

LOU - Sauk 1-0.



Game 5 ~ S. Georgia 69 Birmingham 49 ~ May 7, 2005

BJCC Arena ~ Birmingham, Ala. ~ Attendance: 4,935

SGA	13	22	14	20	69
BHM	7	14	14	14	49

Box Score

	SGW	BIR
First Downs	24	15
Rushes-Yds (Net)	6--3	9-38
Passing Yds (Net)	220	186
Passes Att-Comp-In	33-24-0	23-17-2
Total Offense Plys-Yds	41-217	36-224
Fumble Returns-Yards	2-20	1-7
Kickoff Returns-Yards	5-81	9-140
Interception Rtns-Yds	2-0	0-0
Fumbles-Lost	2-1	2-2
Penalties-Yards	9-47	9-65
Possession Time	32:54	27:06
3rd-Down Conversions	1 of 4	3 of 4
4th-Down Conversions	1 of 1	0 of 0
Red-Zone Conv.-Att	5-5	4-5
Sacks By: No.-Yds	4-17	2-8

Individual Stats

Rushing:

SGA - Keefe 2-1; Zbydniewski 1-1;
Pesavento 1-0; Turner 2-minus 5.

BHM - Nelson 3-24; Ramsey 3-10; Paul
1-7; Bell 2-minus 3.

Passing:

SGA - Pesavento 24-33-0-228;
Zbydniewski 0-0-0-0; Team 0-0-0-minus
8.
BHM - Nelson 16-22-2-159;
Gallahan 1-1-0-44; Team 0-0-0-minus
17.

Receiving:

SGA - Burstein 10-141; Savage 5-33;

Keefe 3-23; McKinney 3-15; Cockfield
2-12; Turner 1-4.

BHM - Bell 8-110; Harris 8-91; Ajiodo 1-
2.

Interceptions:

SGA - Fenceroy 1-0; Cockfield 1-0.

BHM - None.

Fumbles:

SGA - Pesavento 1-1; Zbydniewski 1-0.

BHM - Nelson 1-1; Gallahan 1-1.

Game 6 ~ San Diego 77 Birmingham 44 ~ May 14, 2005

S.D. Sports Arena ~ San Diego, Calif. ~ Attendance: 2,832

BHM	7	19	12	6	44
S.D.	14	28	14	21	77

Box Score

	BIR	SDG
First Downs	20	21
Rushes-Yds (Net)	8-2	6-22
Passing Yds (Net)	246	249
Passes Att-Comp-Int	32-17-1	32-23-0
Total Offense Plys-Yds	42-248	40-271
Fumble Returns-Yards	0-0	0-0
Kickoff Returns-Yards	9-108	6-110
Interception Rtns-Yds	0-0	1-15
Fumbles-Lost	4-3	3-2
Penalties-Yards	7-65	9-53
Possession Time	31:03	28:57
3rd-Down Conversions	1 of 4	3 of 5
4th-Down Conversions	1 of 2	1 of 1
Red-Zone Conv.-Att	3-5	6-6
Sacks By: No.-Yds	2-3	2-10

Individual Stats

Rushing:

BHM - Linn 5-2; Harris 3-0.

S.D. - Macrea 3-9; Griffin 1-6; Gonzalez
1-5; Smith 1-2.

Passing:

BHM - Linn 17-32-1-256; Team 0-0-0-
minus 10.

SD - Claunch 23-32-0-252; Team 0-0-0-
minus 3.

Receiving:

BHM - Fulgham 7-116; Bell 5-79;
Harris 3-23; Holmes 2-38.

SD - Taylor 11-106; Smith 4-58;
Gonzalez 3-32; Griffin 2-35; McElrath,
2-21; Greetis 1-0.

Interceptions:

BHM - None.

SD - Griffin 1-15.

Fumbles:

BHM - Linn 3-2; Harris 1-1.

SD - Claunch 2-1; Macrea 1-1.



Game 7 ~ Arkansas 61 Birmingham 60 ~ May 21, 2005

Alltell Arena ~ Little Rock, Ark. ~ Attendance: 6,978

BHM	7	20	7	26	60
ARK	16	17	7	21	61

Box Score

	BIR	ARK
First Downs	20	16
Rushes-Yards (Net)	12-23	3-5
Passing Yds (Net)	231	252
Passes Att-Comp-Int	35-21-1	37-19-1
Total Offense Plys-Yds	48-254	41-257
Fumble Returns-Yards	0-0	1-19
Kickoff Returns-Yards	7-204	7-265
Interception Rtns-Yds	1-50	1-1
Fumbles-Lost	3-2	1-1
Penalties-Yards	4-54	12-133
Possession Time	31:33	28:22
3rd-Down Conversions	5 of 7	2 of 5
4th-Down Conversions	0 of 2	2 of 3
Red-Zone Conv.-Att.	3-3	3-4
Sacks By: No.-Yds	1-0	1-3

Individual Stats

Rushing:

BHM - Harris 2-8; Paul 3-5; Linn 5-5;
Fulgham 1-3; Ramsey 1-2.

ARK - Small 2-3; Douzart 1-2.

Passing:

BHM - Linn 21-35-1-234; Team 0-0-0-
minus 3.

ARK - Motley 19-37-1-252.

Receiving:

BHM - Harris 10-102; Holmes 4-47;
Fulgham 3-45; Randle 3-36; Black 1-4.

ARK - Kilow 6-125; Alford 5-69; Whitley

4-21; Williams 2-29; Jackson 1-8;
Douzart 1-0.

Interceptions:

BHM - Williams 1-50.

ARK - Jackson 1-1.

Fumbles:

BHM - Linn 1-0; Holmes 1-1; Fulgham
1-1.

ARK - Motley 1-1.

Game 8 ~ Birmingham 55 Green Bay 26 ~ May 28, 2005

BJCC Arena ~ Birmingham, Ala. ~ Attendance: 4,967

GBB	13	13	0	0	26
BHM	14	13	14	14	55

Box Score

	GBB	BIR
First Downs	13	15
Rushes-Yds (Net)	2-2	9-27
Passing Yds (Net)	212	193
Passes Att-Comp-Int	40-17-1	31-20-1
Total Offense Plys-Yds	46-214	42-220
Fumble Returns-Yards	0-0	2-23
Kickoff Returns-Yards	8-127	5-97
Interception Rtns-Yds	1-0	1-4
Fumbles-Lost	2-2	2-1
Penalties-Yards	9-66	3-24
Possession Time	31:38	28:22
3rd-Down Conversions	3 of 9	4 of 7
4th-Down Conversions	2 of 4	1 of 3
Red-Zone Conv.-Att.	1-1	3-5
Sacks By: No.-Yds	2-16	4-10

Individual Stats

Rushing:

GBB - Huebner 2-2.

BHM - Bell 2-8; Harris 3-7; Ramsey 2-7;
Smith 1-5; Linn 1-0.

Passing:

GBB - Turman 14-35-1-192; Sanders 3-
5-0-30; Team 0-0-0-minus 10.

BHM - Linn 20-31-1-209; Team 0-0-0-
minus 16.

Receiving:

GBB - Garth 5-68; Mason 5-51;
Taylor 4-54; Holmes 2-29; Huebner 1-
20.

BHM - Bell 9-104; Harris 6-51;
Huntington 3-32; Fulgham 1-14; Randle
1-8.

Interceptions:

GBB - Livingston 1-0.

BHM - Mainor 1-4.

Fumbles:

GBB - Turman 2-2.

BHM - Harris 1-0; Bell 1-1.



Game 9 ~ Florida 56 Birmingham 40 ~ June 4, 2005

Germain Arena ~ Estero, Fla. ~ Attendance: 5,122

BHM 13 8 13 6 40

FLA 14 14 14 14 56

Box Score

	BIR	FLO
First Downs	18	15
Rushes-Yds (Net)	6-11	16-50
Passing Yds (Net)	255	223
Passes Att-Comp-Int	38-20-2	27-13-1
Total Offense Plys-Yds	45-266	43-273
Fumble Returns-Yards	0-0	1-0
Kickoff Returns-Yards	6-99	6-99
Interception Rtns-Yds	1-6	2-0
Fumbles-Lost	2-1	1-0
Penalties-Yards	7-55	9-57
Possession Time	27:05	32:55
3rd-Down Conversions	5 of 8	5 of 9
4th-Down Conversions	0 of 1	1 of 3
Red-Zone Conv.-Att.	3-5	2-2
Sacks By: No.-Yds	0-0	1-0

Individual Stats

Rushing:
 BHM - Linn 4-9; Paul 1-1; Bell 1-1.
 FLA - Gorrie 12-42; Levy 2-5; Wallace 2-3.
Passing:
 BHM - Linn 20-38-2-255.
 FLA - Wallace 13-27-1-223.
Receiving:
 BHM - Harris 12-169; Randle 3-47; Bell 3-24; Fulgham 1-10; Huntington 1-5.
 FLA - Benton 7-141; Snead 2-38; Lamb 2-31; Caraway 1-9; Burnside 1-4.

Interceptions:

BHM - Mainor 1-6.
 FLA - Lamb 1-0; Snell 1-0.

Fumbles:

BHM - Linn 2-1.
 FLA - Gorrie 1-0.

Game 10 ~ Louisville 69 Birmingham 61 ~ June 11, 2005

BJCC Arena ~ Birmingham, Ala. ~ Attendance: 5,027

LOU 20 14 14 21 69

BHM 13 7 14 27 61

Box Score

	LOU	BIR
First Downs	25	23
Rushes-Yds (Net)	9-23	7-23
Passing Yds (Net)	336	289
Passes Att-Comp-Int	35-29-3	33-18-3
Total Offense Plys-Yds	44-359	41-312
Fumble Returns-Yards	0-0	0-0
Kickoff Returns-Yards	5-76	8-112
Interception Rtns-Yds	3-9	3-2
Fumbles-Lost	0-0	1-1
Penalties-Yards	8-61	8-34
Possession Time	31:40	28:20
3rd-Down Conversions	2 of 4	1 of 5
4th-Down Conversions	1 of 2	2 of 3
Red-Zone Conv.-Att.	3-4	4-5
Sacks By: No.-Yds	1-1	0-0

Individual Stats

Rushing:
 LOU - Forney 5-20; Constant 1-3; Frost 3-0.
 BHM - Bell 4-21; Linn 1-2; Ramsey 1-0; Paul 1-0.
Passing:
 LOU - Sauk 29-35-3-336.
 BHM - Linn 18-33-3-290; Team 0-0-0-minus 1.
Receiving:
 LOU - Mager 13-160; Fryzel 10-111; Matthews 2-17; Manning 2-16; Larkin 1-21; Green 1-11.

BHM - Harris 9-135; Fulgham 3-61; Bell 3-20; Holmes 2-64; Randle 1-10.

Interceptions:

LOU - Loughran 1-9; Clark 1-0; Fryzel 1-0.

BHM - Ramsey 1-0; Williams 1-2; Holmes 1-0.

Fumbles:

LOU - None.

BHM - Harris 1-1.



Game 11 ~ Memphis 62 Birmingham 32 ~ June 18, 2005

Desoto Civic Center ~ Southhaven, Miss. ~ Attendance: 2,751

BHM 0 0 18 14 32

MEM 14 35 0 13 62

Box Score

	BIR	MEM
First Downs	12	12
Rushes-Yds (Net)	10-21	15-12
Passing Yds (Net)	204	171
Passes Att-Comp-Int	43-20-4	17-11-2
Total Offense Plys-Yds	57-225	33-183
Fumble Returns-Yards	0-0	0-0
Kickoff Returns-Yards	4-83	3-12
Interception Rtns-Yds	2-7	4-17
Fumbles-Lost	0-0	2-0
Penalties-Yards	6-48	4-21
Possession Time	35:22	23:31
3rd-Down Conversions	3 of 11	3 of 7
4th-Down Conversions	1 of 4	0 of 0
Red-Zone Conv.-Att.	2-3	3-4
Sacks By: No.-Yds	1-4	4-18

Individual Stats

Rushing:

BHM - Ramsey 1-8; Ricks 1-4; Smith 1-4; Moore 1-3; Linn 4-1; Harris 2-1.

MEM - Jones 6-8; Giddens 4-8; Epton 1-3; Franzer 4-minus 7.

Passing:

BHM - Linn 18-39-4-211; Ricks 2-4-0-11; Team 0-0-0-minus 18.

MEM - Franzer 4-9-2-57; Jones 7-8-0-118; Team 0-0-0-minus 4.

Receiving:

BHM - Harris 10-92; Randle 5-48; Fulgham 3-46; Harris 1-29; Holmes 1-7.

MEM - Battle 4-50; Prentiss 3-67; Quattlebaum 2-13; Giddens 1-33; Locklyn 1-12.

Interceptions:

BHM - Mainor 1-2; Randle 1-5.

MEM - Singfield 2-17; Giddens 1-0; Cunningham 1-0.

Fumbles:

BHM - None.

MEM - Franzer 2-0.

Game 12 ~ Green Bay 69 Birmingham 41 ~ June 24, 2005

Resch Center ~ Green Bay, Wi. ~ Attendance: 3,168

BHM 3 17 14 7 41

GBB 10 21 17 21 69

Box Score

	BIR	GBB
First Downs	15	16
Rushes-Yds (Net)	7-42	8-21
Passing Yds (Net)	250	237
Passes Att-Comp-Int	43-19-4	38-25-1
Total Offense Plys-Yds	53-292	46-258
Fumble Returns-Yards	0-0	0-0
Kickoff Returns-Yards	10-193	4-191
Interception Rtns-Yds	1-31	4-67
Fumbles-Lost	2-2	4-2
Penalties-Yards	8-30	6-40
Possession Time	29:37	30:24
3rd-Down Conversions	3 of 11	2 of 8
4th-Down Conversions	2 of 3	1 of 2
Red-Zone Conv.-Att.	2-3	6-8
Sacks By: No.-Yds	0-0	3-15

Individual Stats

Rushing:

BHM - Ricks 2-20; Linn 2-19; Ramsey 2-7; Harris 1-minus 4.

GBB - Huebner 5-13; Sanders 2-8; Taylor 1-0.

Passing:

BHM - Linn 14-29-3-222; Ricks 5-14-1-43; Team 0-0-0-minus 15.

GBB - Turman 24-37-1-233; Sanders 1-1-0-4.

Receiving:

BHM - Harris 7-53; Fulgham 6-65; Randle 3-92; Holmes 3-55.

GBB - Holmes 7-54; Harris 6-74; Huebner 3-41; Taylor 3-27; Livingston 3-17; Jackson 2-20; Aanderson 1-4.

Interceptions:

BHM - Williams 1-31.

GBB - Crocker 2-43; Eggleston 1-minus 1; Bowers 1-25.

Fumbles:

BHM - Randle 1-1; Harris 1-1.

GBB - Huebner 1-1; Taylor 1-0.



Game 13 ~ Macon 68 Birmingham 31 ~ July 9, 2005

BJCC Arena ~ Birmingham, Ala. ~ Attendance: 6,528

MAC 13 13 22 20 68

BHM 14 16 0 21 51

Box Score

	MAC	BIR
First Downs	22	24
Rushes-Yds (Net)	13-20	11-19
Passing Yds (Net)	291	277
Passes Att-Comp-Int	26-20-1	37-24-1
Total Offense Plys-Yds	39-311	51-296
Fumble Returns-Yards	0-0	0-0
Kickoff Returns-Yards	4-39	7-89
Interception Rtns-Yds	1-0	1-0
Fumbles-Lost	0-0	0-0
Penalties-Yards	7-36	12-63
Possession Time	30:46	29:14
3rd-Down Conversions	4 of 5	2 of 6
4th-Down Conversions	0 of 0	1 of 3
Red-Zone Conv.-Att	6-7	4-4
Sacks By: No.-Yds	3-24	0-0

Individual Stats

Rushing:

MAC - Lloyd 4-11; Myers 3-5; Johnson 3-4; Terry 1-1; Hayes 2-minus 1.

BHM - Jackson 5-10; Harris 1-3; Bell 1-3; Ricks 1-2; Ramsey 1-1; Linn 2-0.

Passing:

MAC - Hayes 20-26-1-291.

BHM - Linn 17-27-1-180; Ricks 7-10-0-121; Team 0-0-0-minus 24.

Receiving:

MAC - Johnson 8-124; Terry 4-81; Garman 3-36; Collins 3-31; Jackson 1-11; Myers 1-8.

BHM - Randle 7-111; Bell 6-100; Fulgham 6-52; Harris 3-30; Ajiodo 1-6; Hill 1-2.

Interceptions:

MAC - Jackson 1-0.

BHM - Mainor 1-0.

Fumbles:

MAC - None.

BHM - None.

Game 14 ~ Birmingham 23 S. Georgia 20 ~ July 16, 2005

Albany Civic Center ~ Albany, Ga. ~ Attendance: 6,283

BHM 3 14 6 0 23

SGA 7 0 0 13 20

Box Score

	BIR	SGW
First Downs	13	19
Rushes-Yds (Net)	12-65	7-9
Passing Yds (Net)	164	269
Passes Att-Comp-Int	22-10-3	50-28-3
Total Offense Plys-Yds	36-229	57-278
Fumble Returns-Yards	0-0	0-0
Kickoff Returns-Yards	0-0	1-17
Interception Rtns-Yds	3-33	3-21
Fumbles-Lost	1-1	2-2
Penalties-Yards	12-58	12-83
Possession Time	24:18	35:42
3rd-Down Conversions	3 of 7	4 of 10
4th-Down Conversions	0 of 0	3 of 4
Red-Zone Conv.-Att	0-1	1-5
Sacks By: No.-Yds	0-0	2-9

Individual Stats

Rushing:

BHM - Ricks 7-36; Jackson 2-17; Harris 2-10; Ramsey 1-2.

SGA - Pittman 3-11; Leroy 1-0; Terry 3-minus 2.

Passing:

BHM - Ricks 10-22-3-173; Team 0-0-0-minus 9.

SGA - Zbydniewski 28-50-3-269.

Receiving:

BHM - Harris 4-72; Harris 2-55; Fulgham 2-21; Hill 1-14; Randle 1-11.

SGA - Savage 8-133; Beard 7-29; Pittman 4-47; Cockfield 3-19; McKinney 2-11; Allen 2-2; Day 1-19; Williams 1-9.

Interceptions:

BHM - Hill 1-5; Mainor 1-28; Williams 1-0.

SGA - Langford 1-21; Davis 1-0; Pittman 1-0.

Fumbles:

BHM - Ramsey 1-1.

SGA - Pittman 1-1; Terry 1-1.



Game 15 ~ Arkansas 55 Birmingham 42 ~ July 23, 2005

BJCC Arena ~ Birmingham, Ala. ~ Attendance: 6,081

ARK	19	14	3	19	55
BHM	0	28	6	8	42

Box Scores

	ARK	BIR
First Downs	22	17
Rushes-Yds (Net)	9-29	12-19
Passing Yds (Net)	220	148
Passes Att-Comp-Int	32-23-2	28-16-0
Total Offense Plys-Yds	42-249	43-167
Fumble Returns-Yards	1-5	0-0
Kickoff Returns-Yards	3-56	8-130
Interception Rtns-Yds	0-0	2-57
Fumbles-Lost	0-0	3-2
Penalties-Yards	11-75	10-62
Possession Time	33:34	26:26
3rd-Down Conversions	2 of 4	2 of 7
4th-Down Conversions	1 of 1	1 of 2
Red-Zone Conv.-Att.	5-5	2-3
Sacks By: No.-Yds	3-16	1-2

Individual Stats

Rushing:

ARK - Small 3-11; Douzart 3-7; Feterik 2-7; Watson 1-4.

BHM - Jackson 3-8; Ricks 6-8; Harris 1-2; Ramsey 1-2; Harris 1-minus 1.

Passing:

ARK - Feterik 23-32-2-222; Team 0-0-0-minus 2.

BHM - Ricks 15-27-0-149; Harris 1-1-0-15; Team 0-0-0-minus 16.

Receiving:

ARK - Williams 9-80; Kilow 8-99; Reid 2-25; Bailey 2-11; McKay 2-7.

BHM - Randle 7-64; Harris 5-50; Fulgham 3-40; Smith 1-10.

Interceptions:

ARK - None.

BHM - Williams 1-20; Fulgham 1-37.

Fumbles:

ARK - None.

BHM - Ricks 2-2; Harris 1-0.

Game 16 ~ Florida 28 Birmingham 27 ~ July 30, 2005

BJCC Arena ~ Birmingham, Ala. ~ Attendance: 5,834

FLA	0	0	16	12	28
BHM	7	13	0	7	27

Box Score

	FLO	BIR
First Downs	14	12
Rushes-Yds (Net)	6-9	13-23
Passing Yds (Net)	168	118
Passes Att-Comp-Int	41-22-3	31-12-2
Total Offense Plys-Yds	47-177	46-141
Fumble Returns-Yards	0-0	1-18
Kickoff Returns-Yards	3-30	3-61
Interception Rtns-Yds	2-22	3-18
Fumbles-Lost	2-2	2-1
Penalties-Yards	7-78	7-45
Possession Time	28:46	31:14
3rd-Down Conversions	4 of 11	2 of 9
4th-Down Conversions	1 of 2	0 of 2
Red-Zone Conv.-Att.	3-4	2-4
Sacks By: No.-Yds	2-3	0-0

Individual Stats

Rushing:

FLA - Lamb 3-5; Morant 3-4.

BHM - Jackson 9-22; Ricks 4-1.

Passing:

FLA - Wallace 22-41-3-168.

BHM - Ricks 12-29-2-121; Balazik 0-2-0-0; Team 0-0-0-minus 3.

Receiving:

FLA - Lamb 11-78; Benton 6-36; Caraway 3-10; Burnside 2-44.

BHM - Fulgham 7-77; Randle 3-26; Hill 1-18; Jackson 1-0.

Interceptions:

FLA - Snell 1-16; Lamb 1-6.

BHM - WILLIAMS, Georg 2-3; MAINOR, Keon 1-15.

FUMBLES: Florida Firecats-CARAWAY, Michae 1-1. Birmingham Steeldogs-JACKSON, Kamau 1-1; TEAM 1-0.



2005 Statistics

Final Team Statistics

	BIR	OPP
SCORING	702	893
Points Per Game	43.9	55.8
FIRST DOWNS	283	283
Rushing	55	32
Passing	178	195
Penalty	50	56
RUSHING YARDAGE	466	259
Yards gained rushing	497	312
Yards lost rushing	31	53
Rushing Attempts	163	122
Average Per Rush	2.9	2.1
Average Per Game	29.1	16.2
TDs Rushing	36	24
PASSING YARDAGE	3546	3779
Att-Comp-Int	539-289-29	518-316-21
Average Per Pass	6.6	7.3
Average Per Catch	12.3	12.0
Average Per Game	221.6	236.2
TDs Passing	48	85
TOTAL OFFENSE	4012	4038
Total Plays	739	654
Average Per Play	5.4	6.2
Average Per Game	250.8	252.4
KICK RETURNS: #-YARDS	100-1748	79-1559
FG RETURNS: #-YARDS	5-95	10-171
INT RETURNS: #-YARDS	21-250	29-218
KICK RETURN AVERAGE	17.5	19.7
FG RETURN AVERAGE	19.0	17.1
INT RETURN AVERAGE	11.9	7.5
FUMBLES-LOST	28-22	21-13
PENALTIES-YARDS	134-851	148-999
Average Per Game	53.2	62.4
TIME OF POSSESSION/GAME	30:26	29:29
3RD-DOWN CONVERSIONS	46/115	44/100
3rd-Down Pct	40%	44%
4TH-DOWN CONVERSIONS	13/34	15/27
4th-Down Pct	38%	56%
SACKS BY-YARDS	14-42	37-173
MISC YARDS	48	77
TOUCHDOWNS SCORED	98	127
FIELD GOALS-ATTEMPTS	10-30	8-23
PAT-ATTEMPTS	64-84	97-122
2-pt PAT-ATTEMPTS	0-0	0-1
ATTENDANCE	45479	38612
Games/Avg Per Game	8/5685	8/4826

SCORE BY QUARTERS	1st	2nd	3rd	4th	Total
Birmingham Steeldogs	111	225	151	215	- 702
Opponents	210	268	174	241	- 893

Steeldogs Offensive Leaders

Rushing:

1. Thomas Ricks - 21 carries, 71 yards, 2 TD, 3.4 yds/rush
- Ray Nelson - 15 carries, 71 yards, 3 TD, 4.7 yds/rush
3. Kamau Jackson - 19 carries, 57 yards, 3 TD, 3.0 yds/rush
4. Partick Billings - 13 carries, 50 yards, 4 TD, 3.8 yds/rush
5. Tawfiq Ramsey - 14 carries, 38 yards, 4 TD, 2.7 yds/rush

Passing:

1. Roger Linn - 77.48 rating, 145-264-16, 27 TD, 1,857 yds
2. Ray Nelson - 77.30 rating, 63-115-5, 8 TD, 836 yds
3. Thomas Ricks - 59.39 rating, 51-106-6, 7 TD, 618 yds
4. Andrew Zow - 81.17 rating, 28-50-2, 4 TD, 349 yds

Receiving:

1. Detronn Harris - 100 catches, 1195 yds, 21 TD, 79.7 yd/gm
2. Dre Fulgham - 58 catches, 767 yds, 7 TD, 47.9 yds/gm
3. Milas Randle - 45 catches, 604 yds, 6 TD, 46.5 yds/gm
4. Herman Bell - 36 catches, 457 yds, 5 TD, 57.1 yds/gm
5. Devlon Holmes - 25 catches, 421 yards, 7 TD, 47.1 yds/gm

Scoring:

1. Detronn Harris - 27 TDs, 169 pts.
2. Alex Walls - 9 FGs, 45 XPs, 72 pts.
3. Herman Bell - 10 TDs, 60 pts.
4. Milas Randle - 9 TDs, 56 pts.
- Dre Fulgham - 9 TDs, 56 pts.

Steeldogs Special Teams Leaders

Missed Field Goal Returns:

1. Detronn Harris - 3 returns, 69 yards

Kickoff Returns:

1. Detronn Harris - 67 returns, 1235 yds, 4 TD, 18.4 yds/rtn
2. Terrance Harris - 14 returns, 275 yds, 0 TD, 19.6 yds/rtn
3. Herman Bell - 14 returns, 151 yds, 0 TD, 10.8 yds/rtn

Field Goals:

1. Alex Walls - 9 of 23 (39.1%), Long: 40, 2 Blk
2. Vinny Cirrincione - 1 of 7 (14.3%), Long: 36, 2 Blk

Point After Kicks:

1. Alex Walls - 45 of 55
2. Vinny Cirrincione - 18-28

Kickoffs:

1. Alex Walls - 79-3,778, 47.8 per kick, 17 TB, 10 OB
2. Vinny Cirrincione - 36-1,709, 47.5 per kick, 6 TB, 2 OB

All-Purpose Yards



2005 Statistics

1. Detronn Harris - 34 rush, 1,195 rec, 69 FGR, 1,235 KOR, 2533 total, 168.9 p/game
2. Dre Fulgham - 3 rush, 767 rec, 14 FGR, 14 KOR, 37 IR, 835 total, 52.2 p/game
3. Herman Bell - 36 rush, 457 rec, 151 KOR, 644 total, 80.5 p/game
4. Milas Randle - 604 rec, 5 IR, 609 total, 46.8 p/game
5. Devlon Holmes - 421 rec, 5 IR, 426 total, 47.3 p/game

DEFENSE	-----Tackles-----				-Sacks-		---Pass Def---		-Fumbles-		Blkd		
	GP	Solo	Ast	Total	TFL/Yds	No-Yds	Int-Yds	BrUp	QBH	Rcv-Yds	FF	Kick Saf	
22 WILLIAMS, Georg	12	47	12	53.0	4.0-11		7-106	4		1-16			
2 MAINOR, Keon	9	44	15	51.5	1.5-14		6-55	2					
5 HARRIS, Terranc	10	36	9	40.5			3		1-18				
11 RANDLE, Milas	13	28	23	39.5	0.5-2		1-5	3		2-7			
3 HILL, Eldrick	11	33	9	37.5		3-42	13		1-0				
99 JACKSON, Kamau	12	17	9	21.5	4.5-27	2.5-14		2		1-0	1		
44 RAMSEY, Tawfiq	13	15	5	17.5			1-0	2		1-0	1		
4 BELL, Herman	8	13	3	14.5	0.5-1			1					
7 FULGHAM, Dre	16	9	11	14.5			1-37	2		2-7			
98 LEWIS, James	13	10	5	12.5									
10 AJIODO, Emmanue	11	7	7	10.5	1.0-2			1					
14 COLE, Chris	3	8	4	10.0			2						
6 HOLMES, Devlon	9	4	11	9.5	1.0-2		2-5	1					
TM TEAM	14	9		9.0	2.0-2	3.0-2		2-0	4		1		
88 DANIEL, David	9	7	3	8.5	2.0-6			2		1	1		
85 MEREDITH, Dion	9	6	4	8.0	3.0-7	3.0-9		1				1	
90 WHITE, Deon	11	6	4	8.0	2.0-8	1.5-7			1-0	1	2		
91 SMITH, Taalib-d	8	6	3	7.5	1.0-1				1-0	1			
8 PAUL, Larry	8	4	5	6.5						1			
86 ROGERS, Kendric	5	4	4	6.0						1			
80 JONES, Rodney	4	4	4	6.0	1.0-1								
80 PAHULU, Alex	8	4	3	5.5	1.0-7	1.0-7							
1 HUNTINGTON, Lar	3	4	3	5.5	1.0-3			2					
48 BILLINGS, Patri	4	3	2	4.0	1.0-2					1			
9 HARRIS, Detronn	15	4		4.0									
22 ELLISON, Darius	2	2	2	3.0			1						
18 CLOUD, Derrick	3	2	2	3.0									
19 WALLS, Alex	11	2	1	2.5									
19 CIRRINCIONE, Vi	5	2		2.0									
12 RICKS, Thomas	6	2		2.0							1		
60 BLACK, Floyd	8		4	2.0			1						
14 LINN, Roger	8	2		2.0									
12 NELSON, Ray	5	1		1.0									
82 MALONE, James	1		2	1.0									
40 WILLIAMS, Darol	1		1	0.5									
Total.....	16	345	170	430.0	27-96	14-42	21-250	43		13-48	9	6	3
Opponents.....	16	350	285	492.5	45-187	37-173	29-218	76	7	22-77	19	5	4



2005 Game Superlatives INDIVIDUAL GAME HIGHS

Rushes: 9 JACKSON, Kamau vs Florida Firecats (Jul 30, 2005)
 Yds Rushing: 41 NELSON, Ray vs San Diego Riptide (Apr 9, 2005)
 TD Rushes: 3 BILLINGS, Patri vs San Diego Riptide (Apr 9, 2005)
 PAUL, Larry at Louisville Fire (Apr 30, 2005)
 RAMSEY, Tawfiq vs S. Georgia Wildcats (May 7, 2005)
 Long Rush: 22 NELSON, Ray vs San Diego Riptide (Apr 9, 2005)
 Pass Attempts: 39 LINN, Roger at Memphis Xplorers (Jun 18, 2005)
 Pass Comp: 21 LINN, Roger at Arkansas Twisters (May 21, 2005)
 Yards Passing: 291 NELSON, Ray at Louisville Fire (Apr 30, 2005)
 TD Passes: 6 LINN, Roger vs Louisville Fire (Jun 11, 2005)
 Long Pass: 49 LINN, Roger vs Louisville Fire (Jun 11, 2005)
 Receptions: 12 HARRIS, Detronn at Florida Firecats (Jun 4, 2005)
 Yards Rec: 169 HARRIS, Detronn at Florida Firecats (Jun 4, 2005)
 TD Rec: 4 HARRIS, Detronn vs Louisville Fire (Jun 11, 2005)
 Long Rec: 49 HOLMES, Devlon vs Louisville Fire (Jun 11, 2005)
 Field Goals: 3 WALLS, Alex at S. Georgia Wildcats (Jul 16, 2005)
 Long FG: 40 WALLS, Alex at S. Georgia Wildcats (Jul 16, 2005)
 Long MFG Rtn: 38 HARRIS, Detronn at GBB (Jun 24, 2005)
 Long KO Rtn: 56 HARRIS, Detronn at Arkansas (May 21, 2005)
 Tackles: 10.5 MAINOR, Keon vs Louisville Fire (Jun 11, 2005)
 Sacks: 2.0 TEAM vs Green Bay Blizzard (May 28, 2005)
 TFL: 1.5 WILLIAMS, Georg vs S. Georgia Wildcats (May 7, 2005)
 INT: 2 WILLIAMS, Georg vs Florida Firecats (Jul 30, 2005)

BIRMINGHAM TEAM GAME SUPERLATIVES

Rushes: 15 at Louisville Fire (Apr 30, 2005)
 Yards Rushing: 71 vs San Diego Riptide (Apr 9, 2005)
 Yards Per Rush: 6.5 vs San Diego Riptide (Apr 9, 2005)
 TD Rushes: 5 at Louisville Fire (Apr 30, 2005)
 Pass attempts: 48 vs Memphis Xplorers (Apr 23, 2005)
 Pass completions: 25 at Macon Knights (Apr 14, 2005)
 Yards Passing: 321 at Macon Knights (Apr 14, 2005)
 Yards Per Pass: 8.8 vs Louisville Fire (Jun 11, 2005)
 TD Passes: 6 vs Louisville Fire (Jun 11, 2005)
 Total Plays: 55 at Macon Knights (Apr 14, 2005)
 vs Memphis Xplorers (Apr 23, 2005)
 Total Offense: 372 at Macon Knights (Apr 14, 2005)
 Yards Per Play: 7.8 vs Louisville Fire (Jun 11, 2005)
 Points: 61 vs Louisville Fire (Jun 11, 2005)
 Sacks By: 4 vs Green Bay Blizzard (May 28, 2005)
 First Downs: 25 at Macon Knights (Apr 14, 2005)
 Penalties: 12 vs Macon Knights (Jul 9, 2005)
 at S. Georgia Wildcats (Jul 16, 2005)
 Penalty Yards: 71 at Louisville Fire (Apr 30, 2005)
 Turnovers: 6 at Green Bay Blizzard (Jun 24, 2005)
 Interceptions By: 3 vs Louisville Fire (Jun 11, 2005)
 at S. Georgia Wildcats (Jul 16, 2005)
 vs Florida Firecats (Jul 30, 2005)

OPPONENT INDIVIDUAL GAME HIGHS

Rushes: 12 GORRIE, Steve, at Florida Firecats (Jun 4, 2005)

Yards Rushing: 42 GORRIE, Steve, at Florida Firecats (Jun 4, 2005)
 TD Rushes: 2 MACREA, Jeff, vs San Diego Riptide (Apr 9, 2005)
 JONES, Brian, vs Memphis Xplorers (Apr 23, 2005)
 JONES, Brian, at Memphis Xplorers (Jun 18, 2005)
 DOUZART, Bryan, vs Arkansas Twisters (Jul 23, 2005)
 Long Rush: 28 JONES, Brian, vs Memphis Xplorers (Apr 23, 2005)
 Pass att: 50 ZBYDNIIEWSKI, Br, at S. Ga Wildcats (Jul 16, 2005)
 Pass completions: 29 SAUK, Matt, vs Louisville Fire (Jun 11, 2005)
 Yards Passing: 336 SAUK, Matt, vs Louisville Fire (Jun 11, 2005)
 TD Passes: 9 CLAUNCH, Kane, at SD Riptide (May 14, 2005)
 SAUK, Matt, vs Louisville Fire (Jun 11, 2005)
 Long Pass: 48 SAUK, Matt, at Louisville Fire (Apr 30, 2005)
 Receptions: 13 MAGER, Rob, vs Louisville Fire (Jun 11, 2005)
 Yards Rec: 216 JOHNSON, Chris, at Macon Knights (Apr 14, 2005)
 TD Rec: 5 BURSTEIN, Matt, vs S. Georgia Wildcats (May 7, 2005)
 TAYLOR, Nian, at San Diego Riptide (May 14, 2005)
 BENTON, Magic, at Florida Firecats (Jun 4, 2005)
 MAGER, Rob, vs Louisville Fire (Jun 11, 2005)
 Long Reception: 48 MAGER, Rob, at Louisville Fire (Apr 30, 2005)
 Field Goals: 3 NAEHU, Kimo, vs San Diego Riptide (Apr 9, 2005)
 Long FG: 42 NAEHU, Kimo, vs San Diego Riptide (Apr 9, 2005)
 Lg MFG Rtn: 48 WASHINGTON, Des, vs Fla Firecats (Jul 30, 2005)
 Long KO Rtn: 58 KILOW, Robert, at Ark Twisters (May 21, 2005)
 HOLMES, Brent, at Green Bay Blizzard (Jun 24, 2005)
 Tackles: 9.5 LANEY, Hosea, vs Macon Knights (Jul 9, 2005)
 Sacks: 3.0 SMITH, Khreem, vs Memphis Xplorers (Apr 23, 2005)
 TFLs: 3.0 SMITH, Khreem, vs Memphis Xplorers (Apr 23, 2005)
 INTs: 2 SINGFIELD, Dahn, vs Memphis Xplorers (Apr 23, 2005)
 SINGFIELD, Dahn, at Memphis Xplorers (Jun 18, 2005)
 CROCKER, David, at Green Bay Blizzard (Jun 24, 2005)

OPPONENT TEAM GAME HIGHS

Rushes: 16 at Florida Firecats (Jun 4, 2005)
 Yards Rushing: 50 at Florida Firecats (Jun 4, 2005)
 Yards Per Rush.: 9.0 vs Memphis Xplorers (Apr 23, 2005)
 TD Rushes: 4 vs San Diego Riptide (Apr 9, 2005)
 vs Macon Knights (Jul 9, 2005)
 Pass attempts: 50 at S. Georgia Wildcats (Jul 16, 2005)
 Pass completions: 29 vs Louisville Fire (Jun 11, 2005)
 Yards Passing: 336 vs Louisville Fire (Jun 11, 2005)
 Yards Per Pass: 11.9 at Macon Knights (Apr 14, 2005)
 TD Passes: 9 at San Diego Riptide (May 14, 2005)
 vs Louisville Fire (Jun 11, 2005)
 Total Plays: 57 at S. Georgia Wildcats (Jul 16, 2005)
 Total Offense: 359 vs Louisville Fire (Jun 11, 2005)
 Yards Per Play: 9.4 at Macon Knights (Apr 14, 2005)
 Points: 77 at San Diego Riptide (May 14, 2005)
 Sacks By: 5 vs Memphis Xplorers (Apr 23, 2005)
 First Downs: 25 vs Louisville Fire (Jun 11, 2005)
 Penalties: 13 at Louisville Fire (Apr 30, 2005)
 Penalty Yards: 133 at Arkansas Twisters (May 21, 2005)
 Turnovers: 5 at S. Georgia Wildcats (Jul 16, 2005)
 vs Florida Firecats (Jul 30, 2005)
 Interceptions By: 4 at Memphis Xplorers (Jun 18, 2005)
 at Green Bay Blizzard (Jun 24, 2005)

Steeldogs Football 2006



TOTAL OFFENSE

	Team	G	Rush	Pass	Plays	Total	Yds/G
WOOD, Juston	CEN	16	158	4361	631	4519	282.4
SAUK, Matt	LOU	16	-18	4489	618	4471	279.4
BRYANT, D	ALB	16	184	4230	670	4414	275.9
CLEMONS, Sam	QCS	16	155	4104	651	4259	266.2
STRICKLAND, Cra	OKC	16	10	4244	568	4254	265.9
EATON, Jake	MAN	16	52	4066	569	4118	257.4
HAYES, Lionel	MAC	16	29	3958	556	3987	249.2
REESE, Julian	AMR	16	223	3525	531	3748	234.2
KELLETT, Josh	RGV	15	54	3627	576	3681	245.4
TURMAN, Johnny	GBB	16	16	3599	553	3615	225.9
JONES, Brian	MEM	15	229	3384	463	3613	240.9
BLANKENSHIP, Jo	TUL	16	37	3554	517	3591	224.4

TOT. OFF. PLAYS

	Team	G	Rush	Pass	Plays	Total	Yds/G
BRYANT, D	ALB	16	184	4230	670	4414	275.9
CLEMONS, Sam	QCS	16	155	4104	651	4259	266.2
WOOD, Juston	CEN	16	158	4361	631	4519	282.4
SAUK, Matt	LOU	16	-18	4489	618	4471	279.4
KELLETT, Josh	RGV	15	54	3627	576	3681	245.4
EATON, Jake	MAN	16	52	4066	569	4118	257.4
STRICKLAND, Cra	OKC	16	10	4244	568	4254	265.9
HAYES, Lionel	MAC	16	29	3958	556	3987	249.2
TURMAN, Johnny	GBB	16	16	3599	553	3615	225.9
WALLACE, Chris	FLO	16	21	3501	550	3522	220.1
REESE, Julian	AMR	16	223	3525	531	3748	234.2
BLANKENSHIP, Jo	TUL	16	37	3554	517	3591	224.4

TOT. OFF. TDS

	Team	G	Rush	Pass	Total
WOOD, Juston	CEN	16	12	89	101
SAUK, Matt	LOU	16	0	99	99
EATON, Jake	MAN	16	9	88	97
BRYANT, D	ALB	16	14	81	95
BLANKENSHIP, Jo	TUL	16	5	89	94
REESE, Julian	AMR	16	28	65	93
JONES, Brian	MEM	15	23	69	92
STRICKLAND, Cra	OKC	16	2	87	89
CLEMONS, Sam	QCS	16	13	73	86
WALLACE, Chris	FLO	16	3	80	83
HAYES, Lionel	MAC	16	8	70	78
TURMAN, Johnny	GBB	16	7	71	78

SCORING

	Team	G	TD	XPT	FG	Pts
MORGAN, Donovan	TUL	15	57	4	0	346
MCKELVEY, J.J.	MAN	16	48	10	0	298
WILLIAMS, Georg	CEN	15	43	8	0	266
PRENTISS, Kevin	MEM	16	44	0	0	264
MAGER, Rob	LOU	13	39	2	0	236
JACKSON, Jarrai	OKC	15	37	0	0	222
MCCOLLISTER, Ch	AMR	14	37	0	0	222
BURNS, Travis	QCS	16	36	0	0	216
POPE, Jeremiah	ALB	13	34	4	0	208
GONZALEZ, Steve	SDG	13	34	2	0	206
FORGIONE, Rocco	WBS	16	33	2	0	200
FLOYD, Marquis	RGV	16	33	0	0	198
JOHNSON, Chris	MAC	14	32	6	0	198

SCORING (KICK)

	Team	G	PATs	2PAT	FGs	4FG	Pts
JUUL-NIELSEN, H	GBB	16	95-111	0-1	11-31	0-0	128
HAZELWOOD, Bria	BOS	16	72-90	10-14	14-42	0-0	124
HOULE, Eric	RGV	16	72-84	0-0	17-43	0-0	123
GOCKMAN, John	CEN	16	84-101	0-0	12-21	0-0	120
KIGHT, Danny	LOU	15	92-113	0-0	9-20	0-0	119
GATTO, Nick	QCS	16	86-103	0-0	6-27	0-0	104
DAVIS, David	WBS	16	75-98	0-0	9-27	0-0	102
NAEHU, Kimo	SDG	16	71-92	0-1	8-23	0-0	95
BURNETT, Dan	BKF	16	71-85	0-0	6-31	0-0	89
KORNBLUE, Brand	FLO	16	73-93	0-0	3-22	0-0	82
AZAR, Steven	MEM	11	57-72	0-0	8-16	0-0	81
CARLTON, David.	TUL	10	68-77	0-0	2-8	0-0	74
WALLS, Alex	BIR	11	45-55	0-0	9-23	0-0	72
VIRGLILIO, Wes	SGW	14	61-81	0-0	2-15	0-0	67
HERSHEY, Jeremy	AMR	11	64-90	0-0	1-8	0-0	67

TOT. OFF. AVG/P

	Team	G	Rush	Pass	Plays	Total	Yds/P
JONES, Brian	MEM	15	229	3384	463	3613	7.8
CLAUNCH, Kane	SDG	11	18	2684	356	2702	7.6
STRICKLAND, Cra	OKC	16	10	4244	568	4254	7.5
NEIST, Alex	TUL	6	13	139	21	152	7.2
EATON, Jake	MAN	16	52	4066	569	4118	7.2
SAUK, Matt	LOU	16	-18	4489	618	4471	7.2
HAYES, Lionel	MAC	16	29	3958	556	3987	7.2
WOOD, Juston	CEN	16	158	4361	631	4519	7.2
REESE, Julian	AMR	16	223	3525	531	3748	7.1
NELSON, Ray	BIR	5	71	836	130	907	7.0
ROWLEY, Kyle	WBS	12	15	2193	317	2208	7.0
BLANKENSHIP, Jo	TUL	16	37	3554	517	3591	6.9

TOT. OFF. YARDS

	Team	G	Rush	Pass	Plays	Total	Yds/G
WOOD, Juston	CEN	16	158	4361	631	4519	282.4
SAUK, Matt	LOU	16	-18	4489	618	4471	279.4
BRYANT, D	ALB	16	184	4230	670	4414	275.9
CLEMONS, Sam	QCS	16	155	4104	651	4259	266.2
STRICKLAND, Cra	OKC	16	10	4244	568	4254	265.9
EATON, Jake	MAN	16	52	4066	569	4118	257.4
HAYES, Lionel	MAC	16	29	3958	556	3987	249.2
REESE, Julian	AMR	16	223	3525	531	3748	234.2
KELLETT, Josh	RGV	15	54	3627	576	3681	245.4
TURMAN, Johnny	GBB	16	16	3599	553	3615	225.9
JONES, Brian	MEM	15	229	3384	463	3613	240.9
BLANKENSHIP, Jo	TUL	16	37	3554	517	3591	224.4
WALLACE, Chris	FLO	16	21	3501	550	3522	220.1
THOMAS, Jason	BKF	14	316	2513	430	2829	202.1
CLAUNCH, Kane	SDG	11	18	2684	356	2702	245.6

ALL PURPOSE

	Team	G	Rush	Rcv	FGR	KR	Yds	Avg/G
JACKSON, Jarrai	OKC	15	0	1636	136	1393	3165	211.0
PRENTISS, Kevin	MEM	16	0	1627	58	1419	3104	194.0
BURNS, Travis	QCS	16	60	1220	75	1656	3011	188.2
GONZALEZ, Steve	SDG	13	-3	1033	96	1666	2792	214.8
HARRIS, Detronn	BIR	15	34	1195	69	1235	2533	168.9
MORGAN, Donovan	TUL	15	0	1687	123	686	2496	166.4
WILLIAMS, Georg	CEN	15	6	1633	73	542	2289	152.6
PERRY, Jamaal	MAN	16	0	1004	85	1058	2147	134.2
KILOW, Robert	ARK	16	0	1088	81	898	2085	130.3
THOMAS, J.R.	WBS	11	0	884	46	1008	1938	176.2
MCCOLLISTER, Ch	AMR	14	48	1866	0	9	1923	137.4
MUNSON, Nathan	BKF	16	20	677	63	1110	1884	117.8
COUNTER, Dwight	RGV	13	0	1014	81	756	1851	142.4
PERKINS, Reggie	BOS	13	-1	1069	49	691	1831	140.8
HOLMES, Brent..	GBB	13	0	857	173	767	1805	138.8

SCORING (TDs)

	Team	G	TD	Rush	Pass	Ret	PAT	Pts
MORGAN, Donovan	TUL	15	57	0	54	3	2	346
MCKELVEY, J.J.	MAN	16	48	3	44	1	5	298
WILLIAMS, Georg	CEN	15	43	3	39	1	4	266
PRENTISS, Kevin	MEM	16	44	0	40	4	0	264
MAGER, Rob	LOU	13	39	0	39	0	1	236
JACKSON, Jarrai	OKC	15	37	0	33	4	0	222
MCCOLLISTER, Ch	AMR	14	37	1	36	0	0	222
BURNS, Travis	QCS	16	36	10	21	5	0	216
POPE, Jeremiah	ALB	13	34	1	32	1	2	208
GONZALEZ, Steve	SDG	13	34	0	28	6	1	206
FORGIONE, Rocco	WBS	16	33	0	32	1	1	200
JOHNSON, Chris	MAC	14	32	0	31	1	3	198
FLOYD, Marquis	RGV	16	33	4	29	0	0	198
BENTON, Magic	FLO	16	32	0	32	0	1	194
REESE, Julian	AMR	16	28	28	0	0	1	170

RUSHING

	Team	G	Att	Yds	Avg	TD	Yds/G
GORRIE, Steve	FLO	12	81	345	4.3	8	28.8
THOMAS, Jason	BKF	14	65	316	4.9	14	22.6
ROBINSON, Chris	RGV	16	57	236	4.1	11	14.8
JONES, Brian	MEM	15	75	229	3.1	23	15.3
REESE, Julian	AMR	16	86	223	2.6	28	13.9
KIMENER, Mark	MAN	15	72	198	2.8	5	13.2
BRYANT, D	ALB	16	68	184	2.7	14	11.5

Steeldogs Football 2006



WALLS, Alex
DAVIS, David
AZAR, Steven
NAEHU, Kimo
GATTO, Nick
BURNETT, Dan
POHLMAN, Dylan
HOLMES, Brian
KORNBLUE, Brand
CIRRINCIONE, Vi

BIR	11	9-23	39.1	0-0	0.0
WBS	16	9-27	33.3	0-0	0.0
MEM	11	8-16	50.0	0-0	0.0
SDG	16	8-23	34.8	0-0	0.0
QCS	16	6-27	22.2	0-0	0.0
BKF	16	6-31	19.4	0-0	0.0
ARK	8	5-13	38.5	0-0	0.0
MAC	8	3-12	25.0	0-0	0.0
FLO	16	3-22	13.6	0-0	0.0
ALB	9	2-6	33.3	0-0	0.0

KORNBLUE, Brand
NAEHU, Kimo
HAZELWOOD, Bria
HERSHEY, Jeremy
BURNETT, Dan
HOULE, Eric
VIRGILIO, Wes
CARLTON, David

FLO	16	73	93	78.5
SDG	16	71	92	77.2
BOS	16	72	90	80.0
AMR	11	64	90	71.1
BKF	16	71	85	83.5
RGV	16	72	84	85.7
SGW	14	61	81	75.3
TUL	10	68	77	88.3

FLD GOAL PCT

WILSON, Wesley
HOULE, Eric
WALLS, Alex
HAZELWOOD, Bria

Team	G	FG	FGA	Long	Pct.
MAC	3	4	7	38	57.1
RGV	16	17	43	50	39.5
BIR	11	9	23	40	39.1
BOS	16	14	42	51	33.3

FLD GOAL ATT.

HOULE, Eric
HAZELWOOD, Bria
JUUL-NIELSEN, H
BURNETT, Dan
DAVIS, David
GATTO, Nick
WALLS, Alex
NAEHU, Kimo
KORNBLUE, Brand
GOCKMAN, John
KIGHT, Danny
AZAR, Steven
VIRGILIO, Wes
POHLMAN, Dylan
BALL, Jason

Team	G	FG	FGA	Long	Pct.
RGV	16	17	43	50	39.5
BOS	16	14	42	51	33.3
GBB	16	11	31	36	35.5
BKF	16	6	31	49	19.4
WBS	16	9	27	35	33.3
QCS	16	6	27	45	22.2
BIR	11	9	23	40	39.1
SDG	16	8	23	42	34.8
FLO	16	3	22	25	13.6
CEN	16	12	21	54	57.1
LOU	15	9	20	61	45.0
MEM	11	8	16	40	50.0
SGW	14	2	15	46	13.3
ARK	8	5	13	42	38.5
OKC	7	5	12	47	41.7

FLD GOALS MADE

HOULE, Eric
HAZELWOOD, Bria
GOCKMAN, John
JUUL-NIELSEN, H
KIGHT, Danny
WALLS, Alex
DAVIS, David
AZAR, Steven
NAEHU, Kimo
GATTO, Nick
BURNETT, Dan
BALL, Jason
POHLMAN, Dylan
WILSON, Wesley
HAGLUND, A.J.

Team	G	FG	FGA	Long	Pct.
RGV	16	17	43	50	39.5
BOS	16	14	42	51	33.3
CEN	16	12	21	54	57.1
GBB	16	11	31	36	35.5
LOU	15	9	20	61	45.0
BIR	11	9	23	40	39.1
WBS	16	9	27	35	33.3
MEM	11	8	16	40	50.0
SDG	16	8	23	42	34.8
QCS	16	6	27	45	22.2
BKF	16	6	31	49	19.4
OKC	7	5	12	47	41.7
ARK	8	5	13	42	38.5
MAC	3	4	7	38	57.1
OKC	5	4	7	28	57.1

PAT KICKING PCT

CARLTON, David
NANCE, Coy
HOULE, Eric
JUUL-NIELSEN, H
BURNETT, Dan
GATTO, Nick
HAYES, Nick
GOCKMAN, John
HAGLUND, A.J.
BALL, Jason
WALLS, Alex
KIGHT, Danny
HAZELWOOD, Bria
AZAR, Steven
KORNBLUE, Brand

Team	G	Made	Att	Pct.
TUL	10	68	77	88.3
ARK	7	29	33	87.9
RGV	16	72	84	85.7
GBB	16	95	111	85.6
BKF	16	71	85	83.5
QCS	16	86	103	83.5
MEM	4	25	30	83.3
CEN	16	84	101	83.2
OKC	5	34	41	82.9
OKC	7	38	46	82.6
BIR	11	45	55	81.8
LOU	15	92	113	81.4
BOS	16	72	90	80.0
MEM	11	57	72	79.2
FLO	16	73	93	78.5

PAT KICK ATT.

KIGHT, Danny
JUUL-NIELSEN, H
GATTO, Nick
GOCKMAN, John
DAVIS, David

Team	G	Made	Att	Pct.
LOU	15	92	113	81.4
GBB	16	95	111	85.6
QCS	16	86	103	83.5
CEN	16	84	101	83.2
WBS	16	75	98	76.5

PATS KICKS MADE

JUUL-NIELSEN, H
KIGHT, Danny
GATTO, Nick
GOCKMAN, John
DAVIS, David
KORNBLUE, Brand
HOULE, Eric
HAZELWOOD, Bria
BURNETT, Dan
NAEHU, Kimo
CARLTON, David
HERSHEY, Jeremy
VIRGILIO, Wes

Team	G	Made	Att	Pct.
GBB	16	95	111	85.6
LOU	15	92	113	81.4
QCS	16	86	103	83.5
CEN	16	84	101	83.2
WBS	16	75	98	76.5
FLO	16	73	93	78.5
RGV	16	72	84	85.7
BOS	16	72	90	80.0
BKF	16	71	85	83.5
SDG	16	71	92	77.2
TUL	10	68	77	88.3
AMR	11	64	90	71.1
SGW	14	61	81	75.3

MFG RETURNS

PERRY, Jamaal
JACKSON, Matt
HOLMES, Brent
WALKER, Kendric
JACKSON, Jarrai
PRENTISS, Kevin
MORGAN, Donovan
PERKINS, Reggie
COUNTER, Dwight
BURNS, Travis
ALFORD, Ted
GONZALEZ, Steve
KILOW, Robert

Team	G	Ret	Yds	TD	Avg
MAN	16	8	85	0	10.6
MAC	16	7	188	1	26.9
GBB	13	7	173	0	24.7
AMR	16	7	152	2	21.7
OKC	15	6	136	0	22.7
MEM	16	6	58	0	9.7
TUL	15	5	123	1	24.6
BOS	13	5	49	0	9.8
RGV	13	4	81	1	20.2
QCS	16	4	75	0	18.8
ARK	13	4	55	0	13.8
SDG	13	3	96	0	32.0
ARK	16	3	81	0	27.0

MFG RETURN YDS

JACKSON, Matt
HOLMES, Brent
WALKER, Kendric
JACKSON, Jarrai
MORGAN, Donovan
GONZALEZ, Steve
PERRY, Jamaal
KILOW, Robert
COUNTER, Dwight
LEE, Kendrick
BURNS, Travis
WILLIAMS, Georg

Team	G	Ret	Yds	TD	Avg
MAC	16	7	188	1	26.9
GBB	13	7	173	0	24.7
AMR	16	7	152	2	21.7
OKC	15	6	136	0	22.7
TUL	15	5	123	1	24.6
SDG	13	3	96	0	32.0
MAN	16	8	85	0	10.6
ARK	16	3	81	0	27.0
RGV	13	4	81	1	20.2
MAC	11	3	80	0	26.7
QCS	16	4	75	0	18.8
CEN	15	3	73	0	24.3

MFG RETURN TDS

WALKER, Kendric
JACKSON, Matt
MORGAN, Donovan
COUNTER, Dwight
WASHINGTON, Des
HOLMES, Brent
JACKSON, Jarrai
GONZALEZ, Steve
PERRY, Jamaal
KILOW, Robert
LEE, Kendrick
BURNS, Travis

Team	G	Ret	Yds	TD	Avg
AMR	16	7	152	2	21.7
MAC	16	7	188	1	26.9
TUL	15	5	123	1	24.6
RGV	13	4	81	1	20.2
FLO	12	3	58	1	19.3
GBB	13	7	173	0	24.7
OKC	15	6	136	0	22.7
SDG	13	3	96	0	32.0
MAN	16	8	85	0	10.6
ARK	16	3	81	0	27.0
MAC	11	3	80	0	26.7
QCS	16	4	75	0	18.8

INTERCEPTIONS

SINGFIELD, Dahn
WALLACE, Alex
BOWERS, Ryan
FLOYD, Marquis
JACKSON, Matt
FORBES, Matt

Team	G	Int	Yds	TD	Int/G
MEM	16	12	155	1	0.75
BKF	16	11	83	0	0.69
GBB	16	10	94	2	0.62
RGV	16	9	145	0	0.56
MAC	16	9	53	0	0.56
QCS	16	9	233	4	0.56

Steeldogs Football 2006



ROBINSON, Joshu	CEN	16	8	102	2	0.50
WILLIAMS, Georg	BIR	12	7	106	1	0.58
SMITH, Ryan	SDG	16	7	25	0	0.44
CUNNINGHAM, Sco	MEM	16	6	5	0	0.38
LANEY, Hosea	MAC	16	6	44	2	0.38
MAINOR, Keon	BIR	9	6	55	0	0.67
MASON, Norman	RGV	9	6	39	0	0.67
DAVIS, Charles	AMR	15	5	39	0	0.33
SEBASTIEN, Alli	MAN	15	5	62	1	0.33

INTERCEPTIONS

	Team	G	Int	Yds	TD
SINGFIELD, Dahn	MEM	16	12	155	1
WALLACE, Alex	BKF	16	11	83	0
BOWERS, Ryan	GBB	16	10	94	2
FORBES, Matt	QCS	16	9	233	4
FLOYD, Marquis	RGV	16	9	145	0
JACKSON, Matt	MAC	16	9	53	0
ROBINSON, Joshu	CEN	16	8	102	2
WILLIAMS, Georg	BIR	12	7	106	1
SMITH, Ryan	SDG	16	7	25	0
MAINOR, Keon	BIR	9	6	55	0
LANEY, Hosea	MAC	16	6	44	2
MASON, Norman	RGV	9	6	39	0
CUNNINGHAM, Sco	MEM	16	6	5	0
COLEMAN, Travis	ALB	16	5	87	2
SEBASTIEN, Alli	MAN	15	5	62	1

KICK RETURN AVG

	Team	G	Ret	Yds	TD	Avg
PRENTISS, Kevin	MEM	16	54	1419	4	26.3
JACKSON, Jarrai	OKC	15	55	1393	4	25.3
SMITH, Bo	BOS	9	36	884	4	24.6
HOLMES, Brent	GBB	13	32	767	3	24.0
GONZALEZ, Steve	SDG	13	70	1666	6	23.8
KILOW, Robert	ARK	16	38	898	3	23.6
GASTON, Jimmy	AMR	16	18	423	0	23.5
HIGGINS, Jeff	ALB	16	41	960	2	23.4
BURNS, Travis	QCS	16	71	1656	5	23.3
JONES, LaMonte	CEN	12	15	344	0	22.9
THOMAS, J.R.	WBS	11	44	1008	0	22.9
WALKER, Kendric	AMR	16	45	1010	5	22.4
BARRE, B.J.	OKC	15	20	448	0	22.4
TAYLOR, Lance	GBB	16	18	396	1	22.0
MUNSON, Nathan	BKF	16	51	1110	0	21.8

KICK RETURNS

	Team	G	Ret	Yds	TD	Avg
BURNS, Travis	QCS	16	71	1656	5	23.3
GONZALEZ, Steve	SDG	13	70	1666	6	23.8
HARRIS, Detronn	BIR	15	67	1235	4	18.4
JACKSON, Jarrai	OKC	15	55	1393	4	25.3
PRENTISS, Kevin	MEM	16	54	1419	4	26.3
PERRY, Jamaal	MAN	16	53	1058	3	20.0
MUNSON, Nathan	BKF	16	51	1110	0	21.8
JACKSON, Matt	MAC	16	48	1026	4	21.4
CLARK, Aleric	TUL	16	47	1006	2	21.4
WALKER, Kendric	AMR	16	45	1010	5	22.4
THOMAS, J.R.	WBS	11	44	1008	0	22.9
HIGGINS, Jeff	ALB	16	41	960	2	23.4
KILOW, Robert	ARK	16	38	898	3	23.6
LAMB, Cainon	FLO	10	37	712	0	19.2
SMITH, Bo	BOS	9	36	884	4	24.6

KICK RETURN YDS

	Team	G	Ret	Yds	TD	Avg
GONZALEZ, Steve	SDG	13	70	1666	6	23.8
BURNS, Travis	QCS	16	71	1656	5	23.3
PRENTISS, Kevin	MEM	16	54	1419	4	26.3
JACKSON, Jarrai	OKC	15	55	1393	4	25.3
HARRIS, Detronn	BIR	15	67	1235	4	18.4
MUNSON, Nathan	BKF	16	51	1110	0	21.8
PERRY, Jamaal	MAN	16	53	1058	3	20.0
JACKSON, Matt	MAC	16	48	1026	4	21.4
WALKER, Kendric	AMR	16	45	1010	5	22.4
THOMAS, J.R.	WBS	11	44	1008	0	22.9
CLARK, Aleric	TUL	16	47	1006	2	21.4
HIGGINS, Jeff	ALB	16	41	960	2	23.4

KILOW, Robert	ARK	16	38	898	3	23.6
SMITH, Bo	BOS	9	36	884	4	24.6
HOLMES, Brent	GBB	13	32	767	3	24.0

INT. RETURN YDS

	Team	G	Int	Yds	TD
FORBES, Matt	QCS	16	9	233	4
SINGFIELD, Dahn	MEM	16	12	155	1
FLOYD, Marquis	RGV	16	9	145	0
WILLIAMS, Georg	BIR	12	7	106	1
ROBINSON, Joshu	CEN	16	8	102	2
BOWERS, Ryan	GBB	16	10	94	2
FINLEY, DeRonn	CEN	16	4	89	1
QUATTLEBAUM, Te	MEM	13	2	89	2
COLEMAN, Travis	ALB	16	5	87	2
WALLACE, Alex	BKF	16	11	83	0
CROCKER, David	GBB	13	4	71	0
LANGFORD, Draku	SGW	6	3	69	0
DAVIS, Nick	TUL	14	4	68	1
SEBASTIEN, Alli	MAN	15	5	62	1

KICK RETURN TDS

	Team	G	Ret	Yds	TD	Avg
GONZALEZ, Steve	SDG	13	70	1666	6	23.8
BURNS, Travis	QCS	16	71	1656	5	23.3
WALKER, Kendric	AMR	16	45	1010	5	22.4
PRENTISS, Kevin	MEM	16	54	1419	4	26.3
JACKSON, Jarrai	OKC	15	55	1393	4	25.3
HARRIS, Detronn	BIR	15	67	1235	4	18.4
JACKSON, Matt	MAC	16	48	1026	4	21.4
SMITH, Bo	BOS	9	36	884	4	24.6
PERRY, Jamaal	MAN	16	53	1058	3	20.0
KILOW, Robert	ARK	16	38	898	3	23.6
HOLMES, Brent	GBB	13	32	767	3	24.0
PERKINS, Reggie	BOS	13	35	691	3	19.7
CLARK, Aleric	TUL	16	47	1006	2	21.4
HIGGINS, Jeff	ALB	16	41	960	2	23.4
MORGAN, Donovan	TUL	15	35	686	2	19.6

INT. RETURN TDS

	Team	G	Int	Yds	TD
FORBES, Matt	QCS	16	9	233	4
ROBINSON, Joshu	CEN	16	8	102	2
BOWERS, Ryan	GBB	16	10	94	2
QUATTLEBAUM, Te	MEM	13	2	89	2
COLEMAN, Travis	ALB	16	5	87	2
LANEY, Hosea	MAC	16	6	44	2
GARTH, Robert	GBB	13	2	41	2
SINGFIELD, Dahn	MEM	16	12	155	1
WILLIAMS, Georg	BIR	12	7	106	1
FINLEY, DeRonn	CEN	16	4	89	1
DAVIS, Nick	TUL	14	4	68	1
SEBASTIEN, Alli	MAN	15	5	62	1
BARRE, B.J.	OKC	15	5	53	1
FARMER, William	ARK	12	1	53	1
WALKER, Kendric	AMR	16	1	48	1

FUMBLES FORCED

	Team	Num
SMITH, Khreem	MEM	6
JETER, Curtis	RGV	6
MCGINNIS, Gath	RGV	5
TIPPINS, Andre	LOU	5
McLAIN, C.J.	ARK	4
DUMAS, Jameel	ALB	4
FULLER, Kevin	MAN	4
CULP, John	QCS	4
MISIPEKA, Trev	SDG	4
BORBA, Weston	CEN	4
CREAR, Joseph	MEM	4
WILLIS, Ahmad	TUL	3
MASSEY, Joe	AMR	3
BRYANT, Shakor	ARK	3
DAVIS, Rickie	OKC	3

TACKLES

	Team	G	UA	A	Total	Sacks
HAITH, William	MAN	16	100	43	121.5	1.0
LANEY, Hosea	MAC	16	98	23	109.5	1.0

Steeldogs Football 2006



BOWERS, Ryan	GBB	16	86	33	102.5	0.0
HATTLEY, Jamie	WBS	16	89	26	102.0	0.0
SNELL, Kelly	FLO	16	80	40	100.0	0.0
DAVIS, Nick	TUL	14	83	23	94.5	0.0
FORBES, Matt	QCS	16	77	31	92.5	0.0
SEBASTIEN, All	MAN	15	69	22	80.0	0.0
SINGFIELD, Dah	MEM	16	58	30	73.0	0.0
ROBINSON, Josh	CEN	16	66	14	73.0	0.0
KAYMORE, Ronni	WBS	14	56	32	72.0	0.0
GASTON, Jimmy	AMR	16	56	23	67.5	0.0
COLEMAN, Travi	ALB	16	58	16	66.0	0.0
STABLER, Roy	FLO	11	51	29	65.5	0.0
WALLACE, Alex	BKF	16	56	18	65.0	0.0
JACKSON, Matt	MAC	16	56	17	64.5	0.0
DAVIS, Rickie	OKC	15	61	7	64.5	0.0
GREEN, Rob	LOU	13	51	23	62.5	0.0
JOSEPH, Gana	BOS	12	43	37	61.5	0.0
CASHER, Larry	MAC	16	54	14	61.0	0.0
BROWN, Kevin	RGV	16	51	18	60.0	0.0
CANTY, Chris	TUL	15	48	22	59.0	0.0
SMALLS, Ron	MAN	15	51	16	59.0	0.0
DODGE, Tim	QCS	16	50	16	58.0	0.0

ALLEN, Vonce	SGW	5.0
FAOA, Asi	SDG	5.0
EPSON, Lavante	MEM	5.0
WILLIAMS, Jimm	SDG	5.0

PASSES DEFENDED

SINGFIELD, Dahn	MEM	50	12	62
WALLACE, Alex	BKF	31	11	42
HAITH, William	MAN	30	3	33
SNELL, Kelly	FLO	28	4	32
CANTY, Chris	TUL	28	2	30
JACKSON, Matt	MAC	19	9	28
HASLIP, Ken	BKF	26	2	28
FORBES, Matt	QCS	19	9	28
HATTLEY, Jamie	WBS	24	3	27
CUNNINGHAM, Sco	MEM	18	7	25
ROBINSON, Joshu	CEN	16	8	24
GREEN, Rob	LOU	20	3	23
BOWERS, Ryan	GBB	12	10	22
BROWN, Kevin	RGV	19	3	22
GIDDENS, Deon	MEM	16	5	21

Team	Brup	Int	Total
MEM	50	12	62
BKF	31	11	42
MAN	30	3	33
FLO	28	4	32
TUL	28	2	30
MAC	19	9	28
BKF	26	2	28
QCS	19	9	28
WBS	24	3	27
MEM	18	7	25
CEN	16	8	24
LOU	20	3	23
GBB	12	10	22
RGV	19	3	22
MEM	16	5	21

SACKS

Team	G	UA	A	Total
MEM	16	15	4	17.0
SDG	14	9	2	10.0
BKF	13	5	4	7.0
ARK	8	6	1	6.5
AMR	16	6	1	6.5
ARK	16	5	2	6.0
TUL	12	5	1	5.5
BKF	14	4	2	5.0
RGV	14	4	1	4.5
QCS	14	3	3	4.5
CEN	15	4	1	4.5
LOU	7	4	1	4.5
CEN	14	4	1	4.5
CEN	12	4	1	4.5
TUL	15	4	1	4.5
ALB	14	4	0	4.0
SGW	14	3	2	4.0
RGV	16	4	0	4.0
TUL	16	3	2	4.0
MAC	15	4	0	4.0

FUMBLES RCVD

Team	Num
LOU	4
QCS	4
MAN	3
ALB	3
OKC	3
ALB	3
ARK	3
ARK	3
WBS	3
ALB	3
FLO	3
ARK	3
RGV	3
ALB	3
MEM	3

TACKLES FOR LOSS

Team	Num
MEM	11.5
BKF	8.5
BKF	8.0
CEN	8.0
ARK	8.0
ARK	7.5
AMR	7.0
BKF	7.0
BKF	6.0
MAC	5.5
CEN	5.0



2005 af2 Award Winners

2005 AWARD WINNERS

Offensive Player of the Year	Matt Sauk (Louisville)
Defensive Player of the Year	Dahnel Singfield (Memphis)
Ironman of the Year	Marquis Floyd (RGValley)
Lineman of the Year	Khreem Smith (Memphis)
Rookie of the Year	Donovan Morgan (Tulsa)
International Player of the Year	Henriik Juul-Nielsen (Gn Bay)
Kicker of the Year	Danny Kight (Louisville)
Coach of the Year	Danton Barto (Memphis)
Assistant Coach of the Year	Rickey Foggie (Amarillo)
Executive of the Year	Steve Schubert (Manchester)

2005 AMERICAN CONFERENCE ALL-af2 FIRST TEAM

QB	Matt Sauk (Louisville)
OS	Jeremiah Pope (Albany)
WR/LB	J.J. McKelvey (Manchester)
WR/DB	Matt Jackson (Macon)
FB/LB	Steve Gorrie (Florida)
OL/DL	Joe Peters (Green Bay)
OL/DL	Jim Sodano (W-B/Scranton)
OL/DL	C.J. McLain (Arkansas)
DS	William Haith (Manchester)
DS	Ryan Bowers (Green Bay)
K	Danny Kight (Louisville)
ST	Jeff Higgins (Albany)

2005 AMERICAN CONFERENCE ALL-af2 SECOND TEAM

QB	Jake Eaton (Manchester)
OS	Chris Johson (Macon)
WR/LB	Rocco Forgione (W-B/Scranton)
WR/DB	Adrian Cockfield (South Georgia)
FB/LB	Demetrius Forney (Louisville)
OL/DL	Comone Fisher (Florida)
OL/DL	Andrew Tippins (Louisville)
OL/DL	Greg Walls (Florida)
DS	Jamie Hattley (W-B/Scranton)
DS	Allistair Sebastien (Manchester)
K	Brandon Kornblue (Florida)
ST	Brent Holmes (Green Bay)

2005 NATIONAL CONFERENCE ALL-af2 FIRST TEAM

QB	Julian Reese (Amarillo)
OS	Donovan Morgan (Tulsa)
WR/LB	George Williams (Central Valley)
WR/DB	Marquis Floyd (Rio Grande Valley)
FB/LB	Chris Robinson (Rio Grande Valley)
OL/DL	Khreem Smith (Memphis)
OL/DL	Joe Massey (Amarillo)
OL/DL	Asi Faoa (San Diego)
DS	Dahnel Singfield (Memphis)
DS	Chris Canty (Tulsa)
K	John Gockman (Central Valley)

ST Jarrail Jackson (Oklahoma City)

2005 NATIONAL CONFERENCE ALL-af2 SECOND TEAM

QB	Juston Wood (Central Valley)
OS	Kevin Prentiss (Memphis)
WR/LB	Al Hunt (Oklahoma City)
WR/DB	Terrell Adams (Memphis)
FB/LB	Nick Onaindia (Bakersfield)
OL/DL	Shawn King (Bakersfield)
OL/DL	Joseph Crear (Memphis)
OL/DL	Gathan McGinnis (Rio Grande Valley)
DS	Matt Forbes (Quad City)
DS	Alex Wallace (Bakersfield)
K	Eric Houle (Rio Grande Valley)
ST	Steve Gonzalez (San Diego)

2005 WEEK-BY-WEEK AWARD WINNERS

OFFENSE	U.S. IRONMAN	ADT DEFENSE
WEEK 1		
Julian Reese	Demetrius Austrum	Khreem Smith
WEEK 2		
Kevin Prentiss	Tony Stallings	Ahmad Willis
WEEK 3		
Jake Eaton	Matt Jackson	Matt Forbes
WEEK 4		
Julian Reese	Chris Robinson	Matt Forbes
WEEK 5		
Bo Smith	J.J. McKelvey	Travis Coleman
WEEK 6		
Juston Wood	Nathan Munson	William Haith
WEEK 7		
Kyle Rowley	Joe Wesley	Ryan Bowers
WEEK 8		
Detronn Harris	Robert Kilow	Norman Mason
WEEK 9		
Juston Wood	Demetrius Forney	Norman Mason
WEEK 10		
D Bryant	Asi Faoa	Jeromy Flowers
WEEK 11		
Dwight Counter	Matt Jackson	Ryan Smith
WEEK 12		
Sam Clemons	Marquis Floyd	Dahnel Singfield
WEEK 13		
Cesare Manning	Reggie Perkins	David Crocker
WEEK 14		
Brian Zbydniewski	B.J. Barre	Chris Canty
WEEK 15		
Donovan Morgan	Nick Onaindia	Khreem Smith
WEEK 16		
Chris Johnson	Terrell Adams	Andrew Tippins
WEEK 17		
Matt Sauk	DeRonn Finley	Jim Sodano



The 2006 Season

My Color
ne Name

FBI





2006 Opponent Directory

Everett Hawks

Game 1 - Sat., April 8, 2006 - BJCC Arena
Game 9 - Sat., June 3, 2006 - Everett Events Center

Team Information:

Head Coach: Rickey Foggie
Arena (capacity): Everett Events Center (8,300)
Phone: (866) 383-4295
Fax: 425-252-8982
Web site: www.everetthawks.com
2005 Record: Expansion

Florida Firecats

Game 6 - Sat., May 13, 2006 - Germain Arena
Game 12 - Sat., June 24, 2006 - BJCC Arena

Team Information:

Head Coach: Kevin Bouis
Arena (capacity): Germain Arena (7,128)
Phone: (239) 390-2287
Fax: (239) 390-2286
Web site: www.floridafirecats.com
2005 Record: 14-2 (1-1 Playoffs)

Louisville Fire

Game 3 - Fri., April 21, 2006 - Freedom Hall
Game 5 - Fri., May 5, 2006 - BJCC Arena

Team Information:

Head Coach: Tommy Johnson
Arena (capacity): Freedom Hall (17,200)
Phone: (502) 368-0009
Fax: (502) 368-4006
Web site: www.louisvillefirefootball.com
2005 Record: 11-5 (3-1 Playoffs, af2 Runner-up)

Macon Knights

Game 8 - Sat., May 27, 2006 - BJCC Arena
Game 14 - Sat., July 15, 2006 - Macon Coliseum

Team Information:

Head Coach: Derek Stingley
Arena (capacity): Macon Coliseum (9,252)
Phone: (478) 314-3000
Fax: (478) 314-3001
Web site: www.maconknights.com
2005 Record: 8-8 (0-1 Playoffs)



Memphis Xplorers

Game 11 - Sat., June 17, 2006 - Desoto C. C.

Game 15 - Sat., July 22, 2006 - BJCC Arena

Team Information:

Head Coach: Danton Barto

Arena (capacity): Desoto Civic Center (8,444)

Phone: (662) 393-3761

Fax: (662) 393-8985

Web site: www.xplorersaf2.com

2005 Record: 13-3 (3-0 Playoffs, af2 Champions)

Rio Grande Valley Dorados

Game 2 - Fri., April 14, 2006 - BJCC Arena

Game 13 - Sat., July 8, 2006 - Dodge Arena

Team Information:

Head Coach: Marty Hammond

Arena (capacity): Dodge Arena (5,600)

Phone: (956) 843-7825

Fax: (956) 843-6644

Web site: www.doradosfootball.com

2005 Record: 10-6 (2-1 Playoffs)

South Georgia Wildcats

Game 4 - Sat., April 29, 2006 - Albany Civic Center

Game 10 - Sat., June 10, 2006 - BJCC Arena

Team Information:

Head Coach: Donnie Davis

Arena (capacity): Albany Civic Center (8,034)

Phone: (229) 435-0205

Fax: (229) 435-0272

Web site: www.southgawildcats.com

2005 Record: 3-13

Tennessee Valley Vipers

Game 7 - Sat., May 20, 2006 - Von Braun Center

Game 16 - Sat., July 29, 2006 - BJCC Arena

Team Information:

Head Coach: Chris Williams

Arena (capacity): Von Braun Center (6,616)

Phone: (256) 518-6160

Fax: (256) 518-6164

Web site: www.vipers.tv

2005 Record: On Hiatus



All-time Series Results

AMERICAN CONFERENCE

East Division	Record	PF	PA
Albany	0-1	47	56
Louisville	3-3	305	244
Green Bay	2-1	152	149
Manchester	1-0	52	49
Wilkes-Barre	0-0	0	0
Quad City	0-3	80	205

South Division	Record	PF	PA
Florida	3-4	272	296
Macon	4-4	407	396
Memphis	3-2	218	224
South Georgia	1-2	125	143
Tenn. Valley	2-9	480	583

NATIONAL CONFERENCE

Midwest Division	Record	PF	PA
Amarillo	0-0	0	0
Arkansas	4-5	447	457
Bossier City	3-1	208	188
Oklahoma City	0-0	0	0
Rio Grande	1-0	59	58
Tulsa	2-2	201	191

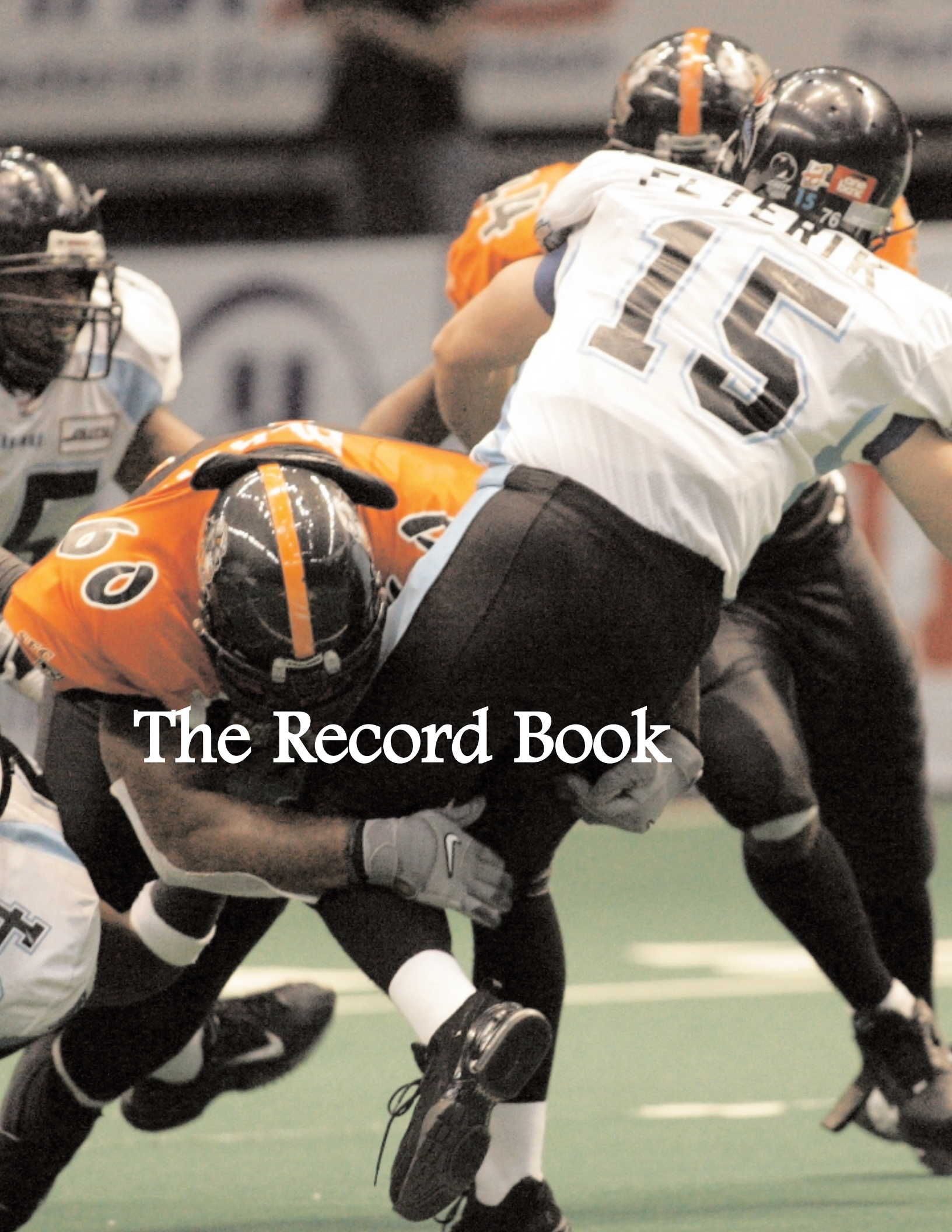
West Division	Record	PF	PA
Bakersfield	0-0	0	0
Central Valley	0-0	0	0
Everett	0-0	0	0
Spokane	0-0	0	0
Stockton	0-0	0	0

*TEAMS NO LONGER IN af2

Defunct Teams	Record	PF	PA
Baton Rouge	1-1	105	116
Carolina	0-1	24	53
Charleston	0-1	37	38
Cincinnati	1-0	63	33
Columbus	5-2	400	243
Greensboro	1-0	18	7
Jacksonville	0-1	38	53
Lafayette	2-0	135	80
Lincoln	1-0	50	49
Mobile	2-0	100	50
Pensacola	3-2	251	240
Peoria	2-2	178	195
Richmond	1-1	97	90
Roanoke	2-0	97	77
San Diego	0-2	101	135
Tallahassee	1-0	86	74
Tenn. Valley	2-9	480	583

STEELDOGS ALL-TIME RECORD

All-Time	Record	PF	PA
Birmingham	51-50	4833	4782



The Record Book



Team Abbreviation Key

ALB – Albany Conquest
 ARK – Arkansas Twisters
 BAT – Baton Rouge Blaze
 BOS – Bossier City Battlewings
 CAR – Carolina Rhinos
 CHA – Charleston Swampfoxes
 CIN – Cincinnati Swarm
 CPF – Cape Fear Wildcats*
 COL – Columbus Wardogs
 GRE – Greensboro Prowlers
 FLA – Florida Firecats
 GBB – Green Bay Blizzard
 JAC – Jacksonville Tomcats
 LAF – Lafayette Roughnecks
 LIN – Lincoln Lightning
 LOU – Louisville Fire
 MAC – Macon Knights
 MAN – Manchester Wolves
 MEM – Memphis Xplorers
 MOB – Mobile Wizards
 QC – Quad City
 PEN – Pensacola Barracudas
 PEO – Peoria Pirates
 RGV – Rio Grande Dorados
 RIC – Richmond Speed
 ROA – Roanoke Steam
 SD – San Diego Riptide
 SGA – South Georgia Wildcats
 TAL – Tallahassee Thunder
 TVV – Tennessee Valley Vipers
 TUL – Tulsa Talons

Defunct Team

*Cape Fear relocated to South Georgia in 2005

REGULAR-SEASON RECORDS

OFFENSE

Superlative Game Records

Total Offense:

Most Plays: 57, vs. Q.C., 7/29/00
 Most Yards: 380, at TVV, 6/28/03

Rushing:

Most Rushes: 19, vs. GRE, 4/7/00
 Most Yards: 71, vs. SD, 4/9/05
 Most TDs: 5, at LOU, 4/30/05
 Most Yds/Rush: 6.8, vs. MOB, 4/12/02

Passing:

Most Atpts: 53, vs. QC, 7/29/00
 Most Comp: 31, at TVV, 6/28/03

Most Yards: 387, at TVV, 6/28/03

Most TDs: (2x) 8, at BOS, 4/7/01
 vs. BAT, 6/29/01

Most INTs: 5, at PEN, 5/6/00

Most Yds/Pass: 15.4, vs. RGV, 6/26/04

Scoring:

Most Points: 86, vs. TAL, 6/2/00

Most Pts/Half: (2x) 49, vs. TAL, 6/2/00
 vs. LOU, 7/27/02

Ball Control:

First Downs: 31, at RIC, 5/19/00

Turnovers: (2x) 7, vs. TVV, 4/29/04
 at MAC, 4/19/03

Penalties:

Most Penalties: 16, at TVV, 5/18/02

Most Yards: 115, at MAC, 4/19/03

Season Records

Total Offense:

Most Plays: 739 (2005)
 Most Yards: 4,094 (2001)
 Most Yds/Play: 6.8 (2004)
 Most Yds/Game: 255.9 (2001)

Rushing:

Most Attempts: 163 (2005)
 Most Yards Gained: 534 (2002)
 Most Yds./Game: 33.4 (2002)
 Most Yds./Rush: 3.7 (2002)
 Most TDs: 36 (2005)

Passing:

Most Attempts: 580 (2000)
 Most Completions: 289 (2005)
 Most Yards Gained: 3,682 (2001)
 Most Yds/Game: 230.1 (2001)
 Most TDs: 82 (2001)

Scoring:

Most Points: 873 (2001)
 Most Pts/Game: 54.6 (2001)
 Most TDs: 124 (2001)
 Most PATs Kicked: 84 (2001)
 Most FGs Made: 16 (2000)

Interceptions:

Most INTs By: 35 (2001)
 Most Yards Returned: 408 (2001)
 Highest Avg. Per Return: 15.4 (2002)
 Most Touchdowns: 6 (2001)

Kickoff Returns:

Most Returns: 102 (2000)

Most Yards: 1,945 (2000)

Highest Avg. Per Return: 20.4 (2001)

Fewest Returns: 78 (2002)

First Downs:

Most Total: 283 (2005)
 Most Rushing: 55 (2005)
 Most Passing: 178 (2005)
 Most By Penalty: 81 (2003)

Fumbles:

Fewest Fumbles: 22 (2001)
 Most Fumbles: 31 (2000)
 Fewest Lost: 12 (2001)
 Most Lost: 22 (2003, 2005)

Turnovers:

Most Total: 51 (2005)
 Least Total: 31 (2002)

Penalties:

Most Penalties: 162 (2001)
 Most Yds. Penalized: 972 (2001)
 Fewest Penalties: 116 (2003)
 Fewest Yds. Penalized: 767 (2004)
 Most Yds./Game: 60.8 (2001)
 Fewest Yds./Game: 47.9 (2004)

Individual Records

Game: (Stat – Player – Opp. – Date)

Season: (Stat – Player – Yr)

Career: (Stat – Player – Yrs w/ Tm)

Yards/Scoring

Most Yards:

Game:

1. 416 – Josh Kellett – at TVV – 6/28/03
2. 345 – Jeff Aaron – at ARK – 4/17/04
3. 328 – Chris Windsor – vs. TUL – 6/24/00
4. 317 – Montressa Kirby – at TUL – 4/6/02
5. 309 – Jeff Aaron – vs. RGV – 6/26/04

Season:

1. 3,707 – Chris Windsor – 2001
2. 3,650 – Montressa Kirby – 2002
3. 3,438 – Chris Windsor – 2000
4. 2,421 – Jeff Aaron – 2004
5. 1,895 – Roger Linn – 2005

Career:

1. 8,169 – Chris Windsor – 2000-01, 03
2. 4,005 – Montressa Kirby – 2001-02
3. 3,284 – Jeff Aaron – 2003-04



- 4,935 – Anthony Jordan – 2000-04
- 2,187 – Cedrick Buchannon – 2000-03

Most Touchdowns:

Game:

1. 8 – 9x, last: Chris Windsor – vs. MAC – 5/31/03
2. 7 – 10x, last: Roger Linn – vs. LOU – 6/11/05
3. 6 – 14x, last: Roger Linn – at ARK – 5/21/05

Season:

1. 89 – Chris Windsor – 2001
2. 87 – Montressa Kirby – 2002
3. 70 – Chris Windsor – 2000
4. 41 – Wayne Thomas – 2001
5. 40 – Jeff Aaron – 2004

Career:

1. 183 – Chris Windsor – 2000-01, 03
2. 101 – Wayne Thomas – 2000-02
3. 93 – Montressa Kirby – 2001-02
4. 63 – Anthony Jordan – 2003-04
5. 61 – Jeff Aaron – 2003-04

Most Yards Gained:

Season (Per Game):

1. 236.9 – Roger Linn – 2005
2. 231.7 – Chris Windsor – 2001
3. 228.1 – Montressa Kirby – 2002
4. 212.6 – Chris Windsor – 2000
5. 188.0 – Andrew Zow – 2005

Career: (Per Game)

1. 188.0 – Andrew Zow - 2005
2. 181.4 – Chris Windsor – 2000-01, 03
Ray Nelson – 2005
4. 162.0 – Jeff Aaron – 2003-04
5. 159.8 – Detronn Harris – 2004-05

Rushing

Most Yards Rushing:

Game:

1. 42 – Chris Windsor – at RIC – 5/19/00
2. 41 – Ray Nelson – vs. SD – 4/9/05
3. 40 – Montressa Kirby – vs. BOS – 6/1/02
Paul Morgan – vs. CIN – 5/26/01
5. 37 – Cedrick Buchannon – at PEO – 6/23/01
Montressa Kirby – at TVV – 5/18/02

Season:

1. 273 – Montressa Kirby - 2002
2. 207 – Dontae Walker – 2004

3. 165 – Chris Windsor – 2001
4. 153 – Chris Windsor – 2000
5. 108 – Paul Morgan – 2001

Career:

1. 356 – Chris Windsor – 2000-01, 03
2. 271 – Montressa Kirby – 2001-02
3. 207 – Dontae Walker – 2004
4. 157 – Paul Morgan – 2001-02
5. 123 – Demontray Carter – 2003-04

Most Rushes:

Game:

1. 17 – Chris Windsor – at RIC – 5/19/00
2. 9 – Kamau Jackson – vs. FLO – 7/30/05
3. 8 – 8x, last: Dontae Walker – at MAC – 7/31/04

Season:

1. 73 – Chris Windsor – 2000
2. 64 – Montressa Kirby – 2002
3. 63 – Dontae Walker – 2004
4. 62 – Chris Windsor – 2001
5. 36 – Paul Morgan – 2001

Career:

1. 151 – Chris Windsor – 2000-01, 03
2. 65 – Montressa Kirby – 2001-02
3. 63 – Dontae Walker – 2004
4. 49 – Paul Morgan – 2001-02
5. 42 – Demontray Carter – 2003-04

Average Gain Per Rush

Season:

1. 19.0 – Segun Ajigbeda - 2004
2. 17.1 – Montressa Kirby – 2002
3. 15.9 – Dontae Walker – 2004
4. 14.2 – Ray Nelson – 2005
5. 13.5 – Andrew Zow – 2005

Career:

1. 15.9 – Dontae Walker - 2004
2. 14.2 – Ray Nelson – 2005
3. 13.5 – Andrew Zow – 2005
4. 12.5 – Patrick Billings – 2005
5. 11.7 – Segun Ajigbeda – 2003-04

Most Rushing Touchdowns:

Game:

1. 3 – 5x, last: Larry Paul – at LOU – 4/30/05
2. 2 – 25x, last: Kamau Jackson – vs. MAC – 7/9/05

Season:

1. 16 – Dontae Walker – 2004

2. 14 – Montressa Kirby – 2002
3. 13 – Chris Windsor – 2001
4. 12 – Chris Windsor – 2000
5. 8 – Roger Linn – 2005

Career:

1. 30 – Chris Windsor – 2000-01, 03
2. 16 – Dontae Walker – 2004
3. 14 – Montressa Kirby – 2001-02
4. 11 – Demontray Carter – 2003-04
5. 8 – Paul Morgan – 2001-02
Roger Linn – 2004-05

Longest Rush:

- 37 – Montressa Kirby – vs. BOS – 6/1/02

Passing

Most Pass Attempts:

Game:

1. 46 – Josh Kellett – at TVV – 6/28/03
2. 45 – Chris Windsor – vs. ROA – 4/29/00
3. 43 – Chris Windsor – at ROA – 7/1/00
4. 42 – Chris Windsor – at TVV – 7/7/01
5. 41 – Chris Windsor – at BOS – 4/7/01

Season:

1. 501 – Chris Windsor - 2000
2. 479 – Chris Windsor – 2001
3. 435 – Montressa Kirby – 2002
4. 287 – Jeff Aaron – 2004
5. 264 – Roger Linn – 2005

Career:

1. 980 – Chris Windsor – 2000-01, 03
2. 449 – Montressa Kirby – 2001-02
3. 406 – Jeff Aaron – 2003-04
4. 271 – Roger Linn – 2004-05
5. 240 – Josh Kellett – 2003

Most Pass Completions:

Game:

1. 31- Josh Kellett – at TVV – 6/28/03
2. 25 – Montressa Kirby – at MOB – 7/5/02
3. 24 – Chris Windsor – at ROA – 7/1/00
4. 23 – 3x, last: Montressa Kirby – at MAC – 7/20/02

Season:

1. 260 – Montressa Kirby – 2002
2. 243 – Chris Windsor – 2000
3. 233 – Chris Windsor – 2001
4. 146 – Jeff Aaron – 2003-04
5. 145 – Roger Linn – 2005



Career:

1. 551 – Chris Windsor – 2000-01, 03
2. 267 – Montressa Kirby – 2001-02
3. 218 – Jeff Aaron – 2003-04
4. 148 – Roger Linn – 2004-05
5. 133 – Josh Kellett – 2003

Most Yards Passing:

Game:

1. 417 – Josh Kellett – at TVV – 6/28/03
2. 341 – Jeff Aaron – at ARK – 4/17/04
3. 317 – Chris Windsor – vs. TUL – 6/24/00
4. 300 – Jeff Aaron – vs. RGV – 6/26/00
5. 298 – Chris Windsor – vs. BAT – 6/29/01

Season:

1. 3,542 – Chris Windsor – 2001
2. 3,317 – Montressa Kirby – 2002
3. 3,249 – Chris Windsor – 2000
4. 2,372 – Jeff Aaron – 2004
5. 1,857 – Roger Linn – 2005

Career:

1. 7,753 – Chris Windsor – 2000-01, 03
2. 3,530 – Montressa Kirby – 2001-02
3. 3,226 – Jeff Aaron – 2003-04
4. 1,881 – Roger Linn – 2004-05
5. 1,486 – Josh Kellett – 2003

Most Touchdown Passes:

Game:

1. 8 – Chris Windsor – at BOS – 4/7/01
Chris Windsor – vs. ARK – 6/9/00
3. 7 – 7x, last: Josh Kellett – at TVV – 6/28/03

Season:

1. 76 – Chris Windsor – 2001
2. 73 – Montressa Kirby – 2002
3. 57 – Chris Windsor – 2000
4. 38 – Jeff Aaron – 2004
5. 27 – Roger Linn – 2005

Career:

1. 152 – Chris Windsor – 2000-01, 03
2. 77 – Montressa Kirby – 2002
3. 58 – Jeff Aaron – 2003-04
4. 28 – Roger Linn – 2005
5. 25 – Kenton Evans – 2004

Best Completion Percentage:

Game: (minimum 10 attempts)

1. 86.2% – Montressa Kirby – at MOB – 7/5/02
2. 82.4% – Kenton Evans – at BOS –

3/27/04

3. 75.0% – Montressa Kirby – vs. COL – 4/27/02
4. 74.2% – Montressa Kirby – at MAC – 7/20/02
5. 73.7% – Jeff Aaron – vs. COL – 4/23/04

Season: (minimum 10 attempts)

1. 60.5% – Jeff Aaron – 2003
– Kenton Evans – 2004
3. 59.8% – Montressa Kirby – 2002
4. 56.8% – Chris Windsor – 2003
5. 56.0% – Andrew Zow – 2005

Career: (minimum 20 attempts)

1. 60.5% – Kenton Evans – 2004
2. 59.8% – Andrew Zow – 2005
3. 55.7% – Jeff Aaron – 2003-04
4. 55.4% – Josh Kellett – 2003
5. 54.9% – Montressa Kirby – 2001-02

Longest Scoring Pass Play:

- 49 yards: Montressa Kirby to Anthony Jordan - vs. MAC – 6/22/02
Roger Linn to Devlon Holmes vs. LOU – 6/11/05

Steeldogs Winningest Quarterbacks:

(Win-loss records as a starter, ranked by win totals)

1. 22-15 – Chris Windsor – 2000-01, 03
2. 11-5 – Montressa Kirby – 2001-02
3. 10-4 – Jeff Aaron – 2003-04
4. 2-4 – Kenton Evans – 2004
2-5 – Josh Kellett – 2003

Most Interceptions Thrown:

Game:

1. 5 – Chris Windsor – at PEN – 5/6/00
2. 4 – Jeff Aaron – at MAC – 4/19/03
4 – Roger Linn – at MEM – 6/18/05

Season:

1. 19 – Chris Windsor – 2001
– Chris Windsor – 2000
2. 16 – Montressa Kirby – 2002
– Jeff Aaron – 2004
– Roger Linn – 2005

Career:

1. 44 – Chris Windsor – 2000-01, 03
2. 22 – Jeff Aaron – 2003-04
3. 16 – Roger Linn – 2004-05
– Montressa Kirby – 2001-02
4. 6 – Thomas Ricks – 2005

– Ted Robison – 2000

Receiving

Most Receptions:

Game:

1. 14 – Wayne Thomas – vs. ROA – 4/29/00
2. 13 – Wayne Thomas – vs. BAT – 6/29/01
3. 12 – Wayne Thomas – at QC – 7/22/00
– Anthony Jordan – vs. ARK – 6/9/00
– Aryvia Holmes – vs. COL – 6/6/03
– Detronn Harris – at FLA – 6/4/05

Season:

1. 114 – Wayne Thomas – 2000
2. 100 – Detronn Harris – 2005
3. 92 – Aryvia Holmes – 2003
4. 83 – Wayne Thomas – 2001
5. 73 – Wayne Thomas – 2002

Career:

1. 270 – Wayne Thomas – 2000-02
2. 203 – Anthony Jordan – 2000-04
3. 161 – Cedrick Buchannon – 2000-03
4. 147 – Detronn Harris – 2004-05
5. 92 – Aryvia Holmes – 2003

Most Receiving Yards:

Game:

1. 223 – Wayne Thomas – vs. BAT – 6/29/01
2. 206 – Wayne Thomas – vs. TUL – 6/24/00
3. 188 – Aryvia Holmes – vs. COL – 6/6/03
4. 176 – Wayne Thomas – vs. QC – 7/29/00
– Carlos McNeary – at TVV – 6/19/04

Season:

1. 1,643 – Wayne Thomas – 2000
2. 1,327 – Wayne Thomas – 2001
3. 1,195 – Detronn Harris – 2005
4. 1,187 – Aryvia Holmes – 2003
5. 1,083 – Carlos McNeary – 2004

Career:

1. 4,021 – Wayne Thomas – 2000-02
2. 2,914 – Anthony Jordan – 2000-04
3. 2,102 – Cedrick Buchannon – 2000-03
4. 1,961 – Detronn Harris – 2004-05
5. 1,187 – Aryvia Holmes – 2003

Most Touchdown Receptions:

Game:

1. 7 – Wayne Thomas – vs. BAT – 6/29/01
2. 5 – Wayne Thomas – vs. TUL – 6/24/00



3. 4 – 14x, last: Detronn Harris – vs. LOU – 6/11/05

Season:

1. 41 – Wayne Thomas – 2001
2. 32 – Wayne Thomas – 2000
3. 28 – Wayne Thomas – 2002
4. 24 – Carlos McNeary – 2004
5. 21 – Detronn Harris – 2005

Career:

1. 101 – Wayne Thomas – 2000-02
2. 58 – Anthony Jordan – 2000-04
3. 35 – Detronn Harris – 2004-05
4. 24 – Carlos McNeary – 2004
5. 22 – Cedrick Buchannon – 2000-03

Most Touchdowns: (Non-passing)

Season:

1. 41 – Wayne Thomas - 2001
2. 32 – Wayne Thomas – 2000
3. 30 – Carlos McNeary – 2004
4. 28 – Wayne Thomas – 2002
5. 27 – Detronn Harris – 2005

Career:

1. 101 – Wayne Thomas – 2000-02
2. 63 – Anthony Jordan – 2000-04
3. 48 – Detronn Harris – 2004-05
4. 32 – Cedrick Buchannon – 2000-03
5. 31 – Chris Windsor – 2000-01, 03

Special Teams

Most Field Goals Made:

Game:

1. 4 – Rhett Gallego – at FLO – 5/3/03
2. 3 – Alex Walls – at SGA – 7/16/05
Brandon Stewart – vs. ROA – 4/29/00
Brandon Stewart – at TUL – 6/17/00

Season:

1. 16 – Brandon Stewart – 2000
2. 15 – Rhett Gallego – 2003
3. 12 – Rhett Gallego – 2004
4. 9 – Alex Walls – 2005
5. 7 – Brian Holmes – 2001

Career:

1. 27 – Rhett Gallego – 2003-04
2. 16 – Brandon Stewart – 2000
3. 9 – Alex Walls – 2005
4. 7 – Brian Holmes – 2001-02

Longest Field Goals in Steeldogs History:

1. 48 yds. – Rhett Gallego – at MAC – 7/31/04
2. 47 yds. – Rhett Gallego – at FLA – 5/3/03
3. 46 yds. – Rhett Gallego – vs. MEM – 4/10/04
Brandon Stewart – at JAC – 5/26/00

Most PATS:

Season:

1. 84 – Brian Holmes – 2001
2. 74 – Rhett Gallego – 2004
3. 72 – Rhett Gallego – 2003
4. 69 – Brandon Stewart – 2000
5. 45 – Alex Walls – 2005

Career:

1. 146 – Rhett Gallego – 2003-04
2. 99 – Brian Holmes – 2001-02
3. 69 – Brandon Stewart – 2000
4. 45 – Alex Walls – 2005
5. 18 – Vinny Cirrincione – 2005
Brian Cunningham – 2002

Most Points Kicking

Season:

1. 120 – Brandon Stewart – 2000
2. 117 – Rhett Gallego – 2003
3. 109 – Brian Holmes – 2001
4. 107 – Rhett Gallego – 2004
5. 72 – Alex Walls – 2005

Career:

1. 224 – Rhett Gallego – 2003-04
2. 124 – Brian Holmes – 2001-02
3. 120 – Brandon Stewart – 2000
4. 72 – Alex Walls – 2005
5. 21 – Vinny Cirrincione – 2005
Brian Cunningham – 2002

Most Kickoff Returns:

Season:

1. 67 – Detronn Harris – 2005
2. 54 – Adlai Trone – 2000
3. 46 – Carlos McNeary – 2004
4. 33 – Herman Bell – 2002
5. 26 – Aryvia Holmes – 2003

Career:

1. 90 – Detronn Harris – 2004-05
2. 83 – Adlai Trone – 2000-01
3. 76 – Terrance Harris – 2001-05
4. 48 – Cedrick Buchannon – 2000-03

5. 47 – Herman Bell – 2002, 2005

Most Kickoff Return Yards:

Game:

1. 204 – Detronn Harris – at ARK – 5/21/05
2. 186 – Herman Bell – vs. TVV – 7/13/02
3. 182 – Adlai Trone – at TUL – 6/17/00
4. 181 – Adlai Trone – at PEN – 5/6/00
5. 166 – Adlai Trone – vs. TAL – 6/2/00

Season:

1. 1,268 – Adlai Trone – 2000
2. 1,235 – Detronn Harris – 2005
3. 857 – Carlos McNeary – 2004
4. 697 – Herman Bell – 2002
5. 639 – Terrance Harris – 2001

Career:

1. 1,840 – Adlai Trone – 2000-01
2. 1,786 – Detronn Harris – 2004-05
3. 1,759 – Terrance Harris – 2001-05
4. 921 – Cedrick Buchannon – 2000-03
5. 857 – Carlos McNeary – 2004

Most Kickoff Return Touchdowns:

Game:

1. 3 – Adlai Trone – vs. TAL – 6/2/00
2. 2 – Herman Bell – vs. TVV – 7/13/02
Detronn Harris – vs. COL – 4/23/04

Season:

1. 8 – Adlai Trone - 2000
2. 6 – Terrance Harris – 2001
3. 5 – Herman Bell – 2000

Career:

1. 10 – Adlai Trone – 2000-01
Terrance Harris – 2001-05
3. 7 – Detronn Harris – 2004-05
4. 5 – Herman Bell – 2002, 2005
5. 4 – Carlos McNeary – 2004

Longest Kickoff Return:

59 yards – Terrance Harris – at PEO – 6/23/01

REGULAR-SEASON RECORDS

DEFENSE

Superlative Game Records

Total Defense:

Fewest Plays: 24 – vs. MEM – 4/23/05

Fewest Yards Gained: 106 – at TVV –



5/18/02
 Most Plays – 59 – vs. COL – 6/8/01
 Most Yards Gained: 90 – at BAT – 7/14/01

Pass Defense:

Fewest Attempts: 17 – 2x, last: at MEM – 6/18/05
 Fewest Completions: 9 – vs. ARK – 7/26/03
 Fewest Yds. Gained: 93 – at TVV – 5/18/02
 Most Attempts: 55 – vs. ARK – 6/9/00
 Most Completions: 33 – vs. TAL – 6/2/00
 Most Yds. Gained: 457 – vs. TAL – 6/2/00
 Most Interceptions: 6 – vs. LAF – 6/15/00

First Downs:

Fewest Total: 6 – at COL – 6/15/02
 Most Total: 31 – at RIC – 5/19/00

Most Fumbles Recovered:

4 – at TUL – 6/17/00

Most Sacks:

5 – at LAF – 5/5/01

Most Blocked Kicks:

2 – at MAC – 4/14/05

Season Records

Total Defense:

Fewest Plays Per Game: 40.9 (2005)
 Fewest Yards Per Game: 200.0 (2002)
 Fewest Yards Allowed: 3,200 (2002)

Rushing Defense:

Fewest Rushes Per Game: 7.6 (2005)
 Fewest Yards Allowed: 246 (2003)
 Fewest Yards Allowed Per Play: 1.9 (2003)
 Fewest Yards Allowed Per Game: 15.4 (2003)
 Fewest Touchdowns Allowed: 22 (2003)

Pass Defense:

Fewest Attempts Per Game: 32.4 (2005)
 Fewest Completions Per Game: 18.4 (2002)
 Fewest Yards Allowed: 2,924 (2002)
 Fewest Yards Allowed Per Game: 182.8 (2002)
 Fewest Touchdowns Allowed: 49 (2002)

Scoring Defense:

Fewest Points Allowed: 634 (2002)
 Fewest Touchdowns Allowed: 88 (2002)
 Most Blocked Kicks: 6 (2005)

Individual Records

Passes Defended/Interceptions

Passes Broken-Up

Season:

1. 23 – Terrance Harris - 2001
2. 21 – Michael Feagin – 2002
3. 19 – Alphonso Pogue – 2000
4. 17 – Adlai Trone – 2000

Career:

1. 52 – Terrance Harris – 2001-05
2. 48 – Anthony Jordan – 2000-04
3. 29 – Adlai Trone – 2000-01

Most Interceptions:

Game:

1. 3 – Anthony Jordan – vs. MAC – 5/8/04
2. 2 – 6x, last: George Williams – vs. FLA – 7/30/05

Season:

1. 10 – Anthony Jordan - 2004
2. 7 – George Williams – 2005
3. 6 – Anthony Jordan – 2003
Keon Mainor – 2005
5. 5 are tied with 5 INTs

Career:

1. 22 – Anthony Jordan – 2000-04
2. 9 – Adlai Trone – 2000-01
3. 8 – Cedrick Buchannon – 2000-03
Terrance Harris – 2001-05
5. 7 – George Williams – 2004-05

Most Interception Return Yards:

Season:

1. 106 – George Williams - 2005
2. 95 – Michael Feagin – 2002
3. 86 – Anthony Jordan – 2004
4. 70 – Jonathan Jackson – 2001
5. 60 – Montressa Kirby – 2001

Career:

1. 156 – Anthony Jordan – 2000-04
2. 115 – Eldrick Hill – 2002-05
3. 106 – George Williams – 2004-05
4. 95 – Michael Feagin – 2002

5. 82 – Adlai Trone – 2000-01

Longest INT Return:

53 yards – Jonathan Jackson – vs. LAF – 6/15/01

Most Interception Return Touchdowns:

Season:

1. 2 – Johnny Anderson – 2001
Cedrick Buchannon – 2001
Michael Feagin – 2002

Career:

1. 3 – Anthony Jordan – 2000-04
2. 5 are tied with 2

Tackles/Sacks:

Most Tackles:

Game:

1. 11.5 – T.J. Perry – at COL – 7/12/03
2. 10.5 – Terrance Harris – vs. ARK – 4/20/01
Keon Mainor – vs. LOU – 6/11/05
4. 9.5 – Terrance Harris – at TUL – 4/6/02

Season:

1. 89 – Alphonso Pogue – 2000
2. 65 – Adlai Trone – 2000
3. 63.5 – Michael Feagin – 2002
4. 60.5 – Anthony Jordan – 2004
Terrance Harris – 2004

Career:

1. 220.5 – Anthony Jordan – 2000-04
2. 199.5 – Terrance Harris – 2001-05
3. 160.0 – Cedrick Buchannon – 2000-03
4. 100.0 – Alphonso Pogue – 2000-01
5. 98.0 – Adlai Trone – 2000-01

Most Tackles For Loss:

Game:

1. 3 – Paul Morgan – vs. COL – 6/8/01
2. 2 – 10x, last: Marlon Bush – at MAC – 7/31/04

Season:

1. 10 – Jerry Turner – 2004
Marlon Bush – 2004
3. 6 – William Mayes – 2003
Jerry Turner – 2002
5. 4.5 – Kamau Jackson – 2003

Career:

1. 19 – Jerry Turner – 2001-02, 04



2. 11 – William Mayes – 2001-03
3. 10 – Marlon Bush – 2004
4. 8.5 – David Daniel – 2002-05
5. 7 – Jeff Hannah – 2001-02

Most Sacks:

- Game:
1. 3 – William Mayes – at MEM – 6/14/03
 2. 2 – 6x, last: Marlon Bush – at MAN – 5/21/04

Season:

1. 8.5 – Jerry Turner – 2004
2. 8.0 – William Mayes – 2003
3. 7.5 – Marlon Bush – 2004
Jerry Turner – 2002
5. 5.5 – Jerry Turner – 2001

Career:

1. 21.5 – Jerry Turner – 2001-02, 04
2. 15.5 – William Mayes – 2001-03
3. 7.5 – Marlon Bush – 2004
4. 5.5 – David Daniel – 2002-05

QB Pressure/Fumbles Forced & Recovered

Most Quarterback Hurries:

- Season:
1. 4 – Jerry Turner – 2004
 2. 3 – Eugene Phillips – 2004
 3. 7 are tied with 2

Career:

1. 7 – Jerry Turner – 2001-02, 04
2. 5 – James Lewis – 2000-05
3. 3 – Eugene Phillips – 2004
William Mayes -2000-03
5. 3 are tied with 2

Most Fumbles Forced:

- Season:
1. 3 – William Mayes – 2002
 2. 12 are tied with 2

Career:

1. 4 – Anthony Jordan – 2000-04
Johnny Anderson – 2001-02
William Mayes – 2001-03
4. 3 – Jerry Turner – 2001-02, 04
Jeff Hannah – 2001-02

Most Fumbles Recovered:

- Season:
1. 3 – Larry Huntington – 2004

- Johnny Anderson – 2001
Chris Edwards – 2000
Cedrick Buchannon – 2000

Career:

1. 4 – Anthony Jordan – 2000-04
Johnny Anderson – 2001-02
Cedrick Buchannon – 2000-03

POST-SEASON RECORDS

Team Records:

- Games Played: 5
First Round: 3 (1-2)
Second Round: 1 (1-0)
Conference Championship: 1 (0-1)
ArenaCup: No appearances

Victories: 2

Losses: 3

Detailed Results:

2001 First Round
Richmond 67 Birmingham 60
July 30, 2001
Richmond Coliseum – Richmond, VA

2002 First Round
Birmingham 65 Tennessee Valley 51
August 3, 2002
Von Braun Center – Huntsville, AL

2002 Second Round
Birmingham 53 Tulsa 34
August 10, 2002
Tulsa Convention Center – Tulsa, OK

2002 Conference Championship
Peoria 79 Birmingham 33
August 17, 2002
BJCC Arena – Birmingham, AL

2004 First Round
Cape Fear 54 Birmingham 53
August 7, 2004
Crown Coliseum – Fayetteville, NC

Team Records:

- Most Points: 65 – at TVV – 8/3/02
Most First Downs: 24 – at TUL – 8/10/02
Most Net Yards Rushing: 55 – at CPF – 8/7/04

- Most Net Yards Passing: 289 – at TUL – 8/10/02
Most Total Offense: 331 – at TUL – 8/10/02
Most Passes Attempted: 35 – vs. PEO – 8/17/02
Most Passes Comp.: 21 – 2x, last: vs. PEO – 8/17/02
Most Field Goal Atts: 2 – 3x, last: at CPF – 8/7/04
Most INTs Thrown: 1 – 2x, last: vs. PEO – 8/17/02
Most Yards Penalized: 138 – at RIC – 7/30/01
Most Penalties: 16 – at RIC – 7/30/01
Most Fumbles Lost: 1 – 4x, last: at CPF – 8/7/04
Most Points/Quarter: 29 – at RIC – 7/30/01
Highest Avg. Gain/Play: 6.9 – at TUL – 8/10/02
Fewest Plays: 35 – at RIC – 7/30/01
Fewest Yards: 188 – at CPF – 8/7/04

Rushing:

- Most Attempts: 19 – at TVV – 8/3/02
Most Yards: 55 – at CPF – 8/7/04
Most Touchdowns: 5 – at TVV – 8/3/02
Highest Avg. Gain/Rush: 3.2 – at CPF – 8/7/04
Fewest Rushes: 5 – at RIC – 7/30/01
Fewest Yards: (-9) – at RIC – 7/30/01

Passing:

- Most Attempts: 35 – vs. PEO – 8/17/02
Most Completions: 21 – 2x, last: vs. PEO – 8/17/02
Most Yards: 289 – at TUL – 8/10/02
Most Touchdowns: 8 – at RIC – 7/30/01
Fewest Attempts: 22 – at CPF – 8/7/04
Fewest Completions: 12 – at CPF – 8/7/04
Fewest Yards: 133 – at CPF – 8/7/04
Most Interceptions: 1 – 2x, last: vs. PEO – 8/17/02

Team Postseason Superlatives:

Total Offense:

- Most Plays:
1. 48 – at TUL – 8/10/02
 2. 46 – at TVV – 8/13/02
 3. 42 – vs. PEO – 8/17/02
 4. 41 – at CPF – 8/7/02
 5. 35 – at RIC – 7/30/01



Most Yards:

1. 331 – at TUL – 8/10/02
2. 270 – at TVV – 8/3/02
3. 252 – vs. PEO – 8/17/02
4. 238 – at RIC – 7/30/01
5. 188 – at CPF – 8/7/04

Most Rushes:

1. 19 – at TVV – 8/3/02
2. 17 – at CPF – 8/7/04
3. 16 – at TUL – 8/10/02
4. 7 – vs. PEO – 8/17/04
5. 5 – at RIC – 7/30/01

Most Yards Rushing:

1. 55 – at CPF – 8/7/04
2. 48 – at TVV – 8/3/02
3. 42 – at TUL – 8/10/02
4. 5 – vs. PEO – 8/17/02
5. (-9) – RIC – 7/30/01

Most Touchdowns Rushing:

1. 5 – at TVV – 8/3/02
2. 4 – at CPF – 8/7/04
3. 2 – at TUL – 8/10/02
4. 1 – vs. PEO – 8/17/02

Most Attempts:

1. 35 – vs. PEO – 8/17/02
2. 31 – at TUL – 8/10/02
3. 30 – at RIC – 7/30/01
4. 27 – at TVV – 8/3/02
5. 22 – at CPF – 8/7/04

Most Completions:

1. 21 – vs. PEO – 8/17/02
2. 21 – at TUL – 8/10/02
3. 17 – at TVV – 8/3/02
4. 15 – at RIC – 7/30/01
5. 12 – at CPF – 8/7/04

Most Yards:

1. 289 – at TUL – 8/10/02
2. 247 – vs. PEO – 8/17/02
at RIC – 7/30/01
4. 222 – at TVV – 8/3/02
5. 133 – at CPF – 8/7/04

Most Touchdowns Passing:

1. 8 – at RIC – 7/30/01
2. 6 – at TUL – 8/10/02
3. 4 – at CPF – 8/7/04
vs. PEO – 8/17/02
5. 3 – at TVV – 8/3/02

Most Had Intercepted:

1. 1 – 2x, last: at TVV – 8/3/02

Most Intercepted By:

1. 3 – at TVV – 8/3/02
2. 1 – at TUL – 8/10/02
at RIC – 7/30/01

Kickoff Returns:

Most Kickoff Returns:

1. 8 – vs. PEO – 8/17/02
2. 7 – at TVV – 8/3/02
3. 5 – at RIC – 7/30/01
4. 3 – at CPF – 8/7/04
at TUL – 8/10/04

Most Kickoff Return Yards:

1. 135 – at RIC – 7/30/01
2. 125 – vs. PEO – 8/17/02
3. 97 – at CPF – 8/7/04
4. 81 – at TVV – 8/3/02
5. 30 – at TUL – 8/10/02

First Downs:

Most First Downs:

1. 24 – at TUL – 8/10/02
2. 20 – at CPF – 8/7/04
3. 15 – at RIC – 7/30/01
4. 13 – vs. PEO – 8/17/02
5. 13 – at TVV – 8/3/02

Most First Downs Rushing:

1. 6 – at CPF – 8/7/04
2. 5 – at TUL – 8/10/02
3. 2 – vs. PEO – 8/17/02
at TVV – 8/3/02

Most First Downs Passing:

1. 17 – at TUL – 8/10/02
2. 11 – vs. PEO – 8/17/02
at RIC – 7/30/01
4. 10 – at CPF – 8/7/02
5. 9 – at TVV – 8/3/02

Most First Downs by Penalty:

1. 4 – at CPF – 8/7/04
at RIC – 7/30/01
3. 2 – at TUL – 8/10/02
at TVV – 8/3/02

Fumbles/Sacks/Penalties

Most Fumbles:

1. 3 – at TUL – 8/10/02
2. 1 – at CPF – 8/7/04
vs. PEO – 8/17/02
at TVV – 8/3/02
at RIC – 7/30/01

Most Fumbles Lost:

1. 1 – at CPF – 8/7/04
vs. PEO – 8/17/02
at TUL – 8/10/02
at RIC – 7/30/01

Most Penalties:

1. 16 – at RIC – 7/30/01
2. 10 – at TVV – 8/3/02
3. 9 – at TUL – 8/10/02
at CPF – 8/7/04
5. 7 – vs. PEO – 8/17/02

Most Penalty Yards:

1. 138 – at RIC – 7/30/01
2. 73 – at TVV – 8/3/02
3. 63 – at CPF – 8/7/04
4. 57 – at TUL – 8/17/02
5. 41 – vs PEO – 8/17/02

Most Sacks By

1. 1 – at CPF – 8/7/04
at TUL – 8/10/02
at TVV – 8/3/02

Individual Postseason Superlatives:

Rushing:

Most Attempts:

1. 10 – Montressa Kirby – at TVV – 8/3/02
2. 8 – Dontae Walker – at CPF – 8/7/04
3. 7 – Montressa Kirby – at TUL – 8/10/02
4. 4 – Jeff Aaron – at CPF – 8/7/04

Most Yards:

1. 35 – Dontae Walker – at CPF – 8/7/04
2. 20 – Herman Bell – at TUL – 8/10/02
3. 15 – Larry Huntington – at TVV – 8/3/02
4. 14 – Montressa Kirby – at TVV – 8/3/02
5. 13 – Jeff Aaron – at CPF – 8/7/04

Most Touchdowns:

1. 4 – Montressa Kirby – at TVV – 8/3/02
2. 7 are tied with 1



Longest Rushing Touchdowns:

1. 10 yds. – Larry Huntington – at TVV – 8/3/02
2. 8 yds. – Montressa Kirby – at TVV – 8/3/02

Passing:

Most Passes Attempted:

1. 35 – Montressa Kirby – vs. PEO – 8/17/02
2. 31 – Montressa Kirby – at TUL – 8/10/02
3. 30 – Chris Windsor – at RIC – 7/30/01
4. 27 – Montressa Kirby – at TVV – 8/3/02
5. 21 – Jeff Aaron – at CPF – 8/7/04

Most Yards Passing:

1. 296 – Montressa Kirby – at TUL – 8/10/02
2. 247 – Montressa Kirby – vs. PEO – 8/17/02
Chris Windsor – at RIC – 7/30/01
4. 222 – Montressa Kirby – at TVV – 8/3/02
5. 144 – Jeff Aaron – at CPF – 8/7/04

Best Completion Percentage:

1. 67.7% – Montressa Kirby – at TUL – 8/10/02
2. 62.9% – Montressa Kirby – at TVV – 8/3/02
3. 60.0% – Montressa Kirby – vs. PEO – 8/17/02
4. 57.1% – Jeff Aaron – at CPF – 8/7/04
5. 51.7% – Chris Windsor – at RIC – 7/30/01

Longest Pass Completion:

1. 45 yds – Montressa Kirby – at TUL – 8/10/02
Montressa Kirby – at TVV – 8/3/02

Receiving:

Most Receptions:

1. 11 – Herman Bell – at TVV – 8/3/02
2. 7 – Herman Bell – vs. PEO – 8/17/02
3. 6 – Cedrick Buchannon – vs. PEO – 8/17/02
Herman Bell – at TUL – 8/10/02
Wayne Thomas – at RIC – 7/30/01

Most Yards Receiving:

1. 147 – Herman Bell – at TVV – 8/3/02
2. 103 – Wayne Thomas – at RIC – 7/30/01

3. 98 – Larry Huntington – at TUL – 8/10/02
4. 91 – Anthony Jordan – at TUL – 8/10/02
5. 82 – Herman Bell – vs. PEO – 8/17/02
Cedrick Buchannon – at RIC – 7/30/01

Most Touchdowns Receiving:

1. 5 – Wayne Thomas – at RIC – 7/30/01
2. 3 – Herman Bell – at TUL – 8/10/02

Kickoff Returns:

Most Kickoff Returns:

1. 7 – Herman Bell – vs. PEO – 8/17/02
2. 4 – Herman Bell – at TVV – 8/3/02
Terrance Harris – at RIC – 7/30/01
4. 3 – Carlos McNeary – at CPF – 8/7/04
5. 2 – Herman Bell – at TUL – 8/10/02

Most Kickoff Return Yards:

1. 124 – Terrance Harris – at RIC – 7/30/01
2. 109 – Herman Bell – vs. PEO – 8/17/02
3. 97 – Carlos McNeary – at CPF – 8/7/04
4. 72 – Herman Bell – at TVV – 8/3/02
5. 16 – Herman Bell – at TUL – 8/10/02

Longest Kickoff Return:

- 52 yds. – Carlos McNeary – at CPF – 8/7/04

Field Goals:

Most Attempts:

1. 2 – Rhett Gallego – at CPF – 8/7/04
Michael Vaughn – vs. PEO – 8/17/02
Michael Vaughn – at TVV – 8/3/02
4. 1 – Brian Holmes – at RIC – 7/30/01

Most Made:

The Steeldogs have never converted a FG in the postseason

Longest Field Goal:

The Steeldogs have never converted a FG in the postseason

Interceptions:

Most Interceptions:

1. 2 – Michael Feagin – at TVV – 8/3/02
2. 1 – Michael Feagin – at TUL – 8/10/02
David Daniel – at TVV – 8/3/02
Cedrick Buchannon – at RIC – 7/30/01

Largest Interceptions Return:

- 16 yds. – Michael Feagin – at TVV – 8/3/02



Year~by~Year Results

2000 Season

Regular-Season Record: 7-9

Finished 5th National Conference

Did Not Make Postseason

Head Coach: Bobby Humphrey

Date	Opponent	Score
3/31	vs. T. Valley	L, 18-59
4/7	vs. Greensboro	W, 18-7
4/22	vs. Pensacola	L, 34-43
4/9	vs. Roanoke	W, 36-34
5/6	at Pensacola	L, 42-69
5/12	at Carolina	L, 24-53
5/19	at Richmond	W, 37-23
5/26	at Jacksonville	L, 38-53
6/2	vs. Tallahassee	W, 86-74
6/9	vs. Arkansas	W, 58-55
6/17	at Tulsa	L, 50-57
6/24	vs. Tulsa	W, 56-45
7/1	at Roanoke	W, 61-43
7/15	at T. Valley	L, 50-61
7/22	at Quad City	L, 21-82
7/29	vs. Quad City	L, 37-67

2001 Season

Regular-Season Record: 12-4

Finished 2nd in National Conf. - S. Central

Lost First Round of Postseason

Head Coach: Bobby Humphrey

Date	Opponent	Score
4/7	at Bossier City	W, 63-57 (OT)
4/14	at Louisville	W, 39-21
4/20	vs. Arkansas	W, 73-46
4/28	vs. T. Valley	L, 42-51
5/5	at Lafayette	W, 60-49
5/12	vs. Peoria	W, 65-42
5/19	at Arkansas	L, 27-60
5/26	at Lincoln	W, 50-49
6/2	vs. Pensacola	W, 57-48
6/8	vs. Columbus	W, 64-14
6/15	vs. Lafayette	W, 75-31
6/23	at Peoria	W, 38-28
6/29	vs. Baton Rouge	W, 69-48
7/7	at T. Valley	L, 48-52
7/14	at Baton Rouge	L, 36-68
7/21	vs. Memphis	W, 67-39
Playoffs		
7/30	at Richmond	L, 60-67

2002 Season

Regular-Season Record: 11-5

Finished 2nd in National Conf - South

Lost National Conference Championship

Head Coach: Bobby Humphrey

Date	Opponent	Score
4/6	at Tulsa	L, 42-55
4/12	vs. Mobile	W, 47-26
4/20	at Pensacola	W, 70-40
4/27	vs. Columbus	W, 69-26
5/3	at Florida	W, 49-31
5/11	vs. Pensacola	W, 48-40
5/18	at T. Valley	L, 20-45
6/1	vs. Bossier City	W, 47-35
6/7	vs. Louisville	W, 45-32
6/15	at Columbus	W, 50-31
6/22	vs. Macon	L, 61-71
6/28	vs. Arkansas	L, 44-45 (OT)
7/5	at Mobile	W, 53-24
7/13	vs. T. Valley	L, 44-53
7/20	at Macon	W, 48-46
7/27	at Louisville	W, 77-34
Playoffs		
8/3	at T. Valley	W, 65-51
8/10	at Tulsa	W, 53-34
8/17	vs. Peoria	L, 33-79

2003 Season

Regular-Season Record: 7-9

Finished 4th in American Conf. - South

Did Not Make Postseason

Head Coach: Bobby Humphrey

Date	Opponent	Score
4/4	vs. Cincinnati	W, 63-33
4/11	vs. Bossier City	W, 57-43
4/19	at Macon	L, 29-49
4/26	at Charleston	L, 37-38
5/3	at Florida	W, 38-35 (OT)
5/10	vs. Louisville	L, 37-40
5/23	at Albany	L, 47-56
5/31	vs. Macon	W, 63-37
6/6	vs. Columbus	W, 56-40
6/14	at Memphis	W, 51-36
6/21	vs. T. Valley	L, 35-54
6/28	at T. Valley	L, 58-60
7/5	at Arkansas	W, 55-54
7/12	at Columbus	L, 42-43
7/19	vs. Florida	L, 35-57
7/26	vs. Arkansas	L, 32-41

2004 Season

Regular-Season Record: 10-6

Finished 2nd in American Conf. - South

Lost First Round of Postseason

Head Coach: Bobby Humphrey

Date	Opponent	Score
3/27	at Bossier City	L, 41-63
4/10	vs. Memphis	W, 44-27
4/17	at Arkansas	W, 56-40
4/23	vs. Columbus	W, 77-45
5/8	vs. Macon	W, 55-27
5/14	vs. Florida	W, 55-34
5/21	at Manchester	W, 52-49
5/29	vs. T. Valley	W, 36-30 (OT)
6/5	at Columbus	L, 42-44
6/12	vs. Green Bay	W, 56-54
6/19	at T. Valley	L, 64-67
6/26	vs. Rio Grande	W, 59-58
7/10	at Florida	L, 28-55
7/17	at Quad City	L, 22-55
7/24	vs. Peoria	L, 42-46
7/31	at Macon	W, 50-31
Playoffs		
8/7/04	at Cape Fear	L, 53-54

2005 Season

Regular-Season Record: 2-14

Finished 5th in American Conf. - South

Did Not Make Postseason

Head Coach: Bobby Humphrey

Date	Opponent	Score
4/9	vs. San Diego	L, 57-58
4/14	at Macon	L, 50-67
4/23	vs. Memphis	L, 24-60
4/30	at Louisville	L, 46-48
5/7	vs. S. Georgia	L, 49-69
5/14	at San Diego	L, 44-77
5/21	at Arkansas	L, 60-61
5/28	vs. Green Bay	W, 55-26
6/4	at Florida	L, 40-56
6/11	vs. Louisville	L, 61-69
6/18	at Memphis	L, 32-62
6/24	at Green Bay	L, 41-69
7/9	vs. Macon	L, 51-68
7/16	at S. Georgia	W, 23-20
7/23	vs. Arkansas	L, 42-55
7/30	vs. Florida	L, 27-28



All-Time Team and Individual Highs

BIRMINGHAM TEAM GAME HIGHS

RUSHES-	19	vs. Greensboro (4/7/00)
YARDS RUSHING-	70	vs. Bossier City (6/1/02)
YARDS PER RUSH-	6.8	vs. Mobile (4/12/02)
RUSHING TD'S-	5	at Tenn. Valley (8/3/02) at Louisville (4/30/05)
PASSING ATTPTS-	53	vs. Quad City (7/29/00)
PASSING COMP-	31	at Tenn. Valley (6/28/03)
YARDS PASSING-	387	at Tenn. Valley (6/28/03)
YARDS PER PASS-	15.4	vs. Rio Grande Valley (6/26/04)
PASSING TD'S-	8	vs. Arkansas (6/9/00) at Bossier (4/7/01) vs. Baton Rouge (6/29/01) vs. Quad City (7/29/00)
TOTAL PLAYS-	57	vs. Quad City (7/29/00)
TOTAL OFFENSE-	380	at Tenn. Valley (6/28/03)
YARDS PER PLAY-	11.7	vs. Columbus (6/8/01)
POINTS-	86	vs. Tallahassee (6/2/00)
FIRST DOWNS-	31	at Richmond (5/19/00)
PENALTIES-	16	at Tenn. Valley (5/18/02)
PENALTY YARDS-	115	at Macon (4/19/03)
TURNOVERS-	7	at Pensacola (5/6/00)
SACKS BY-	4	Last: vs. Green Bay (5/21/04)
INTS BY-	6	vs. Lafayette (6/15/01)

BIRMINGHAM INDIVIDUAL GAME HIGHS

RUSHES-	17	Chris Windsor at Richmond (5/19/00)
YARDS RUSHING-	42	Chris Windsor at Richmond (5/19/00)
TD RUSHES-	4	Montressa Kirby at Tenn. Valley (8/3/02)
LONGEST RUSH-	37	Montressa Kirby vs. Bossier City (6/1/02)
PASS ATTEMPTS-	49	Chris Windsor vs. Quad City (7/29/00)
PASS COMP-	31	Josh Kellett at Tenn. Valley (6/28/03)
YARDS PASSING-	417	Josh Kellett at Tenn. Valley (6/28/03)
TD PASSES-	8	Chris Windsor: 3 times, last: at Richmond (7/30/01)
LONGEST PASS-	49	Montressa Kirby vs. Macon (6/22/02) Roger Linn vs. Louisville (6/11/05)
RECEPTIONS-	14	Wayne Thomas vs. Roanoke (4/29/00)
YARDS RECEIVING-	223	Wayne Thomas vs. Baton Rouge (6/29/01)
TD RECEPTIONS-	7	Wayne Thomas vs. Baton Rouge (6/29/01)
LONGEST REC-	49	Anthony Jordan vs. Macon (6/22/02) Devlon Holmes vs. Louisville (6/11/05)
FIELD GOALS-	4	Rhett Gallego at Florida (5/3/03)
LONGEST FG-	47	Rhett Gallego at Florida (5/3/03)
LONGEST MFG RTN-	56	Terrance Harris vs. Columbus (4/27/02)
LONGEST KO RTN-	59	Terrance Harris at Peoria (6/23/01)
TACKLES-	12	Terrance Harris vs. Arkansas (4/20/01)
SACKS-	3	William Mayes at Lafayette (5/5/01), at Memphis (6/14/03)
INTERCEPTIONS-	3	Anthony Jordan vs. Macon (5/8/04)

OPPONENT TEAM GAME HIGHS

RUSHES-	19	at Jacksonville Tomcats 5/26/00
		vs. Florida Firecats 7/19/03
YARDS RUSHING-	90	at Baton Rouge Blaze 7/14/01
YARDS PER RUSH-	9.0	vs. Memphis Xplorers 4/23/05
RUSHING TD'S-	6	at Jacksonville Tomcats 5/26/00
PASSING ATTPTS-	55	vs. Arkansas Twisters 6/9/00
PASSING COMP-	33	vs. Tallahassee Thunder 6/2/00
YARDS PASSING-	457	vs. Tallahassee Thunder 6/2/00
YARDS PER PASS-	12.5	at Quad City 7/22/00
PASSING TD'S-	9	at Quad City 7/22/00 at San Diego Riptide 5/14/05 vs. Louisville Fire 6/11/05 vs. Columbus Wardogs 6/8/01 vs. Tallahassee Thunder 6/2/00
TOTAL PLAYS-	59	at Quad City 7/22/00
TOTAL OFFENSE-	461	at Quad City 7/22/00
YARDS PER PLAY-	10.4	at Quad City 7/22/00
POINTS-	82	at Quad City 7/22/00
FIRST DOWNS-	25	at Richmond Speed 5/19/00 vs. Louisville Fire 6/11/05 vs. Louisville Fire 6/7/02 vs. Macon Knights 5/31/03
PENALTIES-	17	vs. Louisville Fire 6/7/02
PENALTY YARDS-	167	vs. Louisville Fire 6/7/02
TURNOVERS-	7	vs. Lafayette Roughnecks 6/15/01
SACKS BY-	6	at Richmond Speed 5/19/00
INTS BY-	5	at Pensacola Barracudas 5/6/00

INDIVIDUAL GAME HIGHS

RUSHES-	12	Steve Gorrie, at Florida (6/4/05)
YARDS RUSHING-	93	Leonard Holmes, vs. Baton Rouge (6/14/01)
TD RUSHES-	5	Fred Lester, at Jacksonville (5/26/00)
LONGEST RUSH-	43	Brian Foulks, vs. Greensboro (4/7/00)
PASS ATTEMPTS-	55	Jon Nielsen, vs. Arkansas (6/9/00)
PASS COMP-	33	Shane Stafford, vs. Tallahassee (6/2/00)
YARDS PASSING-	459	Shane Stafford, vs. Tallahassee (6/2/00)
TD PASSES-	9	Last-Matt Sauk, vs. Louisville (6/11/05)
LONGEST PASS-	48	Matt Sauk, at Louisville (4/30/05)
RECEPTIONS-	15	Kevin Williams, vs. Arkansas (6/28/02)
YARDS RECEIVING-	216	Chris Johnson, at Macon (4/14/05)
TD RECEPTIONS-	5	Last- Rob Mager, vs. Louisville (6/11/05)
LONGEST REC-	48	Rob Mager, at Louisville (4/30/05)
FIELD GOALS-	3	Last- Kimo Naehu, vs. San Diego (4/9/05)
LONGEST FG-	58	Todd Latourette, Tenn. Valley (5/18/02)
LONGEST MFG RTN-	50	Donald Richard, Lafayette (5/5/01)
LONGEST KO RETURN-	58	Last-Brent Holmes, at Green Bay (6/24/00)
TACKLES-	10	Last-Roy Stabler, Baton Rouge (6/29/01)
SACKS-	3	Last-Khreem Smith, vs. Memphis (4/23/00)
INTERCEPTIONS-	2	Last-David Crocker, at Green Bay (6/24/05)



The Last Time the Steeldogs...

Returned a kickoff for a touchdown:

Detronn Harris had a 54-yard KOR TD against Florida on June 4, 2005 at Florida. Birmingham lost 56-40.

Opponent returned a kickoff for a touchdown:

Brent Holmes recorded a 58-yard KOR for a touchdown on June 24, 2005 at Green Bay. The Blizzard won 69-41.

Returned a field goal for a touchdown:

Cedrick Buchannon returned a missed FG 50 yards for a score on June 28, 2002 against Arkansas at Birmingham. The Twisters won 45-44.

Opponent returned a field goal for a touchdown:

Florida's Desmond Washington returned a missed FG 48 yards for a score on July 30, 2005 in Birmingham. Florida won 28-27.

Returned an interception for a touchdown:

Dre Fulgham returned an INT 37 yards for a score against Arkansas on July 23, 2005 in Birmingham. The Twisters won 55-42.

Opponent returned an interception for a touchdown:

Florida's Cainon Lamb returned an INT 6 yards for a score on July 30, 2005 at Birmingham. Florida won 28-27.

Returned a fumble for a touchdown:

Terrance Harris returned a fumble 18 yards for a score on July 30, 2005 against Florida at Birmingham. The Firecats won 28-27.

Opponent returned a fumble for a touchdown:

Arkansas' Bryan Douzart returned a fumble 5 yards for a score on July 23, 2005 at Birmingham. The Twisters won 55-42.

Recorded a safety:

Milas Randle forced a safety against Macon on July 9, 2005 at Birmingham. Macon won 68-51.

Opponent recorded a safety:

Macon's Damien Purse forced a safety on July 9, 2005 at Birmingham. The Knights won 68-51.

Shutout an opponent in a quarter:

Birmingham shutout Florida in the second quarter on July 30, 2005 at Birmingham. Florida won 28-27.

Opponent shutout Birmingham in a quarter:

Florida shutout Birmingham in the third quarter on July 30, 2005 at Birmingham. Florida won 28-27.

Birmingham shutout an opponent in a half:

Birmingham shutout Florida in the first half on July 30, 2005 at Birmingham. Florida won 28-27.

Opponent shutout Birmingham in a half:

Memphis shutout Birmingham in the first half on June 18, 2005 at Memphis. Memphis won 62-32.

Blocked an extra point:

Larry Paul blocked Macon kicker Wesley Wilson's PAT attempt on April 14, 2005 at Macon. Macon won 67-50.

Opponent blocked an extra point:

Arkansas' Clay Arnold blocked Vinny Cirrincione's PAT attempt on May 21, 2005 at Arkansas. The Twisters won 61-60.

Blocked a field goal attempt:

David Daniel blocked South Georgia kick Wes Virgilio's FG attempt on July 16, 2005 at South Georgia. The Steeldogs won 23-20.

Opponent blocked a field goal attempt:

Memphis' Khreem Smith blocked Alex Walls' 55-yard FG attempt on June 18, 2005 at Memphis. The Xplorers won 62-32.

Had 500 all-purpose yards:

Birmingham rolled up 569 all-purpose yards on June 24, 2005 at Green Bay. The Blizzard won 69-41.



OS Detronn Harris returns a kickoff for a touchdown versus San Diego on April 9, 2005. Harris led the team in all-purpose yards during the 2005 season.

**Opponent had 500 all-purpose yards:**

Green Bay had 516 all-purpose yards on June 24, 2005 at Green Bay. The Blizzard won 69-41.

Had 600 all-purpose yards:

Birmingham has never reached the 600 yard plateau.

Opponent had 600 all-purpose yards:

Tallahassee racked up 630 all-purpose yards on June 2, 2000 at Birmingham. The Steeldogs won 86-74.

Passed for 350 yards:

Josh Kellett had 387 yards on 31 completions on June 28, 2003 at Tennessee Valley. The Vipers won 60-58.

Opponent passed for 350 yards:

Green Bay's Chris Greisen threw for 375 yards on 24 completions on June 12, 2004 at Birmingham. The Steeldogs won 56-54.

Passed for 400 yards:

Birmingham quarterbacks have never passed for 400 yards

Opponent passed for 400 yards:

Tennessee Valley's Matt Sauk passed for 401 yards on 28 completions on July 7, 2001 at Tennessee Valley. The Vipers won 52-48.

Opponent passed for 450 yards:

Tallahassee's Shane Stafford threw for 459 yards on 33 completions on June 2, 2000 at Birmingham. The Steeldogs won 86-74.

Rushed for 70 yards:

Birmingham accumulated 71 rushing yards on 11 carries against San Diego on April 9, 2005 at Birmingham. The Riptide won 58-57.

Opponent rushed for 90 yards:

Baton Rouge piled up 90 rushing yards on 18 carries on July 14, 2001 at Baton Rouge. The Blaze won 68-36.

Rushed for 60 yards:

Birmingham racked up 65 yards on 12 carries against South Georgia on July 18, 2005. The Steeldogs won 23-20.

Opponent rushed for 60 yards:

Arkansas compiled 66 yards on 16 carries on July 5, 2003 at Arkansas. The Steeldogs won 55-54.

Rushed for 50 yards:

Birmingham piled up 51 rushing yards on 14 carries against Macon on April 14, 2005. Macon won 67-50.

Opponent rushed for 50 yards:

Florida rolled up 50 rushing yards on 16 carries on June 4, 2005 at Florida. The Firecats won 56-40.

Had less than 250 all-purpose yards:

Birmingham compiled 233 yards against Florida on July 30, 2005 at Birmingham. Florida won 28-27.

Opponent had less than 250 all-purpose yards:

Memphis accumulated 236 yards on June 18, 2005 at Memphis. The Xplorers won 62-32.

Passed for less than 100 yards:

The Steeldogs netted only 97 pass yards against Quad City on July 17, 2004 at Quad City. The Steamwheelers won 56-22. QB Jeff Aaron officially threw for 103 yards but a loss credited to the team dropped the net total to 97.

Opponent passed for less than 100 yards:

Tennessee Valley threw for only 93 yards on May 18, 2002 at Tennessee Valley. The Vipers won 45-20. QB Wes Counts threw for 109 yards officially, but a 16-yard loss was also credited to the team.

Rushed for negative yardage:

Birmingham finished with minus 24 yards rushing on 6 carries against Quad City on July 17, 2004 at Quad City. The Steamwheelers won 56-22.

Opponent rushed for negative yardage:

South Georgia finished with minus 3 yards on 6 carries on May 7, 2005 at Birmingham. The Wildcats won 69-49.

Had 250 kickoff return yards:

Birmingham racked up 297 KOR yards on 9 returns against Macon on June 22, 2002 at Birmingham. Macon won 71-61.

Opponent had 250 kickoff return yards:

Arkansas compiled 265 yards on 7 returns on May 21, 2005 at Arkansas. Arkansas won 61-60.

Scored 80 points in a game:

Birmingham defeated Tallahassee 86-74 on June 2, 2000 at Birmingham. It is the highest point total in team history.



Opponent scored 80 points in a game:

The Quad City Steamwheelers defeated Birmingham 82-21 on July 22, 2000 at Quad City. It is the highest point total ever allowed by the Steeldogs.

Scored 70 points:

Birmingham defeated Columbus 77-45 on April 23, 2004 at Birmingham.

Opponent scored 70 points:

San Diego defeated Birmingham 77-44 on May 14, 2005 in San Diego.

Recorded 5 or more sacks:

The Steeldogs racked up 5 sacks for a loss of 72 yards against Lafayette on May 5, 2001 at Birmingham. The Steeldogs won 75-31.

Opponent had 5 or more sacks:

Memphis sacked Birmingham 5 times on April 23, 2005 at Birmingham. Memphis won 60-24.

Recorded 5 or more turnovers:

Birmingham lost 2 fumbles and threw 4 INTs against Green Bay on June 24, 2005. The Blizzard won 69-41.

Opponent recorded 5 or more turnovers:

Florida lost 2 fumbles and threw 3 INTs on July 30, 2005 at Birmingham. The Firecats won 28-27.

Recorded 100 or more penalty yards:

Birmingham was penalized for 113 yards against Tennessee Valley on June 21, 2003 at Birmingham. The Vipers won 54-35.

Opponent recorded 100 or more penalty yards:

Arkansas was penalized for 133 yards on May 21, 2005 at Arkansas. The Twisters won 61-60.



QB Ray Nelson's 41 rushing yards in his first start against the San Diego Riptide on April 9, 2005 gives him the second-highest single game rushing total in team history.



All-Time Roster

No.	Name	Pos.	College	Years Plyd					
10	Aaron, Jeff	QB	UAB	2003-04	5, 2	Harris, Terrance	DS	Lambuth	2001-05
10	Ajiodo, Emmanuel	WR/DB	Paul Qn.	2005	42,48	Harrison, Tommy	FB/LB	UAB	2000-02
6	Ajigbeda, Segun	FB/LB	Ark. St.	2003-04	33, 9	Haugabrook, Brian	WR/LB	Florida	2003-04
48	Alexander, Shaun	FB/LB	UAB	2000-01	82	Henson, Jimmi	OL/DL	Jville St	2002-04
4	Anderson, Johnny	WR/DB	N/A	2001-02	3,4,14	Hill, Eldrick	DS	Ala St.	2002-05
					9	Holmes, Aryvia	OS	Samford	2003
					1,3	Holmes, Brian	K	Samford	2001-02
12	Balazik, Brian	QB	So. Miss	2005	78	Hoyt, Jermaine	OL/DL	Jville St.	2003
10, 4	Bell, Herman	WR/DB	Jville St	2002-05	1	Huntington, Larry	WR/LB	Miss. St	2002-05
28	Blackmon, Donald	WR/DB	UAB	2000	33	Hutchins, Larry	WR/LB	Ky Wslyn	2003
8	Blevins, Anthony	CB	UAB	2000					
48	Billings, Patrick	FB/LB	Stillman	2005	77	Ingram, Tarrence	OL/DL	Fla A&M	2002
27	Bishop, Fred	WR/DB	Samford	2000					
85	Birl, Howard	OL/DL	Tuskegee	2000	2,10	Jackson, Johnathan	WR/LB	W. Ala	2001-03
60	Black, Floyd	OL/DL	Harding	2005	99	Jackson, Kamau	FB/LB	Miss. St	2005
80	Branch, Robert	OL/DL	Stillman	2003	6	Jackson, Quincy	WR/LB	Alabama	2004
3	Brooks, Scott	K	Jville St	2002	77	Johnson, Troy	OL/DL	LSU	2004-05
96	Brumbaugh, Jimmy	OL/DL	Auburn	2003	78	Jones, Rodney	OL/DL	UAB	2003
29, 10	Buchannon, Cedrick	WR/DB	UAB	2000-03	22,87	Jordan, Anthony	WR/LB	Samford	2000-04
90	Bush, Marlon	OL/DL	UAB	2004					
					8	Kellett, Josh	QB	Samford	2003
14	Campbell, Ty	QB	Bethel	2001	82	King, Reginald	OL/DL	UAB	2001
3	Carter, Demontray	WR/DB	Troy St	2003-04	40	King, Scott	FB/LB	UAB	2001
18	Chatman, Telford	QB	Arkansas	2002	19	Kirby, Montressa	WR/DB	Jville St.	2001-02
19	Cirrincone, Vinny	K	N/A	2005					
4	Clark, Jonathan	WR/DB	Samford	2003	44	Lane, Ezra	FB/LB	Ala St	2000
99,96,18	Cloud, Derrick	OL/DL	Miles	2004-05	98	Lewis, James	OL/DL	UAB	2000-05
14	Cole, Chris	WR/DB	C. Okla.	2005	18, 12	Linn, Roger	QB	ArkPB	2004-05
14	Coleman, Percy	WR/DB	UAB	2003	77	Logan, Terrie	OL/DL	Fla A&M	2003
99	Corhen, Bryan	OL/DL	Ga. Tech	2002					
99	Crosby, Undrae	OL/DL	UAB	2003	2	Mainor, Keon	DS	Morehouse	2005
56	Crusoe, Maurice	OL/DL	Miles	2000	86	Major, Michael	OL/DL	Sav. St	2005
3	Cunningham, Brian	K	Alabama	2002	82	Malone, James	OL/DL	UAB	2005
					56	Mason, Erskin	FB/LB	Taft	2000
88	Daniel, David	OL/DL	Alabama	2002-05	85	Mayer, William	OL/DL	La Tech	2001-03
64	Daniels, Dwayne	OL/DL	Cent St	2000	85	Meredith, Dion	OL/DL	Morris Brn	2005
77	Dawson, Ja Ja	OL/DL	CSU (Ohio)	2000-01	40	McClintock, Dustin	FB/LB	Alabama	2003
37	Dollerson, Terry	FB/LB	UAB	2001	4	McNeary, Carlos	WR/DB	Bethel	2004
					63	Mitchem, Wes	OL/DL	Jville St.	2000
41	Edwards, Chris	FB/LB	Alabama	2000	64,96	Moore, Jimmy	OL/DL	SC State	2000-03
58	Eggleston, Chris	OL/DL	Memphis	2002	33	Morgan, Paul	FB/LB	Vanderbilt	2001-02
9	Ellington, Thomas	WR/LB	Tenn. St.	2000	85	Morgan, Sterrick	OL/DL	UAB	2000
22	Ellison, Darius	DS	UTEP	2005	40	Myles, RaJohn	FB/LB	UAB	2004
48	Epkins, Patrick	FB/LB	Troy St.	2004					
12	Evans, Kenton	QB	Tenn. St.	2004	19	Oden, Desmond	WR/DB	UAB	2001
14	Foster, Chris	WR/DB	SH St.	2001					
8	Feagin, Michael	DS	Alabama	2002	80	Pahulu, Alex	OL/DL	N. Texas	2005
7	Fulgham, Dre	WR/LB	Alabama	2005	8	Paul, Larry	FB/LB	UNA	2005
					3	Palazzo, Brad	K	Tulane	2002
14	Gallahan, Tim	QB	Jville St.	2005	14	Perry, James	QB	Brown	2001
19	Gallego, Rhett	K	UAB	2003-04	37	Perry, TJ	DS	M'head St	2003
14	Griffith, Julius	DS	Miss. St	2003	96,58	Phillips, Eugene	OL/DL	Ga So.	2004
					37,11	Pogue, Alphonso	DS	Ala St	2000-01
90	Hannah, Jeff	OL/DL	UAB	2001-02	65	Poole, Robert	OL/DL	Tenn.	2000
8, 9	Harris, Detronn	OS	W. Ga	2004-05	78	Powell, Ozell	OL/DL	Ala	2001-02

Steeldogs Football 2006



3	Powers, Jason	K	UAB	2002	6	Thompson, Mo	WR/DB	West Ala.	2000
44	Ramsey, Tawfiq	FB/LB	Sav. St	2005	77	Toguchi, Masanori	OL/DL	Wake Forest	2003
11	Randle, Milas	WR/LB	Miss St	2005	3	Trone, Adlai	DS	Auburn	2000-01
29	Reed, Gary	WR/LB	Samford	2003	80	Turner, Jerry	OL/DL	Tenn. Tech	2001-02, 04
12	Ricks, Thomas	QB	Southern	2005	73	Tyner, Matt	OL/DL	New Mexico	2000
11	Ridley, Robbie	DS	Albany St.	2001	18	Vaughn, Michael	K	Bentley	2002
7	Robison, Ted	QB	CalPoly St	2000		Wada, Hideaki	WR/DB	Kokushikan	2005
2	Roe, Quincy	DS	Kansas	2003	78	Waddell, Bennitte	OL/DL	Tuskegee	2004
86	Rogers, Kendrick	OL/DL	Ala A&M	2005	33, 48	Walker, Dontae	FB/LB	Miss State	2004
11,9	Ross, Ernest	WR/DB	UAB	2001-02	19	Walls, Alex	K	Tennessee	2005
75,99	Rowan, Jackie	OL/DL	Ala St	2000-02	37	Warner, Avery	DS	UAB	2003
37	Royal, Erwin	DS	Stillman	2003	6	Washington, Dejuan	FB/LB	La Tech	2000-02
75	Scott, Douglas	OL/DL	Kutztown	2000	29	Watson, Derrick	DS	Jcksn St	2004
18	Sears, Corey	FB/LB	Troy	2003	21	Wells, Nathan	WR/DB	UAB	2000
40	Sigler, Kelvin	DS	Alabama	2002	2	Williams, George	DS	Mars Hill	2004-05
1	Simmons, Eric	K		2000	11	Williams, Troy	QB	We Ala	2000
46	Smith, Taalib-Din	FB/LB	N.C. A&T	2005	90	White, Deon	OL/DL	Jville St.	2005
5	Stanley, Steve	WR/DB	Alabama	2000	12	Windsor, Chris	QB	So Miss	2000-01, 03
1	Stewart, Brandon	K	Kent/Hiram	2000	18	Zow, Andrew	QB	Alabama	2004-05
2	Thomas, Wayne	OS	Miles College	2000-02					

Big League Steeldogs

The following is a list of former Steeldogs' players who have advanced to the Arena Football League, the Canadian Football League and the National Football League.

NFL

Brian Holmes	K	Atlanta, Tennessee
Brian Haugabrook	WR	Cleveland
Detronn Harris	WR	Carolina

CFL

Brian Holmes	K	British Columbia, Ottawa
Aryvia Holmes	WR	Montreal
Bennitte Waddell	OL	British Columbia

AFL

Jerry Turner	DL	Las Vegas
Herman Bell	WR	Detroit, Orlando, Colorado, L.V.
William Mayes	DL	Las Vegas
Ernest Ross	WR	Detroit
Detronn Harris	WR	Georgia, Nashville



WR/DB Brian Haugabrook played in Birmingham during the 2003-04 seasons. He became one of three Steeldogs players to sign with an NFL team.



Outfitting the Steeldogs



2000




2001



2002


Here's a pictorial timeline of the Steeldogs home uniforms from each season since the inaugural game...



2003



2004



2005



The League



af2 Directory

2006 af2 PR DIRECTORY				
af2 LEAGUE OFFICE		PHONE	FAX	E-MAIL
Marc Lestinsky	Director, Media Services	773.444.1090	773.444.1010	mlestinsky@arenafootball.com
TEAM	PR DIRECTOR			
Albany Conquest	Jonathan Scherzer	518.487.2249	518.487.2228	jonica@albanyriverrats.com
Amarillo Dusters	Warren McCarty	806.322.7277	806.322.5425	warren@dustersfootball.com
Arkansas Twisters	Jake Hatley	501.907.2330	501.907.2327	jhatley@arkansastwisters.com
Bakersfield Blitz	Paul Press (GM/Owner)	661.377.2548	661.377.2552	pressp@bcsd.com
Birmingham Steeldogs	Matt Hooper	205.458.8833	205.458.8489	mhooper@steeldogs.com
Bossier-Shreveport Battle Wings	Brian Lambert - temp.	318.746.8755	318.746.8768	brianlambert@battlewings.com
Central Valley Coyotes	TBA	559.263.9780	559.263.9786	
Everett Hawks	Charlie Klein	425.252.4874	425.252.8982	cklein@everethawks.com
Florida Firecats	Dave Parks	239.390.2287	239.390.2286	mediarelations@floridafirecats.com
Green Bay Blizzard	Elvis Alhorn	920.405.1264	920.405.1221	elvis@greenbayblizzard.com
Louisville Fire	Adam Luken	502.368.0009	502.368.4006	adam@louisvillefirefootball.com
Macon Knights	Matthew Eubanks	478.471.5004	478.314.3001	meubanks@maconknights.com
Manchester Wolves	Karl-Sven Bertelmann	603.627.9653	603.625.9419	kbertelmann@manchestervolves.com
Memphis Xplorers	Jim Erickson	662.342.1755	662.342.1156	jim@riverkings.com
Oklahoma City Yard Dawgz	Jeanette Owusu	405.228.3294	405.231.5425	jowusu@okcyarddawgz.com
Quad City Steamwheelers	Mike Bawden - PR firm	563.359.8423	563.355.3633	mike@bawdenlareaupr.com
Rio Grande Valley Dorados	Rich Bocchini	956.843.5656	956.843.6644	media@killerbeehockey.com
South Georgia Wildcats	Ryan Nicodemus	229.435.0205	229.435.0272	rniodemus@southgawildcats.com
Spokane Shock	Kevin Maloney	509.242.7462	509.926.1075	kmaloney@spokaneshock.com
Stockton Lightning	Mike Benton	209.373.1500	209.373.1525	mbenton@stocktonthunder.com
Tennessee Valley Vipers	Ashley Balch	256.518.6142	256.518.6164	abalch@hsvsports.com
Tulsa Talons	Allison Webb	918.294.1000	918.307.2914	allison@tulsatalons.com
Wilkes-Barre/Scranton Pioneers	Natalie Scarantino	570.208.5812	570.208.9933	media@wbspioneers.com

af2 Team Map



- A PROUD MEMBER OF THE ARENA FOOTBALL FAMILY -





af2 Quick Facts

Season: Seventh – begins March 30

Official Web site: www.af2.com

arenafootball2 League office

8700 W. Bryn Mawr, Suite 120 S

Chicago, IL 60631

Telephone: (773) 444-1002

Fax: (773) 444-1012

President: Jerry Kurz

Teams (23):

Albany Conquest (Pepsi Arena – 13,901)

Amarillo Dusters (Amarillo Civic Center – 4,870)

Arkansas Twisters (ALLTEL Arena – 16,508)

Bakersfield Blitz (Rabobank Arena – 9,000)

Birmingham Steeldogs (Birmingham-Jefferson Civic Center – 16,000)

Bossier-Shreveport Battle Wings (Century Tel Center – 12,500)

Central Valley Coyotes (Selland Arena – 8,911)

Everett Hawks (Everett Events Center – 8,300)

Florida Firecats (Germain Arena - 7,128)

Green Bay Blizzard (Resch Center – 7,995)

Louisville Fire (Freedom Hall – 15,646)

Macon Knights (Macon Coliseum – 7,182)

Manchester Wolves (Verizon Wireless Arena – 9,650)

Memphis Xplorers (DeSoto Center – 8,444)

Oklahoma City Yard Dawgz (Ford Center – 17,884)

Quad City Steamwheelers (The Mark of the Quad Cities – 9,437)

Rio Grande Valley Dorados (Dodge Arena – 5,500)

South Georgia Wildcats (Albany Civic Center – 8,034)

Spokane Shock (Spokane Arena – 9,909)

Stockton Lightning (Stockton Arena – 10,117)

Tennessee Valley Vipers (Von Braun Center – 6,642)

Tulsa Talons (Tulsa Convention Center – 7,111)

Wilkes-Barre/Scranton Pioneers (Wachovia Arena at Casey Plaza – 7,950)

Schedule: 184 Regular Season Games (March 30-July 29, 2006)

Playoffs: Six teams from each the American and National Conference qualify for the playoffs. The six qualifying teams in each conference consist of the two division champions and four Wild Cards, determined by best overall record. Seeding in each conference is based on overall record, with the top two seeds in each conference reserved for the division champions, regardless of record. In the First Round (August 4-6), the two division winners in each conference receive a bye. The top-seeded Wild Card team hosts the lowest-seeded Wild Card team, while the No. 2 seeded Wild Card team hosts the No. 3 seeded Wild Card team. In the Second Round (August 11-13), the division winners who had byes in the First Round host the winners from the First Round. The top seeded division champion plays the lowest seeded team advancing from the First Round, while the second-seeded division winner plays the other winner from the First Round. The winners of the Second Round will meet for the Conference Championships on the weekend of August 18-20. For this round seeding no longer matters, meaning the team with the better overall record hosts the Conference Championship. The winners of the Conference Championships face off in the 2006 ArenaCup on August 26 or 27 at the CenturyTel Center in Shreveport, La.

Tiebreaking Procedures

If, at the end of the regular season, two or more clubs in the same division are tied with identical won-lost percentages, the following steps will be taken to determine rank.

Two Clubs

1. Head-to-head (best won-lost percentage in games among clubs).
2. If teams split head-to-head games, the next tiebreaker will be the point

differential in those two games.

3. Best won-lost percentage in common games, if applicable
4. Strength of schedule (strength up).

Three or More Clubs

If two clubs remain tied after a third club is eliminated during any step, tiebreaker reverts to step 1 of the two-club format.

If one team wins multiple-team tiebreaker to advance to playoff round, remaining teams revert to step 1 of the two-club format.

All teams must have played head-to-head for step 1 to be utilized in a multiple-team tie.

1. Head-to-head (best won-lost percentage in games among clubs).
2. Best won-lost percentage in common games, if applicable.
3. Strength of schedule (strength up).
4. Coin flip.

Roster Limits

Teams are prohibited, from the first day the league allows the assignment of a player until the first league-sanctioned cutdown date, from having more than 35 players on their rosters. Players on the following lists will be considered eligible to be counted for the 35-man roster: active list, injured reserve, suspended list, left squad, refused to report and physically unable to perform. Teams will be required to reduce their active lists to 19-players by 2:00 p.m. (CST) on the Monday preceding the first weekend of the regular season. The 19-player active list will remain in effect for the remainder of the regular season. In the playoffs and ArenaCup, teams may have a 20-man active roster. Each team will maintain a 19-man active and a three-man taxi-squad roster during the regular season. Every club must dress 19 players for each game.

International Players

Teams are allowed an additional two international players on the inactive roster, and may have 20 players on the active roster if one player is of international status.

Waivers

Teams may not re-assign a player during the period beginning at 12:01 a.m. (CST) following that team's final game and ending at 12:01 a.m. (CST) on the first day of the assigning period.

Trades

A trade is a transaction involving two or more teams resulting in the exchange of rights of a player(s). At no time may cash be involved in any trade. The "Trade Period" will begin on the Monday following the ArenaCup — and will end at 4:00 PM (CT) on the Wednesday at the mid-point in the season (May 31, 2006). Future considerations must be completed by 4:00 pm (CT) on July 1, 2006. Upon reporting to his new team, each traded player must pass the physical given by his new team. Failure to pass the physical and/or failure to report will nullify the trade.

Reserve Lists

The reserve list of each team consists of the following categories: retired, refused to report, left squad, injured reserve, injured exemption, League suspended, team suspended, exemptions, international and physically unable to perform.

Injured Reserve

A player who is placed on the short-term injured reserve list must be deactivated for a minimum of two (2) weeks. Preseason weeks will not count against that total. A player placed on long-term injured reserve must be deactivated for a minimum of 30 days. Teams activating players from their injured reserve list must do so no less than 24 hours prior to that team's game.



RULES OF THE GAME

THE FIELD

An indoor padded surface 85-feet wide and 50-yards long with eight-yard end zones.

Goal posts are nine-feet wide with a crossbar height of 15 feet (NFL goal posts are 18-1/2-feet wide with the crossbar at 10 feet).

The goal-side rebound nets are 30-feet wide by 32-feet high. The bottoms of the nets are eight feet above the ground.

Sideline barriers are 48-inches high and made of high-density foam rubber.

THE EQUIPMENT

The official football is the same size and weight as the National Football League ball. Each ball is manufactured by Spalding, a division of Russell Corporation.

THE PLAYERS AND FORMATIONS

Eight players on the field; 19-man active roster; 3-man inactive roster.

Players play offense and defense with the exception of the kicker, quarterback, offensive specialist (the kick returner on defense) and two defensive specialists. Substitution: All non-specialists may substitute only once during each quarter. Four (4) offensive players must line up on the line of scrimmage.

Three (3) defensive players must be down linemen (in a three- or four-point stance). One linebacker may blitz on either side of the center. Alignment is two (2) or more yards off the line of scrimmage. No stunting or twisting.

Offensive motion: One receiver may go in forward motion before the snap.

TIMING

Four 15-minute quarters with a 15-minute halftime.

The clock stops for out-of-bounds plays or incomplete passes only in the last minute of each half or when the referee deems it necessary for penalties, injuries or timeouts.

Each team is allowed three (3) timeouts per half.

MOVEMENT OF THE BALL AND SCORING

Four (4) downs are allowed to advance the ball ten (10) yards for a first down, or to score.

Six (6) points for a touchdown.

One (1) point for a conversion by place kick after a touchdown, two (2) points for a conversion by drop kick and two (2) points for a successful run or pass after a touchdown.

Three (3) points for a field goal by placement or four (4) points for a field goal by drop kick.

Two (2) points for a safety.

KICKING

Kickoffs are from the goal line. Kickers may use a one-inch tee.

Punting is illegal. On fourth down, a team may go for a first down, touchdown or field goal.

The receiving team may field any kickoff or missed field goal that rebounds off the net.

Any untouched kickoff which goes out of bounds will be placed at the 20-yard line or the place where it went out of bounds, whichever is more advantageous to the receiving team.

PASSING

Passing rules in Arena Football are the same as outdoor NCAA Football, in which receivers must have one foot inbounds. A unique exception involves the rebound nets. A forward pass that rebounds off of the end zone net is a live ball and is in play until it touches the playing surface.

OVERTIME RULES

Overtime periods are 15 minutes during the regular season and the playoffs.

Each team gets one possession to score. If, after each team has had one possession, one team is ahead, that team wins. If the teams are tied after each

has had a possession, the next team to score wins.

GLOSSARY OF ARENA FOOTBALL TERMS

Ball in the Stands – When a ball is thrown or bounces into the seats surrounding the playing field, the “lucky” fan that catches the ball, keeps it. Although no official statistic has been recorded, it is estimated that the league gives away 15 to 20 balls per game.

Defensive Specialists – A pair of players, substituted for the quarterback and offensive specialist, who are the best “cover-men” on the team. Usually assigned to the opponents’ best receiver and offensive specialist.

Drop Kick – A field goal that is drop-kicked through the uprights is worth 4 points. An extra point attempt that is drop-kicked is worth 2 points.

Ironman – Signifies participants playing both offense and defense.

“Mac and Jack” Linebackers – “Mac” may rush the QB straight-on, without stunting, twisting or drop-back coverage. “Jack” must stay within an imaginary box behind the line of scrimmage. Either linebacker may cover the fullback or tight end, but double-teaming is illegal. “Mac” typically plays fullback on offense while “Jack” plays wide receiver.

Offensive Motion – Unlike stadium-played football, one offensive back may go into forward motion prior to the snap of the ball.

Offensive Specialist – This player, substituted for one of the defensive specialists, usually plays wide receiver and kick returner. Simply one of the most dangerous players on the field, the offensive specialist typically is the first option on offense.

Offensive & Defensive Line Specialists – For the 2006 season, the af2 will allow a line specialist on Offense & Defense. The line specialists may line up at any of the three down lineman positions on either side of the ball. The line specialists would be governed by current substitution rules for specialists.

Rebound Nets – Goal-side rebound nets extend outward from each upright. The nets are approximately 30-feet wide by 32-feet high and extend to 40-feet above the playing surface. The bottom bars of the frames are positioned eight feet above the surface. Nets are stretched taut so a missed kick attempt will rebound off the net and back into the field of play. A ball is live when it caroms off the net.

Sideline Barriers – Similar to the sideboards that surround a hockey rink, the sideline barrier encircles the playing surface. The barrier is made of a high-density foam pad, measuring three inches thick. The sideline barriers are one to three feet beyond the field perimeter.

Stunting or Twisting – When a defensive lineman is rushing the passer, no “stunting” or “twisting” is allowed. In other words, linemen are required to power past offensive linemen straight-on, without using Reggie White-like moves.

Tight End – One offensive lineman must declare himself a tight end prior to the snap simply by raising his arm and “declaring” himself a tight end.

Two-Way Players – One of the primary “throwback” features of the Arena Football League and af2 is the fact that the game features eight-on-eight, single-platoon football, where six players on each team must play both offense and defense with limited substitutions.



ARENA FOOTBALL MISSION STATEMENT

"To serve our community with pride and passion as a quality example of individual and team excellence on the field, in the office, at the arena and within the community by consistently exceeding our customers' expectations by demonstrating the highest character, appreciation and respect for our game, customers, teammates and partners as a cost-effective and visionary organization providing a total entertainment experience."

FANS' BILL OF RIGHTS

In furtherance of our Mission Statement we, the players, coaches, officials, staff and owners of the Arena Football League are thankful to the Fans that we serve, appreciate their support and dedicate ourselves collectively to protecting their rights as the greatest sports and entertainment Fans in the world.

We believe that every Fan is entitled to a wholesome environment for guests and family members, free of violence, profane gestures and language or rude and invasive behavior that could in any way interfere with a first-class entertainment experience.

We believe that every Fan demands that we maintain absolute respect for the game of Arena Football and maintain the integrity of the finest of fair competition at all times.

We believe that every Fan deserves our very best effort on a consistent basis, on every play on the field, every action in the stands, every call to our office, and every involvement in our community.

We believe that every Fan is entitled to a total entertainment experience at an affordable cost for all members of the family from the time they arrive at the arena to the time they depart.

We believe that every Fan should receive the very best in competitive football, entertainment, merchandise, food and beverage for their purchasing power.

We believe that every Fan is entitled to interact with and have access to players and coaches for autographs and conversation in recognition of their support at every game.

We believe that Fans are entitled to fast, accurate, and complete information about our players, coaches, league, games, and performance.

We believe that Fans expect the Arena Football League to be comprised of gentlemen and ladies who are examples and role models for youth, free of physical violence, drugs, alcohol, and gambling abuse.

We believe that Fans expect us to honor our country and to be involved in our communities to make contributions for a better, safer, and more positive place to live.

We believe that Fans should know that we are committed to serve and not to be served, to give and not to just take, and to inspire and encourage people to higher levels of personal and professional achievement, growth, maturity, and respect for each other.



Media Information/Policies

MEDIA CREDENTIALS

If you are planning on covering Steeldogs home games at the BJCC Arena, you can receive media credentials. Season media credentials will be issued only to working media who plan to attend all eight Steeldogs home games. Freelance journalists will be issued credentials only to accredited media outlets. All passes are non-transferable. For more information about obtaining media credentials, contact Matt Hooper at (205) 458-8833.

CREDENTIALS REQUEST

Request for individual game credentials must be made at least 48 hours prior to kickoff. You can contact Media Relations Director Matt Hooper at (205) 458-8833 or you can fax a request to the Steeldogs Media Relations Office at (205) 458-8489. If you are planning to attend a Steeldogs road game, please contact our office at (205) 458-8833 at least 48 hours prior to the away game you are planning to cover, so that we can make appropriate arrangements.

PRESS FACILITIES

Members of the media should enter the BJCC at the 19th Street Player/Press Entrance. This location is located directly off 19th street, and 9th Avenue North. Your credentials will be located there. You will find the Steeldogs media guides and game day notes in the BJCC Press Room located down the first set of stairs from the press box. You can also receive a Steeldogs Media Guide through the Steeldogs front office. All press facilities will be open at least 2 hours before kick-off.

PRESS AMENITIES

Media game day notes, media guides, and other media materials are available in the press room. Updated statistics will be provided in between quarters, at the half, and after the game. A pre-game meal will be served in the media room. Interviews can be conducted on the field after the game or in the locker room after Coach Selesky's post-game talk is complete. No personnel is allowed inside the player bench areas other than players, coaches and equipment and medical staff.

PRESS SEATING

Our Press Seating is located above section 24 of the BJCC and is very limited. Regardless of the type of credential you have (season or game) you must contact the Steeldogs Media Relations Office at least 24 hours prior to kick-off in order to confirm your seat in the press box.

PHOTO JOURNALIST/CAMERA CREWS

Access to the photo areas are also limited. To ensure your premium photo location, you must contact the Steeldogs Media Relations Office at least 24-hours prior to kick-off, to confirm a location. Authorized camera/news crews are permitted to tape highlight footage of all Steeldogs home games in the BJCC. Live broadcast are prohibited without the written consent of the Birmingham Steeldogs, and the af2. Photographers and news cameras are allowed in the following areas: on the bench sides of the end zones, also in the back of the end zones. No personnel is allowed inside the player bench areas other than players, coaches and equipment and medical staff.

FOOD IN THE PRESS AREA

No food or drinks are allowed in the photo areas surrounding the field. Food and drinks are allowed in the press box.

OTHER INFORMATION

For details on other policies (to schedule interviews, segments, or articles) please contact the Steeldogs Media Relations Office at (205) 458-8833.