



*2004 Laredo Law Regular
Season Media Guide*





2004 Laredo Law Media Guide



2004 af2 Laredo Law Regular Season Media Guide Table Of Contents

<u>Contents</u>	<u>Page #</u>
2004 Laredo Law Schedule	3
2004 af2 Teams	4
af2 Laredo Law Logo	4
Law Team Info	4
Laredo Entertainment Center	4
Important Law & LEC Contacts	4
Directions to Laredo Entertainment Center	5
Law Visiting Team Hotel	5
Travel Info	5
Law Media Info	6
Law Front Office Staff Head Shots	7
LEC Staff Head Shots	8
2004 Law Football Staff	9
AFL Commissioner / af2 Executive Director	11
af2 Mission Statement / Fan's Bill of Rights	12
af2 Rules of the Game	12
af2 Field	13
af2 History	14
af2 Quick Facts	15
Glossary of Arena Football Terms	17
2003 af2 Final Standings	18
2003 af2 Team Regular Season Stats	19
2003 af2 Individual Regular Season Stats	23
2003 af2 Top Individual Regular Season Performances	25
2003 af2 Week-By-Week Individual Player Awards	27
2003 af2 End of the Season Individual Award Winners	27
2003 af2 Regular Season Highlights & Tidbits	28
2003 af2 Team-By-Team Results	29
af2 Regular Season All-Time Individual Records	32
af2 All-Time Team Records	39
2003 af2 Team Post-Season Stats	51
2003 af2 Individual Post-Season Stats	53
af2 All-Time Post Season Records	55
af2 All-Time Attendance	62
2004 af2 Week-By-Week Schedule	63
2004 af2 Team-By-Team Schedule	65
2004 af2 Officials	69
2004 af2 Laredo Law Opponents	70
2004 af2 Laredo Law Roster	78
2004 af2 Laredo Law Team Bios	79
2004 af2 Laredo Law Dance Team	89





















2004 Laredo Law Media Guide



2004 af2 Laredo Law Schedule

Date	Time	Opponent	
April 3, 2004 Saturday	07:30 PM Dodge Arena	@ Rio Grande Valley Dorados	
April 10, 2004 Saturday	07:00 PM Kansas Coliseum	@ Wichita Stealth	
April 23, 2004 Friday	07:30 PM Laredo Entertainment Center	Tennessee Valley Vipers	
May 1, 2004 Saturday	07:30 PM Laredo Entertainment Center	Rio Grande Valley Dorados	
May 8, 2004 Saturday	07:30 PM Ford Center	@ Oklahoma City Yard Dawgz	
May 15, 2004 Saturday	07:30 PM Laredo Entertainment Center	Tulsa Talons	
May 22, 2004 Saturday	07:30 PM Dodge Arena	@ Rio Grande Valley Dorados	
May 29, 2004 Saturday	07:00 PM Kansas Coliseum	@ Wichita Stealth	
June 5, 2004 Saturday	07:30 PM Laredo Entertainment Center	Oklahoma City Yard Dawgz	
June 11, 2004 Friday	07:30 PM Laredo Entertainment Center	Bossier-Shreveport Battle Wings	
June 19, 2004 Saturday	07:30 PM Ford Center	@ Oklahoma City Yard Dawgz	
July 3, 2004 Saturday	07:30 PM Laredo Entertainment Center	Tulsa Talons	
July 9, 2004 Friday	07:30 PM Laredo Entertainment Center	Arkansas Twisters	
July 17, 2004 Saturday	06:30 PM (CT) Teco Arena	@ Florida Firecats	
July 24, 2004 Saturday	07:30 PM Laredo Entertainment Center	Wichita Stealth	
July 31, 2004 Saturday	07:30 PM Tulsa Convention Center	@ Tulsa Talons	



Catch the Laredo Law play-by-play action all season long on 94.9 The New Qure FM, 80's, 90's and now.





2004 Laredo Law Media Guide



2004 af2 Teams

AMERICAN CONFERENCE

Northeast Division

Albany Conquest
Cape Fear Wildcats
Manchester Wolves
Wilkes-Barre/Scranton Pioneers

South Division

Birmingham Steeldogs
Columbus Wardogs
Florida Firecats
Macon Knights

Mid-South Division

Arkansas Twisters
Bossier-Shreveport Battle Wings
Memphis Xplorers
Tennessee Valley Vipers

NATIONAL CONFERENCE

West Division

Bakersfield Blitz
Central Valley Coyotes
Hawaiian Islanders
San Diego Riptide

Midwest Division

Green Bay Blizzard
Louisville Fire
Peoria Pirates
Quad City Steamwheelers

Southwest Division

Laredo Law
Oklahoma City Yard Dawgz
Rio Grande Valley Dorados
Tulsa Talons
Wichita Stealth

af2 Law Unveil Logo



The Laredo Law logo was revealed on December 6th, 2003. The logo features seven points, the points represent the seven flags of Laredo. The middle of the logo features an overlapping double L which represents a brand honoring the rich cattle history of the Gateway City. The logo is designed to represent an old west Marshall badge. The team colors are black, branding iron red and tan suede.

“Laredo has a long and distinguished history and we felt this name really captured the spirit of the old west along the border,” said Law President John Beckelhymer. “This name was selected in part to honor the men and woman who serve and protect us day in and day out. The Laredo Law will play with that same intensity, class and perseverance each game.”

Law Team Information

Laredo Law

6700 Arena Blvd.
Laredo, TX 78041
Phone: (956) 791-9192
Fax: (956) 729-9393
www.laredolaw.com

Law Home Venue

Laredo Entertainment Center (8,000)

6700 Arena Blvd.
Laredo, TX 78041
Phone: (956) 791-9192
Fax: (956) 729-9393

Important Law & LEC Contacts

ARENA OPERATIONS: Lou Rivera, (956) 791-9192, Direct Office: (956) 523-6573, Cell: (956) 206-4406 lrivera@lecarena.com
TEAM OPERATIONS: Erika Lowry (956) 791-9192; Cell: (956) 251-4122 elowry@laredobucks.com
TICKET OPERATIONS: Kit Preston, (956) 791-9192; Direct Office: (956) 523-6588, Cell: (956) 206-5084 kpreston@laredobucks.com
TEAM PHOTOGRAPHER: Trent Stricker, (956) 791-6387, Cell: (956) 324-1270 trent@netscorp.net
STAT CREW LEADER: Joe Dominey (956) 523-6580, Cell (956) 206-4786 jdominey@laredobucks.com



2004 Laredo Law Media Guide



Directions To The Laredo Entertainment Center

From IH-35 North (Northbound from Mexico)-

Exit 4 (Del Mar Blvd) drive to traffic light, turn right, drive 5 miles east to Bob Bullock Loop, turn right and drive 3 miles to Jacaman Rd., turn right on traffic light and enter the Laredo Entertainment Center through Sinatra Parkway to access parking lots A & D.

From IH-35 (Northbound from Mexico) alternate route-

Exit 4 (Del Mar Blvd) drive to traffic light, turn right, drive 3 miles east to McPherson Rd., turn right on traffic light and drive 1.5 miles to Jacaman Rd., turn left on traffic light and drive to Sinatra Parkway, turn right to access parking lots A & D.

From IH-35 South (Southbound from San Antonio, Texas)-

Exit 8 (Milo/Bob Bullock Loop 20), turn left at traffic light (Bob Bullock Loop) and drive 7 miles southeast up to Jacaman Rd., turn right on traffic light and enter the Laredo Entertainment Center through Arena Blvd to access parking lots B & C.

From Saunders St. / Highway 59 Eastbound traffic-

If going eastbound on Saunders St., drive up to Bob Bullock Loop traffic light, turn left and drive 3 miles north, turn left on Sinatra Parkway and enter the Laredo Entertainment Center through Sinatra Parkway to access parking lots D & A.

From Highway 59 Westbound traffic-

Driving on HWY 59 coming west, turn right at traffic light on Bob Bullock Loop and drive 3 miles north, turn left on Sinatra Parkway and enter the Laredo Entertainment Center through Sinatra Parkway to access parking lots D & A.

From Highway 359 Westbound traffic-

Driving on HWY 359 coming west, turn right at the traffic light on Bob Bullock Loop and drive 4.5 miles north, turn left on Sinatra Parkway and enter the Laredo Entertainment Center through Sinatra Parkway to access parking lots D & A.

From Highway 83 North-

Driving on HWY 83 North turn right at traffic light on Bob Bullock Loop and drive 7 miles north, turn left on Sinatra Parkway and enter the Laredo Entertainment Center through Sinatra Parkway to access parking lots D & A.

Law Visiting Team Hotel

Red Roof Inn, 1006 W. Calton Rd, Laredo, TX; (956) 712-0733; Fax: (956) 712-4337

Travel Info

MAJOR AIRLINES

American Airlines: (800) 433-7300

Delta Airlines: (800) 221-1212

Northwest Airlines: (800) 225-2525

U.S. Airways: (800) 428-4322

TAXICABS

A-1 Taxi: (956) 723-9177

City Taxi: (956) 722-1614

Crown Cab: (956) 722-8811

Yellow Cab: (956) 723-5313

Royal Cab: (956) 724-3892

AUTOMOBILE RENTALS

Advantage: (956) 791-8866

Avis: (956) 722-1533

Enterprise: (956) 726-4713

Hertz: (956) 791-8732

National: (956) 722-2561

RESTAURANTS

Fat Joe's, 201 West Del mar Blvd #8, (956) 722-4476

Johnny Carino's, 7603 San Dario, (956) 728-8945

Taco Palenque, 4515 San Bernardo Ave, (956) 725-9898

Outback Steakhouse, 5722 San Bernardo, (956) 729-9115



2004 Laredo Law Media Guide



Local Law Media

PRINT PUBLICATIONS

Laredo Morning Times, 111 Esperanza Drive, Laredo, TX 78041; (956) 728-2500, Fax: (956) 724-3036; Sports Editor: Salo Otero; Beat Writer: Racquel Torres, rmortres@lmtonline.com
Web site: www.lmtonline.com

El Manana, US (956) 712-1122, Mexico 011-52-867-714-8219. Fax: 011-52-867-714-8797; Sports Editor: Alberto Rodríguez; deportes@elmanana.com.mx
Web site: www.elmanana.com.mx

El Diario, Gonzalez #2409, Nuevo Laredo Mexico; 011-52-867-711-5500, Fax 011-52-867-711-5509; Froylan Reyes Mendoza; froylanr@eldiario.net
Web site: www.diario.net

RADIO STATIONS

AMIGO BROADCASTING, (106.1 KNEXT FM, 94.4 KQUR FM, 1490 AM KLNT) 505 Houston Street, Laredo, TX; (956) 725-1491; Fax: (956) 725-3424; Program Director Ruben Villarreal, ruben@kqur.net

BORDER MEDIA, (107.3 XGTS FM, 100.5 KBDR FM,) 107 Calle Del Norte, Suite 102, Laredo, TX; (956) 725-1000, Fax: (956) 718-1000; General Manager Steve Stephenson, ss@bmpradio.com, Robbie Garcia, rgarcia@bmpradio.com

GUERRA COMMUNICATIONS, (98.1 KRRG FM, 92.7 KJBZ FM), 902 E. Calton Road, (956) 724-9800, Fax: (956) 724-9915 Roberto Estrada, roberte@krrg.com

TELEVISION STATIONS

KLDO-TV (Univision-27), 222 Bob Bullock Loop, Laredo TX; (956) 727-0027; Fax: (956) 728-8331; Sports Director: Roberto Galvez rgalvez@entravision.com

TELEvisa (57), 1505 Calle Del Norte, Suite 400, Laredo, TX; (956) 728-0165

KVTV-TV (CBS-13), 2600 Shea St, Laredo TX; (956) 725-5888; (956) 723-0474; Christina Garcia cgarcia@kvtv13.com

KGNS-TV (NBC-8), 120 W Del Mar Blvd, Laredo TX; (956) 727-8888; Fax: (956) 727-4364, Sports Director: Dan Joseph, djoseph@pro8news.com
Mireya Villarreal mvillarreal@pro8news.com

Law Media Information

JOE DOMINEY --- Director of Media Relations and Broadcasting
Office: (956) 523-6580; Cell: (956) 206-4786;
Home: (956) 753-5583; jdominey@laredobucks.com

LEC PRESSBOX PHONE NUMBER: (956)-523-7742
LEC PRESS ENTRANCE: Gate A

af2 and Laredo Law Notice of Credential Use Terms and Conditions

This working credential is issued to an organization for the sole purpose of providing arena access to an accredited individual who has a legitimate working function (media or game service) in connection with this game. This credential confers on bearers a limited, non-exclusive and non-transferable license and may be revoked by AF2, LLC (AF2) at any time for any reason whatsoever. Any unauthorized use of this credential subjects the bearer to ejection from the arena and prosecution for criminal trespass. The AF2 assumes no responsibility for any equipment in use in the arena. By using this credential, the bearer agrees that there are risks of injury involved if the bearer goes onto or near the field of play. The use of any picture, film, videotape or drawing of an AF2 game (hereafter referred to as "AF2 Footage"), or excerpts thereof, will be absolutely prohibited, except as expressly authorized herein. Any non-news coverage or commercial use of AF2 Footage taken or made by the accredited organization or the bearer of this credential (including but not limited to use in advertising, sales, promotion or merchandising) is prohibited without prior specific written approval of the AF2. No AF2 Footage may be distributed to any third parties (e.g., ultimate consumers) for any reason other than news coverage of the specific game by the assigning news organization to which this credential is issued. No live or delayed AF2 Footage may be shown during, or within the 15-minute period immediately following, any live network presentation of AF2 games. Television stations wishing to use AF2 Footage in any other manner must obtain prior specific written approval for such usage from the AF2. The AF2 may revoke any such approval at any time. All ownership, copyright, and property rights in arenafootball2 games, the broadcast thereof, and in the events, photography, statistics and activities conducted in the arena will remain the sole property of the AF2, and no such rights are conferred or intended to be conferred or created on behalf of any other person or entity by the issuance of this credential. The bearer of this credential and his or her organization assume any and all risk incidental to the performance by the bearer of his or her services and assumes all risk incident to attending AF2 games. The bearer of this credential and his or her organization further agree to be solely responsible for, to defend and indemnify the AF2, its operator member teams, and their respective officers, agents and employees, and to hold each of them harmless from any claims, demands, causes of action or damages, including reasonable attorney's fees, resulting or arising out of the bearer's use of this credential and/or presence in the arena. Acceptance of the credential constitutes acceptance by the bearer and his/her organization of the foregoing terms and conditions. Thank you for your cooperation.

AF2, LLC.



2004 Laredo Law Media Guide



2004 Laredo Law Staff Head Shots



Julian 'Kiki' DeAyala
CEO



John Beckelhymer
President



Frank Guerra
V.P. of Finance



Erika Lowry
Business Ops Manager




Hector Almaraz
Marketing Manager



Mario Mearoni
Promotions / Game Director



Melissa Compean
Community Relations Manager



Ma. Luisa Villabos
Bookkeeper



Kit Preston
Director of Ticket Sales



Keith Reynolds
Account Executive



Clara Villarreal
Account Executive



Carlos A. Solis Jr.
Account Executive



2004 Laredo Law Media Guide



Clint Thebeau
Account Executive



Tory Stewart
Account Executive



Carlos Ruiz
Account Executive



Jennifer Beckelhymer
Controller



Magali Hinojosa
Corporate Sales and Fulfillment



Sonia Vela
Executive Assistant CEO / PRES



Gabriela Beckelhymer
Accounting Assistant



Joe Dominey
Director of Broadcasting

LEC Staff Head Shots



Craig Baltzer
General Manager



Lou Rivera
Director of Operations



Anissa Trevino
Charter Membership Manager



Veronica Ruiz
Spanish Translations



2004 Laredo Law Media Guide



2004 Law Football Staff

Scot Maynard –Head Coach af2 Laredo Law



Scot Maynard is the head coach of the Laredo Law af2 team that will debut in the spring of 2004. Maynard brings over 20 years of experience at all levels of coaching to the job, which will be his first head coaching position.

The 41-year old Maynard, who is a native of El Paso, Texas, worked the past two seasons as the defensive coordinator of the New York Dragons in the Arena Football League. While in New York he worked with John Gregory, who coached such notables as Kurt Warner during his AFL days.

Scot, who is the son of NFL Hall of Fame wide receiver Don Maynard, split time growing up between El Paso, Texas and Long Island, New York. Scot's father Don, who was elected to the NFL Hall of Fame in 1987, played from 1958-73 with 13 seasons coming in New York with the Jets and included a Super Bowl III victory.



Maynard played college football from 1980-84. He spent his freshman season at Texas Tech then transferred to UT-El Paso for his final three seasons. After college he began coaching, but after two years he was signed as a free agent. Maynard spent the 1997 NFL training camp with the San Francisco 49ers and the 1998 NFL training camp with the Arizona Cardinals.

Maynard's first coaching job was at Eastern New Mexico University from 1985-86 as the receivers coach and passing game coordinator. In 1990 he moved up to the Canadian Football League, coaching wide receivers and special teams with the Winnipeg Blue Bombers. The Blue Bombers captured the CFL Grey Cup Championship in his first season. Following a three year stint in Winnipeg, he assumed the same duties with the Toronto Argonauts in the CFL and worked with the legendary Mouse Davis who developed the "Run and Shoot" offense.



Maynard broke into the AFL with the Miami Hooters in 1995 as the wide receivers and defensive backs coach. While working with the Hooters he also coached at the University of South Dakota in 1995-96. In 1995 South Dakota led the North Central Conference in total defense. In 1997 Maynard moved to Idaho State and coached defensive backs and coordinated the special teams. In 1998 he moved up the Florida coast and worked with the Florida Bobcats of the AFL, co-coordinating the defense and working with the wide receivers and defensive backs. He came back to the AFL with the Arizona Rattlers from 2000-2001 as the defensive coordinator. While with Arizona the defense led the AFL Western division in scoring defense two years in a row,



and was number two in over all defensive ranking in the league. The Rattlers ranked number one against the rush in 2000 and third against the pass. Over a two year period the defense averaged 5.2 stops per game.

During his playing and coaching career Maynard has worked with many of the biggest names in football, including Bill Walsh with the 49ers, Gene Stallings with the Phoenix Cardinals, and Danny White of the Dallas Cowboys and Arizona Rattlers.

Sam Garza – QB/WR/DB & Co-Offensive Coordinator



Garza played quarterback at UT-El Paso for four years from 1983-86. The 38-year old played two seasons together with Law head coach Scot Maynard while at UTEP. He is the UTEP career leader in completions (483), second in attempts (812) and yards (6,164). Garza is also the single season UTEP leader in completions (258) and yards (3,140) and is second in single season attempts (410), completion percentage (.629) and touchdown passes (26). Graduated with a B.S. in Kinesiology. In 1987 was an 8th round pick by the Seattle Seahawks. Played in three games with St. Louis during the 1987 NFL season. Played with the Canadian Football League Winnipeg Blue Bombers from 1988-94. Won a CFL Grey Cup championship in 1990. Played in the 1992 and started the 1993 Grey Cup championship game. Finished his playing career with the CFL Ottawa Roughriders in 1995. Spent the last four years coaching quarterbacks at UTEP from 2000-04. Prior to that he worked two seasons as a quarterback and receivers coach with the Saskatchewan Roughriders in the CFL in 1998-99. Was a graduate assistant coaching defensive backs at UTEP in 1996, then coached wide receivers in 1997. DOB: 7-10-1965





2004 Laredo Law Media Guide



Jim Beverly – OL/DL & Strength Coach



Beverly is the offensive line and head strength coach at Pikeville College in Pikeville, Kentucky. Prior to that he was an assistant coach at East Tennessee State University. The 26-year old played four years at ETSU in Johnson City, Tennessee from 1995-99. Beverly was a two time All-Southern Conference selection as an offensive lineman and was an NSCA All American. He graduated with a B.S. in Public Health with a concentration in Community Health and an Athletic Coaching minor. He spent time in training camp with the Carolina Panthers in 2000. In 2001 he played with the Barcelona Dragons in NFL Europe. Beverly spent the 2002 season with the af2 Cape Fear Wildcats. DOB: 12-20-1976.



Mark Soto – FB/LB & Special Teams



Soto is currently the assistant head coach and co-defensive coordinator at United High School in Laredo. Soto played four years at Missouri Valley College in Marshall, Missouri from 1991-95. He was a first team All Heart of America conference selection as a linebacker and was selected as the team defensive MVP his senior year. He graduated with a B.S. in Physical Education. Soto made the dean's list three times during his academic career. He played at Judson High School in Converse, Texas. Soto began his coaching career at Glasgow High School as an assistant track coach. He has been an assistant football coach at Poteet High School, Seguin High School, Calallen High School, and Holmes High School in San Antonio. DOB: 9-6-1972



Derek Craft - Equipment Manager



Craft was born and raised in Johnstown, PA. First job in sports was with the Johnstown Chiefs in the ECHL as an assistant equipment manager from 1991-95. After his stint with the Chiefs, Derek went to Mobile in the ECHL and worked as the head equipment manager for the Mystics from 1995-98. Worked for the Tallahassee Tiger Sharks in the ECHL from 1999-2001 as the equipment manager. Also worked for the Tallahassee Thunder of arenafootball2 during that time period. Spent one season in San Angelo in the CHL with the Outlaws in 2001-02 as the equipment manager. Has spent the last two seasons with the Bucks. Married to his wife Heather and they have two sons, Dylan and Ryan. DOB: 2-2-1972

Bobby Moore - Athletic Trainer



Born in Fort Worth, TX, he grew up in San Marcos, TX. Attended San Marcos High School as a member of the Class of 1969 where he was a student athletic trainer for the Rattlers. After high school attended Southern Methodist University and graduated in 1973 with a B.S. in Biology. Went back to college in 1982 and graduated with a degree in Physical Education in 1985 from Southwest Texas State. Then attended the University of Texas at Austin and obtained his Masters degree in School Health. While at UT was a graduate assistant athletic trainer from 1985-87, and then from 1987-89 was a full-time assistant athletic trainer for the Longhorns. From 1989-98 was the head athletic trainer at Southwest Texas State. In 1999 and 2000 was the head athletic trainer for the Scottish Claymores of NFL-Europe, and in 2001 he was the head athletic trainer for the Las Vegas Outlaws of the XFL. During the summers of 1999-2001 was a pre-season camp assistant athletic trainer for the Carolina Panthers of the NFL. Spent the last two seasons with the Bucks. DOB: 4-2-1951



2004 Laredo Law Media Guide



AFL Commissioner C. David Baker



C. David Baker has excelled in the one area that most accurately measures a commissioner's success – growth.

Under Baker's leadership, the AFL expanded from 14 teams to 19, migrated numerous teams from small- and medium-sized markets to larger ones, increased team values from \$400,000 to \$16 million, entered into an innovative network-television agreement with NBC Sports, created a developmental league -- arenafootball2 (af2) – and improved the quality and commitment of AFL ownership by incorporating numerous NFL, NBA and NHL owners.

In the past year alone, the AFL, under Baker's guidance, has added three expansion teams for the 2004 season -- the Austin Wranglers, New Orleans Voodoo and Philadelphia Soul -- and has increased attendance 15 percent, Internet traffic 140 percent, merchandise sales 40 percent, and total viewers from 15 million to 65 million.

Despite a depressed economy, a war and changing the start of its season, the AFL had a 15-percent attendance increase in 2003 with 11,397 fans per game. The 16 AFL teams combined to draw 1,458,830 fans during the 128-game, 16-week regular season. It was the eighth consecutive season that the AFL attracted more than one million fans to its games.

On March 5, 2002, NBC Sports and the AFL jointly announced an industry changing multi-year broadcast partnership. Beginning in 2003, NBC televised AFL regular-season games every Sunday, all postseason games and ArenaBowl XVII. NBC's coverage received critical acclaim in its first season. The initial agreement is for two years but achievable triggers turn it into a six-year deal, which renews at NBC's option every four years in perpetuity.

The quality of ownership in the AFL has grown dramatically during Baker's tenure with many current owners operating other major-league teams, including nine NFL owners who operate current AFL teams or the rights to future teams. NFL owners of AFL teams in Colorado, Dallas, Detroit and New Orleans will compete in 2004, while NFL ownership groups control the rights to future teams in Jacksonville, Nashville, San Francisco and Washington D.C. The relationship between the NFL and the AFL began on May 22, 1998 when an amendment to NFL rules was adopted allowing NFL owners to invest in AFL teams in their own markets. NFL bylaws previously prohibited owners from investing in other football leagues.

Baker was named the AFL's fourth Commissioner in November of 1996, following one season as chairman of the AFL's Board of Directors. His first order of business was to draft the League's first-ever Mission Statement as well as the Fans' Bill of Rights, each unprecedented in professional sports and taught annually at the AFL's "Arena Football University." The documents are also applied to and appended to all players, coaches and staff contracts. The Fans' Bill of Rights, adopted by the AFL Board of Directors, is a list of 10 truths that the AFL holds to be self-evident. Fans are within their rights to expect, among other things, a "wholesome environment" in which to take in an "affordable," "total entertainment experience."

Scribbled on Jim Foster's manila envelope, in 1986, Arena Football has exploded from four markets to nearly 50, including af2. Not only will Arena Football continue to expand in the United States, but Baker's plans call for expansion into Canada, Europe, Mexico and the Pacific Rim.

In the June 2, 2003 issue of *Sports Illustrated*, Michael Silver wrote, "Baker has fortified the league through astute business practices and the sheer force of his personality."

It is fitting, perhaps, for this former 6-foot-9 power forward at the University of California-Irvine, whose roots began in Possum Trot, Mississippi, before stretching to California, that his physical size matches his vision as the biggest Commissioner in sports.

Following college at UC-Irvine from 1971-75 and two seasons playing pro basketball in Europe, Baker attended Pepperdine School of Law where he graduated with honors and served as Editor-in-Chief of the Law Review. Baker, 50, is a former Mayor of Irvine, California and the proud father of two sons, Benjamin and Sam.

af2 Executive Director Jay Marcus



A member of the Arena Football family for four years, Marcus is entering his third season as the Executive Director for arenafootball2. Named as af2's second Executive Director in the Fall of 2001, Marcus has helped turn AFL Commissioner David Baker's original vision for af2 into a reality by developing the game of Arena Football in a grass roots manner, providing an affordable entertainment experience for fans outside the reach of the AFL's markets and a supplying a platform for athletes, coaches and officials to showcase their skills in the hopes of moving up the professional football ranks.

As af2 celebrates its fifth anniversary season in 2004, Marcus' leadership continues to provide stability and growth to the league. From its start as a 15-team league in 2000, af2 has evolved into a premier developmental Arena Football league with 25 teams operating coast-to-coast and overseas. From New Hampshire to Texas to Hawaii, af2's brand of "Hometown Football" is seen in person by more and more fans each year, and this year the five-millionth fan will walk through the turn-style at an af2 arena.

Players, coaches and officials continue to advance to higher leagues after spending time in af2. In 2004, AFL final rosters consisted of 128 former af2 players, meaning one out of every four current AFL players was once an af2 player. In addition, 17 former af2 coaches and two former players now hold coaching positions in the AFL, and six officials were promoted to the AFL from the af2 this past offseason.

In following through on another one of Commissioner Baker's goals for the sport, Marcus has supported the growth of Arena Football around the world by involving af2 in several international training camps. Those camps led to the first-ever Arena Football game between international competitors on U.S. soil last season, when the Quad City Steamwheelers hosted a group of players from Australia in a scrimmage. This season, af2 hosts two more international scrimmages and af2 rosters will feature more international talent than ever.

With Marcus' vision and formula for success, the list of accomplishments for af2 grows each season, as does the overall reach of the league.

Marcus, 46, graduated from the University of Illinois and then attended Chicago Kent College of Law. He and his wife Alison have two daughters, Mallory and Shelby. They reside in Highland Park, Illinois.



2004 Laredo Law Media Guide



af2 Mission Statement

“To serve our community with pride and passion as a quality example of individual and team excellence on the field, in the office, at the arena and within the community by consistently exceeding our customers’ expectations by demonstrating the highest character, appreciation and respect for our game, customers, teammates and partners as a cost-effective and visionary organization providing a total entertainment experience.”

af2 Fans Bill of Rights

FANS’ BILL OF RIGHTS

In furtherance of our Mission Statement we, the players, coaches, officials, staff and owners of the Arena Football League are thankful to the Fans that we serve, appreciate their support and dedicate ourselves collectively to protecting their rights as the greatest sports and entertainment Fans in the world.

We believe that every Fan is entitled to a wholesome environment for guests and family members, free of violence, profane gestures and language or rude and invasive behavior that could in any way interfere with a first-class entertainment experience.

We believe that every Fan demands that we maintain absolute respect for the game of Arena Football and maintain the integrity of the finest of fair competition at all times.

We believe that every Fan deserves our very best effort on a consistent basis, on every play on the field, every action in the stands, every call to our office, and every involvement in our community.

We believe that every Fan is entitled to a total entertainment experience at an affordable cost for all members of the family from the time they arrive at the arena to the time they depart.

We believe that every Fan should receive the very best in competitive football, entertainment, merchandise, food and beverage for their purchasing power.

We believe that every Fan is entitled to interact with and have access to players and coaches for autographs and conversation in recognition of their support at every game.

We believe that Fans are entitled to fast, accurate, and complete information about our players, coaches, league, games, and performance.

We believe that Fans expect the Arena Football League to be comprised of gentlemen and ladies who are examples and role models for youth, free of physical violence, drugs, alcohol, and gambling abuse.

We believe that Fans expect us to honor our country and to be involved in our communities to make contributions for a better, safer, and more positive place to live.

We believe that Fans should know that we are committed to serve and not to be served, to give and not to just take, and to inspire and encourage people to higher levels of personal and professional achievement, growth, maturity, and respect for each other.



af2 Rules Of The Game

THE FIELD

- An indoor padded surface 85-feet wide and 50-yards long with eight-yard end zones.
- Goal posts are nine-feet wide with a crossbar height of 15 feet (NFL goal posts are 18-1/2-feet wide with the crossbar at 10 feet).
- The goal-side rebound nets are 30-feet wide by 32-feet high. The bottom of the nets are eight feet above the ground.
- Sideline barriers are 48-inches high and made of high-density foam rubber.

THE EQUIPMENT

- The official football is the same size and weight as the National Football League ball. Each ball is manufactured by Spalding.

THE PLAYERS AND FORMATIONS

- Eight players on the field; 19-man active roster; 2-man inactive roster.
- Players play offense and defense with the exception of the kicker, quarterback, offensive specialist (the kick returner on defense) and two defensive specialists.
- Substitution: All non-specialists may substitute only once during each quarter.
- Four (4) offensive players must line up on the line of scrimmage.
- Three (3) defensive players must be down linemen (in a three- or four-point stance). One linebacker may blitz on either side of the center. Alignment is two (2) or more yards off the line of scrimmage. No stunting or twisting.
- Offensive motion: One receiver may go in forward motion before the snap.



2004 Laredo Law Media Guide



TIMING

- Four 15-minute quarters with a 15-minute halftime.
- The clock stops for out-of-bounds plays or incomplete passes only in the last minute of each half or when the referee deems it necessary for penalties, injuries or timeouts.
- Each team is allowed three (3) timeouts per half.

MOVEMENT OF THE BALL AND SCORING

- Four (4) downs are allowed to advance the ball ten (10) yards for a first down, or to score.
- Six (6) points for a touchdown.
- One (1) point for a conversion by place kick after a touchdown, two (2) points for a conversion by drop kick and two (2) points for a successful run or pass after a touchdown.
- Three (3) points for a field goal by placement or four (4) points for a field goal by drop kick.
- Two (2) points for a safety.

KICKING

- Kickoffs are from the goal line. Kickers may use a one-inch tee.
- Punting is illegal. On fourth down, a team may go for a first down, touchdown or field goal.
- The receiving team may field any kickoff or missed field goal that rebounds off the net.
- Any untouched kickoff which goes out of bounds will be placed at the 20-yard line or the place where it went out of bounds, whichever is more advantageous to the receiving team.

PASSING

- Passing rules in Arena Football are the same as outdoor NCAA Football, in which receivers must have one foot inbounds. A unique exception involves the rebound nets. A forward pass that rebounds off of the end zone net is a live ball and is in play until it touches the playing surface.

OVERTIME RULES

- Overtime periods are 15 minutes during the regular season and the playoffs.
- Each team gets one possession to score. If, after each team has had one possession, one team is ahead, that team wins. If the teams are tied after each has had a possession, the next team to score wins.

af2 Field

ARENA FOOTBALL LEAGUE

GAME SYSTEM AND RULES OF THE GAME

U.S. Patent No. 4,911,433

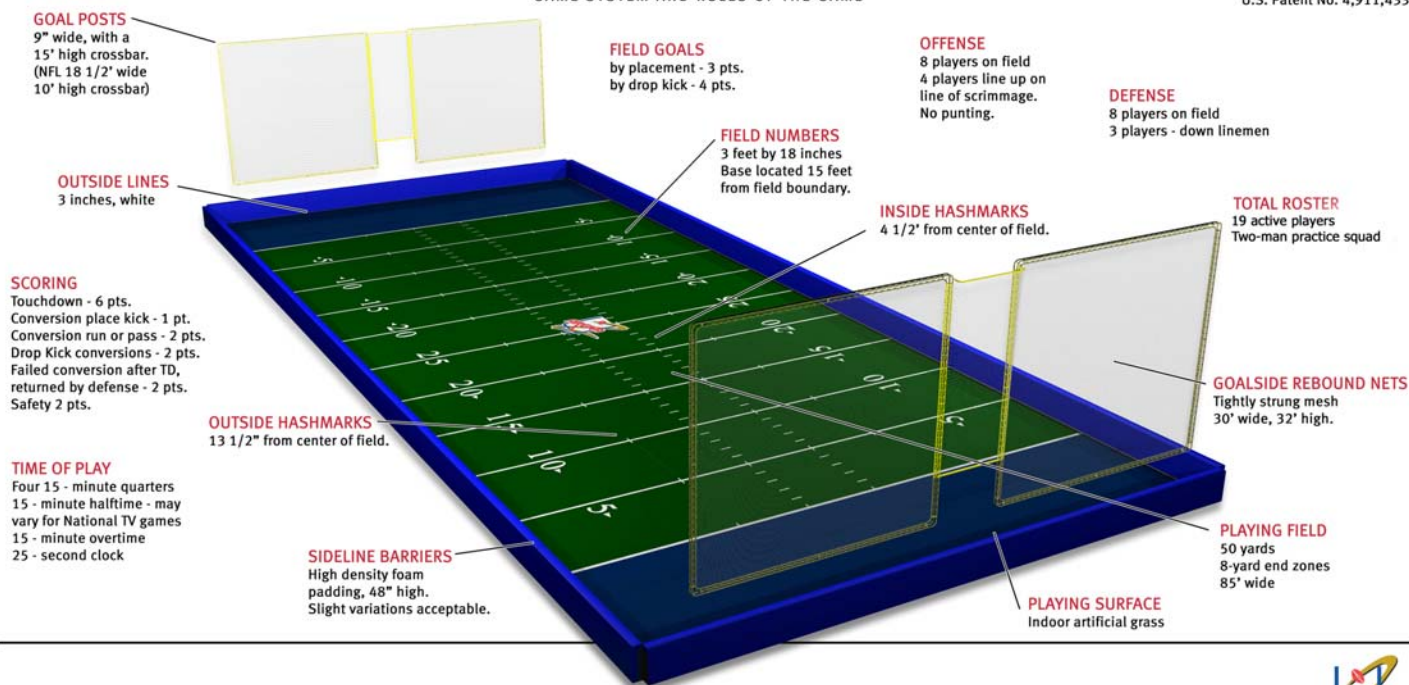


Illustration by David Crilly





2004 Laredo Law Media Guide



af2 History

af2 HISTORY

af2 LAUNCHES INTO STARDOM WITH INAUGURAL “KICKOFF 2000” GAME

On August 14, 1999 the AFL Board of Directors approved the final four applications for arenafootball2 – a developmental league – to begin play in April of 2000. The original 15 teams consisted mostly of midsize cities in the southeast and Midwest, operating in arenas with capacity of 6,000 to 12,000. After more than a year of planning and organizing, af2 becomes a reality on March 31, 2000 at the Birmingham-Jefferson Civic Center as the Tennessee Valley Vipers take on the homestanding Birmingham Steeldogs in front of a frantic 14,831 fans on opening night. The game, which was televised regionally, was a huge success both on and off the field. OL/DL Heath Springer of Tennessee Valley scored the first points in af2 history on a safety in the first quarter, sparking Tennessee Valley to victory 58-19.



af2 PROVES TO BE A “HIT” AT THE TURNSTILES

Through a vigorous 120-game, 18-week schedule, af2 fans across the league turned out in bunches to cheer on their respective teams. The Arkansas Twisters proved to everyone that the game of Arena Football can work in small- to mid-sized communities. The Twisters led af2 in attendance in 2000 with an average of 13,766 fans per game, including two games with more than 16,000 fans. In total, arenafootball2 averaged 7,239 fans per game and more than 900,000 fans walked through turnstiles in af2 venues throughout the regular season and playoffs. Besides the NFL, NHL, and NBA, af2 was the only other professional sports league to fill its buildings to over 70% capacity in 2000 (af2 was at 72%).

NATIONAL TELEVISION AUDIENCE WITNESSES ARENACUP 2000 ON TNN

The stage was set as the undefeated Quad City Steamwheelers looked to finish off a historic first season in the 2000 ArenaCup against the hungry Tennessee Valley Vipers. In front of a sellout crowd of 9,201 fans at The Mark in Moline, Ill., and a national television audience on TNN, the two teams played the most exciting game of 2000. Back and forth they went until Quad City finally pulled ahead for a 68-59 victory and a record-setting unblemished 19-0 championship season. More than 300,000 fans tuned in to the TNN broadcast by **ELI GOLD**, **MARK MAY** and **JILL ARRINGTON**, providing the perfect end to a historic season.

af2 BECOMES A LEAGUE OF OPPORTUNITY FOR ITS PLAYERS, COACHES AND OFFICIALS

The first wave of movement from af2 to higher leagues begins on April 19, 2000 as 70 af2 players moved up to the AFL, CFL or NFL throughout the inaugural af2 season. Tulsa Talons' lineman **DAVID CAMACHO** started the first wave of player movement when he was signed by the NFL's Baltimore Ravens, and in the end, nearly 20 percent of af2 players on rosters for the 2000 season moved up to another league by 2001. Two af2 head coaches also got opportunities at the next level as Tulsa Talons' head coach **JON NORRIS** signed on to be an assistant with the AFL's Oklahoma Wranglers and Augusta Stallions' Coach of the Year **MIKE NEU** became an assistant, and eventually the head coach, with the Carolina Cobras. In addition, 11 af2 officials moved up to officiate in the AFL for the 2001 season. af2's role as a developmental football league for players, coaches and officials was established.

13 EXPANSION TEAMS ADDED FOR THE 2001 SEASON

There was no rest for the weary in af2 as 13 new expansion teams were added for the 2001 season. Baton Rouge, La.; Bossier City, La.; Columbus, Ga.; Ft. Myers, Fla.; Lincoln, Neb.; Louisville, Ky.; Lafayette, La.; Memphis, Tenn.; Macon, Ga.; Des Moines, Iowa; Peoria, Ill.; Rochester, N.Y.; and Wichita, Kansas, all tried to lay claim to the ArenaCup trophy. The list included five owners of AFL teams and eight new teams. The league announced a new two-conference, four-division alignment, with each division comprised of seven teams. The 2001 schedule included a record 224-game, 17-week schedule, with the ArenaCup again televised on TNN.

ONE MILLIONTH FAN, STEAMWHEELERS REPEAT, SWINTON FINDS SUCCESS IN THE NFL

At Pensacola's home game against Rochester on July 13, 12-year-old **BRIAN MARTIN** became af2's one millionth fan. The af2 became the first current professional football league to reach the one million mark in just its second season ... On August 10, 2001, the Quad City Steamwheelers slipped past the Richmond Speed 55-51 to become two-time ArenaCup champions. Neither team recorded back-to-back scores in a game that featured 16 lead changes, including WR/LB **SCOTT HVISTENDAHL'S** three-yard championship-winning touchdown catch from QB **JAY McDONAGH** with 10 seconds left to play ... After lighting up the af2 in 2001, former Arkansas Twister **REGGIE SWINTON** went on to play his first NFL season. Playing in all 16 games for the Dallas Cowboys, Swinton returned 56 kickoffs for 1,327 yards (5th in NFL) and took back 31 punts for 414 yards (5th in NFL), including one for TD. He averaged 23.7 yards per kickoff return (5th in NFL, minimum 50 returns) and 13.4 yards per punt return (3rd in NFL, minimum 25 returns). Swinton also caught seven passes for 117 yards and one TD.

10 TEAMS ADDED FOR 2002 SEASON, WEST DIVISION LAUNCHED, PIRATES CLAIM ARENACUP

af2 continued to grow in 2002, as 10 expansion teams were added. Albany, N.Y.; Bakersfield, Calif.; Cape Fear (Fayetteville), N.C.; Fresno, Calif.; Honolulu, Hawaii; Mobile, Ala.; Mohegan (Uncasville) Conn.; New Haven, Conn.; San Diego, Calif.; and Wilkes-Barre/Scranton, Pa., all competed in 2002 ... af2 shattered attendance records, as over 1.3 million fans attended games ... Over 30% of regular season games were decided by seven points or less and four of the eight division titles were up for grabs heading into the final weekend of play ... When the dust settled, the Peoria Pirates came out on top as they scored 29 unanswered points in the third and fourth quarters to run away from the Florida Firecats and win the 2002 ArenaCup, 65-47, in front of 7,552 fans at the Peoria Civic Center ... Several single season records went by the boards, highlighted by Cape Fear's **E.J. BURT** who recorded 27.5 sacks on the season. Albany's **COREY HILL** eclipsed the professional football record for receptions in a season with 161 and Tennessee Valley's **KELLY SNELL** set a new af2 benchmark with 15 interceptions on the season.

EXPANSION TEAMS JOIN THE FRAY, DIVISIONS RE-ALIGNED, MORE af2 ALUMS HEAD UP, TALONS WIN ARENACUP

The Green Bay Blizzard and Cincinnati Swarm represent the 2003 af2 expansion class and set their sights on the Midwest Division. Both team's nicknames were chosen by fans through contests in the community ... Division re-alignment places Wichita out West and sends Tennessee Valley and Birmingham to the American Conference as the league adopts a six-division format split into two conferences ... The number of af2 players moving up to the AFL continued to multiply as over 50 players from the 2002 af2 season land on a final roster, practice squad or reserve list of an AFL team for the 2003 campaign. It marks the first time in af2 history that every AFL team has at least one former af2 player on its roster ... The Tulsa Talons outscored the Macon Knights 21-0 in the second quarter on their way to a 58-40 victory in the 2003 ArenaCup in front of a raucous, standing-room



2004 Laredo Law Media Guide



only crowd at the Tulsa Convention Center on Saturday, August 23 2003. Game MVP **CRAIG STRICKLAND** completed 19-of-28 passes for 254 yards and five touchdowns and he ran for two more scores.

PLAYER MOVEMENT REACHES NEW HIGHS, TEXAS WELCOMED INTO THE LEAGUE

Entering its Fifth Anniversary season in 2004, af2 continued to serve its purpose as a developmental league as over 20% of the players that went to 2004 AFL training camp rosters once played in af2. In addition, 17 coaches in the AFL for the 2004 season once coached in af2, and six officials from the 2003 af2 season were promoted to the AFL for 2004 ... Expansion continued in 2004 as teams in Laredo and Hidalgo Texas were added. The Mohegan Wolves relocated to Manchester, NH and the Bakersfield Blitz moved to Fresno to play as the Central Valley Coyotes. A new team (still to be known as the Blitz) was awarded to Bakersfield, and the Oklahoma City Yard Dawgz were also added to the league.

af2 Quick Facts

Season: Fifth – begins March 27

Web site: www.af2.com

Office of the Commissioner and AFL
105 Madison Avenue, 9th Floor
New York, NY 10016
Telephone: (212) 252-8100
Fax: (212) 252-8030
Commissioner: David Baker

arenafootball2 League office
20 North Wacker Drive, Suite 1231
Chicago, IL 60606
Telephone: (312) 621-7800
Fax: (312) 621-7870

Executive Director: Jay Marcus
Regional Director/Chief Compliance: Alex Narushka
Director of Football Operations: Robert Banks
Director of Finance: Dave Gervase
Director of Corporate Partnerships: Tom Ballard

Media Services Manager: Ron Deuter
Football Operations Coordinator: Mike Durst
Accounting Manager: Dusanka Pilja
Business Development/af2 Coordinator: Tiffanie Benjamin
AFL/af2 International Development Cord: Atsushi Suzuki

2004 af2 Teams (25):

Albany Conquest (Pepsi Arena – 13,901)
Arkansas Twisters (ALLTEL Arena – 16,508)
Bakersfield Blitz (Centennial Garden – 9,000)
Birmingham Steeldogs (Birmingham-Jefferson Civic Center–16,000)
Bossier-Shreveport Battle Wings (Century Tel Center – 12,500)
Cape Fear Wildcats (Crown Coliseum – 8,920)
Central Valley Coyotes (Selland Arena – 8,300)
Columbus Wardogs (Columbus Civic Center – 7,600)
Florida Firecats (TECO Arena - 7,128)
Green Bay Blizzard (Resch Center – 8,327)
Hawaiian Islanders (Neal Blaisdell Arena – 6,033)
Laredo Law (Laredo Entertainment Center – 8,000)
Louisville Fire (Freedom Hall – 15,646)

Macon Knights (Macon Coliseum – 7,182)
Manchester Wolves (Verizon Wireless Arena – 9,500)
Memphis Xplorers (DeSoto Center – 8,400)
Oklahoma City Yard Dawgz (Ford Center – 18,000)
Peoria Pirates (Peoria Civic Center – 9,772)
Quad City Steamwheelers (The Mark of the Quad Cities – 9,437)
Rio Grande Valley Dorados (Dodge Arena – 5,500)
San Diego Riptide (San Diego Sports Arena – 12,920)
Tennessee Valley Vipers (Von Braun Center – 6,642)
Tulsa Talons (Tulsa Convention Center – 7,111)
Wichita Stealth (Kansas Coliseum – 9,686)
Wilkes-Barre/Scranton Pioneers (Wachovia Arena– 7,500)





2004 Laredo Law Media Guide



Schedule: 200 Regular Season Games;

Regular Season: March 27-July 31, 2004

Playoffs: TBD

Playoff Qualification: TBD



Tiebreaking Procedures

If, at the end of the regular season, two or more clubs in the same division are tied with identical won-lost percentages, the following steps will be taken to determine rank.

Two Clubs

1. Head-to-head (best won-lost percentage in games among clubs).
2. If teams split head-to-head games, the next tiebreaker will be the point differential in those two games.
3. Best won-lost percentage in common games, if applicable
4. Strength of schedule (strength up).
5. Best net (total) touchdowns in all games
6. Coin toss

Three or More Clubs

- If two clubs remain tied after a third club is eliminated during any step, tiebreaker reverts to step 1 of the two-club format.
 - If one team wins multiple-team tiebreaker to advance to playoff round, remaining teams revert to step 1 of the two-club format.
 - All teams must have played head-to-head for step 1 to be utilized in a multiple-team tie.
1. Head-to-head (best won-lost percentage in games among clubs).
 2. Best won-lost percentage in common games, if applicable.
 3. Strength of schedule (strength up).
 4. Best net (total) touchdowns in all games.
 5. Coin toss

Roster Limits

Teams are prohibited, from the first day the league allows the assignment of a player until the first league-sanctioned cutdown date, from having more than 35 players on their rosters. Players on the following lists will be considered eligible to be counted for the 35-man roster: active list, injured reserve, suspended list, left squad, refused to report and physically unable to perform.

Teams will be required to reduce their active lists to 19-players by 2:00 p.m. (CST) on the Monday preceding the first weekend of the regular season. The 19-player active list will remain in effect for the remainder of the regular season. In the playoffs and ArenaCup, teams may have a 20-man active roster.

Each team will maintain a 19-man active and a two-man taxi-squad roster during the regular season. Every club must dress nineteen 19 players for each game.

International Players

Teams are allowed an additional two international players on the inactive roster, but are not allowed to have any more than 19 on the active roster, regardless of international status.

Waivers

Teams may not re-assign a player during the period beginning at 12:01 a.m. (CST) following that team's final game and ending at 12:01 a.m. (CST) on the first day of the assigning period.

Trades

A trade is a transaction involving two or more teams resulting in the exchange of rights of a player(s). At no time may cash be involved in any trade. The trading period will begin on the Monday following ArenaCup — and will end at 4:00 p.m. (CST) on Wednesday, June 2, 2004. Upon reporting to his new team, each traded player must pass the physical given by his new team. Failure to pass the physical and/or failure to report will nullify the trade.

Reserve Lists

The reserve list of each team consists of the following categories: retired, refused to report, left squad, injured reserve, injured exemption, League suspended, team suspended, exemptions, international and physically unable to perform.

Injured Reserve

A player who is placed on the short-term injured reserve list must be deactivated for a minimum of two (2) weeks. Preseason weeks will not count against that total. A player placed on long-term injured reserve must be deactivated for a minimum of 30 days. Teams activating players from their injured reserve list must do so no less than 24 hours prior to that team's game.





2004 Laredo Law Media Guide



GLOSSARY OF ARENA FOOTBALL TERMS

Ball in the Stands – When a ball is thrown or bounces into the seats surrounding the playing field, the “lucky” fan that catches the ball, keeps it. Although no official statistic has been recorded, it is estimated that the league gives away 15 to 20 balls per game.



Defensive Specialists – A pair of players, substituted for the quarterback and offensive specialist, who are the best “cover-men” on the team. Usually assigned to the opponents’ best receiver and offensive specialist.

Drop Kick – A field goal that is drop-kicked through the uprights is worth 4 points. An extra point attempt that is drop-kicked is worth 2 points.

Hometown Football – af2’s marketing slogan launched during the 2002 season. Hometown Football signifies what af2 is all about, a regional league focusing on geographical rivalries and local players.



Ironman –Signifies participants playing both offense and defense.

“Mac and Jack” Linebackers – “Mac” may rush the QB straight-on, without stunting, twisting or drop-back coverage. “Jack” must stay within an imaginary box behind the line of scrimmage. Either linebacker may cover the fullback or tight end, but double-teaming is

illegal. “Mac” typically plays fullback on offense while “Jack” plays wide receiver.

Offensive Motion – Unlike stadium-played football, one offensive back may go into forward motion prior to the snap of the ball.

Offensive Specialist – This player, substituted for one of the defensive specialists, usually plays wide receiver and kick returner. Simply one of the most dangerous players on the field, the offensive specialist typically is the first option on offense.

Rebound Nets – Goal-side rebound nets extend outward from each upright. The nets are approximately 30-feet wide by 32-feet high and extend to 40-feet above the playing surface. The bottom bars of the frames are positioned eight feet above the surface. Nets are stretched taut so a missed kick attempt will rebound off the net and back into the field of play. A ball is live when it caroms off the net.

Sideline Barriers – Similar to the sideboards that surround a hockey rink, the sideline barrier encircles the playing surface. The barrier is made of a high-density foam pad, measuring three inches thick. The sideline barriers are one to three feet beyond the field perimeter.

Stunting or Twisting – When a defensive lineman is rushing the passer, no “stunting” or “twisting” is allowed. In other words, linemen are required to power past offensive linemen straight-on, without using Reggie White-like moves.

Tight End –One offensive lineman must declare himself a tight end prior to the snap simply by raising his arm and “declaring” himself a tight end.

Two-Way Players – One of the primary “throwback” features of the Arena Football League and af2 is the fact that the game features eight-on-eight, single-platoon football, where six players on each team must play both offense and defense with limited substitutions.





2004 Laredo Law Media Guide



2003 af2 Final Regular Season Standings

Team	American Atlantic										
	Overall			Points			Pct	Home	Away	Neut	Streak
	W	L	T	For	Opp						
-----	-	-	-	----	----	----	----	----	----	----	-----
Cape Fear Wildcats..	10	6	0	819	713	.625	6-2-0	4-4-0	0-0-0		Won 2
Charleston Swamp Fox	9	7	0	749	652	.562	5-3-0	4-4-0	0-0-0		Won 3
Greensboro Prowlers..	9	7	0	809	813	.562	5-3-0	4-4-0	0-0-0		Won 5
Norfolk Nighthawks..	8	8	0	727	693	.500	5-3-0	3-5-0	0-0-0		Lost 2
Richmond Speed.....	6	10	0	629	761	.375	4-4-0	2-6-0	0-0-0		Lost 2

Team	American Northeast										
	Overall			Points			Pct	Home	Away	Neut	Streak
	W	L	T	For	Opp						
-----	-	-	-	----	----	----	----	----	----	----	-----
Albany Conquest.....	13	3	0	878	731	.812	8-0-0	5-3-0	0-0-0		Won 2
Mohegan Wolves.....	10	6	0	727	619	.625	7-1-0	3-5-0	0-0-0		Lost 1
W-B/S Pioneers.....	6	10	0	692	793	.375	5-3-0	1-7-0	0-0-0		Lost 2
Rochester Brigade...	3	13	0	571	799	.188	3-5-0	0-8-0	0-0-0		Won 1

Team	American South										
	Overall			Points			Pct	Home	Away	Neut	Streak
	W	L	T	For	Opp						
-----	-	-	-	----	----	----	----	----	----	----	-----
Tenn. Valley Vipers..	14	2	0	845	669	.875	8-0-0	6-2-0	0-0-0		Lost 2
Florida Firecats....	10	6	0	731	627	.625	4-4-0	6-2-0	0-0-0		Won 2
Macon Knights.....	10	6	0	788	675	.625	7-1-0	3-5-0	0-0-0		Won 2
Birmingham Steeldogs	7	9	0	735	716	.438	4-4-0	3-5-0	0-0-0		Lost 3
Columbus Wardogs....	4	12	0	548	767	.250	4-4-0	0-8-0	0-0-0		Lost 2



Team	National Central										
	Overall			Points			Pct	Home	Away	Neut	Streak
	W	L	T	For	Opp						
-----	-	-	-	----	----	----	----	----	----	----	-----
Tulsa Talons.....	13	3	0	823	690	.812	8-0-0	5-3-0	0-0-0		Won 3
Arkansas Twisters...	9	7	0	722	702	.562	4-4-0	5-3-0	0-0-0		Won 1
Memphis Xplorers....	6	10	0	703	655	.375	3-5-0	3-5-0	0-0-0		Lost 1
Bossier Battle Wings	3	13	0	631	840	.188	3-5-0	0-8-0	0-0-0		Lost 8

Team	National Midwest										
	Overall			Points			Pct	Home	Away	Neut	Streak
	W	L	T	For	Opp						
-----	-	-	-	----	----	----	----	----	----	----	-----
Q.C. Steamwheelers..	14	2	0	915	647	.875	7-1-0	7-1-0	0-0-0		Won 14
Cincinnati Swarm....	7	9	0	658	691	.438	4-4-0	3-5-0	0-0-0		Won 1
Louisville Fire.....	5	11	0	595	786	.312	3-5-0	2-6-0	0-0-0		Lost 1
Peoria Pirates.....	5	11	0	740	748	.312	3-5-0	2-6-0	0-0-0		Lost 1
Green Bay Blizzard..	2	14	0	547	760	.125	2-6-0	0-8-0	0-0-0		Lost 4

Team	National West										
	Overall			Points			Pct	Home	Away	Neut	Streak
	W	L	T	For	Opp						
-----	-	-	-	----	----	----	----	----	----	----	-----
Hawaiian Islanders..	10	6	0	737	747	.625	6-2-0	4-4-0	0-0-0		Lost 1
Wichita Stealth.....	8	7	1	726	721	.533	4-3-1	4-4-0	0-0-0		Lost 1
Bakersfield Blitz...	8	7	1	697	663	.533	5-3-0	3-4-1	0-0-0		Won 1
San Diego Riptide...	6	10	0	688	752	.375	3-5-0	3-5-0	0-0-0		Won 1



2004 Laredo Law Media Guide



2003 af2 Final Regular Season Team Stats

SCORING OFFENSE	G	TD	XP	2XP	FG	Saf	Pts	Avg
Q.C. Steamwheelers..	16	131	92	1	7	7	915	57.2
Albany Conquest.....	16	127	84	3	6	4	878	54.9
Tenn. Valley Vipers..	16	117	99	2	10	5	845	52.8
Tulsa Talons.....	16	116	83	7	6	6	823	51.4
Cape Fear Wildcats..	16	117	80	8	7	0	819	51.2
Greensboro Prowlers..	16	113	90	1	13	0	809	50.6
Macon Knights.....	16	112	96	0	6	1	788	49.2
Charleston Swamp Fox	16	105	65	8	12	1	749	46.8
Peoria Pirates.....	16	105	55	17	7	0	740	46.2
Hawaiian Islanders..	16	103	65	7	11	3	737	46.1
Birmingham Steeldogs	16	101	72	5	15	1	735	45.9
Florida Firecats....	16	101	76	6	11	2	731	45.7
Norfolk Nighthawks..	16	101	71	6	12	1	727	45.4
Mohegan Wolves.....	16	101	71	5	10	5	727	45.4
Wichita Stealth.....	16	104	70	5	6	2	726	45.4
Arkansas Twisters....	16	103	67	5	7	3	722	45.1
Memphis Xplorers....	16	97	53	2	9	5	703	43.9
Bakersfield Blitz...	16	96	66	4	13	4	697	43.6
W-B/S Pioneers.....	16	98	59	7	9	2	692	43.2
San Diego Riptide...	16	94	69	2	15	3	688	43.0
Cincinnati Swarm....	16	95	58	6	4	3	658	41.1
Bossier Battle Wings	16	92	37	14	4	1	631	39.4
Richmond Speed.....	16	89	49	5	10	3	629	39.3
Louisville Fire.....	16	80	59	5	12	5	595	37.2
Rochester Brigade...	16	80	36	13	9	1	571	35.7
Columbus Wardogs....	16	77	40	12	6	2	548	34.2
Green Bay Blizzard..	16	77	44	4	11	0	547	34.2

SCORING DEFENSE	G	TD	XP	2XP	FG	Saf	Pts	Avg
Mohegan Wolves.....	16	86	57	5	12	0	619	38.7
Florida Firecats....	16	87	64	3	9	3	627	39.2
Q.C. Steamwheelers..	16	91	55	13	6	1	647	40.4
Charleston Swamp Fox	16	90	64	5	12	1	652	40.8
Memphis Xplorers....	16	91	61	5	10	4	655	40.9
Bakersfield Blitz...	16	91	57	10	12	2	663	41.4
Tenn. Valley Vipers..	16	96	63	4	6	1	669	41.8
Macon Knights.....	16	97	61	7	6	0	675	42.2
Tulsa Talons.....	16	99	61	7	7	0	690	43.1
Cincinnati Swarm....	16	98	70	3	5	6	691	43.2
Norfolk Nighthawks..	16	98	73	5	6	2	693	43.3
Arkansas Twisters..	16	96	62	7	13	3	702	43.9
Cape Fear Wildcats..	16	99	73	6	10	1	713	44.6
Birmingham Steeldogs	16	100	66	6	9	4	716	44.8
Wichita Stealth.....	16	103	67	4	7	3	721	45.1
Albany Conquest.....	16	106	58	7	7	1	731	45.7
Hawaiian Islanders..	16	103	70	4	15	3	747	46.7
Peoria Pirates.....	16	104	76	4	10	5	748	46.8
San Diego Riptide...	16	108	74	4	6	2	752	47.0
Green Bay Blizzard..	16	105	77	6	11	4	760	47.5
Richmond Speed.....	16	109	64	7	9	1	761	47.6
Columbus Wardogs....	16	110	74	4	7	2	767	47.9
Louisville Fire.....	16	110	72	6	8	7	786	49.1
W-B/S Pioneers.....	16	112	70	9	9	3	793	49.6
Rochester Brigade...	16	111	75	3	14	5	799	49.9
Greensboro Prowlers	16	116	71	10	8	1	813	50.8
Bossier Battle Wings	16	116	71	6	14	5	840	52.5

TOTAL OFFENSE	G	Rush	Pass	Plays	Yards	Avg/P	TD	Yds/G
Albany Conquest.....	16	335	4470	663	4805	7.2	119	300.3
Q.C. Steamwheelers..	16	192	4423	619	4635	7.5	122	289.7
Greensboro Prowlers..	16	315	4025	618	4340	7.0	105	271.2
Tenn. Valley Vipers..	16	102	4130	658	4232	6.4	108	264.5
Cape Fear Wildcats..	16	497	3646	667	4143	6.2	109	258.9
Macon Knights.....	16	212	3872	634	4084	6.4	100	255.2
Charleston Swamp Fox	16	282	3785	688	4067	5.9	95	254.2
Tulsa Talons.....	16	316	3679	659	3995	6.1	111	249.7
San Diego Riptide...	16	369	3602	613	3971	6.5	83	248.2
Norfolk Nighthawks..	16	231	3723	594	3954	6.7	96	247.1
W-B/S Pioneers.....	16	438	3515	726	3953	5.4	94	247.1
Hawaiian Islanders..	16	811	3139	608	3950	6.5	97	246.9
Wichita Stealth.....	16	471	3417	650	3888	6.0	97	243.0
Arkansas Twisters..	16	437	3335	659	3772	5.7	92	235.8
Richmond Speed.....	16	364	3406	659	3770	5.7	83	235.6
Peoria Pirates.....	16	266	3463	587	3729	6.4	97	233.1
Cincinnati Swarm....	16	184	3504	698	3688	5.3	84	230.5
Bossier Battle Wings	16	289	3385	630	3674	5.8	84	229.6
Louisville Fire.....	16	381	3243	636	3624	5.7	76	226.5
Green Bay Blizzard..	16	255	3359	646	3614	5.6	73	225.9
Bakersfield Blitz...	16	238	3370	600	3608	6.0	86	225.5
Columbus Wardogs....	16	250	3355	687	3605	5.2	73	225.3
Memphis Xplorers....	16	251	3318	634	3569	5.6	88	223.1
Rochester Brigade...	16	204	3345	674	3549	5.3	75	221.8
Mohegan Wolves.....	16	398	3140	550	3538	6.4	86	221.1
Florida Firecats....	16	276	3255	622	3531	5.7	93	220.7
Birmingham Steeldogs	16	317	3189	629	3506	5.6	90	219.1

TOTAL DEFENSE	G	Rush	Pass	Plays	Yards	Avg/P	TD	Yds/G
Columbus Wardogs....	16	221	3109	586	3330	5.7	100	208.1
Arkansas Twisters...	16	248	3087	616	3335	5.4	86	208.4
Bakersfield Blitz...	16	453	2933	579	3386	5.8	81	211.6
Charleston Swamp Fox	16	197	3200	660	3397	5.1	80	212.3
Memphis Xplorers....	16	378	3122	663	3500	5.3	83	218.8
Cincinnati Swarm....	16	257	3422	626	3679	5.9	90	229.9
Florida Firecats....	16	280	3465	688	3745	5.4	83	234.1
Macon Knights.....	16	232	3534	653	3766	5.8	89	235.4
Richmond Speed.....	16	433	3392	575	3825	6.7	98	239.1
Louisville Fire.....	16	332	3516	622	3848	6.2	96	240.5
Q.C. Steamwheelers..	16	595	3300	682	3895	5.7	81	243.4
Albany Conquest.....	16	284	3620	632	3904	6.2	99	244.0
Hawaiian Islanders..	16	255	3652	689	3907	5.7	97	244.2
Tenn. Valley Vipers..	16	214	3713	666	3927	5.9	90	245.4
Mohegan Wolves.....	16	287	3641	670	3928	5.9	79	245.5
Wichita Stealth.....	16	299	3630	608	3929	6.5	95	245.6
Cape Fear Wildcats..	16	236	3722	650	3958	6.1	92	247.4
Peoria Pirates.....	16	390	3623	632	4013	6.3	94	250.8
Bossier Battle Wings	16	308	3758	661	4066	6.2	107	254.1
Norfolk Nighthawks..	16	263	3822	679	4085	6.0	95	255.3
Green Bay Blizzard..	16	387	3704	616	4091	6.6	96	255.7
Birmingham Steeldogs	16	246	3898	671	4144	6.2	99	259.0
San Diego Riptide...	16	445	3716	650	4161	6.4	102	260.1
W-B/S Pioneers.....	16	272	3915	592	4187	7.1	107	261.7
Rochester Brigade...	16	359	3864	612	4223	6.9	97	263.9
Greensboro Prowlers	16	383	3847	691	4230	6.1	105	264.4
Tulsa Talons.....	16	431	3908	639	4339	6.8	95	271.2

PASS OFFENSE	G	Att	Cmp	Int	Pct.	Yds	Avg	TD	Yds/G
Albany Conquest.....	16	534	358	14	67.0	4470	8.4	88	279.4
Q.C. Steamwheelers..	16	525	294	7	56.0	4443	8.5	97	277.7
Tenn. Valley Vipers..	16	543	318	19	58.6	4130	7.6	87	258.1
Greensboro Prowlers..	16	485	277	12	57.1	4025	8.3	84	251.6
Macon Knights.....	16	532	334	17	62.8	3872	7.3	60	242.0
Charleston Swamp Fox	16	586	310	19	52.9	3785	6.5	73	236.6
Norfolk Nighthawks..	16	487	294	16	60.4	3723	7.6	70	232.7
Tulsa Talons.....	16	529	304	11	57.5	3679	7.0	84	229.9
Cape Fear Wildcats..	16	489	342	15	69.9	3646	7.5	63	227.9
San Diego Riptide...	16	510	291	23	57.1	3602	7.1	66	225.1
W-B/S Pioneers.....	16	571	324	16	56.7	3515	6.2	67	219.7
Cincinnati Swarm....	16	572	312	23	54.5	3504	6.1	65	219.0
Peoria Pirates.....	16	486	271	16	55.8	3463	7.1	78	216.4
Wichita Stealth.....	16	501	274	17	54.7	3417	6.8	64	213.6
Richmond Speed.....	16	513	310	16	60.4	3406	6.6	60	212.9
Bossier Battle Wings	16	535	275	18	51.4	3385	6.3	59	211.6
Bakersfield Blitz...	16	497	292	11	58.8	3370	6.8	68	210.6
Green Bay Blizzard..	16	552	298	22	54.0	3359	6.1	60	209.9
Columbus Wardogs....	16	579	327	25	56.5	3355	5.8	51	209.7
Rochester Brigade...	16	585	313	15	53.5	3345	5.7	62	209.1
Arkansas Twisters..	16	507	272	26	53.6	3335	6.6	65	208.4
Memphis Xplorers....	16	501	285	17	56.9	3318	6.6	66	207.4
Florida Firecats....	16	497	297	8	59.8	3255	6.5	76	203.4
Louisville Fire.....	16	490	261	16	53.3	3243	6.6	48	202.7
Birmingham Steeldogs	16	491	280	16	57.0	3189	6.5	61	199.3
Mohegan Wolves.....	16	405	234	15	57.8	3140	7.8	54	196.2
Hawaiian Islanders..	16	431	223	13	51.7	3139	7.3	61	196.2

PASS DEFENSE	G	Att	Cmp	Int	Pct.	Yds	Avg	TD	Yds/G
Bakersfield Blitz...	16	439	220	13	50.1	2933	6.7	54	183.3
Arkansas Twisters...	16	513	259	28	50.5	3087	6.0	58	192.9
Columbus Wardogs....	16	478	261	8	54.6	3109	6.5	74	194.3
Memphis Xplorers....	16	518	292	15	56.4	3122	6.0	56	195.1
Charleston Swamp Fox	16	543	295	34	54.3	3200	5.9	64	200.0
Q.C. Steamwheelers..	16	560	286	21	51.1	3300	5.9	58	206.2
Richmond Speed.....	16	458	269	9	58.7	3392	7.4	65	212.0
Cincinnati Swarm....	16	503	260	20	51.7	3422	6.8	74	213.9
Florida Firecats....	16	538	322	19	59.9	3465	6.4	50	216.6
Louisville Fire.....	16	50							



2004 Laredo Law Media Guide



RUSHING OFFENSE	G	Att	Yds	Avg	TD	Yds/G
Hawaiian Islanders..	16	177	811	4.6	36	50.7
Cape Fear Wildcats..	16	178	497	2.8	46	31.1
Wichita Stealth.....	16	149	471	3.2	33	29.4
W-B/S Pioneers.....	16	155	438	2.8	27	27.4
Arkansas Twisters....	16	152	437	2.9	27	27.3
Mohegan Wolves.....	16	145	398	2.7	32	24.9
Louisville Fire.....	16	146	381	2.6	28	23.8
San Diego Riptide....	16	103	369	3.6	17	23.1
Richmond Speed.....	16	146	364	2.5	23	22.8
Albany Conquest.....	16	129	335	2.6	31	20.9
Birmingham Steeldogs	16	138	317	2.3	29	19.8
Tulsa Talons.....	16	130	316	2.4	27	19.8
Greensboro Prowlers..	16	133	315	2.4	21	19.7
Bossier Battle Wings	16	95	289	3.0	25	18.1
Charleston Swamp Fox	16	102	282	2.8	22	17.6
Florida Firecats.....	16	125	276	2.2	17	17.2
Peoria Pirates.....	16	101	266	2.6	19	16.6
Green Bay Blizzard..	16	94	255	2.7	13	15.9
Memphis Xplorers....	16	133	251	1.9	22	15.7
Columbus Wardogs....	16	108	250	2.3	22	15.6
Bakersfield Blitz...	16	103	238	2.3	18	14.9
Norfolk Nighthawks..	16	107	231	2.2	26	14.4
Macon Knights.....	16	102	212	2.1	40	13.2
Rochester Brigade...	16	89	204	2.3	13	12.8
Q.C. Steamwheelers..	16	94	192	2.0	25	12.0
Cincinnati Swarm....	16	126	184	1.5	19	11.5
Tenn. Valley Vipers..	16	115	102	0.9	21	6.4

RUSHING DEFENSE	G	Rushes	Yards	Avg.	TD	Yds/G
Charleston Swamp Fox	16	117	197	1.7	16	12.3
Tenn. Valley Vipers..	16	95	214	2.3	19	13.4
Columbus Wardogs....	16	108	221	2.0	26	13.8
Macon Knights.....	16	120	232	1.9	21	14.5
Cape Fear Wildcats..	16	110	236	2.1	32	14.8
Birmingham Steeldogs	16	128	246	1.9	22	15.4
Arkansas Twisters....	16	103	248	2.4	28	15.5
Hawaiian Islanders..	16	135	255	1.9	26	15.9
Cincinnati Swarm....	16	123	257	2.1	16	16.1
Norfolk Nighthawks..	16	150	263	1.8	23	16.4
W-B/S Pioneers.....	16	114	272	2.4	27	17.0
Florida Firecats....	16	150	280	1.9	33	17.5
Albany Conquest.....	16	130	284	2.2	23	17.8
Mohegan Wolves.....	16	104	287	2.8	19	17.9
Wichita Stealth.....	16	115	299	2.6	25	18.7
Bossier Battle Wings	16	147	308	2.1	27	19.2
Louisville Fire.....	16	122	332	2.7	22	20.8
Rochester Brigade...	16	116	359	3.1	24	22.4
Memphis Xplorers....	16	145	378	2.6	27	23.6
Greensboro Prowlers..	16	138	383	2.8	28	23.9
Green Bay Blizzard..	16	137	387	2.8	33	24.2
Peoria Pirates.....	16	149	390	2.6	30	24.4
Tulsa Talons.....	16	114	431	3.8	20	26.9
Richmond Speed.....	16	117	433	3.7	33	27.1
San Diego Riptide....	16	126	445	3.5	29	27.8
Bakersfield Blitz...	16	140	453	3.2	27	28.3
Q.C. Steamwheelers..	16	122	595	4.9	23	37.2

SCORING (NON-KICK)	G	TD	Rush	Pass	KOR	MFG	I/F	2PT	Pts
Q.C. Steamwheelers..	16	131	25	97	4	0	5	1	788
Albany Conquest.....	16	127	31	88	1	0	7	3	768
Cape Fear Wildcats..	16	117	46	63	5	0	3	8	718
Tulsa Talons.....	16	116	27	84	3	1	1	7	710
Tenn. Valley Vipers..	16	117	21	87	1	0	8	2	706
Greensboro Prowlers..	16	113	21	84	4	0	4	1	680
Macon Knights.....	16	112	40	60	3	1	8	0	672
Peoria Pirates.....	16	105	19	78	4	0	4	17	664
Charleston Swamp Fox	16	105	22	73	3	1	6	8	646
Wichita Stealth.....	16	104	33	64	1	2	4	5	634
Hawaiian Islanders..	16	103	36	61	2	0	4	7	632
Arkansas Twisters....	16	103	27	65	2	2	7	5	628
Florida Firecats....	16	101	17	76	1	1	6	6	618
Norfolk Nighthawks..	16	101	26	70	4	0	1	6	618
Birmingham Steeldogs	16	101	29	61	6	0	5	5	616
Mohegan Wolves.....	16	101	32	54	4	1	10	5	616
W-B/S Pioneers.....	16	98	27	67	1	1	2	7	602
Memphis Xplorers....	16	97	22	66	2	1	6	2	586
Bakersfield Blitz...	16	96	18	68	3	1	6	4	584
Cincinnati Swarm....	16	95	19	65	8	0	3	6	582
Bossier Battle Wings	16	92	25	59	5	1	2	14	580
San Diego Riptide....	16	94	17	66	4	3	4	2	568
Richmond Speed.....	16	89	23	60	5	0	1	5	544
Rochester Brigade...	16	80	13	62	3	0	2	13	506
Louisville Fire.....	16	80	28	48	2	0	2	5	490
Columbus Wardogs....	16	77	22	51	3	0	1	12	486
Green Bay Blizzard..	16	77	13	60	2	1	1	4	470

SCORING (KICKING)	G	PAT	2PAT	FGs	4FGs	Pts
Tenn. Valley Vipers..	16	99-112	0-0	10-17	0-0	129
Greensboro Prowlers..	16	90-112	0-0	13-40	0-0	129
Birmingham Steeldogs	16	72-88	0-0	15-34	0-0	117
Macon Knights.....	16	96-111	0-0	6-14	0-0	114
San Diego Riptide....	16	69-83	0-0	15-39	0-0	114

Q.C. Steamwheelers..	16	92-127	0-0	7-26	0-0	113
Florida Firecats....	16	76-93	0-0	11-31	0-0	109
Norfolk Nighthawks..	16	71-94	0-0	12-29	0-0	107
Memphis Xplorers....	16	53-97	24-42	9-30	3-5	107
Bakersfield Blitz...	16	66-85	0-0	13-46	0-0	105
Albany Conquest.....	16	84-117	0-0	6-16	0-0	102
Mohegan Wolves.....	16	71-94	0-0	10-35	0-0	101
Tulsa Talons.....	16	83-103	0-0	6-22	0-0	101
Cape Fear Wildcats..	16	80-107	0-0	7-20	0-0	101
Charleston Swamp Fox	16	65-88	0-0	12-33	0-0	101
Hawaiian Islanders..	16	65-85	1-3	11-34	0-0	99
Louisville Fire.....	16	59-70	0-0	12-42	0-0	95
Wichita Stealth.....	16	70-88	0-0	6-34	0-0	88
Arkansas Twisters....	16	67-86	0-0	7-29	0-0	88
W-B/S Pioneers.....	16	59-81	0-0	9-34	0-0	86
Richmond Speed.....	16	49-74	0-0	10-38	0-0	79
Green Bay Blizzard..	16	44-60	0-0	11-35	0-0	77
Peoria Pirates.....	16	55-72	0-0	7-31	0-0	76
Cincinnati Swarm....	16	58-80	0-0	4-33	0-0	70
Rochester Brigade...	16	36-56	0-0	9-41	0-0	63
Columbus Wardogs....	16	40-60	0-0	6-27	0-0	58
Bossier Battle Wings	16	37-58	0-0	4-19	0-0	49

PASS RATING	G	Att	Cmp	Pct	Int	Yds	TD	Rat.
Albany Conquest.....	16	534	358	.670	14	4602	88	122.5
Q.C. Steamwheelers..	16	525	294	.560	7	4505	97	118.5
Greensboro Prowlers..	16	485	277	.571	12	4044	84	113.7
Cape Fear Wildcats..	16	489	342	.699	15	3778	63	112.0
Florida Firecats....	16	497	297	.598	8	3364	76	111.6
Tulsa Talons.....	16	529	304	.575	11	3756	84	110.5
Tenn. Valley Vipers..	16	543	318	.586	19	4147	87	107.7
Norfolk Nighthawks..	16	487	294	.604	16	3839	70	107.5
Bakersfield Blitz...	16	497	292	.588	11	3457	68	105.0
Peoria Pirates.....	16	486	271	.558	16	3585	78	105.2
Mohegan Wolves.....	16	405	234	.578	15	3239	54	101.5
Macon Knights.....	16	532	334	.628	17	3920	60	100.0
Hawaiian Islanders..	16	431	223	.517	13	3265	61	99.6
Richmond Speed.....	16	513	310	.604	16	3599	60	97.9
Memphis Xplorers....	16	501	285	.569	17	3445	66	96.9
Birmingham Steeldogs	16	491	280	.570	16	3300	61	95.1
Wichita Stealth.....	16	501	274	.547	17	3484	64	94.4
W-B/S Pioneers.....	16	571	324	.567	16	3617	67	93.4
San Diego Riptide...	16	510	291	.571	23	3746	66	93.8
Charleston Swamp Fox	16	586	310	.529	19	3860	73	91.2
Rochester Brigade...	16	585	313	.535	15	3538	62	87.7
Louisville Fire.....	16	490	261	.533	16	3367	48	86.0
Arkansas Twisters....	16	507	272	.536	26	3494	65	86.2
Bossier Battle Wings	16	535	275	.514	18	3663	59	87.0
Cincinnati Swarm....	16	572	312	.545	23	3559	65	85.1
Green Bay Blizzard..	16	552	298	.540	22	3524	60	84.2
Columbus Wardogs....	16	579	327	.565	25	3582	51	79.0

PASS DEF RATING	G	Att	Cmp	Int	Pct.	Yds	TD	Rat.
Arkansas Twisters....	16	513	259	28	50.5	3188	58	75.6
Charleston Swamp Fox	16	543	295	34	54.3	3311	64	76.1
Q.C. Steamwheelers..	16	560	286	21	51.1	3458	58	80.6
Florida Firecats....	16	538	322	19	59.9	3640	50	88.7
Memphis Xplorers....	16	518	292	15	56.4	3343	56	90.9
Tenn. Valley Vipers..	16	571	304	20	53.2	3912	71	91.5
Bakersfield Blitz...	16	439	220	13	50.1	3094	54	91.6
Mohegan Wolves.....	16	566	306	14	54.1	3863	60	91.8
Cincinnati Swarm....	16	503	260	20	51.7	3490	74	94.3
Macon Knights.....	16	533	302	18	56.7	3608	68	95.3
Hawaiian Islanders..	16	554	316	15	57.0	3713	71	98.3
Wichita Stealth.....	16	493	284	21	57.6	3726	70	99.3
Louisville Fire.....	16	500	272	18	54.4	3539	74	98.9
Cape Fear Wildcats..	16	540	316	11	58.5	3822	60	99.6
Tulsa Talons.....	16	525	284	17	54.1	4040	75	101.4
Peoria Pirates.....	16	483	281	15	58.2	3757	64	103.2
Albany Conquest.....	16	502	282	17	56.2	3762	76	103.9
Greensboro Prowlers..	16	553	342	19	61.8	4008	77	104.3
Birmingham Steeldogs	16	543	323	18	59.5	4017	77	104.1
San Diego Riptide...	16	524	306	12	58.4	3801	73	106.3
Columbus Wardogs....	16	478	261	8	54.6	3194	74	107.2
Norfolk Nighthawks..	16	529	329	12	62.2	3961	72	109.7
Richmond Speed.....	16	458	269	9	58.7	3523	65	110.4
Green Bay Blizzard..	16	479	298	11	62.2	3750	63	109.9
Rochester Brigade...	16	496	317	17	63.9	3911	73	110.7
Bossier Battle Wings	16	514	333	9	64.8	3813	80	118.6
W-B/S Pioneers.....	16	478	311	12	65.1	4035	80	120.6

KICKOFF RETURNS	G	Ret	Yds
-----------------	---	-----	-----



2004 Laredo Law Media Guide



Greensboro Prowlers.. 16	87	1749	4	20.1
Albany Conquest..... 16	84	1680	1	20.0
Bossier Battle Wings 16	116	2296	5	19.8
Columbus Wardogs... 16	83	1639	3	19.7
Q.C. Steamwheelers.. 16	80	1570	4	19.6
Rochester Brigade... 16	84	1556	3	18.5
Birmingham Steeldogs 16	89	1639	6	18.4
Tenn. Valley Vipers.. 16	74	1361	1	18.4
Bakersfield Blitz... 16	79	1449	3	18.3
Green Bay Blizzard.. 16	92	1661	2	18.1
Charleston Swamp Fox 16	80	1419	3	17.7
W-B/S Pioneers..... 16	84	1482	1	17.6
Arkansas Twisters... 16	87	1531	2	17.6
Wichita Stealth..... 16	79	1385	1	17.5
Florida Firecats.... 16	73	1279	1	17.5

W-B/S Pioneers..... 16	9-34	.265	0-0	.000
Richmond Speed..... 16	10-38	.263	0-0	.000
Arkansas Twisters... 16	7-29	.241	0-0	.000
Peoria Pirates..... 16	7-31	.226	0-0	.000
Columbus Wardogs... 16	6-27	.222	0-0	.000
Rochester Brigade... 16	9-41	.220	0-0	.000
Bossier Battle Wings 16	4-19	.211	0-0	.000
Wichita Stealth..... 16	6-34	.176	0-0	.000
Cincinnati Swarm... 16	4-33	.121	0-0	.000

MFG RETURNS					
	G	Ret	Yds	TD	Avg
Macon Knights..... 16	5	143	1	28.6	
Florida Firecats.... 16	6	149	1	24.8	
Wichita Stealth..... 16	12	292	2	24.3	
San Diego Riptide... 16	17	390	3	22.9	
Arkansas Twisters... 16	13	277	2	21.3	
Bakersfield Blitz... 16	15	310	1	20.7	
Charleston Swamp Fox 16	16	327	1	20.4	
Mohegan Wolves..... 16	13	258	1	19.8	
Tulsa Talons..... 16	22	429	1	19.5	
Memphis Xplorers... 16	6	117	1	19.5	
Green Bay Blizzard.. 16	6	115	1	19.2	
Q.C. Steamwheelers.. 16	12	226	0	18.8	
Bossier Battle Wings 16	8	137	1	17.1	
Hawaiian Islanders.. 16	17	278	0	16.4	
Birmingham Steeldogs 16	8	130	0	16.2	
Norfolk Nighthawks.. 16	12	190	0	15.8	
Albany Conquest..... 16	20	297	0	14.9	
Cincinnati Swarm... 16	12	178	0	14.8	
Greensboro Prowlers.. 16	10	145	0	14.5	
Rochester Brigade... 16	10	133	0	13.3	
Tenn. Valley Vipers.. 16	14	180	0	12.9	
Richmond Speed..... 16	12	152	0	12.7	
Columbus Wardogs... 16	13	151	0	11.6	
Cape Fear Wildcats.. 16	12	107	0	8.9	
Peoria Pirates..... 16	14	124	0	8.9	
Louisville Fire..... 16	13	107	0	8.2	
W-B/S Pioneers..... 16	15	69	1	4.6	

PAT KICKING					
	G	PAT-ATT	Pct	2PAT-ATT	Pct
Tenn. Valley Vipers.. 16	99-112	.884	0-0	.000	
Macon Knights..... 16	96-111	.865	0-0	.000	
Louisville Fire..... 16	59-70	.843	0-0	.000	
San Diego Riptide... 16	69-83	.831	0-0	.000	
Birmingham Steeldogs 16	72-88	.818	0-0	.000	
Florida Firecats.... 16	76-93	.817	0-0	.000	
Tulsa Talons..... 16	83-103	.806	0-0	.000	
Greensboro Prowlers.. 16	90-112	.804	0-0	.000	
Wichita Stealth..... 16	70-88	.795	0-0	.000	
Arkansas Twisters... 16	67-86	.779	0-0	.000	
Bakersfield Blitz... 16	66-85	.776	0-0	.000	
Hawaiian Islanders.. 16	65-85	.765	1-3	.333	
Peoria Pirates..... 16	55-72	.764	0-0	.000	
Norfolk Nighthawks.. 16	71-94	.755	0-0	.000	
Mohegan Wolves..... 16	71-94	.755	0-0	.000	
Cape Fear Wildcats.. 16	80-107	.748	0-0	.000	
Charleston Swamp Fox 16	65-88	.739	0-0	.000	
Green Bay Blizzard.. 16	44-60	.733	0-0	.000	
W-B/S Pioneers..... 16	59-81	.728	0-0	.000	
Cincinnati Swarm... 16	58-80	.725	0-0	.000	
Q.C. Steamwheelers.. 16	92-127	.724	0-0	.000	
Albany Conquest..... 16	84-117	.718	0-0	.000	
Columbus Wardogs... 16	40-60	.667	0-0	.000	
Richmond Speed..... 16	49-74	.662	0-0	.000	
Rochester Brigade... 16	36-56	.643	0-0	.000	
Bossier Battle Wings 16	37-58	.638	0-0	.000	
Memphis Xplorers... 16	53-97	.546	24-42	.571	

TURNOVER MARGIN										
	G	Fum	Int	Tot	Fum	Int	Tot	Mar	Per/G	
Charleston Swamp Fox 16	16	34	50	10	19	29	+21	1.31		
Florida Firecats.... 16	25	19	44	16	8	24	+20	1.25		
Q.C. Steamwheelers.. 16	13	21	34	11	7	18	+16	1.00		
Greensboro Prowlers.. 16	17	19	36	15	12	27	+9	0.56		
Bakersfield Blitz... 16	13	13	26	7	11	18	+8	0.50		
Albany Conquest..... 16	18	17	35	13	14	27	+8	0.50		
Tenn. Valley Vipers.. 16	23	20	43	17	19	36	+7	0.44		
Tulsa Talons..... 16	8	17	25	7	11	18	+7	0.44		
Arkansas Twisters... 16	12	28	40	8	26	34	+6	0.38		
Macon Knights..... 16	14	18	32	9	17	26	+6	0.38		
Memphis Xplorers... 16	21	15	36	14	17	31	+5	0.31		
Cape Fear Wildcats.. 16	19	11	30	13	15	28	+2	0.12		
Mohegan Wolves..... 16	12	14	26	10	15	25	+1	0.06		
Norfolk Nighthawks.. 16	11	12	23	7	16	23	+0	0.00		
Rochester Brigade... 16	12	17	29	16	15	31	-2	-0.12		
Peoria Pirates..... 16	11	15	26	13	16	29	-3	-0.19		
Birmingham Steeldogs 16	16	18	34	22	16	38	-4	-0.25		
Hawaiian Islanders.. 16	10	15	25	16	13	29	-4	-0.25		
Cincinnati Swarm... 16	17	20	37	19	23	42	-5	-0.31		
Louisville Fire..... 16	12	18	30	20	16	36	-6	-0.38		
Green Bay Blizzard.. 16	15	11	26	11	22	33	-7	-0.44		
Wichita Stealth..... 16	6	21	27	17	17	34	-7	-0.44		
San Diego Riptide... 16	10	12	22	6	23	29	-7	-0.44		
W-B/S Pioneers..... 16	7	12	19	12	16	28	-9	-0.56		
Bossier Battle Wings 16	8	9	17	17	18	35	-18	-1.12		
Richmond Speed..... 16	14	9	23	26	16	42	-19	-1.19		
Columbus Wardogs... 16	6	8	14	14	25	39	-25	-1.56		

SACKS BY			
	G	Sacks	Yards
Memphis Xplorers... 16	37	221	
Tenn. Valley Vipers.. 16	33	199	
Bakersfield Blitz... 16	30	161	
Mohegan Wolves..... 16	29	222	
Albany Conquest..... 16	27	142	
Florida Firecats.... 16	27	175	
Tulsa Talons..... 16	25	132	
Peoria Pirates..... 16	25	134	
Norfolk Nighthawks.. 16	25	139	
W-B/S Pioneers..... 16	24	120	
Richmond Speed..... 16	23	131	
Q.C. Steamwheelers.. 16	23	158	
Greensboro Prowlers.. 16	22	161	
Arkansas Twisters... 16	20	101	
San Diego Riptide... 16	18	85	
Louisville Fire..... 16	17	23	
Cape Fear Wildcats.. 16	16	100	
Charleston Swamp Fox 16	16	111	
Birmingham Steeldogs 16	15	119	
Macon Knights..... 16	15	74	
Hawaiian Islanders.. 16	15	61	
Wichita Stealth..... 16	15	96	
Green Bay Blizzard.. 16	14	46	
Columbus Wardogs... 16	14	85	
Bossier Battle Wings 16	12	55	
Cincinnati Swarm... 16	12	68	
Rochester Brigade... 16	10	47	

FIELD GOALS					
	G	FGM-ATT	Pct	4FGM-ATT	Pct
Tenn. Valley Vipers.. 16	10-17	.588	0-0	.000	
Birmingham Steeldogs 16	15-34	.441	0-0	.000	
Macon Knights..... 16	6-14	.429	0-0	.000	
Norfolk Nighthawks.. 16	12-29	.414	0-0	.000	
San Diego Riptide... 16	15-39	.385	0-0	.000	
Albany Conquest..... 16	6-16	.375	0-0	.000	
Charleston Swamp Fox 16	12-33	.364	0-0	.000	
Florida Firecats.... 16	11-31	.355	0-0	.000	
Cape Fear Wildcats.. 16	7-20	.350	0-0	.000	
Greensboro Prowlers.. 16	13-40	.325	0-0	.000	
Hawaiian Islanders.. 16	11-34	.324	0-0	.000	
Green Bay Blizzard.. 16	11-35	.314	0-0	.000	
Memphis Xplorers... 16	9-30	.300	3-5	.600	
Louisville Fire..... 16	12-42	.286	0-0	.000	
Mohegan Wolves..... 16	10-35	.286	0-0	.000	
Bakersfield Blitz... 16	13-46	.283	0-0	.000	
Tulsa Talons..... 16	6-22	.273	0-0	.000	
Q.C. Steamwheelers.. 16	7-26	.269	0-0	.000	

SACKS AGAINST			
	G	Sacks	Yards
Tenn. Valley Vipers.. 16	3	17	
Greensboro Prowlers.. 16	4	19	
Wichita Stealth..... 16	9	67	
Macon Knights..... 16	10	48	
Q.C. Steamwheelers.. 16	11	62	
Tulsa Talons..... 16	12	77	
Florida Firecats.... 16	12	109	
Charleston Swamp Fox 16	13	75	
W-B/S Pioneers..... 16	17	102	
Birmingham Steeldogs 16	17	111	
Mohegan Wolves..... 16	17	99	
Hawaiian Islanders.. 16	17	126	
Cape Fear Wildcats.. 16	19	132	
Bakersfield Blitz... 16	20	87	
Cincinnati Swarm... 16	20	55	
Albany Conquest..... 16	21	132	
Memphis Xplorers... 16	22	127	
Norfolk Nighthawks.. 16	23	116	
Peoria Pirates..... 16	25	122	
Arkansas Twisters... 16	27	159	
San Diego Riptide... 16	28	144	
Rochester Brigade... 16	30	193	
Columbus Wardogs... 16	32	227	
Louisville Fire..... 16	33	124	
Green Bay Blizzard.. 16	34	165	



2004 Laredo Law Media Guide



Richmond Speed.....	16	38	193
Bossier Battle Wings	16	45	278

Norfolk Nighthawks..	16	28	193	63	284
----------------------	----	----	-----	----	-----

FIRST DOWNS

	G	Rush	Pass	Pen	Total
Albany Conquest.....	16	20	213	72	305
Cape Fear Wildcats..	16	51	177	74	302
Q.C. Steamwheelers..	16	14	201	54	270
Macon Knights.....	16	14	187	69	270
W-B/S Pioneers.....	16	31	164	65	260
Norfolk Nighthawks..	16	33	163	63	259
Greensboro Prowlers.	16	23	179	57	259
Tenn. Valley Vipers.	16	12	182	62	256
Richmond Speed.....	16	23	166	62	251
Arkansas Twisters...	16	25	147	75	247
Peoria Pirates.....	16	24	158	62	244
Columbus Wardogs....	16	17	157	66	240
Birmingham Steeldogs	16	18	141	81	240
Florida Firecats....	16	15	168	56	239
San Diego Riptide....	16	14	163	62	239
Louisville Fire.....	16	44	149	42	235
Rochester Brigade...	16	11	154	69	234
Tulsa Talons.....	16	19	170	44	233
Bossier Battle Wings	16	14	159	60	233
Hawaiian Islanders..	16	40	158	34	232
Wichita Stealth.....	16	28	153	43	224
Memphis Xplorers....	16	25	151	48	224
Charleston Swamp Fox	16	18	162	43	223
Cincinnati Swarm....	16	21	161	36	219
Bakersfield Blitz....	16	14	165	37	216
Green Bay Blizzard..	16	11	158	46	215
Mohegan Wolves.....	16	21	141	42	204

OPPONENT 1ST DOWNS

	G	Rush	Pass	Pen	Total
Columbus Wardogs....	16	16	126	55	197
Bakersfield Blitz....	16	25	124	49	198
Arkansas Twisters...	16	18	134	64	216
Cincinnati Swarm....	16	15	161	48	224
Peoria Pirates.....	16	27	167	32	226
Wichita Stealth.....	16	16	166	45	227
Richmond Speed.....	16	27	151	50	228
Green Bay Blizzard..	16	27	171	32	231
Charleston Swamp Fox	16	11	150	71	232
Q.C. Steamwheelers..	16	43	146	45	234
W-B/S Pioneers.....	16	11	179	47	237
San Diego Riptide....	16	21	172	46	239
Bossier Battle Wings	16	16	172	51	239
Mohegan Wolves.....	16	20	169	50	239
Rochester Brigade...	16	21	176	47	244
Tulsa Talons.....	16	23	171	52	246
Albany Conquest.....	16	18	155	77	250
Macon Knights.....	16	12	171	68	251
Florida Firecats....	16	19	167	72	258
Memphis Xplorers....	16	29	154	75	258
Tenn. Valley Vipers.	16	11	170	80	261
Louisville Fire.....	16	47	166	48	262
Birmingham Steeldogs	16	18	178	71	267
Hawaiian Islanders..	16	24	190	56	270
Cape Fear Wildcats..	16	32	184	57	273
Greensboro Prowlers.	16	24	183	73	280

PENALTIES

	G	No	Yds	Avg/G
Q.C. Steamwheelers..	16	89	611	38.2
Tulsa Talons.....	16	110	637	39.8
Hawaiian Islanders..	16	115	730	45.6
W-B/S Pioneers.....	16	112	743	46.4
Wichita Stealth.....	16	114	764	47.8
Bossier Battle Wings	16	122	774	48.4
Peoria Pirates.....	16	111	776	48.5
Birmingham Steeldogs	16	116	780	48.8
Louisville Fire.....	16	124	781	48.8
Green Bay Blizzard..	16	111	786	49.1
Mohegan Wolves.....	16	117	840	52.5
San Diego Riptide...	16	114	840	52.5
Tenn. Valley Vipers.	16	141	844	52.8
Cincinnati Swarm....	16	118	845	52.8
Arkansas Twisters...	16	120	857	53.6
Rochester Brigade...	16	137	873	54.6
Macon Knights.....	16	133	887	55.4
Columbus Wardogs....	16	132	901	56.3
Florida Firecats....	16	132	960	60.0
Bakersfield Blitz....	16	119	962	60.1
Cape Fear Wildcats..	16	132	1001	62.6
Norfolk Nighthawks..	16	137	1037	64.8
Memphis Xplorers....	16	151	1048	65.5
Charleston Swamp Fox	16	152	1076	67.2
Albany Conquest.....	16	146	1096	68.5
Richmond Speed.....	16	143	1233	77.1
Greensboro Prowlers.	16	151	1316	82.2

OPPONENT PENALTIES

	G	No	Yds	Avg/G
Hawaiian Islanders..	16	90	636	39.8
Louisville Fire.....	16	93	657	41.1
Q.C. Steamwheelers..	16	116	693	43.3
Cincinnati Swarm....	16	105	751	46.9
Bossier Battle Wings	16	112	751	46.9
Florida Firecats....	16	121	758	47.4
Bakersfield Blitz....	16	107	774	48.4
Macon Knights.....	16	118	785	49.1
Memphis Xplorers....	16	107	806	50.4
Norfolk Nighthawks..	16	114	815	50.9
Columbus Wardogs....	16	131	818	51.1
Charleston Swamp Fox	16	109	841	52.6
Mohegan Wolves.....	16	126	849	53.1
Green Bay Blizzard..	16	116	854	53.4
Wichita Stealth.....	16	119	860	53.8
Tulsa Talons.....	16	119	900	56.2
Arkansas Twisters...	16	131	903	56.4
San Diego Riptide...	16	141	908	56.8
Peoria Pirates.....	16	143	945	59.1
Albany Conquest.....	16	137	953	59.6
Birmingham Steeldogs	16	142	965	60.3
Tenn. Valley Vipers.	16	142	979	61.2
Richmond Speed.....	16	134	1086	67.9
W-B/S Pioneers.....	16	162	1130	70.6
Rochester Brigade...	16	157	1167	72.9
Greensboro Prowlers.	16	148	1171	73.2
Cape Fear Wildcats..	16	159	1243	77.7

RED ZONE OFFENSE

	G	RedZone	Percent	TDs	R/P	FG-AT	Fumb/Int/Downs/Other
Hawaiian Islanders..	16	70-82	85.4	63	31/32	7-10	2/ 2/ 4/ 1
Q.C. Steamwheelers..	16	68-83	81.9	64	24/40	4-5	4/ 3/ 4/ 3
W-B/S Pioneers.....	16	66-83	79.5	63	27/36	3-6	3/ 3/ 6/ 2
Florida Firecats....	16	69-87	79.3	62	16/46	6-10	3/ 2/ 5/ 4
Arkansas Twisters...	16	65-82	79.3	59	23/36	5-7	0/ 6/ 5/ 4
Greensboro Prowlers.	16	64-81	79.0	56	20/36	8-14	2/ 3/ 0/ 6
Albany Conquest.....	16	86-110	78.2	79	31/48	7-12	5/ 8/ 5/ 1
Cape Fear Wildcats..	16	71-91	78.0	66	38/28	5-9	3/ 4/ 5/ 4
Peoria Pirates.....	16	67-86	77.9	62	19/43	5-11	1/ 3/ 5/ 4
Norfolk Nighthawks..	16	75-98	76.5	66	26/40	9-14	3/ 2/ 7/ 6
Tenn. Valley Vipers.	16	71-93	76.3	63	20/43	8-10	5/ 5/ 8/ 2
Wichita Stealth.....	16	57-75	76.0	53	25/28	4-8	4/ 8/ 1/ 1
Bakersfield Blitz....	16	55-73	75.3	46	16/30	9-19	0/ 3/ 5/ 0
Birmingham Steeldogs	16	64-86	74.4	57	26/31	7-11	7/ 4/ 3/ 4
Macon Knights.....	16	61-82	74.4	58	29/29	3-6	1/ 9/ 5/ 3
Mohegan Wolves.....	16	61-83	73.5	53	32/21	8-13	4/ 4/ 5/ 4
Memphis Xplorers....	16	61-85	71.8	55	21/34	5-13	5/ 5/ 3/ 3
Richmond Speed.....	16	51-72	70.8	46	17/29	6-11	5/ 2/ 6/ 3
Bossier Battle Wings	16	54-78	69.2	51	23/28	3-4	5/ 5/ 8/ 5
Tulsa Talons.....	16	68-99	68.7	67	24/43	1-7	4/ 2/ 11/ 8
San Diego Riptide...	16	43-63	68.3	37	13/24	6-8	0/ 6/ 10/ 2
Cincinnati Swarm....	16	51-75	68.0	47	18/29	2-4	6/ 7/ 4/ 5
Charleston Swamp Fox	16	71-106	67.0	61	18/43	10-15	5/ 9/ 13/ 3
Louisville Fire.....	16	45-68	66.2	40	24/16	5-10	3/ 4/ 3/ 8
Green Bay Blizzard..	16	57-88	64.8	51	12/39	6-7	2/ 11/ 15/ 2
Rochester Brigade...	16	50-79	63.3	44	12/32	6-12	6/ 4/ 12/ 1
Columbus Wardogs....	16	42-72	58.3	39	20/19	3-10	4/ 10/ 8/ 1



2004 Laredo Law Media Guide



RED ZONE DEFENSE	G	RedZone	Percent	TDs	R/P	FG-AT	Fumb/Int/Downs/Other
Cincinnati Swarm....	16	49-81	60.5	45	12/33	4-11	6/ 6/ 7/ 6
Tenn. Valley Vipers..	16	58-90	64.4	52	16/36	5-9	5/ 10/ 8/ 5
Charleston Swamp Fox	16	63-95	66.3	53	16/37	10-14	5/ 13/ 5/ 5
Memphis Xplorers....	16	69-103	67.0	62	27/35	7-13	5/ 8/ 10/ 5
Norfolk Nighthawks..	16	61-90	67.8	55	23/32	6-10	2/ 4/ 13/ 6
Greensboro Prowlers..	16	72-103	69.9	66	26/40	6-12	7/ 8/ 2/ 8
Peoria Pirates.....	16	61-87	70.1	55	29/26	6-9	5/ 7/ 5/ 6
O.C. Steamwheelers..	16	47-66	71.2	45	18/27	2-3	3/ 4/ 6/ 5
Louisville Fire.....	16	44-61	72.1	43	18/25	1-3	3/ 6/ 4/ 2
Mohegan Wolves.....	16	52-72	72.2	46	17/29	6-8	3/ 3/ 10/ 2
Birmingham Steeldogs	16	62-85	72.9	56	20/36	6-12	2/ 5/ 9/ 1
Green Bay Blizzard..	16	75-102	73.5	66	32/34	8-13	6/ 6/ 7/ 3
Florida Firecats....	16	67-91	73.6	59	32/27	8-12	6/ 4/ 6/ 4
Macon Knights.....	16	59-80	73.8	56	17/39	3-6	5/ 4/ 6/ 3
Arkansas Twisters... 16	53-71	74.6	49	26/23	4-7	3/ 4/ 5/ 3	
San Diego Riptide... 16	50-66	75.8	47	20/27	3-8	1/ 3/ 4/ 3	
Wichita Stealth..... 16	57-75	76.0	53	19/34	4-6	1/ 6/ 8/ 1	
Columbus Wardogs.... 16	54-71	76.1	52	17/35	2-6	2/ 1/ 5/ 5	
Richmond Speed..... 16	64-84	76.2	58	28/30	6-13	4/ 2/ 6/ 1	
Albany Conquest..... 16	68-89	76.4	64	22/42	4-7	7/ 7/ 3/ 1	
W-B/S Pioneers..... 16	71-92	77.2	64	27/37	7-15	2/ 3/ 4/ 4	
Cape Fear Wildcats.. 16	57-73	78.1	54	29/25	3-5	1/ 4/ 8/ 1	
Tulsa Talons..... 16	60-76	78.9	55	16/39	5-10	1/ 3/ 4/ 3	
Rochester Brigades.. 16	75-95	78.9	64	22/42	11-15	3/ 6/ 4/ 3	
Hawaiian Islanders.. 16	75-93	80.6	67	25/42	8-11	1/ 4/ 8/ 2	
Bossier Battle Wings 16	77-93	82.8	67	25/42	9-14	2/ 3/ 5/ 1	
Bakersfield Blitz... 16	61-73	83.6	53	26/27	7-12	1/ 0/ 5/ 1	

2003 af2 Regular Season Individual Stats

SCORING

Team	G	TD	XPT	FG	Pts	
WALKER, Jack.....	PEO	16	45	6	0	276
RUMPH, Jacques.....	MAC	16	42	0	0	252
BURNS, Travis.....	NOR	16	41	2	0	248
GOOCH, Ira.....	QUA	16	41	0	0	246
HEWITT, Jeff.....	QUA	16	35	0	0	210
FONTAINE, Tacom....	TUL	15	33	4	0	202
LAMB, Cainon.....	FLO	16	32	6	0	198
MCFADDEN, Leroy....	CHA	15	31	10	0	196
SCOTT, James.....	CIN	15	31	0	0	186
SIPPPIO, Bobby.....	GRE	13	31	0	0	186

SCORING (TDs)

Team	G	TD	Rush	Pass	Ret	PAT	Pts	
WALKER, Jack.....	PEO	16	45	0	45	0	3	276
RUMPH, Jacques.....	MAC	16	42	6	34	2	0	252
BURNS, Travis.....	NOR	16	41	3	35	3	1	248
GOOCH, Ira.....	QUA	16	41	1	37	3	0	246
HEWITT, Jeff.....	QUA	16	35	1	31	3	0	210
FONTAINE, Tacom....	TUL	15	33	0	30	3	2	202
LAMB, Cainon.....	FLO	16	32	1	31	0	3	198
MCFADDEN, Leroy....	CHA	15	31	9	22	0	5	196
SIPPPIO, Bobby.....	GRE	13	31	1	27	3	0	186
SCOTT, James.....	CIN	15	31	0	31	0	0	186

SCORING (KICK)

Team	G	PATs	2PAT	FGs	4FG	Pts	
LEWIS, Mark.....	TEN	16	99-112	0-0	10-16	0-0	129
GALLEGO, Rhett.....	BIR	16	72-88	0-0	15-34	0-0	117
WILSON, Wesley.....	MAC	16	96-111	0-0	6-14	0-0	114
GEISLER, Ryan.....	SDG	16	69-83	0-0	15-39	0-0	114
KORNBLUE, Brandon..	FLO	16	76-93	0-0	11-31	0-0	109
SCALDAFERRI, Stephen	NOR	16	71-94	0-0	12-29	0-0	107
BAKER, Jon.....	BAK	16	66-85	0-0	13-46	0-0	105
DODSON, Tony.....	TUL	16	83-103	0-0	6-22	0-0	101
GREEN, Steven.....	MEM	13	49-86	24-42	8-25	3-5	100
NAEHU, Kimo.....	HAW	16	65-85	1-3	11-34	0-0	99

PASS RATING

Team	G	Att	Cmp	Int	Pct.	Yds	TD	Rat.	
VENA, Ryan.....	ALB	16	515	347	13	67.4	4462	85	123.4
SMITH, Greg.....	MHG	11	199	125	7	62.8	1845	35	118.0
ZIMMERMAN, Tony....	QUA	16	512	286	7	55.9	4357	93	118.0
SLOVER, Caleb.....	GRE	16	409	244	11	59.7	3474	75	115.6
ELLIOTT, Chad.....	BAK	15	425	263	8	61.9	3154	64	114.4
MASTROLE, Ken.....	FLO	11	326	198	7	60.7	2284	55	112.5
SNYDER, Bryan.....	CPF	16	477	334	13	70.0	3659	60	112.5
STRICKLAND, Craig..	TUL	16	523	300	11	57.4	3717	83	110.3
TILLIS, Mike.....	HAW	14	147	80	5	54.4	1247	26	108.2
PETERSON, Charlie... 16	PEO	15	438	249	14	56.8	3387	74	107.9

RUSHING

Team	G	Att	Yds	Avg	TD	Yds/G	
PERRY, Wilmont.....	CPF	16	118	397	3.4	28	24.8
WHITE, Josh.....	HAW	13	63	302	4.8	14	23.2
JONES, LaJhon.....	MHG	16	75	242	3.2	19	15.1
COLEMAN, LaMont....	ROC	16	60	211	3.5	9	13.2
PROGOFIE, Chris....	HAW	13	25	175	7.0	9	13.5
VENA, Ryan.....	ALB	16	69	174	2.5	17	10.9
NAGLE, Kevin.....	WBS	15	59	165	2.8	14	11.0
SLOVER, Caleb.....	GRE	16	62	162	2.6	8	10.1

COOLEY, Reggie.....	ARK	15	54	159	2.9	9	10.6
ARCENEAUX, Darn....	HAW	11	41	157	3.8	6	14.3

RECEPTIONS

Team	G	Rec	Yds	TD	Avg/C	Rec/G	
HILL, Corey.....	ALB	16	161	1690	23	10.5	10.06
RUMPH, Jacques.....	MAC	16	131	1704	34	13.0	8.19
THOMPSON, Damon....	RIC	14	122	1569	27	12.9	8.71
HINES, Anthony.....	CPF	15	114	1575	26	13.8	7.60
LAMB, Cainon.....	FLO	16	110	1297	31	11.8	6.88
BURNS, Travis.....	NOR	16	109	1567	35	14.4	6.81
SCOTT, James.....	CIN	15	108	1501	31	13.9	7.20
BAKER, Derek.....	ROC	15	97	1320	24	13.6	6.47
DEMATTEO, Cosmo....	WBS	12	94	1010	24	10.7	7.83
FONTAINE, Tacom....	TUL	15	93	1229	30	13.2	6.20

RECEIVE YDS/GAME

Team	G	Rec	Yds	TD	Avg/C	Yds/G	
RUMPH, Jacques.....	MAC	16	131	1704	34	13.0	106.5
HILL, Corey.....	ALB	16	161	1690	23	10.5	105.6
HINES, Anthony.....	CPF	15	114	1575	26	13.8	105.0
THOMPSON, Damon....	RIC	14	122	1569	27	12.9	112.1
BURNS, Travis.....	NOR	16	109	1567	35	14.4	97.9
SCOTT, James.....	CIN	15	108	1501	31	13.9	100.1
GOOCH, Ira.....	QUA	16	91	1465	37	16.1	91.6
WALKER, Jack.....	PEO	16	90	1442	45	16.0	90.1
HEWITT, Jeff.....	QUA	16	88	1338	31	15.2	83.6
BAKER, Derek.....	ROC	15	97	1320	24	13.6	88.0

INTERCEPT/GAME

Team	G	Int	Yds	TD	
CARTER, Kahlil.....	ARK	15	14	148	2
THOMPSON, Arkee....	LOU	15	10	79	0
BROWN, Michael....	CHA	15	9	95	1
SMITH, Demont.....	CHA	8	8	161	1
SMALLS, Denario....	MAC	15	8	66	1
ROSS, Ernest.....	TEN	15	7	74	1
SEBASTIEN, All.....	MHG	14	6	81	2
JORDAN, Anthony....	BIR	15	6	12	1
KNOTT, David.....	PEO	11	5	69	1
HEWITT, Jeff.....	QUA	16	5	60	2

KICKOFF RETURN AVG

Team	G	Ret	Yds	TD	Avg	
TOWNSLEY, Jeff.....	RIC	11	16	473	2	29.6
FONTAINE, Tacom....	TUL	15	33	888	2	26.9
JONES, Jim.....	ALB	13	42	1108	4	26.4
COMER, Anthony....	MHG	15	26	657	3	25.3
BURSTEIN, Matt.....	CPF	11	29	722	1	24.9
REYES, Jesus.....	SDG	11	14	347	2	24.8
MARTIN, Chris.....	PEO	11	36	886	3	24.6
BURNS, Travis.....	NOR	16	67	1601	3	23.9
SIPPPIO, Bobby.....	GRE	13	38	907	2	23.9
ADAMS, Terrell.....	MEM	17	33	772	0	23.4

MFG RETURNS

Team	G	Ret	Yds	TD	Avg	
FONTAINE, Tacom....	TUL	15	15	339	1	22.6



2004 Laredo Law Media Guide



PASSING YARDS	Team	G	Att	Cmp	Int	Pct.	Yds	TD	Avg/G
VENA, Ryan.....	ALB	16	515	347	13	67.4	4462	85	278.9
ZIMMERMAN, Tony.....	QUA	16	512	286	7	55.9	4357	93	272.3
SAUK, Matt.....	TEN	16	539	315	19	58.4	4098	84	256.1
TURMAN, John.....	CHA	13	455	246	12	54.1	3138	63	241.4
STRICKLAND, Craig...	TUL	16	523	300	11	57.4	3717	83	232.3
SNYDER, Bryan.....	CPF	16	477	334	13	70.0	3659	60	228.7
BODEN, Chris.....	WBS	16	568	323	16	56.9	3614	67	225.9
PETERSON, Charlie...	PEO	15	438	249	14	56.8	3387	74	225.8
JOHNSON, Roy.....	RIC	13	389	246	10	63.2	2839	46	218.4
HEBERT, Ricky.....	ARK	16	500	269	26	53.8	3476	62	217.2

ALL PURPOSE	Team	G	Rush	Rcv	FGR	KR	Yds	Avg/G
BURNS, Travis.....	NOR	16	45	1567	179	1601	3392	212.0
RUMPH, Jacques.....	MAC	16	36	1704	130	962	2832	177.0
HILL, Corey.....	ALB	16	-2	1690	215	918	2821	176.3
THOMPSON, Damon.....	RIC	14	-4	1569	132	1100	2797	199.8
GOOCH, Ira.....	QUA	16	13	1465	111	1196	2785	174.1
MCAFFEE, Shadric.....	BOS	15	7	632	21	1943	2614	174.3
BAKER, Derek.....	ROC	15	12	1320	27	1108	2479	165.3
FONTAINE, Tacom.....	TUL	15	0	1229	339	888	2456	163.7
HINES, Anthony.....	CPF	15	0	1575	49	700	2343	156.2
SIPPPIO, Bobby.....	GRE	13	6	1009	57	907	2032	156.3

TOTAL OFFENSE	Team	G	Rush	Pass	Plays	Total	Yds/G
VENA, Ryan.....	ALB	16	174	4462	584	4636	289.8
ZIMMERMAN, Tony.....	QUA	16	62	4357	552	4419	276.2
SAUK, Matt.....	TEN	16	-40	4098	559	4058	253.6
STRICKLAND, Craig...	TUL	16	87	3717	574	3804	237.8
SNYDER, Bryan.....	CPF	16	12	3659	484	3671	229.4
BODEN, Chris.....	WBS	16	32	3614	584	3646	227.9
SLOVER, Caleb.....	GRE	16	162	3474	471	3636	227.2
HEBERT, Ricky.....	ARK	16	35	3476	519	3511	219.4
BUICH, Anthony.....	WIC	16	18	3454	515	3472	217.0
PETERSON, Charlie...	PEO	15	30	3387	460	3417	227.8

FIELD GOALS	Team	G	FG-ATT	Pct.	4FG-ATT	Pct.
GALLEGO, Rhett.....	BIR	16	15-34	44.1	0-0	0.0
GEISLER, Ryan.....	SDG	16	15-39	38.5	0-0	0.0
BAKER, Jon.....	BAK	16	13-46	28.3	0-0	0.0
BIRONAS, Rob.....	CHA	12	12-27	44.4	0-0	0.0
SCALDAFERRI, Stephen	NOR	16	12-29	41.4	0-0	0.0
SAMUEL, Marc.....	LOU	16	12-42	28.6	0-0	0.0
KORNBLUE, Brandon...	FLO	16	11-31	35.5	0-0	0.0
NAEHU, Kimo.....	HAW	16	11-34	32.4	0-0	0.0
LEWIS, Mark.....	TEN	16	10-16	62.5	0-0	0.0
KRAUSS, Greg.....	GRB	12	9-30	30.0	0-0	0.0

PAT KICKING	Team	G	PATs	Pct.	2-PATs	Pct.
LEWIS, Mark.....	TEN	16	99-112	88.4	0-0	0.0
WILSON, Wesley.....	MAC	16	96-111	86.5	0-0	0.0
DODSON, Tony.....	TUL	16	83-103	80.6	0-0	0.0
KORNBLUE, Brandon...	FLO	16	76-93	81.7	0-0	0.0
GALLEGO, Rhett.....	BIR	16	72-88	81.8	0-0	0.0
DRENNAN, Chris.....	ALB	14	72-103	69.9	0-0	0.0
SCALDAFERRI, Stephen	NOR	16	71-94	75.5	0-0	0.0
GEISLER, Ryan.....	SDG	16	69-83	83.1	0-0	0.0
NORRIS, Mark.....	ARK	16	67-86	77.9	0-0	0.0
DERR, Zac.....	MHG	14	66-81	81.5	0-0	0.0

FUMBLES FORCED	Player	Team	Num
STEPHENS, Wes..	TEN		8
FREEMAN, Jimmy.	TEN		6
PAYTON, Anthony	CIN		5
DOUZART, Byron.	MAC		5
LEUNG'WAI, Rick	BAK		4
WHITE, Josh....	HAW		4
DODGE, Tim.....	QUA		4
HASLIP, Kenny..	SDG		4
FRANCIS, Asa...	QUA		4
DRAYTON, Keith.	FLO		4
THOMPSON, Arkee	LOU		3
STUART, John...	ALB		3
PAOGOFIE, Chris	HAW		3
LANCASTER, Sa..	ARK		3
MOYE-MOORE, Mar	CHA		3

FUMBLES RCVD	Player	Team	Num
FREEMAN, Jimmy.	TEN		5
DAVIS, Mike....	CHA		5
STABLER, Roy...	FLO		4
MINOTT, Kazmell	MHG		3
STUART, John...	ALB		3
TAYLOR, Nian...	HAW		3
COOLEY, Reggie.	ARK		3
GREEN, Rob.....	CIN		3
MERRITT, Miguel	CIN		3
BUERGEY, Nathan	BAK		3

COGELL, Jeff...	MHG	3
FULLER, Andy...	TEN	3
LINYEAR, Adriel	ALB	3
DIXON, Anthony.	FLO	3
DRAYTON, Keith.	FLO	2

TACKLES FOR LOSS	Player	Team	Num
COOK, Charlie..	MHG		10.5
ARCHIBALD, Brya	PEO		9.5
LEUNG'WAI, Rick	BAK		8.5
MORANT, Chris..	NOR		7.5
CREAR, Joseph..	MEM		7.0
LANCASTER, Sa..	ARK		7.0
JOHNSON, Eric..	PEO		7.0
FRANCIS, Asa...	QUA		6.5
WASHINGTON, Kev	GRB		6.5
FORNEY, Demetri	LOU		6.5
CONLEY, Spencer	ALB		6.0
MAYES, William.	BIR		6.0
JOHNSON, Tyronn	FLO		6.0
SAMSON, Chris..	BOS		6.0
LEWIS, Lawrence	RIC		6.0

PASSES DEFENDED	Team	Brup	Int	Total
CARTER, Kahlil.....	ARK	45	14	59
HASLIP, Kenny.....	SDG	47	1	48
COBB, Kevin.....	MEM	35	4	39
THOMPSON, Arkee....	LOU	27	10	37
STUART, John.....	ALB	32	2	34
SMITH, Kofi.....	NOR	29	3	32
ROSS, Ernest.....	TEN	23	7	30
SEBASTIEN, All-....	MHG	24	6	30
JONES, J'Sharlon....	BAK	25	4	29
JONES, Kenzaki.....	MEM	23	4	27
WASHINGTON, Desmond.	COL	23	4	27
BROWN, Michael.....	CHA	17	9	26
SPANN, Keith.....	MEM	25	1	26
SMALLS, Denario....	MAC	18	8	26
HOLLINQUEST, Larry..	TUL	21	3	24

TACKLES	Player	Team	G	UA	A	Total	Sacks
HASLIP, Kenny..	SDG		15	77	41	97.5	0.0
SAMSON, Chris..	BOS		16	70	35	87.5	0.0
BAILEY, kenny...	TEN		13	65	32	81.0	0.0
SMALLS, Denario	MAC		15	68	24	80.0	0.0
STUART, John...	ALB		14	62	36	80.0	0.0
STABLER, Roy...	FLO		13	64	31	79.5	0.0
BEAMON, Elijah.	ALB		16	62	35	79.5	0.0
WIGFALL, Quesua	NOR		13	59	39	78.5	0.0
JONES, J'Sharlo	BAK		15	69	15	76.5	1.0
DODGE, Tim.....	QUA		16	68	15	75.5	0.0
COBB, Kevin....	MEM		15	60	30	75.0	0.0
KLANESKI, Eddie	HAW		15	57	36	75.0	0.0
SMITH, Kofi....	NOR		16	51	47	74.5	0.0
WASHINGTON, Des	COL		16	64	20	74.0	0.0
HOLLINQUEST, La	TUL		14	60	18	69.0	0.0
ROSS, Ernest...	TEN		15	56	23	67.5	0.0
SEBASTIEN, All-	MHG		14	61	8	65.0	0.0
THOMPSON, Arkee	LOU		15	56	17	64.5	0.0
CARTER, Kahlil.	ARK		15	57	13	63.5	0.0
KNOTT, David...	PEO		11	55	17	63.5	0.0
MCAFFEE, Shadric	BOS		15	42	34	59.0	0.0
NEAL, Tremaine.	MAC		16	48	21	58.5	0.0
HARRIS, Mark...	ROC		15	53	9	57.5	0.0
LIVINGSTON, Br-	WIC		14	44	26	57.0	0.0
BROWN, Michael.	CHA		15	39	36	57.0	0.0
SIPPPIO, Bobby..	GRE		13	47	19	56.5	0.0
GREEN, Rob.....	CIN		14	46	20	56.0	0.0
DASHANE, Dennis	RIC		15	46	17	54.5	0.0
JORDAN, Anthony	BIR		15	49	10	54.0	0.0
SORRELL, Quincy	FLO		14	44	20	54.0	0.0
DILL, Jawal....	BOS		13	39	24	51.0	0.0
GROVE, Kyle....	WBS		12	40	22	51.0	1.0
JONES, Kenzaki.	MEM		10	33	33	49.5	0.0
MINOTT, Kazmell	MHG		16	36	27	49.5	1.0
LEJAY, Quincy..	SDG		9	34	30	49.0	0.0
DOUZART, Byron.	MAC		16	39	19	48.5	5.0
SATOMI, Kohei..	HAW		11	39	18	48.0	0.0
JOHNSON, Lennie	ARK		15	40	13	46.5	0.0
CHANDLER, Mike.	CHA		16	37	19	46.5	0.0
ARDOIN, Ty.....	WIC		16	34	24	46.0	0.0
JAMES, Jerrian.	TEN		15	40	11	45.5	0.0
FENCEROY, Leo..	QUA		10	34	22	45.0	0.0
LOPER, Johnny..	MEM		14	32	25	44.5	0.0
ROBINSON, Cedri	BOS		14	32	25	44.5	0.0
MARTIN, Chris..	PEO		11	36	16	44.0	0.0
PERRY, TJ.....	BIR		7	39	10	44.0	0.0
DANIELS, Brando	TUL		16	37	13	43.5	0.0
SPANN, Keith...	MEM		12	37	12	43.0	0.0
COMER, Anthony.	MHG		15	34	18	43.0	0.0
VAUGHN, Lee....	WIC		8	35	16	43.0	0.0
PORTER, Mesiah.	COL		15	37	12	43.0	1.5



2004 Laredo Law Media Guide



JUDGE, Joe.....	CHA	13	31	23	42.5	0.0
SCOTT, Tanaka..	GRE	15	25	34	42.0	5.5
WHITE, Isaac...	HAW	16	30	24	42.0	1.0
BAKER, Omar....	ROC	16	32	20	42.0	0.0
HUNT, Al.....	TUL	16	33	16	41.0	0.0
LEWIS, Sidney..	GRB	8	31	20	41.0	0.0
FREEMAN, Schad.	FLO	16	22	37	40.5	3.0
POSEY, Michael.	GRE	7	34	12	40.0	0.0
BRUNSON, Harry.	WBS	13	29	22	40.0	0.0

SACKS

Player	Team	G	UA	A	Total
FRANCIS, Asa...	QUA	15	13	1	13.5
COOK, Charlie..	MHG	12	11	1	11.5
STEPHENS, Wes..	TEN	15	10	3	11.5
LEUNG'WAI, Rick	BAK	15	8	3	9.5
ARCHIBALD, Brya	PEO	16	8	2	9.0
CONLEY, Spencer	ALB	11	7	2	8.0
MAYES, William.	BIR	16	8	0	8.0
JOHNSON, Tyronn	FLO	14	6	3	7.5
CREAR, Joseph..	MEM	11	6	1	6.5
LANCASTER, Sa..	ARK	15	6	1	6.5
MASTERS, Travis	TUL	14	5	3	6.5
YEARWOOD, Julia	BAK	15	6	0	6.0
LEWIS, Lawrence	RIC	14	6	0	6.0
JOHNSON, Eric..	PEO	15	5	2	6.0
WIAFE, Ron.....	NOR	15	5	2	6.0
WIGGINS, Abdall	GRE	11	5	1	5.5
SCOTT, Tanaka..	GRE	15	5	1	5.5
MASSEY, Joe....	WBS	12	5	1	5.5
GOULDE, DeJaun.	CPF	14	4	3	5.5
FORNEY, Demetri	LOU	16	5	0	5.0
BHATTI, Ahmad..	BAK	14	4	2	5.0
GOOLSBY, Brian.	WIC	14	5	0	5.0
DRAYTON, Keith.	FLO	11	4	2	5.0
DOUZART, Byron.	MAC	16	4	2	5.0

STAMENICH, Ljub	ALB	13	4	2	5.0
TAYLOR, Greg...	TUL	8	5	0	5.0
VALDEZ, Steven.	MEM	9	4	2	5.0
MOYE-MOORE, Mar	CHA	16	4	1	4.5
MARTIN, Corky..	TUL	16	4	1	4.5
ANDERSON, Nick.	ALB	13	4	1	4.5
FERRY, Wilmont.	CPF	16	3	3	4.5
FIELD, Chris...	RIC	12	4	1	4.5
PHILLIPS, Eu-..	TEN	15	4	0	4.0
JONES, LaJhon..	MHG	16	4	0	4.0
STAHL, Chris...	NOR	16	4	0	4.0
RICHARDSON, Ram	TUL	16	4	0	4.0
ARNOLD, Clay...	ARK	14	3	2	4.0
FREEMAN, Jimmy.	TEN	16	3	2	4.0
MERKENS, Trey..	SDG	14	4	0	4.0
PERRY, Ron.....	ALB	10	4	0	4.0
MORANT, Chris..	NOR	16	3	2	4.0
HEGGIE, Torance	PEO	4	3	2	4.0
COGELL, Jeff...	MHG	13	2	3	3.5
WASHBURN, Ronni	CIN	12	3	1	3.5
GREETIS, Brad..	SDG	15	3	1	3.5
DANIEL, David..	BIR	14	3	1	3.5
HERRON, Thomas.	MEM	12	3	1	3.5
PELA, Ufuoma...	CHA	12	3	1	3.5
WASHINGTON, Kev	GRB	14	3	1	3.5
THORPE, Glester	WBS	11	3	1	3.5
BULLARD, Thadde	GRE	8	3	0	3.0
BONNER, Anthony	MEM	7	3	0	3.0
MONCRIEF, Micha	BOS	6	3	0	3.0
FISH, Dustin...	WIC	13	3	0	3.0
EVANS, Mario...	MAC	10	3	0	3.0
LEVY, Stafford.	ALB	15	3	0	3.0
McCOY, Max.....	LOU	9	3	0	3.0
KRAUSE, Greg...	MHG	10	3	0	3.0
FREEMAN, Schad.	FLO	16	3	0	3.0
TERRY, Roger...	COL	6	3	0	3.0

2003 af2 Top Individual Regular Season Performances

TOP PASSING PERFORMANCES, 2003

ATTEMPTS

51	Chris Boden, WBS at MHG, July 18
	John Turman, CHA vs. MAC, June 21
49	Chris Batcheller, CIN vs. QUA, May 31
47	Matt Sauk, TEN at MAC, July 26
46	Josh Kellett, BIR at TEN, June 28
46	Ryan Vena, ALB vs. NOR, June 14
45	Ricky Hebert, ARK at WIC, March 29
	Roy Johnson, RIC at MHG, May 16
44	Nine players tied

COMPLETIONS

35	Ryan Vena, ALB at GRE, June 7
33	Chris Boden, WBS at MHG, July 18
32	Bryan Snyder, CPF at GRE, July 11
31	John Turman, CHA vs. MAC, June 21
31	Josh Kellett, BIR at TEN, June 28
31	Sherard Poteete, COL vs. BOS, June 21
30	Sherard Poteete, COL vs. BIR, July 12
30	Jason Visconti, ROC at WBS, June 20
30	Bryan Snyder, CPF vs. NOR, July 19
29	Roy Johnson, RIC at MHG, May 16

YARDS

417	Josh Kellett, BIR at TEN, June 28
389	Jason Visconti, ROC at WBS, June 20
388	Ryan Vena, ALB at GRE, June 7
370	Tony Zimmerman, QUA at TEN, April 11
367	John Thurman, CHA vs. GRE, July 5
366	Roy Johnson, RIC at MHG, May 16
360	Caleb Slover, GRE at NOR, July 26
352	Bryan Snyder, CPF at GRE, July 11
350	John Thurman, CHA vs. MAC, June 21
349	Chad Elliot, BAK at TUL, June 21

TDs

9	Caleb Slover, GRE vs. CPF, July 11
	Chad Elliot, BAK at HAW, July 27
8	13 players tied

TOP RECEIVING PERFORMANCES, 2003

RECEPTIONS

19	Anthony Hines, CPF vs. NOR, July 19
18	Damon Thompson, RIC at GRE, May 2
17	Damon Thompson, RIC at MHG, May 16
15	Corey Hill, ALB at GRE, June 7
15	James Scott, CIN at QUA, June 7
14	Anthony Payton, CIN vs. GRB, June 14
14	Damon Thompson, RIC vs. NOR, April 26
13	11 players tied

YARDS

232	Anthony Hines, CPF at ROC, June 13
225	Damon Thompson, RIC at GRE, May 2
222	Anthony Hines, CPF vs. NOR, July 19
209	Jeff Hewitt, QUA at TEN, April 11
202	Michael Dritelein, WIC vs. TUL, April 26
199	Kevin Prentiss, MEM at TUL, April 19
197	Damon Thompson, RIC at MHG, May 16
192	Kevin Prentiss, MEM vs. TUL, May 3
191	Travis Burns, NOR at GRE, June 27

TDs

7	Eric Mahanke, BAK at HAW, July 27
6	Anthony Hines, CPF vs. NOR, July 19
	Jeff Hewitt, QUA at TEN, April 11
	Kevin Prentiss, MEM vs. TUL, May 3
	Cainon Lamb, FLO at MEM, April 26
5	10 players tied

TOP RETURN PERFORMANCES, 2003

RETURNS

11	Shadrick McAfee, BOS vs. CHA, July 11
10	Eddie Klaneski, HAW vs. QUA, June 28
9	Eddie Klaneski, HAW at TUL, July 12
9	Gary Opio, WBS at GRE, April 5
8	Ira Gooch, QUA at WIC, May 10
8	Shadrick McAfee, BOS at BIR, April 11
8	Demont Smith, CHA at GRE, May 30
8	Jeff Hewitt, QUA at TEN, April 11
8	Ira Gooch, QUA vs. GBB, May 16
8	Chris Martin, PEO vs. LOU, July 5
8	Ty Ardoin, WIC at BAK, July 12
8	Arkee Thompson, LOU vs. TEN, April 19

YARDS (KOR, MFG, INT)

268	Shadrick McAfee (268 kor), BOS vs. CHA, July 11
208	Ira Gooch (208 kor), QUA at WIC, May 10
205	Shadrick McAfee (205 kor), BOS at COL, June 21
203	Eddie Klaneski (187 kor, 16 mfg), HAW vs. WIC, May 16
198	Ty Ardoin (177 kor, 21 mfg), WIC at BAK, July 12
197	Travis Burns (197 kor), NOR vs. GRE, July 26
196	Versie Gaddis (196 kor), PEO at BOS, April 4
195	Ira Gooch (166 kor, 29 mfg), QUA vs. GBB, May 16
191	Chris Martin (178 kor, 13 mfg), PEO vs. LOU, July 5
189	Shadrick McAfee (168 kor, 21 mfg), BOS vs. PEO, April 4



2004 Laredo Law Media Guide



COMBINED TDs

- 3 Anthony Comer (2 kor, 1 int), MHG at GRE, April 26
- 2 Shadrick McAfee (2 kor), BOS vs. PEO, April 4
- 2 Derek Baker (2 kor), ROC at ALB, May 31
- 2 Norman Mason (2 kor), LOU at CPF, April 5
- 2 Shadrick McAfee (2 kor), BOS at MAC, June 7
- 2 Jeff Townsley (2 kor), RIC vs. GRE, July 18
- 2 Jim Jones (2 kor), CIN vs. LOU, May 2
- 2 Anthony Comer (1 kor, 1 int), MHG at ROC, June 7
- 1 140 players tied

TOP ALL-PURPOSE YARDS, 2003 (rush,rec,returns)

- 397 Ira Gooch (189 rec, 208 kor), QUA at WIC, May 10
- 359 Travis Burns (20 rush, 142 rec, 197 kor), NOR vs. GRE, July 26
- 353 Jeff Hewitt (209 rec, 120 kor, 24 mfg), QUA at TEN, April 11
- 337 Anthony Hines (167 rec, 148 kor, 22 mfg), CPF at RIC, June 21
- 329 Ira Gooch (134 rec, 166 kor, 29 mfg), QUA vs. GBB, May 16
- 311 Damon Thompson (136 rec, 159 kor, 16 mfg), ROC vs. WBS, May 31
- 302 Tacoma Fontaine (135 rec, 146 kor, 21 mfg), TUL vs. SDG, May 10
- 298 Travis Burns (9 rush, 164 rec, 125 kor), NOR vs. CPF, May 3
- 293 Bobby Sippio (138 rec, 124 kor, 9 mfg, 21 int), GRE vs. NOR, June 27
- 287 Anthony Hines (139 rec, 148 kor), CPF at GRE, July 11

TOP RUSHING PERFORMANCES, 2003

ATTEMPTS

- 17 Wilmont Perry, CPF at FLO, May 31
- 16 Roy Johnson, RIC vs. NOR, April 26
- 13 Lajhon Jones, MHG vs. BOS, July 5
- 12 Sherard Poteete, BOS vs. PEO, April 4
- 11 Wilmont Perry, CPF at FRE, July 11
- 11 Sherard Poteete, BOS at TEN, May 3
- 10 Pookie Jones, LOU at PEO, July 5
- 10 Ed Smith, MEM vs. BOS, May 30
- 9 13 players tied

YARDS

- 70 Pookie Jones, LOU vs. TUL, July 19
- 67 Caleb Slover, GRE at RIC, July 18
- 61 Sherard Poteete, BOS vs. PEO, April 4
- 61 Chris Paogofie, HAW vs. SDG, April 26
- 59 Reggie Cooley, ARK vs. MEM, May 10
- 57 Dan Dawson, WIC vs. QUA, May 10
- 57 Wes Phillips, SDG at QUA, July 12
- 53 Wilmont Perry, CPF vs. FLO, May 31
- 52 Josh White, HAW vs. SDG, June 20
- 50 Pookie Jones, LOU vs. GBB, June 28

TDs

- 5 Josh White, HAW vs. BAK, May 10
- 4 Sherard Poteete, BOS vs. PEO, April 4
- 4 Wilmont Perry, CPF at FLO, May 31
- 4 George Williams, MEM at GBB, July 19
- 4 Wilmont Perry, CPF vs. RIC, June 7
- 4 Wilmont Perry, CPF at GRE, July 11
- 4 Sherard Poteete, BOS vs. CPF, April 18
- 4 Tony Zimmerman, QUA at BAK, April 26
- 3 16 players tied

TOP SCORING PERFORMANCES, 2003

- 42 Travis Burns (1 rush, 5 rec, 1 kor), NOR vs. GRE, July 26
- 42 Eric Manhanke (7 rec.), BAK at HAW, July 27
- 36 Jeff Hewitt (6 rec.), QUA at TEN, April 11
- 36 Anthony Hines (6 rec.), CPF vs. NOR, July 19
- 36 Kevin Prentiss (6 rec.), MEM vs. TUL, May 3
- 36 Cainon Lamb (6 rec.), FLO at MEM, April 26
- 32 Mitchael Dritlein (5 rec., 2 pt. rec), WIC vs. TUL, April 26
- 30 16 players tied

TOP KICKING POINTS PERFORMANCES, 2003

PATs

- 10 Steve Green, MEM vs. LOU, May 17
- 10 James Thomas, GRE at CHA, July 5
- 9 Tony Dodson, TUL vs. PEO, June 7
- 9 Mark Lewis, TEN vs. WIC, June 7
- 9 James Thomas, GRE vs. CPF, July 11
- 9 Jon Baker, BAK at HAW, July 27
- 9 Mark Lewis, TEN vs. COL, June 14
- 9 Wesley Wilson, MAC vs. ARK, May 3
- 9 12 players tied

FGs

- 4 Rhett Gallego, BIR at FLO, May 3
- 4 Ryan Geisler, SDG vs. HAW, June 20

- 4 Greg Krauss, GBB vs. BAK, May 24
- 3 Rob Bironas, CHA at BOS, July 11
- 3 Jon Baker, BAK at GBB, May 24
- 3 Jimmy Kibble, WBS vs. ROC, April 26
- 3 Mark Lewis, TEN at BOS, May 9
- 3 Kimo Naehu, HAW vs. SDG, April 26
- 3 Scott Scaldaferrri, NOR at ROC, April 18
- 3 Aaron Turner, ROC vs. WBS, July 26
- 2 37 players tied

TOP INTERCEPTION PERFORMANCES, 2003

INTERCEPTIONS

- 3 Brian Livingston, WIC at ARK, June 21
- 3 Arkee Thompson, LOU vs. TEN, April 19
- 3 Jeff Hewitt, QUA at CIN, May 31
- 3 Kahliil Carter, ARK at BOS, June 13
- 3 Adrain Jones, GRE at RIC, July 18
- 3 Marian Kelso, GRE vs. CHA, May 30
- 3 Demont Smith, CHA at CIN, April 19
- 3 Demont Smith, CHA at COL, May 3
- 2 32 players tied

YARDS

- 88 Kahliil Carter, ARK at BOS, June 13
- 77 Demont Smith, CHA at COL, May 3
- 55 Demont Smith, CHA at CIN, April 19
- 54 Quesua Wigfall, NOR vs. RIC, July 5
- 52 David Knott, PEO vs. QUA, July 26
- 51 David Hightower, PEO vs. COL, April 19
- 50 Shomari Buchanan, WIC vs. GBB, May 31
- 50 Elijah Beamon, ALB vs. ROC, May 31
- 49 Ernest Ross, TEN vs. QUA, April 11
- 48 All Debastien, MHG vs. ROC, April 5

TDs

- 1 56 players tied

TOP TACKLING PERFORMANCES, 2003

UNASSISTED

- 13 Adrian Jones, GRE vs. ALB, June 7
- 13 Mike Summers, ROC vs. COL, June 28
- 11 Quincy Sorrell, FLO at MAC, June 14
- 11 T.J. Perry, BIR at COL, July 12
- 11 Omar Baker, ROC at ALB, May 31
- 10 Kenny Bailey, TEN vs. WIC, June 7
- 10 Desmond Washington, COL at BIR, June 6
- 10 Larry Hollinquest, TUL at WIC, April 26
- 10 Jonh Stuart, ALB vs. ROC, July 19
- 10 Quesua Wigfall, NOR at CPF, July 19

ASSISTED

- 9 Kenny Haslip, SDG vs. HAW, July 18
- 8 Brian Berg, QUA at GBB, July 5
- 8 Schad Freeman, FLO vs. CPF, May 31
- 8 Kofi Smith, NOR vs. MHG, May 31
- 8 Quesua Wigfall, NOR vs. MHG, May 31
- 7 12 players tied

TOP QUARTERBACK SACK PERFORMANCES, 2003

SACKS

- 5 Asa Francis, QUA at HAW, June 28
- 3.5 Charlie Cook, MHG vs. BOS, July 5
- 3 William Mayes, BIR at MEM, June 14
- 3 Jimmy Freeman, TEN vs. COL, June 14
- 3 Charlie Cook, MHG vs. RIC, May 16
- 3 Trey Merckens, SDG at ARK, April 12
- 2.5 Spencer Conley, ALB at RIC, April 5
- 2.5 Eric Johnson, PEO vs. GBB, June 21
- 2.5 Ryan Terry, LOU vs. GBB, July 12
- 2.5 Ron Wiafe, NOR at MHG, May 23

YARDS LOST

- 53 Asa Francis, QUA at HAW, June 28
- 31 Charlie Cook, MHG vs. BOS, July 5
- 26 Charlie Cook, MHG vs. RIC, May 16
- 26 Thaddeus Bullard, GRE at FLO, April 19
- 26 Abdall Wiggins, GRE at FLO, April 19
- 23 Jimmy Freeman, TEN vs. COL, June 14
- 22 William Mayes, BIR at MEM, June 14
- 21 Ron Wiafe, NOR at MHG, May 23
- 21 Charlie Cook, MHG vs. ROC, April 5
- 20 Trey Merckens, SDG at ARK, April 12



2004 Laredo Law Media Guide



2003 af2 Week By Week Individual Player Awards

WEEK	OFFENSE	ADT (DEFENSE)	IRONMAN
1	Craig Strickland-TUL	Arkee Thompson-LOU	Marty Graham-SDG
2	Sherard Poteete-BOS	Elijah Beamon-ALB	Norman Mason-LOU
3	Jeff Hewitt-QUA	Julius Griffith-BIR	James Dickerson-COL
4	Ricky Hebert-ARK	Lee Vaughn-WIC	Daren Hightower-PEO
5	Christian Batcheller-CIN	Roy Stabler-FLO	Bobby Sippio-GRE
6	Damon Thompson-RIC	Greg Taylor-TUL	Demont Smith-CHA
7	Ira Gooch-QUA	John Stuart-ALB	Ronney Daniels-TEN
8	Ira Gooch-QUA	Kenzaki Jones-MEM	Nian Taylor-HAW
9	Craig Strickland-TUL	Spencer Conley-ALB	Jerrian James-TEN
10	Ryan Vena-ALB	Jeff Hewitt-QUA	Anthony Jordan-BIR
11	Johnny Turman-CHA	Kenny Bailey-TEN	Wilmont Perry-CPF
12	Ken Mastrole-FLO	Kahlil Carter-ARK	William Mayes-BIR
13	Jason Visconti-ROC	Brian Livingston- WIC	Josh White-HAW
14	Kane Claunch-SDG	Asa Francis-QUA	Bobby Sippio-GRE
15	Ryan Vena-ALB	Charlie Cook-MHG	Bobby Sippio-GRE
16	Caleb Slover-GRE	Asa Francis-QUA	Bobby Sippio-GRE
17	Anthony Hines-CPF	Eddie Klaneski-HAW	Omar Baker-ROC
18	Travis Burns-NOR	Kenny Haslip-SDG	Michael Brown-CHA

2003 af2 End Of Season Individual Award Winners

Offensive Player of the Year	Tony Zimmerman (Quad City)
Defensive Player of the Year	Kahlil Carter (Arkansas)
Ironman of the Year	Bobby Sippio (Greensboro)
Lineman of the Year	Wes Stephens (Tennessee Valley)
Rookie of the Year	Johnny Turman (Charleston)
Coach of the Year	Kevin Guy (Tennessee Valley)
Executive of the Year	Art Clarkson (Tennessee Valley)

2003 AMERICAN CONFERENCE ALL-af2 FIRST TEAM

QB.....	Ryan Vena (Albany)
OS	Damon Thompson (Richmond)
WR/DB	Bobby Sippio (Greensboro)
WR/LB	Leroy McFadden (Charleston)
FB/LB	Wilmont Perry (Cape Fear)
OL/DL	William Mayes (Birmingham)
OL/DL	Wes Stephens (Tennessee Valley)
OL/DL	Charlie Cook (Mohegan)
DS	Roy Stabler (Florida)
DS	Dennis Dashane (Richmond)
K	Rhett Gallego (Birmingham)
ST.....	Jacques Rumph (Macon)

2003 AMERICAN CONFERENCE ALL-af2 SECOND TEAM

QB	Matt Sauk (Tennessee Valley)
OS	Mel Long (Mohegan)
WR/DB	Mike Brown (Charleston)
WR/LB.....	Cainon Lamb (Florida)
FB/LB	Marlon Moye-Moore (Charleston)
OL/DL.....	Curtis Jeter (Tennessee Valley)
OL/DL.....	Mike Levy (Albany)
OL/DL.....	Ufoma Pela (Charleston)
DS	Denario Smalls (Macon)
DS	Kenny Bailey (Tennessee Valley)
K.....	Mark Lewis (Tennessee Valley)
ST.....	Jerrian James (Tennessee Valley)



2004 Laredo Law Media Guide



2003 NATIONAL CONFERENCE ALL-af2 FIRST TEAM

QB Tony Zimmerman (Quad City)
OS Ira Gooch (Quad City)
WR/DB Tim Dodge (Quad City)
WR/LB Jack Walker (Peoria)
FB/LB Corky Martin (Tulsa)
OL/DL Ricky Leung-Wai (Bakersfield)
OL/DL Josh McMillan (Tulsa)
OL/DL Ramon Richardson (Tulsa)
DS Kahlil Carter (Arkansas)
DS Arkee Thompson (Louisville)
K Greg Krauss (Green Bay)
ST Jesus Reyes (San Diego)

2003 NATIONAL CONFERENCE ALL-af2 SECOND TEAM

QB Craig Strickland (Tulsa)
OS Tacoma Fontaine (Tulsa)
WR/DB Al Hunt (Tulsa)
WR/LB Mitch Allner (Tulsa)
FB/LB Josh Fourdyce (Quad City)
OL/DL Sacha Lancaster (Arkansas)
OL/DL Ahmad Bhatti (Bakersfield)
OL/DL Ronnie Washburn (Cincinnati)
DS Delvin Myles (Bakersfield)
DS Kenny Haslip (San Diego)
K Tony Dodson (Tulsa)
ST Shadrick McAfee (Bossier City)

2003 af2 Regular Season Highlights & Tidbits

THOMPSON'S INTERCEPTIONS: Louisville Fire DS ARKEE THOMPSON records his 26th career interception on June 21 when the Fire host the Memphis Xplorers, breaking the old mark set by TYRONE LASTER (Richmond 2001-02). Thompson finishes the season with 10 picks (27 for his career), which is the second most in the league for 2003.

ALLNER SETS SCORING MARK: On June 28 in a game against the Arkansas Twisters, Tulsa Talons WR/DB MITCH ALLNER becomes the new all-time scoring leader when he catches a 35-yard touchdown pass from the arm of CRAIG STRICKLAND with 43 seconds left in the game. Allner, who finishes the season with 164 points, has 642 points in his four-year af2 career.

HERBET CHARTERS 10,000/200 CLUB: In the same game that Allner becomes the all-time scoring leader, Arkansas QB RICKY HERBET surpasses the 10,000 career passing yards and 200 career passing touchdown plateau, becoming the first QB in af2 history to reach either milestone.

FRANCIS SACKS FIVE: On June 28, Quad City Steamwheelers OL/DL ASA FRANCIS sets a single game sack record when he tallies five against the Hawaiian Islanders.

BOBBY "IRONMAN" SIPPPIO: Greensboro Prowlers WR/DB BOBBY SIPPPIO earns his third straight Ironman of the Week award on July 15, becoming the first player in af2 history to receive Ironman of the Week three straight weeks. He also becomes the first player to win Ironman of the Week four times in a single season. During his three-week run as Ironman of the Week, Sippio totals 18 receptions for 340 yards with 14 touchdowns on offense and three interceptions and 20.5 tackles on defense.

POTEETE HITS 1,000: On July 19 as a member of the Columbus Wardogs, QB SHERARD POTEETE rushes for 29 yards against the Charleston Swamp Foxes to become the first player in af2 history to eclipse 1,000 rushing yards in a career. Poteete finishes the season with 363 yards, bringing his career total to 1,044.

ZIMMERMAN BREAKS SAUK'S TD MARK: On July 19, Quad City Steamwheelers QB TONY ZIMMERMAN throws touchdown No. 87 to break the single season mark of 86 set by MATT SAUK in 2001. Ironically enough, Zimmerman does it against Sauk's Tennessee Valley Vipers. Zimmerman finishes the season with 93 touchdown tosses.

HINES GRABS 19: Cape Fear Wildcats OS ANTHONY HINES sets an af2 single game record for receptions when he grabs 19 against the Norfolk Nighthawks on July 19. Hines totals 222 yards and six touchdowns as the Wildcats won 48-41.

WALKER HAULS IN A RECORD: Peoria Pirates OS JACK WALKER grabs touchdown No. 45 on July 26 against the Quad City Steamwheelers, setting a new single season mark for receiving touchdowns.

VENA GOES OVER 4,400: Albany Conquest QB RYAN VENA surpasses the single season record of 4,417 passing yards when he throws for 247 yards against the Mohegan Wolves to bring his season total to 4,452 yards.

VIPERS O-LINE PROTECTS LIKE NO OTHER: The Tennessee Valley Vipers offensive line yields only three sacks for the entire season, breaking the old record of six sacks allowed by the 2001 Vipers and Richmond Speed.



2004 Laredo Law Media Guide



2003 af2 Team By Team Results

Albany Conquest (13-3)

Apr 05	at Richmond Speed.....	<u>45-42</u>	W	
Apr 11	RICHMOND SPEED.....	<u>45-13</u>	W	6576
Apr 18	at Mohegan Wolves.....	<u>45-52</u>	L	3902
May 03	at W-B/S Pioneers.....	<u>68-49</u>	W	5419
May 10	at Cincinnati Swarm....	<u>69-35</u>	W	3893
May 17	at Rochester Brigade...	<u>52-38</u>	W	2321
May 23	BIRMINGHAM STEELDOGS...	<u>56-47</u>	W	5296
May 31	ROCHESTER BRIGADE.....	<u>64-40</u>	W	5072
Jun 07	at Greensboro Prowlers..	<u>48-47</u>	W	2296
Jun 14	NORFOLK NIGHTHAWKS....	<u>49-42</u>	W	5569
Jun 21	at Norfolk Nighthawks..	<u>46-63</u>	L	4235
Jun 28	MOHEGAN WOLVES.....	<u>60-36</u>	W	5578
Jul 05	W-B/S PIONEERS.....	<u>59-58</u>	W	5005
Jul 11	at W-B/S Pioneers.....	<u>49-55</u>	LO	5457
Jul 19	ROCHESTER BRIGADE.....	<u>69-63</u>	W	4795
Jul 26	MOHEGAN WOLVES.....	<u>54-51</u>	W	6385

Arkansas Twisters (9-7)

Mar 29	at Wichita Stealth.....	<u>28-46</u>	L	5605
Apr 12	SAN DIEGO RIPTIDE.....	<u>34-40</u>	L	7854
Apr 19	at San Diego Riptide...	<u>51-43</u>	W	6493
Apr 25	BOSSIER BATTLE WINGS...	<u>57-54</u>	W	6497
May 03	at Macon Knights.....	<u>49-63</u>	L	2720
May 10	MEMPHIS XPLORERS.....	<u>50-42</u>	W	6430
May 17	at Bakersfield Blitz...	<u>44-37</u>	W	
May 31	at Tulsa Talons.....	<u>46-59</u>	L	5886
Jun 07	HAWAIIAN ISLANDERS....	<u>58-39</u>	W	
Jun 13	at Bossier Battle Wings	<u>47-21</u>	W	3445
Jun 21	WICHITA STEALTH.....	<u>35-57</u>	L	
Jun 28	TULSA TALONS.....	<u>45-29</u>	W	7326
Jul 05	BIRMINGHAM STEELDOGS...	<u>54-55</u>	L	6529
Jul 12	at Memphis Xplorers....	<u>38-28</u>	W	5128
Jul 19	MACON KNIGHTS.....	<u>45-57</u>	L	8547
Jul 26	at Birmingham Steeldogs	<u>41-32</u>	W	6860

Bakersfield Blitz (8-7-1)

Mar 29	at San Diego Riptide...	<u>36-54</u>	L	5647
Apr 12	at Memphis Xplorers....	<u>35-51</u>	L	3159
Apr 19	HAWAIIAN ISLANDERS....	<u>58-43</u>	W	4755
Apr 26	Q.C. STEAMWHEELERS....	<u>34-37</u>	L	3754
May 03	SAN DIEGO RIPTIDE.....	<u>35-49</u>	L	4524
May 10	at Hawaiian Islanders..	<u>48-50</u>	L	2937
May 17	ARKANSAS TWISTERS.....	<u>37-44</u>	L	
May 24	at Green Bay Blizzard..	<u>38-31</u>	W	3212
May 31	SAN DIEGO RIPTIDE.....	<u>43-24</u>	W	4617
Jun 07	at Louisville Fire.....	<u>56-34</u>	W	7611
Jun 14	TULSA TALONS.....	<u>45-40</u>	W	4411
Jun 21	at Tulsa Talons.....	<u>49-62</u>	L	5198
Jun 28	PEORIA PIRATES.....	<u>45-35</u>	W	4517
Jul 12	WICHITA STEALTH.....	<u>56-41</u>	W	5131
July 19	at Wichita Stealth.....	<u>7-7</u>	T	4663
Jul 27	at Hawaiian Islanders..	<u>75-61</u>	W	3988

Birmingham Steeldogs (7-9)

Apr 04	CINCINNATI SWARM.....	<u>63-33</u>	W	6176
Apr 11	BOSSIER BATTLE WINGS...	<u>57-43</u>	W	5708
Apr 19	at Macon Knights.....	<u>29-49</u>	L	3369
Apr 26	at Charleston.....	<u>37-38</u>	L	3864
May 03	at Florida Firecats....	<u>38-35</u>	WO	4589
May 10	LOUISVILLE FIRE.....	<u>37-40</u>	L	5706
May 23	at Albany Conquest.....	<u>47-56</u>	L	5296
May 31	MACON KNIGHTS.....	<u>63-37</u>	W	5343
Jun 06	COLUMBUS WARDOGS.....	<u>56-40</u>	W	5035
Jun 14	at Memphis Xplorers....	<u>51-36</u>	W	3289
Jun 21	TENN. VALLEY VIPERS....	<u>35-54</u>	L	8166
Jun 28	at Tenn. Valley Vipers..	<u>58-60</u>	L	6827
Jul 05	at Arkansas Twisters...	<u>55-54</u>	W	6529
Jul 12	at Columbus Wardogs....	<u>42-43</u>	L	3959
Jul 19	FLORIDA FIRECATS.....	<u>35-57</u>	L	5349
Jul 26	ARKANSAS TWISTERS.....	<u>32-41</u>	L	6860

Bossier Battle Wings (3-13)

Apr 04	PEORIA PIRATES.....	<u>72-58</u>	W	4000
Apr 11	at Birmingham Steeldogs	<u>43-57</u>	L	5708
Apr 18	CAPE FEAR WILDCATS....	<u>62-61</u>	W	3483
Apr 25	at Arkansas Twisters...	<u>54-57</u>	L	6497
May 03	at Tenn. Valley Vipers..	<u>21-33</u>	L	4564
May 09	TENN. VALLEY VIPERS....	<u>55-66</u>	L	3789
May 17	at Tulsa Talons.....	<u>28-49</u>	L	4122
May 24	COLUMBUS WARDOGS.....	<u>34-31</u>	W	
May 30	at Memphis Xplorers....	<u>35-62</u>	L	3096
Jun 07	at Macon Knights.....	<u>44-49</u>	L	3496
Jun 13	ARKANSAS TWISTERS.....	<u>21-47</u>	L	3445
Jun 21	at Columbus Wardogs....	<u>32-46</u>	L	3489
Jun 27	MEMPHIS XPLORERS.....	<u>35-56</u>	L	3023
Jul 05	at Mohegan Wolves.....	<u>26-38</u>	L	3081
Jul 11	CHARLESTON.....	<u>33-64</u>	L	2791
Jul 25	TULSA TALONS.....	<u>36-66</u>	L	3124

Cape Fear Wildcats (10-6)

Apr 5	LOUISVILLE FIRE.....	<u>54-20</u>	W	
Apr 18	at Bossier Battle Wings	<u>61-62</u>	L	3483
Apr 26	MACON KNIGHTS.....	<u>52-41</u>	W	
May 03	at Norfolk Nighthawks..	<u>56-49</u>	W	4503
May 10	GREENSBORO PROWLERS...	<u>36-35</u>	W	
May 17	at Charleston.....	<u>58-51</u>	W	2905
May 24	at Tenn. Valley Vipers..	<u>54-57</u>	L	5158
May 31	at Florida Firecats....	<u>45-31</u>	W	4719
Jun 07	RICHMOND SPEED.....	<u>55-26</u>	W	
Jun 13	at Rochester Brigade...	<u>54-28</u>	W	1919
Jun 21	at Richmond Speed.....	<u>54-60</u>	L	
Jun 28	CHARLESTON.....	<u>34-58</u>	L	
Jul 05	FLORIDA FIRECATS.....	<u>35-52</u>	L	
Jul 11	at Greensboro Prowlers..	<u>68-69</u>	LO	3708
Jul 19	NORFOLK NIGHTHAWKS....	<u>48-41</u>	W	
Jul 26	MEMPHIS XPLORERS.....	<u>55-33</u>	W	

Charleston Swamp Fox (9-7)

Apr 05	at Norfolk Nighthawks..	<u>21-31</u>	L	
Apr 12	at Florida Firecats....	<u>27-33</u>	L	4833
Apr 19	at Cincinnati Swarm....	<u>13-30</u>	L	7238
Apr 26	BIRMINGHAM STEELDOGS...	<u>38-37</u>	W	3864
May 03	at Columbus Wardogs....	<u>56-40</u>	W	
May 10	FLORIDA FIRECATS.....	<u>45-42</u>	W	2648
May 17	CAPE FEAR WILDCATS....	<u>51-58</u>	L	2905
May 30	at Greensboro Prowlers..	<u>53-60</u>	L	2274
Jun 06	NORFOLK NIGHTHAWKS....	<u>68-44</u>	W	3981
Jun 14	at Richmond Speed.....	<u>52-29</u>	W	4634
Jun 21	MACON KNIGHTS.....	<u>46-56</u>	L	4162
Jun 28	at Cape Fear Wildcats..	<u>58-34</u>	W	
Jul 05	GREENSBORO PROWLERS...	<u>62-76</u>	L	3408
Jul 11	at Bossier Battle Wings	<u>64-33</u>	W	2791
Jul 19	COLUMBUS WARDOGS.....	<u>52-36</u>	W	4161
Jul 26	RICHMOND SPEED.....	<u>43-13</u>	W	5283

Cincinnati Swarm (7-9)

Mar 29	at Louisville Fire.....	<u>25-36</u>	L	10229
Apr 04	at Birmingham Steeldogs	<u>33-63</u>	L	6176
Apr 19	CHARLESTON.....	<u>30-13</u>	W	7238
Apr 26	at Green Bay Blizzard..	<u>69-33</u>	W	3111
May 02	LOUISVILLE FIRE.....	<u>58-52</u>	W	
May 10	ALBANY CONQUEST.....	<u>35-69</u>	L	3893
May 17	at San Diego Riptide...	<u>42-62</u>	L	5297
May 24	HAWAIIAN ISLANDERS....	<u>28-35</u>	L	3587
May 31	Q.C. STEAMWHEELERS....	<u>21-48</u>	L	3458
Jun 07	at Q.C. Steamwheelers..	<u>42-49</u>	L	5152
Jun 14	GREEN BAY BLIZZARD....	<u>42-35</u>	W	3283
Jun 21	at Mohegan Wolves.....	<u>24-38</u>	L	3686
Jul 03	ROCHESTER BRIGADE.....	<u>53-17</u>	W	3221
Jul 12	at Peoria Pirates.....	<u>54-39</u>	W	5396
Jul 19	PEORIA PIRATES.....	<u>41-43</u>	L	3248
Jul 26	at Wichita Stealth.....	<u>61-59</u>	W	5034



2004 Laredo Law Media Guide



Columbus Wardogs (4-11)

Apr 05	MEMPHIS XPLOERS.....	<u>26-25</u>	W	
Apr 11	ROCHESTER BRIGADE.....	<u>47-32</u>	W	2702
Apr 19	at Peoria Pirates.....	<u>9-53</u>	L	6613
May 03	CHARLESTON.....	<u>40-56</u>	L	
May 10	MACON KNIGHTS.....	<u>17-49</u>	L	3651
May 17	at Florida Firecats....	<u>7-40</u>	L	5111
May 24	at Bossier Battle Wings	<u>31-34</u>	L	
May 31	TENN. VALLEY VIPERS....	<u>55-61</u>	L	4105
Jun 06	at Birmingham Steeldogs	<u>40-56</u>	L	5035
Jun 14	at Tenn. Valley Vipers..	<u>20-66</u>	L	5711
Jun 21	BOSSIER BATTLE WINGS...	<u>46-32</u>	W	3489
Jun 28	at Rochester Brigade...	<u>45-46</u>	LO	2311
Jul 05	at Macon Knights.....	<u>42-75</u>	L	2314
Jul 12	BIRMINGHAM STEELDOGS...	<u>43-42</u>	W	3959
Jul 19	at Charleston.....	<u>36-52</u>	L	4161
July 26	FLORIDA FIRECATS			

Florida Firecats (9-6)

Apr 05	TENN. VALLEY VIPERS....	<u>32-41</u>	L	5139
Apr 12	CHARLESTON.....	<u>33-27</u>	W	4833
Apr 19	GREENSBORO PROWLERS....	<u>42-45</u>	L	4815
Apr 26	at Memphis Xplorers....	<u>53-42</u>	W	
May 03	BIRMINGHAM STEELDOGS...	<u>35-38</u>	LO	4589
May 10	at Charleston.....	<u>42-45</u>	L	2648
May 17	COLUMBUS WARDOGS.....	<u>40-7</u>	W	5111
May 31	CAPE FEAR WILDCATS.....	<u>31-45</u>	L	4719
Jun 07	MEMPHIS XPLOERS.....	<u>52-30</u>	W	4719
Jun 14	at Macon Knights.....	<u>60-49</u>	W	2718
Jun 21	at Greensboro Prowlers..	<u>68-55</u>	W	2227
Jun 28	MACON KNIGHTS.....	<u>50-48</u>	W	5813
Jul 05	at Cape Fear Wildcats..	<u>52-35</u>	W	
Jul 12	at Tenn. Valley Vipers..	<u>36-41</u>	L	6304
Jul 19	at Birmingham Steeldogs	<u>57-35</u>	W	5349
July 26	at Columbus Wardogs			

Green Bay Blizzard (2-14)

Mar 30	at Hawaiian Islanders..	<u>37-48</u>	L	2847
Apr 04	at Macon Knights.....	<u>25-55</u>	L	2970
Apr 19	WICHITA STEALTH.....	<u>26-41</u>	L	3300
Apr 26	CINCINNATI SWARM.....	<u>33-69</u>	L	3111
May 10	PEORIA PIRATES.....	<u>37-41</u>	L	3026
May 16	at Q.C. Steamwheelers..	<u>55-64</u>	L	5725
May 24	BAKERSFIELD BLITZ.....	<u>31-38</u>	L	3212
May 31	at Wichita Stealth.....	<u>36-57</u>	L	5212
Jun 07	SAN DIEGO RIPTIDE.....	<u>53-43</u>	W	2606
Jun 14	at Cincinnati Swarm....	<u>35-42</u>	L	3283
Jun 21	at Peoria Pirates.....	<u>22-38</u>	L	5475
Jun 28	LOUISVILLE FIRE.....	<u>68-34</u>	W	2966
Jul 05	Q.C. STEAMWHEELERS....	<u>29-75</u>	L	2649
Jul 12	at Louisville Fire.....	<u>18-36</u>	L	8383
Jul 19	MEMPHIS XPLOERS.....	<u>14-48</u>	L	2788
Jul 25	at San Diego Riptide...	<u>28-31</u>	L	6238

Greensboro Prowlers (9-7)

Apr 05	W-B/S PIONEERS.....	<u>46-25</u>	W	3094
Apr 11	at Macon Knights.....	<u>13-36</u>	L	3217
Apr 19	at Florida Firecats....	<u>45-42</u>	W	4815
Apr 26	MOHEGAN WOLVES.....	<u>47-44</u>	W	3561
May 02	RICHMOND SPEED.....	<u>52-59</u>	L	2022
May 10	at Cape Fear Wildcats..	<u>35-36</u>	L	
May 17	at Peoria Pirates.....	<u>37-63</u>	L	5472
May 23	at W-B/S Pioneers.....	<u>40-43</u>	L	4563
May 30	CHARLESTON.....	<u>60-53</u>	W	2274
Jun 07	ALBANY CONQUEST.....	<u>47-48</u>	L	2296
Jun 21	FLORIDA FIRECATS.....	<u>55-68</u>	L	2227
Jun 27	NORFOLK NIGHTHAWKS....	<u>59-52</u>	W	
Jul 05	at Charleston.....	<u>76-62</u>	W	3408
Jul 11	CAPE FEAR WILDCATS....	<u>69-68</u>	WO	3708
Jul 18	at Richmond Speed.....	<u>61-49</u>	W	3401
Jul 26	at Norfolk Nighthawks..	<u>67-65</u>	W	4510

Hawaiian Islanders (10-6)

Mar 30	GREEN BAY BLIZZARD.....	<u>48-37</u>	W	2847
Apr 04	at Q.C. Steamwheelers..	<u>53-52</u>	W	6141
Apr 19	at Bakersfield Blitz...	<u>43-58</u>	L	4755
Apr 26	SAN DIEGO RIPTIDE.....	<u>51-43</u>	W	2960
May 03	at Wichita Stealth.....	<u>29-36</u>	L	6549
May 10	BAKERSFIELD BLITZ.....	<u>50-48</u>	W	2937
May 16	WICHITA STEALTH.....	<u>61-55</u>	W	3197
May 24	at Cincinnati Swarm....	<u>35-28</u>	W	3587
May 31	LOUISVILLE FIRE.....	<u>67-48</u>	W	3768
Jun 07	at Arkansas Twisters...	<u>39-58</u>	L	
Jun 14	PEORIA PIRATES.....	<u>44-43</u>	W	3089
Jun 20	at San Diego Riptide...	<u>39-38</u>	W	5134
Jun 28	Q.C. STEAMWHEELERS....	<u>36-54</u>	L	4596
Jul 12	at Tulsa Talons.....	<u>47-48</u>	L	5568
Jul 18	at San Diego Riptide...	<u>34-26</u>	W	5783
Jul 27	BAKERSFIELD BLITZ.....	<u>61-75</u>	L	3988

Louisville Fire (5-11)

Mar 29	CINCINNATI SWARM.....	<u>36-25</u>	W	10229
Apr 5	at Cape Fear Wildcats..	<u>20-54</u>	L	
Apr 19	TENN. VALLEY VIPERS....	<u>27-55</u>	L	7211
Apr 25	PEORIA PIRATES.....	<u>54-50</u>	W	8154
May 02	at Cincinnati Swarm....	<u>52-58</u>	L	
May 10	at Birmingham Steeldogs	<u>40-37</u>	W	5706
May 17	at Memphis Xplorers....	<u>20-68</u>	L	3438
May 24	Q.C. STEAMWHEELERS....	<u>31-42</u>	L	8655
May 31	at Hawaiian Islanders..	<u>48-67</u>	L	3768
Jun 07	BAKERSFIELD BLITZ.....	<u>34-56</u>	L	7611
Jun 14	at Q.C. Steamwheelers..	<u>30-55</u>	L	6298
Jun 21	MEMPHIS XPLOERS.....	<u>40-52</u>	L	
Jun 28	at Green Bay Blizzard...	<u>34-68</u>	L	2966
Jul 05	at Peoria Pirates.....	<u>56-38</u>	W	
Jul 12	GREEN BAY BLIZZARD.....	<u>36-18</u>	W	8383
Jul 19	TULSA TALONS.....	<u>37-43</u>	L	

Macon Knights (10-6)

Apr 04	GREEN BAY BLIZZARD.....	<u>55-25</u>	W	2970
Apr 11	GREENSBORO PROWLERS....	<u>36-13</u>	W	3217
Apr 19	BIRMINGHAM STEELDOGS...	<u>49-29</u>	W	3369
Apr 26	at Cape Fear Wildcats..	<u>41-52</u>	L	
May 03	ARKANSAS TWISTERS.....	<u>63-49</u>	W	2720
May 10	at Columbus Wardogs...	<u>49-17</u>	W	3651
May 17	at Tenn. Valley Vipers..	<u>36-56</u>	L	5675
May 31	at Birmingham Steeldogs	<u>37-63</u>	L	5343
Jun 07	BOSSIER BATTLE WINGS...	<u>49-44</u>	W	3496
Jun 14	FLORIDA FIRECATS.....	<u>49-60</u>	L	2718
Jun 21	at Charleston.....	<u>56-46</u>	W	4162
Jun 28	at Florida Firecats....	<u>48-50</u>	L	5813
Jul 05	COLUMBUS WARDOGS.....	<u>75-42</u>	W	2314
Jul 12	at Norfolk Nighthawks..	<u>37-42</u>	L	4002
Jul 19	at Arkansas Twisters...	<u>57-45</u>	W	8547
Jul 26	TENN. VALLEY VIPERS....	<u>51-42</u>	W	4442

Memphis Xplorers (6-10)

Apr 05	at Columbus Wardogs....	<u>25-26</u>	L	
Apr 12	BAKERSFIELD BLITZ.....	<u>51-35</u>	W	3159
Apr 19	at Tulsa Talons.....	<u>37-39</u>	L	4444
Apr 26	FLORIDA FIRECATS.....	<u>42-53</u>	L	
May 03	TULSA TALONS.....	<u>57-61</u>	L	2215
May 10	at Arkansas Twisters...	<u>42-50</u>	L	6430
May 17	LOUISVILLE FIRE.....	<u>68-20</u>	W	3438
May 30	BOSSIER BATTLE WINGS...	<u>62-35</u>	W	3096
Jun 07	at Florida Firecats....	<u>30-52</u>	L	4719
Jun 14	BIRMINGHAM STEELDOGS...	<u>36-51</u>	L	3289
Jun 21	at Louisville Fire.....	<u>52-40</u>	W	
Jun 27	at Bossier Battle Wings	<u>56-35</u>	W	3023
Jul 05	TENN. VALLEY VIPERS....	<u>36-51</u>	L	
Jul 12	ARKANSAS TWISTERS.....	<u>28-38</u>	L	5128
Jul 19	at Green Bay Blizzard...	<u>48-14</u>	W	2788
Jul 26	at Cape Fear Wildcats..	<u>33-55</u>	L	



2004 Laredo Law Media Guide



Mohegan Wolves (10-6)

Apr 05	ROCHESTER BRIGADE.....	<u>57-20</u>	W	3838
Apr 11	at W-B/S Pioneers.....	<u>41-38</u>	W	5135
Apr 18	ALBANY CONQUEST.....	<u>52-45</u>	W	3902
Apr 26	at Greensboro Prowlers..	<u>44-47</u>	L	3561
May 03	at Rochester Brigade...	<u>34-37</u>	L	2078
May 16	RICHMOND SPEED.....	<u>56-43</u>	W	3883
May 23	NORFOLK NIGHTHAWKS....	<u>30-39</u>	L	3005
May 31	at Norfolk Nighthawks..	<u>51-36</u>	W	4229
Jun 07	at Rochester Brigade...	<u>40-31</u>	W	
Jun 14	W-B/S PIONEERS.....	<u>55-22</u>	W	3766
Jun 21	CINCINNATI SWARM.....	<u>38-24</u>	W	3686
Jun 28	at Albany Conquest.....	<u>36-60</u>	L	5578
Jul 05	BOSSIER BATTLE WINGS....	<u>38-26</u>	W	3081
Jul 11	at Richmond Speed.....	<u>41-44</u>	L	
Jul 18	W-B/S PIONEERS.....	<u>63-53</u>	W	4432
Jul 26	at Albany Conquest.....	<u>51-54</u>	L	6385

Norfolk Nighthawks (8-8)

Apr 05	CHARLESTON.....	<u>31-21</u>	W	
Apr 18	at Rochester Brigade...	<u>32-27</u>	W	2459
Apr 26	at Richmond Speed.....	<u>33-39</u>	L	
May 03	CAPE FEAR WILDCATS.....	<u>49-56</u>	L	4503
May 10	W-B/S PIONEERS.....	<u>46-32</u>	W	3813
May 16	at W-B/S Pioneers.....	<u>49-35</u>	W	4652
May 23	at Mohegan Wolves.....	<u>39-30</u>	W	3005
May 31	MOHEGAN WOLVES.....	<u>36-51</u>	L	4229
Jun 06	at Charleston.....	<u>44-68</u>	L	3981
Jun 14	at Albany Conquest.....	<u>42-49</u>	L	5569
Jun 21	ALBANY CONQUEST.....	<u>63-46</u>	W	4235
Jun 27	at Greensboro Prowlers..	<u>52-59</u>	L	
Jul 05	RICHMOND SPEED.....	<u>63-28</u>	W	4023
Jul 12	MACON KNIGHTS.....	<u>42-37</u>	W	4002
Jul 19	at Cape Fear Wildcats..	<u>41-48</u>	L	
Jul 26	GREENSBORO PROWLERS....	<u>65-67</u>	L	4510

Peoria Pirates (5-11)

Mar 28	TULSA TALONS.....	<u>39-42</u>	L	6614
Apr 04	at Bossier Battle Wings	<u>58-72</u>	L	4000
Apr 19	COLUMBUS WARDOGS.....	<u>53-9</u>	W	6613
Apr 25	at Louisville Fire.....	<u>50-54</u>	L	8154
May 2	at Q.C. Steamwheelers..	<u>52-55</u>	L	5331
May 10	at Green Bay Blizzard..	<u>41-37</u>	W	3026
May 17	GREENSBORO PROWLERS....	<u>63-37</u>	W	5472
May 24	WICHITA STEALTH.....	<u>49-52</u>	L	5490
Jun 07	at Tulsa Talons.....	<u>57-63</u>	L	6200
Jun 14	at Hawaiian Islanders..	<u>43-44</u>	L	3089
Jun 21	GREEN BAY BLIZZARD.....	<u>38-22</u>	W	5475
Jun 28	at Bakersfield Blitz...	<u>35-45</u>	L	4517
Jul 05	LOUISVILLE FIRE.....	<u>38-56</u>	L	
Jul 12	CINCINNATI SWARM.....	<u>39-54</u>	L	5396
Jul 19	at Cincinnati Swarm....	<u>43-41</u>	W	3248
Jul 26	Q.C. STEAMWHEELERS....	<u>42-65</u>	L	

Q.C. Steamwheelers (14-2)

Apr 04	HAWAIIAN ISLANDERS....	<u>52-53</u>	L	6141
Apr 11	at Tenn. Valley Vipers..	<u>59-62</u>	L	5354
Apr 18	W-B/S PIONEERS.....	<u>66-34</u>	W	4424
Apr 26	at Bakersfield Blitz...	<u>37-34</u>	W	3754
May 2	PEORIA PIRATES.....	<u>55-52</u>	W	5331
May 10	at Wichita Stealth.....	<u>62-56</u>	W	5447
May 16	GREEN BAY BLIZZARD.....	<u>64-55</u>	W	5725
May 24	at Louisville Fire.....	<u>42-31</u>	W	8655
May 31	at Cincinnati Swarm....	<u>48-21</u>	W	3458
Jun 07	CINCINNATI SWARM.....	<u>49-42</u>	W	5152
Jun 14	LOUISVILLE FIRE.....	<u>55-30</u>	W	6298
Jun 28	at Hawaiian Islanders..	<u>54-36</u>	W	4596
Jul 05	at Green Bay Blizzard..	<u>75-29</u>	W	2649
Jul 12	SAN DIEGO RIPTIDE.....	<u>69-36</u>	W	6471
Jul 19	TENN. VALLEY VIPERS....	<u>63-34</u>	W	8128
Jul 26	at Peoria Pirates.....	<u>65-42</u>	W	

Richmond Speed (6-10)

Apr 05	ALBANY CONQUEST.....	<u>42-45</u>	L	
Apr 11	at Albany Conquest.....	<u>13-45</u>	L	6576
Apr 26	NORFOLK NIGHTHAWKS....	<u>39-33</u>	W	
May 02	at Greensboro Prowlers..	<u>59-52</u>	W	2022
May 10	ROCHESTER BRIGADE.....	<u>62-43</u>	W	
May 16	at Mohegan Wolves.....	<u>43-56</u>	L	3883
May 23	at Rochester Brigade...	<u>40-20</u>	W	2417
May 31	W-B/S PIONEERS.....	<u>49-50</u>	L	3635
Jun 07	at Cape Fear Wildcats..	<u>26-55</u>	L	
Jun 14	CHARLESTON.....	<u>29-52</u>	L	4634
Jun 21	CAPE FEAR WILDCATS.....	<u>60-54</u>	W	
Jun 27	at W-B/S Pioneers.....	<u>33-48</u>	L	4513
Jul 05	at Norfolk Nighthawks..	<u>28-63</u>	L	4023
Jul 11	MOHEGAN WOLVES.....	<u>44-41</u>	W	
Jul 18	GREENSBORO PROWLERS....	<u>49-61</u>	L	3401
Jul 26	at Charleston.....	<u>13-43</u>	L	5283

Rochester Brigade (3-13)

Apr 05	at Mohegan Wolves.....	<u>20-57</u>	L	3838
Apr 11	at Columbus Wardogs....	<u>32-47</u>	L	2702
Apr 18	NORFOLK NIGHTHAWKS....	<u>27-32</u>	L	2459
Apr 26	at W-B/S Pioneers.....	<u>35-58</u>	L	5204
May 03	MOHEGAN WOLVES.....	<u>37-34</u>	W	2078
May 10	at Richmond Speed.....	<u>43-62</u>	L	
May 17	ALBANY CONQUEST.....	<u>38-52</u>	L	2321
May 23	RICHMOND SPEED.....	<u>20-40</u>	L	2417
May 31	at Albany Conquest.....	<u>40-64</u>	L	5072
Jun 07	MOHEGAN WOLVES.....	<u>31-40</u>	L	
Jun 13	CAPE FEAR WILDCATS....	<u>28-54</u>	L	1919
Jun 20	at W-B/S Pioneers.....	<u>53-54</u>	L	4857
Jun 28	COLUMBUS WARDOGS.....	<u>46-45</u>	W	2311
Jul 03	at Cincinnati Swarm....	<u>17-53</u>	L	3221
Jul 19	at Albany Conquest.....	<u>63-69</u>	L	4795
Jul 26	W-B/S PIONEERS.....	<u>41-38</u>	W	2038

San Diego Riptide (6-10)

Mar 29	BAKERSFIELD BLITZ.....	<u>54-36</u>	W	5647
Apr 12	at Arkansas Twisters...	<u>40-34</u>	W	7854
Apr 19	ARKANSAS TWISTERS.....	<u>43-51</u>	L	6493
Apr 26	at Hawaiian Islanders..	<u>43-51</u>	L	2960
May 03	at Bakersfield Blitz...	<u>49-35</u>	W	4524
May 10	at Tulsa Talons.....	<u>38-65</u>	L	5166
May 17	CINCINNATI SWARM.....	<u>62-42</u>	W	5297
May 24	TULSA TALONS.....	<u>48-65</u>	L	5135
May 31	at Bakersfield Blitz...	<u>24-43</u>	L	4617
Jun 07	at Green Bay Blizzard..	<u>43-53</u>	L	2606
Jun 14	WICHITA STEALTH.....	<u>53-54</u>	L	4732
Jun 20	HAWAIIAN ISLANDERS....	<u>38-39</u>	L	5134
Jun 28	at Wichita Stealth.....	<u>60-53</u>	W	4958
Jul 12	at Q.C. Steamwheelers..	<u>36-69</u>	L	6471
Jul 18	HAWAIIAN ISLANDERS....	<u>26-34</u>	L	5783
Jul 25	GREEN BAY BLIZZARD.....	<u>31-28</u>	W	6238

Tenn. Valley Vipers (14-2)

Apr 05	at Florida Firecats....	<u>41-32</u>	W	5139
Apr 11	Q.C. STEAMWHEELERS....	<u>62-59</u>	W	5354
Apr 19	at Louisville Fire.....	<u>55-27</u>	W	7211
May 03	BOSSIER BATTLE WINGS...	<u>33-21</u>	W	4564
May 09	at Bossier Battle Wings	<u>66-55</u>	W	3789
May 17	MACON KNIGHTS.....	<u>56-36</u>	W	5675
May 24	CAPE FEAR WILDCATS....	<u>57-54</u>	W	5158
May 31	at Columbus Wardogs....	<u>61-55</u>	W	4105
Jun 07	WICHITA STEALTH.....	<u>66-31</u>	W	4805
Jun 14	COLUMBUS WARDOGS.....	<u>66-20</u>	W	5711
Jun 21	at Birmingham Steeldogs	<u>54-35</u>	W	8166
Jun 28	BIRMINGHAM STEELDOGS..	<u>60-58</u>	W	6827
Jul 05	at Memphis Xplorers....	<u>51-36</u>	W	
Jul 12	FLORIDA FIRECATS.....	<u>41-36</u>	W	6304
Jul 19	at Q.C. Steamwheelers..	<u>34-63</u>	L	8128
Jul 26	at Macon Knights.....	<u>42-51</u>	L	4442



2004 Laredo Law Media Guide



Tulsa Talons (13-3)

Mar 28	at Peoria Pirates.....	42-39	W	6614
Apr 12	WICHITA STEALTH.....	43-25	W	5292
Apr 19	MEMPHIS XPLORERS.....	39-37	W	4444
Apr 26	at Wichita Stealth.....	49-56	LO	7138
May 03	at Memphis Xplorers....	61-57	W	2215
May 10	SAN DIEGO RIPTIDE.....	65-38	W	5166
May 17	BOSSIER BATTLE WINGS...	49-28	W	4122
May 24	at San Diego Riptide...	65-48	W	5135
May 31	ARKANSAS TWISTERS.....	59-46	W	5886
Jun 07	PEORIA PIRATES.....	63-57	W	6200
Jun 14	at Bakersfield Blitz...	40-45	L	4411
Jun 21	BAKERSFIELD BLITZ.....	62-49	W	5198
Jun 28	at Arkansas Twisters...	29-45	L	7326
Jul 12	HAWAIIAN ISLANDERS....	48-47	W	5568
Jul 19	at Louisville Fire.....	43-37	W	
Jul 25	at Bossier Battle Wings	66-36	W	3124

W-B/S Pioneers (6-10)

Apr 05	at Greensboro Prowlers.	25-46	L	3094
Apr 11	MOHEGAN WOLVES.....	38-41	L	5135
Apr 18	at Q.C. Steamwheelers..	34-66	L	4424
Apr 26	ROCHESTER BRIGADE.....	58-35	W	5204
May 03	ALBANY CONQUEST.....	49-68	L	5419
May 10	at Norfolk Nighthawks..	32-46	L	3813
May 16	NORFOLK NIGHTHAWKS....	35-49	L	4652

May 23	GREENSBORO PROWLERS....	43-40	W	4563
May 31	at Richmond Speed.....	50-49	W	3635
Jun 14	at Mohegan Wolves.....	22-55	L	3766
Jun 20	ROCHESTER BRIGADE.....	54-53	W	4857
Jun 27	RICHMOND SPEED.....	48-33	W	4513
Jul 05	at Albany Conquest.....	58-59	L	5005
Jul 11	ALBANY CONQUEST.....	55-49	WO	5457
Jul 18	at Mohegan Wolves.....	53-63	L	4432
Jul 26	at Rochester Brigade...	38-41	L	2038

Wichita Stealth (8-7-1)

Mar 29	ARKANSAS TWISTERS.....	46-28	W	5605
Apr 12	at Tulsa Talons.....	25-43	L	5292
Apr 19	at Green Bay Blizzard..	41-26	W	3300
Apr 26	TULSA TALONS.....	56-49	WO	7138
May 03	HAWAIIAN ISLANDERS....	36-29	W	6549
May 10	Q.C. STEAMWHEELERS....	56-62	L	5447
May 16	at Hawaiian Islanders..	55-61	L	3197
May 24	at Peoria Pirates.....	52-49	W	5490
May 31	GREEN BAY BLIZZARD....	57-36	W	5212
Jun 07	at Tenn. Valley Vipers..	31-66	L	4805
Jun 14	at San Diego Riptide...	54-53	W	4732
Jun 21	at Arkansas Twisters...	57-35	W	
Jun 28	SAN DIEGO RIPTIDE.....	53-60	L	4958
Jul 12	at Bakersfield Blitz...	41-56	L	5131
July 19	BAKERSFIELD BLITZ.....	7-7	T	4663
Jul 26	CINCINNATI SWARM.....	59-61	L	5034

af2 Regular Season All-Time Individual Records

SCORING

POINTS

Most Points (non-kicking), Career

642Mitch Allner, Quad City 2000, Iowa 2001, Tulsa 2002-03
606Wayne Thomas, Birmingham 2000-2002
564Lennie Johnson, Arkansas 2000-03
536James Dickerson, Tallahassee 2000-02, Columbus 2003
472Ira Gooch, Quad City 2002-03
464Jeff Townsley, Richmond 2001-03
462Derek Baker, Rochester 2001-03
444Corey Hill, Iowa 2001, Norfolk 2001, Albany 2002-03
442Mesiah Porter, Tallahassee 2000-02, Columbus 2003
438Kelly Fields, Tennessee Valley 2000-02

Most Points (non-kicking), Season

284Shon King, Quad City, 2000
276Jack Walker, Peoria, 2003
272Carl Bond, Tallahassee, 2000
266Mitch Allner, Tulsa, 2002
260Anthony Bright, Jacksonville, 2001
256James Dickerson, Tallahassee, 2001
252Jacques Rumph, Macon, 2003
248Travis Burns, Norfolk, 2003
246Wayne Thomas, Birmingham, 2001
246Ira Gooch, Quad City, 2003

Most Points (non-kicking), Game

48Shon King, Quad City at Greensboro, May 26, 2000
42Eric Mahanke, Bakersfield at Hawaii, July 27, 2003
42Travis Burns, Norfolk vs. Greensboro, July 26, 2003
42Mitch Allner, Tulsa vs. Arkansas, May 11, 2002
42Wayne Thomas, Birmingham vs. Baton Rouge, June 29, 2000
40Kevin Harvey, Richmond vs. Louisville, June 23, 2001
38Cleveland Pratt, Florida at Macon, June 9, 2001
3614 times; MR: Chris Anthony, Quad City at Bossier City, June 29, 2002

Most Points (kicking), Career

310Tony Dodson, Tulsa 2001-03
296Brion Hurley, Quad City 2000-01
271Brandon Kornblue, Macon 2001, Florida 2001-03
261Mark Norris, Arkansas 2001-03
239Josh Jones, Roanoke 2001-02, Greensboro 2003
239Geoff Groshelle, Richmond 2001-02
233James Thomas, Greensboro 2000-03
217Wesley Wilson, Macon 2002-03
213Keith Gispert, Augusta 2001-02
198Phil Setterquist, Florida 2001, Tallahassee 2001-02

Most Points (kicking), Season

161Brian Reaves, Pensacola, 2000
158Brion Hurley, Quad City, 2000
144Chris Chambers, Augusta, 2000
138Brion Hurley, Quad City, 2001
137Todd Latourette, Tennessee Valley, 2002
135Marty Kent, Bossier City, 2001
131Phil Setterquist, Tallahassee, 2001
129Mark Lewis, Tennessee Valley, 2003
128Jim Tarie, Jacksonville, 2000
127Geoff Groshelle, Richmond, 2002

Most Points (kicking), Game

16Rob Bironas, Charleston at Bossier City, July 11, 2003
16James Thomas, Greensboro at Charleston, July 5, 2003
16Mark Lewis, Tennessee Valley at Bossier City, May 9, 2003
16Jimmy Kibble, W-B/Scranton vs. Rochester, April 26, 2003
15Chris Drennan, Albany at Richmond, June 01, 2002
15Gary Kral, Cape Fear vs. Norfolk, May 18, 2002
14Donnie Pennington, Carolina vs. Charleston Swamp Fox, July 20, 2002
14Geoff Groshelle, Richmond at Charleston Swamp Fox, July 6, 2002
13Jon Baker, Bakersfield vs. San Diego, June 8, 2002
13Josh Jones, Roanoke vs. Louisville, April 27, 2002
13Todd Kurz, Peoria vs. Quad City, May 10, 2002
13Marty Kent, Bossier City vs. Tulsa, April 13, 2002
11Todd Latourette, Tennessee vs. Memphis, July 20, 2002

TOUCHDOWNS

Most Touchdowns, Career

103Mitch Allner, Quad City 2000, Iowa 2001, Tulsa 2002-03
101Wayne Thomas, Birmingham 2000-02
92Lennie Johnson, Arkansas, 2000-03
87James Dickerson, Tallahassee 2000-02, Columbus 2003
78Ira Gooch, Quad City 2002-03
77Jeff Townsley, Richmond 2001-03
75Derek Baker, Rochester 2001-03
73Mesiah Porter, Tallahassee 2000-02, Columbus 2003
73Corey Hill, Iowa 2001, Norfolk 2001, Albany 2002-03
72Kelly Fields, Tennessee Valley 2000-02

Most Touchdowns, Season

47Shon King, Quad City, 2000
45Jack Walker, Peoria, 2003
45Carl Bond, Tallahassee, 2000
43Anthony Bright, Jacksonville, 2001
42Jacques Rumph, Macon, 2003
42Mitch Allner, Tulsa, 2002
41Ira Gooch, Quad City, 2003
41Travis Burns, Norfolk, 2003
41James Dickerson, Tallahassee, 2001
41Wayne Thomas, Birmingham, 2001

Most Touchdowns, Game

8Shon King, Quad City at Greensboro, May 26, 2000
7Eric Mahanke, Bakersfield at Hawaii, July 27, 2003
7Travis Burns, Norfolk vs. Greensboro, July 26, 2003
7Mitch Allner, Tulsa vs. Arkansas, May 11, 2002
7Wayne Thomas, Birmingham vs. Baton Rouge, June 29, 2000
616 times; MR: Cainon Lamb, Tallahassee vs. Jacksonville, July 27, 2002 and Jeff Townsley, Richmond at Carolina, July 27, 2002

POINTS AFTER TOUCHDOWN

Most (One-Point) Points After Touchdown Attempted, Career

296Tony Dodson, Tulsa 2001-03
287Brion Hurley, Quad City 2000-01
264Mark Norris, Arkansas 2001-03
230Wesley Wilson, Macon 2002-03
212Brandon Kornblue, Macon 2001, Florida 2001-03
205Geoff Groshelle, Richmond 2001-02
196Keith Gispert, Augusta 2001-02
192Chris Drennan, Albany 2002-03



2004 Laredo Law Media Guide



186 Michael Proctor, Tennessee Valley 2000-01
 180 Josh Jones, Roanoke 2001-02, Greensboro 2003

Most (One-Point) Points After Touchdown Attempted, Season

148 Brion Hurley, Quad City, 2000
 139 Brion Hurley, Quad City, 2001
 119 Wesley Wilson, Macon, 2002
 112 Mark Lewis, Tennessee Valley, 2003
 112 Mark Norris, Arkansas, 2002
 111 Wesley Wilson, Macon, 2003
 110 Geoff Groshelle, Richmond, 2002
 109 Brian Holmes, Birmingham, 2001
 103 Tony Dodson, Tulsa, 2003
 103 Chris Drennan, Albany, 2003
 103 Marty Kent, Bossier City, 2001
 103 Chris Chambers, Augusta, 2000

Most (One-Point) Points After Touchdown Attempted, Game

15 Brion Hurley, Quad City at Greensboro, May 26, 2000
 14 Steven Green, Memphis vs. Louisville, May 17, 2003
 14 Mark Norris, Arkansas vs. Tulsa, June 22, 2002
 13 Brion Hurley, Quad City vs. Memphis, April 13, 2001
 13 Travis Brawner, Arkansas vs. Greensboro, June 3, 2000
 12 Wes Virgilio, Greensboro vs. Rochester, June 15, 2002
 12 Tony Dodson, Tulsa vs. Arkansas, May 11, 2002
 12 Brion Hurley, Quad City vs. Lincoln, June 23, 2001
 12 Brion Hurley, Quad City vs. Iowa, June 16, 2001
 12 Mike Moser, Louisville vs. Roanoke, June 8, 2001
 12 Matt Bergman, Charleston at Columbus, April 14, 2001
 12 Brion Hurley, Quad City vs. Birmingham, July 22, 2000
 12 Chris Chambers, Augusta vs. Greensboro, June 30, 2000
 12 Brandon Stewart, Birmingham vs. Tallahassee, June 2, 2000
 12 John Butler, Arkansas vs. Charleston, April 8, 2000

Most (One-Point) Points After Touchdown Made, Career

246 Tony Dodson, Tulsa 2001-03
 232 Brion Hurley, Quad City 2000-01
 201 Mark Norris, Arkansas 2001-03
 184 Wesley Wilson, Macon 2002-03
 173 Geoff Groshelle, Richmond 2001-02
 172 Keith Gispert, Augusta 2001-02
 169 Brandon Kornblue, Macon 2001, Florida 2001-03
 151 Michael Proctor, Tennessee Valley 2000-01
 141 Chris Drennan, Albany 2002-03
 137 Josh Jones, Roanoke 2001-02, Greensboro 2003
 123 Ryan Geisler, San Diego 2002-03

Most (One-Point) Points After Touchdown Made, Season

121 Brion Hurley, Quad City, 2000
 111 Brion Hurley, Quad City, 2001
 99 Mark Lewis, Tennessee Valley, 2003
 96 Wesley Wilson, Macon, 2003
 94 Geoff Groshelle, Richmond, 2002
 90 Chris Chambers, Augusta, 2000
 88 Wesley Wilson, Macon, 2002
 88 Keith Gispert, Augusta, 2001
 87 Marty Kent, Bossier City, 2001
 84 Keith Gispert, Augusta, 2002
 84 Brian Holmes, Birmingham, 2001

Most (One-Point) Points After Touchdown Made, Game

12 Chris Chambers, Augusta vs. Greensboro, June 30, 2000
 11 Todd Latourette, Tennessee Valley vs. Memphis, July 20, 2002
 11 Brion Hurley, Quad City at Wichita, July 14, 2001
 11 Brandon Stewart, Birmingham vs. Tallahassee, June 2, 2000
 11 12 times; MR: James Thomas, Greensboro at Charleston, July 5, 2003

Most (One-Point) Points After Touchdown, No Misses, Game

12 Chris Chambers, Augusta vs. Greensboro, June 30, 2000
 11 Todd Latourette, Tennessee Valley vs. Memphis, July 20, 2002
 11 Brion Hurley, Quad City vs. Memphis, April 13, 2001
 10 James Thomas, Greensboro at Charleston, July 5, 2003
 10 Jason Corse, Pensacola vs. Mobile, April 27, 2002
 10 Stephen Brown, Jacksonville vs. Augusta, July 20, 2001
 10 Jim Tarle, Jacksonville vs. Roanoke, July 22, 2000
 10 Brion Hurley, Quad City at Pensacola, June 30, 2000
 10 Chris Chambers, Augusta vs. Roanoke, June 16, 2000
 9 Geoff Groshelle, Richmond vs. Memphis, July 14, 2001
 9 Danny Boyd, Baton Rouge at Memphis, July 7, 2001
 9 John Butler, Arkansas vs. Memphis, June 23, 2001
 9 Jon Cooper, Wichita vs. Bossier City, May 26, 2001
 9 Keith Gispert, Augusta vs. Columbus, April 21, 2001
 9 Jeremy Alexander, Tulsa at Tallahassee, July 28, 2000
 9 Chris Chambers, Augusta at Greensboro, May 20, 2000
 9 Jim Tarle, Jacksonville at Roanoke, May 13, 2000
 9 Michael Proctor, Tennessee Valley vs. Tallahassee, May 6, 2000
 9 Brian Reaves, Pensacola vs. Tennessee Valley, April 28, 2000

Highest (One-Point) PAT Percentage, Career (min. 100 attempts)

88.4 Mark Lewis, Tennessee Valley 2003
 87.8 Keith Gispert, Augusta 2001-02
 87.4 Chris Chambers, Augusta 2000, Pensacola 2001
 87.3 Jimmy Kibble, W-B/Scranton 2002-03
 84.4 Geoff Groshelle, Richmond 2001-02
 83.9 Marty Kent, Bossier City 2001-02
 83.1 Tony Dodson, Tulsa 2001-03
 81.2 Michael Proctor, Tennessee Valley 2000-01
 80.8 Brion Hurley, Quad City 2000-01
 80.7 Jason Corse, Pensacola 2002, Wichita 2002-03

Most Two-Point Conversions Attempted, Season

86 Phil Setterquist, Tallahassee, 2001
 4 Brandon Stewart, Birmingham, 2000
 3 Kimmo Naehu, Hawaii, 2003

1 Tony Dodson, Tulsa, 2001
 1 Jon Cooper, Wichita, 2001
 1 Brion Hurley, Quad City, 2000
 1 Bill Silva, Carolina, 2000

Most Two-Point Conversions Made, Season

60 Phil Setterquist, Tallahassee, 2001
 3 Brandon Stewart, Birmingham, 2000
 1 Kimmo Naehu, Hawaii, 2003
 1 Tony Dodson, Tulsa, 2001
 1 Brion Hurley, Quad City, 2000

FIELD GOALS**Most (Three-Point) Field Goals Attempted, Career**

126 James Thomas, Greensboro 2000-03
 124 Josh Jones, Roanoke 2001-02, Greensboro 2003
 97 Brandon Kornblue, Macon 2001, Florida 2001-03
 92 Charles Eger, Rochester 2001, Mohegan 2002, Rochester 2002-03
 83 Jon Baker, Bakersfield 2002-03
 83 Tony Dodson, Tulsa 2001-03
 81 Mark Norris, Arkansas 2001-03
 79 Dennis Wuestkamp, Pensacola 2001, New Haven 2002, W-B/Scranton 2003
 73 Don Pennington, Carolina 2001-02
 67 Ryan Geisler, San Diego 2002-03

Most (Three-Point) Field Goals Attempted, Season

56 Stan Whitlock, Columbus, 2001
 54 Josh Jones, Roanoke, 2002
 54 Shane Meyer, Norfolk, 2001
 52 Brian Reaves, Pensacola, 2000
 51 Brandon Kornblue, Florida, 2002
 51 Brandon Stewart, Birmingham, 2000
 49 James Thomas, Greensboro, 2000
 49 Matt McNew, Norfolk, 2002
 49 Donnie Pennington, Carolina, 2002
 49 James Thomas, Greensboro, 2001

Most (Three-Point) Field Goals Attempted, Game

8 Jon Baker, Bakersfield vs. San Diego, June 8, 2002
 8 Matt McNew, Norfolk at Roanoke, May 11, 2002
 8 Matt McNew, Norfolk at Richmond, April 27, 2002
 8 James Thomas, Greensboro vs. Carolina, May 19, 2001
 8 Stan Whitlock, Columbus vs. Jacksonville, April 28, 2001
 8 Bruce Reinecker, Greensboro vs. Tallahassee, April 7, 2001
 8 Kraig Baker, Norfolk vs. Jacksonville, July 29, 2000
 7 17 times; MR: Greg Krauss, Green Bay at Peoria, June 21, 2003

Most (Three-Point) Field Goals Made, Career

38 James Thomas, Greensboro 2000-03
 34 Josh Jones, Roanoke 2001-02, Greensboro 2003
 34 Brandon Kornblue, Macon 2001, Florida 2001-03
 28 Brian Reaves, Pensacola 2000
 25 Jon Baker, Bakersfield 2002-03
 22 Geoff Groshelle, Richmond 2001-02
 22 Ryan Geisler, San Diego 2002-03
 22 Charles Eger, Rochester 2001, Mohegan 2002, Rochester 2002-03
 21 Brion Hurley, Quad City 2000-01
 21 Marty Kent, Bossier City 2001-02
 21 Tony Dodson, Tulsa 2001-03

Most (Three-Point) Field Goals Made, Season

28 Brian Reaves, Pensacola, 2000
 22 Brandon Kornblue, Florida, 2002
 20 Todd Latourette, Tennessee Valley, 2002
 20 Stan Whitlock, Columbus, 2001
 19 Jeremy Alexander, Tulsa, 2000
 18 Josh Jones, Roanoke, 2002
 18 Chris Chambers, Augusta, 2000
 17 Jim Tarle, Jacksonville, 2000
 16 Marty Kent, Bossier City, 2001
 16 Brandon Stewart, Birmingham, 2000

Most (Three-Point) Field Goals Made, Game

6 Lee McDonald, Norfolk at Charleston, April 22, 2000
 4 Ryan Geisler, San Diego vs. Hawaii, June 20, 2003
 4 Greg Krauss, Green Bay vs. Bakersfield, May 24, 2003
 4 Rhett Gallego, Birmingham at Florida, May 4, 2003
 4 Chris Drennan, Albany at Richmond, June 1, 2002
 4 Marty Kent, Bossier City vs. Tulsa, April 13, 2002
 4 Tony Dodson, Tulsa at Iowa, May 26, 2001
 4 Jeremy Alexander, Tulsa vs. Arkansas, July 8, 2000
 4 Travis Brawner, Arkansas at Jacksonville, June 24, 2000
 4 Brian Reaves, Pensacola at Tallahassee, May 19, 2000
 4 Chris Chambers, Augusta vs. Arkansas, May 13, 2000

Longest (Three-Point) Field Goals

58 Todd Latourette, Tennessee Valley vs. Birmingham, May 18, 2002
 58 James Thomas, Greensboro at Wilkes-Barre/Scranton, April 6, 2002
 58 Jim Tarle, Jacksonville vs. Richmond, June 3, 2000
 56 Tony Dodson, Tulsa at Hawaii, May 4, 2002
 56 James Thomas, Greensboro vs. Florida, June 23, 2001
 56 Tony Dodson, Tulsa vs. Louisville, May 5, 2001
 56 James Thomas, Greensboro vs. Richmond, June 24, 2000
 55 Peter Martinez, Richmond vs. Mohegan, June 11, 2003
 55 Tony Dodson, Tulsa vs. Wichita, April 12, 2003
 55 Todd Latourette, Tennessee Valley at Birmingham, July 13, 2002
 55 Jimmy Kibble, Wilkes-Barre/Scranton at Albany, April 20, 2002

Highest (Three-Point) Field Goal Percentage, Career (min. 35 attempts)

53.8 Brian Reaves, Pensacola 2000
 50.0 Jeremy Alexander, Tulsa 2000
 48.8 Todd Latourette, Tennessee Valley 2002
 43.8 Marty Kent, Bossier City 2001-02
 40.4 Brion Hurley, Quad City 2000-01
 37.1 Jon Cooper, Wichita 2001, Fresno 2002



2004 Laredo Law Media Guide



- 35.4 Jim Tarle, Jacksonville 2000
- 35.1 Brandon Kornblue, Macon 2001, Florida 2001-03
- 34.4 Geoff Groshelle, Richmond 2001-02
- 34.1 Kimon Naehu, Hawaii 2002-03

FOUR-POINT FIELD GOALS

Most Four-Point Field Goal Attempted, Season

- 5 Steven Green, Memphis, 2003
- 4 Phil Setterquist, Tallahassee, 2001
- 2 James Thomas, Greensboro, 2001

Most Four-Point Field Goals Made, Season

- 3 Steven Green, Memphis, 2003
- 2 Phil Setterquist, Tallahassee, 2001
- 1 James Thomas, Greensboro, 2001

PASSING

PASSER RATING

Highest Passer Rating, Season

- 131.9 Jay McDonagh, Quad City 2001
- 128.3 Billy Dicken, Quad City, 2000
- 123.4 Ryan Vena, Albany, 2003
- 122.9 Aaron Sparrow, Augusta, 2000
- 118.0 Greg Smith, Mohegan, 2003
- 118.0 Tony Zimmerman, Quad City, 2003
- 117.5 Ron Lopez, Wichita, 2002
- 117.1 John Rayborn, Macon, 2002
- 116.5 Anthony Buich, Tulsa, 2002
- 115.6 Caleb Slover, Greensboro, 2003

ATTEMPTS

Most Passes Attempted, Career

- 1602 Sherard Poteete, Bossier City 2001-03, Columbus 2003
- 1514 Bryan Snyder, Tenn. 2000, Peoria 2001, JAC 2001, WBS 2002, CPF 2003
- 1488 Craig Strickland, Tulsa 2000-01, 2003
- 1439 Ricky Hebert, Arkansas 2001-03
- 1332 Bob Bees, Richmond 2000-02
- 1273 Anthony Buich, Iowa 2001, Tulsa 2002, Wichita 2003
- 1219 Chris Windsor, Birmingham 2000-01, Tallahassee 2002, Birmingham 2003
- 1113 Matthew Sauk, Tennessee Valley 2001, 2003
- 1021 Mike Gluski, Quad City 2000-01, Macon 2001-02, CPF 2002, CBS 2003
- 954 Jermaine Alfred, Augusta 2001, Tennessee Valley 2002, Macon 2003

Most Passes Attempted, Season

- 624 Jon Nielsen, Arkansas, 2000
- 574 Matt Sauk, Tennessee Valley, 2001
- 573 Craig Strickland, Tulsa, 2001
- 568 Chris Boden, W-B/Scranton 2003
- 567 Bryan Snyder, Tennessee Valley, 2000
- 558 Shane Stafford, Tallahassee, 2000
- 556 Zack Stegrist, Wichita, 2001
- 550 Sherard Poteete, Bossier City, 2001
- 539 Matthew Sauk, Tennessee Valley, 2003
- 538 Tim Lester, Memphis, 2002

Most Passes Attempted, Game

- 60 Matt Sauk, Tennessee Valley at Arkansas, July 21, 2001
- 59 Jon Nielsen, Arkansas vs. Pensacola, July 22, 2000
- 55 Craig Strickland, Tulsa at Quad City, July 7, 2001
- 55 Jon Nielsen, Arkansas at Birmingham, June 9, 2000
- 51 Chris Boden, W-B/Scranton at Mohegan, July 18, 2003
- 51 John Turman, Charleston vs. Macon, June 21, 2003
- 50 Chad Elliott, Bakersfield vs. Peoria, May 18, 2002
- 50 Charlie Peterson, Pensacola at Macon, May 17, 2002
- 50 Craig Strickland, Tulsa at Arkansas, April 7, 2001
- 50 Jon Nielsen, Arkansas at Quad City, June 17, 2000
- 50 Shane Stafford, Tallahassee at Arkansas, April 29, 2000

COMPLETIONS

Most Passes Completed, Career

- 971 Bryan Snyder, Tenn. 2000, Peoria 2001, JAC 2001, WBS 2002, CPF 2003
- 943 Sherard Poteete, Bossier City 2001-03, Columbus 2003
- 829 Craig Strickland, Tulsa 2000-01, 2003
- 829 Ricky Hebert, Arkansas 2001-03
- 774 Anthony Buich, Iowa 2001, Tulsa 2002, Wichita 2003
- 748 Bob Bees, Richmond 2000-02
- 667 Matthew Sauk, Tennessee Valley 2001, 2003
- 621 Ryan Vena, Albany 2002-03
- 603 Chris Windsor, Birmingham 2000-01, Tallahassee 2002, Birmingham 2003
- 590 Chad Elliott, Pensacola 2001, Bakersfield 2002-03

Most Passes Completed, Season

- 354 Bryan Snyder, Tennessee Valley, 2000
- 352 Matt Sauk, Tennessee Valley, 2001
- 347 Ryan Vena, Albany 2003
- 335 Aaron Sparrow, Augusta, 2000
- 334 Bryan Snyder, Cape Fear 2003
- 333 Jon Nielsen, Arkansas, 2000
- 327 Zack Stegrist, Wichita, 2001
- 324 Matt D'Orazio, Rochester, 2002
- 323 Chris Boden, W-B/Scranton 2003
- 323 Chad Elliott, Bakersfield, 2002

Most Passes Completed, Game

- 38 Matt Sauk, Tennessee Valley at Arkansas, July 21, 2001
- 35 Ryan Vena, Albany at Greensboro, June 7, 2003
- 34 Chad Elliott, Bakersfield vs. Fresno, May 04, 2002
- 33 Chris Boden, W-B/Scranton at Mohegan, Jul 18, 2003
- 33 Shane Stafford, Tallahassee at Birmingham, June 2, 2000
- 32 John Rayborn, Macon vs. Augusta, May 31, 2002
- 32 Tim Lester, Memphis at Peoria, April 12, 2002
- 32 Jon Nielsen, Arkansas vs. Pensacola, July 22, 2000
- 31 Chris Wallace, Norfolk at New Haven Ninjas, July 20, 2002
- 31 Chris Boden, New Haven vs. Rochester, July 27, 2002
- 31 John Rayborn, Macon at Tennessee Valley, July 27, 2002

- 31 Zack Siegrist, Wichita at Louisville, June 30, 2001
- 31 Zack Siegrist, Wichita vs. Bossier City, May 26, 2001
- 31 Bryan Snyder, Tennessee Valley vs. Charleston, June 17, 2000
- 31 Bryan Snyder, Tennessee Valley at Tulsa, June 3, 2000
- 31 Bryan Snyder, Tennessee Valley vs. Norfolk, April 8, 2000

COMPLETION PERCENTAGE

Highest Completion Percentage, Career (min. 500 attempts)

- 65.4 Ryan Vena, Albany 2002-03
- 64.1 Bryan Snyder, Tenn. 2000, Peoria 2001, JAC 2001, WBS 2002, CPF 2003
- 63.3 Jeff McCrone, Jacksonville 2000-01
- 63.2 Aaron Sparrow, Augusta 2000, Norfolk 2003
- 62.7 Chad Elliot, Pensacola 2001, Bakersfield 2002-03
- 62.0 Matt D'orazio, Roanoke 2001, Rochester 2002, Mohegan 2003
- 60.8 Anthony Buich, Iowa 2001, Tulsa 2002, Wichita 2003
- 59.9 Matthew Sauk, Tennessee Valley 2001, 2003
- 59.5 Jermaine Alfred, Augusta 2001, Tennessee Valley 2002, Macon 2003
- 58.9 Sherard Poteete, Bossier City 2001-03, Columbus 2003

Highest Completion Percentage, Season (min. 100 attempts)

- 71.5 Jay McDonagh, Quad City, 2001
- 70.0 Bryan Snyder, Cape Fear, 2003
- 67.9 Vic Penn, Cape Fear, 2002
- 67.4 Ryan Vena, Albany, 2003
- 66.7 Billy Dicken, Quad City, 2000
- 66.1 Anthony Buich, Tulsa, 2002
- 65.7 John Rayborn, Macon, 2002
- 65.3 Aaron Sparrow, Augusta, 2000
- 64.6 Jermaine Alfred, Macon, 2003
- 63.6 Ron Lopez, Wichita, 2002

YARDS GAINED

Most Yards Gained, Career

- 11145 Sherard Poteete, Bossier City 2001-02, Columbus 2003
- 10779 Ricky Hebert, Arkansas 2001-03
- 10777 Bryan Snyder, Tenn. 2000, Peoria 2001, JAC 2001, WBS 2002, CPF 2003
- 10509 Craig Strickland, Tulsa 2000-01, 2003
- 9481 Bob Bees, Richmond 2000-02
- 9479 Anthony Buich, Iowa 2001, Tulsa 2002, Wichita 2003
- 8377 Chris Windsor, Birmingham 2000-01, Tallahassee 2002, Birmingham 2003
- 8283 Matthew Sauk, Tennessee Valley 2001, 2003
- 7503 Ryan Vena, Albany 2002-03
- 7098 Kane Claunch, Rochester 2001, San Diego 2002-03

Most Yards Gained, Season

- 4462 Ryan Vena, Albany, 2003
- 4417 Jon Nielsen, Arkansas, 2000
- 4394 Shane Stafford, Tallahassee, 2000
- 4357 Tony Zimmerman, Quad City, 2003
- 4185 Matthew Sauk, Tennessee Valley, 2001
- 4098 Matthew Sauk, Tennessee Valley, 2003
- 4009 Craig Strickland, Tulsa, 2001
- 4000 Aaron Sparrow, Augusta, 2000
- 3891 Ricky Hebert, Arkansas, 2002
- 3838 Zack Siegrist, Wichita, 2001

Most Yards Gained, Game

- 459 Shane Stafford, Tallahassee at Birmingham, June 2, 2000
- 417 Josh Kellett, Birmingham at Tennessee Valley, June 28, 2003
- 421 Shane Stafford, Tallahassee vs. Tulsa, July 28, 2000
- 401 Matt Sauk, Tennessee Valley vs. Birmingham, July 7, 2001
- 389 Jason Visconti, Rochester at W-B/Scranton, June 20, 2003
- 387 Ricky Hebert, Arkansas vs. Tulsa, June 22, 2002
- 383 Jay McDonagh, Quad City vs. Iowa, June 16, 2001
- 379 Zach Siegrist, Wichita vs. Bossier City, May 26, 2001
- 375 Jon Nielsen, Arkansas at Birmingham, June 9, 2000
- 373 Cable Davis, Mohegan vs. Rochester, May 17, 2002

LONGEST PASS COMPLETION

- 49 Caleb Slover, Greensboro at Richmond, July 18, 2003
- 49 Chris Batcheller, Cincinnati at Mohegan, June 21, 2003
- 49 Kevin Carty, Rochester vs. Mohegan, May 3, 2003
- 49 Pookie Jones, Louisville vs. Tennessee Valley, April 19, 2003
- 49 Matt Sauk, Tennessee Valley at Florida, April 5, 2003
- 49 Charlie Peterson, Pensacola vs. Jacksonville, June 28, 2002
- 49 Montressa Kirby Birmingham vs. Macon, June 22, 2002
- 49 Mike Gluski, Cape Fear at Roanoke, May 25, 2002
- 49 Ray Isaac Jr., Charleston Swamp Fox vs. Jacksonville, May 18, 2002
- 49 Glen Gauntt, Augusta at Columbus, May 4, 2002
- 49 Zack Siegrist, Wichita vs. Quad City, July 14, 2001
- 49 Sherard Poteete, Bossier City at Quad City, May 4, 2001
- 49 Travis Pender, Greensboro at Charleston, April 28, 2001
- 49 Oscar Davenport, Greensboro vs. Norfolk, July 15, 2000
- 49 Damone Scott, Norfolk at Carolina, June 3, 2000
- 49 Jeff McCrone, Jacksonville vs. Carolina, April 28, 2000

TOUCHDOWNS

Most Touchdown Passes, Career

- 213 Ricky Hebert, Arkansas 2001-03
- 212 Craig Strickland, Tulsa 2000-01, 2003
- 191 Bryan Snyder, Tenn. 2000, Peoria 2001, JAC 2001, WBS 2002, CPF 2003
- 186 Anthony Buich, Iowa 2001, Tulsa 2002, Wichita 2003
- 181 Sherard Poteete, Bossier City 2001-02, Columbus 2003
- 170 Matthew Sauk, Tennessee Valley 2001, 2003
- 168 Bob Bees, Richmond 2000-02
- 162 Chris Windsor, Birmingham 2000-01, Tallahassee 2002, Birmingham 2003
- 141 Ryan Vena, Albany 2002-03
- 138 Charlie Peterson, Pensacola 2002, Peoria 2003

Most Touchdown Passes, Season

- 93 Tony Zimmerman, Quad City, 2003
- 86 Matt Sauk, Tennessee Valley, 2001
- 85 Ryan Vena, Albany, 2003
- 85 Ricky Hebert, Arkansas, 2002



2004 Laredo Law Media Guide



85.....Shane Stafford, Tallahassee, 2000
 84.....Matt Sauk, Tennessee Valley, 2003
 84.....Jon Nielsen, Arkansas, 2000
 83.....Craig Strickland, Tulsa, 2003
 82.....Glen Gauntt, Augusta, 2002
 80.....Craig Strickland, Tulsa, 2001

Most Touchdown Passes, Game

11.....Jon Nielsen, Arkansas vs. Greensboro, June 3, 2000
 10.....Will Burch, Roanoke vs. Charleston, May 27, 2000
 9.....Chad Elliott, Bakersfield at Hawaii, July 27, 2003
 9.....Caleb Slover, Greensboro at Cape Fear, July 11, 2003
 9.....Ricky Hebert, Arkansas vs. Hawaii, July 12, 2002
 9.....John Rayborn, Macon vs. Tallahassee, June 28, 2002
 9.....Ricky Hebert, Arkansas vs. Tulsa, June 22, 2002
 9.....Chris Weibel, Greensboro vs. Rochester, June 15, 2002
 9.....John Welsh, Jacksonville at Tallahassee, July 27, 2002
 9.....Mickey Fein, Norfolk vs. Richmond, June 1, 2001
 9.....Zack Siegrist, Wichita vs. Bossier City, May 26, 2001
 9.....Jay McDonagh, Quad City at Tennessee Valley, May 19, 2001
 9.....Shane Stafford, Tallahassee at Birmingham, June 2, 2000
 9.....Shane Stafford, Tallahassee at Arkansas, April 29, 2000
 9.....Damone Scott, Norfolk at Roanoke, June 24, 2000
 9.....Aaron Sparrow, Augusta vs. Roanoke, June 16, 2000

HAD INTERCEPTED

Most Passes Had Intercepted, Career

66.....Ricky Hebert, Arkansas 2001-03
 53.....Sherard Poteete, Bossier City 2001-03, Columbus 2003
 50.....Chris Windsor, Birmingham 2000-01, Tallahassee 2002, Birmingham 2003
 47.....Bryan Snyder, Tenn. 2000, Peoria 2001, JAC 2001, WBS 2002, CPF 2003
 42.....Bob Bees, Richmond 2000-02
 40.....Travis Pender, Greensboro 2000-02
 40.....Anthony Buich, Iowa 2001, Tulsa 2002, Wichita 2003
 38.....Will Burch, Roanoke 2000, Macon, QUA, CBS 2001, NFK 2002, MEM 2003
 37.....Craig Strickland, Tulsa 2000-01, 2003
 35.....Tim Lester, Memphis 2001-02

Most Passes Had Intercepted, Season

26.....Ricky Hebert, Arkansas, 2003
 26.....Tim Lester, Memphis, 2002
 23.....Josh Luedtke, Lincoln, 2001
 23.....Jon Nielsen, Arkansas, 2000
 21.....Bobby Clayton, Pensacola, 2000
 20.....Ricky Hebert, Arkansas, 2002
 20.....Ricky Hebert, Arkansas, 2001
 20.....Zack Siegrist, Wichita, 2001
 20.....Sherard Poteete, Bossier City, 2001
 20.....Shane Stafford, Tallahassee, 2000

Most Passes Had Intercepted, Game

5.....Danny Smith, Cincinnati vs. Charleston, April 19, 2003
 5.....Walter Church, Peoria at Bakersfield, May 18, 2002
 5.....Matt Lefever, Memphis vs. Arkansas, May 5, 2001
 5.....Chris Windsor, Birmingham at Pensacola, May 6, 2000
 5.....John Craven, Charleston vs. Tulsa, July 15, 2000
 4.....38 times; MR: Payton Perrett, Bossier City vs. Charleston, July 11, 2003

Most Times Sacked, Season

39.....**Chad Elliott, Bakersfield, 2002**
 36.....Sherard Poteete, Bossier City, 2001
 30.....Craig Strickland, Tulsa, 2001
 30.....Chris Windsor, Birmingham, 2000
 28.....Sherard Poteete, Bossier City / Columbus, 2003
 28.....Travis Pender, Greensboro, 2001
 29.....Ramon Robinson, Green Bay, 2003
 29.....Roy Johnson, Richmond, 2003
 27.....Josh Luedtke, Lincoln, 2001
 26.....Ricky Hebert, Arkansas, 2003
 26.....Mickey Fein, Norfolk, 2001
 26.....Chris Wallace, Carolina, 2000

Most Times Sacked, Game

11.....Mike Carubba, Rochester vs. Richmond, May 18, 2001
 9.....Bobby Clayton, Pensacola vs. Arkansas, April 15, 2000
 8.....Wesley Jacobs, Lafayette at Arkansas, July 14, 2001
 8.....Shawn Snyder, Greensboro vs. Tallahassee, April 7, 2001
 7.....Wes Counts, Tennessee at Pensacola, May 25, 2002
 7.....Dan English, Louisville at Peoria, May 25, 2002
 7.....Kevin Nawracaj, Greensboro vs. Florida, June 23, 2001
 7.....Scott Gasper, Rochester at Norfolk, June 8, 2001
 7.....Jason Cue, Florida vs. Carolina, April 21, 2001
 7.....Ricky Hebert, Arkansas vs. Tulsa, April 7, 2001

PASS RECEPTIONS

Most Pass Receptions, Career

401.....Corey Hill, Norfolk 2001, Iowa 2001, Albany 2002-03
 344.....Kelly Fields, Tennessee Valley 2000-02
 285.....Mitch Allner, Quad City 2000, Iowa 2001, Tulsa 2002-03
 270.....Wayne Thomas, Birmingham 2000-02
 269.....Martino Theus, Memphis 2001, Rochester 2001-03
 261.....James Dickerson, Tallahassee 2000-02, Columbus 2003
 242.....James Scott, Carolina 2000-01, Cincinnati 2003
 242.....Brandon Burnside, Tulsa 2000-01, Mohegan 2002
 240.....Antoine Calloway, CHA 2001, Greensboro 2002-03, Charleston 2003
 230.....Jacques Rumph, Macon 2002-03

Most Pass Receptions, Season

161.....Corey Hill, Albany, 2003
 161.....Corey Hill, Albany, 2002
 160.....Martino Theus, Rochester, 2002
 148.....Pascal Volz, Wichita, 2001
 143.....Kelly Fields, Tennessee Valley, 2001

138.....Carl Bond, Tallahassee, 2000
 136.....Shon King, Quad City, 2000
 131.....Jacques Rumph, Macon, 2003
 128.....Mitch Allner, Tulsa, 2002
 126.....Craig Cole, Quad City, 2001

Most Pass Receptions, Game

19.....Anthony Hines, Cape Fear vs. Norfolk, July 19, 2003
 18.....Damon Thompson, Richmond at Greensboro, May 2, 2003
 18.....Corey Hill, Albany vs. Mohegan, July 27, 2002
 17.....Carl Bond, Tallahassee vs. Tulsa, July 28, 2000
 16.....Corey Hill, Albany at Rochester, June 20, 2002
 16.....Kelly Fields, Tennessee Valley at Arkansas, July 21, 2001
 15.....Kevin Williams, Arkansas at Birmingham, June 28, 2002
 15.....Damon Thompson, Richmond at Norfolk, June 11, 2002
 15.....Russell Copeland, Memphis at Peoria, April 12, 2002
 15.....Pascal Volz, Wichita at Charleston, April 21, 2001
 15.....Craig Cole, Quad City vs. Peoria, May 29, 2001
 15.....Demayne Reeder, Charleston at Tallahassee, June 9, 2000

YARDS GAINED

Most Yards Gained, Career

4403.....Corey Hill, Norfolk 2001, Iowa 2001, Albany 2002-03
 4174.....Kelly Fields, Tennessee Valley 2000-02
 4021.....Wayne Thomas, Birmingham 2000-02
 3797.....James Dickerson, Tallahassee 2000-02, Columbus 2003
 3740.....Mitch Allner, Quad City 2000, Iowa 2001, Tulsa 2002-03
 3498.....Lennie Johnson, Arkansas 2000-03
 3480.....Brandon Burnside, Tulsa 2000-01, Mohegan 2002
 3210.....Derek Baker, Rochester 2001-03
 3184.....James Scott, Carolina 2000-01, Cincinnati 2003
 3182.....Jeff Townsley, Richmond 2001-03

Most Yards Gained, Season

2086.....Carl Bond, Tallahassee, 2000
 2035.....Anthony Bright, Jacksonville, 2001
 1858.....Shon King, Quad City, 2000
 1824.....Corey Hill, Albany, 2002
 1753.....Martino Theus, Rochester, 2002
 1721.....Brandon Burnside, Tulsa, 2000
 1704.....Jacques Rumph, Macon, 2003
 1702.....James Dickerson, Tallahassee, 2001
 1690.....Corey Hill, Albany, 2003
 1643.....Wayne Thomas, Birmingham, 2000

Most Yards Gained, Game

277.....Carl Bond, Tallahassee vs. Tulsa, July 28, 2000
 248.....Kendrick Lee, Mobile vs. Pensacola, June 14, 2002
 244.....Shon King, Quad City at Greensboro, May 26, 2000
 232.....Anthony Hines, Cape Fear at Rochester, June 13, 2003
 230.....Anthony Bright, Jacksonville vs. Pensacola, May 4, 2001
 226.....Corey Hill, Albany at Rochester, June 20, 2002
 226.....Kevin Stevenson, Bossier City vs. Memphis, May 25, 2002
 225.....Damon Thompson, Richmond at Greensboro, May 2, 2003
 223.....Wayne Thomas, Birmingham vs. Baton Rouge, June 29, 2001
 222.....Anthony Hines, Cape Fear vs. Norfolk, July 19, 2003

Most Games, 100 or More Yards Pass Receiving, Season

13.....Anthony Bright, Jacksonville, 2001
 11.....Corey Hill, Albany, 2002
 11.....Wayne Thomas, Birmingham, 2000
 10.....Martino Theus, Rochester, 2002
 10.....James Dickerson, Tallahassee, 2001
 10.....Reggie Swinton, Arkansas, 2001
 9.....Jarraig Jackson, Tulsa, 2001
 9.....Pascal Volz, Wichita, 2001
 9.....Carl Bond, Tallahassee, 2000
 9.....Brandon Burnside, Tulsa, 2000
 9.....Mancel Johnson, Roanoke, 2000
 9.....Corey Hill, Albany, 2003
 9.....Ira Gooch, Quad City, 2003

Most Consecutive Games, 100 or More Yards Pass Receiving

8.....Anthony Bright, Jacksonville, 2001
 6.....Damon Thompson, Richmond, 2003
 6.....James Dickerson, Tallahassee, 2001
 6.....Jarraig Jackson, Tulsa, 2001
 6.....Mancel Johnson, Roanoke, 2000
 5.....Ira Gooch, Quad City, 2003
 5.....Travis Burns, Norfolk, 2003
 5.....Russell Copeland, Memphis, 2002
 5.....Martino Theus, Rochester, 2002
 5.....Antoine Calloway, Charleston, 2001
 5.....Reggie Swinton, Arkansas, 2001

AVERAGE GAIN

Highest Average Gain, Season (min. 50 catches)

17.7.....Bobby Sippio, Greensboro, 2003
 17.6.....Lennie Johnson, Arkansas, 2002
 17.2.....Travis Burns, Norfolk, 2002
 17.2.....Reggie Swinton, Arkansas, 2001
 16.8.....Kendrick Lee, Mobile, 2002
 16.8.....Anthony Bright, Jacksonville, 2001
 16.8.....Archie Turner, Baton Rouge, 2001
 16.5.....Michael Brown, Charleston, 2002
 16.1.....Ira Gooch, Quad City, 2003
 16.0.....Jack Walker, Peoria, 2003
 16.0.....Jeff Townsley, Richmond, 2002
 16.0.....Wayne Thomas, Birmingham, 2001

TOUCHDOWNS

Most Touchdowns, Career

101.....Wayne Thomas, Birmingham 2000-02
 91.....Mitch Allner, Quad City 2000, Iowa 2001, Tulsa 2002-03



2004 Laredo Law Media Guide



- 74.....Lennie Johnson, Arkansas 2000-03
- 73.....James Dickerson, Tallahassee 2000-02, Columbus 2003
- 70.....Corey Hill, Norfolk 2001, Iowa 2001, Albany 2002-03
- 70.....Jack Walker, Pensacola 2002, Peoria 2003
- 69.....Ira Gooch, Quad City 2002-03
- 68.....Jeff Townsley, Richmond 2001-03
- 65.....Kelly Fields, Tennessee Valley 2000-02
- 65.....Brandon Burnside, Tulsa 2000-01, Mohegan 2002

Most Touchdowns, Season

- 45.....Jack Walker, Peoria 2003
- 44.....Carl Bond, Tallahassee, 2000
- 42.....Anthony Bright, Jacksonville, 2001
- 41.....Wayne Thomas, Birmingham, 2001
- 39.....Shon King, Quad City, 2000
- 37.....Ira Gooch, Quad City 2003
- 37.....James Dickerson, Tallahassee, 2001
- 36.....Corey Hill, Albany, 2002
- 35.....Travis Burns, Norfolk, 2003
- 35.....Mitch Allner, Tulsa, 2002

Most Touchdowns, Game

- 7.....Eric Mahanke, Bakersfield at Hawaii, July 27, 2003
- 7.....Wayne Thomas, Birmingham vs. Baton Rouge, June 29, 2001
- 7.....Shon King, Quad City at Greensboro, May 26, 2000
- 6.....Jeff Hewitt, Quad City at Tennessee Valley, April 11, 2003
- 6.....Cainon Lamb, Florida at Memphis, April 26, 2003
- 6.....Kevin Prentiss, Memphis vs. Tulsa, May 3, 2003
- 6.....Anthony Hines, Cape Fear vs. Norfolk, July 19, 2003
- 6.....Chris Anthony, Quad City at Bossier City, June 29, 2002
- 6.....Mitch Allner, Tulsa vs. Arkansas, May 11, 2002
- 6.....Anthony Bright, Jacksonville vs. Tallahassee, June 22, 2001
- 6.....Charles Briggs, Roanoke vs. Charleston, May 27, 2000
- 6.....Carl Bond, Tallahassee at Arkansas, April 29, 2000

RUSHING

ATTEMPTS

Most Attempts, Career

- 303.....Sherard Poteete, Bossier City 2001-03, Columbus 2003
- 166.....Wilmington Perry, Cape Fear 2002-03
- 159.....Chris Windsor, Birmingham 2000-01, Tallahassee 2002, Birmingham 2003
- 158.....Darnell Small, Arkansas 2001-03
- 144.....Mesiah Porter, Tallahassee 2000-02, Columbus 2003
- 135.....Darnell Arceneaux, Hawaii 2002-03
- 133.....Ryan Vena, Albany 2002-03
- 126.....Lamont Coleman, W-B/Scranton 2002, Rochester 2002-03
- 126.....Matt D'Orazio, Roanoke 2001, Rochester 2002, Mohegan 2003
- 123.....Johnny Frost, Florida 2001-03

Most Attempts, Season

- 118.....Wilmington Perry, Cape Fear, 2003
- 113.....[Sherard Poteete](#), Bossier City, 2002
- 97.....[Sherard Poteete](#), Bossier City, 2001
- 94.....Darnell Arceneaux, Hawaii, 2002
- 91.....[Quentin Cradle](#), Memphis, 2001
- 86.....Matt D'Orazio, Rochester, 2002
- 85.....[Jeremy Scruggs](#), Memphis, 2001
- 80.....Roy Johnson, Richmond, 2003
- 79.....Darnell Small, Arkansas, 2002
- 76.....[Kenyata Spruill](#), Charleston, 2001

Most Attempts, Game

- 17.....Wilmington Perry, Cape Fear at Florida, May 31, 2003
- 17.....Carlos Joseph, Macon vs. Jacksonville, June 30, 2001
- 17.....Chris Windsor, Birmingham at Richmond, May 19, 2000
- 17.....Tony Morrison, Norfolk at Charleston, April 22, 2000
- 16.....Roy Johnson, Richmond vs. Norfolk, April 26, 2003
- 16.....Anthony Cleary, Rochester vs. Wilkes-Barre/Scranton, May 10, 2002
- 16.....Kenyatta Spruill, Charleston vs. Norfolk, July 14, 2001
- 15.....Bobby Phillips, Richmond at Greensboro, June 24, 2000
- 13.....LaJhon Jones, Mohegan vs. Bossier City, July 5, 2003
- 13.....Matt D'Orazio, Roanoke vs. Greensboro, June 15, 2001

YARDS GAINED

Most Yards Gained, Career

- 1044.....Sherard Poteete, Bossier City 2001-03, Columbus 2003
- 752.....Darnell Small, Arkansas 2000-03
- 692.....Wilmington Perry, Cape Fear 2002-03
- 596.....Darnell Arceneaux, Hawaii 2002-03
- 469.....Josh White, Hawaii 2002-03
- 444.....Lamont Coleman, W-B/Scranton 2002, Rochester 2002-03
- 432.....Kevin Harvey, Richmond 2000-03
- 415.....Ryan Vena, Albany 2002-03
- 412.....Kenyatta Spruill, Charleston 2000-02
- 402.....Quentin Cradle, Memphis 2001
- 384.....Johnny Frost, Florida 2001-03

Most Yards Gained, Season

- 439.....Darnell Arceneaux, Hawaii, 2002
- 405.....Sherard Poteete, Bossier City, 2002
- 402.....[Quentin Cradle](#), Memphis, 2001
- 397.....Wilmington Perry, Cape Fear, 2003
- 370.....Darnell Small, Arkansas, 2002
- 333.....[Jeremy Scruggs](#), Memphis, 2001
- 332.....Matt D'Orazio, Rochester, 2002
- 324.....[Kenyatta Spruill](#), Charleston, 2001
- 316.....[Randy Sullivan](#), Carolina, 2001
- 312.....[Bobby Phillips](#), Richmond, 2000

Most Yards Gained, Game

- 96.....Kenyatta Spruill, Charleston vs. Norfolk, July 14, 2001
- 93.....Leonard Holmes, Baton Rouge vs. Birmingham, July 14, 2001
- 88.....Darnell Arceneaux, Hawaii at Arkansas, July 12, 2002
- 79.....Bobby Phillips, Richmond at Greensboro, June 24, 2000

- 75.....Darnell Small, Arkansas at Bossier City, July 26, 2002
- 74.....Quentin Cradle, Memphis at Birmingham, July 21, 2001
- 72.....Darnell Small, Arkansas at Lafayette, July 7, 2001
- 71.....Carlos Cox, Fresno vs. Arkansas, June 15, 2002
- 70.....Pookie Jones, Louisville vs. Tulsa, July 19, 2003
- 69.....Kelvin Robinson, Mobile vs. Jacksonville, July 19, 2002
- 67.....Caleb Slover, Greensboro at Richmond, July 18, 2003
- 67.....Sherard Poteete, Bossier City vs. Pensacola, July 20, 2002

Longest Run From Scrimmage

- 49.....Roy Johnson, Roanoke vs. Jacksonville, April 21, 2001
- 48.....Tacoma Fontaine, Roanoke vs. Augusta, June 29, 2002
- 48.....Johnny Johnson, Pensacola at Norfolk, April 7, 2001
- 46.....Joel Gordon, Richmond vs. Mohegan, July 11, 2003
- 45.....Pookie Jones, Louisville vs. Tulsa, July 19, 2003
- 45.....LaMont Coleman, Rochester at Richmond, May 10, 2003
- 45.....Dan Dawson, Wichita vs. Quad City, May 10, 2003
- 44.....Ben Christopher, Charleston vs. Richmond, July 6, 2002
- 43.....Kerry Taylor, New Haven at Albany, June 8, 2002
- 43.....Brian Foulks, Greensboro at Birmingham, April 7, 2000

TOUCHDOWNS

Most Touchdowns, Career

- 71.....Sherard Poteete, Bossier City 2001-03, Columbus 2003
- 45.....Mesiah Porter, Tallahassee 2000-02, Columbus 2003
- 40.....Wilmington Perry, Cape Fear 2002-03
- 36.....Darnell Small, Arkansas 2001-03
- 32.....Chris Windsor, Birmingham 2000-01, Tallahassee 2002, Birmingham 2003
- 32.....Darnell Arceneaux, Hawaii 2002-03
- 31.....Ryan Vena, Albany, 2002-03
- 31.....Craig Strickland, Tulsa 2000-01, 2003
- 26.....Kenyatta Spruill, Charleston 2000-02
- 23.....Tony Zimmerman, Quad City 2002-03

Most Touchdowns, Season

- 28.....Wilmington Perry, Cape Fear, 2003
- 26.....Darnell Arceneaux, Hawaii, 2002
- 24.....Sherard Poteete, Bossier City, 2002
- 23.....[Sherard Poteete](#), Bossier City, 2001
- 22.....Mesiah Porter, Tallahassee, 2002
- 22.....Matt D'Orazio, Rochester, 2002
- 20.....Darnell Small, Arkansas, 2002
- 19.....John Rayborn, Macon, 2002
- 19.....[Herb Tyler](#), Baton Rouge, 2001
- 19.....LaJhon Jones, Mohegan, 2003

Most Touchdowns, Game

- 5.....Josh White, Hawaii vs Bakersfield, May 10, 2003
- 5.....Matt D'Orazio, Rochester vs. Wilkes-Barre/Scranton, June 29, 2002
- 5.....Darnell Arceneaux, Hawaii at Bakersfield, June 22, 2002
- 5.....Melvin Hill, Baton Rouge at Memphis, July 7, 2001
- 5.....Fred Lester, Jacksonville vs. Birmingham, May 26, 2000
- 4.....Wilmington Perry, Cape Fear at Greensboro, July 11, 2003
- 4.....Wilmington Perry, Cape Fear vs. Richmond, June 7, 2003
- 4.....Wilmington Perry, Cape Fear at Florida, May 31, 2003
- 4.....Tony Zimmerman, Quad City at Bakersfield, April 26, 2003
- 4.....Sherard Poteete, Bossier City vs. Cape Fear, April 18, 2003
- 4.....Sherard Poteete, Bossier City vs. Peoria, April 4, 2003
- 4.....Mesiah Porter, Tallahassee vs. Columbus, July 13, 2002
- 4.....Sherard Poteete, Bossier City at Peoria, July 6, 2002
- 4.....Ben Labelle, Pensacola vs. Mobile, April 27, 2002
- 4.....Wes Counts, Tennessee Valley vs. Mobile, April 20, 2002
- 4.....Kenyatta Spruill, Charleston vs. Norfolk, July 14, 2001
- 4.....Herb Tyler, Baton Rouge vs. Memphis, May 24, 2001
- 4.....Sherard Poteete, Bossier City at Lincoln, April 14, 2001
- 4.....Craig Strickland, Tulsa at Pensacola, June 10, 2000

KICKOFF RETURNS

Most Kickoff Returns, Career

- 151.....Lennie Johnson, Arkansas 2000-03
- 133.....Ira Gooch, Quad City 2002-03
- 131.....Corey Hill, Iowa 2001, Norfolk 2001, Albany 2002-03
- 130.....Kelly Fields, Tennessee Valley 2000-02
- 124.....Derek Baker, Rochester 2001-03
- 111.....James Dickerson, Tallahassee 2001-02, Columbus 2003
- 109.....Shadrick McAfee, Lafayette 2001, Bossier City 2003
- 107.....Johnny Loper, Memphis 2001-03
- 101.....Brandon Burnside, Tulsa 2000-01, Mohegan 2002, Florida 2003
- 98.....Lamont Webb, Fresno 2002, San Diego 2003

Most Kickoff Returns, Season

- 93.....Shadrick McAfee, Bossier City, 2003
- 90.....Brian McDonald, Louisville, 2001
- 77.....Ira Gooch, Quad City, 2002
- 71.....Lamont Webb, Fresno, 2002
- 70.....Bobby Phillips, Richmond, 2000
- 68.....Brandon Burnside, Mohegan, 2002
- 68.....Rodney Woodham, Pensacola, 2000
- 67.....Travis Burns, Norfolk, 2003
- 67.....Marvin Taylor, Tallahassee, 2000
- 66.....Kelly Fields, Tennessee Valley, 2000

Most Kickoff Returns, Game

- 11.....Shadrick McAfee, Bossier City vs. Charleston, July 11, 2003
- 11.....Craig Aiken, Greensboro at Augusta, June 30, 2000
- 11.....Rodney Woodham, Pensacola vs. Tulsa, June 10, 2000
- 10.....Herman Bell, Birmingham vs. Tennessee Valley, July 13, 2002
- 10.....Lamont Webb, Fresno vs. Quad City, April 27, 2001
- 10.....Brian McDonald, Louisville vs. Iowa, July 14, 2001
- 10.....Brian McDonald, Louisville at Iowa, July 7, 2001



2004 Laredo Law Media Guide



10 Archie Turner, Baton Rouge at Birmingham, June 29, 2001
 9 Eight times; MR: Nian Taylor, Hawaii at Arkansas, July 12, 2002

YARDS GAINED

Most Yards Gained, Career

2877 Lennie Johnson, Arkansas 2000-03
 2772 Ira Gooch, Quad City 2002-03
 2603 Derek Baker, Rochester 2001-03
 2574 Corey Hill, Iowa 2001, Norfolk 2001, Albany 2002-03
 2424 Johnny Loper, Memphis 2001-03
 2339 Shadrick McAfee, Lafayette 2001, Bossier City 2003
 2286 James Dickerson, Tallahassee 2001-02, Columbus 2003
 2212 Jeff Townsley, Richmond 2001-03
 2110 Kelly Fields, Tennessee Valley 2000-02
 2001 Lamont Webb, Fresno 2002, San Diego 2003

Most Yards Gained, Season

1943 Shadrick McAfee, Bossier City, 2003
 1879 Brian McDonald, Louisville, 2001
 1601 Travis Burns, Norfolk, 2003
 1576 Ira Gooch, Quad City, 2002
 1478 Lamont Webb, Fresno, 2002
 1477 Billy Cook, Charleston, 2002
 1405 Archie Turner, Baton Rouge, 2001
 1396 Johnny Loper, Memphis, 2001
 1352 Bobby Phillips, Richmond, 2000
 1331 Rodney Woodham, Pensacola, 2000

Most Yards Gained, Game

268 Shadrick McAfee, Bossier City vs. Charleston, July 11, 2003
 240 Brian McDonald, Louisville at Iowa, July 7, 2001
 234 Brian McDonald, Louisville vs. Iowa, July 14, 2001
 234 Archie Turner, Baton Rouge at Birmingham, June 29, 2001
 233 Johnny Loper, Memphis at Richmond, July 13, 2001
 233 Anthony Stringfield, Norfolk vs. Carolina, June 22, 2001
 231 Lamont Webb, Fresno vs. Quad City, April 27, 2002
 230 Billy Cook, Charleston vs. Augusta, July 13, 2002
 227 Ryan Smith, San Diego at Arkansas, April 27, 2002
 224 Archie Turner, Baton Rouge at Memphis, July 7, 2001

Longest Kickoff Returns

58 Jamie Deese, Cape Fear vs. Memphis, July 26, 2003
 58 Demontray Carter, Birmingham at Florida, May 3, 2003
 58 Jim Jones, Cincinnati vs. Louisville, May 2, 2003
 58 Anthony Comer, Mohegan at Greensboro, April 26, 2003
 58 Marcus Richardson, Richmond at Charleston, July 6, 2002
 58 Undre Williams, Augusta vs. Columbus, June 21, 2002
 58 Lawrence Pullen, Jacksonville vs. Macon, June 14, 2002
 58 Lennie Johnson, Arkansas at Memphis, June 1, 2002
 58 Kelly Fields, Tennessee Valley at Pensacola, May 25, 2002
 58 Mike Scott, Columbus vs. Tallahassee, May 11, 2002
 58 Marty Graham, San Diego vs. Louisville, May 4, 2002
 58 Anthony Hines, Roanoke at Greensboro, April 21, 2002

AVERAGE YARDAGE

Highest Average, Season (min. 48 returns)

25.5 Billy Cook, Charleston, 2002
 24.9 Johnny Loper, Memphis, 2001
 23.9 Travis Burns, Norfolk, 2003
 23.5 Adlai Trone, Birmingham, 2000
 23.1 Cleveland Pratt, Florida, 2001
 22.4 Damon Thompson, Richmond, 2003
 22.4 Anthony Stringfield, Norfolk, 2001
 22.3 Eddie Klaneski, Hawaii, 2003
 22.3 Archie Turner, Baton Rouge, 2001
 22.2 Derek Baker, Rochester, 2003

TOUCHDOWNS

Most Touchdowns, Career

11 Lawrence Pullen, Carolina 2000, Jacksonville 2002
 10 Adlai Trone, Birmingham 2000-01
 10 Terrance Harris, Birmingham 2001-03
 9 Lennie Johnson, Arkansas 2000-03
 8 Lincoln Dupree, Peoria 2002
 8 Derek Baker, Rochester 2001-03
 7 Brian McDonald, Louisville 2001
 7 Jeff Townsley, Richmond 2001-03
 6 Rodney Woodham, Pensacola 2000, Peoria 2001, Columbus 2001
 6 Jarrail Jackson, Tulsa 2000-01
 6 Anthony Stringfield, Norfolk 2000-02
 6 Shadrick McAfee, Lafayette 2001, Bossier City 2003
 6 James Dickerson, Tallahassee 2001-02, Columbus 2003
 6 Matt Burstein, Columbus 2001-02, Cape Fear 2002-03
 6 Deme Archangel, Greensboro 2001-03
 6 Mitch Allner, Quad City 2000, Iowa 2001, Tulsa 2002-03

Most Touchdowns, Season

8 Lincoln Dupree, Peoria, 2002
 8 Lawrence Pullen, Jacksonville, 2002
 8 Adlai Trone, Birmingham, 2000
 7 Brian McDonald, Louisville, 2001
 6 Mitch Allner, Tulsa, 2002
 6 Terrance Harris, Birmingham, 2001
 6 Rodney Woodham, Pensacola, 2000
 5 Shadrick McAfee, Bossier City, 2003
 5 Herman Bell, Birmingham, 2002
 5 Billy Cook, Charleston, 2002
 5 Walter Ford, Greensboro, 2002
 5 Jarrail Jackson, Tulsa, 2001
 5 Cleveland Pratt, Florida, 2001
 5 Moe Cooper, Roanoke, 2000
 5 Lennie Johnson, Arkansas, 2000
 5 Shon King, Quad City, 2000

Most Touchdowns, Game

3 Brian McDonald, Louisville vs. Roanoke, July 8, 2001
 3 Adlai Trone, Birmingham vs. Tallahassee, June 2, 2000
 2 Jeff Townsley, Richmond vs. Greensboro, July 18, 2003
 2 Shadrick McAfee, Bossier city at Macon, June 7, 2003
 2 Derek Baker, Rochester at Albany, May 31, 2003
 2 Jim Jones, Cincinnati vs. Louisville, May 2, 2003
 2 Anthony Comer, Mohegan at Greensboro, April 26, 2003
 2 Norman Mason, Louisville at Cape Fear, April 5, 2003
 2 Shadrick McAfee, Bossier city vs Peoria, April 4, 2003
 2 Herman Bell, Birmingham vs. Tennessee Valley, July 13, 2002
 2 Billy Cook, Charleston vs. Augusta, July 13, 2002
 2 Lincoln Dupree, Peoria vs. Bossier City, July 6, 2002
 2 Lincoln Dupree, Peoria vs. Tulsa, June 29, 2002
 2 Jarrod Ware, Florida at Charleston, June 15, 2002
 2 Lawrence Pullen, Jacksonville at Augusta, June 8, 2002
 2 Undre Williams, Augusta vs. Jacksonville, June 8, 2002
 2 Mitch Allner, Tulsa vs. Wichita, June 1, 2002
 2 Lincoln Dupree, Peoria at Quad City, June 1, 2002
 2 Mitch Allner, Tulsa at Hawaii, May 4, 2002
 2 Damon Benning, Lincoln at Roanoke, July 14, 2001
 2 Corey Hill, Iowa at Quad City, June 16, 2001
 2 Demeco Archangel, Greensboro at Roanoke, June 2, 2001
 2 Matt Burstein, Columbus vs. Charleston, April 14, 2001
 2 Adlai Trone, Birmingham at Tennessee Valley, July 15, 2000
 2 Moe Cooper, Roanoke vs. Norfolk, June 24, 2000
 2 Lennie Johnson, Arkansas vs. Greensboro, June 3, 2000
 2 Kelly Fields, Tennessee Valley at Carolina, April 14, 2000

MISSED FIELD GOAL RETURNS

Most Missed Field Goal Returns, Career

54 Kelly Fields, Tennessee Valley 2000-02
 32 Lawrence Pullen, Carolina 2000, Jacksonville 2002
 32 Brandon Burnside, Tulsa 2000-01, Mohegan 2002, Florida 2003
 30 Anthony Stringfield, Norfolk 2002
 29 Lennie Johnson, Arkansas 2000-03
 29 James Dickerson, Tallahassee 2000-02, Columbus 2003
 27 Corey Hill, Iowa 2001, Norfolk 2001, Albany 2002-03
 26 Jeff Townsley, Richmond 2001-03
 25 Mitch Allner, Quad City 2000, Iowa 2001, Tulsa 2002-03
 24 Xavier Patterson, Quad City 2000-01, Wichita 2002, TEN 2003

Most Missed Field Goal Returns, Season

22 Brandon Burnside, Mohegan, 2002
 22 Kelly Fields, Tennessee Valley, 2000
 21 Anthony Stringfield, Norfolk, 2001
 21 R.J. Anderson, Augusta, 2000
 19 Bobby Phillips, Richmond, 2000
 17 Kelly Fields, Tennessee Valley, 2001
 17 Jeff Townsley, Richmond, 2001
 17 Shon King, Quad City, 2000
 17 Lawrence Pullen, Carolina, 2000
 16 Jacques Rumph, Macon, 2002

Most Missed Field Goal Returns, Game

6 Kelly Fields, Tennessee Valley vs. Greensboro, May 12, 2000
 5 Jeff Townsley, Richmond vs. Rochester, May 12, 2001
 4 19 times; MR: Tacoma Fontaine, Tulsa vs. Wichita, April 12, 2003

YARDS GAINED

Most Yards Gained, Career

1018 Kelly Fields, Tennessee Valley 2000-02
 657 Lawrence Pullen, Carolina 2000, Jacksonville 2002
 579 Lennie Johnson, Arkansas 2000-03
 466 James Dickerson, Tallahassee 2000-02, Columbus 2003
 446 Jacques Rumph, Macon, 2002-03
 439 Anthony Stringfield, Norfolk 2000-02
 428 Ira Gooch, Quad City 2002-03
 427 Jeff Townsley, Richmond 2001-03
 411 Brandon Burnside, Tulsa 2000-01, Mohegan 2002, Florida 2003
 402 Tacoma Fontaine, Roanoke 2002, Tulsa 2003

Most Yards Gained, Season

393 Lawrence Pullen, Carolina, 2000
 391 Kelly Fields, Tennessee Valley, 2000
 382 Bobby Phillips, Richmond, 2000
 373 Shon King, Quad City, 2000
 372 Donvetis Franklin, Carolina, 2001
 339 Tacoma Fontaine, Tulsa, 2003
 331 Craig Cole, Quad City, 2001
 325 Brian McDonald, Louisville, 2001
 323 Demeco Archangel, Greensboro, 2001
 322 Kelly Fields, Tennessee Valley, 2001

Most Yards Gained, Game

158 Kelly Fields, Tennessee Valley vs. Greensboro, May 12, 2000
 138 Tacoma Fontaine, Tulsa vs. Wichita, April 12, 2003
 119 Ira Gooch, Quad City vs. Wichita, May 18, 2002
 110 Jeff Higgins, Macon at Columbus, July 7, 2001
 109 Jeff Townsley, Richmond at Rochester, May 18, 2001
 105 Lawrence Pullen, Jacksonville vs. Charleston, April 26, 2002
 102 Donvetis Franklin, Carolina at Greensboro, May 19, 2001
 97 Undre Williams, Augusta at Carolina, May 18, 2002
 97 Demeco Archangel, Greensboro vs. Tallahassee, April 7, 2001
 95 Brian McDonald, Louisville vs. Lincoln, May 19, 2001
 95 Donald Richard, Lafayette vs. Birmingham, May 5, 2001

Longest Missed Field Goal Return

58 Kevin Williams, Arkansas vs. Wichita, April 20, 2002
 57 Nick Johnson, Green Bay at San Diego, July 25, 2003



2004 Laredo Law Media Guide



- 57.....Michael Dritelein, Wichita vs. Hawaii, May 3, 2003
- 57.....Gary Briggs, Norfolk vs. Mohegan, May 4, 2002
- 57.....Jeff Higgins, Macon at Columbus, July 7, 2001
- 57.....Ricky Boyer, Pensacola vs. Tennessee Valley, May 11, 2001
- 57.....Brian McDonald, Louisville at Tulsa, May 5, 2001
- 57.....Bobby Phillips, Richmond vs. Augusta, April 28, 2000
- 56.....Michael Brown, Charleston vs. Richmond, July 26, 2003
- 56.....J'Sharlon Jones, Bakersfield vs. Quad City, April 26, 2003
- 56.....Leafor Hackett, Bossier City at Arkansas, April 25, 2003
- 56.....Terrance Quattlebaum, New Haven at Norfolk, June 29, 2002
- 56.....Lennie Johnson, Arkansas vs. Memphis, May 18, 2002
- 56.....Lamont Webb, Fresno vs. Wichita, May 11, 2002
- 56.....Ira Gooch, Quad City at Peoria, May 10, 2002
- 56.....Terrance Harris, Birmingham vs. Columbus, April 27, 2002
- 56.....Bobby Washington, Louisville vs. Roanoke, June 8, 2001
- 56.....James Scott, Carolina at Charleston, April 7, 2001
- 56.....Lawrence Pullen, Carolina vs. Birmingham, May 12, 2000

TOUCHDOWNS

Most Touchdowns, Career

- 3.....Brian McDonald, Louisville 2001
- 2.....Terrence Harris, Birmingham 2001-03
- 2.....Craig Cole, Quad City 2001
- 2.....Kelly Fields, Tennessee Valley 2000
- 2.....Michael Dritelein, Wichita, 2003
- 2.....Kevin Williams, Arkansas 2002-03
- 2.....Lennie Johnson, Arkansas 2000-03
- 2.....Lamont Webb, Fresno 2002, San Diego 2003

Most Touchdowns, Season

- 3.....Brian McDonald, Louisville, 2001
- 2.....Terrence Harris, Birmingham, 2002
- 2.....Craig Cole, Quad City, 2001
- 2.....Kelly Fields, Tennessee Valley, 2000
- 2.....Michael Dritelein, Wichita, 2003

Most Touchdowns, Game

- 2.....Craig Cole, Quad City vs. Memphis, April 13, 2001

COMBINED KICK RETURNS

Most Combined Kick Returns, Season

- 103.....Brian McDonald (90 ko, 13 mfg), Louisville, 2001
- 95.....Shadrick McAfee (93 ko, 2 mfg), Bossier City, 2003
- 90.....Brandon Burnside (68 ko, 22 mfg), Mohegan, 2002
- 89.....Ira Gooch (77 ko, 12 mfg), Quad City, 2002
- 89.....Bobby Phillips (70 ko, 19 mfg), Richmond, 2000
- 88.....Kelly Fields (66 ko, 22 mfg), Tennessee Valley, 2000
- 79.....Marvin Taylor (67 ko, 12 mfg), Tallahassee, 2000
- 77.....Travis Burns (67 ko, 10 mfg), Norfolk, 2003
- 76.....Lamont Webb (71 ko, 5 mfg), Fresno, 2002
- 76.....Rodney Woodham (68 ko, 8 mfg), Pensacola, 2000

Most Combined Kick Returns, Game

- 13.....Rodney Woodham (11 ko, 2 mfg), Pensacola vs. Tulsa, June 10, 2000
- 11.....Shadrick McAfee (11 ko) Bossier City vs. Charleston, July 11, 2003
- 11.....Ira Gooch (9 ko, 2 mfg), Peoria vs. Quad City, June 10, 2002
- 11.....Brian McDonald (10 ko, 1 mfg), Louisville at Iowa, July 7, 2001
- 11.....Derek Baker (7 ko, 4 mfg), Rochester at Greensboro, April 21, 2001
- 11.....Craig Aiken (11 ko), Greensboro at Augusta, June 30, 2000
- 10.....14 times; MR: Eddie Klaneski (8 ko, 2 mfg), HAW vs QUA, June 28 2003

YARDS GAINED

Most Yards Returned, Season

- 2204.....Brian McDonald (1879 ko, 325 mfg), Louisville, 2001
- 1964.....Shadrick McAfee (1943 ko, 21 mfg), Bossier City, 2003
- 1893.....Ira Gooch (1576 ko, 317 mfg), Quad City, 2002
- 1780.....Travis Burns (1601 ko, 179 mfg), Norfolk, 2003
- 1758.....Billy Cook (1477 ko, 281 mfg), Charleston, 2002
- 1734.....Bobby Phillips (1352 ko, 382 mfg), Richmond, 2000
- 1721.....Archie Turner (1405 ko, 316 mfg), Baton Rouge, 2001
- 1600.....Brandon Burnside (1289 ko, 311 mfg), Mohegan, 2002
- 1600.....Johnny Loper (1396 ko, 204 mfg), Memphis, 2001
- 1574.....Lamont Webb (1478 ko, 96 mfg), Fresno, 2002

Most Yards Returned, Game

- 288.....Ira Gooch (169 ko, 119 mfg), Peoria vs. Wichita, June 18, 2002
- 286.....Billy Cook (230 ko, 56 mfg), Charleston vs. Augusta, July 13, 2002
- 273.....Ira Gooch (202 ko, 71 mfg), Peoria vs. Quad City, June 10, 2002
- 268.....Shadrick McAfee (268 ko), Bossier City vs. Charleston, July 11, 2003
- 258.....Brian McDonald (240 ko, 18 mfg), Louisville at Iowa, July 7, 2001
- 249.....Johnny Loper (200 ko, 49 mfg), Memphis at Arkansas, June 23, 2001
- 238.....Lawrence Pullen (212 ko, 26 mfg), Jacksonville vs. COL, May 31, 2002
- 234.....Archie Turner (234 ko), Baton Rouge at Birmingham, June 29, 2001
- 234.....Brian McDonald (234 ko), Louisville vs. Iowa, July 14, 2001
- 233.....Anthony Stringfield (233 ko), Norfolk vs. Carolina, June 22, 2001
- 233.....Johnny Loper (233 ko), Memphis at Richmond, July 14, 2001
- 231.....Lamont Webb (231 ko), Fresno vs. Quad City, April 27, 2002
- 230.....Kelly Fields (203 ko, 27 mfg), Tennessee Valley at CAR, April 14, 2000

TOUCHDOWNS

Most Touchdowns, Season

- 10.....Brian McDonald (7 ko, 3 mfg), Louisville, 2001
- 9.....Lincoln Dupree (8 ko, 1 mfg), Peoria, 2002
- 9.....Lawrence Pullen (8 ko, 1 mfg), Jacksonville, 2002
- 8.....Adlai Trone (8 ko, 0 mfg), Birmingham, 2000
- 6.....Mitch Allner (6 ko, 0 mfg), Tulsa, 2002
- 6.....Walter Ford (5 ko, 1 mfg), Greensboro, 2002
- 6.....Terrance Harris (6 ko, 0 mfg), Birmingham, 2001
- 6.....Rodney Woodham (6 ko, 0 mfg), Pensacola, 2000
- 6.....Lennie Johnson (5 ko, 1 mfg), Arkansas, 2000

- 5.....Shadrick McAfee (5 ko, 0 mfg), Bossier City, 2003

- 5.....Herman Bell (5 ko, 0 mfg), Birmingham, 2002
- 5.....Billy Cook (5 ko, 0 mfg), Charleston, 2002
- 5.....Undre Williams (4 ko, 1 mfg), Augusta, 2002
- 5.....Jarrail Jackson (5 ko, 0 mfg), Tulsa, 2001
- 5.....Cleveland Pratt (5 ko, 0 mfg), Florida, 2001
- 5.....Demeco Archangel (4 ko, 1 mfg), Greensboro, 2001
- 5.....Shon King (5 ko, 0 mfg), Quad City, 2000

- 5.....Kelly Fields, (3 ko, 2 mfg), Tennessee Valley, 2000

Most Touchdowns, Game

- 3.....Undre Williams (2 ko, 1 fg), Augusta vs. Jacksonville, June 8, 2002
- 3.....Brian McDonald (3 ko), Louisville vs. Roanoke, July 8, 2001
- 3.....Adlai Trone (3 ko), Birmingham vs. Tallahassee, June 2, 2000
- 2.....31 times; MR: Jeff Townsley (2 ko), Richmond vs. GRE, July 18, 2003

ALL-PURPOSE YARDS

(Rushing, receiving, kick returns, fumble returns, interception returns)

Most Games, 200 or More All-Purpose Yards, Season

- 10.....Ira Gooch, Quad City, 2002
- 9.....Brandon Burnside, Mohegan, 2002
- 8.....Travis Burns, Norfolk, 2003
- 8.....Brian McDonald, Louisville, 2001
- 7.....Ira Gooch, Quad City, 2003
- 7.....Johnny Loper, Memphis, 2001
- 6.....Damon Thompson, Richmond, 2003
- 6.....Lamont Webb, Fresno, 2002
- 6.....Mitch Allner, Tulsa, 2002
- 6.....Lawrence Pullen, Jacksonville, 2002

YARDS GAINED

Most Yards Gained, Career

- 7428.....Corey Hill , Norfolk 2001, Iowa 2001, Albany 2002-03
- 7306.....Kelly Fields , Tennessee Valley 2000-02
- 7208.....Lennie Johnson , Arkansas 2000-03
- 6759.....James Dickerson , Tallahassee 2001-02, Columbus 2003
- 6257.....Ira Gooch , Quad City 2002-03
- 6048.....Derek Baker , Rochester 2001-03
- 5981.....Mitch Allner , Quad City 2000, Iowa 2001, Tulsa 2002-03
- 5943.....Brandon Burnside , Tulsa 2000-01, Mohegan 2002, Florida 2003
- 5841.....Jeff Townsley , Richmond 2001-03
- 5280.....Jacques Rumph, Macon 2002-03
- 5154.....Anthony Stringfield, Norfolk 2000-02

Most Yards Gained, Season

- 3472.....Ira Gooch, Quad City, 2002
- 3392.....Travis Burns, Norfolk, 2003
- 3271.....Brian McDonald, Louisville, 2001
- 3198.....Shon King, Quad City, 2000
- 3184.....Brandon Burnside, Mohegan, 2002
- 3038.....James Dickerson, Tallahassee, 2001
- 2950.....Bobby Phillips, Richmond, 2000
- 2927.....Corey Hill, Albany, 2002
- 2965.....Mitch Allner, Tulsa, 2002
- 2903.....Kelly Fields, Tennessee Valley, 2000
- 2832.....Jacques Rumph, Macon, 2003

Most Yards Gained, Game

- 400.....Marty Graham, San Diego vs. Bakersfield, April 6, 2002
- 397.....Ira Gooch, Quad City at Wichita, May 10, 2003
- 378.....Lamont Webb, Fresno vs. Quad City, April 27, 2002
- 365.....Jaquez Rumph, Macon at Birmingham, June 22, 2002
- 362.....Kendrick Lee, Mobile vs. Peoria, June 14, 2002
- 359.....Travis Burns, Norfolk vs. Greensboro, July 26, 2003
- 356.....Ira Gooch, Peoria vs. Quad City, May 10, 2002
- 353.....Jeff Hewitt, Quad City at Tennessee Valley, April 11, 2003
- 351.....Archie Turner, Baton Rouge at Memphis, July 7, 2001
- 349.....Shon King, Quad City at Greensboro, May 26, 2000

INTERCEPTIONS

Most Interceptions, Career

- 27.....Arkee Thompson, Tennessee Valley 2001, Carolina 2002, Louisville 2003
- 25.....Tyrone Laster, Richmond 2000-02, Cape Fear 2003
- 25.....Michael Brown, Charleston 2001-03
- 20.....Lennie Johnson, Arkansas 2000-03
- 20.....Denario Smalls, Macon 2001-03
- 20.....Itis Atkinson, Tulsa 2000-02
- 20.....Clarence Thompson, Quad City 2000-01
- 16.....Kahlil Carter, Arkansas 2000, 2003
- 15.....Kelly Snell, Tennessee Valley 2002
- 15.....J'Sharlon Jones, Tulsa 2001, Bakersfield 2002-03

Most Interceptions, Season

- 15.....Kelly Snell, Tennessee Valley, 2002
- 14.....Kahlil Carter, Arkansas, 2003
- 14.....Tyrone Laster, Richmond, 2001
- 13.....Lincoln Dupree, Peoria, 2002
- 13.....Jeromy Flowers, Tulsa, 2001
- 11.....Michael Brown, Charleston, 2002
- 11.....J'Sharlon Jones, Bakersfield, 2002
- 11.....LaVar Rainey, Augusta, 2002
- 11.....Brian Livingston, Jacksonville, 2000
- 10.....Arkee Thompson, Louisville, 2003
- 10.....Brent Browner, Quad City, 2002
- 10.....Jamaal Garman, Macon, 2001
- 10.....Clarence Thompson, Quad City, 2001
- 10.....Clarence Thompson, Quad City, 2000

Most Interceptions, Game

- 4.....Brent Browner, Quad City vs. Bakersfield, July 6, 2002
- 4.....Lincoln Dupree, Peoria at Quad City, June 1, 2002



2004 Laredo Law Media Guide



3 30 times; MR: Adrian Jones, Greenboro at Richmond, July 18, 2003

Longest Interception Return

- 57 Tyrone Laster, Richmond vs. Memphis, July 14, 2001
- 54 Robert Pollard, Jacksonville vs. Macon, June 14, 2002
- 53 Keith Spann, Memphis at Richmond, July 14, 2001
- 53 Jonathan Jackson, Birmingham vs. Lafayette, June 15, 2001
- 52 David Knott, Peoria vs. Quad City, July 26, 2003
- 52 Dermont Smith, Charleston at Columbus, May 3, 2003
- 52 Lincoln Dupree, Peoria at Quad City, June 1, 2002
- 52 Adesola Badon, Tallahassee at Columbus, May 11, 2002
- 52 Ryan Smith, San Diego vs. Louisville, May 4, 2002
- 51 Davaren Hightower, Peoria vs. Columbus, April 19, 2003
- 51 Jeromy Flowers, Tulsa at Louisville, July 21, 2001
- 51 Melvin McClendon, Quad City at Wichita, July 14, 2001

FUMBLES

Most Fumbles, Season

- 23 Will Burch (11 lost), Roanoke, 2000
- 11 **Sherar Poteete, Bossier City, 2002**
- 11 Shane Stafford (6 lost), Tallahassee, 2000
- 10 Sherard Poteete, (7 lost) Bossier City-Columbus, 2003
- 10 **Darnell Arceneaux, Hawaii, 2002**
- 10 Jerome Weaks, (6 lost), Columbus, 2001
- 9 Aaron Sparrow, (0 lost), Norfolk, 2003
- 9 Pookie Jones, (2 lost), Louisville, 2003
- 9 Kane Claunch, San Diego, 2002
- 9 Cable Slover, Carolina, 2002
- 9 Lamont Webb, Bakersfield, 2002
- 9 Jeff Townsley (7 lost), Richmond, 2001
- 9 Melvin Hill, Baton Rouge, 2001

Most Fumbles, Game

- 5 Will Burch (4 lost), Roanoke at Quad City, June 3, 2000
- 5 Will Burch (4 lost), Roanoke at Jacksonville, July 22, 2000
- 5 Shane Stafford (3 lost), Tallahassee at Tulsa, May 13, 2000
- 4 Pookie Jones (1 lost), Louisville at Cape Fear, April 5, 2003
- 4 Sean Hoolihan (2 lost), Peoria at Birmingham, May 12, 2001
- 4 Sherar Poteete (2 lost), Bossier City at Tulsa, June 15, 2002
- 4 Lamont Webb (3 lost), Fresno at Bakersfield, May 4, 2002
- 3 29 times

Most Opponents' Fumbles Recovered, Season

- 6 Anthony Govingo, Lafayette, 2001
- 6 Dedric Parham, Tennessee Valley, 2001
- 6 Cornelius Coe, Quad City, 2001
- 5 Jimmy Freeman, Tennessee Valley, 2003
- 5 Mike Davis, Charleston, 2003
- 5 Julian Yearwood, Bakersfield, 2002
- 5 Adesola Badon, Jacksonville, 2001
- 5 Darius Ellison, Wichita, 2001
- 5 David Johnson, Lincoln, 2001
- 5 Shadrick McAfee, Lafayette, 2001
- 5 Corky Martin, Tulsa, 2001
- 5 Jeremy Wilkinson, Quad City, 2001
- 5 Silas Demary, Norfolk, 2000

SACKS

Most Sacks, Career

- 37.5 Greg Taylor, Arkansas 2000-02, Tulsa 2003
- 27.5 E.J. Burt, Cape Fear 2002
- 26.5 Ernest Certain, Tallahassee 2000-01
- 24.0 Lawrence Lewis, Richmond 2000, 2002
- 22.5 Tyrone Johnson, Tallahassee 2001-02, Florida 2003
- 22.0 Preston Vinson, Charleston 2000-03
- 21.5 Ronnie Washburn, QUA 2000, Charleston 2000, CAR 2000-02, CIN 2003
- 19.0 Rodney Sledge, Richmond 2001-03
- 18.0 Eric Johnson, Peoria 2002-03
- 17.5 Clarence Williams, Augusta 2000-02

Most Sacks, Season

- 27.5 E.J. Burt, Cape Fear, 2002

- 20.0 Ernest Certain, Tallahassee, 2001
- 16.0 Bryan Henderson, Wichita, 2002
- 15.5 Ronnie Washburn, Carolina, 2001
- 14.5 Lawrence Lewis, Richmond, 2000
- 13.5 Asa Francis, Quad City, 2003
- 13.5 Tyrone Johnson, Tallahassee, 2002
- 13.5 Greg Taylor, Arkansas, 2002
- 13.0 Derrick Coakley, Pensacola-Rochester, 2001
- 13.0 Reggie Cooley, Arkansas, 2001
- 12.0 Kenneth Bouie, Peoria, 2002
- 12.0 Comone Fischer, Tallahassee, 2002
- 12.0 Eric Johnson, Peoria, 2002
- 12.0 Silas Demary, Norfolk, 2000

Most Sacks, Game

- 5.0 Asa Francis, Quad City at Hawaii, June 28, 2003
- 4.5 E.J. Burt, Cape Fear vs. Albany, July 8, 2002
- 4.5 Spencer Conley, Norfolk vs. Greensboro, May 12, 2001
- 4.5 Reggie Cooley, Arkansas at Memphis, May 5, 2001
- 4.5 Derrick Coakley, Pensacola at Norfolk, April 7, 2001
- 4.0 Tyrone Johnson, Tallahassee at Columbus, May 11, 2002
- 4.0 Eric Johnson, Peoria vs. Fresno, April 20, 2002
- 4.0 Rodney Sledge, Richmond vs. Rochester, May 18, 2001
- 4.0 Ernest Certain, Tallahassee vs. Greensboro, April 7, 2001
- 3.5 Charlie Cook, Mohegan vs. Bossier City, July 5, 2003
- 3.5 Greg Taylor, Arkansas at San Diego, July 20, 2002
- 3.5 Bryan Henderson, Wichita at Fresno, May 11, 2002
- 3.5 Ronnie Washburn, Carolina at Macon, May 11, 2001
- 3.5 Darnell Small, Arkansas at Pensacola, April 15, 2000

TACKLES

(Individual tackle records reflect change prior to 2002 season making assisted tackles worth 0.5)

Most Tackles, Career

- 223.5 Itis Atkinson (167 ua), Tulsa 2000-02
- 221.5 Roy Stabler (167 ua), Baton Rouge 2001, Florida 2002-03
- 202.5 Bruce Bailey (123 ua), Arkansas 2000-03
- 202.5 Mesiah Porter (152 ua), Tallahassee 2000-02
- 196.5 Arkee Thompson (167 ua), TEN 2001, Carolina 2002, Louisville 2003
- 192.5 Lennie Johnson (157 ua), Arkansas 2000-03
- 192.0 Denario Smalls (166 ua), Macon 2001-03
- 187.0 Quincy Sorrell (146 ua), Baton Rouge 2001, Florida 2002-03
- 181.0 Tyrone Laster (122 ua), Richmond 2000-02, Cape Fear 2003
- 169.0 Kenny Bailey (134 ua), Tennessee Valley 2002-03

Most Tackles, Season

- 121.0 Rico Curtis (90 ua), San Diego, 2002
- 117.0 Cornelius Coe (95 ua), Quad City, 2000
- 99.5 Jermaine Toney (81 ua), Greensboro, 2002
- 98.5 Heath Staples (72 ua), Lincoln, 2001
- 97.5 Kenny Haslip (77 ua), San Diego, 2003
- 92.0 Carlos McLaurin (74 ua), Mohegan, 2002
- 91.5 Itis Atkinson (63 ua), Tulsa, 2000
- 91.0 Arkee Thompson (76 ua), Tennessee Valley, 2001
- 89.5 Larry Hollinquest (75 ua), Tulsa, 2002
- 88.0 Kenny Bailey (69 ua), Tennessee Valley, 2002

Most Tackles, Game

- 16.5 Adrian Jones (13 ua), Greensboro vs. Albany, June 7, 2003
- 16.5 Jermaine Toney (12 ua), Greensboro at Rochester, May 24, 2002
- 14.5 Heath Staples (12 ua), Lincoln vs. Iowa, April 7, 2001
- 13.0 Mike Summers (13 ua), Rochester vs. Columbus, June 28, 2003
- 13.0 Rodrick Prayer (12 ua), WBS vs. Mohegan, June 16, 2002
- 13.0 Rodrick Prayer (11 ua), Wilkes-Barre/Scranton vs. Roanoke, May 4, 2002
- 13.0 Tyrone Laster (10 ua), Richmond vs. Cape Fear, May 2, 2002
- 13.0 Cornelius Coe (13 ua), Quad City vs. Augusta, May 6, 2000
- 12.5 Quesau Wigfall, (10 ua), Norfolk at Cape Fear, July 19, 2002
- 12.5 Deshon Williams (12 ua), Roanoke at Albany, May 18, 2002
- 12.5 Brandon Tinson (11 ua), Albany vs. Rochester, April 27, 2002
- 12.5 Rico Curtis (11 ua), San Diego vs. Bakersfield, April 6, 2002
- 12.5 Dee Jefferson (11 ua), Greensboro vs. Tennessee Valley, June 9, 2001
- 12.5 Cornelius Coe (10 ua), Quad City at Arkansas, May 19, 2000

af2 All-Time Team Records

ALL RECORDS REGULAR SEASON EXCEPT WHERE NOTED

* DENOTES POSTSEASON GAME

CHAMPIONSHIPS

Most Seasons League Champion

- 2 Quad City, 2000, 2001
- 1 Tulsa, 2003
- 1 Peoria, 2002

Most Consecutive Seasons League Champion

- 2 Quad City, 2000-01
- 1 Tulsa, 2003
- 1 Peoria, 2002

Most Times Best Overall Record, Regular Season

- 2 Quad City, 2000, 2001
- 2 Tulsa, 2002, 2003

Most Consecutive Times Best Overall Record, Regular Season

- 2 Quad City, 2000-01
- 2 Tulsa, 2002, 2003



2004 Laredo Law Media Guide



GAMES WON (Regular Season & Playoffs)

Most Consecutive Games Won

- 24..... Quad City, 19 games in 2000; 5 games in 2001
- 17..... Quad City, 13 games in 2001; 4 games in 2002
- 14..... Quad City, 2003
- 14..... Tennessee Valley, 2003
- 10..... Cape Fear, 10 games in 2002
- 8..... Macon, 8 games in 2002
- 8..... Tulsa, 8 games in 2002
- 8..... Tallahassee, 8 games in 2001
- 7..... Albany, 7 games in 2002
- 7..... Peoria, 7 games in 2002
- 7..... Richmond, 7 games in 2002
- 7..... Tennessee Valley, 7 games in 2001
- 7..... Albany, 2003
- 7..... Augusta, 7 games in 2000

Most Games Won, Season

- 19..... Quad City, 2000
- 18..... Quad City, 2001
- 16..... Tulsa, 2003
- 15..... Cape Fear, 2002
- 15..... Peoria, 2002
- 15..... Tulsa, 2002
- 15..... Richmond, 2001
- 15..... Tennessee Valley, 2001
- 15..... Tennessee Valley, 2003
- 15..... Quad City, 2003
- 14..... Albany, 2002
- 14..... Macon, 2002
- 14..... Augusta, 2000

Most Consecutive Games Won, Regular Season

- 16..... Quad City, 2000
- 14..... Quad City, 2003
- 14..... Tennessee Valley, 2003
- 10..... Cape Fear, 2002
- 10..... Quad City, 2001
- 8..... Macon, 2002
- 8..... Tulsa, 2002
- 8..... Tallahassee, 2001
- 7..... Albany, 2003
- 7..... Albany, 2002
- 7..... Peoria, 2002
- 7..... Richmond, 2002
- 7..... Tennessee Valley, 2001
- 7..... Augusta, 2000

Most Consecutive Games Won, Start of Season

- 16..... Quad City, 2000
- 14..... Tennessee Valley, 2003
- 7..... Augusta, 2002
- 7..... Richmond, 2002
- 6..... Tennessee Valley, 2002
- 6..... Augusta, 2001
- 6..... Tennessee Valley, 2001
- 6..... Tulsa, 2001
- 5..... Quad City, 2001
- 5..... Pensacola, 2000

Most Consecutive Games Won, End of Regular Season

- 16..... Quad City, 2000
- 14..... Quad City, 2003
- 10..... Quad City, 2001
- 8..... Tallahassee, 2001
- 6..... Arkansas, 2002
- 6..... Augusta, 2000
- 5..... Tulsa, 2002
- 5..... Iowa, 2001
- 5..... Greensboro, 2003
- 3..... Tulsa, 2003
- 3..... Charleston, 2003
- 3..... Albany, 2002
- 3..... Jacksonville, 2002
- 3..... Baton Rouge, 2001

- 3..... Jacksonville, 2001

Most Consecutive Home Games Won

- 25..... Quad City, 11 games in 2000; 11 games in 2001; 3 games in 2002
- 16..... Richmond, 3 games in 2000; 9 games in 2001; 4 games in 2002
- 11..... Tulsa, 11 games in 2003 (current)
- 11..... Birmingham, 6 games in 2001; 5 games in 2002
- 11..... Albany, 3 games in 20002, 8 games in 2003
- 10..... Tulsa, 2 games in 2000; 8 games in 2001
- 9..... Tennessee Valley, 9 games in 2003
- 9..... Tulsa, 9 games in 2002
- 9..... Augusta, 9 games in 2000
- 9..... Norfolk, 9 games in 2000

Most Consecutive Road Games Won

- 11..... Tennessee Valley, 8 games in 2001; 3 games in 2002
- 10..... Quad City, 8 games in 2000; 2 games in 2001
- 10..... Tennessee Valley, 4 games in 2002, 6 games in 2003
- 7..... Quad City, 5 games in 2001; 2 games in 2002
- 7..... Quad City, 7 games in 2003 (current)
- 6..... Birmingham, 6 games in 2002
- 6..... Albany, 6 games in 2002
- 5..... Cape Fear, 5 games in 2002
- 5..... Macon, 5 games in 2002
- 5..... Augusta, 2 games in 2000, 3 games in 2001
- 5..... Tulsa, 4 games in 2002, 1 game in 2003

GAMES LOST (Regular Season & Playoffs)

Most Consecutive Games Lost

- 17..... Columbus, 16 games in 2001; 1 game in 2002
- 16..... Mobile, 16 games in 2002
- 12..... Louisville, 5 games in 2001; 7 games in 2002
- 11..... Greensboro, 11 games in 2000
- 9..... Hawaii, 9 games in 2002
- 8..... Bossier City, 8 games in 2003
- 8..... Columbus, 8 games in 2003
- 8..... Green Bay, 8 games in 2003
- 7..... Rochester, 7 games in 2003
- 7..... Louisville, 7 games in 2003
- 7..... Carolina, 7 games in 2002
- 7..... Memphis, 7 games in 2002
- 7..... Mohegan, 7 games in 2002
- 7..... Wichita, 4 games in 2001; 3 games in 2002
- 7..... Lincoln, 7 games in 2001
- 7..... Lafayette, 7 games in 2001
- 7..... Richmond, 7 games in 2000

Most Games Lost, Season

- 16..... Mobile, 2002
- 16..... Columbus, 2001
- 14..... Louisville, 2002
- 14..... Green Bay, 2003
- 13..... Rochester, 2003
- 13..... Bossier City, 2003
- 13..... Greensboro, 2002
- 13..... Mohegan, 2002
- 13..... Lafayette, 2001
- 13..... Memphis, 2001
- 13..... Greensboro, 2000
- 13..... Roanoke, 2000

Most Consecutive Games Lost, Start of Season

- 16..... Mobile, 2002
- 16..... Columbus, 2001
- 8..... Green Bay, 2003
- 7..... Louisville, 2002
- 7..... Richmond, 2000
- 6..... Wilkes-Barre/Scranton, 2002
- 6..... Roanoke, 2000
- 5..... Fresno, 2002
- 5..... Memphis, 2001
- 4..... Rochester, 2003
- 4..... Arkansas, 2001
- 4..... Norfolk, 2001



2004 Laredo Law Media Guide



Most Consecutive Games Lost, End of Regular Season

- 16..... Mobile, 2002
- 16..... Columbus, 2001
- 8..... Bossier City, 2003
- 7..... Mohegan, 2002
- 7..... Lafayette, 2001
- 5..... Fresno, 2002
- 5..... Greensboro, 2002
- 5..... Louisville, 2002
- 5..... Memphis, 2001
- 4..... Green Bay, 2003
- 4..... Augusta, 2001
- 4..... Wichita, 2001

Most Consecutive Home Games Lost

- 8..... Mobile, 8 games in 2002
- 8..... Columbus, 8 games in 2001
- 7..... Memphis, 7 games in 2002 (current)
- 6..... Lafayette, 6 games in 2001
- 5..... Louisville, 2 games in 2001; 3 games in 2002
- 5..... Pensacola, 5 games in 2001
- 5..... Pensacola, 4 games in 2000, 1 game in 2001
- 5..... Richmond, 5 games in 2000
- 4..... Louisville, 4 games in 2002 (current)
- 4..... Columbus, 4 games in 2002
- 4..... Hawaii, 4 games in 2002
- 4..... Lincoln, 4 games in 2001
- 4..... Charleston, 4 games in 2000
- 4..... Greensboro, 4 games in 2000

Most Consecutive Road Games Lost

- 16..... Greensboro, 8 games in 2000; 8 games in 2001
- 10..... Columbus, 8 games in 2001; 2 games in 2002
- 10..... Roanoke, 8 games in 2000, 2 games in 2001
- 9..... Louisville, 3 games in 2001, 6 games in 2002
- 9..... Wichita, 3 games in 2001, 6 games in 2002
- 8..... Fresno, 8 games in 2002
- 8..... Mobile, 8 games in 2002
- 8..... Pensacola, 4 games in 2001; 4 games in 2002
- 7..... Charleston, 7 games in 2002 (current)
- 7..... Greensboro, 7 games in 2002 (current)
- 7..... Hawaii, 7 games in 2002
- 7..... Rochester, 7 games in 2001

SCORING

Most Seasons Leading League

- 3..... Quad City, 2000-01, 2003
- 1..... Tulsa, 2002

POINTS

Most Points, Regular Season

- 1074..... Quad City, 2000
- 1016..... Quad City, 2001
- 915..... Quad City, 2003
- 913..... Tulsa, 2002
- 885..... Macon, 2002
- 884..... Augusta, 2000
- 878..... Albany, 2003
- 876..... Arkansas, 2002
- 873..... Birmingham, 2001
- 872..... Tennessee Valley, 2001

Fewest Points, Regular Season

- 407..... Greensboro, 2000
- 418..... Columbus, 2001
- 458..... Mobile, 2002
- 514..... Louisville, 2002
- 532..... Lincoln, 2001
- 538..... Greensboro, 2001
- 542..... Rochester, 2001
- 547..... Green Bay, 2003
- 548..... Columbus, 2003
- 556..... Mohegan, 2002

Most Points, Single Team, Game

- 103..... Quad City at Greensboro, May 26, 2000
- 102..... Arkansas vs. Tulsa, June 22, 2002
- 97..... Quad City vs. Memphis, April 13, 2001
- 94..... Charleston at Columbus, April 14, 2001
- 88..... Arkansas vs. Greensboro, June 3, 2000
- 87..... Augusta vs. Greensboro, June 30, 2000
- 86..... Arkansas at Lafayette, July 7, 2001
- 86..... Birmingham vs. Tallahassee, June 2, 2000
- 85..... Tulsa vs. Arkansas, May 11, 2002
- 85..... Quad City at Wichita, July 14, 2001

Most Points, Both Teams, Game

- 165..... Arkansas (102) vs. Tulsa (63), June 22, 2002
- 160..... Birmingham (86) vs. Tallahassee (74), June 2, 2000
- 156..... Arkansas (83) vs. Hawaii (73), July 12, 2002
- 146..... Quad City (85) at Wichita (61), July 14, 2001
- 145..... Macon (80) vs. Pensacola (65), May 17, 2002
- 143..... Greensboro (81) vs. Rochester (62), June 15, 2002
- 143..... Wichita (76) vs. Bossier City (67), May 26, 2001
- 142..... Carolina (82) vs. Greensboro (60), May 4, 2002
- 141..... Baton Rouge (75) at Memphis (66), July 7, 2001
- 140..... Augusta (76) vs. Carolina (64), August 1, 2000*
- 140..... Arkansas (74) vs. Tallahassee (66), April 29, 2000

Fewest Points, Game

- 0..... Peoria at Quad City, March 29, 2001
- 3..... Greensboro vs. Quad City, May 26, 2000
- 6..... Mobile at Pensacola, April 26, 2002
- 6..... Wichita at Lincoln, July 21, 2001
- 6..... Louisville at Wichita, April 6, 2001
- 7..... Columbus at Florida, May 17, 2003
- 7..... Fresno vs. Bakersfield, July 20, 2002
- 7..... Mobile at Bossier City, May 11, 2002
- 7..... Peoria vs. Quad City, July 21, 2001
- 7..... Iowa vs. Quad City, April 21, 2001
- 7..... Memphis at Quad City, April 13, 2001
- 7..... Greensboro vs. Augusta, May 20, 2000
- 7..... Greensboro at Birmingham, April 7, 2000

Fewest Points, Both Teams, Game

- 25..... Birmingham (18) vs. Greensboro (7), April 7, 2000
- 33..... Columbus (19) vs. Jacksonville (14), April 20, 2002
- 34..... Peoria (22) vs. San Diego (12), August 10, 2002*
- 35..... Lincoln (29) vs. Wichita (6), July 21, 2001
- 39..... Greensboro (24) vs. Tallahassee (15), April 7, 2001
- 41..... Bossier City (27) vs. Tulsa (14), April 13, 2002
- 41..... Quad City (41) vs. Peoria (0), March 29, 2001
- 43..... Albany (29) at Mohegan (14), April 5, 2002
- 45..... Greensboro (30) vs. Norfolk (15), July 8, 2001
- 45..... Lincoln (24) at Memphis (21), April 21, 2001
- 45..... Charleston (33) vs. Pensacola (12), May 13, 2000

Most Points, Each Half

- 1st:..... 58, Charleston at Columbus, April 14, 2001
- 2nd:..... 60, Quad City at Greensboro, May 26, 2000

Most Points, Both Teams, Each Half

- 1st:..... 90, Quad City (43) at Wichita (47), July 14, 2001
- 2nd:..... 88, Tallahassee (42) at Ark. (46), April 29, 2000



2004 Laredo Law Media Guide



Largest Margin of Victory

100..... Quad City (103) vs. Greensboro (3), May 26, 2000
 90..... Quad City (97) vs. Memphis (7), April 13, 2001
 73..... Arkansas (86) vs. Charleston (13), April 8, 2000
 66..... Pensacola (72) vs. Mobile (6), April 26, 2002
 66..... Quad City (82) vs. Lincoln (16), June 23, 2001
 66..... Augusta (87) vs. Greensboro (21), June 30, 2000
 63..... Richmond (75) vs. Norfolk (12), April 27, 2002
 62..... Memphis (80) at Mobile (18), May 4, 2002
 61..... Quad City (82) vs. Birmingham (21), July 22, 2000
 60..... Augusta (67) at Greensboro (7), May 20, 2000

TOUCHDOWNS

Most Touchdowns, Regular Season

152..... Quad City, 2000
 143..... Quad City, 2001
 131..... Tulsa, 2002
 131..... Quad City, 2003
 129..... Macon, 2002
 127..... Albany, 2003
 127..... Arkansas, 2002
 126..... Tennessee Valley, 2001
 124..... Birmingham, 2001
 120..... Richmond, 2002

Fewest Touchdowns, Regular Season

52..... Columbus, 2001
 53..... Greensboro, 2000
 67..... Mobile, 2002
 68..... Greensboro, 2001
 70..... Lincoln, 2001
 73..... Louisville, 2002
 75..... Rochester, 2001
 76..... Peoria, 2001
 77..... Green Bay, 2003
 77..... Columbus, 2003

Most Touchdowns, Game

15..... Quad City at Greensboro, May 26, 2000
 15..... Arkansas at Tulsa, June 22, 2002
 14..... Quad City vs. Iowa, April 13, 2001
 13..... Tulsa at Arkansas, May 11, 2002
 13..... Arkansas at Lafayette, July 7, 2001
 13..... Charleston at Columbus, April 14, 2001
 13..... Arkansas at Greensboro, June 3, 2000
 12..... Quad City at Wichita, July 14, 2001
 12..... Bossier City vs. Lafayette, June 30, 2001
 12..... Quad City vs. Lincoln, June 23, 2001
 12..... Louisville vs. Roanoke, June 8, 2001
 12..... Quad City vs. Birmingham, July 22, 2000
 12..... Augusta vs. Greensboro, June 30, 2000
 12..... Birmingham vs. Tallahassee, June 2, 2000
 12..... Arkansas vs. Charleston, April 8, 2000

FIELD GOALS

Most (Three-Point) Field Goals Attempted, Regular Season

75..... Greensboro, 2001
 73..... Greensboro, 2000
 68..... Pensacola, 2001
 61..... Columbus, 2001
 61..... Rochester, 2001
 60..... Roanoke, 2002
 58..... Norfolk, 2000
 54..... Carolina, 2002
 54..... Norfolk, 2001
 53..... Bakersfield, 2002
 53..... Tulsa, 2000

Most (Three-Point) Field Goals Made, Season

28..... Pensacola, 2000
 23..... Tulsa, 2000
 22..... Florida, 2002
 22..... Roanoke, 2002
 21..... Columbus, 2001
 21..... Augusta, 2000
 20..... Tennessee Valley, 2002
 20..... Greensboro, 2001
 18..... Pensacola, 2001
 17..... Bakersfield, 2002
 17..... Arkansas, 2000
 17..... Jacksonville, 2000

Fewest (Three-Point) Field Goals Made, Season

2..... Tallahassee, 2002
 3..... Birmingham, 2002
 3..... Memphis, 2002
 3..... Mobile, 2002
 3..... Florida, 2001
 3..... Tennessee Valley, 2001
 4..... Rochester, 2002
 4..... Tulsa, 2002
 4..... Tallahassee, 2001
 4..... Bossier City, 2003
 4..... Cincinnati, 2003
 5..... Macon, 2002
 5..... Macon, 2001
 5..... Augusta, 2001
 5..... Carolina, 2001
 5..... Lafayette, 2001

FIRST DOWNS

Most First Downs, Regular Season

305..... Albany, 2003
 302..... Cape Fear, 2003
 299..... Bossier City, 2002
 294..... Macon, 2002
 270..... Quad City, 2003
 270..... Macon, 2003
 269..... Tulsa, 2002
 264..... Tennessee Valley, 2001
 263..... Hawaii, 2002
 263..... Arkansas, 2000

Most First Downs, Game

36..... Cape Fear vs. Louisville, July 11, 2003
 31..... Birmingham at Richmond, May 19, 2000
 31..... Bakersfield vs. Tulsa, July 27, 2002
 30..... Greensboro vs. Cape Fear, July 11, 2003
 27..... Macon vs. Augusta, May 31, 2002
 27..... Bossier City at Wichita, June 22, 2002
 26..... Roanoke at Wilkes/Barre, May 4, 2002
 25..... Tulsa at Bakersfield, July 27, 2002
 25..... Carolina vs. Richmond, July 27, 2002
 25..... Tennessee Valley at Arkansas, July 21, 2001
 25..... Richmond vs. Birmingham, May 19, 2000
 25..... Charleston at Columbus, April 14, 2001
 25..... Tennessee Valley at Carolina, April 14, 2000
 24..... Tennessee Valley at Birmingham, April 28, 2001
 24..... Tallahassee vs. Tulsa, July 28, 2000
 24..... Arkansas at Birmingham, June 9, 2000
 24..... Hawaii vs. Tulsa, May 4, 2002
 24..... Jacksonville at Tallahassee, July 27, 2002

Fewest First Downs, Game

2..... Louisville at Wichita, April 6, 2001
 5..... Roanoke vs. Richmond, April 7, 2001
 5..... Greensboro vs. Carolina, May 19, 2001
 5..... Greensboro at Tennessee Valley, May 12, 2000
 6..... Iowa vs. Norfolk, June 30, 2001
 6..... Rochester vs. Richmond, May 18, 2001
 6..... Pensacola at Florida, June 30, 2001
 6..... Memphis at Quad City, April 13, 2001



2004 Laredo Law Media Guide



6..... Norfolk at Quad City, May 13, 2000
 6..... Greensboro at Norfolk, May 7, 2000
 6..... Peoria at Quad City, May 29, 2001

Most First Downs, Rushing, Season

71..... Bossier City, 2002
 66..... Hawaii, 2002
 48..... Fresno, 2002
 47..... Memphis, 2001
 46..... Macon, 2002
 46..... Carolina, 2000
 45..... Richmond, 2000
 44..... Louisville, 2003
 44..... Charleston, 2001
 41..... Carolina, 2001

Most First Downs, Rushing, Game

20..... Cape Fear vs. Louisville, April 5, 2003
 17..... New Haven at Rochester, April 6, 2002
 17..... Birmingham at Richmond, May 19, 2000
 14..... Rochester vs New Haven, April 6, 2002
 13..... Richmond vs. Birmingham, May 19, 2000
 13..... Tennessee Valley at Carolina, April 14, 2000
 10..... Carolina vs. Tennessee Valley, April 14, 2000
 7..... Carolina vs. Florida, July 20, 2001
 7..... Charleston vs. Norfolk, July 14, 2001
 7..... Richmond at Greensboro, June 24, 2000
 7..... Memphis at Green Bay, July 19, 2003

Most First Downs, Passing, Season

213..... Albany, 2003
 209..... Quad City, 2001
 209..... Arkansas, 2000
 205..... Macon, 2002
 203..... Tulsa, 2002
 201..... Quad City, 2003
 201..... Wichita, 2002
 197..... Augusta, 2000
 196..... Tallahassee, 2000
 195..... Wichita, 2001

Most First Downs, Passing, Game

20..... Augusta at Macon, May 31, 2002
 20..... Tallahassee vs. Tulsa, July 28, 2000
 20..... Arkansas at Birmingham, June 9, 2000
 20..... Tallahassee at Birmingham, June 2, 2000
 20..... Norfolk vs. Roanoke, May 20, 2000
 19..... Arkansas at Tulsa, May 11, 2002
 19..... Tennessee Valley vs. Birmingham, July 7, 2001
 19..... Columbus vs. Bossier City, July 21, 2003
 18..... 7 times; MR: Tennessee Valley at Arkansas, July 21, 2001

NET YARDS GAINED

RUSHING AND PASSING

Most Yards, Gained, Season

4805..... Albany, 2003
 4767..... Quad City, 2001
 4649..... Tallahassee, 2000
 4635..... Quad City, 2003
 4590..... Tennessee Valley, 2001
 4477..... Arkansas, 2000
 4440..... Augusta, 2000
 4424..... Bossier City, 2002
 4363..... Quad City, 2000
 4359..... Arkansas, 2002

Fewest Yards Gained, Season

2413..... Greensboro, 2001
 2662..... Greensboro, 2000
 2935..... Columbus, 2001
 2977..... Mobile, 2002
 3118..... Lincoln, 2001
 3161..... Charleston, 2000
 3192..... Rochester, 2001

3243..... Pensacola, 2001
 3295..... Carolina, 2001
 3312..... Norfolk, 2001

Most Yards Gained, Game

461..... Tallahassee at Birmingham, June 2, 2000
 440..... Tulsa vs. Arkansas, May 11, 2002
 427..... Tallahassee vs. Tulsa, July 28, 2000
 408..... Quad City vs. Iowa, June 16, 2001
 408..... Tennessee Valley vs. Birmingham, July 7, 2001
 407..... Cape Fear at Rochester, June 13, 2003
 406..... Greensboro at Richmond, July 18, 2003
 402..... Arkansas at Lafayette, July 7, 2001
 397..... Arkansas vs. Tulsa, June 22, 2002
 385..... Bossier City vs. Memphis, May 25, 2002

Fewest Yards Gained, Game

36..... Iowa vs. Quad City, April 21, 2001
 37..... Rochester vs. Richmond, May 18, 2001
 38..... Louisville at Wichita, April 6, 2001
 42..... Greensboro at Tennessee Valley, May 12, 2000
 59..... Peoria at Quad City, May 29, 2001
 61..... Lafayette at Arkansas, July 14, 2001
 73..... Greensboro vs. Carolina, May 19, 2003
 73..... Greensboro at Norfolk, May 7, 2000
 75..... Richmond at Norfolk, April 15, 2000
 75..... Charleston at Arkansas, April 8, 2000

PASSING

ATTEMPTS

Most Passes Attempted, Season

649..... Arkansas, 2000
 629..... Wichita, 2001
 617..... Tallahassee, 2002
 608..... Tallahassee, 2000
 592..... Mohegan, 2002
 592..... Wichita, 2002
 586..... Charleston, 2003
 585..... Rochester, 2003
 584..... Richmond, 2000
 583..... Tennessee Valley, 2001
 583..... Tennessee Valley, 2000

Fewest Passes Attempted, Season

405..... Mohegan, 2003
 425..... Carolina, 2001
 431..... Hawaii, 2003
 440..... Baton Rouge, 2001
 441..... Birmingham, 2002
 441..... Charleston, 2002
 453..... Greensboro, 2001
 462..... Jacksonville, 2002
 472..... San Diego, 2002
 476..... Charleston, 2001

Most Passes Attempted, Game

60..... Tennessee Valley at Arkansas, July 21, 2001
 59..... Arkansas vs. Pensacola, July 22, 2000
 56..... Tallahassee at Charleston, April 19, 2002
 55..... Cincinnati vs. Quad City, May 31, 2003
 55..... Tulsa at Quad City, July 7, 2001
 55..... Arkansas at Birmingham, June 9, 2000
 53..... Wilkes-Barre/Scranton, at Mohegan, July 18, 2003
 53..... Birmingham vs. Quad City, July 29, 2000
 53..... Tulsa vs. Arkansas, July 8, 2000
 52..... Columbus at Birmingham, June 8, 2001

COMPLETIONS

Most Passes Completed, Season

365..... Quad City, 2001
 363..... Tennessee Valley, 2000
 362..... Wichita, 2001
 358..... Albany, 2003
 357..... Tennessee Valley, 2001
 345..... Arkansas, 2000
 344..... Wichita, 2002



2004 Laredo Law Media Guide



- 344..... Augusta, 2000
- 342..... Macon, 2002
- 342..... Tallahassee, 2000
- 342..... Cape Fear, 2003

Fewest Passes Completed, Season

- 170..... Greensboro, 2001
- 214..... Charleston, 2002
- 218..... Mobile, 2002
- 223..... Hawaii, 2003
- 222..... Charleston, 2001
- 223..... Carolina, 2001
- 224..... Baton Rouge, 2001
- 234..... Mohegan, 2003
- 237..... Jacksonville, 2002
- 238..... Greensboro, 2000

Most Passes Completed, Game

- 38..... Tennessee Valley at Arkansas, July 21, 2001
- 35..... Albany at Greensboro, June 7, 2003
- 34..... Bakersfield vs. Fresno, May 4, 2002
- 33..... Tulsa vs. Arkansas, July 8, 2000
- 33..... Tallahassee at Birmingham, June 2, 2000
- 33..... Wilkes-Barre/Scranton at Mohegan, July 18, 2003
- 32..... Albany vs Mohegan, July 27, 2002
- 32..... Macon vs. Augusta, May 31, 2002
- 32..... Memphis at Peoria, April 12, 2002
- 32..... Wichita at Louisville, June 30, 2001
- 32..... Arkansas vs. Pensacola, July 22, 2000
- 32..... Cape Fear at Greensboro, July 11, 2003

YARDS GAINED

Most Yards Gained, Passing, Season

- 4551..... Tallahassee, 2000
- 4479..... Quad City, 2001
- 4470..... Albany, 2003
- 4443..... Quad City, 2003
- 4379..... Arkansas, 2000
- 4168..... Tennessee Valley, 2001
- 4130..... Tennessee Valley, 2003
- 4099..... Quad City, 2000
- 4075..... Wichita, 2002
- 4025..... Greensboro, 2003

Fewest Yards Gained, Passing, Season

- 1866..... Greensboro, 2001
- 2331..... Greensboro, 2000
- 2593..... Carolina, 2001
- 2602..... Memphis, 2001
- 2695..... Pensacola, 2001
- 2736..... Mobile, 2002
- 2772..... Charleston, 2002
- 2789..... Fresno, 2002
- 2839..... Lincoln, 2001
- 2865..... Charleston, 2000

Most Yards Gained, Passing, Game

- 457..... Tallahassee at Birmingham, June 2, 2000
- 421..... Tallahassee vs. Tulsa, July 28, 2000
- 401..... Tennessee Valley at Arkansas, July 21, 2001
- 401..... Quad City vs. Iowa, June 16, 2001
- 387..... Birmingham at Tennessee Valley, June 28, 2003
- 387..... Arkansas vs. Tulsa, June 22, 2002
- 384..... Tulsa vs. Arkansas, May 11, 2002
- 380..... Rochester at Wilkes-Barre/Scranton, 2003
- 375..... Arkansas at Birmingham, June 9, 2000
- 372..... Mohegan vs. Rochester, May 17, 2002

Fewest Yards Gained, Passing, Game

- 30..... Iowa vs. Quad City, April 21, 2001
- 32..... Greensboro vs. Norfolk, July 8, 2001
- 33..... Greensboro at Tennessee Valley, May 12, 2000
- 36..... Louisville at Wichita, April 6, 2001
- 40..... Rochester vs. Richmond, May 18, 2001
- 43..... Carolina at Greensboro, May 19, 2001
- 44..... Norfolk at Greensboro, July 8, 2001
- 46..... Greensboro vs. Carolina, May 19, 2001
- 58..... Peoria at Quad City, May 29, 2001

- 58..... Greensboro at Carolina, April 22, 2000
- 58..... Richmond at Norfolk, April 15, 2000

TIMES SACKED

Most Times Sacked, Season

- 60..... Greensboro, 2001
- 53..... Rochester, 2001
- 51..... Louisville, 2002
- 50..... Norfolk, 2001
- 49..... Mobile, 2002
- 43..... Norfolk, 2002
- 42..... Lafayette, 2001
- 42..... Greensboro, 2000
- 40..... Bakersfield, 2002
- 40..... Columbus, 2001

Fewest Times Sacked, Season

- 3..... Tennessee Valley, 2003
- 4..... Greensboro, 2003
- 6..... Richmond, 2001
- 6..... Tennessee Valley, 2001
- 9..... Arkansas, 2002
- 9..... Quad City, 2001
- 9..... Wichita, 2003
- 10..... Macon, 2003
- 11..... Quad City, 2003
- 11..... Quad City, 2000

Most Times Sacked, Game

- 11..... Rochester vs. Richmond, May 18, 2001
- 9..... Memphis at Iowa, April 28, 2001
- 9..... Pensacola vs. Arkansas, April 15, 2000
- 8..... Lafayette at Arkansas, July 14, 2001
- 8..... Greensboro at Norfolk, May 12, 2001
- 8..... Greensboro vs. Tallahassee, April 7, 2001
- 8..... Louisville at Peoria, May 25, 2002
- 7..... Greensboro vs. Florida, June 23, 2001
- 7..... Roanoke at Tennessee Valley, June 23, 2001
- 7..... Rochester at Norfolk, June 8, 2001
- 7..... Florida vs. Carolina, April 21, 2001
- 7..... Arkansas vs. Tulsa, April 7, 2001
- 7..... Greensboro at Carolina, April 22, 2000
- 7..... Norfolk at Roanoke, May 11, 2002
- 7..... Tennessee Valley at Pensacola, May 25, 2002
- 7..... Charleston at Arkansas, April 8, 2000

COMPLETION PERCENTAGE

Highest Completion Percentage, Season

- 69.9..... Cape Fear, 2003
- 69.3..... Quad City, 2001
- 67.0..... Albany, 2003
- 66.9..... Quad City, 2000
- 64.8..... Tulsa, 2002
- 63.9..... Augusta, 2000
- 63.3..... Macon, 2002
- 62.8..... Macon, 2003
- 62.3..... Jacksonville, 2000
- 62.3..... Tennessee Valley, 2000
- 61.2..... Tennessee Valley, 2001

Lowest Completion Percentage, Season

- 37.5..... Greensboro, 2001
- 42.2..... Mobile, 2002
- 46.6..... Charleston, 2001
- 46.8..... Greensboro, 2000
- 47.3..... Charleston, 2000
- 47.4..... Birmingham, 2000
- 47.5..... Louisville, 2002
- 47.5..... Columbus, 2001
- 47.7..... Carolina, 2002
- 47.7..... Hawaii, 2002

TOUCHDOWNS

Most Touchdowns, Passing, Season

- 97..... Quad City, 2003
- 92..... Quad City, 2000



2004 Laredo Law Media Guide



- 90..... Tallahassee, 2000
- 89..... Tulsa, 2002
- 88..... Albany, 2003
- 88..... Arkansas, 2000
- 87..... Tennessee Valley, 2003
- 87..... Quad City, 2001
- 87..... Tennessee Valley, 2001
- 86..... Augusta, 2002
- 86..... Quad City, 2002

Fewest Touchdowns, Passing, Season

- 30..... Greensboro, 2001
- 35..... Greensboro, 2000
- 39..... Columbus, 2001
- 42..... Louisville, 2002
- 42..... Lincoln, 2001
- 42..... Charleston, 2000
- 43..... Richmond, 2000
- 44..... Mobile, 2002
- 44..... Roanoke, 2002
- 45..... Memphis, 2001

Most Touchdowns, Passing, Game

- 11..... Arkansas vs. Greensboro, June 3, 2000
- 10..... Roanoke vs. Charleston, May 27, 2000
- 10..... Quad City vs. Greensboro, May 26, 2000
- 10..... Jacksonville at Tallahassee, July 27, 2002
- 9..... 14 times; MR: Bakersfield at Hawaii, June 27, 2003

HAD INTERCEPTED

Most Passes Had Intercepted, Season

- 34..... Lafayette, 2001
- 32..... Mobile, 2002
- 32..... Lincoln, 2001
- 31..... Louisville, 2002
- 31..... Columbus, 2001
- 30..... Tallahassee, 2002
- 30..... Rochester, 2001
- 28..... Charleston, 2000
- 27..... Columbus, 2002
- 27..... Mohegan, 2002
- 27..... Charleston, 2001

Fewest Passes Had Intercepted, Season

- 4..... Quad City, 2000
- 6..... Augusta, 2000
- 7..... Quad City, 2003
- 8..... Florida, 2003
- 10..... Baton Rouge, 2001
- 10..... Quad City, 2001
- 11..... Tulsa, 2003
- 11..... Bakersfield, 2003
- 11..... Tennessee Valley, 2002
- 11..... Pensacola, 2001
- 13..... Tulsa, 2002
- 13..... Carolina, 2001

Most Passes Had Intercepted, Game

- 6..... Columbus at Augusta, April 21, 2001
- 6..... Lafayette at Birmingham, June 15, 2001
- 6..... Charleston vs. Richmond, July 21, 2001
- 6..... Greensboro vs. Quad City, May 26, 2000
- 6..... Mobile vs. Memphis, May 4, 2002
- 5..... Cape Fear at Charleston, June 28, 2003
- 5..... Peoria at Bakersfield, May 18, 2002
- 5..... Macon at Carolina, April 19, 2002
- 5..... Mobile at Jacksonville, July 13, 2002
- 5..... Quad City vs. Peoria, June 1, 2002
- 5..... Arkansas at Tulsa, May 11, 2002
- 5..... Memphis vs. Arkansas, May 5, 2001
- 5..... Columbus at Augusta, April 21, 2001
- 5..... Charleston vs. Tulsa, July 15, 2000
- 5..... Birmingham at Pensacola, May 26, 2000
- 5..... Charleston at Arkansas, April 8, 2000

RUSHING

ATTEMPTS

Most Rushing Attempts, Season

- 216..... Roanoke, 2001
- 215..... Carolina, 2001
- 211..... Memphis, 2001
- 210..... Bossier City, 2002
- 209..... Rochester, 2002
- 207..... Baton Rouge, 2001
- 203..... Hawaii, 2002
- 199..... Charleston, 2002
- 196..... Charleston, 2001
- 192..... Richmond, 2000

Most Rushing Attempts, Game

- 27..... Norfolk at Charleston, April 22, 2000
- 26..... Memphis at Green Bay, July 19, 2003
- 25..... Cape Fear at Florida, May 31, 2003
- 24..... Rochester vs. Wilkes-Barre/Scranton, May 10, 2002
- 23..... Cape Fear at Charleston, July 27, 2002
- 23..... Greensboro at Norfolk, July 8, 2001
- 23..... Richmond at Greensboro, June 24, 2000
- 23..... Carolina vs. Tennessee Valley, April 14, 2000
- 22..... Charleston vs. Norfolk, June 8, 2002
- 22..... Charleston vs. Norfolk, July 14, 2001
- 22..... Macon vs. Jacksonville, June 30, 2001
- 22..... Roanoke vs. Greensboro, June 15, 2001
- 22..... Peoria at Lincoln, April 27, 2001

YARDS GAINED

Most Yards Gained Rushing, Season

- 855..... Memphis, 2001
- 852..... Hawaii, 2002
- 811..... Hawaii, 2003
- 762..... Baton Rouge, 2001
- 755..... Charleston, 2001
- 722..... Carolina, 2000
- 702..... Carolina, 2001
- 700..... Bossier City, 2002
- 682..... Fresno, 2002
- 654..... Cape Fear, 2002

Fewest Yards Gained Rushing, Season

- 26..... Columbus, 2001
- 40..... Columbus, 2002
- 98..... Arkansas, 2000
- 98..... Tallahassee, 2000
- 100..... Roanoke, 2000
- 102..... Tennessee Valley, 2003
- 125..... Jacksonville, 2001
- 156..... Pensacola, 2002
- 180..... Tulsa, 2001
- 184..... Cincinnati, 2003

Most Yards Gained Rushing, Game

- 169..... Fresno vs. Arkansas, June 15, 2002
- 115..... Hawaii at Arkansas, July 12, 2002
- 114..... Wichita vs. Quad City, May 10, 2003
- 113..... Memphis at Arkansas, June 23, 2001
- 109..... Charleston vs. Norfolk, July 14, 2001
- 103..... Greensboro vs. Norfolk, July 8, 2001
- 102..... Carolina at Rochester, May 4, 2001
- 100..... Richmond vs. Tallahassee, June 16, 2000
- 99..... Richmond at Greensboro, June 24, 2000
- 96..... Pensacola at Columbus, May 26, 2001

Fewest Yards Gained Rushing, Game

- 35..... Arkansas at Richmond, May 26, 2000
- 32..... Roanoke at Richmond, July 28, 2000
- 29..... Columbus vs. Pensacola, May 26, 2001
- 26..... Louisville at Memphis, May 11, 2003
- 24..... Norfolk at Jacksonville, June 15, 2001
- 23..... Macon vs. Tallahassee, April 28, 2001



2004 Laredo Law Media Guide



- 20 Memphis at Arkansas, May 10, 2003
- 18 Pensacola at Charleston, May 13, 2000
- 17 Columbus vs. Macon, July 7, 2001
- 17 Rochester vs. Albany, May 17, 2003

TOUCHDOWNS

Most Touchdowns, Rushing, Season

- 46 Bossier City, 2002
- 46 Cape Fear, 2003
- 44 Hawaii, 2002
- 44 Baton Rouge, 2001
- 40 Charleston, 2002
- 40 Macon, 2003
- 39 Charleston, 2001
- 38 Cape Fear, 2002
- 37 Macon, 2002
- 37 Rochester, 2002
- 37 Tennessee Valley, 2002

Fewest Touchdowns, Rushing, Season

- 6 Columbus, 2001
- 11 Roanoke, 2000
- 12 Arkansas, 2000
- 13 Green Bay, 2003
- 13 Rochester, 2003
- 14 Rochester, 2001
- 14 Mobile, 2002
- 14 Norfolk, 2002
- 14 Greensboro, 2000
- 14 Norfolk, 2000
- 15 Mohegan, 2002

Most Touchdowns, Rushing, Game

- 7 Bossier City at Peoria, July 6, 2002
- 7 Bossier City vs. Cape Fear, April 18, 2003
- 6 Rochester vs. Wilkes-Barre/Scranton, June 29, 2002
- 6 Cape Fear at Florida, May 31, 2003
- 6 Macon vs. Columbus, July 5, 2003
- 6 Memphis at Green Bay, July 19, 2003
- 5 30 times; MR: Cape Fear at Rochester, June 13, 2003

KICKOFF RETURNS

Most Kickoff Returns, Season

- 116 Bossier City, 2003
- 104 Tallahassee, 2000
- 103 Fresno, 2002
- 103 Memphis, 2001
- 103 Tulsa, 2000
- 102 Mobile, 2002
- 102 Birmingham, 2000
- 102 Charleston, 2000
- 101 Charleston, 2002
- 101 Louisville, 2001

Most Kickoff Returns, Game

- 13 Greensboro vs. Quad City, May 26, 2000
- 12 Pensacola vs. Tulsa, June 10, 2000
- 11 Charleston vs. Greensboro, July 5, 2003
- 11 Green Bay vs. Quad City, May 16, 2003
- 11 Bossier City vs. Charleston, July 11, 2003
- 11 Cape Fear at Greensboro, July 11, 2003
- 11 Columbus at Birmingham, April 27, 2002
- 11 Greensboro at Carolina, May 4, 2002
- 11 Quad City at Peoria, May 10, 2002
- 11 Louisville at Peoria, May 25, 2002
- 11 Memphis at Richmond, July 14, 2001
- 11 Lafayette at Arkansas, July 14, 2001
- 11 Tennessee Valley vs. Quad City, May 19, 2001
- 11 Columbus vs. Charleston, April 14, 2001
- 11 Greensboro at Augusta, June 30, 2000
- 11 Charleston at Arkansas, April 8, 2000

YARDS GAINED

Most Yards, Kickoff Returns, Season

- 2296 Bossier City, 2003
- 2198 Charleston, 2002
- 2169 Memphis, 2001
- 2124 Roanoke, 2000
- 2096 Greensboro, 2002
- 2092 Hawaii, 2003
- 2050 Richmond, 2003
- 2009 Louisville, 2001
- 1988 Mobile, 2002
- 1952 Lafayette, 2001

Fewest Yards, Kickoff Returns, Season

- 1010 Quad City, 2001
- 1085 Augusta, 2000
- 1091 Bakersfield, 2002
- 1216 Tennessee Valley, 2000
- 1241 Arkansas, 2001
- 1244 Carolina, 2001
- 1253 Lincoln, 2001
- 1259 Albany, 2002
- 1263 Arkansas, 2000
- 1271 Rochester, 2002

Most Yards, Kickoff Returns, Game

- 297 Birmingham vs. Macon, June 22, 2003
- 284 Roanoke vs. Norfolk, June 24, 2000
- 279 Memphis vs. Baton Rouge, July 7, 2001
- 271 Memphis at Richmond, July 14, 2001
- 268 Bossier City vs. Charleston, July 11, 2003
- 266 Lafayette at Bossier City, June 30, 2001
- 260 Peoria at Bossier City, April 4, 2003
- 248 Lafayette vs. Arkansas, July 7, 2001
- 245 Carolina vs. Greensboro, May 4, 2002
- 239 Norfolk vs. Carolina, June 22, 2001

TOUCHDOWNS

Most Kickoff Return Touchdowns, Season

- 11 Peoria, 2002
- 10 Birmingham, 2001
- 9 Greensboro, 2002
- 9 Jacksonville, 2002
- 9 Tulsa, 2002
- 8 Cincinnati, 2003
- 8 Birmingham, 2002
- 8 Birmingham, 2000
- 7 Louisville, 2001
- 7 Quad City, 2000

MISSED FIELD GOAL RETURNS

Most Missed Field Goal Returns, Season

- 32 Greensboro, 2001
- 30 Tallahassee, 2001
- 29 Cape Fear, 2002
- 29 Norfolk, 2001
- 25 Richmond, 2001
- 24 Mohegan, 2002
- 24 Peoria, 2002
- 24 Augusta, 2001
- 24 Arkansas, 2000
- 24 Augusta, 2000
- 24 Quad City, 2000
- 24 Tennessee Valley, 2000

Most Missed Field Goal Returns, Game

- 6 Tennessee Valley vs. Greensboro, May 12, 2000
- 5 Augusta at Charleston, July 13, 2002
- 5 Richmond vs. Rochester, May 12, 2001
- 5 Tallahassee at Jacksonville, June 22, 2001
- 5 Florida at Greensboro, June 23, 2001
- 5 Norfolk at Charleston, July 14, 2001



2004 Laredo Law Media Guide



- 5..... Quad City vs. Norfolk, May 13, 2000
- 5..... Roanoke at Tallahassee, April 7, 2000
- 5..... Tulsa vs. Wichita, April 12, 2003
- 4..... 20 other times, MR: Charleston vs. Rochester, July 26, 2003

YARDS GAINED

Most Yards, Missed Field Goal Returns, Season

- 598..... Greensboro, 2001
- 529..... Carolina, 2001
- 468..... Quad City, 2000
- 466..... Carolina, 2000
- 465..... Tallahassee, 2001
- 439..... Jacksonville, 2001
- 430..... Norfolk, 2001
- 429..... Tulsa, 2003
- 416..... Quad City, 2001
- 413..... Arkansas, 2002
- 411..... Tennessee Valley, 2002

Most Yards, Missed Field Goal Returns, Game

- 158..... Tennessee Valley vs. Greensboro, May 12, 2000
- 152..... Peoria vs. Louisville, May 25, 2002
- 152..... Tulsa vs. Wichita, April 12, 2003
- 127..... Quad City vs. Norfolk, May 13, 2000
- 119..... Carolina vs. Birmingham, May 12, 2000
- 119..... Quad City vs. Wichita, May 18, 2002
- 117..... Quad City vs. Memphis, April 13, 2001
- 114..... Charleston vs. Richmond, July 26, 2003
- 113..... Greensboro vs. Tallahassee, April 7, 2001
- 110..... Macon at Columbus, July 7, 2001

TOUCHDOWNS

Most Missed Field Goal Return Touchdowns, Season

- 4..... Louisville, 2001
- 3..... Birmingham, 2002
- 3..... San Diego, 2003
- 2..... Wichita, 2003
- 2..... Arkansas, 2003
- 2..... Arkansas, 2002
- 2..... Norfolk, 2002
- 2..... Augusta, 2001
- 2..... Iowa, 2001
- 2..... Quad City, 2001
- 2..... Arkansas, 2000
- 2..... Richmond, 2000
- 2..... Tennessee Valley, 2000

COMBINED RETURNS

Most Combined Return Yardage, Season

- 2563..... Charleston (2198 ko, 365 mfg), 2002
- 2433..... Bossier City (2296 ko, 137 mfg), 2003
- 2416..... Louisville (2009 ko, 407 mfg), 2001
- 2385..... Memphis (2169 ko, 216 mfg), 2001
- 2370..... Hawaii (2092 ko, 278 mfg), 2003
- 2316..... Jacksonville (1877 ko, 439 mfg), 2001
- 2288..... Greensboro (2096 ko, 192 mfg), 2002
- 2254..... Lafayette (1952 ko, 302 mfg), 2001
- 2202..... Richmond (2050 ko, 152 mfg), 2003
- 2198..... Birmingham (1945 ko, 253 mfg), 2000

Most Combined Return Touchdowns, Season

- 12..... Peoria (11 ko, 1 mfg), 2002
- 11..... Birmingham (8 ko, 3 mfg), 2002
- 11..... Louisville (7 ko, 4 mfg), 2001
- 10..... Greensboro (9 ko, 1 mfg), 2002
- 10..... Jacksonville (9 ko, 1 mfg), 2002
- 10..... Birmingham (10 ko, 0 mfg), 2001
- 9..... Tulsa (9 ko, 0 mfg), 2002
- 8..... Arkansas (6 ko, 2 mfg), 2000
- 8..... Birmingham (8 ko, 0 mfg), 2000
- 8..... Cincinnati (8 ko, 0 mfg), 2003

FUMBLES

Most Fumbles, Season

- 48..... Greensboro, 2000
- 46..... Roanoke, 2000
- 43..... Charleston, 2001
- 43..... Columbus, 2001
- 43..... Peoria, 2001
- 41..... Baton Rouge, 2001
- 41..... Carolina, 2001
- 41..... Mobile, 2002
- 41..... Wichita, 2002
- 39..... Carolina, 2002
- 39..... Fresno, 2002
- 38..... Rochester, 2002
- 37..... Tennessee Valley, 2002
- 37..... Memphis, 2001
- 36..... Lafayette, 2001
- 36..... Tallahassee, 2000

Most Fumbles, Game

- 7..... Memphis at Quad City, April 13, 2001
- 7..... Tallahassee at Roanoke, May 13, 2000
- 7..... Pensacola vs. Arkansas, April 15, 2000
- 6..... 14 times; MR: San Diego at Hawaii, June 14, 2002

Most Fumbles Lost, Season

- 33..... Peoria, 2001
- 30..... Fresno, 2002
- 28..... Norfolk, 2002
- 28..... Columbus, 2001
- 28..... Roanoke, 2000
- 27..... Wichita, 2002
- 26..... Mobile, 2002
- 26..... Baton Rouge, 2001
- 26..... Greensboro, 2000
- 26..... Richmond, 2003

Fewest Fumbles Lost, Season

- 5..... Quad City, 2000
- 6..... San Diego, 2003
- 7..... Norfolk, 2003
- 7..... Tulsa, 2003
- 7..... Bakersfield, 2003
- 8..... Arkansas, 2003
- 8..... Arkansas, 2002
- 8..... Bakersfield, 2002
- 9..... Macon, 2003
- 10..... Augusta, 2000

Most Fumbles Lost, Game

- 7..... Memphis at Quad City, April 13, 2001
- 6..... Louisville at Tulsa, May 5, 2001
- 5..... Louisville at Cape Fear, April 5, 2003
- 5..... Birmingham at Florida, May 3, 2003
- 5..... Florida vs. Cape Fear, May 31, 2003
- 5..... Richmond vs. Charleston, June 14, 2003
- 5..... Columbus vs. Macon, July 7, 2001
- 5..... Peoria vs. Arkansas, April 14, 2001
- 5..... Peoria vs. Quad City, July 21, 2001
- 5..... Norfolk vs. Cape Fear, April 6, 2002
- 5..... Wilkes-Barre/Scranton vs. Roanoke, May 4, 2002
- 5..... Mobile at Bossier, May 11, 2002
- 5..... Fresno vs. Bakersfield, July 20, 2002

TURNOVERS

Number of times losing the ball on interceptions and fumbles

Most Turnovers, Season

- 59..... Columbus, 2001
- 58..... Mobile, 2002
- 55..... Lafayette, 2001
- 52..... Peoria, 2001
- 52..... Greensboro, 2000
- 51..... Louisville, 2002
- 51..... Lincoln, 2001
- 50..... Memphis, 2001



2004 Laredo Law Media Guide



49..... Charleston, 2001
 49..... Roanoke, 2000

Fewest Turnovers, Season

9..... Quad City, 2000
 16..... Augusta, 2000
 18..... Bakersfield, 2003
 18..... Quad City, 2003
 18..... Tulsa, 2003
 23..... Norfolk, 2003
 24..... Bakersfield, 2002
 24..... Florida, 2003
 25..... Tulsa, 2002
 25..... Tennessee Valley, 2002
 25..... Mohegan, 2003

PENALTIES

Fewest Penalties, Season

87..... Memphis, 2002
 88..... Fresno, 2002
 88..... Augusta, 2000
 89..... Quad City, 2003
 90..... Tennessee Valley, 2000
 94..... Bakersfield, 2002
 100..... Augusta, 2002
 102..... Augusta, 2001
 103..... Lincoln, 2001
 104..... San Diego, 2002

Most Penalties, Season

190..... Norfolk, 2002
 171..... Jacksonville, 2002
 171..... Tallahassee, 2002
 168..... Richmond, 2002
 164..... Columbus, 2001
 162..... Birmingham, 2001
 161..... Mohegan, 2002
 160..... Tallahassee, 2001
 159..... Carolina, 2001
 157..... Greensboro, 2000
 157..... Richmond, 2000

Most Penalties, Game

23..... Greensboro at Wilkes-Barre/Scranton, May 23, 2003
 22..... Norfolk vs. Mohegan, May 4, 2002
 22..... Tallahassee at Columbus, May 12, 2001
 21..... Richmond at Wilkes-Barre/Scranton, June 27, 2003
 21..... Tallahassee at Jacksonville, July 5, 2002
 21..... Tallahassee vs. Baton Rouge, June 9, 2001
 20..... Jacksonville vs. Columbus, July 13, 2001
 20..... Florida at Tallahassee, May 4, 2001
 20..... Memphis at Iowa, April 28, 2001
 19..... Wilkes-Barre/Scranton vs. Mohegan, July 14, 2002
 19..... Norfolk at Richmond, July 7, 2000

Most Yards Penalized, Season

1406..... Norfolk, 2002
 1316..... Greensboro, 2003
 1293..... Richmond, 2002
 1244..... Jacksonville, 2002
 1233..... Richmond, 2003
 1187..... Greensboro, 2002
 1198..... Jacksonville, 2001
 1156..... Mohegan, 2002
 1104..... Cape Fear, 2002
 1100..... Wilkes-Barre/Scranton, 2002

Most Yards Penalized, Game

183..... Richmond at Greensboro, May 18, 2002
 177..... Jacksonville at Pensacola, June 28, 2002
 170..... Greensboro at Cape Fear, May 20, 2003
 168..... Rochester at Albany, April 27, 2002
 167..... Louisville at Birmingham, June 7, 2002
 159..... Cape Fear at New Haven, April 14, 2002
 153..... Mohegan at Norfolk, May 4, 2002
 149..... Norfolk vs. Mohegan, May 4, 2002

147..... Pensacola at Mobile, June 14, 2002
 145..... Cape Fear at Greensboro, July 11, 2003

DEFENSE

SCORING

Fewest Points Allowed, Season

453..... Quad City, 2001
 474..... Quad City, 2000
 476..... Cape Fear, 2002
 519..... Carolina, 2001
 563..... Richmond, 2002
 567..... Albany, 2002
 582..... Tennessee Valley, 2000
 585..... Augusta, 2000
 597..... Peoria, 2002
 605..... Richmond, 2001

Most Points Allowed, Season

945..... Columbus, 2001
 902..... Fresno, 2002
 901..... Mobile, 2002
 897..... Roanoke, 2000
 893..... Memphis, 2001
 874..... Tallahassee, 2000
 868..... Lafayette, 2001
 856..... Hawaii, 2002
 845..... Bossier City, 2001
 840..... Bossier City, 2003

Fewest Touchdowns Allowed, Season

57..... Quad City, 2001
 59..... Quad City, 2000
 61..... Carolina, 2001
 64..... Tennessee Valley, 2000
 67..... Cape Fear, 2002
 67..... Charleston, 2000
 68..... Augusta, 2000
 72..... Tallahassee, 2001
 74..... Tennessee Valley, 2001
 75..... Norfolk, 2001

Most Touchdowns Allowed, Season

128..... Fresno, 2002
 126..... Mobile, 2002
 120..... Hawaii, 2002
 118..... Memphis, 2002
 118..... Roanoke, 2000
 117..... Greensboro, 2002
 116..... Bossier City, 2003
 116..... Greensboro, 2003
 115..... Louisville, 2002
 114..... Columbus, 2001

NET YARDS ALLOWED RUSHING AND PASSING

Fewest Yards Allowed, Season

2774..... Carolina, 2001
 2957..... Quad City, 2001
 2981..... Cape Fear, 2002
 3158..... Tallahassee, 2001
 3200..... Birmingham, 2002
 3202..... Norfolk, 2001
 3206..... Norfolk, 2000
 3232..... Greensboro, 2001
 3320..... Richmond, 2000
 3330..... Columbus, 2003

Fewest Yards Allowed, Game

36..... Quad City at Iowa, April 21, 2001
 37..... Richmond at Rochester, May 18, 2001
 38..... Wichita vs. Louisville, April 6, 2001
 42..... Tennessee Valley vs. Greensboro, May 12, 2000
 53..... Bossier City vs. Mobile, May 11, 2002
 59..... Quad City vs. Peoria, May 29, 2001
 61..... Arkansas vs. Lafayette, July 14, 2001
 71..... Cape Fear at Norfolk, April 6, 2002
 73..... Carolina at Greensboro, May 19, 2001



2004 Laredo Law Media Guide



73..... Norfolk vs. Greensboro, May 7, 2000
 75..... Norfolk vs. Richmond, April 15, 2000
 75..... Arkansas vs. Charleston, April 8, 2000

Most Yards Allowed, Season

4493..... Fresno, 2002
 4472..... Birmingham, 2000
 4421..... New Haven, 2002
 4414..... Tulsa, 2000
 4385..... Roanoke, 2000
 4373..... Pensacola, 2000
 4339..... Tulsa, 2003
 4330..... Greensboro, 2002
 4318..... Arkansas, 2002
 4318..... Hawaii, 2002

Most Yards Allowed, Game

461..... Birmingham vs. Tallahassee, June 2, 2000
 440..... Tulsa vs. Arkansas, May 11, 2002
 427..... Tulsa at Tallahassee, July 28, 2000
 408..... Iowa at Quad City, June 16, 2001
 408..... Birmingham at Tennessee Valley, July 7, 2001
 402..... Lafayette vs. Arkansas, July 7, 2001
 397..... Arkansas vs. Tulsa, June 22, 2002
 378..... Birmingham at Tennessee Valley, July 15, 2000
 377..... Birmingham vs. Arkansas, June 9, 2000
 376..... Carolina vs. Norfolk, June 3, 2000
 375..... Bossier City at Wichita, May 26, 2001
 373..... Florida at Baton Rouge, June 2, 2001

RUSHING

Fewest Yards Allowed, Rushing, Season

133..... Quad City, 2000
 142..... Peoria, 2001
 169..... Tallahassee, 2002
 185..... Richmond, 2000
 191..... Quad City, 2001
 197..... Charleston, 2003
 214..... Tennessee Valley, 2003
 221..... Columbus, 2003
 225..... Carolina, 2001
 232..... Macon, 2003

Most Yards Allowed, Rushing, Season

726..... Arkansas, 2002
 696..... Columbus, 2001
 627..... Wilkes-Barre/Scranton, 2002
 611..... Greensboro, 2002
 607..... Rochester, 2001
 595..... Quad City, 2003
 583..... Louisville, 2001
 544..... Fresno, 2002
 520..... Pensacola, 2002
 515..... Carolina, 2002
 515..... Arkansas, 2001

Fewest Touchdowns Allowed, Rushing, Season

11..... Quad City, 2000
 12..... Augusta, 2000
 13..... Pensacola, 2001
 13..... Quad City, 2001
 13..... Arkansas, 2000
 14..... Carolina, 2001
 16..... Bossier City, 2002
 16..... Carolina, 2000
 16..... Charleston, 2003
 16..... Cincinnati, 2003
 17..... Tallahassee, 2002

Most Touchdowns Allowed, Rushing, Season

48..... Columbus, 2001
 40..... Mobile, 2002
 39..... Memphis, 2001
 36..... Wilkes-Barre/Scranton, 2002
 36..... Tallahassee, 2000
 35..... Arkansas, 2002
 34..... Norfolk, 2002
 34..... San Diego, 2002

33..... Florida, 2003
 33..... Richmond, 2003
 33..... Greensboro, 2003
 33..... Greensboro, 2002
 33..... Mohegan, 2002

PASSING

Fewest Yards Allowed, Passing, Season

2549..... Carolina, 2001
 2666..... Cape Fear, 2002
 2719..... Norfolk, 2001
 2738..... Greensboro, 2001
 2766..... Quad City, 2001
 2857..... Norfolk, 2000
 2882..... Richmond, 2001
 2888..... Tennessee Valley, 2001
 2918..... Tallahassee, 2001
 2924..... Birmingham, 2002

Most Yards Allowed, Passing, Season

4144..... Tulsa, 2000
 4088..... Roanoke, 2000
 4020..... Birmingham, 2000
 3987..... Macon, 2002
 3986..... New Haven, 2002
 3964..... Pensacola, 2000
 3962..... Tulsa, 2001
 3949..... Fresno, 2002
 3934..... Hawaii, 2002
 3915..... Wilkes-Barre/Scranton, 2003

Fewest Touchdowns Allowed, Passing, Season

38..... Cape Fear, 2002
 44..... Quad City, 2001
 45..... Norfolk, 2001
 45..... Tennessee Valley, 2000
 47..... Richmond, 2002
 47..... Carolina, 2001
 48..... Quad City, 2000
 49..... Birmingham, 2002
 50..... Roanoke, 2001
 50..... Florida, 2003

Most Touchdowns Allowed, Passing, Season

91..... Hawaii, 2002
 91..... Roanoke, 2000
 86..... Fresno, 2002
 80..... Wilkes-Barre/Scranton, 2003
 80..... Bossier City, 2003
 79..... Tallahassee, 2002
 79..... Lafayette, 2001
 78..... Bossier City, 2001
 77..... Greensboro, 2002
 77..... Birmingham, 2003
 77..... Greensboro, 2003
 76..... Charleston, 2000
 76..... Tulsa, 2000
 75..... Arkansas, 2000

SACKS

Most Sacks, Season

52..... Carolina, 2001
 51..... Arkansas, 2001
 47..... Norfolk, 2001
 47..... Richmond, 2001
 47..... Arkansas, 2000
 46..... Tallahassee, 2002
 46..... Tallahassee, 2001
 45..... Cape Fear, 2002
 44..... Arkansas, 2002
 40..... Quad City, 2001

Fewest Sacks, Season

10..... Lincoln, 2001
 10..... Birmingham, 2000
 10..... Rochester, 2003
 11..... Columbus, 2001
 12..... Cincinnati, 2003



2004 Laredo Law Media Guide



- 12..... Bossier City, 2003
- 13..... Mobile, 2002
- 13..... Roanoke, 2000
- 14..... Green Bay, 2003
- 14..... Columbus, 2003

Most Sacks, Game

- 11..... Richmond at Rochester, May 18, 2001
- 9..... Iowa vs. Memphis, April 28, 2001
- 9..... Arkansas at Pensacola, April 15, 2000
- 8..... Arkansas vs. Lafayette, July 14, 2001
- 8..... Norfolk vs. Greensboro, May 12, 2001
- 8..... Tallahassee at Greensboro, April 7, 2001
- 7..... 11 times; MR: Peoria vs. Louisville, May 25, 2002

INTERCEPTIONS

Most Passes Intercepted, Season

- 36..... Quad City, 2001
- 35..... Birmingham, 2001
- 34..... Charleston, 2003
- 33..... Quad City, 2000
- 33..... Tulsa, 2000
- 30..... Peoria, 2002
- 30..... Richmond, 2001
- 29..... Arkansas, 2001
- 29..... Arkansas, 2000
- 29..... Tennessee Valley, 2000
- 28..... Carolina, 2002
- 28..... Tennessee Valley, 2002
- 28..... Macon, 2001

Fewest Passes Intercepted, Season

- 5..... Fresno, 2002
- 8..... Hawaii, 2002
- 8..... Columbus, 2003
- 9..... Charleston, 2000
- 9..... Bossier City, 2003
- 9..... Richmond, 2003
- 10..... Memphis, 2001
- 11..... Columbus, 2001
- 11..... Green Bay, 2003
- 11..... Cape Fear, 2003

Most Passes Intercepted, Game

- 6..... Augusta vs. Columbus, April 21, 2001
- 6..... Birmingham vs. Lafayette, June 15, 2001
- 6..... Richmond at Charleston, July 21, 2001
- 6..... Quad City at Greensboro, May 26, 2000
- 6..... Mobile vs. Memphis, May 4, 2002
- 5..... Charleston at Cincinnati, April 19, 2003
- 5..... Charleston at Cape Fear, June 28, 2003

- 5..... Macon at Carolina, April 19, 2002
- 5..... Arkansas at Tulsa, May 11, 2002
- 5..... Peoria at Bakersfield, May 18, 2002
- 5..... Quad City vs. Peoria, June 1, 2002
- 5..... Mobile at Jacksonville, July 13, 2002
- 5..... Arkansas at Memphis, May 5, 2001
- 5..... Augusta vs. Columbus, April 21, 2001
- 5..... Tulsa at Charleston, July 15, 2000
- 5..... Pensacola vs. Birmingham, May 26, 2000
- 5..... Arkansas vs. Charleston, April 8, 2000

Most Touchdowns, Returning Interceptions, Season

- 10..... Quad City, 2001
- 8..... Quad City, 2000
- 8..... Tulsa, 2000
- 6..... Arkansas, 2001
- 6..... Birmingham, 2001
- 6..... Bossier City, 2001

- 5..... Jacksonville, 2002
- 5..... Peoria, 2002
- 5..... Carolina, 2001
- 5..... Greensboro, 2001
- 5..... Arkansas, 2000

Most Touchdowns, Returning Interceptions, Game

- 3..... Birmingham vs. Lafayette, June 15, 2001
- 3..... Quad City at Wichita, July 14, 2001
- 2..... Macon vs. Green Bay, April 4, 2003
- 2..... Mohegan vs. Rochester, April 15, 2003
- 2..... Hawaii vs. San Diego, April 26, 2003
- 2..... Wichita at Arkansas, June 21, 2003
- 2..... Arkansas vs. Lafayette, July 14, 2001
- 2..... Richmond vs. Memphis, July 14, 2001
- 2..... Bossier City vs. Lafayette, June 30, 2001
- 2..... Richmond vs. Roanoke, March 20, 2002
- 2..... Albany at Mohegan, April 5, 2002
- 2..... Memphis at Mobile, May 4, 2002
- 2..... Roanoke at Tennessee, June 15, 2002
- 2..... Quad City vs. Louisville, July 13, 2002
- 2..... Carolina vs. Charleston, June 16, 2001
- 2..... Jacksonville at Charleston, June 9, 2001
- 2..... Quad City vs. Arkansas, May 26, 2001
- 2..... Macon at Carolina, May 11, 2001
- 2..... Bossier City at Lincoln, April 14, 2001
- 2..... Tulsa at Charleston, July 15, 2000
- 2..... Arkansas at Jacksonville, June 24, 2000
- 2..... Tulsa at Pensacola, June 10, 2000
- 2..... Quad City at Greensboro, May 26, 2000
- 2..... Tulsa at Tennessee Valley, May 19, 2000

BLOCKED KICKS

Most Blocked Kicks, Season

- 12..... Richmond, 2002
- 8..... Norfolk, 2002
- 6..... Hawaii, 2002
- 6..... Macon, 2002
- 6..... Wilkes-Barre/Scranton, 2002
- 6..... Quad City, 2002
- 6..... Jacksonville, 2001
- 5..... Mohegan, 2002
- 5..... Albany, 2002
- 5..... Norfolk, 2000
- 5..... Tulsa, 2000
- 4..... Bakersfield, 2002
- 4..... Tulsa, 2002
- 4..... Carolina, 2001
- 4..... Norfolk, 2001
- 4..... Arkansas, 2000

Most Blocked Kicks, Game

- 4..... Richmond vs. Roanoke, March 30, 2002
- 3..... Norfolk vs. Richmond, June 11, 2002
- 3..... Richmond vs. Norfolk, April 27, 2002
- 2..... Hawaii at Fresno, March 30, 2002
- 2..... Fresno vs. Hawaii, March 30, 2002
- 2..... Quad City at Louisville, April 12, 2002
- 2..... Bakersfield at Hawaii, April 13, 2002
- 2..... Mohegan vs. Rochester, May 17, 2002
- 2..... Carolina at Norfolk, May 25, 2002
- 2..... Macon at Columbus, May 25, 2002
- 2..... Mohegan vs. Rochester, July 19, 2002
- 2..... Carolina at Greensboro, May 19, 2001
- 2..... Jacksonville at Columbus, April 28, 2001
- 2..... Jacksonville at Roanoke, April 21, 2001
- 2..... Tulsa vs. Richmond, April 24, 2000



2004 Laredo Law Media Guide



2003 af2 Team Post-Season Stats

SCORING OFFENSE	G	TD	XP	2XP	FG	Saf	Pts	Avg
Quad City.....	1	9	7	0	0	0	61	61.0
Tulsa.....	3	25	19	2	2	0	179	59.7
Arkansas.....	3	21	13	3	2	0	151	50.3
Macon.....	4	28	17	2	1	0	192	48.0
Hawaii.....	2	13	10	0	1	2	95	47.5
Tennessee Valley....	2	14	9	1	0	0	95	47.5
Albany.....	1	7	5	0	0	0	47	47.0
Cape Fear.....	1	7	5	0	0	0	47	47.0
Mohegan.....	2	11	8	0	2	0	80	40.0
Florida.....	1	5	5	0	0	0	35	35.0
Wichita.....	1	4	3	0	1	0	30	30.0
Bakersfield.....	1	4	1	0	1	0	28	28.0

RUSHING OFFENSE	G	Att	Yds	Avg	TD	Yds/G
Hawaii.....	2	22	68	3.1	4	34.0
Florida.....	1	5	32	6.4	0	32.0
Tulsa.....	3	28	83	3.0	10	27.7
Mohegan.....	2	16	41	2.6	2	20.5
Arkansas.....	3	29	58	2.0	5	19.3
Cape Fear.....	1	10	18	1.8	3	18.0
Tennessee Valley....	2	13	33	2.5	6	16.5
Macon.....	4	34	66	1.9	10	16.5
Bakersfield.....	1	3	14	4.7	2	14.0
Quad City.....	1	5	13	2.6	3	13.0
Wichita.....	1	8	11	1.4	2	11.0
Albany.....	1	3	8	2.7	2	8.0

SCORING DEFENSE	G	TD	XP	2XP	FG	Saf	Pts	Avg
Bakersfield.....	1	5	3	0	1	0	36	36.0
Tennessee Valley....	2	11	7	1	2	0	81	40.5
Florida.....	1	6	6	0	0	0	42	42.0
Tulsa.....	3	18	11	4	1	0	130	43.3
Hawaii.....	2	12	8	1	2	0	88	44.0
Mohegan.....	2	14	10	0	0	0	94	47.0
Macon.....	4	27	21	1	1	0	188	47.0
Cape Fear.....	1	7	5	0	1	0	50	50.0
Arkansas.....	3	22	15	1	1	0	152	50.7
Wichita.....	1	8	5	0	0	2	57	57.0
Albany.....	1	9	5	0	0	0	59	59.0
Quad City.....	1	9	6	0	1	0	63	63.0

RUSHING DEFENSE	G	Rushes	Yards	Avg.	TD	Yds/G
Hawaii.....	2	10	18	1.8	4	9.0
Tulsa.....	3	19	39	2.1	6	13.0
Tennessee Valley....	2	16	27	1.7	2	13.5
Arkansas.....	3	20	54	2.7	10	18.0
Mohegan.....	2	14	38	2.7	5	19.0
Albany.....	1	11	20	1.8	3	20.0
Florida.....	1	10	21	2.1	3	21.0
Macon.....	4	31	102	3.3	9	25.5
Bakersfield.....	1	14	27	1.9	2	27.0
Quad City.....	1	10	28	2.8	1	28.0
Cape Fear.....	1	9	30	3.3	2	30.0
Wichita.....	1	12	41	3.4	2	41.0

TOTAL OFFENSE	G	Rush	Pass	Plays	Yards	Avg/P	TD	Yds/G
Albany.....	1	8	306	37	314	8.5	7	314.0
Arkansas.....	3	58	795	126	853	6.8	19	284.3
Macon.....	4	66	1046	178	1112	6.2	27	278.0
Mohegan.....	2	41	502	84	543	6.5	10	271.5
Quad City.....	1	13	256	26	269	10.3	9	269.0
Cape Fear.....	1	18	231	46	249	5.4	7	249.0
Tulsa.....	3	83	662	114	745	6.5	24	248.3
Hawaii.....	2	68	425	89	493	5.5	12	246.5
Wichita.....	1	11	223	42	234	5.6	4	234.0
Tennessee Valley....	2	33	402	69	435	6.3	11	217.5
Florida.....	1	32	179	35	211	6.0	4	211.0
Bakersfield.....	1	14	180	43	194	4.5	4	194.0

SCORING (NON-KICK)	G	TD	Rush	Pass	KOR	MFG	I/F	2PT	Pts
Macon.....	4	28	10	17	0	0	1	2	172
Tulsa.....	3	25	10	14	0	0	1	2	154
Arkansas.....	3	21	5	14	1	0	1	3	132
Tennessee Valley....	2	14	6	5	2	0	1	1	86
Hawaii.....	2	13	4	8	0	0	1	0	78
Mohegan.....	2	11	2	8	1	0	0	0	66
Quad City.....	1	9	3	6	0	0	0	0	54
Albany.....	1	7	2	5	0	0	0	0	42
Cape Fear.....	1	7	3	4	0	0	0	0	42
Florida.....	1	5	0	4	0	0	1	0	30
Bakersfield.....	1	4	2	2	0	0	0	0	24
Wichita.....	1	4	2	2	0	0	0	0	24

TOTAL DEFENSE	G	Rush	Pass	Plays	Yards	Avg/P	TD	Yds/G
Bakersfield.....	1	27	187	39	214	5.5	5	214.0
Hawaii.....	2	18	420	77	438	5.7	11	219.0
Arkansas.....	3	54	654	106	708	6.7	22	236.0
Mohegan.....	2	38	436	76	474	6.2	12	237.0
Florida.....	1	21	217	45	238	5.3	5	238.0
Tennessee Valley....	2	27	480	88	507	5.8	10	253.5
Macon.....	4	102	929	153	1031	6.7	25	257.8
Tulsa.....	3	39	756	134	795	5.9	17	265.0
Wichita.....	1	41	229	38	270	7.1	8	270.0
Cape Fear.....	1	30	266	42	296	7.0	7	296.0
Quad City.....	1	28	307	47	335	7.1	7	335.0
Albany.....	1	20	326	44	346	7.9	9	346.0

SCORING (KICKING)	G	PAT	2PAT	FGs	4FGs	Pts
Tulsa.....	3	19-22	0-0	2-5	0-0	25
Macon.....	4	17-24	0-0	1-3	0-0	20
Arkansas.....	3	13-15	0-0	2-7	0-0	19
Mohegan.....	2	8-10	0-0	2-5	0-0	14
Hawaii.....	2	10-13	0-0	1-6	0-0	13
Tennessee Valley....	2	9-13	0-0	0-3	0-0	9
Quad City.....	1	7-7	0-0	0-0	0-0	7
Wichita.....	1	3-4	0-0	1-1	0-0	6
Florida.....	1	5-5	0-0	0-1	0-0	5
Albany.....	1	5-6	0-0	0-0	0-0	5
Cape Fear.....	1	5-6	0-0	0-0	0-0	5
Bakersfield.....	1	1-2	0-0	1-3	0-0	4

PASS OFFENSE	G	Att	Cmp	Int	Pct.	Yds	Avg	TD	Yds/G
Albany.....	1	34	24	0	70.6	306	9.0	5	306.0
Arkansas.....	3	97	60	2	61.9	795	8.2	14	265.0
Macon.....	4	144	90	5	62.5	1046	7.3	17	261.5
Quad City.....	1	21	12	2	57.1	256	12.2	6	256.0
Mohegan.....	2	68	39	3	57.4	502	7.4	8	251.0
Cape Fear.....	1	36	26	0	72.2	231	6.4	4	231.0
Wichita.....	1	34	17	1	50.0	223	6.6	2	223.0
Tulsa.....	3	86	50	0	58.1	662	7.7	14	220.7
Hawaii.....	2	67	33	1	49.3	425	6.3	8	212.5
Tennessee Valley....	2	56	34	3	60.7	402	7.2	5	201.0
Bakersfield.....	1	40	18	2	45.0	180	4.5	2	180.0
Florida.....	1	30	14	3	46.7	179	6.0	4	179.0

PASS RATING	G	Att	Cmp	Pct	Int	Yds	TD	Rat.
Albany.....	1	34	24	.706	0	321	5	137.0
Tulsa.....	3	86	50	.581	0	676	14	122.9
Cape Fear.....	1	36	26	.722	0	245	4	118.4
Arkansas.....	3	97	60	.619	2	813	14	116.0
Quad City.....	1	21	12	.571	2	256	6	100.5
Macon.....	4	144	90	.625	5	1046	17	99.5
Hawaii.....	2	67	33	.493	1	448	8	94.6
Mohegan.....	2	68	39	.574	3	512	8	92.3
Tennessee Valley....	2	56	34	.607	3	402	5	82.6
Wichita.....	1	34	17	.500	1	223	2	73.5
Florida.....	1	30	14	.467	3	188	4	60.8
Bakersfield.....	1	40	18	.450	2	192	2	51.2

PASS DEFENSE	G	Att	Cmp	Int	Pct.	Yds	Avg	TD	Yds/G
Bakersfield.....	1	25	13	2	52.0	187	7.5	3	187.0
Hawaii.....	2	67	34	1	50.7	420	6.3	7	210.0
Florida.....	1	35	24	2	68.6	217	6.2	2	217.0
Mohegan.....	2	62	40	1	64.5	436	7.0	7	218.0
Arkansas.....	3	86	44	4	51.2	654	7.6	12	218.0
Wichita.....	1	26	16	0	61.5	229	8.8	6	229.0
Macon.....	4	122	77	5	63.1	929	7.6	16	232.2
Tennessee Valley....	2	72	42	4	58.3	480	6.7	8	240.0
Tulsa.....	3	115	63	1	54.8	756	6.6	11	252.0
Cape Fear.....	1	33	19	2	57.6	266	8.1	5	266.0
Quad City.....	1	37	24	0	64.9	307	8.3	6	307.0
Albany.....	1	33	21	0	63.6	326	9.9	6	326.0

PASS DEF RATING	G	Att	Cmp	Int	Pct.	Yds	TD	Rat.
Bakersfield.....	1	25	13	2	52.0	187	3	73.2
Florida.....	1	35	24	2	68.6	217	2	75.5
Tennessee Valley....	2	72	42	4	58.3	490	8	83.7
Hawaii.....	2	67	34	1	50.7	420	7	90.4
Arkansas.....	3	86	44	4	51.2	673	12	92.8
Tulsa.....	3	115	63	1	54.8	785	11	96.5
Cape Fear.....	1	33	19	2	57.6	266	5	96.3
Macon.....	4	122	77	5	63.1	960	16	103.2
Mohegan.....	2	62	40	1	64.5	450	7	107.6
Wichita.....	1	26	16	0	61.5	229	6	129.6
Quad City.....	1	37	24	0	64.9	319	6	131.6
Albany.....	1	33	21	0	63.6	326	6	135.9



2004 Laredo Law Media Guide



KICKOFF RETURNS	G	Ret	Yds	TD	Avg
Tennessee Valley....	2	10	316	2	31.6
Quad City.....	1	7	171	0	24.4
Arkansas.....	3	17	337	1	19.8
Albany.....	1	10	192	0	19.2
Hawaii.....	2	14	268	0	19.1
Cape Fear.....	1	5	90	0	18.0
Mohegan.....	2	10	178	1	17.8
Tulsa.....	3	19	332	0	17.5
Macon.....	4	25	434	0	17.4
Bakersfield.....	1	6	77	0	12.8
Florida.....	1	4	46	0	11.5
Wichita.....	1	7	73	0	10.4

MFG RETURNS	G	Ret	Yds	TD	Avg
Wichita.....	1	1	26	0	26.0
Arkansas.....	3	3	45	0	15.0
Hawaii.....	2	2	27	0	13.5
Macon.....	4	2	23	0	11.5
Mohegan.....	2	1	10	0	10.0
Tulsa.....	3	2	19	0	9.5
Tennessee Valley....	2	2	16	0	8.0
Bakersfield.....	1	0	0	0	0.0
Cape Fear.....	1	0	0	0	0.0
Albany.....	1	0	0	0	0.0
Florida.....	1	0	0	0	0.0
Quad City.....	1	0	0	0	0.0

TURNOVER MARGIN	G	--Gained--			---Lost---			Mar	Per/G
		Fum	Int	Tot	Fum	Int	Tot		
Cape Fear.....	1	1	2	3	1	0	1	+2	2.00
Arkansas.....	3	0	4	4	0	2	2	+2	0.67
Tennessee Valley....	2	0	4	4	0	3	3	+1	0.50
Tulsa.....	3	3	1	4	3	0	3	+1	0.33
Macon.....	4	2	5	7	1	5	6	+1	0.25
Hawaii.....	2	4	1	5	4	1	5	+0	0.00
Bakersfield.....	1	0	2	2	0	2	2	+0	0.00
Mohegan.....	2	1	1	2	1	3	4	-2	-1.00
Albany.....	1	0	0	0	1	0	1	-1	-1.00
Wichita.....	1	2	0	2	2	1	3	-1	-1.00
Florida.....	1	0	2	2	0	3	3	-1	-1.00
Quad City.....	1	0	0	0	0	2	2	-2	-2.00

FIELD GOALS	G	FGM-ATT	Pct	4FGM-ATT	Pct
Wichita.....	1	1-1	1.000	0-0	.000
Tulsa.....	3	2-5	.400	0-0	.000
Mohegan.....	2	2-5	.400	0-0	.000
Macon.....	4	1-3	.333	0-0	.000
Bakersfield.....	1	1-3	.333	0-0	.000
Arkansas.....	3	2-7	.286	0-0	.000
Hawaii.....	2	1-6	.167	0-0	.000
Albany.....	1	0-0	.000	0-0	.000
Quad City.....	1	0-0	.000	0-0	.000
Tennessee Valley....	2	0-3	.000	0-0	.000
Florida.....	1	0-1	.000	0-0	.000
Cape Fear.....	1	0-0	.000	0-0	.000

PAT KICKING	G	PAT-ATT	Pct	2PAT-ATT	Pct
Quad City.....	1	7-7	1.000	0-0	.000
Florida.....	1	5-5	1.000	0-0	.000
Arkansas.....	3	13-15	.867	0-0	.000
Tulsa.....	3	19-22	.864	0-0	.000
Cape Fear.....	1	5-6	.833	0-0	.000
Albany.....	1	5-6	.833	0-0	.000
Mohegan.....	2	8-10	.800	0-0	.000
Hawaii.....	2	10-13	.769	0-0	.000
Wichita.....	1	3-4	.750	0-0	.000
Macon.....	4	17-24	.708	0-0	.000
Tennessee Valley....	2	9-13	.692	0-0	.000
Bakersfield.....	1	1-2	.500	0-0	.000

SACKS BY	G	Sacks	Yards
Tulsa.....	3	5	29
Macon.....	4	5	31
Arkansas.....	3	4	19
Tennessee Valley....	2	2	10
Mohegan.....	2	2	14
Quad City.....	1	2	12
Hawaii.....	2	0	0
Albany.....	1	0	0
Wichita.....	1	0	0
Bakersfield.....	1	0	0
Cape Fear.....	1	0	0
Florida.....	1	0	0

SACKS AGAINST	G	Sacks	Yards
Quad City.....	1	0	0
Tennessee Valley....	2	0	0

Wichita.....	1	0	0
Macon.....	4	0	0
Mohegan.....	2	2	10
Florida.....	1	2	9
Bakersfield.....	1	2	12
Albany.....	1	2	15
Cape Fear.....	1	2	14
Tulsa.....	3	3	14
Arkansas.....	3	3	18
Hawaii.....	2	4	23

FIRST DOWNS	G	Rush	Pass	Pen	Total
Macon.....	4	4	53	16	73
Arkansas.....	3	6	38	22	66
Tulsa.....	3	8	31	11	50
Hawaii.....	2	4	25	7	36
Mohegan.....	2	4	18	12	34
Tennessee Valley....	2	0	20	5	25
Albany.....	1	0	18	7	25
Cape Fear.....	1	5	14	3	22
Bakersfield.....	1	1	12	6	19
Florida.....	1	2	12	3	17
Wichita.....	1	3	10	3	16
Quad City.....	1	0	12	4	16

OPPONENT 1ST DOWNS	G	Rush	Pass	Pen	Total
Florida.....	1	3	11	2	16
Cape Fear.....	1	2	10	6	18
Quad City.....	1	2	13	3	18
Bakersfield.....	1	2	7	10	19
Wichita.....	1	3	13	4	20
Albany.....	1	0	17	4	21
Hawaii.....	2	3	18	6	27
Mohegan.....	2	5	23	5	33
Tennessee Valley....	2	2	19	13	34
Arkansas.....	3	7	34	18	59
Tulsa.....	3	4	44	15	63
Macon.....	4	4	54	13	71

PENALTIES	G	No	Yds	Avg/G
Florida.....	1	5	31	31.0
Cape Fear.....	1	6	38	38.0
Albany.....	1	7	40	40.0
Wichita.....	1	7	40	40.0
Quad City.....	1	6	68	68.0
Bakersfield.....	1	15	82	82.0
Hawaii.....	2	12	105	52.5
Tennessee Valley....	2	21	118	59.0
Mohegan.....	2	22	132	66.0
Macon.....	4	28	156	39.0
Tulsa.....	3	23	203	67.7
Arkansas.....	3	41	283	94.3

OPPONENT PENALTIES	G	No	Yds	Avg/G
Wichita.....	1	5	17	17.0
Florida.....	1	7	28	28.0
Bakersfield.....	1	11	55	55.0
Albany.....	1	10	66	66.0
Cape Fear.....	1	13	71	71.0
Hawaii.....	2	12	83	41.5
Tennessee Valley....	2	14	93	46.5
Mohegan.....	2	15	94	47.0
Quad City.....	1	16	161	161.0
Tulsa.....	3	27	185	61.7
Macon.....	4	33	208	52.0
Arkansas.....	3	30	235	78.3

RED ZONE OFFENSE	G	RedZone	Percent	Tds	R/P	FG-AT	Fumb/Int/Downs/Other
Cape Fear.....	1	5-5	100.0	5	3/2	0-0	0/ 0/ 0/ 0
Quad City.....	1	3-3	100.0	3	3/0	0-0	0/ 0/ 0/ 0
Macon.....	4	18-21	85.7	17	6/11	1-3	0/ 0/ 0/ 1
Tulsa.....	3	16-19	84.2	15	10/5	1-1	2/ 0/ 0/ 1
Tennessee Valley....	2	8-10	80.0	8	6/2	0-0	0/ 1/ 1/ 0
Hawaii.....	2	7-9	77.8	6	4/2	1-1	1/ 1/ 0/ 0
Arkansas.....	3	12-16	75.0	11	5/6	1-4	0/ 1/ 0/ 0
Wichita.....	1	3-4	75.0	3	2/1	0-0	0/ 0/ 0/ 1
Bakersfield.....	1	2-3	66.7	2	1/1	0-0	0/ 1/ 0/ 0
Albany.....	1	7-11	63.6	7	2/5	0-0	1/ 0/ 2/ 1
Mohegan.....	2	3-5	60.0	2	2/0	1-2	0/ 1/ 0/ 0
Florida.....	1	0-0	0.0	0	0/0	0-0	0/ 0/ 0/ 0

RED ZONE DEFENSE	G	RedZone	Percent	Tds	R/P	FG-AT	Fumb/Int/Downs/Other
Florida.....	1	0-0	0.0	0	0/0	0-0	0/ 0/ 0/ 0
Bakersfield.....	1	3-7	42.9	3	2/1	0-3	0/ 1/ 0/ 0
Macon.....	4	16-23	69.6	15	9/6	1-1	2/ 1/ 3/ 1
Cape Fear.....	1	3-4	75.0	2	2/0	1-1	0/ 1/ 0/ 0
Tulsa.....	3	9-12	75.0	8	5/3	1-2	1/ 1/ 0/ 0
Hawaii.....	2	9-11	81.8	9	4/5	0-0	1/ 0/ 0/ 1
Albany.....	1	9-11	81.8	9	3/6	0-1	0/ 0/ 0/ 1
Arkansas.....	3	11-13	84.6	11	9/2	0-0	0/ 1/ 0/ 1
Tennessee Valley....	2	8-9	88.9	7	2/5	1-2	0/ 0/ 0/ 0
Wichita.....	1	3-3	100.0	3	2/1	0-0	0/ 0/ 0/ 0
Quad City.....	1	5-5	100.0	4	1/3	1-1	0/ 0/ 0/ 0
Mohegan.....	2	8-8	100.0	8	5/3	0-0	0/ 0/ 0/ 0



2004 Laredo Law Media Guide



2003 af2 Individual Post-Season Stats

SCORING	Team	G	TD	XPT	FG	Pts
STRICKLAND, Craig...	TUL	3	8	0	0	48
WILLIAMS, Kevin.....	ARK	3	8	0	0	48
LONG, Mel.....	MHG	2	7	0	0	42
ALFRED, Jermain.....	MAC	3	6	2	0	38
ALLNER, Mitch.....	TUL	3	6	0	0	36
NEAL, Tremaine.....	MAC	4	5	0	0	30
HEWITT, Jeff.....	QUA	1	5	0	0	30
FONTAINE, Tacom.....	TUL	3	4	2	0	26
JOHNSON, Lennie.....	ARK	3	4	2	0	26
DODSON, Tony.....	TUL	3	0	19	2	25

SCORING (TDs)	Team	G	TD	Rush	Pass	Ret	PAT	Pts
STRICKLAND, Craig...	TUL	3	8	8	0	0	0	48
WILLIAMS, Kevin.....	ARK	3	8	1	7	0	0	48
LONG, Mel.....	MHG	2	7	0	7	0	0	42
ALFRED, Jermain.....	MAC	3	6	6	0	0	1	38
ALLNER, Mitch.....	TUL	3	6	0	6	0	0	36
HEWITT, Jeff.....	QUA	1	5	0	5	0	0	30
NEAL, Tremaine.....	MAC	4	5	0	5	0	0	30
JOHNSON, Lennie.....	ARK	3	4	0	3	1	1	26
FONTAINE, Tacom.....	TUL	3	4	1	3	0	1	26
WORTHY, Reggie.....	TEN	2	4	4	0	0	0	24

SCORING (KICK)	Team	G	PATs	2PAT	FGs	4FG	Pts
DODSON, Tony.....	TUL	3	19-22	0-0	2-5	0-0	25
WILSON, Wesley.....	MAC	4	17-24	0-0	1-3	0-0	20
NORRIS, Mark.....	ARK	3	13-15	0-0	2-7	0-0	19
NAEHU, Kimo.....	HAW	2	10-13	0-0	1-6	0-0	13
LEWIS, Mark.....	TEN	2	9-13	0-0	0-3	0-0	9
SAVICH, Paul.....	QUA	1	7-7	0-0	0-0	0-0	7
CORSE, Jason.....	WIC	1	3-4	0-0	1-1	0-0	6
GOPF, Matt.....	CPF	1	5-6	0-0	0-0	0-0	5
KORNBLUE, Brandon...	FLO	1	5-5	0-0	0-1	0-0	5
EHMKE, Rich.....	ALB	1	5-6	0-0	0-0	0-0	5

PASS RATING	Team	G	Att	Cmp	Int	Pct.	Yds	TD	Rat.
VENA, Ryan.....	ALB	1	34	24	0	70.6	321	5	137.0
STRICKLAND, Craig...	TUL	3	86	50	0	58.1	676	14	122.9
HEBERT, Ricky.....	ARK	3	96	60	1	62.5	813	14	121.6
SNYDER, Bryan.....	CPF	1	36	26	0	72.2	245	4	118.4
ARCENEAUX, Darn.....	HAW	2	59	32	1	54.2	440	8	105.2
ZIMMERMAN, Tony.....	QUA	1	21	12	2	57.1	256	6	100.5
SMITH, Greg.....	MHG	2	63	36	3	57.1	467	8	92.5
ALFRED, Jermain.....	MAC	3	111	69	5	62.2	720	11	86.9
DOVER, Jeff.....	BAK	1	5	1	0	20.0	6	1	79.2
SAUK, Matt.....	TEN	2	55	33	3	60.0	397	4	77.6

RUSHING	Team	G	Att	Yds	Avg	TD	Yds/G
STRICKLAND, Craig...	TUL	3	17	33	1.9	8	11.0
MARTIN, Corky.....	TUL	3	5	33	6.6	0	11.0
JONES, LaJhon.....	MHG	2	12	32	2.7	1	16.0
WHITE, Josh.....	HAW	2	7	30	4.3	1	15.0
ALFRED, Jermain.....	MAC	3	12	29	2.4	6	9.7
ARCENEAUX, Darn.....	HAW	2	11	24	2.2	3	12.0
FROST, Johnny.....	FLO	1	1	20	20.0	0	20.0
NOTOA, Vai.....	HAW	2	2	19	9.5	0	9.5
DOUZART, Byron.....	MAC	4	7	19	2.7	2	4.8
MAFFETT, Dedric.....	TEN	2	3	18	6.0	1	9.0

RECEPTIONS	Team	G	Rec	Yds	TD	Avg/C	Rec/G
NEAL, Tremaine.....	MAC	4	26	270	5	10.4	6.50
SNEAD, Anthony.....	MAC	4	24	371	4	15.5	6.00
WILLIAMS, Kevin.....	ARK	3	22	343	7	15.6	7.33
LONG, Mel.....	MHG	2	18	287	7	15.9	9.00
FONTAINE, Tacom.....	TUL	3	16	225	3	14.1	5.33
ALLNER, Mitch.....	TUL	3	16	220	6	13.8	5.33
RUMPH, Jacques.....	MAC	3	15	180	3	12.0	5.00
AKIONA, Randyn.....	MAC	4	14	118	3	8.4	3.50
WORTHY, Reggie.....	TEN	2	13	135	0	10.4	6.50
JOHNSON, Lennie.....	ARK	3	11	163	3	14.8	3.67

RECEIVE YDS/GAME	Team	G	Rec	Yds	TD	Avg/C	Yds/G
SNEAD, Anthony.....	MAC	4	24	371	4	15.5	92.8
WILLIAMS, Kevin.....	ARK	3	22	343	7	15.6	114.3
LONG, Mel.....	MHG	2	18	287	7	15.9	143.5
NEAL, Tremaine.....	MAC	4	26	270	5	10.4	67.5
FONTAINE, Tacom.....	TUL	3	16	225	3	14.1	75.0
ALLNER, Mitch.....	TUL	3	16	220	6	13.8	73.3
RUMPH, Jacques.....	MAC	3	15	180	3	12.0	60.0
BRANCH, Darrick.....	HAW	2	10	164	3	16.4	82.0
JOHNSON, Lennie.....	ARK	3	11	163	3	14.8	54.3
HEWITT, Jeff.....	QUA	1	7	144	5	20.6	144.0

INTERCEPT/GAME	Team	G	Int	Yds	TD
CARTER, Kahlil.....	ARK	3	2	39	0
MYLES, Delvin.....	BAK	1	2	11	0
COOLEY, Reggie.....	ARK	3	2	5	1
SMALLS, Denario.....	MAC	4	2	1	0
SUTTON, Terrell.....	FLO	1	1	39	1
HALL, Calvin.....	TEN	2	1	36	1
STABLER, Roy.....	FLO	1	1	28	0
HUNT, Al.....	TUL	3	1	17	0
SUGGS, Kelvin.....	CPF	1	1	14	0
TODD, Joseph.....	TEN	2	1	13	0

KICKOFF RETURN AVG	Team	G	Ret	Yds	TD	Avg
JAMES, Jerrian.....	TEN	2	5	174	1	34.8
ALLNER, Mitch.....	TUL	3	4	118	0	29.5
GALLOWAY, Mitch.....	CPF	1	3	86	0	28.7
JONES, Jim.....	ALB	1	4	100	0	25.0
JOHNSON, Lennie.....	ARK	3	9	221	1	24.6
HEWITT, Jeff.....	QUA	1	7	171	0	24.4
COMER, Anthony.....	MHG	2	6	137	1	22.8
WORTHY, Reggie.....	TEN	2	4	86	0	21.5
KLANSKI, Eddie.....	HAW	2	14	268	0	19.1
SMALLS, Denario.....	MAC	4	20	381	0	19.0

MFG RETURNS	Team	G	Ret	Yds	TD	Avg
JOURNEY, Johnny.....	WIC	1	1	26	0	26.0
KLANSKI, Eddie.....	HAW	2	2	27	0	13.5

PASSING YARDS	Team	G	Att	Cmp	Int	Pct.	Yds	TD	Avg/G
VENA, Ryan.....	ALB	1	34	24	0	70.6	321	5	321.0
HEBERT, Ricky.....	ARK	3	96	60	1	62.5	813	14	271.0
ZIMMERMAN, Tony.....	QUA	1	21	12	2	57.1	256	6	256.0
SNYDER, Bryan.....	CPF	1	36	26	0	72.2	245	4	245.0
ALFRED, Jermain.....	MAC	3	111	69	5	62.2	720	11	240.0
SMITH, Greg.....	MHG	2	63	36	3	57.1	467	8	233.5
STRICKLAND, Craig...	TUL	3	86	50	0	58.1	676	14	225.3
BUICH, Anthony.....	WIC	1	34	17	1	50.0	223	2	223.0
ARCENEAUX, Darn.....	HAW	2	59	32	1	54.2	440	8	220.0
SAUK, Matt.....	TEN	2	55	33	3	60.0	397	4	198.5

ALL PURPOSE	Team	G	Rush	Rcv	FGR	KR	Yds	Avg/G
WILLIAMS, Kevin.....	ARK	3	-3	343	31	78	449	149.7
FONTAINE, Tacom.....	TUL	3	3	225	0	187	415	138.3
SNEAD, Anthony.....	MAC	4	0	371	0	33	404	101.0
JOHNSON, Lennie.....	ARK	3	1	163	14	221	399	133.0
SMALLS, Denario.....	MAC	4	0	0	0	381	382	95.5
ALLNER, Mitch.....	TUL	3	0	220	19	118	357	119.0
HEWITT, Jeff.....	QUA	1	0	144	0	171	315	315.0
KLANSKI, Eddie.....	HAW	2	0	0	27	268	295	147.5
LONG, Mel.....	MHG	2	0	287	0	4	291	145.5
NEAL, Tremaine.....	MAC	4	0	270	0	0	280	70.0

TOTAL OFFENSE	Team	G	Rush	Pass	Plays	Total	Yds/G
HEBERT, Ricky.....	ARK	3	-3	813	99	810	270.0
ALFRED, Jermain.....	MAC	3	29	720	123	749	249.7
STRICKLAND, Craig...	TUL	3	33	676	103	709	236.3
SMITH, Greg.....	MHG	2	-3	467	65	464	232.0
ARCENEAUX, Darn.....	HAW	2	24	440	70	464	232.0
SAUK, Matt.....	TEN	2	-2	397	56	395	197.5
VENA, Ryan.....	ALB	1	3	321	35	324	324.0
ZIMMERMAN, Tony.....	QUA	1	5	256	24	261	261.0
SNYDER, Bryan.....	CPF	1	0	245	36	245	245.0
BUICH, Anthony.....	WIC	1	-1	223	36	222	222.0

FIELD GOALS	Team	G	FG-ATT	Pct.	4FG-ATT	Pct.
DODSON, Tony.....	TUL	3	2-5	40.0	0-0	0.0
NORRIS, Mark.....	ARK	3	2-7	28.6	0-0	0.0
CORSE, Jason.....	WIC	1	1-1	100.0	0-0	0.0
BAKER, Jon.....	BAK	1	1-3	33.3	0-0	0.0
WILSON, Wesley.....	MAC	4	1-3	33.3	0-0	0.0
NAEHU, Kimo.....	HAW	2	1-6	16.7	0-0	0.0
KORNBLUE, Brandon...	FLO	1	0-1	0.0	0-0	0.0
LEWIS, Mark.....	TEN	2	0-3	0.0	0-0	0.0

PAT KICKING	Team	G	PATs	Pct.	2-PATs	Pct.
DODSON, Tony.....	TUL	3	19-22	86.4	0-0	0.0
WILSON, Wesley.....	MAC	4	17-24	70.8	0-0	0.0
NORRIS, Mark.....	ARK	3	13-15	86.7	0-0	0.0
NAEHU, Kimo.....	HAW	2	10-13	76.9	0-0	0.0
LEWIS, Mark.....	TEN	2	9-13	69.2	0-0	0.0
SAVICH, Paul.....	QUA	1	7-7	100.0	0-0	0.0
KORNBLUE, Brandon...	FLO	1	5-5	100.0	0-0	0.0



2004 Laredo Law Media Guide



GOFF, Matt.....	CPF	1	5-6	83.3	0-0	0.0
EHMKE, Rich.....	ALB	1	5-6	83.3	0-0	0.0
CORSE, Jason.....	WIC	1	3-4	75.0	0-0	0.0

FUMBLES FORCED

Player	Team	Num
KLANESKI, Eddie	HAW	3
JONES, Jarrett	MAC	1
WALLS, Matt....	TUL	1
CLARK, Aleric..	TUL	1
SOLOMON, Kwesi.	MHG	1
ARCENEUX, Ant-	HAW	1
AKIONA, Randyn.	MAC	1
MASTERS, Travis	TUL	1
MITCHELL, Drew.	WIC	1
HAYES, Marc....	MHG	1
BEAMON, Elijah.	ALB	1
TUIA, Mose.....	HAW	1
CARAWAY, Mike..	MAC	1
PATTERSON, Xav.	TEN	1
TAYLOR, Gladsto	TUL	1

FUMBLES RCVD

Player	Team	Num
SATOMI, Kohei..	HAW	2
WHITE, Isaac...	HAW	1
RICHARDSON, Ram	TUL	1
PERRY, Wilmont.	CPF	1
HAYES, Marc....	MHG	1
DOUZART, Byron.	MAC	1
BALOUS, Johnny.	TUL	1
ROE, Morrie...	HAW	1
ALLNER, Mitch..	TUL	1
CORSE, Jason...	WIC	1
MITCHELL, Drew.	WIC	1

TACKLES FOR LOSS

Player	Team	Num
LEUNG'WAI, Rick	BAK	2.5
POWELL, Sean...	MAC	2.0
BURKS, Federick	ARK	2.0
COOK, Charlie..	MHG	2.0
DOUZART, Byron.	MAC	2.0
ONAININDIA, Nick.	BAK	1.5
BURNETT, Will..	ALB	1.5
SMITH, Cory....	MAC	1.0
ALLNER, Mitch..	TUL	1.0
BERGER, Jason..	MAC	1.0
COMER, Anthony.	MHG	1.0
HANNAH, Tito...	MAC	1.0
FRANCIS, Asa...	QUA	1.0
SCHNECKLOTH, TJ	QUA	1.0
BALOUS, Johnny.	TUL	1.0

PASSES DEFENDED

Player	Team	Brup	Int	Total
CARTER, Kahlil....	ARK	8	2	10
TODD, Joseph.....	TEN	6	1	7
SMALLS, Denario...	MAC	5	2	7
HOLLINQUEST, Larry..	TUL	5	0	5
CAMPBELL, Marcus...	ARK	4	0	4
COOLEY, Reggie.....	ARK	2	2	4
MYLES, Delvin.....	BAK	1	2	3
JONES, J'Sharlon...	BAK	3	0	3
DANIELS, Brandon...	TUL	3	0	3
SATOMI, Kohei.....	HAW	2	1	3
SEBASTIEN, All.....	MHG	3	0	3
HUNT, Al.....	TUL	2	1	3
HALL, Calvin.....	TEN	1	1	2
COMER, Anthony.....	MHG	2	0	2
EVANS, Mario.....	MAC	1	1	2

Individual Statistics August 23, 2003

TACKLES

Player	Team	G	UA	A	Total	Sacks
--------	------	---	----	---	-------	-------

SMALLS, Denario	MAC	4	19	4	21.0	0.0
HOLLINQUEST, La	TUL	3	15	8	19.0	0.0
CARAWAY, Mike..	MAC	4	15	5	17.5	0.0
DANIELS, Brando	TUL	3	12	5	14.5	0.0
TODD, Joseph...	TEN	2	12	4	14.0	0.0
NEAL, Tremaine.	MAC	4	9	10	14.0	0.0
CARTER, Kahlil.	ARK	3	12	2	13.0	0.0
HUNT, Al.....	TUL	3	9	5	11.5	0.0
COMER, Anthony.	MHG	2	8	4	10.0	0.0
HANNAH, Tito...	MAC	4	5	10	10.0	1.0
DOUZART, Byron.	MAC	4	8	4	10.0	2.0
SEBASTIEN, All.	MHG	2	8	4	10.0	0.0
BAILEY, Bruce..	ARK	3	7	4	9.0	0.0
JAMES, Jerrian.	TEN	2	7	4	9.0	0.0
CLARK, Aleric..	TUL	3	9	0	9.0	0.0
FENCEROY, Leo..	QUA	1	8	2	9.0	0.0
BEAMON, Elijah.	ALB	1	7	3	8.5	0.0
JOHNSON, Lennie	ARK	3	7	2	8.0	0.0
AKIONA, Randyn.	MAC	4	4	8	8.0	0.0
KLANESKI, Eddie	HAW	2	6	4	8.0	0.0
DIXON, Anthony.	FLO	1	7	1	7.5	0.0
CAMPBELL, Marcu	ARK	3	7	1	7.5	0.0
DODGE, Tim....	QUA	1	7	1	7.5	0.0
SATOMI, Kohei..	HAW	2	7	1	7.5	0.0
WHITE, Isaac...	HAW	2	5	4	7.0	0.0
MARTIN, Corky..	TUL	3	4	6	7.0	0.0
MCLAURIN, Carlo	FLO	1	6	2	7.0	0.0
BAILEY, Kenny..	TEN	2	5	3	6.5	0.0
STABLER, Roy...	FLO	1	6	0	6.0	0.0
BRAYBOY, James.	MAC	4	4	4	6.0	0.0
CARTER, Ruben..	MHG	2	4	3	5.5	0.0
JONES, LaJhon..	MHG	2	2	7	5.5	0.0
COOLEY, Reggie.	ARK	3	4	3	5.5	0.0
MASTERS, Travis	TUL	3	2	7	5.5	2.0
STUART, John...	ALB	1	5	1	5.5	0.0
RICKERSON, Kent	CPF	1	3	5	5.5	0.0
DANIELS, Ronney	TEN	2	3	4	5.0	0.0
ARDOIN, Ty....	WIC	1	4	2	5.0	0.0
ALLNER, Mitch..	TUL	3	2	6	5.0	0.0
SUGGS, Kelvin..	CPF	1	3	4	5.0	0.0
PATTERSON, Xav.	TEN	2	4	2	5.0	0.0
SUTTON, Terrell	FLO	1	4	1	4.5	0.0
THOMAS, Danny..	QUA	1	4	1	4.5	0.0
SMITH, Cory....	MAC	4	4	1	4.5	0.5
FRIERSON, York.	BAK	1	4	1	4.5	0.0
ARCENEUX, Ant-	HAW	2	3	3	4.5	0.0
ONAININDIA, Nick.	BAK	1	4	1	4.5	0.0
GOULDE, DeJaun.	CPF	1	2	5	4.5	0.0
JONES, Darrell.	HAW	2	4	1	4.5	0.0
BURRIER, Tony..	QUA	1	1	7	4.5	0.0
SINGFIELD, Dahn	MHG	1	3	2	4.0	0.0
COOPER, Miacah.	MAC	4	3	2	4.0	0.0
WALLS, Matt....	TUL	2	3	2	4.0	0.0
JONES, Jarrett.	MAC	3	3	2	4.0	0.0
COOK, Charlie..	MHG	2	3	2	4.0	2.0
ROSS, Ernest...	TEN	1	4	0	4.0	0.0
BURKS, Fred-...	ARK	2	3	2	4.0	1.0
POWELL, Sean...	MAC	4	3	2	4.0	1.5
MYLES, Delvin..	BAK	1	3	2	4.0	0.0
LEUNG'WAI, Rick	BAK	1	3	2	4.0	0.0

SACKS

Player	Team	G	UA	A	Total
COOK, Charlie..	MHG	2	2	0	2.0
DOUZART, Byron.	MAC	4	2	0	2.0
MASTERS, Travis	TUL	3	2	0	2.0
BURKS, Federick	ARK	1	2	0	2.0
MCMILLAN, Josh.	TUL	2	1	1	1.5
POWELL, Sean...	MAC	4	1	1	1.5
TAYLOR, Gladsto	TUL	3	1	0	1.0
LANCASTER, Sa-	ARK	2	1	0	1.0
FRANCIS, Asa...	QUA	1	1	0	1.0
BURKS, Fred-...	ARK	2	1	0	1.0
HANNAH, Tito...	MAC	4	1	0	1.0
SCHNECKLOTH, TJ	QUA	1	1	0	1.0
SMITH, Cory....	MAC	4	0	1	0.5
PHILLIPS, Eugen	TEN	1	0	1	0.5
DAVIS, John...	TUL	1	0	1	0.5
FREEMAN, Jimmy.	TEN	2	0	1	0.5
JETER, Curtis..	TEN	2	0	1	0.5
STEPHENS, Wes..	TEN	2	0	1	0.5



2004 Laredo Law Media Guide



All-Time af2 Post-Season Records

af2 statistics are compiled by Howe Sportsdata, Inc. and the Automated ScoreBook®

* denotes Arena Cup Championship Game

TEAM RECORDS

SCORING

Most Points, Game

- 80..... Quad City vs. Macon, July 29, 2001
- 79..... Peoria at Birmingham, August 17, 2002
- 76..... Augusta vs. Carolina, August 1, 2000
- 75..... Quad City vs. Norfolk, August 6, 2000
- 70..... Tennessee Valley vs. Tallahassee, July 30, 2001
- 69..... Carolina at Tulsa, July 29, 2001
- 68..... Quad City vs. Tennessee Valley, August 10, 2000*
- 67..... Richmond at Birmingham, July 30, 2001
- 65..... Peoria vs. Florida, August 23, 2002*
- 65..... Birmingham at Tennessee Valley, August 3, 2002

Most Points, Both Teams, Game

- 140..... Augusta (76) vs. Carolina (64), August 1, 2000
- 135..... Quad City (80) vs. Macon (55), July 29, 2001
- 127..... Richmond (67) vs. Birmingham (60), July 30, 2001
- 127..... Quad City (68) vs. Tennessee Valley (59), August 10, 2000*
- 124..... Arkansas (63) at Quad City (61), August 8, 2003
- 122..... Tennessee Valley (70) vs. Tallahassee (52), July 30, 2001
- 116..... Birmingham (65) at Tennessee Valley (51), August 3, 2002
- 115..... Arkansas (52) at Tulsa (63), August 14, 2003
- 112..... Peoria (65) vs. Florida (47), August 23, 2002*
- 112..... Peoria (79) at Birmingham (33), August 17, 2002

Fewest Points, Game

- 12..... San Diego at Peoria, August 10, 2002
- 16..... Carolina at Quad City, August 5, 2001
- 19..... Pensacola at Quad City, August 5, 2000
- 22..... Peoria vs. San Diego, August 10, 2002
- 27..... Bakersfield vs. San Diego, August 3, 2002
- 27..... Norfolk at Quad City, August 6, 2000
- 28..... Macon vs. Florida, August 10, 2002
- 28..... Jacksonville at Norfolk, August 2, 2000
- 28..... Tulsa at Tennessee Valley, August 1, 2000
- 28..... Central Valley at Arkansas, August 2, 2003

Fewest Points, Both Teams, Game

- 34..... Peoria (22) vs. San Diego (12), August 10, 2002
- 51..... Quad City (35) vs. Carolina (16), August 5, 2001
- 64..... Arkansas (36) vs. Central Valley (28), August 2, 2003
- 66..... Tulsa (34) vs. Arkansas (32), August 3, 2002
- 67..... San Diego (40) at Bakersfield (27), August 3, 2002
- 69..... Norfolk (41) vs. Jacksonville (28), August 2, 2000
- 72..... Florida (43) at Cape Fear (29), August 17, 2002
- 72..... Florida (44) at Macon (28), August 10, 2002
- 73..... Peoria (37) vs. Wichita (36), August 3, 2002
- 74..... Quad City (55) vs. Pensacola (19), August 5, 2000

Largest Margin of Victory

- 48..... Quad City (75) vs. Norfolk (27), August 6, 2000
- 46..... Peoria (79) at Birmingham (33), August 17, 2002
- 36..... Quad City (55) vs. Pensacola (19), August 5, 2000
- 34..... Carolina (69) at Tulsa (35), July 29, 2001
- 27..... Hawaii (57) vs. Wichita (30), August 2, 2003
- 25..... Quad City (80) vs. Macon (55), July 29, 2001
- 21..... Tennessee Valley (49) vs. Tulsa (28), August 1, 2000
- 20..... Tulsa (58) vs. Hawaii (38), August 2, 2003
- 19..... Birmingham (53) at Tulsa (34), August 10, 2002
- 19..... Quad City (35) vs. Carolina (16), August 5, 2001

Most Points Each Half

- 1st:..... 41, Birmingham at Richmond, July 30, 2001
- 41, Carolina at Tulsa, July 29, 2001
- 41, Quad City vs. Tennessee Valley, August 10, 2000*
- 41, Augusta vs. Carolina, August 1, 2000
- 2nd:..... 46, Quad City vs. Macon, July 29, 2001

Most Points Each Half, Both Teams

- 1st:..... 72, Quad City (41) vs. Tennessee Valley (31), August 10, 2000*
- 2nd:..... 76, Peoria (42) vs. Florida (34), August 23, 2002*

TOUCHDOWNS

Most Touchdowns, Game

- 12..... Quad City vs. Macon, July 29, 2001
- 11..... Peoria at Birmingham, August 17, 2002
- 11..... Quad City vs. Norfolk, August 6, 2000
- 11..... Augusta vs. Carolina, August 1, 2000
- 10..... Tennessee Valley vs. Tallahassee, July 30, 2001
- 10..... Richmond vs. Birmingham, July 30, 2001
- 10..... Carolina at Tulsa, July 29, 2001
- 10..... Quad City vs. Tennessee Valley, August 10, 2000*
- 7 teams tied with 9 each

SAFETIES

Most Safeties, Game

- 1..... Florida at Peoria, August 23, 2002*
- 1..... Peoria vs. Florida, August 23, 2002*
- 1..... San Diego at Peoria, August 10, 2002
- 1..... Arkansas at Tulsa, August 3, 2002
- 1..... Birmingham at Tennessee Valley, August 3, 2002
- 1..... Cape Fear vs. Richmond, August 3, 2002
- 1..... Richmond vs. Birmingham, July 30, 2001
- 1..... Hawaii vs. Wichita, August 1, 2003
- 1..... Tennessee Valley vs. Tallahassee, July 30, 2001

FIRST DOWNS

Most First Downs, Game

- 29..... Arkansas at Tulsa, August 16, 2003
- 25..... Albany vs. Macon, August 9, 2003
- 24..... Tulsa vs. Arkansas, August 16, 2003
- 24..... Birmingham at Tulsa, August 10, 2002
- 22..... Cape Fear vs. Mohegan, August 2, 2003
- 23..... Tennessee Valley at Quad City, August 10, 2000*
- 22..... Florida at Macon, August 10, 2002
- 22..... Augusta at Macon, August 3, 2002
- 22..... Cape Fear vs. Richmond, August 3, 2002
- 22..... Macon vs. Augusta, August 3, 2002
- 22..... Richmond vs. Birmingham, July 30, 2001
- 22..... Quad City vs. Macon, July 29, 2001

Most First Downs, Passing, Game

- 18..... Albany vs. Macon, August 9, 2003
- 18..... Arkansas at Tulsa, August 16, 2003
- 18..... Tennessee Valley at Quad City, August 10, 2000*
- 17..... Macon at Albany, August 9, 2003
- 17..... Birmingham at Tulsa, August 10, 2002
- 17..... Richmond at Tennessee Valley, August 4, 2001
- 15..... Florida at Macon, August 10, 2002
- 15..... Augusta at Macon, August 3, 2002
- 15..... Richmond at Quad City, August 10, 2001*
- 15..... Quad City vs. Macon, July 29, 2001
- 15..... Augusta vs. Tennessee Valley, August 5, 2000
- 15..... Carolina at Augusta, August 1, 2000

Most First Downs, Rushing, Game

- 9..... Cape Fear vs. Richmond, August 3, 2002
- 7..... Cape Fear vs. Albany, August 10, 2002
- 6..... Tulsa vs. Arkansas, August 16, 2003
- 5..... Cape Fear vs. Mohegan, August 2, 2003



2004 Laredo Law Media Guide



- 5..... Birmingham at Tulsa, August 10, 2002
- 5..... Tulsa vs. Arkansas, August 3, 2002
- 4..... Tulsa vs. Birmingham, August 10, 2002
- 4..... Albany at Cape Fear, August 10, 2002
- 4..... Florida at Tallahassee, August 3, 2002

NET YARDS GAINED

RUSHING AND PASSING

Most Total Net Yards

- 390..... Richmond at Tennessee Valley, August 4, 2001
- 378..... Carolina at Augusta, August 1, 2000
- 359..... Tennessee Valley at Quad City, August 10, 2000*
- 354..... Augusta vs. Carolina, August 1, 2000
- 352..... Augusta vs. Tennessee Valley, August 5, 2000
- 349..... Peoria at Birmingham, August 17, 2002
- 346..... Macon at Albany, August 9, 2003
- 335..... Arkansas at Quad City, August 9, 2003
- 335..... Quad City vs. Macon, July 29, 2001
- 331..... Birmingham at Tulsa, August 10, 2002
- 329..... Tennessee Valley at Augusta, August 5, 2000
- 316..... Richmond vs. Birmingham, July 30, 2001
- 306..... Albany vs. Macon, August 9, 2003
- 304..... Arkansas at Tulsa, August 16, 2003
- 303..... Tallahassee at Tennessee Valley, July 30, 2001
- 298..... Tennessee Valley vs. Richmond, August 4, 2001

RUSHING

Most Attempts, Game

- 21..... Cape Fear vs. Richmond, August 3, 2002
- 19..... Birmingham at Tennessee Valley, August 3, 2002
- 16..... Birmingham at Tulsa, August 10, 2002
- 16..... San Diego at Bakersfield, August 3, 2002
- 14..... Arkansas vs. Bakersfield, August 2, 2003
- 14..... Tulsa vs. Macon, August 23, 2003*
- 13..... Cape Fear vs. Albany, August 10, 2002
- 13..... Florida at Macon, August 10, 2002
- 13..... Florida at Tallahassee, August 3, 2002
- 13..... Rochester at Albany, August 3, 2002
- 13..... Quad City vs. Macon, July 29, 2001
- 13..... Tennessee Valley vs. Tulsa, August 1, 2000

Most Yards Gained, Game

- 79..... Cape Fear vs. Richmond, August 3, 2002
- 62..... Peoria at Birmingham, August 17, 2002
- 49..... Cape Fear vs. Albany, August 10, 2002
- 48..... Birmingham at Tennessee Valley, August 3, 2002
- 48..... Carolina at Tulsa, July 29, 2001
- 47..... Carolina at Quad City, August 5, 2001
- 47..... Norfolk at Quad City, August 6, 2000
- 45..... Tulsa vs. Macon, August 23, 2003*
- 42..... Birmingham at Tulsa, August 10, 2002
- 41..... Florida at Macon, August 10, 2002
- 41..... Hawaii vs. Wichita, August 1, 2003
- 41..... Rochester at Albany, August 3, 2002

Most Touchdowns, Game

- 6..... Cape Fear vs. Richmond, August 3, 2002
- 5..... Birmingham at Tennessee Valley, August 3, 2002
- 5..... Quad City vs. Richmond, August 10, 2001*
- 5..... Tulsa vs. Arkansas, August 16, 2003
- 4..... Cape Fear vs. Albany, August 10, 2002
- 4..... Tulsa vs. Birmingham, August 10, 2002
- 4..... Carolina at Tulsa, July 29, 2001
- 4..... Tennessee Valley vs. Macon, August 14, 2003

PASSING

Most Attempts, Game

- 59..... Pensacola at Quad City, August 2, 2000
- 51..... Tennessee Valley at Quad City, August 10, 2000*
- 50..... Richmond at Tennessee Valley, August 4, 2001
- 47..... Cape Fear vs. Florida, August 17, 2002
- 41..... Tennessee Valley vs. Birmingham, August 3, 2002
- 41..... Tennessee Valley at Augusta, August 5, 2000
- 41..... Hawaii at Tulsa, August 9, 2003

- 40..... Bakersfield at Arkansas, August 2, 2003
- 40..... Peoria vs. San Diego, August 10, 2002
- 40..... Tulsa vs. Birmingham, August 10, 2002
- 40..... Florida at Tallahassee, August 3, 2002
- 40..... Macon at Quad City, July 29, 2001
- 40..... Norfolk at Quad City, August 6, 2000

Most Completions, Game

- 32..... Richmond at Tennessee Valley, August 4, 2001
- 32..... Tennessee Valley at Quad City, August 10, 2000*
- 30..... Cape Fear vs. Florida, August 17, 2002
- 30..... Augusta vs. Tennessee Valley, August 5, 2000
- 28..... Quad City vs. Richmond, August 10, 2001*
- 27..... Tennessee Valley vs. Tallahassee, July 30, 2001
- 27..... Quad City vs. Macon, July 29, 2001
- 27..... Pensacola at Quad City, August 2, 2000
- 26..... Richmond at Quad City, August 10, 2001*
- 26..... Cape Fear vs. Mohegan, August 2, 2003
- 25..... Peoria vs. San Diego, August 10, 2002
- 25..... Tennessee Valley vs. Tulsa, August 1, 2000

Most Yards Gained, Game

- 394..... Richmond at Tennessee Valley, August 4, 2001
- 357..... Tennessee Valley at Quad City, August 10, 2000*
- 343..... Carolina at Augusta, August 1, 2000
- 336..... Augusta vs. Tennessee Valley, August 5, 2000
- 332..... Tennessee Valley at Augusta, August 5, 2000
- 330..... Augusta vs. Carolina, August 1, 2000
- 326..... Macon at Albany, August 9, 2003
- 309..... Quad City vs. Macon, July 29, 2001
- 307..... Arkansas at Quad City, August 9, 2003
- 306..... Albany vs. Macon, August 9, 2003
- 306..... Richmond vs. Birmingham, July 30, 2001

Most Times Sacked, Game

- 5..... Tulsa vs. Carolina, July 29, 2001
- 4..... Hawaii at Tulsa, August 9, 2003
- 4..... Augusta at Macon, August 3, 2002
- 4..... Rochester vs. Albany, August 3, 2002
- 4..... Carolina at Quad City, August 5, 2001
- 4..... Carolina at Tulsa, July 29, 2001
- 4..... Tulsa at Tennessee Valley, August 1, 2000
- 3..... Florida at Peoria, August 23, 2002*
- 3..... Peoria vs. Florida, August 23, 2002*
- 3..... Peoria vs. San Diego, August 10, 2002
- 3..... Tallahassee vs. Florida, August 3, 2002
- 3..... Tennessee Valley at Quad City, August 10, 2000*

KICKOFF RETURNS

Most Attempts, Game

- 10..... Macon at Quad City, July 29, 2001
- 10..... Albany vs. Macon, August 9, 2003
- 9..... Tennessee Valley vs. Birmingham, August 3, 2002
- 9..... Quad City vs. Macon, July 29, 2001
- 8..... Florida at Peoria, August 23, 2002*
- 8..... Birmingham vs. Peoria, August 17, 2002
- 8..... Tallahassee vs. Florida, August 3, 2002
- 8..... Richmond at Quad City, August 10, 2001*
- 8..... Quad City vs. Richmond, August 10, 2001*
- 8..... Quad City vs. Tennessee Valley, August 10, 2000*
- 8..... Norfolk at Quad City, August 6, 2000
- 8..... Hawaii at Tulsa, August 9, 2003

Most Yards, Game

- 257..... Quad City vs. Tennessee Valley, August 10, 2000*
- 206..... Tallahassee vs. Florida, August 3, 2002
- 196..... Tennessee Valley vs. Birmingham, August 3, 2002
- 196..... Arkansas at Quad City, August 9, 2003
- 192..... Albany vs. Macon, August 9, 2003
- 188..... Quad City vs. Macon, July 29, 2001
- 184..... Tulsa vs. Carolina, July 29, 2001
- 179..... Tennessee Valley vs. Macon, August 14, 2003
- 171..... Quad City vs. Arkansas, August 9, 2003
- 170..... Macon at Tulsa, August 23, 2003*
- 170..... Wichita at Peoria, August 3, 2002



2004 Laredo Law Media Guide



- 166..... Quad City vs. Richmond, August 10, 2001*
- 165..... Richmond at Quad City, August 10, 2001*
- 152..... Albany at Cape Fear, August 10, 2002
- 149..... Tulsa vs. Hawaii, August 9, 2003
- 147..... Florida at Peoria, August 23, 2002*

Most Touchdowns, Game

- 2..... Peoria vs. Florida, August 23, 2002*
- 2..... Quad City vs. Tennessee Valley, August 10, 2001*
- 2..... Quad City vs. Norfolk, August 6, 2000
- 1..... Peoria at Birmingham, August 17, 2002
- 1..... Bakersfield vs. San Diego, August 3, 2002
- 1..... Peoria vs. Wichita, August 3, 2002
- 1..... Birmingham at Richmond, July 30, 2001
- 1..... Tulsa vs. Carolina, July 29, 2001
- 1..... Tennessee Valley vs. Macon, August 14, 2003
- 1..... Tennessee Valley vs. Mohegan, August 8, 2003
- 1..... Arkansas at Quad City, August 9, 2003
- 1..... Mohegan at Tennessee Valley, August 8, 2003

MISSED FIELD GOAL RETURNS

Most Attempts, Game

- 3..... Quad City vs. Norfolk, August 6, 2000
- 2..... Cape Fear vs. Albany, August 10, 2002
- 2..... Peoria vs. San Diego, August 10, 2002
- 2..... Albany vs. Rochester, August 3, 2002
- 2..... Rochester at Albany, August 3, 2002
- 2..... San Diego at Bakersfield, August 3, 2002
- 2..... Tennessee Valley vs. Birmingham, August 3, 2002
- 2..... Carolina at Quad City, August 5, 2001
- 2..... Quad City vs. Carolina, August 5, 2001
- 2..... Norfolk vs. Jacksonville, August 2, 2000
- 2..... Tennessee Valley vs. Tulsa, August 1, 2000
- 2..... Arkansas vs. Bakersfield, August 2, 2003
- 2..... Tennessee Valley vs. Mohegan, August 8, 2003
- 2..... Hawaii at Tulsa, August 9, 2003

Most Yards, Game

- 69..... Quad City vs. Carolina, August 5, 2001
- 53..... Quad City vs. Tennessee Valley, August 10, 2000*
- 52..... Quad City vs. Norfolk, August 6, 2000
- 49..... Albany vs. Rochester, August 3, 2002
- 49..... Norfolk vs. Jacksonville, August 2, 2000
- 45..... Carolina at Quad City, August 5, 2001
- 41..... Cape Fear vs. Albany, August 10, 2002
- 40..... Arkansas vs. Bakersfield, August 2, 2003
- 36..... San Diego at Bakersfield, August 3, 2002
- 32..... Macon vs. Augusta, August 3, 2002
- 30..... Jacksonville at Norfolk, August 2, 2000

Most Touchdowns, Game

- 1..... Quad City vs. Carolina, August 5, 2001
- 1..... Quad City vs. Tennessee Valley, August 10, 2000*

COMBINED RETURNS

Most Combined Return Yards, Game

- 316..... Quad City (257 ko, 53 mfg) vs. Tennessee Valley, August 10, 2000*
- 206..... Tallahassee (206 ko, 0 mfg) vs. Florida, August 3, 2002
- 206..... Tennessee Valley (196 ko, 10 mfg) vs. Birmingham, August 3, 2002
- 205..... Quad City (188 ko, 17 mfg) vs. Macon, July 29, 2001
- 196..... Arkansas (196 ko, 0 mfg) at Quad City, August 9, 2003
- 196..... Tulsa (184 ko, 12 mfg) vs. Carolina, July 29, 2001
- 192..... Albany (192 ko, 0 mfg) vs. Macon, August 9, 2003
- 188..... Quad City (188 ko, 0 mfg) vs. Macon, July 29, 2001
- 179..... Tennessee Valley (179 ko, 0 mfg) vs. Macon, August 14, 2003
- 177..... Wichita (170 ko, 7 mfg) at Peoria, August 3, 2002
- 173..... Hawaii (146 ko, 27 mfg) at Tulsa, August 9, 2003
- 171..... Quad City (171 ko, 0 mfg) vs. Arkansas, August 9, 2003

PENALTIES

Most Penalties, Game

- 19..... Richmond at Tennessee Valley, August 4, 2001
- 16..... Arkansas at Quad City, August 9, 2003
- 16..... Birmingham at Richmond, July 30, 2001
- 15..... Bakersfield at Arkansas, August 2, 2003
- 14..... Richmond vs. Birmingham, July 30, 2001
- 14..... Arkansas at Tulsa, August 16, 2003
- 13..... Mohegan at Cape Fear, August 2, 2003
- 12..... Tallahassee at Tennessee Valley, July 30, 2001
- 11..... Cape Fear vs. Albany, August 10, 2002
- 11..... San Diego at Bakersfield, August 3, 2002
- 11..... Carolina at Augusta, August 1, 2000
- 11..... Quad City vs. Macon, July 29, 2001
- 11..... Arkansas vs. Bakersfield, August 2, 2003
- 10..... Albany at Cape Fear, August 10, 2002
- 10..... Augusta at Macon, August 3, 2002
- 10..... Birmingham at Tennessee Valley, August 3, 2002
- 10..... Wichita at Peoria, August 3, 2002
- 10..... Quad City vs. Richmond, August 10, 2001*
- 10..... Quad City vs. Carolina, August 5, 2001
- 10..... Carolina at Tulsa, July 29, 2001
- 10..... Macon at Albany, August 9, 2003

Most Yards Penalized, Game

- 161..... Arkansas at Quad City, August 9, 2003
- 138..... Birmingham at Richmond, July 30, 2001
- 127..... Richmond at Tennessee Valley, August 4, 2001
- 101..... San Diego at Bakersfield, August 3, 2002
- 92..... Richmond vs. Birmingham, July 30, 2001
- 89..... Albany vs. Rochester, August 3, 2002
- 88..... Hawaii at Tulsa, August 9, 2003
- 85..... Tulsa vs. Arkansas, August 16, 2003
- 84..... Wichita at Peoria, August 3, 2002
- 82..... Carolina at Augusta, August 1, 2000
- 82..... Bakersfield at Arkansas, August 2, 2003
- 81..... Cape Fear vs. Albany, August 10, 2002
- 80..... Carolina at Tulsa, July 29, 2001
- 76..... Tallahassee at Tennessee Valley, July 30, 2001
- 76..... Quad City vs. Macon, July 29, 2001

FUMBLES

Most Fumbles, Game

- 5..... Wichita at Hawaii, August 1, 2003
- 5..... Quad City vs. Carolina, August 5, 2001
- 4..... Hawaii at Tulsa, August 9, 2003
- 4..... Florida at Peoria, August 23, 2002*
- 4..... Tulsa vs. Carolina, July 29, 2001
- 4..... Tulsa at Tennessee Valley, August 1, 2000
- 3..... Hawai vs. Wichita, August 1, 2003
- 3..... Birmingham at Tulsa, August 10, 2002
- 3..... Tulsa vs. Arkansas, August 3, 2002
- 3..... Wichita at Peoria, August 3, 2002
- 3..... Tennessee Valley vs. Richmond, August 4, 2001
- 3..... Tallahassee at Tennessee Valley, July 30, 2001
- 3..... Carolina at Quad City, August 5, 2001
- 3..... Macon at Quad City, July 29, 2001
- 3..... Augusta vs. Tennessee Valley, August 5, 2000
- 3..... Tulsa vs. Hawaii, August 9, 2003

Most Fumbles Lost

- 4..... Quad City vs. Carolina, August 5, 2001
- 4..... Tulsa vs. Carolina, July 29, 2001
- 4..... Tulsa at Tennessee Valley, August 1, 2000
- 3..... Wichita at Peoria, August 3, 2002
- 11 teams tied with 2 each

SACKS

Most Sacks by, Game

- 5..... Carolina at Tulsa, July 29, 2001
- 4..... Tulsa vs. Hawaii, August 9, 2003
- 4..... Albany vs. Rochester, August 3, 2002
- 4..... Macon vs. Augusta, August 3, 2002
- 4..... Quad City vs. Carolina, August 5, 2001



2004 Laredo Law Media Guide



- 4..... Tulsa vs. Carolina, July 29, 2001
- 4..... Tennessee Valley vs. Tulsa, August 1, 2000
- 3..... Florida at Peoria, August 23, 2002*
- 3..... Peoria vs. Florida, August 23, 2002*
- 3..... San Diego at Peoria, August 10, 2002
- 3..... Florida at Tallahassee, August 3, 2002
- 3..... Quad City vs. Tennessee Valley, August 10, 2000*

INDIVIDUAL RECORDS

SCORING

POINTS

Most Points, Game

- 30..... Jeff Hewitt, Quad City vs. Arkansas, Aug. 9, 2003
- 30..... Craig Strickland, Tulsa vs. Arkansas, Aug 16, 2003
- 30..... Wayne Thomas, Birmingham at Richmond, July 30, 2001
- 30..... Shon King, Quad City vs. Tennessee Valley, August 10, 2000*
- 30..... Norman Mason, Augusta vs. Carolina, August 1, 2000
- 24..... Herman Bell, Birmingham at Tulsa, August 10, 2002
- 24..... Wilmont Perry, Cape Fear vs. Albany, August 10, 2002
- 24..... Montressa Kirby, Birmingham at Tennessee Valley, August 3, 2002
- 24..... Kevin Harvey, Richmond at Quad City, August 10, 2001*
- 24..... Howard Maxwell, Tennessee Valley vs. Tallahassee, July 30, 2001
- 24..... Mel Long, Mohegan at Cape Fear, August 2, 2003
- 24..... George Williams, Richmond vs. Birmingham, July 30, 2001

TOUCHDOWNS

Most Touchdowns, Game

- 5..... Craig Strickland, Tulsa vs. Arkansas, Aug 16, 2003
- 5..... Jeff Hewitt, Quad City vs. Arkansas, Aug. 9, 2003
- 5..... Wayne Thomas, Birmingham at Richmond, July 30, 2001
- 5..... Shon King, Quad City vs. Tennessee Valley, August 10, 2000*
- 5..... Norman Mason, Augusta vs. Carolina, August 1, 2000
- 4..... Herman Bell, Birmingham at Tulsa, August 10, 2002
- 4..... Wilmont Perry, Cape Fear vs. Albany, August 10, 2002
- 4..... Montressa Kirby, Birmingham at Tennessee Valley, August 3, 2002
- 4..... Kevin Harvey, Richmond at Quad City, August 10, 2001*
- 4..... Howard Maxwell, Tennessee Valley vs. Tallahassee, July 30, 2001
- 4..... Mel Long, Mohegan at Cape Fear, August 2, 2003
- 4..... George Williams, Richmond vs. Birmingham, July 30, 2001

FIELD GOALS

Most (Three-Point) Field Goals Attempted, Game

- 6..... Kraig Baker, Norfolk at Quad City, August 6, 2000
- 5..... Brandon Kornblue, Florida at Cape Fear, August 17, 2002
- 5..... Ryan Geisler, San Diego at Peoria, August 10, 2002
- 5..... Charles Eger, Rochester at Albany, August 3, 2002
- 5..... Mark Norris, Arkansas at Tulsa, August 3, 2002
- 4..... Chris Drennan, Albany at Cape Fear, August 10, 2002
- 4..... Brandon Kornblue, Florida at Macon, August 10, 2002
- 4..... Mark Norris, Arkansas vs. Bakersfield, August 2, 2003
- 4..... Kimo Naehu, Hawaii at Tulsa, August 9, 2003

Most (Three-Point) Field Goals, Game

- 3..... Brandon Kornblue, Florida at Cape Fear, August 17, 2002
- 3..... Brandon Kornblue, Florida at Macon, August 10, 2002
- 2..... Jeff Wood, Macon at Quad City, July 29, 2001
- 2..... Kraig Baker, Norfolk at Quad City, August 6, 2000
- 2..... Michael Proctor, Tennessee Valley at Augusta, August 5, 2000
- 2..... Kraig Baker, Norfolk vs. Jacksonville, August 2, 2000

Longest (Three-Point) Field Goal

- 51..... Jeff Woods, Carolina at Augusta, August 1, 2000
- 45..... Mark Norris, Arkansas vs. Bakersfield, August 2, 2003

- 43..... Kraig Baker, Norfolk at Quad City, August 6, 2000
- 42..... Brandon Kornblue, Florida at Cape Fear, August 17, 2002
- 42..... Tony Dodson, Tulsa vs. Hawaii, August 9, 2003
- 40..... Oscar Davenport, Carolina at Quad City, August 5, 2001
- 39..... Steven Green, Tallahassee vs. Florida, August 3, 2002
- 37..... Geoff Groshelle, Richmond at Tennessee Valley, August 4, 2001
- 37..... Jason Corse, Wichita at Hawaii, August 1, 2003
- 34..... Kimo Naehu, Hawaii vs. Wichita, August 9, 2003
- 33..... Mark Norris, Arkansas at Tulsa, August 3, 2002
- 32..... Kraig Baker, Peoria at Birmingham, August 17, 2002
- 32..... Brandon Kornblue, Florida at Macon, August 10, 2002
- 32..... Geoff Groshelle, Richmond at Quad City, August 10, 2001*
- 32..... Michael Proctor, Tennessee Valley at Augusta, August 5, 2000

RUSHING

Most Attempts, Game

- 10..... Montressa Kirby, Birmingham at Tennessee Valley, August 3, 2002
- 9..... Wilmont Perry, Cape Fear vs. Richmond, August 3, 2002
- 8..... Jay McDonagh, Quad City vs. Macon, July 29, 2001
- 8..... Craig Strickland, Tulsa vs. Arkansas, August 16, 2003
- 8..... Craig Strickland, Tulsa vs. Macon, August 23, 2003*
- 8..... LaJohn Jones, Mohegan at Cape Fear, August 2, 2003
- 7..... Reggie Worthy, Tennessee Valley vs. Macon, August 14, 2003
- 7..... Darnell Arceneaux, Hawaii vs. Wichita, August 1, 2003
- 6..... Wilmont Perry, Cape Fear vs. Hawaii, August 2, 2003
- 6..... Reggie Cooley, Arkansas vs. Bakersfield, August 2, 2003
- 6..... Dedric Maffett, Florida at Cape Fear, August 17, 2002
- 6..... Wilmont Perry, Cape Fear vs. Albany, August 10, 2002
- 6..... Anthony Buich, Tulsa vs. Arkansas, August 3, 2002

Most Yards Gained, Game

- 37..... Wilmont Perry, Cape Fear vs. Richmond, August 3, 2002
- 31..... Jason Short, Peoria at Birmingham, August 17, 2002
- 31..... Matt D'Orazio, Rochester at Albany, August 3, 2002
- 29..... Wilmont Perry, Cape Fear vs. Albany, August 10, 2002
- 26..... Dedric Maffett, Florida at Peoria, August 23, 2002*
- 26..... Kevin Williams, Arkansas at Tulsa, August 3, 2002
- 25..... Craig Strickland, Tulsa at Tennessee Valley, August 1, 2000
- 24..... Russ Lindgren, Cape Fear vs. Richmond, August 3, 2002
- 24..... Johnny Johnson, Carolina at Quad City, August 5, 2001
- 23..... Deryl Lane, Florida at Macon, August 10, 2002

Longest Run From Scrimmage

- 26..... Kevin Williams, Arkansas at Tulsa, August 3, 2002
- 23..... Craig Strickland, Tulsa at Tennessee Valley, August 1, 2000
- 22..... Jason Short, Peoria at Birmingham, August 17, 2002
- 22..... Brian Edmonds, Richmond vs. Birmingham, July 30, 2001
- 20..... Matt Vittengl, Albany vs. Rochester, August 3, 2002
- 20..... Johnny Frost, Florida at Macon, August 2, 2003
- 18..... Corky Martin, Tulsa vs. Macon, August 23, 2003*
- 17..... Vai Notoa, Hawaii vs. Wichita, August 1, 2003
- 17..... Byron Douzart, Macon vs. Augusta, August 3, 2002
- 17..... Rasheed Culler, Carolina at Tulsa, July 29, 2001
- 15..... Corky Martin, Tulsa vs. Arkansas, August 16, 2003
- 15..... Dedrick Maffett, Tennessee Valley vs. Mohegan, August 8, 2003

Most Touchdowns, Game

- 5..... Craig Strickland, Tulsa vs. Arkansas, August 16, 2003
- 4..... Montressa Kirby, Birmingham at Tennessee Valley, August 3, 2002
- 3..... Wilmont Perry, Cape Fear vs. Albany, August 10, 2002
- 3..... Wilmont Perry, Cape Fear vs. Richmond, August 3, 2002



2004 Laredo Law Media Guide



3..... Reggie Worthy, Tennessee Valley vs. Macon, August 14, 2003
 3..... Wilmont Perry, Cape Fear vs. Mohegan, August 2, 2003
 3..... Jermaine Alfred, Macon vs. Florida, August 2, 2003
 3..... Tony Zimmerman, Quad City vs. Arkansas, August 9, 2003
 15 players tied with 2 each

PASSING

Most Passes Attempted, Game

50..... Bryan Snyder, Tennessee Valley at Quad City, August 10, 2000*
 49..... Bob Bees, Richmond at Tennessee Valley, August 4, 2001
 47..... Bobby Pesavento, Cape Fear vs. Florida, August 17, 2002
 46..... Bobby Clayton, Pensacola at Quad City, August 2, 2000
 41..... Jermaine Alfred, Tennessee Valley vs. Birmingham, August 3, 2002
 41..... Bryan Snyder, Tennessee Valley at Augusta, August 5, 2000
 40..... Anthony Buich, Tulsa vs. Birmingham, August 10, 2002
 40..... Bryan Sparacino, Florida at Tallahassee, August 3, 2002
 40..... Mike Gluski, Macon at Quad City, July 29, 2001
 39..... John Rayborn, Macon vs. Florida, August 10, 2002
 39..... Matt Sauk, Tennessee Valley vs. Richmond, August 4, 2001
 39..... Bob Bees, Richmond vs. Birmingham, July 30, 2001
 39..... Bryan Snyder, Tennessee Valley vs. Tulsa, August 1, 2000

Most Passes Completed, Game

32..... Bryan Snyder, Tennessee Valley at Quad City, August 10, 2000*
 31..... Bob Bees, Richmond at Tennessee Valley, August 4, 2001
 30..... Bobby Pesavento, Cape Fear vs. Florida, August 17, 2002
 30..... Aaron Sparrow, Augusta vs. Tennessee Valley, August 5, 2000
 28..... Jay McDonagh, Quad City vs. Richmond, August 10, 2001*
 27..... Matt Sauk, Tennessee Valley vs. Tallahassee, July 30, 2001
 27..... Jay McDonagh, Quad City vs. Macon, July 29, 2001
 27..... Bobby Clayton, Pensacola at Quad City, August 2, 2000
 26..... Bob Bees, Richmond at Quad City, August 10, 2001*
 26..... Bryan Snyder, Cape Fear vs. Mohegan, August 2, 2003
 25..... Bryan Snyder, Tennessee Valley vs. Tulsa, August 1, 2000

Most Yards Gained, Game

397..... Bob Bees, Richmond at Tennessee Valley, August 4, 2001
 379..... Bryan Snyder, Tennessee Valley at Quad City, August 10, 2000*
 336..... Aaron Sparrow, Augusta vs. Tennessee Valley, August 5, 2000
 332..... Bryan Snyder, Tennessee Valley at Augusta, August 5, 2000
 330..... Aaron Sparrow, Augusta vs. Carolina, August 1, 2000
 326..... Jermaine Alfred, Macon at Albany, August 9, 2003
 321..... Ryan Vena, Albany vs. Macon, August 9, 2003
 319..... Ricky Hebert, Arkansas at Quad City, August 9, 2003
 309..... Jay McDonagh, Quad City vs. Macon, July 29, 2001
 307..... Ricky Hebert, Arkansas at Tulsa, August 16, 2003
 306..... Bob Bees, Richmond vs. Birmingham, July 30, 2001
 306..... Mike Gluski, Macon at Quad City, July 29, 2001
 296..... Montressa Kirby, Birmingham at Tulsa, August 10, 2002
 295..... Matt Sauk, Tennessee Valley vs. Richmond, August 4, 2001

Longest Pass Completion

48..... Greg Smith (to Mel Long), Mohegan at Cape Fear, August 2, 2003

45..... Tony Zimmerman (to Tim Dodge) Quad City vs. Arkansas, August 9, 2003
 45..... Greg Smith (to Mel Long), Mohegan at Tennessee Valley, August 8, 2003
 45..... Ricky Hebert (to Kevin Williams), Arkansas vs. Bakersfield, August 2, 2003
 45..... Montressa Kirby (to Larry Huntington), Bir at Tulsa, August 10, 2002
 45..... Glen Gauntt (to Chris Johnson), Augusta at Macon, August 3, 2002
 45..... Montressa Kirby (to Herman Bell), Bir at Tennessee Valley, August 3, 2002
 45..... Jay McDonagh (to Dennis Robinson), QC vs. Richmond, August 10, 2001*
 45..... Chris Hixson (to Marvin Taylor), Tall at Tennessee Valley, July 30, 2001
 45..... Bryan Snyder (to Tracy Kendall), Tenn. Valley at Augusta, August 5, 2000
 45..... Sal Cardella (to Anthony Stringfield), Nor vs. Jacksonville, August 2, 2000
 45..... Chris Wallace (to Monty Means), Carolina at Augusta, August 1, 2000
 45..... Brent Petrus (to Clifton Shavers), Carolina at Augusta, August 1, 2000
 43..... Kane Claunch (to Marty Graham), San Diego at Bakersfield, August 3, 2002
 43..... Mike Gluski (to Troy Esprit), Macon at Quad City, July 29, 2001

Most Touchdown Passes, Game

9..... Aaron Sparrow, Augusta vs. Carolina, August 1, 2000
 8..... Matt Pike, Peoria at Birmingham, August 17, 2002
 8..... Bob Bees, Richmond vs. Birmingham, July 30, 2001
 8..... Matt Sauk, Tennessee Valley at Tallahassee, July 30, 2001
 8..... Chris Windsor, Birmingham at Richmond, July 30, 2001
 8..... Jay McDonagh, Quad City vs. Macon, July 29, 2001
 7..... John Rayborn, Macon vs. Augusta, August 3, 2002
 7..... Matt Sauk, Tennessee Valley vs. Richmond, August 4, 2001
 6..... Tony Zimmerman, Quad City vs. Arkansas, August 9, 2003
 6..... Ricky Hebert, Arkansas at Quad City, August 9, 2003
 6..... Jermaine Alfred, Macon at Albany, August 9, 2003
 6..... Darnell Arceneaux, Hawaii vs. Wichita, August 1, 2003
 6..... Montressa Kirby, Birmingham at Tulsa, August 10, 2002
 6..... Jermaine Alfred, Tennessee Valley at Birmingham, August 3, 2002
 6..... Bob Bees, Richmond at Tennessee Valley, August 4, 2001
 6..... Mike Gluski, Macon at Quad City, July 29, 2001
 6..... Billy Dicken, Quad City vs. Pensacola, August 2, 2000

Most Passes Had Intercepted, Game

3..... Jermaine Alfred, Tennessee Valley at Birmingham, August 3, 2002
 3..... Randy Sullivan, Carolina at Quad City, August 5, 2001
 3..... Chris Hixson, Tallahassee at Tennessee Valley, July 30, 2001
 3..... Jeff McCrone, Jacksonville at Norfolk, August 2, 2000
 3..... Jermaine Alfred, Macon at Tennessee Valley, August 14, 2003
 12 Players tied with 2 each

Most Times Sacked

5..... Craig Strickland, Tulsa vs. Carolina, July 29, 2001
 4..... Matt D'Orazio, Rochester at Albany, August 3, 2002
 4..... Randy Sullivan, Carolina at Quad City, August 5, 2001
 4..... Randy Sullivan, Carolina at Tulsa, July 29, 2001
 4..... Craig Strickland, Tulsa at Tennessee Valley, August 1, 2000
 4..... Darnell Arceneaux, Hawaii at Tulsa, August 9, 2003
 3..... Matt Pike, Peoria vs. Florida, August 23, 2002*
 3..... Josh Rogers, Florida at Peoria, August 23, 2002*
 3..... Vic Penn, Tallahassee vs. Florida, August 3, 2002



2004 Laredo Law Media Guide



3..... Brian Snyder, Tennessee Valley at Quad City, August 10, 2000*

PASS RECEIVING

Most Pass Receptions, Game

16..... Matt Burstein, Cape Fear vs. Albany, August 10, 2002
13..... Corey Hill, Albany vs. Rochester, August 3, 2002
16..... Matt Burstein, Cape Fear vs. Florida, August 17, 2002
12..... Kevin Harvey, Richmond at Tennessee Valley, August 4, 2001
12..... Kelly Fields, Tennessee Valley vs. Tallahassee, July 30, 2001
12..... Johnny Walker, Pensacola at Quad City, August 2, 2000
11..... Herman Bell, Birmingham at Tennessee Valley, August 3, 2002
11..... Martino Theus, Rochester at Albany, August 3, 2002
11..... George Williams, Richmond at Quad City, August 10, 2001*
11..... George Williams, Richmond at Tennessee Valley, August 4, 2001
11..... Kelly Fields, Tennessee Valley vs. Tulsa, August 1, 2000

Most Yards Gained, Game

156..... George Williams, Richmond at Tennessee Valley, August 4, 2001
151..... Matt Burstein, Cape Fear vs. Albany, August 10, 2002
149..... Anthony Snead, Macon at Albany, August 9, 2003
149..... Kelly Fields, Tennessee Valley at Augusta, August 5, 2000
148..... Mel Long, Mohegan at Cape Fear, August 2, 2003
147..... Herman Bell, Birmingham at Tennessee Valley, August 3, 2002
144..... Jeff Hewitt, Quad City vs. Arkansas, August 9, 2003
143..... Kevin Williams, Arkansas at Quad City, August 9, 2003
139..... Mel Long, Mohegan at Tennessee Valley, August 8, 2003
134..... George Williams, Richmond vs. Birmingham, July 30, 2001
133..... Damon Thompson, Richmond at Cape Fear, August 3, 2002
130..... Corey Hill, Albany vs. Rochester, August 3, 2002
128..... Kelly Fields, Tennessee Valley vs. Tulsa, August 1, 2000
126..... Kelly Fields, Tennessee Valley vs. Tallahassee, July 30, 2001
124..... Kevin Harvey, Richmond at Tennessee Valley, August 4, 2001

Most Touchdowns, Game

5..... Wayne Thomas, Birmingham at Richmond, July 30, 2001
5..... Jeff Hewitt, Quad City vs. Arkansas, August 9, 2003
4..... Mel Long, Mohegan vs. Cape Fear, August 2, 2003
4..... George Williams, Richmond vs. Birmingham, July 30, 2001
4..... R.J. Anderson, Augusta vs. Tennessee Valley, August 5, 2000
4..... Norman Mason, Augusta vs. Carolina, August 1, 2000
15 Players tied with 3 each

KICKOFF RETURNS

Most Kickoff Returns, Game

8..... Eddie Klaneski, Hawaii at Tulsa, August 9, 2003
7..... Jeff Hewitt, Quad City vs. Arkansas, August 9, 2003
7..... Herman Bell, Birmingham vs. Peoria, August 17, 2002
7..... James Dickerson, Tallahassee at Tennessee Valley, July 30, 2001
7..... Lawrence Pullen, Carolina at Augusta, August 1, 2000
6..... Lennie Johnson, Arkansas at Quad City, August 9, 2003
6..... Corey Hill, Albany vs. Macon, August 9, 2003
6..... Denario Smalls, Macon at Tennessee Valley, August 14, 2003
6..... Eddie Klaneski, Hawaii vs. Wichita, August 1, 2003
6..... Jacques Rumph, Macon vs. Augusta, August 3, 2002
6..... Jeff Townsley, Richmond at Cape Fear, August 3, 2002

6..... Kelly Fields, Tennessee Valley at Quad City, August 10, 2000*

Most Yards Gained, Game

185..... Lennie Johnson, Arkansas at Quad City, August 9, 2003
174..... Shon King, Quad City vs. Tennessee Valley, August 10, 2000*
171..... Jeff Hewitt, Quad City vs. Arkansas, August 9, 2003
152..... James Dickerson, Tallahassee vs. Florida, August 3, 2002
146..... Eddie Klaneski, Hawaii at Tulsa, August 9, 2003
134..... Lincoln Dupree, Peoria vs. Florida, August 23, 2002*
130..... Kelly Fields, Tennessee Valley vs. Birmingham, August 3, 2002
125..... Jeff Townsley, Richmond at Cape Fear, August 3, 2002
124..... Terrance Harris, Birmingham at Richmond, July 30, 2001
122..... Eddie Klaneski, Hawaii vs. Wichita, August 1, 2003
121..... Xavier Patterson, Wichita at Peoria, August 3, 2002
121..... Denario Smalls, Macon at Tennessee Valley, August 14, 2003
112..... J'Sharlon Jones, Bakersfield vs. San Diego, August 3, 2002
109..... Herman Bell, Birmingham vs. Peoria, August 17, 2002
109..... George Williams, Richmond at Quad City, August 10, 2001*

Highest Return Average (min. 3 returns)

43.5..... Shon King, Quad City vs. Tennessee Valley, August 10, 2000*
34.0..... Jerrian James, Tennessee Valley vs. Macon, August 14, 2003
33.5..... Lincoln Dupree, Peoria vs. Florida, August 23, 2002*
31.0..... Lincoln Dupree, Peoria vs. Wichita, August 3, 2002
31.0..... Terrance Harris, Birmingham at Richmond, July 30, 2001
30.8..... Lennie Johnson, Arkansas at Quad City, August 9, 2003
30.4..... James Dickerson, Tallahassee vs. Florida, August 3, 2002
30.3..... Xavier Patterson, Wichita at Peoria, August 3, 2002
28.7..... Mitch Galloway, Cape Fear vs. Mohegan, August 2, 2003
28.0..... J'Sharlon Jones, Bakersfield vs. San Diego, August 3, 2002
27.0..... Anthony Comer, Mohegan at Tennessee Valley, August 8, 2003
27.0..... Mitch Allner, Tulsa vs. Birmingham, August 10, 2002
26.3..... Corey Hill, Albany at Cape Fear, August 10, 2002
26.3..... Kevin Harvey, Richmond vs. Birmingham, July 30, 2001

Longest Kickoff Returns

57..... Anthony Comer, Mohegan at Tennessee Valley, August 8, 2003
57..... Jerrian James, Tennessee Valley vs. Mohegan, August 8, 2003
57..... Keonta Golson, Tulsa vs. Carolina, July 29, 2001
57..... Shon King, Quad City vs. Tennessee Valley, August 10, 2000*
56..... Xavier Patterson, Tennessee Valley vs. Macon, August 14, 2003
56..... J'Sharlon Jones, Bakersfield vs. San Diego, August 3, 2002
55..... Lincoln Dupree, Peoria vs. Florida, August 23, 2002*
54..... Lennie Johnson, Arkansas at Quad City, August 9, 2003
54..... Shon King, Quad City vs. Tennessee Valley, August 10, 2000*
53..... Lincoln Dupree, Peoria vs. Wichita, August 3, 2002
51..... Mitch Galloway, Cape Fear vs. Mohegan, August 2, 2003
50..... Lincoln Dupree, Peoria at Birmingham, August 17, 2002
50..... Shon King, Quad City vs. Norfolk, August 6, 2000
50..... Jerrian James, Tennessee Valley vs. Macon, August 14, 2003
50..... Xavier Patterson, Quad City vs. Norfolk, August 6, 2000

Most Touchdowns, Game

2..... Lincoln Dupree, Peoria vs. Florida, August 23, 2002*
2..... Shon King, Quad City vs. Tennessee Valley, August 10, 2000*



2004 Laredo Law Media Guide



- 1..... Anthony Comer, Mohegan at Tennessee Valley, August 8, 2003
- 1..... Jerrian James, Tennessee Valley vs. Mohegan, August 8, 2003
- 1..... Xavier Patterson, Tennessee Valley vs. Macon, August 14, 2003
- 1..... Lennie Johnson, Arkansas at Quad City, August 9, 2003
- 1..... Lincoln Dupree, Peoria at Birmingham, August 17, 2002
- 1..... Lincoln Dupree, Peoria vs. Wichita, August 3, 2002
- 1..... J'Sharlon Jones, Bakersfield vs. San Diego, August 3, 2002
- 1..... Anthony Jordan, Birmingham at Richmond, July 30, 2001
- 1..... Keonta Golson, Tulsa vs. Carolina, July 29, 2001
- 1..... Shon King, Quad City vs. Norfolk, August 6, 2000
- 1..... Xavier Patterson, Quad City vs. Norfolk, August 6, 2000

MISSED FIELD GOAL RETURNS

Most Missed Field Goal Returns, Game

- 2..... Eddie Klaneski, Hawaii at Tulsa, August 9, 2003
- 2..... Lincoln Dupree, Peoria vs. San Diego, August 10, 2002
- 2..... Kelly Fields, Tennessee Valley vs. Birmingham, August 3, 2002
- 2..... Marty Graham, San Diego at Bakersfield, August 3, 2002
- 2..... Corey Hill, Albany vs. Rochester, August 3, 2002
- 2..... Craig Cole, Quad City vs. Carolina, August 5, 2001
- 2..... Donvetis Franklin, Carolina at Quad City, August 5, 2001
- 2..... Xavier Patterson, Quad City vs. Norfolk, August 6, 2000
- 2..... Anthony Stringfield, Norfolk vs. Jacksonville, August 2, 2000
- 2..... Kelly Fields, Tennessee Valley vs. Tulsa, August 1, 2000

Most Yards Gained, Game

- 69..... Craig Cole, Quad City vs. Carolina, August 5, 2001
- 53..... Shon King, Quad City vs. Tennessee Valley, August 10, 2000*
- 49..... Anthony Stringfield, Norfolk vs. Jacksonville, August 2, 2000
- 46..... Corey Hill, Albany vs. Rochester, August 3, 2002
- 43..... Xavier Patterson, Quad City vs. Norfolk, August 6, 2000
- 37..... Donvetis Franklin, Carolina at Quad City, August 5, 2001
- 36..... Marty Graham, San Diego at Bakersfield, August 3, 2002
- 32..... Jacques Rumph, Macon vs. Augusta, August 3, 2002
- 31..... Kevin Williams, Arkansas vs. Bakersfield, August 2, 2003
- 27..... Mitch Allner, Tulsa vs. Arkansas, August 3, 2002
- 27..... Eddie Klaneski, Hawaii at Tulsa, August 9, 2003

26..... *Johnny Journey, Wichita at Hawaii, August 1, 2003*

Longest Missed Field Goal Return

- 56..... Craig Cole, Quad City vs. Carolina, August 5, 2001
- 53..... Shon King, Quad City vs. Tennessee Valley, August 10, 2000*
- 37..... Anthony Stringfield, Norfolk vs. Jacksonville, August 2, 2000
- 37..... Donvetis Franklin, Carolina at Quad City, August 5, 2001
- 33..... Xavier Patterson, Quad City vs. Norfolk, August 6, 2000
- 32..... Jacques Rumph, Macon vs. Augusta, August 3, 2002
- 31..... Kevin Williams, Arkansas vs. Bakersfield, August 2, 2003
- 30..... Terrance Flagler, Jacksonville at Norfolk, August 2, 2000
- 27..... Mitch Allner, Tulsa vs. Arkansas, August 3, 2002
- 26..... Johnny Journey, Wichita at Hawaii, August 1, 2003
- 25..... Corey Hill, Albany vs. Rochester, August 3, 2002
- 23..... Jacques Rumph, Macon vs. Florida, August 2, 2003
- 22..... Marty Graham, San Diego at Bakersfield, August 3, 2002

COMBINED RETURN YARDS

Most Yards Returned, Game

- 227..... Shon King (174 ko, 53 mfg), QUA vs. Tennessee Valley, August 10, 2000*
- 185..... Lennie Johnson, (185 ko, 0 mfg), Arkansas at Quad City, August 9, 2003
- 173..... Eddie Klaneski (146 ko, 27 mfg), Hawaii at Tulsa, August 9, 2003
- 171..... Jeff Hewitt (171 ko, 0 mfg), Quad City vs. Arkansas, August 9, 2003
- 152..... James Dickerson (152 ko, 0 mfg), Tallahassee vs. Florida, August 3, 2002
- 141..... Terrance Flagler (101 ko, 30 mfg), Jacksonville at Norfolk, August 2, 2000
- 140..... Kelly Fields (130 ko, 10 mfg), TEN vs. Birmingham, August 3, 2002
- 134..... Lincoln Dupree (134 ko, 0 mfg), Peoria vs. Florida, August 23, 2002*
- 130..... Jacques Rumph (98 ko, 32 mfg), Macon vs. Augusta, August 3, 2002
- 128..... Xavier Patterson (121 ko, 7 mfg), Wichita at Peoria, August 3, 2002
- 125..... Jeff Townsley (125 ko, 0 mfg), Richmond at Cape Fear, August 3, 2002
- 124..... Lincoln Dupree (83 ko, 14 mfg, 27 int), at Birmingham, August 17, 2002
- 124..... Terrance Harris (124 ko, 0 mfg), Birmingham at Richmond, July 30, 2001
- 122..... Eddie Klaneski (122 ko, 0 mfg), Hawaii vs. Wichita, August 1, 2003

ALL-PURPOSE YARDS GAINED

(Rushing, receiving, returns)

Most Yards Gained, Game

- 338..... Shon King (0 rush, 111 rec, 227 ret), QC vs. Tenn Valley, Aug. 10, 2000*
- 315..... Charlie Cook (0 rust, 144 rec, 171 ret), MOH at Cape Fear, August 2, 2003
- 248..... Federick Burks, (1 rush, 62 rec, 185 ret), Ark vs. Bakersfield, August 2, 2003
- 236..... Corey Hill (11 rush, 130 rec, 95 ret), Albany vs. Rochester, August 3, 2002
- 231..... Magic Benton (0 rush, 121 rec, 110 ret), Florida at Peoria, August 23, 2002*
- 230..... Herman Bell (11 rush, 147 rec, 72 ret), Bir at Tenn. Valley, August 3, 2002
- 229..... George Williams (4 rush, 116 rec, 109 ret), Ric at QC, August 10, 2001*
- 228..... Matt Burstein (0 rush, 151 rec, 77 ret), CPF vs. Albany, August 10, 2002
- 225..... Kelly Fields (0 rush, 149 rec, 76 ret), TEN at Augusta, August 5, 2000
- 223..... George Williams (0 rush, 156 rec, 67 ret), RIC at TEN, August 4, 2001
- 220..... Kelly Fields (0 rush, 80 rec, 140 ret), TEN vs. Birmingham, August 3, 2002
- 197..... Herman Bell (6 rush, 82 rec, 109 ret), BIR at TEN, August 3, 2002

INTERCEPTIONS BY

Most Interceptions By, Game

- 2..... Delvin Myles, Bakersfield at Arkansas, August 2, 2003
- 2..... Michael Feagin, Birmingham at Tennessee Valley, August 3, 2002
- 2..... Harold Piersey, Wichita at Peoria, August 3, 2002
- 2..... Quincy Sorrell, Florida at Tallahassee, August 3, 2002
- 2..... Donvetis Franklin, Carolina at Quad City, August 5, 2001
- 2..... Arkee Thompson, Tennessee Valley vs. Tallahassee, July 30, 2001
- 2..... Steven Carter, Norfolk vs. Jacksonville, August 2, 2000



2004 Laredo Law Media Guide



SACKS

Most Sacks, Game

2.0..... Charlie Cook, Mohegan at Cape Fear, August 2, 2003
 2.0..... Federick Burks, Arkansas vs. Bakersfield, August 2, 2003
 2.0..... Ryan Cuthbert, San Diego at Peoria, August 10, 2002
 2.0..... E.J. Burt, Cape Fear vs. Richmond, August 3, 2002
 2.0..... Anthony Cleary, Rochester at Albany, August 3, 2002
 2.0..... Fred Harley, Florida at Tallahassee, August 3, 2002
 2.0..... Josh Fourdyce, Quad City vs. Carolina, August 5, 2001

2.0..... Richard McCleskey, Tulsa vs. Carolina, July 29, 2001
 1.5..... Josh McMillan, Tulsa vs. Hawaii, August 9, 2003
 1.5..... Byron Douzart, Macon vs. Augusta, August 3, 2002
 1.5..... Anthony Watson, Tennessee Valley vs. Richmond, August 4, 2001
 1.5..... John McDermott, Carolina at Tulsa, July 29, 2001
 1.5..... Jamarr Ward, Quad City vs. Tennessee Valley, August 10, 2000

af2 All-Time Attendance

TOP 10 LARGEST REGULAR SEASON ATTENDANCE TOTALS

16,058 Pensacola at Arkansas, July 22, 2000
 16,058 Charleston at Arkansas, April 8, 2000
 14,781 Tennessee Valley at Birmingham, March 31, 2000
 14,113 Jacksonville at Arkansas, July 15, 2000
 13,067 Tallahassee at Arkansas, April 29, 2000
 12,835 Memphis at Louisville, April 6, 2002
 12,571 Roanoke at Greensboro, April 16, 2000
 12,520 Birmingham at Louisville, April 14, 2001
 12,364 Greensboro at Arkansas, June 3, 2000
 12,325 Tennessee Valley at Carolina, April 14, 2000

TOP 10 LARGEST POSTSEASON ATTENDANCE TOTALS

9,210 Tennessee Valley at Quad City, August 10, 2000 (ArenaCup)
 8,261 Richmond at Quad City, August 10, 2001 (ArenaCup)
 7,552 Florida at Peoria, August 23, 2002 (ArenaCup)
 7,184 Macon at Tulsa, August 23, 2003 (ArenaCup)
 6,808 Florida at Cape Fear, August 17, 2002 (Conference Championship)
 6,012 Bakersfield at Arkansas, August 2, 2003 (Conference First Round)
 5,994 Macon at Albany, August 9, 2003 (Conference Second Round)
 5,808 Rochester at Albany, August 3, 2002 (Conference First Round)
 5,733 Peoria at Birmingham, August 17, 2002 (Conference Championship)
 5,720 Norfolk at Quad City, August 6, 2000 (League Semifinals)

YEAR-BY-YEAR ATTENDANCE

Year	Reg. Season (# games)	Avg.	Postseason	Avg.	Total
2000	868,696 (120)	7,239	32,108	4,587	900,804
2001	1,163,320 (224)	5,193	33,969	4,853	1,197,289
2002	1,265,593 (272)	4,653	71,803	4,787	1,337,396
2003	994,563 (215)	4,626	49,147	4,468	1,043,710
Total:	4,292,172 (831)	5,165	187,027	4,676	4,479,199

SINGLE GAME HOME ATTENDANCE RECORDS, CURRENT TEAMS, REGULAR SEASON

Albany.....8,355..... vs. Wilkes-Barre/Scranton, April 20, 2002
 Arkansas.....16,058..... Twice; most recent vs. Pensacola, July 22, 2000
 Central Valley*.....6,412..... vs. Louisville, April 20, 2002
 Birmingham.....14,781..... vs. Tennessee Valley, March 31, 2000
 Bossier City.....6,538..... vs. Tulsa, April 20, 2001
 Cape Fear.....6,106..... vs. Richmond, July 19, 2002
 Columbus.....6,408..... vs. Mobile, July 27, 2002
 Florida.....7,128..... vs. Augusta, April 14, 2001
 Green Bay.....3,300..... vs. Wichita, April 19, 2003
 Hawaii.....5,506..... vs. San Diego, June 14, 2002
 Louisville.....12,835..... vs. Memphis, April 6, 2002
 Macon.....5,532..... vs. Augusta, April 7, 2001
 Manchester**.....5,413..... vs. Cape Fear, June 28, 2002
 Memphis.....6,093..... vs. Bossier City, April 20, 2002
 Peoria.....9,202..... vs. Iowa, May 4, 2001
 Quad City.....9,201..... Three times; MR: vs. Roanoke, June 3, 2000
 San Diego.....9,747..... vs. Bakersfield, April 6, 2002
 Tennessee Valley.....7,042..... vs. Birmingham, July 15, 2000
 Tulsa.....7,098..... vs. Quad City, May 12, 2001
 Wichita.....7,138..... vs. Tulsa, April 26, 2003
 Wilkes-Barre/Scranton.....8,191..... vs. Greensboro, April 6, 2002

*Central Valley totals include Bakersfield, 2002-03

**Manchester totals include Mohegan, 2002-03



2004 Laredo Law Media Guide



2004 af2 Week By Week Schedule



2004 REGULAR SEASON SCHEDULE

KICKOFF WEEKEND

Saturday, March 27, 2004

Birmingham at Bossier-Shreveport 8:00 p.m.
Hawaii at Central Valley 10:30 p.m.

Week 1

Saturday, April 3, 2004

San Diego at Arkansas 8:00 p.m.
Peoria at Wichita 8:00 p.m.
Manchester at Quad City 8:30 p.m.
Laredo at Rio Grande Valley 8:30 p.m.

Bakersfield at Tennessee Valley 8:30 p.m.

Oklahoma City at Tulsa 8:30 p.m.

Albany Bye

Cape Fear Bye

Columbus Bye

Florida Bye

Green Bay Bye

Louisville Bye

Macon Bye

Memphis Bye

Wilkes-Barre/Scranton Bye

Week 2

Friday, April 9, 2004

Arkansas at Peoria 8:00 p.m.
Green Bay at San Diego 10:00 p.m.

Saturday, April 10, 2004

Columbus at Wilkes-Barre/Scranton 7:00 p.m.
Quad City at Manchester 7:30 p.m.
Albany at Cape Fear 7:30 p.m.
Bossier-Shreveport at Florida 7:30 p.m.
Hawaii at Louisville 7:30 p.m.
Tulsa at Macon 7:30 p.m.
Laredo at Wichita 8:00 p.m.
Rio Grande Valley at Oklahoma City 8:30 p.m.
Memphis at Birmingham 8:30 p.m.
Bakersfield at Central Valley 10:30 p.m.
Tennessee Valley Bye

Week 3

Friday, April 16, 2004

Manchester at Albany 7:30 p.m.
Macon at Louisville 7:30 p.m.
Wichita at Peoria 8:00 p.m.
Wilkes-Barre/Scranton at Green Bay 8:30 p.m.

Saturday, April 17, 2004

Cape Fear at Columbus 7:30 p.m.
Birmingham at Arkansas 8:00 p.m.
Florida at Memphis 8:00 p.m.
Tennessee Valley at Quad City 8:30 p.m.
San Diego at Bakersfield 10:00 p.m.
BOS-SHR at Hawaii 12:30 a.m. (6:30 p.m. local)
Central Valley Bye
Laredo Bye

Oklahoma City Bye

Rio Grande Valley Bye

Tulsa Bye

Week 4

Friday, April 23, 2004

Memphis at Bossier-Shreveport 8:00 p.m.
Columbus at Birmingham 8:30 p.m.
Tennessee Valley at Laredo 8:30 p.m.

Saturday, April 24, 2004

Louisville at Albany 7:00 p.m.
Quad City at Wilkes-Barre/Scranton 7:00 p.m.
Cape Fear at Florida 7:30 p.m.
Manchester at Macon 7:30 p.m.
Green Bay at Wichita 8:00 p.m.
Oklahoma City at Rio Grande Valley 8:30 p.m.
Peoria at Tulsa 8:30 p.m.
Central Valley at San Diego 10:00 p.m.
BAK at Hawaii 12:30 a.m. (6:30 p.m. local)
Arkansas Bye

Week 5

Friday, April 30, 2004

Albany at Manchester 7:30 p.m.
Hawaii at Bossier-Shreveport 8:00 p.m.

Saturday, May 1, 2004

Louisville at Wilkes-Barre/Scranton 7:00 p.m.
Columbus at Cape Fear 7:30 p.m.
Florida at Macon 7:30 p.m.
Rio Grande Valley at Laredo 8:30 p.m.
Green Bay at Quad City 8:30 p.m.
Memphis at Tennessee Valley 8:30 p.m.
Tulsa at Oklahoma City 8:30 p.m.
Arkansas at Bakersfield 10:00 p.m.
Peoria at Central Valley 10:30 p.m.
Birmingham Bye
San Diego Bye
Wichita Bye

Week 6

Friday, May 7, 2004

Quad City at Peoria 8:00 p.m.

Saturday, May 8, 2004

Wilkes-Barre/Scranton at Albany 7:00 p.m.
Manchester at Cape Fear 7:30 p.m.
Florida at Columbus 7:30 p.m.
Tennessee Valley at Arkansas 8:00 p.m.
Louisville at Memphis 8:00 p.m.
Central Valley at Green Bay 8:30 p.m.
Macon at Birmingham 8:30 p.m.
Wichita at Rio Grande Valley 8:30 p.m.
Bossier-Shreveport at Tulsa 8:30 p.m.
Laredo at Oklahoma City 8:30 p.m.
Hawaii at San Diego 10:00 p.m.
Bakersfield Bye

Week 7

Friday, May 14, 2004

Oklahoma City at Green Bay 8:30 p.m.
Florida at Birmingham 8:30 p.m.

Saturday, May 15, 2004

Albany at Louisville 7:30 p.m.
Columbus at Macon 7:30 p.m.
Arkansas at Memphis 8:00 p.m.
Wilkes-Barre/Scranton at Peoria 8:00 p.m.
Tulsa at Laredo 8:30 p.m.
Wichita at Quad City 8:30 p.m.
BOS-SHR at Tennessee Valley 8:30 p.m.
San Diego at Bakersfield 10:00 p.m.



2004 Laredo Law Media Guide



Rio Grande Valley at Central Valley 10:30 p.m.
Cape Fear Bye
Hawaii Bye
Manchester Bye

Week 8

Friday, May 21, 2004

Birmingham at Manchester 7:30 p.m.
Columbus at Bossier-Shreveport 8:00 p.m.

Saturday, May 22, 2004

Macon at Albany 7:00 p.m.
Cape Fear at Wilkes-Barre/Scranton 7:00 p.m.
Tulsa at Arkansas 8:00 p.m.
Louisville at Green Bay 8:30 p.m.
Laredo at Rio Grande Valley 8:30 p.m.
Florida at Tennessee Valley 8:30 p.m.
Wichita at Oklahoma City 8:30 p.m.
Memphis at Bakersfield 10:00 p.m.
Quad City at San Diego 10:00 p.m.
CEN VAL at Hawaii 12:30 a.m. (6:30 p.m. local)
Peoria Bye

Week 9

Friday, May 28, 2004

Green Bay at Manchester 7:30 p.m.
Rio Grande Valley at Tulsa 8:30 p.m.
San Diego at Hawaii 12:30 a.m. (6:30 p.m. local)

Saturday, May 29, 2004

Macon at Cape Fear 7:30 p.m.
Bossier-Shreveport at Columbus 7:30 p.m.
Memphis at Florida 7:30 p.m.
Wilkes-Barre/Scranton at Louisville 7:30 p.m.
Albany at Peoria 8:00 p.m.
Laredo at Wichita 8:00 p.m.
Tennessee Valley at Birmingham 8:30 p.m.
Arkansas at Oklahoma City 8:30 p.m.
Bakersfield at Central Valley 10:30 p.m.
Quad City Bye

Week 10

Friday, June 4, 2004

Florida at Macon 7:30 p.m.

Saturday, June 5, 2004

Manchester at Wilkes-Barre/Scranton 7:00 p.m.
Birmingham at Columbus 7:30 p.m.
Quad City at Louisville 7:30 p.m.
Bossier-Shreveport at Memphis 8:00 p.m.
Peoria at Green Bay 8:30 p.m.
Oklahoma City at Laredo 8:30 p.m.
Arkansas at Tennessee Valley 8:30 p.m.
Wichita at Tulsa 8:30 p.m.
Hawaii at Bakersfield 10:00 p.m.
San Diego at Central Valley 10:30 p.m.

Sunday, June 6, 2004

Cape Fear at Albany 2:00 p.m.
Rio Grande Valley Bye

Week 11

Friday, June 11, 2004

Albany at Arkansas 8:30 p.m.
Bossier-Shreveport at Laredo 8:30 p.m.

Saturday, June 12, 2004

Manchester at Cape Fear 7:30 p.m.
Columbus at Florida 7:30 p.m.
Tennessee Valley at Macon 7:30 p.m.
Bakersfield at Memphis 8:00 p.m.
Louisville at Peoria 8:00 p.m.
Oklahoma City at Wichita 8:00 p.m.
Green Bay at Birmingham 8:30 p.m.
Wilkes-Barre/Scranton at Quad City 8:30 p.m.
Tulsa at Rio Grande Valley 8:30 p.m.
CEN VAL at Hawaii 12:30 a.m. (6:30 p.m. local)

San Diego Bye

Week 12

Friday, June 18, 2004

Wilkes-Barre/Scranton at Albany 7:30 p.m.
Memphis at Manchester 7:30 p.m.
RGV at Bossier-Shreveport 8:00 p.m.
Quad City at Green Bay 8:30 p.m.

Saturday, June 19, 2004

Florida at Cape Fear 7:30 p.m.
Macon at Columbus 7:30 p.m.
Peoria at Louisville 7:30 p.m.
Tulsa at Wichita 8:00 p.m.
Birmingham at Tennessee Valley 8:30 p.m.
Laredo at Oklahoma City 8:30 p.m.
Central Valley at Bakersfield 10:00 p.m.
San Diego at Hawaii 12:30 a.m. (6:30 p.m. local)
Arkansas Bye

Week 13

Friday, June 25, 2004

Green Bay at Albany 7:30 p.m.
Louisville at Manchester 7:30 p.m.
Quad City at Arkansas 8:30 p.m.

Saturday, June 26, 2004

Cape Fear at Wilkes-Barre/Scranton 7:00 p.m.
Oklahoma City at Columbus 7:30 p.m.
Macon at Florida 7:30 p.m.
Tennessee Valley at Memphis 8:00 p.m.
Rio Grande Valley at Birmingham 8:30 p.m.
Bakersfield at San Diego 10:00 p.m.

Bossier-Shreveport Bye

Central Valley Bye

Hawaii Bye

Laredo Bye

Peoria Bye

Tulsa Bye

Wichita Bye

Week 14

Friday, July 2, 2004

Arkansas at Bossier-Shreveport 8:00 p.m.
Peoria at Quad City 8:30 p.m.

Saturday, July 3, 2004

Cape Fear at Memphis 8:00 p.m.
Tulsa at Laredo 8:30 p.m.
Wichita at Rio Grande Valley 8:30 p.m.
Central Valley at Oklahoma City 8:30 p.m.
Hawaii at San Diego 10:00 p.m.

Albany Bye

Bakersfield Bye

Birmingham Bye

Columbus Bye

Florida Bye

Green Bay Bye

Louisville Bye

Macon Bye

Manchester Bye

Tennessee Valley Bye

Wilkes-Barre/Scranton Bye

Week 15

Friday, July 9, 2004

Peoria at Bossier-Shreveport 8:00 p.m.
Albany at Green Bay 8:30 p.m.
Arkansas at Laredo 8:30 p.m.

Saturday, July 10, 2004

Manchester at Wilkes-Barre/Scranton 7:00 p.m.
Birmingham at Florida 7:30 p.m.
Columbus at Louisville 7:30 p.m.
Cape Fear at Macon 7:30 p.m.
Oklahoma City at Rio Grande Valley 8:30 p.m.



2004 Laredo Law Media Guide



Quad City at Tennessee Valley 8:30 p.m.
 Wichita at Tulsa 8:30 p.m.
 BAK at Hawaii 12:30 a.m. (6:30 p.m. local)
 San Diego at Central Valley 10:30 p.m.
Memphis Bye

Week 16

Friday, July 16, 2004

Cape Fear at Manchester 7:30 p.m.
 Memphis at Arkansas 8:30 p.m.

Saturday, July 17, 2004

Albany at Wilkes-Barre/Scranton 7:00 p.m.
 Laredo at Florida 7:30 p.m.
 Columbus at Peoria 8:00 p.m.
 Oklahoma City at Wichita 8:00 p.m.
 San Diego at Green Bay 8:30 p.m.
 Birmingham at Quad City 8:30 p.m.
 Macon at Tennessee Valley 8:30 p.m.
 Rio Grande Valley at Tulsa 8:30 p.m.
 Central Valley at Bakersfield 10:00 p.m.
 Louisville at Hawaii 12:30 a.m. (6:30 p.m. local)
Bossier-Shreveport Bye

Week 17

Friday, July 23, 2004

Manchester at Albany 7:30 p.m.
 Tennessee Valley at BOS-SHR 8:00 p.m.
 Tulsa at Oklahoma City 8:30 p.m.

Saturday, July 24, 2004

Wilkes-Barre/Scranton at Cape Fear 7:30 p.m.

Green Bay at Louisville 7:30 p.m.
 Macon at Memphis 8:00 p.m.
 Wichita at Laredo 8:30 p.m.
 Peoria at Birmingham 8:30 p.m.
 Arkansas at Rio Grande Valley 8:30 p.m.
 Bakersfield at San Diego 10:00 p.m.
 Hawaii at Central Valley 10:30 p.m.

Monday, July 26, 2004

Florida at Columbus 7:30 p.m.
Quad City Bye

Week 18

Friday, July 30, 2004

Wilkes-Barre/Scranton at Manchester 7:30 p.m.
 Central Valley at San Diego 10:00 p.m.

Saturday, July 31, 2004

Albany at Cape Fear 7:30 p.m.
 Memphis at Columbus 7:30 p.m.
 Tennessee Valley at Florida 7:30 p.m.
 Birmingham at Macon 7:30 p.m.
 Bossier-Shreveport at Arkansas 8:00 p.m.
 Green Bay at Peoria 8:00 p.m.
 Rio Grande Valley at Wichita 8:00 p.m.
 Louisville at Quad City 8:30 p.m.
 Laredo at Tulsa 8:30 p.m.
 Hawaii at Bakersfield 10:00 p.m.
Oklahoma City Bye

2004 af2 Team By Team Schedule



2004 REGULAR SEASON SCHEDULE ALL TIMES EASTERN

ALBANY

1	Bye	
2	April 10	at Cape Fear 7:30 p.m.
3	April 16	MANCHESTER 7:30 p.m.
4	April 24	LOUISVILLE 7:00 p.m.
5	April 30	at Manchester 7:30 p.m.
6	May 8	W-B/SCRANTON 7:00 p.m.
7	May 15	at Louisville 7:30 p.m.
8	May 22	MACON 7:00 p.m.
9	May 29	at Peoria 8:00 p.m.
10	June 6	CAPE FEAR 2:00 p.m.
11	June 11	at Arkansas 8:30 p.m.
12	June 18	W-B/SCRANTON 7:30 p.m.
13	June 25	GREEN BAY 7:30 p.m.
14	Bye	
15	July 9	at Green Bay 8:30 p.m.
16	July 17	at W-B/Scranton 7:00 p.m.
17	July 23	MANCHESTER 7:30 p.m.
18	July 31	at Cape Fear 7:30 p.m.

ARKANSAS

1	April 3	SAN DIEGO 8:00 p.m.
2	April 9	at Peoria 8:00 p.m.
3	April 17	BIRMINGHAM 8:00 p.m.
4		Bye
5	May 1	at Bakersfield 10:00 p.m.
6	May 8	TENNESSEE VALLEY 8:00 p.m.
7	May 15	at Memphis 8:00 p.m.
8	May 22	TULSA 8:00 p.m.
9	May 29	at Oklahoma City 8:30 p.m.
10	June 5	at Tennessee Valley 8:30 p.m.
11	June 11	ALBANY 8:30 p.m.
12		Bye
13	June 25	QUAD CITY 8:30 p.m.
14	July 2	at Bossier-Shreveport 8:00 p.m.
15	July 9	at Laredo 8:30 p.m.
16	July 16	MEMPHIS 8:30 p.m.
17	July 24	at Rio Grande Valley 8:30 p.m.
18	July 31	BOSSIER-SHREVEPORT 8:00 p.m.

BAKERSFIELD

1	April 3	at Tennessee Valley 8:30 p.m.
2	April 10	at Central Valley 10:30 p.m.
3	April 17	SAN DIEGO 10:00 p.m.
4	April 24	at Hawaii 12:30 a.m. (6:30 p.m. local)
5	May 1	ARKANSAS 10:00 p.m.
6		Bye
7	May 15	SAN DIEGO 10:00 p.m.
8	May 22	MEMPHIS 10:00 p.m.
9	May 29	at Central Valley 10:30 p.m.
10	June 5	HAWAII 10:00 p.m.
11	June 12	at Memphis 8:00 p.m.
12	June 19	CENTRAL VALLEY 10:00 p.m.
13	June 26	at San Diego 10:00 p.m.
14		Bye
15	July 10	at Hawaii 12:30 a.m. (6:30 p.m. local)



2004 Laredo Law Media Guide



16 July 17 CENTRAL VALLEY 10:00 p.m.
 17 July 24 at San Diego 10:00 p.m.
 18 July 31 HAWAII 10:00 p.m.

BIRMINGHAM

1 March 27 at Bossier-Shreveport 8:00 p.m.
 2 April 10 MEMPHIS 8:30 p.m.
 3 April 17 at Arkansas 8:00 p.m.
 4 April 23 COLUMBUS 8:30 p.m.
 5 Bye
 6 May 8 MACON 8:30 p.m.
 7 May 14 FLORIDA 8:30 p.m.
 8 May 21 at Manchester 7:30 p.m.
 9 May 29 TENNESSEE VALLEY 8:30 p.m.
 10 June 5 at Columbus 7:30 p.m.
 11 June 12 GREEN BAY 8:30 p.m.
 12 June 19 at Tennessee Valley 8:30 p.m.
 13 June 26 RIO GRANDE VALLEY 8:30 p.m.
 14 Bye
 15 July 10 at Florida 7:30 p.m.
 16 July 17 at Quad City 8:30 p.m.
 17 July 24 PEORIA 8:30 p.m.
 18 July 31 at Macon 7:30 p.m.

BOSSIER-SHREVEPORT

1 March 27 BIRMINGHAM 8:00 p.m.
 2 April 10 at Florida 7:30 p.m.
 3 April 17 at Hawaii 12:30 a.m. (6:30 p.m. local)
 4 April 23 MEMPHIS 8:00 p.m.
 5 April 30 HAWAII 8:00 p.m.
 6 May 8 at Tulsa 8:30 p.m.
 7 May 15 at Tennessee Valley 8:30 p.m.
 8 May 21 COLUMBUS 8:00 p.m.
 9 May 29 at Columbus 7:30 p.m.
 10 June 5 at Memphis 8:00 p.m.
 11 June 11 at Laredo 8:30 p.m.
 12 June 18 RIO GRANDE VALLEY 8:00 p.m.
 13 Bye
 14 July 2 ARKANSAS 8:00 p.m.
 15 July 9 PEORIA 8:00 p.m.
 16 Bye
 17 July 23 TENNESSEE VALLEY 8:00 p.m.
 18 July 31 at Arkansas 8:00 p.m.

CAPE FEAR

1 Bye
 2 April 10 ALBANY 7:30 p.m.
 3 April 17 at Columbus 7:30 p.m.
 4 April 24 at Florida 7:30 p.m.
 5 May 1 COLUMBUS 7:30 p.m.
 6 May 8 MANCHESTER 7:30 p.m.
 7 Bye
 8 May 22 at W-B/Scranton 7:00 p.m.
 9 May 29 MACON 7:30 p.m.
 10 June 6 at Albany 2:00 p.m.
 11 June 12 MANCHESTER 7:30 p.m.
 12 June 19 FLORIDA 7:30 p.m.
 13 June 26 at W-B/Scranton 7:00 p.m.
 14 July 3 at Memphis 8:00 p.m.
 15 July 10 at Macon 7:30 p.m.
 16 July 16 at Manchester 7:30 p.m.
 17 July 24 W-B/SCRANTON 7:30 p.m.
 18 July 31 ALBANY 7:30 p.m.

CENTRAL VALLEY

1 March 27 HAWAII 10:30 p.m.
 2 April 10 BAKERSFIELD 10:30 p.m.
 3 Bye
 4 April 24 at San Diego 10:00 p.m.
 5 May 1 PEORIA 10:30 p.m.
 6 May 8 at Green Bay 8:30 p.m.
 7 May 15 RIO GRANDE VALLEY 10:30 p.m.

8 May 22 at Hawaii 12:30 a.m. (6:30 p.m. local)
 9 May 29 BAKERSFIELD 10:30 p.m.
 10 June 5 SAN DIEGO 10:30 p.m.
 11 June 12 at Hawaii 12:30 a.m. (6:30 p.m. local)
 12 June 19 at Bakersfield 10:00 p.m.
 13 Bye
 14 July 3 at Oklahoma City 8:30 p.m.
 15 July 10 SAN DIEGO 10:30 p.m.
 16 July 17 at Bakersfield 10:00 p.m.
 17 July 24 HAWAII 10:30 p.m.
 18 July 30 at San Diego 10:00 p.m.

COLUMBUS

1 Bye
 2 April 10 at W-B/Scranton 7:00 p.m.
 3 April 17 CAPE FEAR 7:30 p.m.
 4 April 23 at Birmingham 8:30 p.m.
 5 May 1 at Cape Fear 7:30 p.m.
 6 May 8 FLORIDA 7:30 p.m.
 7 May 15 at Macon 7:30 p.m.
 8 May 21 at Bossier-Shreveport 8:00 p.m.
 9 May 29 BOSSIER-SHREVEPORT 7:30 p.m.
 10 June 5 BIRMINGHAM 7:30 p.m.
 11 June 12 at Florida 7:30 p.m.
 12 June 19 MACON 7:30 p.m.
 13 June 26 OKLAHOMA CITY 7:30 p.m.
 14 Bye
 15 July 10 at Louisville 7:30 p.m.
 16 July 17 at Peoria 8:00 p.m.
 17 July 26 FLORIDA 7:30 p.m.
 18 July 31 MEMPHIS 7:30 p.m.

FLORIDA

1 Bye
 2 April 10 BOSSIER-SHREVEPORT 7:30 p.m.
 3 April 17 at Memphis 8:00 p.m.
 4 April 24 CAPE FEAR 7:30 p.m.
 5 May 1 at Macon 7:30 p.m.
 6 May 8 at Columbus 7:30 p.m.
 7 May 14 at Birmingham 8:30 p.m.
 8 May 22 at Tennessee Valley 8:30 p.m.
 9 May 29 MEMPHIS 7:30 p.m.
 10 June 4 at Macon 7:30 p.m.
 11 June 12 COLUMBUS 7:30 p.m.
 12 June 19 at Cape Fear 7:30 p.m.
 13 June 26 MACON 7:30 p.m.
 14 Bye
 15 July 10 BIRMINGHAM 7:30 p.m.
 16 July 17 LAREDO 7:30 p.m.
 17 July 26 at Columbus 7:30 p.m.
 18 July 31 TENNESSEE VALLEY 7:30 p.m.

GREEN BAY

1 Bye
 2 April 9 at San Diego 10:00 p.m.
 3 April 16 W-B/SCRANTON 8:30 p.m.
 4 April 24 at Wichita 8:00 p.m.
 5 May 1 at Quad City 8:30 p.m.
 6 May 8 CENTRAL VALLEY 8:30 p.m.
 7 May 14 OKLAHOMA CITY 8:30 p.m.
 8 May 22 LOUISVILLE 8:30 p.m.
 9 May 28 at Manchester 7:30 p.m.
 10 June 5 PEORIA 8:30 p.m.
 11 June 12 at Birmingham
 12 June 18 QUAD CITY 8:30 p.m.
 13 June 25 at Albany 7:30 p.m.
 14 Bye
 15 July 9 ALBANY 8:30 p.m.
 16 July 17 SAN DIEGO 8:30 p.m.
 17 July 24 at Louisville 7:30 p.m.
 18 July 31 at Peoria 8:00 p.m.



2004 Laredo Law Media Guide



HAWAII

1	March 27	at Central Valley	10:30 p.m.
2	April 10	at Louisville	7:30 p.m.
3	April 17	BOS-SHR 12:30 a.m. (6:30 p.m. local)	
4	April 24	BAK 12:30 a.m. (6:30 p.m. local)	
5	April 30	at Bossier-Shreveport	8:00 p.m.
6	May 8	at San Diego	10:00 p.m.
7		Bye	
8	May 22	CEN VAL 12:30 a.m. (6:30 p.m. local)	
9	May 28	SDG 12:30 a.m. (6:30 p.m. local)	
10	June 5	at Bakersfield	10:00 p.m.
11	June 12	CEN VAL 12:30 a.m. (6:30 p.m. local)	
12	June 19	SDG 12:30 a.m. (6:30 p.m. local)	
13		Bye	
14	July 3	at San Diego	10:00 p.m.
15	July 10	BAK 12:30 a.m. (6:30 p.m. local)	
16	July 17	LOU 12:30 a.m. (6:30 p.m. local)	
17	July 24	at Central Valley	10:30 p.m.
18	July 31	at Bakersfield	10:00 p.m.

LAREDO

1	April 3	at Rio Grande Valley	8:30 p.m.
2	April 10	at Wichita	8:00 p.m.
3		Bye	
4	April 23	TENNESSEE VALLEY	8:30 p.m.
5	May 1	RIO GRANDE VALLEY	8:30 p.m.
6	May 8	at Oklahoma City	8:30 p.m.
7	May 15	TULSA	8:30 p.m.
8	May 22	at Rio Grande Valley	8:30 p.m.
9	May 29	at Wichita	8:00 p.m.
10	June 5	OKLAHOMA CITY	8:30 p.m.
11	June 11	BOSSIER-SHREVEPORT	8:30 p.m.
12	June 19	at Oklahoma City	8:30 p.m.
13		Bye	
14	July 3	TULSA	8:30 p.m.
15	July 9	ARKANSAS	8:30 p.m.
16	July 17	at Florida	7:30 p.m.
17	July 24	WICHITA	8:30 p.m.
18	July 31	at Tulsa	8:30 p.m.

LOUISVILLE

1		Bye	
2	April 10	HAWAII	7:30 p.m.
3	April 16	MACON	7:30 p.m.
4	April 24	at Albany	7:00 p.m.
5	May 1	at W-B/Scranton	7:00 p.m.
6	May 8	at Memphis	8:00 p.m.
7	May 15	ALBANY	7:30 p.m.
8	May 22	at Green Bay	8:30 p.m.
9	May 29	W-B/SCRANTON	7:30 p.m.
10	June 5	QUAD CITY	7:30 p.m.
11	June 12	at Peoria	8:00 p.m.
12	June 19	PEORIA	7:30 p.m.
13	June 25	at Manchester	7:30 p.m.
14		Bye	
15	July 10	COLUMBUS	7:30 p.m.
16	July 17	at Hawaii 12:30 a.m. (6:30 p.m. local)	
17	July 24	GREEN BAY	7:30 p.m.
18	July 31	at Quad City	8:30 p.m.

MACON

1		Bye	
2	April 10	TULSA	7:30 p.m.
3	April 16	at Louisville	7:30 p.m.
4	April 24	MANCHESTER	7:30 p.m.
5	May 1	FLORIDA	7:30 p.m.
6	May 8	at Birmingham	8:30 p.m.
7	May 15	COLUMBUS	7:30 p.m.
8	May 22	at Albany	7:00 p.m.
9	May 29	at Cape Fear	7:30 p.m.
10	June 4	FLORIDA	7:30 p.m.
11	June 12	TENNESSEE VALLEY	7:30 p.m.

12	June 19	at Columbus	7:30 p.m.
13	June 26	at Florida	7:30 p.m.
14		Bye	
15	July 10	CAPE FEAR	7:30 p.m.
16	July 17	at Tennessee Valley	8:30 p.m.
17	July 24	at Memphis	8:00 p.m.
18	July 31	BIRMINGHAM	7:30 p.m.

MANCHESTER

1	April 3	at Quad City	8:30 p.m.
2	April 10	QUAD CITY	7:30 p.m.
3	April 16	at Albany	7:30 p.m.
4	April 24	at Macon	7:30 p.m.
5	April 30	ALBANY	7:30 p.m.
6	May 8	at Cape Fear	7:30 p.m.
7		Bye	
8	May 21	BIRMINGHAM	7:30 p.m.
9	May 28	GREEN BAY	7:30 p.m.
10	June 5	at W-B/Scranton	7:00 p.m.
11	June 12	at Cape Fear	7:30 p.m.
12	June 18	MEMPHIS	7:30 p.m.
13	June 25	LOUISVILLE	7:30 p.m.
14		Bye	
15	July 10	at W-B/Scranton	7:00 p.m.
16	July 16	CAPE FEAR	7:30 p.m.
17	July 23	at Albany	7:30 p.m.
18	July 30	W-B/SCRANTON	7:30 p.m.

MEMPHIS

1		Bye	
2	April 10	at Birmingham	8:30 p.m.
3	April 17	FLORIDA	8:00 p.m.
4	April 23	at Bossier-Shreveport	8:00 p.m.
5	May 1	at Tennessee Valley	8:30 p.m.
6	May 8	LOUISVILLE	8:00 p.m.
7	May 15	ARKANSAS	8:00 p.m.
8	May 22	at Bakersfield	10:00 p.m.
9	May 29	at Florida	7:30 p.m.
10	June 5	BOSSIER-SHREVEPORT	8:00 p.m.
11	June 12	BAKERSFIELD	8:00 p.m.
12	June 18	at Manchester	7:30 p.m.
13	June 26	TENNESSEE VALLEY	8:00 p.m.
14	July 3	CAPE FEAR	8:00 p.m.
15		Bye	
16	July 16	at Arkansas	8:30 p.m.
17	July 24	MACON	8:00 p.m.
18	July 31	at Columbus	7:30 p.m.

OKLAHOMA CITY

1	April 3	at Tulsa	8:30 p.m.
2	April 10	RIO GRANDE VALLEY	8:30 p.m.
3		Bye	
4	April 24	at Rio Grande Valley	8:30 p.m.
5	May 1	TULSA	8:30 p.m.
6	May 8	LAREDO	8:30 p.m.
7	May 14	at Green Bay	8:30 p.m.
8	May 22	WICHITA	8:30 p.m.
9	May 29	ARKANSAS	8:30 p.m.
10	June 5	at Laredo	8:30 p.m.
11	June 12	at Wichita	8:00 p.m.
12	June 19	LAREDO	8:30 p.m.
13	June 26	at Columbus	7:30 p.m.
14	July 3	CENTRAL VALLEY	8:30 p.m.
15	July 10	at Rio Grande Valley	8:30 p.m.
16	July 17	at Wichita	8:00 p.m.
17	July 23	TULSA	8:30 p.m.
18		Bye	

PEORIA

1	April 3	at Wichita	8:00 p.m.
2	April 9	ARKANSAS	8:00 p.m.
3	April 16	WICHITA	8:00 p.m.



2004 Laredo Law Media Guide



4	April 24	at Tulsa	8:30 p.m.
5	May 1	at Central Valley	10:30 p.m.
6	May 7	QUAD CITY	8:00 p.m.
7	May 15	W-B/SCRANTON	8:00 p.m.
8		Bye	
9	May 29	ALBANY	8:00 p.m.
10	June 5	at Green Bay	8:30 p.m.
11	June 12	LOUISVILLE	8:00 p.m.
12	June 19	at Louisville	7:30 p.m.
13		Bye	
14	July 2	at Quad City	8:30 p.m.
15	July 9	at Bossier-Shreveport	8:00 p.m.
16	July 17	COLUMBUS	8:00 p.m.
17	July 24	at Birmingham	8:30 p.m.
18	July 31	GREEN BAY	8:00 p.m.

QUAD CITY

1	April 3	MANCHESTER	8:30 p.m.
2	April 10	at Manchester	7:30 p.m.
3	April 17	TENNESSEE VALLEY	8:30 p.m.
4	April 24	at W-B/Scranton	7:00 p.m.
5	May 1	GREEN BAY	8:30 p.m.
6	May 7	at Peoria	8:00 p.m.
7	May 15	WICHITA	8:30 p.m.
8	May 22	at San Diego	10:00 p.m.
9		Bye	
10	June 5	at Louisville	7:30 p.m.
11	June 12	W-B/SCRANTON	8:30 p.m.
12	June 18	at Green Bay	8:30 p.m.
13	June 25	at Arkansas	8:30 p.m.
14	July 2	PEORIA	8:30 p.m.
15	July 10	at Tennessee Valley	8:30 p.m.
16	July 17	BIRMINGHAM	8:30 p.m.
17		Bye	
18	July 31	LOUISVILLE	8:30 p.m.

RIO GRANDE VALLEY

1	April 3	LAREDO	8:30 p.m.
2	April 10	at Oklahoma City	8:30 p.m.
3		Bye	
4	April 24	OKLAHOMA CITY	8:30 p.m.
5	May 1	at Laredo	8:30 p.m.
6	May 8	WICHITA	8:30 p.m.
7	May 15	at Central Valley	10:30 p.m.
8	May 22	LAREDO	8:30 p.m.
9	May 28	at Tulsa	8:30 p.m.
10		Bye	
11	June 12	TULSA	8:30 p.m.
12	June 18	at Bossier-Shreveport	8:00 p.m.
13	June 26	at Birmingham	8:30 p.m.
14	July 3	WICHITA	8:30 p.m.
15	July 10	OKLAHOMA CITY	8:30 p.m.
16	July 17	at Tulsa	8:30 p.m.
17	July 24	ARKANSAS	8:30 p.m.
18	July 31	at Wichita	8:00 p.m.

SAN DIEGO

1	April 3	at Arkansas	8:00 p.m.
2	April 9	GREEN BAY	10:00 p.m.
3	April 17	at Bakersfield	10:00 p.m.
4	April 24	CENTRAL VALLEY	10:00 p.m.
5		Bye	
6	May 8	HAWAII	10:00 p.m.
7	May 15	at Bakersfield	10:00 p.m.
8	May 22	QUAD CITY	10:00 p.m.
9	May 28	at Hawaii 12:30 a.m. (6:30 p.m. local)	
10	June 5	at Central Valley	10:30 p.m.
11		Bye	
12	June 19	at Hawaii 12:30 a.m. (6:30 p.m. local)	
13	June 26	BAKERSFIELD	10:00 p.m.
14	July 3	HAWAII	10:00 p.m.
15	July 10	at Central Valley	10:30 p.m.

16	July 17	at Green Bay	8:30 p.m.
17	July 24	BAKERSFIELD	10:00 p.m.
18	July 30	CENTRAL VALLEY	10:00 p.m.

TENNESSEE VALLEY

1	April 3	BAKERSFIELD	8:30 p.m.
2		Bye	
3	April 17	at Quad City	8:30 p.m.
4	April 23	at Laredo	8:30 p.m.
5	May 1	MEMPHIS	8:30 p.m.
6	May 8	at Arkansas	8:00 p.m.
7	May 15	BOSSIER-SHREVEPORT	8:30 p.m.
8	May 22	FLORIDA	8:30 p.m.
9	May 29	at Birmingham	8:30 p.m.
10	June 5	ARKANSAS	8:30 p.m.
11	June 12	at Macon	7:30 p.m.
12	June 19	BIRMINGHAM	8:30 p.m.
13	June 26	at Memphis	8:00 p.m.
14		Bye	
15	July 10	QUAD CITY	8:30 p.m.
16	July 17	MACON	8:30 p.m.
17	July 23	at Bossier-Shreveport	8:00 p.m.
18	July 31	at Florida	7:30 p.m.

TULSA

1	April 3	OKLAHOMA CITY	8:30 p.m.
2	April 10	at Macon	7:30 p.m.
3		Bye	
4	April 24	PEORIA	8:30 p.m.
5	May 1	at Oklahoma City	8:30 p.m.
6	May 8	BOSSIER-SHREVEPORT	8:30 p.m.
7	May 15	at Laredo	8:30 p.m.
8	May 22	at Arkansas	8:00 p.m.
9	May 28	RIO GRANDE VALLEY	8:30 p.m.
10	June 5	WICHITA	8:30 p.m.
11	June 12	at Rio Grande Valley	8:30 p.m.
12	June 19	at Wichita	8:00 p.m.
13		Bye	
14	July 3	at Laredo	8:30 p.m.
15	July 10	WICHITA	8:30 p.m.
16	July 17	RIO GRANDE VALLEY	8:30 p.m.
17	July 23	at Oklahoma City	8:30 p.m.
18	July 31	LAREDO	8:30 p.m.

WICHITA

1	April 3	PEORIA	8:00 p.m.
2	April 10	LAREDO	8:00 p.m.
3	April 16	at Peoria	8:00 p.m.
4	April 24	GREEN BAY	8:00 p.m.
5		Bye	
6	May 8	at Rio Grande Valley	8:30 p.m.
7	May 15	at Quad City	8:30 p.m.
8	May 22	at Oklahoma City	8:30 p.m.
9	May 29	LAREDO	8:00 p.m.
10	June 5	at Tulsa	8:30 p.m.
11	June 12	OKLAHOMA CITY	8:00 p.m.
12	June 19	TULSA	8:00 p.m.
13		Bye	
14	July 3	at Rio Grande Valley	8:30 p.m.
15	July 10	at Tulsa	8:30 p.m.
16	July 17	OKLAHOMA CITY	8:00 p.m.
17	July 24	at Laredo	8:30 p.m.
18	July 31	RIO GRANDE VALLEY	8:00 p.m.

W-B/SCRANTON

1		Bye	
2	April 10	COLUMBUS	7:00 p.m.
3	April 16	at Green Bay	8:30 p.m.
4	April 24	QUAD CITY	7:00 p.m.
5	May 1	LOUISVILLE	7:00 p.m.
6	May 8	at Albany	7:00 p.m.
7	May 15	at Peoria	8:00 p.m.



2004 Laredo Law Media Guide



8	May 22	CAPE FEAR	7:00 p.m.	14		Bye	
9	May 29	at Louisville	7:30 p.m.	15	July 10	MANCHESTER	7:00 p.m.
10	June 5	MANCHESTER	7:00 p.m.	16	July 17	ALBANY	7:00 p.m.
11	June 12	at Quad City	8:30 p.m.	17	July 24	at Cape Fear	7:30 p.m.
12	June 18	at Albany	7:30 p.m.	18	July 30	at Manchester	7:30 p.m.
13	June 26	CAPE FEAR	7:00 p.m.				

2004 af2 Officials

Supervisors of NFL Officials: Mike Pereira, Neely Dunn

Arena Football Supervisors: Jim Lapetina, Ed Manning, Bob Mantooh, Buddy Ward

Assistant Supervisors: Jim Augustyn, Ron Baynes, Tom Bryan, Mack Gilchrist, Joe Rider

R	Ed Kierce	Fred Wiedower	Jim Crowley	Marc Curles	Ken Antee	Jerry Wilson
U	Michael Delaney	Chad Walker	Kevin Matthews	Mark Baynes	Curtis Graham	Tim Keese
HL	Greg Shields	Ken Pearson	Brian Matthew	Dirk Bell	Britt Choate	Gerry Austin
LJ	Rondell Taylor	Mark Bailey	Shawn Hochuli	Kevin Bradley	Will McDonald	Chris Bynum
BJ	James DeBell	Dax Hill	Greg Wilson	Rob Skelton	Christopher Cockrell	Ivan Daniels
Alt			Tim Morris			
R	Larry Mallam	Mike Pavese	Pat Miles	Frank White	Matt Loeffler	Matt Austin
U	Chris Hughes	Brent Sowell	Fred Bryan	Bryan Hoernig	Rico Orsot	Conrad Carney
HL	Julian Mapp	Rich Misner	Rick Kruger	George Gusman	Keith Garmond	Kevin McGrath
LJ	Andy Britton	Mike Mongoven	Matt Kukar	Matt Sumstine	Walt Coleman	Tommy Walsh
BJ	Wayne Gautney	Barry Hendon	Tom Wohlleber	Mike Goshima	Scott Vaughan	Todd Ransom
Alt		Mitch Geier		Doug Awana	Frank LeBlanc	
R	Ed Ardito	Drew Myers	Tony Maranto	Gus Golembiewski	Tony Canella	David Malone
U	Karl Swanke	Ben Young	Richard Brown	Anthony Smith	Pat Bayers	Ruben Fowler
HL	Jeffrey Akers	Dick Wittenberg	Marc Bovos	Chad Green	Donald Rager	Bradford Edwards
LJ	Reggie Smith	Chris Jamison	Lee Ross	Justin Larrew	Robert Smith	Wayne Winkle
BJ	Derwin Williams	Brad Freeman	Derrick Rhone-Dunn	Donald Shouse	Larry Orrico	Mike Williams
Alt					John O'Neil	Michael Cooper
R	Terry Brown	Joe Pester	Brian Chamberlin	Scott McElwee	Steve Strimling	Rusty Wynn
U	Daryl Keckler	Chad Bowers	Mike Wilmoth	Michael Rattley	Torrance Crable	Mike Cullin
HL	Kirk Lewis	Gary Calip	Frank Whitmer	Wayne Mackie	Steve Hoslett	Jeff Heaser
LJ	Victor Pettus	Larry Smith	Rick Smith	Dale Shaw	Mike Cuttone	Harold Mitchell
BJ	David Smith	Scott Gasaway	Craig Helser	James Quirk	Ken Sarna	Ronnie Stewart
Alt	Rod Holloway			James Smith	Greg Toler	Barry Anderson
R	Mike Weseloh					
U	Scott Teifer					
HL	Clay Reynard					
LJ	Danny Short					
BJ	Todd Prukop					
Alt						



2004 Laredo Law Media Guide



2004 af2 Law Opponents Page



NATIONAL CONFERENCE SOUTHWEST DIVISION

YEAR IN LEAGUE: First – EXPANSION TEAM

TEAM COLORS:
Cardinal, Navy, Vegas Gold

TEAM OFFICE:
2600 N. 10th Street
Hidalgo, TX 78557
Phone: (956) 843-7825
Fax: (956) 843-6644

WEB SITE:
www.doradosfootball.com

RADIO:
ESPN Radio 1240 AM

TV:
TELEVISA (Northeast)

ARENA:
Dodge Arena (5,500)
2600 N. 10th Street
Hidalgo, TX 78557
Phone: (956) 843-7825
Fax: (956) 843-9700
Pressbox: (956) 618-7636

CLUB OFFICIALS
Operator/President/General Manager: Trey Medlock
Assistant GM/Director of Ticket Operations: Grant Buckborough
Director of Broadcasting and Media Relations: Chris Due
Director of Corporate Marketing: Diane Atkinson
Director of Community and Public Relations: Lena Longoria
Account Executive: Nick Pardo

Account Executive: Nathan Reilly
Account Executive: Jennifer Sides
Comptroller: Glenda Lusk
Director of Game Operations: Kevin Harp
Director of Merchandising: Tricia Medlock

2004 SCHEDULE

Wk	Date	Opponent	Time
1	April 3	LAREDO	8:30 p.m.
2	April 10	at Oklahoma City	8:30 p.m.
3		Bye	
4	April 24	OKLAHOMA CITY	8:30 p.m.
5	May 1	at Laredo	8:30 p.m.
6	May 8	WICHITA	8:30 p.m.
7	May 15	at Central Valley	10:30 p.m.
8	May 22	LAREDO	8:30 p.m.
9	May 28	at Tulsa	8:30 p.m.
10		Bye	
11	June 12	TULSA	8:30 p.m.
12	June 18	at Bossier-Shreveport	8:00 p.m.
13	June 26	at Birmingham	7:30 p.m.
14	July 3	WICHITA	8:30 p.m.
15	July 10	OKLAHOMA CITY	8:30 p.m.
16	July 17	at Tulsa	8:30 p.m.
17	July 24	ARKANSAS	8:30 p.m.
18	July 31	at Wichita	8:00 p.m.

All Times ET; HOME GAMES IN ALL CAPS

FOOTBALL OPERATIONS

Head Coach/Director of Football Operations: Gary Gussman
Offensive Coordinator: Rodney Blackshear
Defensive Coordinator: Tony Missick
Equipment Manager: Patrick Stevens
Head Athletic Trainer: Travis Dillon



2004 Laredo Law Media Guide



NATIONAL CONFERENCE SOUTHWEST DIVISION

YEAR IN LEAGUE: Fourth

2003 RESULTS: 8-7-1 (0-1 playoffs – in bold type)
Third Place West Division

3/29	Arkansas	W	46-28
4/12	at Tulsa	L	25-43
4/19	at Green Bay	W	41-26
4/26	Tulsa	W	56-49 OT
5/3	Hawaii	W	36-29
5/10	Quad City	L	56-62
5/16	at Hawaii	L	55-61
5/24	at Peoria	W	52-49
5/31	Green Bay	W	57-36
6/7	at Tennessee	L	31-66
6/14	at San Diego	W	54-53
6/21	at Arkansas	W	57-35
6/28	San Diego	L	53-60
7/12	at Bakersfield	L	40-56
7/19	Bakersfield	T	7-7
7/26	Cincinnati	L	59-61
8/1	at Hawaii	L	30-57

TEAM COLORS:

Black, Purple, Copper

TEAM OFFICE:

10300 W. Maple
Wichita, KS 67209
Phone: (316) 755-3307
Fax: (800) 434-0480

WEB SITE:

www.wichitastealth.com

RADIO:

KRZZ 96.3 FM

ARENA:

Kansas Coliseum (9,686)
1229 E. 85th Street N.
Valley Center, KS 67147
Phone: (316) 755-1243
Pressbox: (316) 755-0171

CLUB OFFICIALS

Operator: David Key
General Manager: Mike McCoy
Director of Media Relations: Deuane Howard
Director of Sales: Jeff Gates
Play-by-Play Voice: Jay Sanderson
Sales Executives: Preston Crawford, Chris Collins,
Nick Hoheisel, Paul Myers, Anna Whitham

2004 SCHEDULE

Wk	Date	Opponent	Time
1	April 3	PEORIA	8:00 p.m.
2	April 10	LAREDO	8:00 p.m.
3	April 16	at Peoria	8:00 p.m.
4	April 24	GREEN BAY	8:00 p.m.
5		Bye	
6	May 8	at Rio Grande Valley	8:30 p.m.
7	May 15	at Quad City	8:30 p.m.
8	May 22	at Oklahoma City	8:30 p.m.
9	May 29	LAREDO	8:00 p.m.
10	June 5	at Tulsa	8:30 p.m.
11	June 12	OKLAHOMA CITY	8:00 p.m.
12	June 19	TULSA	8:00 p.m.
13		Bye	
14	July 3	at Rio Grande Valley	8:30 p.m.
15	July 10	at Tulsa	8:30 p.m.
16	July 17	OKLAHOMA CITY	8:00 p.m.
17	July 24	at Laredo	8:30 p.m.
18	July 31	RIO GRANDE VALLEY	8:00 p.m.

All Times ET; HOME GAMES IN ALL CAPS

FOOTBALL OPERATIONS

Head Coach: Sean Ponder
Assistant Head Coach/Defensive Coordinator: Troy Biladeau
Assistant Coach: Carl Caldwell
Equipment Manager: Paul Myers
Athletic Trainer: Chris Roy

ALL-TIME PLAYER DEVELOPMENT

Year	Player	Signed With
2001	Jeremy Johnson	Buffalo (AFL)
2002	Bryan Henderson	Arizona (AFL)
2002	Ron Lopez	Carolina (AFL)
2002	Will Sullivan	Arizona (AFL)
2003	Anthony Buich	Grand Rapids (AFL)
2003	Chris Enneking	Grand Rapids (AFL)



2004 Laredo Law Media Guide



AMERICAN CONFERENCE MID-SOUTH DIVISION

YEAR IN LEAGUE: Fifth

2003 RESULTS: 14-2 (1-1 Playoffs – in bold type)

First Place South Division

4/5	at Florida	W	41-32
4/11	Quad City	W	62-59
4/19	at Louisville	W	55-27
5/3	Bossier City	W	33-21
5/9	at Bossier City	W	66-55
5/17	Macon	W	56-36
5/24	Cape Fear	W	57-54
5/31	at Columbus	W	61-55
6/7	Wichita	W	66-31
6/14	Columbus	W	66-20
6/21	at Birmingham	W	54-35
6/28	Birmingham	W	60-58
7/5	at Memphis	W	51-36
7/12	Florida	W	41-36
7/19	at Quad City	L	34-63
7/26	at Macon	L	42-51
8/8	Mohegan	W	47-30
8/14	Macon	L	48-51

TEAM COLORS:

Green, Silver

TEAM OFFICE:

700 Monroe Street
Huntsville, AL 35801
Phone: (256) 551-3240
Fax: (256) 551-3242

WEB SITE:

www.vipersaf2.com

RADIO:

WUMP 730 AM

ARENA:

Von Braun Center (6,642)
700 Monroe Street
Huntsville, AL 35801
Phone: (256) 533-1953
Fax: (256) 551-2203
Pressbox: (256) 551-2314

CLUB OFFICIALS

Operator/President: Art Clarkson
Vice President/General Manager: Joe Stroud
Business Manager/Tickets: Jennifer Byrd

Media Relations: Darrell Ponder
Group Sales/Merchandise: Alex Sullins

2004 SCHEDULE

Wk	Date	Opponent	Time
1	April 3	BAKERSFIELD	8:30 p.m.
2		Bye	
3	April 17	at Quad City	8:30 p.m.
4	April 23	at Laredo	8:30 p.m.
5	May 1	MEMPHIS	8:30 p.m.
6	May 8	at Arkansas	8:00 p.m.
7	May 15	BOSSIER-SHREVEPORT	8:30 p.m.
8	May 22	FLORIDA	8:30 p.m.
9	May 29	at Birmingham	7:30 p.m.
10	June 5	ARKANSAS	8:30 p.m.
11	June 12	at Macon	7:30 p.m.
12	June 19	BIRMINGHAM	8:30 p.m.
13	June 26	at Memphis	8:00 p.m.
14		Bye	
15	July 10	QUAD CITY	8:30 p.m.
16	July 17	MACON	8:30 p.m.
17	July 23	at Bossier-Shreveport	8:00 p.m.
18	July 31	at Florida	7:30 p.m.

All Times ET; HOME GAMES IN ALL CAPS

FOOTBALL OPERATIONS

Head Coach/Football Operations: Kevin Guy
Assistant Head Coach: Milt Theodosatos
Assistant Offensive Coordinator: Marty Hammond
Assistant Defensive Coordinator: Tracy Kendall
Equipment Manager: Scott Albur
Trainer: Michael Stevenson

ALL-TIME PLAYER DEVELOPMENT

Year	Player	Signed With
2000	Curtis Jeter	Saskatchewan (CFL)
2000	Matt Norwood	Carolina (AFL)
2000	Byan Snyder	Toronto (AFL)
2000	Heath Springer	Toronto (AFL)
2000	Jason Stuart	Nashville (AFL)
2000	Danny Thomas	New Jersey (AFL)
2001	Danny Thomas	Dallas (AFL)
2002	Jermaine Alfred	Dallas (AFL)
2002	Todd Latourette	Detroit (AFL)
2002	Ernest Ross	Detroit (AFL)
2002	Matt Sauk	Arizona (AFL)
2002	Kelly Snell	Detroit (AFL)
2003	Bruce Adrine	Georgia (AFL)
2003	Curtis Jeter	Detroit (AFL)
2003	Chris Johnson	Dallas (AFL)
2003	Mark Lewis	Detroit (AFL)
2003	Ernest Ross	Carolina (AFL)
2003	Ron Perry	Grand Rapids (AFL)



2004 Laredo Law Media Guide



**NATIONAL CONFERENCE
SOUTHWEST DIVISION**

YEAR IN LEAGUE: First – EXPANSION TEAM

TEAM COLORS:
Brick, Black, Silver

TEAM OFFICE:
100 West Main, Suite 175
Oklahoma City, OK 73120
Phone: (405) 228-DAWG (3294)
Fax: (405) 231-KICK (5425)

WEB SITE:
www.okcyarddawgz.com

RADIO:
TBD

ARENA:
Ford Center (18,000)
100 West Reno
Oklahoma City, OK 73120
Phone: (405) 602-8700
Fax: (405) 602-8505

CLUB OFFICIALS
Operator: Jeff Lund
General Manager: Ben Buckland
Director of Ticketing and Promotions: Ryan Haigh
Director of Corporate Sales: Tamara Lee
Director of Communications: Josh Tate

Game Day Producer: Christie Cook
Group Sales: Johnny Walker

2004 SCHEDULE

Wk	Date	Opponent	Time
1	April 3	at Tulsa	8:30 p.m.
2	April 10	RIO GRANDE VALLEY	8:30 p.m.
3		Bye	
4	April 24	at Rio Grande Valley	8:30 p.m.
5	May 1	TULSA	8:30 p.m.
6	May 8	LAREDO	8:30 p.m.
7	May 14	at Green Bay	8:30 p.m.
8	May 22	WICHITA	8:30 p.m.
9	May 29	ARKANSAS	8:30 p.m.
10	June 5	at Laredo	8:30 p.m.
11	June 12	at Wichita	8:00 p.m.
12	June 19	LAREDO	8:30 p.m.
13	June 26	at Columbus	7:30 p.m.
14	July 3	CENTRAL VALLEY	8:30 p.m.
15	July 10	at Rio Grande Valley	8:30 p.m.
16	July 17	at Wichita	8:00 p.m.
17	July 23	TULSA	8:30 p.m.
18		Bye	

All Times ET; HOME GAMES IN ALL CAPS

FOOTBALL OPERATIONS

Head Coach: Gary Reasons
Offensive Coordinator: Sparky Mcewen
Equipment Manager: Craig Benson



2004 Laredo Law Media Guide



NATIONAL CONFERENCE SOUTHWEST DIVISION

YEAR IN LEAGUE: Fifth

2003 RESULTS: 13-3 (3-0 Playoffs – in bold type)

First Place Central Division; National Conference Champion;
ArenaCup Champion

3/27	At Peoria	W	42-39
4/12	Wichita	W	43-25
4/19	Memphis	W	39-37
4/26	At Wichita	L	49-56 OT
5/3	At Memphis	W	61-57
5/10	San Diego	W	65-38
5/17	Bossier City	W	49-28
5/24	At San Diego	W	65-48
5/31	Arkansas	W	59-46
6/7	Peoria	W	63-57
6/14	At Bakersfield	L	40-45
6/21	Bakersfield	W	62-49
6/28	At Arkansas	L	29-45
7/12	Hawaii	W	48-47
7/19	At Louisville	W	43-37
7/25	At Bossier City	W	66-36
8/9	Hawaii	W	58-38
8/16	Arkansas	W	63-52
8/23	Macon	W	58-40

TEAM COLORS:
Red, Blue, Gray

TEAM OFFICE:
9128 E. 46th Street
Tulsa, OK 74145
Phone: (918) 664-4453
Fax: (918) 632-0006

WEB SITE:
www.tulsatalons.com

RADIO:
TBD

ARENA:
Tulsa Convention Center (7,111)
100 Civic Center Drive
Tulsa, OK 74145
Phone: (918) 596-7177
Fax: (918) 596-7155
Pressbox: (918) 587-3537
Business Manager: Jessica Adams

CLUB OFFICIALS

Operator: Jeff Lund
General Manager: Corey MacIntyre
Director of Corporate Sales and Marketing: Mike Frazer
Director of Public Relations: Matt Caddy

Director of Ticket Sales and Community Relations: Mark Foglesong
Administrative Assistant: Jordan Sweeden
Director of Merchandising: Amy Wood

2004 SCHEDULE

Wk	Date	Opponent	Time
1	April 3	OKLAHOMA CITY	8:30 p.m.
2	April 10	at Macon	7:30 p.m.
3		Bye	
4	April 23	PEORIA	8:30 p.m.
5	May 1	at Oklahoma City	8:30 p.m.
6	May 8	BOSSIER-SHREVEPORT	8:30 p.m.
7	May 15	at Laredo	8:30 p.m.
8	May 22	at Arkansas	8:00 p.m.
9	May 28	RIO GRANDE VALLEY	8:30 p.m.
10	June 5	WICHITA	8:30 p.m.
11	June 12	at Rio Grande Valley	8:30 p.m.
12	June 19	at Wichita	8:00 p.m.
13		Bye	
14	July 3	at Laredo	8:30 p.m.
15	July 10	WICHITA	8:30 p.m.
16	July 17	RIO GRANDE VALLEY	8:30 p.m.
17	July 23	at Oklahoma City	8:30 p.m.
18	July 31	LAREDO	8:30 p.m.

All Times ET; HOME GAMES IN ALL CAPS

FOOTBALL OPERATIONS

Head Coach: Ken Matous
Secondary Coach: Ian Cooper
Defensive Coordinator/Line Coach: Mike Esposito
Equipment Manager: Steve Enlow
Head Trainer: Stuart Nichols

ALL-TIME PLAYER DEVELOPMENT

Year	Player	Signed With
2000	Demetrius Crowder	Okla .City (AFL)
2000	Brent Burnside	Houston (AFL)
2000	Brandon Burnside	Houston (AFL)
2002	Kevin Nickerson	Saskatchewan (CFL)
2002	Ramon Richardson	Las Vegas (AFL)
2002	Anthony Buich	Tampa Bay (AFL)
2003	Mitch Allner	Austin (AFL)
2003	Aleric Clark	Austin (AFL)
2003	Brandon Daniels	Austin (AFL)
2003	Tony Dodson	Austin (AFL)
2003	Tacoma Fontaine	Austin (AFL)
2003	Al Hunt	Austin (AFL)
2003	Josh McMillan	Austin (AFL)
2003	Ramon Richardson	Austin (AFL)
2003	Craig Strickland	Dallas (AFL)
2003	Gladstone Taylor	Austin (AFL)



2004 Laredo Law Media Guide



AMERICAN CONFERENCE MID-SOUTH DIVISION

YEAR IN LEAGUE: Fourth

2003 RESULTS: 3-13
Fourth Place Central Division

4/4	Peoria	W	72-58
4/11	at Birmingham	L	43-57
4/18	Cape Fear	W	62-61
4/25	at Arkansas	L	54-57
5/3	at Tennessee	L	21-33
5/9	Tennessee Valley	L	55-66
5/17	at Tulsa	L	28-49
5/24	Columbus	W	34-31
5/30	at Memphis	L	35-62
6/7	at Macon	L	44-49
6/13	Arkansas	L	21-47
6/21	at Columbus	L	32-46
6/27	Memphis	L	35-56
7/5	at Mohegan	L	26-38
7/11	Charleston	L	33-64
7/25	Tulsa	L	36-66

TEAM COLORS:
Silver, Black

TEAM OFFICE:
4400 Barksdale Blvd.
Bossier City, LA 71112
Phone: (318) 746-8755
Fax: (318) 746-8768

WEB SITE:
www.battlewings.com

RADIO:
1130 AM KWKH "The Fan"

ARENA:
CenturyTel Center (12,500)
2000 CenturyTel Center Drive
Bossier City, LA 71112
Phone: (318) 747-2501
Fax: (318) 752-6780

Pressbox: (318) 752-3318

CLUB OFFICIALS

Operator/General Manager: Dan Newman
Vice President of Business Operations: Michael Beasley
Sales and Marketing: Sam Newman
Ticket Manager: Linda Jackson
Assistant General Manager to Vice President of Football Operations:
Brian Lambert

2004 SCHEDULE

Wk	Date	Opponent	Time
1	March 27	BIRMINGHAM	8:00 p.m.
2	April 10	at Florida	7:30 p.m.
3	April 17	at Hawaii 12:30 a.m. (6:30 p.m. local)	
4	April 23	MEMPHIS	8:00 p.m.
5	April 30	HAWAII	8:00 p.m.
6	May 8	at Tulsa	8:30 p.m.
7	May 15	at Tennessee Valley	8:30 p.m.
8	May 21	COLUMBUS	8:00 p.m.
9	May 29	at Columbus	7:30 p.m.
10	June 5	at Memphis	8:00 p.m.
11	June 11	at Laredo	8:30 p.m.
12	June 18	RIO GRANDE VALLEY	8:00 p.m.
13		Bye	
14	July 2	ARKANSAS	8:00 p.m.
15	July 9	PEORIA	8:00 p.m.
16		Bye	
17	July 23	TENNESSEE VALLEY	8:00 p.m.
18	July 31	at Arkansas	8:00 p.m.

All Times ET; HOME GAMES IN ALL CAPS

FOOTBALL OPERATIONS

Head Coach: Keith Barefield
Defensive Coordinator: Ronnie Alexander
Equipment Manager: Brandon Porter
Head Trainer: Mike Peck

ALL-TIME PLAYER DEVELOPMENT

Year	Player	Signed With
2001	Chris Clopton	New York (AFL)
2001	Michael Moncrieff	New Jersey (AFL)
2002	Larry Nixon	Arizona (AFL)
2003	Sparky Hamilton	Dallas (AFL)



2004 Laredo Law Media Guide



AMERICAN CONFERENCE MID-SOUTH DIVISION

YEAR IN LEAGUE: Fifth

2003 RESULTS: 9-7 (2-1 Playoffs – in bold type)

Second Place Central Division

3/29	at Wichita	L	28-46
4/12	San Diego	L	34-40
4/19	at San Diego	W	51-43
4/25	Bossier City	W	57-54
5/3	at Macon	L	49-63
5/10	Memphis	W	50-42
5/17	at Bakersfield	W	44-37
5/31	at Tulsa	L	46-59
6/7	Hawaii	W	58-39
6/13	at Bossier City	W	47-21
6/21	Wichita	L	35-57
6/28	Tulsa	W	45-29
7/5	Birmingham	L	54-55
7/12	at Memphis	W	38-28
7/19	Macon	L	45-57
7/26	at Birmingham	W	41-32
8/2	Bakersfield	W	36-28
8/9	Quad City	W	63-61
8/16	Tulsa	L	52-63

TEAM COLORS:

Black, Victory Blue

TEAM OFFICE:

425 W. Broadway, Suite A
North Little Rock, AR 72114
Phone: (501) 975-5425
Fax: (501) 907-2327

WEB SITE:

www.arkansastwisters.com

RADIO:

101.1 FM KDRE "The River"

TV:

PAX 20/49

ARENA:

ALLTEL Arena (16,058)
One ALLTEL Arena Way
North Little Rock, AR 72114
Phone: (501) 340-5660
Fax: (501) 340-5668
Pressbox: (501) 907-2353

2004 SCHEDULE

Wk	Date	Opponent	Time
1	April 3	SAN DIEGO	8:00 p.m.
2	April 9	at Peoria	8:00 p.m.
3	April 17	BIRMINGHAM	8:00 p.m.
4		Bye	
5	May 1	at Bakersfield	10:00 p.m.
6	May 8	TENNESSEE VALLEY	8:00 p.m.
7	May 15	at Memphis	8:00 p.m.
8	May 22	TULSA	8:00 p.m.
9	May 29	at Oklahoma City	8:30 p.m.
10	June 5	at Tennessee Valley	8:30 p.m.
11	June 12	ALBANY	8:00 p.m.
12		Bye	
13	June 25	QUAD CITY	8:30 p.m.
14	July 2	at Bossier-Shreveport	8:00 p.m.
15	July 9	at Laredo	8:30 p.m.
16	July 16	MEMPHIS	8:30 p.m.
17	July 24	at Rio Grande Valley	8:30 p.m.
18	July 31	BOSSIER-SHREVEPORT	8:00 p.m.

All Times ET; HOME GAMES IN ALL CAPS

FOOTBALL OPERATIONS

Head Coach: Gary Anderson
Assistant Coach: Webb Burnett
Equipment Manager and Trainer: Clark Taylor

ALL-TIME PLAYER DEVELOPMENT

Year	Player	Signed With
2000	Clay Arnold	NFL Europe
2000	Kahlil Carter	Milwaukee (AFL)
2000	C.J. McLain	Nashville (AFL)
2001	Ted Alford	Toronto (CFL)
2001	Reggie Swinton	Dallas (NFL)
2002	Darnell Small	Colorado (AFL)
2003	Kahlil Carter Orlando (AFL); Buffalo (NFL)	
2003	Sacha Lancaster	New Orleans (AFL)



2004 Laredo Law Media Guide



AMERICAN CONFERENCE SOUTH DIVISION

YEAR IN LEAGUE: Fourth

2003 RESULTS: 10-6 (0-1 Playoffs – in bold type)
Second Place South Division

4/5	Tennessee Valley	L	32-41
4/12	Charleston	W	33-27
4/19	Greensboro	L	42-45
4/26	at Memphis	W	53-42
5/3	Birmingham	L	35-38 OT
5/10	at Charleston	L	42-45
5/17	Columbus	W	40-7
5/31	Cape Fear	L	31-45
6/7	Memphis	W	52-30
6/14	at Macon	W	60-49
6/21	at Greensboro	W	68-55
6/28	Macon	W	50-48
7/5	at Cape Fear	W	52-35
7/12	at Tennessee	L	36-41
7/19	at Birmingham	W	57-35
7/26	at Columbus	W	48-44
8/2	at Macon	L	35-42

TEAM COLORS:
Purple, Red, Silver

TEAM OFFICE:
11000 Everblades Pkwy.
Estero, FL 33928
Phone: (239) 390-2287
Fax: (239) 390-2286

WEB SITE:
www.floridafirecats.com

RADIO:
770 AM WWCN

ARENA:
TECO Arena (7,128)
11000 Everblades Pkwy.
Estero, FL 33928
Phone: (239) 948-7825
Fax: (239) 948-2248

CLUB OFFICIALS
Operator: Andrew Vallozzi

President/COO: Christopher Vallozzi
Vice President: Kimberlee Eckel
Director of Sales and Marketing: Joe Morgado
PR/Account Executive: John Archibald
Ticket Manager: Joe Ferraro

2004 SCHEDULE

Wk	Date	Opponent	Time
1		Bye	
2	April 10	BOSSIER-SHREVEPORT	7:30 p.m.
3	April 17	at Memphis	8:00 p.m.
4	April 24	CAPE FEAR	7:30 p.m.
5	May 1	at Macon	7:30 p.m.
6	May 8	at Columbus	7:30 p.m.
7	May 14	at Birmingham	7:30 p.m.
8	May 22	at Tennessee Valley	7:30 p.m.
9	May 29	MEMPHIS	7:30 p.m.
10	June 4	at Macon	7:30 p.m.
11	June 12	COLUMBUS	7:30 p.m.
12	June 19	at Cape Fear	7:30 p.m.
13	June 26	MACON	7:30 p.m.
14		Bye	
15	July 10	BIRMINGHAM	7:30 p.m.
16	July 17	LAREDO	7:30 p.m.
17	July 26	at Columbus	7:30 p.m.
18	July 31	TENNESSEE VALLEY	7:30 p.m.

All Times ET; HOME GAMES IN ALL CAPS

FOOTBALL OPERATIONS

Head Coach: Ben Bennett
Assistant Head Coach/Defensive Coordinator: Kevin Bouis
OL/DL Coach: Flint Flemming
Assistant: Jimmy Magas
Equipment Manager: Chris Hernandez

ALL-TIME PLAYER DEVELOPMENT

Year	Player	Signed With
2002	Dunstan Anderson	Carolina (AFL)
2002	Deryl Lane	Detroit (AFL)
2003	Thaddeus Bullard	Las Vegas (AFL)
2003	Tyronn Johnson	Columbus (AFL)
2003	Ken Mastrole	Detroit (AFL)



2004 Laredo Law Media Guide



2004 af2 Laredo Law Roster

#	POS	Last Name	First Name	HGT	WGT	College	DOB	af2 EXP
1	OS	Theus	Martino	6'2	190	Lambuth	12/23/1975	3
2	DS	Rachal	Traco	6'1	200	Texas A&M-Commerce	12/18/1975	R
3	WR/DB	Minor	Terrance	6'1	190	Texas-El Paso	10/18/1979	R
4	WR/DB	Richardson	Clinton	5'10	195	Texas A&M-Kingsville	8/12/1977	R
7	WR/DB	Winston	P.J.	6'0	200	New Mexico St	5/21/1980	1
10	DS	Johnson	Ty	6'0	200	Langston	7/17/1980	R
11	QB	Rogers	Josh	6'3	220	South Carolina	5/25/1978	2
14	K	Hegnauer	Brian	5'10	195	Baldwin Wallace	9/28/1978	2
17	QB	Perez	Rocky	6'0	210	Texas-El Paso	9/30/1977	R
22	WR/LB	Phillips	Melvin	6'6	217	Texas A&M-Kingsville	10/12/1972	2
24	DS	Fletcher	Aaron	6'0	193	Texas A&M-Commerce	7/13/1977	R
34	OL/DL	Jones	Rodney	6'2	298	Alabama-Birmingham	9/18/1977	R
36	FB/LB	Brown	Sedrick	6'1	243	Purdue	9/2/1979	R
50	OL/DL	Meneley	Clif	6'4	280	None	1/3/1982	R
55	OL/DL	Famaligi	Ariel	6'3	300	Texas-El Paso	12/30/1979	R
61	OL/DL	Dennis	John	6'3	295	West Chester	5/20/1979	R
70	OL/DL	Strandhardt	Joe	6'6	320	Olivet College	5/29/1978	R
73	OL/DL	Mascorro	Steve	6'5	315	New Mexico St	4/27/1981	R
81	FB/LB	Gonzalez	Erick	6'0	250	Sul Ross State University	9/11/1981	R
88	WR/LB	Jones	B'Jay	6'3	200	Langston	1/28/1980	R
95	OL/DL	Cedeno	Jason	6'4	315	Northeastern St	5/28/1975	R
	WR/DB	Wakefield	Michael	5'8	170	New Mexico St.	3/10/1977	R

Head Coach: Scot Maynard
QB/WR/DB: Sam Garza
OL/DL: Jim Beverly
A.T.C.: Bobby Moore
Equipment Manager: Derek Craft



2004 Laredo Law Media Guide




2004 af2 Law Bios

#36 FB/LB Brown, Sedrick 6'1 243 Purdue 9/2/1979 R



The 6'1" 243-pound fullback spent three years at Purdue and then transferred to Texas State University at San Marcos for his senior season. He caught the eye of Law head coach Scot Maynard at the tryout camp on February 29th at the LEC. Brown grew up in Victoria, Texas and had a stellar career at Victoria High School. He rushed for 60 touchdowns and was a two-time District MVP. In his 1997 senior season he rushed for 1,421 yards with 30 touchdowns and was selected third team all-state at the 5A level. Brown then attended Purdue University, with his career highlighted by a trip to the Rose Bowl. While at Purdue he helped protect record setting quarterback, and fellow Texan, Drew Brees. Brown had a 42-yard TD run against Washington in the 2001 Rose Bowl. Brown graduated from Purdue with a B.S. in Organizational Leadership in 2002. He transferred to Texas State University at San Marcos for his final season of football. He ran for 389 yards on 96 carries and had a touchdown in the 2002 campaign with the Bobcats.



#95 OL/DL Cedeno, Jason 6'4 315 Northeastern St 5/28/1975 R



The 6'4" 315-pound Cedeno was the first lineman assigned to the Law. He was born in Trinidad and moved to Baytown, Texas in 1992. Cedeno played his high school football at Robert E. Lee in the Houston area. He was a three-year varsity letterman and was voted to the All-Greater Houston team and was an All-District selection. Cedeno's first two collegiate years from 1999-2000 were spent as a defensive lineman at Navarro Junior College in Corsicana, Texas. He started both years and was an All-Southwest Junior College and All-Region selection in 2000. He played his final year of college football in 2001 at Northeastern Oklahoma, in Tahlequah, Oklahoma an NCAA Division II School. Cedeno was acquired by Laredo in a trade with the Peoria Pirates. Cedeno, who remains a citizen of Trinidad, is married to his wife Joy and they have a four-year old daughter Rebecca.



#61 OL/DL Dennis, John 6'3 295 West Chester 5/20/1979 R



Dennis, a 6'3", 295-pound lineman, played four years of college football at West Chester University an NCAA Division II school in West Chester, PA from 1997-2001. Dennis worked out for the Pittsburgh Steelers and has attended camps with the Chicago Rush and Philadelphia Soul in the Arena Football League. He graduated with a B.S. in Kenisiology.





2004 Laredo Law Media Guide



#55 OL/DL

Famaligi,

Ariel

6'3

300

Texas-El Paso

12/30/1979

R



Famaligi, a 6'3" 300-pound lineman, played at UT-El Paso from 1999-2002. He started all but two games in four years of college. He was a left tackle who originally started as a defensive lineman then shifted to offense. Famaligi was an All-State wrestler at Bel Air High School in El Paso in the 275-pound heavyweight class in both 1997-1998. Was also a two time academic All-State selection in high school. The El Paso, Texas native is fluent in Spanish and played against current Law teammate Steve Mascorro in both high school and college. He is majoring in English and needs three more classes to complete his degree.



#24 DS

Fletcher,

Aaron

6'0

193

Texas A&M-Commerce

7/13/1977

R



The Austin, Texas native played from 1997-98 at Texas A&M Commerce. Was a preseason All-Conference Lone Star selection in 1998. Had four interceptions in his first five games a senior, before getting hurt. Was a top 25 pro prospect at his position. Played at Ranger Junior College from 1995-96. Was the Defensive Player of the Year as a corner back for the Southwest Junior College football conference in 1996. Attended Austin LBJ High School where as a senior he was a Blue Chip prospect in the state of Texas as a wide receiver. Was also an All-CenTex selection as a junior. Has a B.A. in Health Education. Now resides in Dallas with his wife, Nina, and they are expecting their first child in July.



#81 FB/LB

Gonzalez,

Erick

6'0

250

Sul Ross State University

9/11/1981

R



Laredo native Erick Gonzalez, who is 22 years old, played locally at United South High School. After graduation he attended Sul Ross State University in Alpine, Texas where he played three years of football at the NCAA Division III school. He finished his collegiate career this past fall with the Lobos. Gonzalez, a 6'0" 250-pound lineman, currently works at the Laredo Home Depot. He has a 10-month old baby girl, Samantha Nicole.





2004 Laredo Law Media Guide



#14 K **Hegnauer, Brian** 5'10 195 Baldwin-Wallace 9/28/1978 2



Hegnauer kicked in two games for the af2 Quad City Steamwheelers last year with a long field goal of 47 yards. In 2002 the 5'10" 195-pound kicker participated in 13 games with Quad City and made five field goals with a long of 28 yards. Hegnauer capped an outstanding four year college career in 2000 with a Division III All-North Region selection as a kicker his senior year at Baldwin-Wallace College. He finished third on the all-time scoring list for the Yellow Jackets. He also played four years of baseball at Baldwin-Wallace, participating as a pitcher. Hegnauer is left handed, but kicks right. He attended Massillon Perry High School in Massillon, Ohio, where he played wide receiver and defensive back. Has B.A. degrees in Economics and Finance.



YEAR	TEAM	GAMES
2001	Lafayette Roughnecks	1
2002	Quad City Steamwhlrs	13
2003	Quad City Steamwhlrs	2
TOTALS		16

YEAR	TEAM	FIELD GOALS					PAT			TOTAL POINTS
		ATT	MADE	PCT	LG	BLCK	ATT	MADE	PCT	
2001	Lafayette Roughnecks	4	0	0.0	0	0	3	2	16.7	2
2002	Quad City Steamwhlrs	24	5	5.2	28	0	82	61	18.6	76
2003	Quad City Steamwhlrs	5	1	5.0	47	0	15	10	16.7	13
TOTALS										

#10 DS **Johnson, Ty** 6'0 200 Langston 7/17/1980 R



The 6'0 200-pound Johnson played from 2000-01 at Langston University, an NAIA Division II school in Langston, Oklahoma. The past two seasons he played semi-pro football for the Concord Colts in Concord, California. Last season he intercepted seven passes. Had a workout with the AFL San Jose Sabercats and eventually was assigned to the Peoria Pirates. Was traded to the Law in February with B'Jay Jones from Peoria. Johnson grew up with Jones in Vallejo, California. Johnson's parents are godparents to Jones and vice versa.





2004 Laredo Law Media Guide



#88 WR/LB

Jones,

B'Jay

6'3

200

Langston

1/28/1980

R



The 6'3" 200-pound Jones spent four years at Langston University from 2000-03 after completing a standout career at Vallejo High School. Jones completed his B.A. in Criminal Justice at Langston. Had a workout with the AFL San Jose Sabercats and eventually was assigned to the Peoria Pirates. He is no relation to Law teammate Rodney Jones. Was traded to the Law in February with Ty Johnson from Peoria. While at Langston he teamed with Johnson. Jones' parents are godparents to Johnson and vice versa.



#34 OL/DL

Jones,

Rodney

6'2

298

Alabama-Birmingham

9/18/1977

R



Jones spent the 2002 training camp with the Chicago Bears. The 6'2", 298-pound, lineman spent four years at the University of Alabama-Birmingham from 1998-2001. He had 102 tackles in his career including 21 tackles for loss. Jones bench presses more than 750 pounds. During his sophomore season bench pressed 225 pounds 68 times. The native of Birmingham, Alabama had a standout career at Vestavia Hills High School in suburban Birmingham. In three years as a starter he had 275 tackles and 39 sacks. He was an All-State selection as a senior. Jones is an ordained Baptist minister and has preached with his grandfather, Doctor T.L. Albright Sr., at Birmingham Peace and Goodwill Baptist church. Jones was licensed as an ordained minister at the age of 12. He has a son Deven, age three.



#73 OL/DL

Mascorro,

Steve

6'5

315

New Mexico St.

4/27/1981

R



Mascorro a 6'5" 315-pound lineman, played at New Mexico State in Las Cruces, NM. The El Paso, Texas native is fluent in Spanish. Mascorro played for the Aggies from 1999-2002. He is finishing his B.A. in Human Resource Management and Leadership Management. Mascorro played against current Law teammate Ariel Famaligi in both high school and college.





2004 Laredo Law Media Guide



#50 OL/DL

Meneley,

Clif

6'4

280

None

1/3/1982

R



Clif Meneley is a 6'4", 280-pound lineman. Was born in Laredo, played at McAllen Memorial High School in McAllen, Texas and graduated in 2000. The 22-year old Meneley has been playing with the Laredo Red Raiders football team of the Texas United Football League. He currently lives in Laredo where he caught the eye of the Law coaching staff at a TUFL game. He is presently working at the Webb County Juvenile Detention Center.



#3 WR/DB

Minor,

Terrance

6'1

190

Texas-El Paso

10/18/1979

R



Minor played from 1998-2002 at the University of Texas El Paso. Minor was a part of the UTEP Western Athletic Conference championship team in 2000 and played in the Humanitarian Bowl. Minor grew up in Chicago, Illinois, but played his High School football in Houston for Houston Robert E. Lee. He was second team All-City as a wide receiver and a first team All-District selection in both football and basketball. After his senior season, in which he led UTEP with 41 receptions for seven TDs and 630 yards, he participated in the 2003 Paradise Bowl. The All-Star game allows prospects from the West and Midwest to showcase their talents for scouts. In his UTEP career had 70 catches for 1043 yards and 10 TDs. He majored in Criminal Justice and is 19 hours from completion of his degree. Minor was the first player assigned to the Law. He played with current Law teammates Ariel Famaligi and Rocky Perez, at UTEP. The 24-year old is married to his wife Andrea and they have five children: sons Christopher, DeVante and Terrance Jr., and daughters Cameron and Ebonie.



#17 QB

Perez,

Rocky

6'0

210

Texas-El Paso

9/30/1977

R



The 6'0", 210-pound Perez set a UTEP school record with 26 touchdown passes during the Miners' 2000 WAC championship season. He ended his career rated third in completions (400), attempts (716), yardage (5,108), completion percentage (.559) and touchdowns (33) on the UTEP passing charts. He rates third in total offense (5,394 yards). Perez came off the bench to lead UTEP to a 14-3 victory over 25th ranked BYU as a freshman in 1997 at the Sun Bowl. A San Antonio native, Perez earned first team All-WAC honors in 2000, when he ranked eighth in the nation in passing efficiency (147.1). He attended Oliver Wendell Holmes High School in San Antonio, earning All-City and All-District recognition on the gridiron. Perez received his bachelor's degree in kinesiology from UTEP in 2001. He is 12 hours shy of completing his Masters degree.





2004 Laredo Law Media Guide



#22 WR/LB

Phillips,

Melvin

6'6

217

Texas A&M-Kingsville

10/12/1972

2



The 6'6", 217-pound native of Galveston, Texas has the most indoor football experience on the Law roster. The 1992 graduate of O'Connell High School was All-State, All-District, and All-Greater Houston for three years. He was also a Who's Who All American. He attended Butte Community College in California where he was All-Conference and All-Region in both 1992 and 1993. He then played at Texas A&M-Kingsville, where in 1994 the Javelinas reached the Division II National Championship game. In 1995, Phillips played with the San Antonio Texans of the Canadian Football League. From 1997-98 was with the San Jose SaberCats of the Arena Football League. Had 26 receptions for 379 yards and six touchdowns in 1998. Spent the 1999 season with Buffalo and Grand Rapids of the AFL. Played in 2000 with the AFL Oklahoma Wranglers. Set career highs with 30 receptions, 539 yards and 12 touchdowns. In 2002 moved to arenafootball2 with Mohegan and Bakersfield. Spent seven games with Wichita last year. Phillips has two daughters, Courtney age five and Majesty age three.



AFL CAREER STATS

RECEIVING		GP	No.	Yds	Avg/catch	TD	Long	Avg/game
1997	San Jose SaberCats	4	6	72	12.0	2	28	18.0
1998	San Jose SaberCats	12	26	379	14.6	6	31	31.6
1999	Buffalo Destroyers	6	13	163	12.5	3	31	27.2
2000	Oklahoma Wranglers	11	30	539	18.0	12	41	49.0
Career totals		33	75	1153	15.4	23	41	34.9

SCORING	GP	Touchdowns							FG		PATs			Def	Points	
		Rush	Rcv	MFG	KR	IR	FR	TDs	Md-Att	Kick	Rush	Pass	Rcv			
1997	San Jose SaberCats	4	1	2	0	0	0	0	3	0-0	0-0	0-0	0-0	0	0	18
1998	San Jose SaberCats	12	0	6	0	0	0	0	6	0-0	0-0	0-0	0-0	0	0	36
1999	Buffalo Destroyers	6	0	3	0	0	0	3	0-0	0-0	0-0	0-0	0	0	18	
2000	Oklahoma Wranglers	11	0	12	0	0	1	13	0-0	0-0	0-0	0-0	0	0	78	
Career totals		33	1	23	0	0	1	25	0-0	0-0	0-0	0-0	0	0	150	

KICK RETURNS		GP	No.	Yds	Avg	TD	Long
1997	San Jose SaberCats	4	0	0	0.0	0	0
1998	San Jose SaberCats	12	0	0	0.0	0	0
1999	Buffalo Destroyers	6	3	20	6.7	0	13
2000	Oklahoma Wranglers	11	0	0	0.0	0	0
Career totals		33	3	20	6.7	0	13

FUMBLE RETURNS		GP	No.	Yds	Avg	TD	Long
1997	San Jose SaberCats	4	0	0	0.0	0	0
1998	San Jose SaberCats	12	0	0	0.0	0	0
1999	Buffalo Destroyers	6	0	0	0.0	0	0
2000	Oklahoma Wranglers	11	1	43	43.0	1	43
Career totals		33	1	43	43.0	1	43

ALL-PURPOSE YARDS		GP	Rush	Rcv	KR	FGR	IR	Total
1997	San Jose SaberCats	4	0	72	0	0	0	72
1998	San Jose SaberCats	12	0	379	0	0	0	379
1999	Buffalo Destroyers	6	0	163	20	0	0	183
2000	Oklahoma Wranglers	11	0	539	0	0	0	539
Career totals		33	0	1153	20	0	0	1173

DEFENSIVE STATS	GP	Tackles			TFL/Yds	Sacks/Yds	Pass			Fumbles		Blkd		
		Solo	Asst	Total			Int-Yds	Brup	QBH	Forced	Rcvd	Kicks	Saf	
1997	San Jose SaberCats	4	6	6	9.0	.0/0	.0/0	0-0	0	0	0	0	0	0
1998	San Jose SaberCats	12	21	23	32.5	1.0/1	.0/0	0-0	2	0	2	0	0	0
1999	Buffalo Destroyers	6	7	13	13.5	.0/0	.0/0	0-0	4	0	0	0	0	0
2000	Oklahoma Wranglers	11	14	5	16.5	1.0/1	1.0/1	0-0	2	0	0	1	0	0
Career totals		33	48	47	71.5	2.0/2	1.0/1	0-0	8	0	2	1	0	0

Af2 Career Stats

YEAR TEAM	GAMES
2002 Mohegan Wolves	11
Bakersfield Blitz	2
Wichita Stealth	7
TOTALS	20

YEAR TEAM	TACKLES	FOR	SACKS	INTERCEPTIONS	PASS
	TOT	UA	LOSS	NUM	YDS
2002 Mohegan Wolves	47	23	2-5	0.0-0	1
Bakersfield Blitz	8	6	1-1	0.0-0	0
2003 Wichita Stealth	12	5	0-0	0.0-0	1
TOTALS	67	34	3-6	0.0-0	2

YEAR TEAM	RUSHING				RECEIVING				POINTS			
	ATT	YDS	TD	LG	NUM	YDS	TD	LG	TD	2PT	TOT	
2002 Mohegan Wolves	1	-1	0	0	29	357	6	45	6	1	40	
Bakersfield Blitz	0	0	0	0	4	67	2	27	2	0	12	
2003 Wichita Stealth	2	0	0	4	30	464	9	45	9	1	56	
TOTALS	3	-1	0	4	63	888	17	45	17	2	108	

YEAR TEAM	BLKD			FUMBLES			FUMBLES		
	KICK	SFTY	FORCD	REC-YDS	TD	LG	OWN	LOST	
2002 Mohegan Wolves	0	1	2	1-0	0	0	0	0	
Bakersfield Blitz	0	0	0	1-0	0	0	0	0	
2003 Wichita Stealth	0	0	0	0-0	0	0	4	4	
TOTALS	0	1	2	2-0	0	0	4	4	



2004 Laredo Law Media Guide



#2 DS

Rachal,

Traco

6'1

200

Texas A&M-Commerce

12/18/1975

R



Rachal, a native of Carson, California, played one season of college football in Texas at Texas A&M Commerce. He was a 2nd Team All-Lone Star conference selection as a defensive back in 1997. During that season he intercepted four passes and returned one for a touchdown. Rachal, who runs the 40-yard dash in 4.5 seconds, spent his first three years at Fresno City College from 1994-96. The 28-year old also played parts of two seasons in the Canadian Football League with the Saskatchewan Roughriders during the 2000-01 campaigns. Rachal was the second player assigned to the Law.



#4 WR/DB

Richardson,

Clinton (C.J.)

5'10

195

Texas A&M-Kingsville

8/12/1977

R



The 5'10" 195-pound Alto, Texas native played at Texas A&M Kingsville in 1997 and answers to C.J. He was a first team All- Lone Star Conference selection as a tailback. Also ran track for the Javelinas. Transferred to Midwestern State and played football in 1999. Was honorable mention Lone Star conference as a defensive back. Has a B.A. in kinesiology. Declared himself eligible for the 2000 NFL draft. Worked out as a free agent with the Atlanta Falcons. Went over seas and ran track professionally in Germany and also in Monterrey, Mexico. In 2002 played with the Houston Sharks in the NAFL. Has a son Keshon (4).





2004 Laredo Law Media Guide



#11 QB Rogers,

Josh 6'3 220 South Carolina

5/25/1978 2



Rogers brings experience with the af2 game to the Law. In 2002 he played with the Florida Firecats and helped lead the team to the ArenaCup League Championship Game. In 2003 he played in nine games with the Louisville Fire. He completed 51.4 % of his passes for 1,752 yards and 27 touchdowns. Rogers is originally from Los Gatos, CA located in the Bay Area. He was a CSPN Rook Blue Chip All-American selection for the Western Region in 1996 as a senior at Los Gatos High School. After high school he played two years at Los Medanos Junior College located in San Francisco. Was an All-American selection while in junior college. He then played spot duty for South Carolina from 1999-2000 where he went to one Outback Bowl.



YEAR	TEAM	GAMES
2002	Pensacola Barracudas	3
	Cape Fear Wildcats	2
	Florida Firecats	2
2003	Louisville Fire	9
TOTALS		16

YEAR	TEAM	PASSING						SACKED	
		ATT	CMP	PCT	INT	YDS	TD	LG	NUM-YDS
2002	Pensacola Barracudas	23	15	16.3	1	183	3	39	2-8
	Cape Fear Wildcats	6	4	16.7	0	71	1	41	1-6
	Florida Firecats	5	3	15.0	0	27	1	15	1-5
2003	Louisville Fire	259	133	12.8	10	1752	27	46	15-75
TOTALS		293	155	13.2	11	2033	32	46	19-94

YEAR	TEAM	RUSHING				RECEIVING				POINTS		
		ATT	YDS	TD	LG	NUM	YDS	TD	LG	TD	2PT	TOT
2002	Pensacola Barracudas	3	-2	0	3	0	0	0	0	0	0	0
	Florida Firecats	1	1	0	1	0	0	0	0	0	0	0
2003	Louisville Fire	23	9	4	15	0	0	0	0	4	0	24
TOTALS		27	8	4	15	0	0	0	0	4	0	24

#70 OL/DL Strandhardt,

Joe 6'6 320 Olivet College

5/29/1978 R



The 6'6", 320-pound Strandhardt capped a stellar collegiate career at Olivet College by being selected as a 1st Team Division III All-American pick as an offensive lineman in 2001. He was also selected as the Lineman of the Year for the Michigan Intercollegiate Athletic Association. The native of Oscoda, Michigan played high school football at Oscoda High School where he was the conference Lineman of the Year his senior season. Spent last season playing with the San Antonio Texas Coyotes of the NFL. The team suspended operations after four games. Holds B.A. degrees in both Psychology and Criminal Justice.





2004 Laredo Law Media Guide



#1 OS

Theus,

Martino

6'2

190

Lambuth

12/23/1975

3



Theus a 6'2, 190-pound, offensive specialist is a three year af2 veteran out of Lambuth University in Jackson, Tennessee who played in 15 games last year for the Rochester Brigade. He had 88 receptions for 1100 yards and 21 touchdowns. In 2002 Theus had a breakout season playing in all 16 games for the Brigade, where he set team records with 160 receptions and 1,753 receiving yards. Theus ranked second in the league for receptions and with 109.6 receiving yards per game. He set Brigade team records with 14 receptions and 195 receiving yards in a game against New Haven on May 3, 2002. He registered ten or more catches and 100 or more receiving yards in nine games in 2002 and led the team in scoring with 128 points and touchdowns with 21. Played with the IPFL champion Mississippi Firedogs in 2000.



YEAR	TEAM	GAMES
2001	Memphis Xplorers	2
	Rochester Brigade	6
2002	Rochester Brigade	16
2003	Rochester Brigade	15
TOTALS		39

YEAR	TEAM	RUSHING				RECEIVING				POINTS		
		ATT	YDS	TD	LG	NUM	YDS	TD	LG	TD	2PT	TOT
2001	Memphis Xplorers	0	0	0	0	5	24	0	6	0	0	0
	Rochester Brigade	0	0	0	0	16	171	1	42	1	0	6
2002	Rochester Brigade	0	0	0	0	160	1753	21	41	21	1	128
2003	Rochester Brigade	0	0	0	0	88	1100	21	48	21	3	132
TOTALS		0	0	0	0	269	3048	43	48	43	4	266

YEAR	TEAM	KICKOFF RETURNS			
		NUM	AVG	TD	LG
2001	Rochester Brigade	3	21.0	0	22
2002	Rochester Brigade	13	14.2	0	41
2003	Rochester Brigade	15	11.6	0	36
TOTALS		31	13.6	0	41

YEAR	TEAM	TACKLES			FOR		SACKS		INTERCEPTIONS				PASS
		TOT	UA	LOSS	NUM	YDS	NUM	YDS	TD	LG	DEF		
2001	Memphis Xplorers	4	3	0-0	0	0-0	0	0	0	0	0	0	
	Rochester Brigade	5	2	0-0	1	0-3	0	0	0	0	0	0	
2002	Rochester Brigade	2	2	0-0	0	0-0	0	0	0	0	0	0	
2003	Rochester Brigade	1	1	0-0	0	0-0	0	0	0	0	0	0	
TOTALS		12	8	0-0	1	0-3	0	0	0	0	0	0	

WR/DB

Wakefield,

Michael

5'8

170


New Mexico St.

3/10/1977

R



The 5'8" 170-pound Wakefield, played receiver and running back at New Mexico State from 1997-99. Among the top 10 in the nation in kickoff return average at more than 30 yards per return as a senior. Started collegiate career at the University of Pacific in 1996, then the school dropped football. The native of San Diego, CA, played at Lincoln Prep High School (same high school as Marcus Allen and Terrell Davis). Was All-City his senior year of high school. Was invited, but did not participate in the Texas-California High School All-Star game. Has a B.A. in Psychology and needs just four more classes to finish his Masters degree. Teaches Self Contained Special Education for 6th graders at Ed White Middle School in San Antonio, Texas.





2004 Laredo Law Media Guide



#7 WR/DB

Winston,

P.J.

6'0

200

New Mexico St.

5/21/1980

1



A 6'0", 200-pound receiver, Winston played his college football at New Mexico State from 1999-2002. His senior year had 39 receptions for 574 yards and three touchdowns. Winston spent last season with the af2 Richmond Speed. He had 37 catches for 345 yards and three touchdowns. Winston is from Commerce, Texas. He was a two time All-District selection in basketball and baseball while at Commerce High School. On the gridiron helped Commerce go 15-1 in 1997 and reach the 3A state championship game. He pitched back-to-back no-hitters in a high school baseball post-season district tournament.



YEAR TEAM	GAMES
2003 Richmond Speed	7

YEAR TEAM	RUSHING			RECEIVING				POINTS		
	ATT	YDS	TD LG	NUM	YDS	TD LG	TD	2PT	TOT	
2003 Richmond Speed	6	1	0 3	37	345	3 33	3	0	18	

YEAR TEAM	KICKOFF RETURNS			
	NUM	AVG	TD	LG
2003 Richmond Speed	1	10.0	0	10

YEAR TEAM	TACKLES			FOR		SACKS		INTERCEPTIONS				PASS
	TOT	UA	LOSS	NUM-YDS	QBH	NUM	YDS	TD	LG	DEF		
2003 Richmond Speed	9	4	0-0	0.0-0	0	1	21	0	21	4		

YEAR TEAM	BLKD		FUMBLES				FUMBLES	
	KICK	SFTY	FORCD	REC-YDS	TD	LG	OWN	LOST
2003 Richmond Speed	0	0	0	0-0	0	0	3	2



2004 Laredo Law Media Guide



Judy, Vanessa, Melissa, Laura, Valerie, Stephanie, Corina, Miriam

Notice: AF2, arenafootball2, arena football 2 & Design, ArenaCup, Hometown Football, and all the names, symbols, emblems, logos and colors of the AF2 and the AF2 Operator Members are trademarks owned by AF2, LLC, Chicago Illinois. Arena, Arena Football, The 50-Yard Indoor War, Football With a Bite, In Your Face Football, War on the Floor, Don't Blink, The Fastest Game on Turf, High Scorin! Heart Stoppin! Helmet Poppin!, Brawl Inside the Wall, and Wall 2 Wall Brawl are trademarks owned by Arena Football League, LLC, Chicago Illinois and are used under license. IRONMAN is a trademark of World Triathlon Corporation, Tarpon Springs, Florida and is used under license. The Arena Football Game System and Method of play is protected under U.S. Patent No. 4911433 and used under license.



Laredo Law Season Tickets



	1 Year Season	2 Year Season
Platinum	\$480.00	\$450.00
Field Level	\$308.00	\$280.00
Lower Level	\$192.00	\$160.00
Side Line	\$144.00	\$120.00
Side Line Ends	\$120.00	\$104.00
End Zone	\$96.00	\$80.00

For information or tickets please call:

956-726-GAME (4263)