

2002 San Diego Riptide Playoff Information Guide

Index

Team Directory	2
Playoff Schedule	3
Riptide Statistics	4
Game Recaps	18
Built-Ford Tough Players	34
Player Profiles	35
2002 Roster	36
#1 Aazaar Abdul-Rahim	37
#2 Ryan Smith	38
#3 Brian Berg	39
#4 Marty Graham	40
#5 Jerry Garrett	41
#6 Kenny Haslip	42
#7 Wesley Phillips	43
#8 Michael Duncan	44
#9 Kevin Burton	45
#11 Ryan Geisler	46
#16 Kane Claunch	47
#24 Altie Parker	48
#26 Melvin Blue	49
#33 Jason Burk	50
#37 Rico Curtis	51
#50 Jason Henry	52
#51 Nathan Gallow	52
#69 Zack LaMonda	53
#75 Brandon Bejarano	53
#81 Mark Butler	54
#86 Scottie Nicholson	55
#87 Brad Greetis	55
#91 Trevor Misipeka	56
#93 Ryan Cuthbert	57
#99 LaPrice Reynolds	57
Riptide in the community	58
Riptide all-time roster	60
2002 af2 standings	62
2002 af2 statistics	63
ArenaCup Recaps	72



Rico Curtis set the af2's single-season tackle mark on this stop. He finished the year with 121.0. He is a candidate for the All-af2 team, ADT Defensive Player, Ironman, Rookie and the Built-Ford Tough Player of the Year.

San Diego Riptide
5465 Morehouse Drive, Suite 160
San Diego, California 92121
Phone: 858.455.8379
Fax: 858.455.8379

Written by: Andy Lopusnak **Contact:** 858.229.2334 **E-mail:** andy@sandiegoriptide.com
Photography by: Essy Ghavameddini, Paul Martinez, Pat Cubel, Anthony Watson, Carlo Terlizzi, Thomas Oed, Steve Woltmann, Mike Cerniglia, Chris Arnold, AFL/af2 Photo Archives and all 34 af2 & 16 AFL teams.

2002 San Diego Riptide Directory

Administration

President/C.O.O	Gil Saidy
Co-Operator/Director, Game Operations	Eddie Quiroz
General Manager	George LaFrance
Vice President	Andy Lopusnak
Director, Community Relations	Dawn Ridz
Director, Dance Team	Johanna Blevins
Director, Season & Group Sales	Rito Arciaga
Senior Marketing Executive	Ross Marchbanks
Ticket Manager	Karen Nims-April
Sales Assistant	Ryan Johnson
Receptionist	Elsa White
Orthopedic Surgeon	David Chao
Team Physician	Lee Rice
Graphic Designer	Alberto Zevallos
Assistant Dance Team Director	Tonya Dupree
Media Consultant	Rick Schloss
Radio Announcers	Chris Ello, Scott Kaplan
	Bill Ray Smith, Bill Werndl
Team Photographers	Essy Ghavameddini, Paul Martinez, Pat Cubel Carlo Terlizzi, Anthony Watson

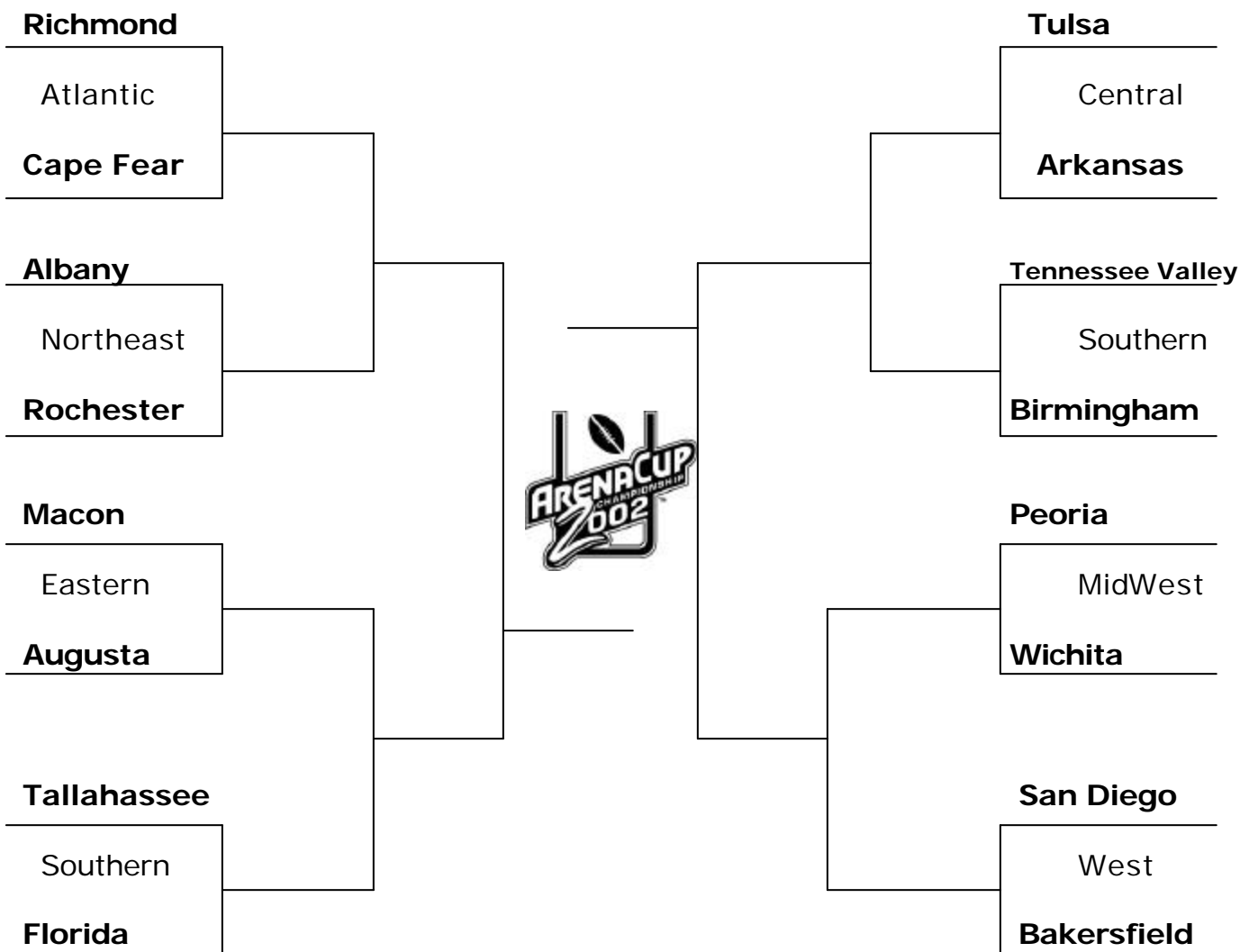
Football Operations

Head Coach/Director, Football Operations	Cree Morris
Defensive Coordinator/Secondary Coach	Derek Dahlen
Special Teams Coordinator/Line Coach	Tim White
Assistant Coaches	James Kilmer
	Eric Van Tassle
	Evan Arapostathis
Head Athletic Trainer	Dennis Greenhill, ATC
Equipment Manager	Todd Lutinski

2002 arenafootball2 Playoff Schedule

American Conference

National Conference



First Round: August 2-3
Second Round: August 9-10
Conference Championships: August 16-17
ArenaCup III: August 23, 2002



2002 San Diego Riptide Final Statistics

<u>TEAM STATISTICS</u>	<u>SDG</u>	<u>OPP</u>
SCORING.....	726	728
Points Per Game.....	45.4	45.5
FIRST DOWNS.....	213	233
Rushing.....	26	32
Passing.....	158	158
Penalty.....	29	43
RUSHING YARDAGE.....	494	452
Yards gained rushing.....	531	530
Yards lost rushing.....	37	78
Rushing Attempts.....	144	178
Average Per Rush.....	3.4	2.5
Average Per Game.....	30.9	28.2
TDs Rushing.....	26	34
PASSING YARDAGE.....	3435	3560
Att-Comp-Int.....	472-253-14	547-316-14
Average Per Pass.....	7.3	6.5
Average Per Catch.....	13.6	11.3
Average Per Game.....	214.7	222.5
TDs Passing.....	70	62
TOTAL OFFENSE.....	3929	4012
Total Plays.....	652	748
Average Per Play.....	6.0	5.4
Average Per Game.....	245.6	250.8
KICK RETURNS: #-YARDS.....	78-1784	76-1561
FG RETURNS: #-YARDS.....	12-260	20-331
INT RETURNS: #-YARDS.....	14-141	14-143
KICK RETURN AVERAGE.....	22.9	20.5
FG RETURN AVERAGE.....	21.7	16.5
INT RETURN AVERAGE.....	10.1	10.2
FUMBLES-LOST.....	35-22	32-23
PENALTIES-YARDS.....	104-690	106-688
Average Per Game.....	43.1	43.0
TIME OF POSSESSION/GAME.....	29:29	31:10
3RD-DOWN CONVERSIONS.....	41/110	58/127
3rd-Down Pct.....	37%	46%
4TH-DOWN CONVERSIONS.....	13/27	13/27
4th-Down Pct.....	48%	48%
SACKS BY-YARDS.....	23-116	36-183
MISC YARDS.....	41	43
TOUCHDOWNS SCORED.....	104	103
FIELD GOALS-ATTEMPTS.....	8-37	11-36
PAT-ATTEMPTS.....	68-95	65-88
2-pt PAT-ATTEMPTS.....	0-1	0-0
ATTENDANCE.....	55195	39613
Games/Avg Per Game.....	8/6899	8/4952

<u>SCORE BY QUARTERS</u>	<u>1st</u>	<u>2nd</u>	<u>3rd</u>	<u>4th</u>	<u>OT</u>	<u>Total</u>
San Diego Riptide...	176	173	142	235	0 -	726
Opponents.....	169	231	129	193	6 -	728


Overall Individual Statistics

RUSHING	GP-GS	Att	Gain	Loss	Net	Avg	TD	Long	Avg/G
BLUE, Melvin	13-11	37	152	10	142	3.8	7	19	10.9
CLAUNCH, Kane	16-16	32	122	14	108	3.4	4	21	6.8
BURK, Jason	14-0	20	69	2	67	3.3	3	15	4.8
BERG, Brian	14-8	16	64	0	64	4.0	3	17	4.6
CURTIS, Rico	16-16	18	60	8	52	2.9	3	9	3.2
GARRETT, Jerry	9-1	8	25	0	25	3.1	3	5	2.8
GRAHAM, Marty	9-8	8	22	1	21	2.6	1	5	2.3
PHILLIPS, Wesley	16-0	3	16	0	16	5.3	1	14	1.0
MISIPEKA, Trevor	16-15	1	1	0	1	1.0	1	1	0.1
SMITH, Ryan	13-8	1	0	2	-2	-2.0	0	0	-0.2
Total.....	16	144	531	37	494	3.4	26	21	30.9
Opponents.....	16	178	530	78	452	2.5	34	23	28.2

PASSING	GP-GS	Rating	Att-Cmp-Int	Pct	Yds	TD	Lng	Avg/G
CLAUNCH, Kane	16-16	99.80	420-230-13	54.8	3297	63	46	206.1
PHILLIPS, Wesley	16-0	90.11	51-22-1	43.1	319	6	42	19.9
GARRETT, Jerry	9-1	118.75	1-1-0	100.0	2	1	2	0.2
TEAM	15-0	39.58	0-0-0	0.0	-183	0	0	-12.2
Total.....	16	98.83	472-253-14	53.6	3435	70	46	214.7
Opponents.....	16	102.31	547-316-14	57.8	3560	62	45	222.5

RECEIVING	GP-GS	No.	Yds	Avg	TD	Long	Avg/G
GRAHAM, Marty	9-8	40	673	16.8	14	46	74.8
GARRETT, Jerry	9-1	40	553	13.8	9	41	61.4
CURTIS, Rico	16-16	34	405	11.9	6	35	25.3
SMITH, Ryan	13-8	31	394	12.7	7	42	30.3
BUTLER, Mark	8-6	26	467	18.0	9	45	58.4
PARKER, Altie	14-2	26	377	14.5	9	43	26.9
ABDUL-RAHIM, Aazaar	15-12	19	324	17.1	7	44	21.6
NICHOLSON, Scottie	6-0	7	137	19.6	2	40	22.8
GREETIS, Brad	15-2	7	92	13.1	2	34	6.1
CUTHBERT, Ryan	14-14	6	50	8.3	2	17	3.6
BURK, Jason	14-0	6	45	7.5	2	22	3.2
SMITH, Jared	2-0	4	41	10.2	0	12	20.5
BERG, Brian	14-8	3	21	7.0	1	10	1.5
HOLMES, Seneca	1-1	2	20	10.0	0	15	20.0
BLUE, Melvin	13-11	2	19	9.5	0	16	1.5
Total.....	16	253	3618	14.3	70	46	226.1
Opponents.....	16	316	3676	11.6	62	45	229.8

FG RETURNS	No.	Yds	Avg	TD	Long
GRAHAM, Marty	7	157	22.4	0	44
SMITH, Ryan	3	72	24.0	0	42
BUTLER, Mark	2	31	15.5	0	24
Total.....	12	260	21.7	0	44
Opponents.....	20	331	16.5	0	41



INTERCEPTIONS	No.	Yds	Avg	TD	Long
SMITH, Ryan	4	59	14.8	1	52
DUNCAN, Michael	3	30	10.0	0	23
HASLIP, Kenny	2	14	7.0	1	9
CURTIS, Rico	2	11	5.5	0	9
BURTON, Kevin	2	21	10.5	0	21
MISIPEKA, Trevor	1	6	6.0	0	6
Total.....	14	141	10.1	2	52
Opponents.....	14	143	10.2	2	32

KICK RETURNS	No.	Yds	Avg	TD	Long
GRAHAM, Marty	29	743	25.6	1	58
SMITH, Ryan	19	468	24.6	1	54
BUTLER, Mark	12	269	22.4	0	48
ABDUL-RAHIM, Aazaar	7	146	20.9	0	29
PARKER, Altie	4	64	16.0	0	21
GARRETT, Jerry	3	29	9.7	0	16
CURTIS, Rico	2	40	20.0	0	23
NICHOLSON, Scottie	1	2	2.0	0	2
HOLMES, Seneca	1	23	23.0	0	23
Total.....	78	1784	22.9	2	58
Opponents.....	76	1561	20.5	3	57

FUMBLE RETURNS	No.	Yds	Avg	TD	Long
CURTIS, Rico	3	41	13.7	1	29
LAMONDA, Zack	0	0	0.0	1	0
GREETIS, Brad	0	0	0.0	1	0
BERG, Brian	0	0	0.0	1	0
Total.....	3	41	13.7	4	29
Opponents.....	4	43	10.8	2	20



SCORING	TD	FGs	----- PATs -----				Pass	2PT	Saf	Points
			Kick	Rush	Rcv	Pass				
GRAHAM, Marty	16	0-0	0-0	0-0	0	0-0	0	0	96	
GEISLER, Ryan	0	7-28	54-71	0-0	0	0-0	0	0	75	
GARRETT, Jerry	12	0-0	0-0	0-0	0	0-0	0	0	72	
CURTIS, Rico	10	0-0	0-0	0-1	1	0-0	0	0	62	
PARKER, Altie	9	0-0	0-0	0-0	0	0-0	0	0	54	
SMITH, Ryan	9	0-0	0-0	0-0	0	0-0	0	0	54	
BUTLER, Mark	9	0-0	0-0	0-0	0	0-0	0	0	54	
BLUE, Melvin	7	0-0	0-0	0-0	0	0-0	0	0	42	
ABDUL-RAHIM, Aazaar	7	0-0	0-0	0-0	0	0-0	0	0	42	
BERG, Brian	5	0-0	0-0	0-0	0	0-0	0	0	30	
BURK, Jason	5	0-0	0-0	0-0	0	0-0	0	0	30	
CLAUNCH, Kane	4	0-0	0-0	0-0	0	1-5	0	0	24	
GREETIS, Brad	3	0-0	0-0	0-0	0	0-0	0	1	20	
BOHN, Brad	0	1-9	14-24	0-0	0	0-0	0	0	17	
CUTHBERT, Ryan	2	0-0	0-0	0-0	0	0-0	0	1	14	
NICHOLSON, Scottie	2	0-0	0-0	0-0	0	0-0	0	0	12	
PHILLIPS, Wesley	1	0-0	0-0	1-2	0	0-1	0	0	8	
MISIPEKA, Trevor	1	0-0	0-0	0-0	0	0-0	0	0	6	
LAMONDA, Zack	1	0-0	0-0	0-0	0	0-0	0	0	6	
HASLIP, Kenny	1	0-0	0-0	0-0	0	0-0	0	0	6	
TEAM	0	0-0	0-0	0-0	0	0-0	0	1	2	
Total.....	104	8-37	68-95	1-3	1	1-6	0	3	726	
Opponents.....	103	11-36	65-88	2-3	3	3-10	0	1	728	



TOTAL OFFENSE	G	Plays	Rush	Pass	Total	Avg/G
CLAUNCH, Kane	16	452	108	3297	3405	212.8
PHILLIPS, Wesley	16	54	16	319	335	20.9
BLUE, Melvin	13	37	142	0	142	10.9
BURK, Jason	14	20	67	0	67	4.8
BERG, Brian	14	16	64	0	64	4.6
CURTIS, Rico	16	18	52	0	52	3.2
GARRETT, Jerry	9	9	25	2	27	3.0
GRAHAM, Marty	9	8	21	0	21	2.3
MISIPEKA, Trevor	16	1	1	0	1	0.1
SMITH, Ryan	13	1	-2	0	-2	-0.2
TEAM	15	0	0	-183	-183	-12.2
Total.....	16	616	494	3435	3929	245.6
Opponents.....	16	725	452	3560	4012	250.8




FIELD GOALS	FGM-FGA	Pct	01-19	20-29	30-39	40-49	50-65	Lg	Blk
BOHN, Brad	1-9	11.1	0-0	0-0	1-1	0-3	0-5	36	0
GEISLER, Ryan	7-28	25.0	0-0	3-5	1-3	3-9	0-11	46	2

FG SEQUENCE	San Diego Riptide	OPPONENTS
Bakersfield Blitz	44,(36),41	(23),47
Fresno Frenzy	61	(25),55,63
Tulsa Talons	60,51,46	-
Arkansas Twisters	65,53	-
Louisville Fire	52	55,60
Hawaiian Islanders	(45),(40)	59,(27)
Fresno Frenzy	60,56,(25)	(41)
Bakersfield Blitz	(30),47,22,(28),55	60,(40),58
Hawaiian Islanders	(29),39,31	24,37
Bakersfield Blitz	62,58,65	40,(19),31,(18),61,(27),57,42
Hawaiian Islanders	47	(25),(35),49
Peoria Pirates	47,53,46,49	31,46,41,60
Fresno Frenzy	56	46
Wichita Stealth	(46),43,61	50,18
Arkansas Twisters	-	24,53
Q.C. Steamwheelers	61,24	(20)

Numbers in (parentheses) indicate field goal was made.



ALL PURPOSE	G	Rush	Rec	FG	KOR	IR	Tot	Avg/G
GRAHAM, Marty	9	21	673	157	743	0	1594	177.1
SMITH, Ryan	13	-2	394	72	468	59	991	76.2
BUTLER, Mark	8	0	467	31	269	0	767	95.9
GARRETT, Jerry	9	25	553	0	29	0	607	67.4
CURTIS, Rico	16	52	405	0	40	11	508	31.8
ABDUL-RAHIM, Aazaar	15	0	324	0	146	0	470	31.3
PARKER, Altie	14	0	377	0	64	0	441	31.5
BLUE, Melvin	13	142	19	0	0	0	161	12.4
NICHOLSON, Scottie	6	0	137	0	2	0	139	23.2
BURK, Jason	14	67	45	0	0	0	112	8.0
CLAUNCH, Kane	16	108	0	0	0	0	108	6.8
GREETIS, Brad	15	0	92	0	0	0	92	6.1
BERG, Brian	14	64	21	0	0	0	85	6.1
CUTHBERT, Ryan	14	0	50	0	0	0	50	3.6
HOLMES, Seneca	1	0	20	0	23	0	43	43.0
SMITH, Jared	2	0	41	0	0	0	41	20.5
DUNCAN, Michael	10	0	0	0	0	30	30	3.0
BURTON, Kevin	8	0	0	0	0	21	21	2.6
PHILLIPS, Wesley	16	16	0	0	0	0	16	1.0
HASLIP, Kenny	9	0	0	0	0	14	14	1.6
MISIPEKA, Trevor	16	1	0	0	0	6	7	0.4
Total.....	16	494	3618	260	1784	141	6297	393.6
Opponents.....	16	452	3676	331	1561	143	6163	385.2



DEFENSIVE LEADERS	GP	-----Tackles-----			-Sacks-		---Pass Def---			-Fumbles-		Blkd	
		Solo	Ast	Total	TFL/Yds	No-Yds	Int-Yds	BrUp	QBH	Rcv-Yds	FF	Kick	Saf
37 CURTIS, Rico	16	90	62	121.0	5.5-16	.	2-11	13	7	3-41	4	.	.
1 ABDUL-RAHIM, Aazaar	15	30	32	46.0	1.0-2	.	.	14	.	3-0	1	.	.
8 DUNCAN, Michael	10	29	26	42.0	1.0-20	.	3-30	20	.	.	2	.	.
3 BERG, Brian	14	20	29	34.5	5.0-11	4.0-22	.	10	1-0	1	.	.	.
6 HASLIP, Kenny	9	28	10	33.0	2.5-7	.	2-14	30
93 CUTHBERT, Ryan	14	23	19	32.5	5.5-35	10.5-53	.	2	14	.	2	.	1
2 SMITH, Ryan	13	25	13	31.5	.	.	4-59	9	.	1-0	.	.	.
24 PARKER, Altie	14	20	13	26.5	.	.	.	8
5 GARRETT, Jerry	9	16	14	23.0	0.5-1	1	.	.
91 MISIPEKA, Trevor	16	15	11	20.5	.	3.0-15	1-6	3	6	2-0	2	.	.
33 BURK, Jason	14	8	23	19.5	1.5-2	1.5-13	.	4	1	2-0	.	.	.
9 BURTON, Kevin	8	15	8	19.0	.	.	2-21	19	.	.	1	.	.
26 BLUE, Melvin	13	9	14	16.0	1.5-3	.	.	2	4	1-0	.	.	.
86 NICHOLSON, Scottie	6	11	8	15.0	.	0.5-3	.	.	.	2-0	.	.	.
51 GALLOW, Nathan	10	8	5	10.5	2.0-6	1.5-4	.	1	.	.	1	.	.
87 GREETIS, Brad	15	5	8	9.0	.	1.0-3	.	3	1-0	.	1	1	.
99 REYNOLDS, L.P.	7	2	7	5.5	0.5-0	.	.	2	4
81 BUTLER, Mark	8	4	3	5.5	0.5-7	.	.	2
75 BEJARANO, Brandon	10	3	4	5.0	1.5-5	1-0	.	.	.
7 PHILLIPS, Wesley	16	4	1	4.5
69 LAMONDA, Zack	4	4	2	5.0	.	.	.	2	4-0	1	.	.	.
23 BROWN, Kevin	2	2	3	3.5	.	.	.	3
50 HENRY, Jason	5	.	5	2.5	0.5-1
25 HENDRICKSON, St	4	1	2	2.0
90 CRAIG, Robert	2	2	.	2.0	1.0-3	1.0-3	.	.	.	1-0	1	.	.
4 GRAHAM, Marty	9	2	.	2.0
11 GEISLER, Ryan	12	1	1	1.5
21 CATLIN, Scott	2	1	1	1.5
6 BOHN, Brad	4	1	.	1.0
21 SMITH, Jared	2	1-0	.	.	.
TM TEAM	15	1
Total.....	16	379	324	541.0	30-119	23-116	14-141	132	51	23-41	17	1	3
Opponents.....	16	249	263	380.5	18-43	36-183	14-143	64	32	22-43	17	2	1

Team Game-by-Game

Date	Opponent	---RUSHING---			--RECEIVING--			-----PASSING-----				--KICK RET--			---FG RET---			All Purp						
		No.	Yds	TD	Lg	No.	Yds	TD	Lg	Att	Cmp	Int	Yds	TD	Lg	No	Yds		TD	Lg	No	Yds	TD	Lg
Apr 06, 2002	BAKERSFIELD BLITZ.....	5	12	2	7	16	292	4	46	32	16	3	286	4	46	8	220	0	46	0	0	0	0	524
Apr 11, 2002	at Fresno Frenzy.....	14	72	3	19	13	219	7	45	22	13	1	219	7	45	6	157	0	39	1	21	0	21	469
Apr 20, 2002	TULSA TALONS.....	8	34	1	17	17	201	3	35	37	17	1	187	3	35	5	87	0	23	0	0	0	0	322
Apr 27, 2002	at Arkansas Twisters...	14	44	2	9	15	199	5	43	29	15	1	184	5	43	10	244	1	54	0	0	0	0	489
May 04, 2002	LOUISVILLE FIRE.....	6	40	1	17	13	222	6	35	19	13	0	222	6	35	4	122	1	58	1	21	0	21	485
May 11, 2002	at Hawaiian Islanders..	11	23	3	18	19	245	4	38	27	19	0	236	4	38	7	151	0	32	1	42	0	42	461
May 18, 2002	at Fresno Frenzy.....	9	34	2	17	16	232	3	39	24	16	0	212	3	39	5	88	0	28	0	0	0	0	369
May 25, 2002	BAKERSFIELD BLITZ.....	4	5	1	3	14	152	3	34	27	14	1	149	3	34	4	98	0	33	2	71	0	44	326
Jun 01, 2002	HAWAIIAN ISLANDERS....	10	31	0	12	14	227	4	32	21	14	0	213	4	32	4	90	0	30	0	0	0	0	362
Jun 08, 2002	at Bakersfield Blitz...	11	24	3	6	14	227	4	28	28	14	2	219	4	28	4	95	0	48	2	31	0	24	386
Jun 14, 2002	at Hawaiian Islanders..	8	44	0	21	19	261	5	29	38	19	0	241	5	29	3	50	0	21	1	24	0	24	379
Jun 22, 2002	PEORIA PIRATES.....	3	14	0	9	10	168	4	41	32	10	0	165	4	41	4	82	0	35	3	41	0	21	326
Jun 29, 2002	FRESNO FRENZY.....	18	72	5	18	18	190	4	22	27	18	0	178	4	22	2	57	0	31	0	0	0	0	319
Jul 06, 2002	at Wichita Stealth....	7	7	1	3	18	249	4	42	35	18	1	229	4	42	2	23	0	23	0	0	0	0	279
Jul 20, 2002	ARKANSAS TWISTERS.....	11	17	2	9	21	279	4	31	34	21	2	254	4	31	4	72	0	32	1	9	0	9	377
Jul 27, 2002	at Q.C. Steamwheelers..	5	21	0	14	16	255	6	44	40	16	2	241	6	44	6	148	0	32	0	0	0	0	424
Totals.....		144	494	26	21	253	3618	70	46	472-253-	14	3435	70	46	78	1784	2	58	12	260	0	44	6297	
Opponent.....		178	452	34	23	316	3676	62	45	547-316-	14	3560	62	45	76	1561	3	57	20	331	0	41	6163	

Games played: 16
 Avg per rush: 3.4
 Avg per catch: 14.3
 Pass efficiency: 98.83
 Kick ret avg: 22.9
 FG ret avg: 21.7
 All purpose avg/game: 393.6
 Total offense avg/gm: 245.6

Date	Opponent	-----TACKLES-----			-SACKS-		-FUMBLE-		Pass Blkd				-Kicks--XPTS-			Pts						
		Solo	Ast	Total	TFL	Yds	No	Yds	FF	FR	Yds	Int	Yds	QBH	Def		Kick	Att	Mad	Run	Rcv	Saf
Apr 06, 2002	BAKERSFIELD BLITZ.....	40	24	52.0	2.0	-28	3.0	-20	0	1-0	1-0	3	10	0	6-4	0	0	0	0	0	0	43
Apr 11, 2002	at Fresno Frenzy.....	26	20	36.0	2.0	-18	1.0	-3	1	2-0	0-0	10	3	0	10-7	0	0	0	0	1	69	
Apr 20, 2002	TULSA TALONS.....	28	10	33.0	4.0	-26	1.0	-3	1	4-12	1-0	0	7	0	5-2	0	0	0	1	34		
Apr 27, 2002	at Arkansas Twisters...	17	24	29.0	0.0	-0	0.0	-0	1	0-0	1-2	0	7	0	3-1	0	1	0	51			
May 04, 2002	LOUISVILLE FIRE.....	35	30	50.0	4.0	-8	3.0	-13	2	1-0	3-80	7	20	1	9-6	0	0	1	68			
May 11, 2002	at Hawaiian Islanders..	21	8	25.0	0.0	-0	1.0	-6	4	2-0	0-0	0	1	0	7-4	0	0	0	52			
May 18, 2002	at Fresno Frenzy.....	15	40	35.0	3.0	-8	2.0	-11	1	1-0	2-15	2	7	0	4-4	0	0	0	37			
May 25, 2002	BAKERSFIELD BLITZ.....	22	24	34.0	4.0	-11	2.0	-11	1	3-29	0-0	1	8	0	4-3	0	0	0	33			
Jun 01, 2002	HAWAIIAN ISLANDERS....	24	30	39.0	1.0	-1	1.0	-3	0	1-0	2-14	1	20	0	6-5	0	0	0	44			
Jun 08, 2002	at Bakersfield Blitz...	24	28	38.0	3.0	-6	1.0	-3	0	0-0	2-9	3	13	0	7-4	0	0	0	46			
Jun 14, 2002	at Hawaiian Islanders..	16	14	23.0	2.0	-6	0.0	-0	0	0-0	0-0	0	5	0	5-4	0	0	0	34			
Jun 22, 2002	PEORIA PIRATES.....	19	28	33.0	1.0	-1	4.0	-28	2	1-0	1-21	4	17	0	4-4	0	0	0	28			
Jun 29, 2002	FRESNO FRENZY.....	28	18	37.0	2.0	-2	1.0	-3	1	3-0	0-0	12	8	0	10-7	0	0	0	67			
Jul 06, 2002	at Wichita Stealth....	22	10	27.0	1.0	-1	1.0	-8	1	1-0	1-0	0	4	0	5-4	0	0	0	37			
Jul 20, 2002	ARKANSAS TWISTERS.....	19	10	24.0	1.0	-3	0.0	-0	1	1-0	0-0	7	11	0	6-6	0	0	0	42			
Jul 27, 2002	at Q.C. Steamwheelers..	23	6	26.0	0.0	-0	2.0	-4	1	2-0	0-0	1	5	0	4-3	1	0	0	41			
Totals.....		379	324	541.0	30.0	-119	23.0	-116	17	23-41	14	141	51	146	1	95-68	1	1	3	726		
Opponent.....		249	263	380.5	18.0	-43	35.0	-181	17	22-43	14	143	32	78	2	88-65	2	3	1	728		

Date	Opponent	--FIELD GOALS--			
		Att	Made	Lg	Blkd
Apr 06, 2002	BAKERSFIELD BLITZ.....	3	1	36	0
Apr 11, 2002	at Fresno Frenzy.....	1	0	0	0
Apr 20, 2002	TULSA TALONS.....	3	0	0	0
Apr 27, 2002	at Arkansas Twisters...	2	0	0	0
May 04, 2002	LOUISVILLE FIRE.....	1	0	0	0
May 11, 2002	at Hawaiian Islanders..	2	2	45	0
May 18, 2002	at Fresno Frenzy.....	3	1	25	0
May 25, 2002	BAKERSFIELD BLITZ.....	5	2	30	0
Jun 01, 2002	HAWAIIAN ISLANDERS....	3	1	29	0
Jun 08, 2002	at Bakersfield Blitz...	3	0	0	1
Jun 14, 2002	at Hawaiian Islanders..	1	0	0	0
Jun 22, 2002	PEORIA PIRATES.....	4	0	0	0
Jun 29, 2002	FRESNO FRENZY.....	1	0	0	0
Jul 06, 2002	at Wichita Stealth....	3	1	46	0
Jul 20, 2002	ARKANSAS TWISTERS.....	0	0	0	0
Jul 27, 2002	at Q.C. Steamwheelers..	2	0	0	1
Totals.....		37	8	46	2
Opponent.....		36	11	41	1



Opponent Game-by-Game

Date	Opponent	---RUSHING---				--RECEIVING--				-----PASSING-----				--KICK RET--			---FG RET---			All Purp				
		No.	Yds	TD	Lg	No.	Yds	TD	Lg	Att	Cmp	Int	Yds	TD	Lg	No	Yds	TD	Lg		No	Yds	TD	Lg
Apr 06, 2002	BAKERSFIELD BLITZ.....	17	-4	2	5	25	341	4	34	39	25	1	321	4	34	5	113	0	52	1	22	0	22	498
Apr 11, 2002	at Fresno Frenzy.....	11	36	1	10	22	240	5	39	35	22	0	237	5	39	7	189	1	55	0	0	0	0	465
Apr 20, 2002	TULSA TALONS.....	8	11	3	4	22	218	5	35	30	22	1	215	5	35	4	59	0	30	2	46	0	36	340
Apr 27, 2002	at Arkansas Twisters...	10	40	3	11	22	325	8	37	32	22	1	325	8	37	5	56	0	23	2	32	0	19	453
May 04, 2002	LOUISVILLE FIRE.....	17	29	2	13	19	227	2	35	40	19	3	214	2	35	6	103	0	24	1	3	0	3	362
May 11, 2002	at Hawaiian Islanders..	14	43	4	11	16	172	1	41	34	16	0	166	1	41	6	162	1	56	0	0	0	0	377
May 18, 2002	at Fresno Frenzy.....	14	12	2	4	21	215	5	36	30	21	2	204	5	36	5	121	0	39	1	18	0	18	366
May 25, 2002	BAKERSFIELD BLITZ.....	8	8	1	6	25	208	5	32	36	25	0	197	5	32	2	36	0	20	1	7	0	7	288
Jun 01, 2002	HAWAIIAN ISLANDERS....	13	53	3	20	19	213	2	38	41	19	2	210	2	38	6	111	0	33	1	1	0	1	378
Jun 08, 2002	at Bakersfield Blitz...	11	6	2	3	18	192	3	45	36	18	2	189	3	45	3	50	0	20	2	52	0	41	317
Jun 14, 2002	at Hawaiian Islanders..	10	59	4	21	14	151	3	18	26	14	0	151	3	18	5	102	0	28	1	41	0	41	353
Jun 22, 2002	PEORIA PIRATES.....	8	34	1	10	20	230	2	33	42	20	1	202	2	33	3	24	0	22	4	71	0	20	359
Jun 29, 2002	FRESNO FRENZY.....	11	53	3	23	14	157	2	26	28	14	0	154	2	26	8	137	0	31	1	7	0	7	288
Jul 06, 2002	at Wichita Stealth.....	15	27	2	5	17	296	4	35	26	17	1	288	4	35	4	88	0	31	2	17	0	15	439
Jul 20, 2002	ARKANSAS TWISTERS.....	4	6	0	2	20	196	5	39	33	20	0	196	5	39	3	74	0	31	0	0	0	0	322
Jul 27, 2002	at Q.C. Steamwheelers..	7	39	1	23	22	295	6	45	39	22	0	291	6	45	4	136	1	57	1	14	0	14	492
Opponent totals.....		178	452	34	23	316	3676	62	45	547	316	14	3560	62	45	76	1561	3	57	20	331	0	41	6163
San Diego Riptide.....		144	494	26	21	253	3618	70	46	472	253	14	3435	70	46	78	1784	2	58	12	260	0	44	6297

Games played: 16
 Avg per rush: 2.5
 Avg per catch: 11.6
 Pass efficiency: 102.31
 Kick ret avg: 20.5
 FG ret avg: 16.5
 All purpose avg/game: 385.2
 Total offense avg/gm: 250.8

Date	Opponent	-----TACKLES-----			TFL-Yds	-SACKS-	-FUMBLE-	Pass Blkd				-Kicks--XPTS-				Pts		
		Solo	Ast	Total				QBH	Def	Kick	Att	Mad	Run	Rcv	Saf			
Apr 06, 2002	BAKERSFIELD BLITZ.....	20	2	21.0	0.0-0	1.0-6	0	1-0	3-26	2	8	0	6-4	0	0	0	0	49
Apr 11, 2002	at Fresno Frenzy.....	11	26	24.0	1.0-2	0.0-0	1	1-0	1-0	1	2	0	2-1	0	3	0	52	
Apr 20, 2002	TULSA TALONS.....	22	10	27.0	5.0-16	4.0-14	3	2-5	1-6	1	7	0	6-6	0	0	0	54	
Apr 27, 2002	at Arkansas Twisters...	18	30	33.0	1.0-3	2.0-13	0	0-0	1-0	0	8	0	11-9	0	0	0	75	
May 04, 2002	LOUISVILLE FIRE.....	8	18	17.0	1.0-2	0.0-0	1	1-0	0-0	1	3	0	4-3	0	0	0	27	
May 11, 2002	at Hawaiian Islanders..	13	16	21.0	2.0-5	2.0-9	0	3-38	0-0	0	1	0	6-5	0	0	0	50	
May 18, 2002	at Fresno Frenzy.....	14	24	26.0	2.0-2	4.0-20	1	2-0	0-0	3	3	0	6-4	0	0	0	49	
May 25, 2002	BAKERSFIELD BLITZ.....	19	6	22.0	1.0-2	2.0-3	2	2-0	1-29	3	4	0	6-4	0	0	0	43	
Jun 01, 2002	HAWAIIAN ISLANDERS....	15	18	24.0	3.0-6	2.0-14	2	2-0	0-0	3	3	0	5-4	0	0	0	34	
Jun 08, 2002	at Bakersfield Blitz...	17	16	25.0	0.0-0	2.0-8	0	1-0	2-17	2	5	1	5-4	0	0	0	43	
Jun 14, 2002	at Hawaiian Islanders..	18	12	24.0	0.0-0	2.0-20	3	2-0	0-0	0	3	0	5-3	1	0	0	53	
Jun 22, 2002	PEORIA PIRATES.....	12	10	17.0	0.0-0	1.0-3	0	0-0	0-0	5	11	0	3-3	0	0	0	21	
Jun 29, 2002	FRESNO FRENZY.....	16	28	30.0	0.0-0	1.0-12	2	2-0	0-0	7	3	0	5-3	0	0	0	33	
Jul 06, 2002	at Wichita Stealth.....	16	9	20.5	1.0-2	5.0-20	1	1-0	1-11	0	5	0	6-4	0	0	1	42	
Jul 20, 2002	ARKANSAS TWISTERS.....	18	22	29.0	1.0-3	5.0-25	0	1-0	2-46	2	2	0	6-3	0	0	0	45	
Jul 27, 2002	at Q.C. Steamwheelers..	12	16	20.0	0.0-0	2.0-14	1	1-0	2-8	2	10	1	6-5	1	0	0	58	
Opponent totals.....		249	263	380.5	18.0-43	35.0-181	17	22-43	14-143	32	78	2	88-65	2	3	1	728	
San Diego Riptide.....		379	324	541.0	30.0-119	23.0-116	17	23-41	14-141	51	146	1	95-68	1	1	3	726	

Date	Opponent	--FIELD GOALS--		
		Att-Made	Lg	Blkd
Apr 06, 2002	BAKERSFIELD BLITZ.....	2-1	23	0
Apr 11, 2002	at Fresno Frenzy.....	3-1	25	0
Apr 20, 2002	TULSA TALONS.....	0-0	0	0
Apr 27, 2002	at Arkansas Twisters...	0-0	0	0
May 04, 2002	LOUISVILLE FIRE.....	2-0	0	1
May 11, 2002	at Hawaiian Islanders..	2-1	27	0
May 18, 2002	at Fresno Frenzy.....	1-1	41	0
May 25, 2002	BAKERSFIELD BLITZ.....	3-1	40	0
Jun 01, 2002	HAWAIIAN ISLANDERS....	2-0	0	0
Jun 08, 2002	at Bakersfield Blitz...	8-3	27	0
Jun 14, 2002	at Hawaiian Islanders..	3-2	35	0
Jun 22, 2002	PEORIA PIRATES.....	4-0	0	0
Jun 29, 2002	FRESNO FRENZY.....	1-0	0	0
Jul 06, 2002	at Wichita Stealth.....	2-0	0	0
Jul 20, 2002	ARKANSAS TWISTERS.....	2-0	0	0
Jul 27, 2002	at Q.C. Steamwheelers..	1-1	20	0
Opponent totals.....		36-11	41	1
San Diego Riptide.....		37-8	46	2



Team Game-by-Game Comparison

Opponent	Score	First Downs	---RUSHING---	-----PASSING-----	---TOTAL OFFENSE---	Return Yards	Penalty Yards	Turn-Overs		
			Number-Yards	Attempts-Comp-Int	Plays Yards					
BAKERSFIELD BLITZ...	43-49	13/16	5-12 / 17--4	32-16- 3 / 39-25- 1	286/321	37/56	298/317	220/161	15/28	4/2
Fresno Frenzy.....	69-52	14/13	14-72 / 11-36	22-13- 1 / 35-22- 0	219/237	36/46	291/273	178/189	15/41	2/2
TULSA TALONS.....	34-54	11/14	8-34 / 8-11	37-17- 1 / 30-22- 1	187/215	45/38	221/226	99/116	54/15	3/5
Arkansas Twisters...	51-75	15/23	14-44 / 10-40	29-15- 1 / 32-22- 1	184/325	43/42	228/365	246/88	52/41	1/1
LOUISVILLE FIRE.....	68-27	11/13	6-40 / 17-29	19-13- 0 / 40-19- 3	222/214	25/57	262/243	223/106	33/30	1/4
Hawaiian Islanders..	52-50	13/12	11-23 / 14-43	27-19- 0 / 34-16- 0	236/166	38/48	259/209	193/200	61/56	3/2
Fresno Frenzy.....	37-49	14/14	9-34 / 14-12	24-16- 0 / 30-21- 2	212/204	33/44	246/216	103/139	48/29	2/3
BAKERSFIELD BLITZ...	33-43	6/16	4-5 / 8-8	27-14- 1 / 36-25- 0	149/197	31/44	154/205	198/72	47/13	3/3
HAWAIIAN ISLANDERS..	44-34	14/20	10-31 / 13-53	21-14- 0 / 41-19- 2	213/210	31/54	244/263	104/112	76/40	2/3
Bakersfield Blitz...	46-43	12/10	11-24 / 11-6	28-14- 2 / 36-18- 2	219/189	39/47	243/195	135/119	39/22	3/2
Hawaiian Islanders..	34-53	17/13	8-44 / 10-59	38-19- 0 / 26-14- 0	241/151	46/36	285/210	74/143	40/40	2/0
PEORIA PIRATES.....	28-21	5/14	3-14 / 8-34	32-10- 0 / 42-20- 1	165/202	35/50	179/236	144/95	42/77	0/2
FRESNO FRENZY.....	67-33	16/13	18-72 / 11-53	27-18- 0 / 28-14- 0	178/154	45/39	250/207	57/144	39/18	2/3
Wichita Stealth.....	37-42	15/13	7-7 / 15-27	35-18- 1 / 26-17- 1	229/288	42/41	236/315	23/116	48/130	2/2
ARKANSAS TWISTERS...	42-45	18/12	11-17 / 4-6	34-21- 2 / 33-20- 0	254/196	45/37	271/202	81/120	54/39	3/1
Q.C. Steamwheelers..	41-58	19/17	5-21 / 7-39	40-16- 2 / 39-22- 0	241/291	45/46	262/330	148/158	27/69	3/2
Totals.....	726-728	213/233	144-494 / 178-452	472-253-14/547-316-14	3435/3560	616/725	3929/4012	2226/2078	690/688	36/37

Note: Game totals are displayed in the format TEAM/OPPONENT for each category

Opponent	3rd Down Conversions	4th Down Conversions	Time of Possession	TOP Margin	Avg Yds/Rush	Avg Yds/Pass	Avg Yds/Play
BAKERSFIELD BLITZ...	2-6 / 6-10	1-1 / 0-1	31:13/ 39:25	-8:12	2.4/-0.2	8.9/8.2	8.1/5.7
Fresno Frenzy.....	3-5 / 1-7	1-1 / 1-2	29:12/ 30:48	-1:36	5.1/3.3	10.0/6.8	8.1/5.9
TULSA TALONS.....	3-9 / 6-6	1-3 / 0-0	34:46/ 25:14	9:32	4.2/1.4	5.1/7.2	4.9/5.9
Arkansas Twisters...	5-10 / 4-4	1-2 / 0-0	32:57/ 26:52	6:05	3.1/4.0	6.3/10.2	5.3/8.7
LOUISVILLE FIRE.....	1-2 / 4-11	0-0 / 2-5	19:40/ 40:20	-20:40	6.7/1.7	11.7/5.3	10.5/4.3
Hawaiian Islanders..	3-6 / 4-10	0-1 / 3-4	27:15/ 32:45	-5:30	2.1/3.1	8.7/4.9	6.8/4.4
Fresno Frenzy.....	0-5 / 6-10	1-2 / 2-2	26:49/ 33:11	-6:22	3.8/0.9	8.8/6.8	7.5/4.9
BAKERSFIELD BLITZ...	0-6 / 4-7	1-1 / 0-1	28:10/ 31:50	-3:40	1.2/1.0	5.5/5.5	5.0/4.7
HAWAIIAN ISLANDERS..	4-7 / 5-8	0-0 / 0-1	28:40/ 31:20	-2:40	3.1/4.1	10.1/5.1	7.9/4.9
Bakersfield Blitz...	2-6 / 1-9	0-1 / 0-0	29:00/ 31:00	-2:00	2.2/0.5	7.8/5.2	6.2/4.1
Hawaiian Islanders..	2-8 / 1-6	2-4 / 2-2	31:40/ 28:20	3:20	5.5/5.9	6.3/5.8	6.2/5.8
PEORIA PIRATES.....	1-9 / 4-11	1-4 / 1-2	24:38/ 35:22	-10:44	4.7/4.2	5.2/4.8	5.1/4.7
FRESNO FRENZY.....	6-7 / 2-6	0-0 / 0-3	32:01/ 27:59	4:02	4.0/4.8	6.6/5.5	5.6/5.3
Wichita Stealth.....	2-9 / 2-6	3-3 / 0-1	28:46/ 31:14	-2:28	1.0/1.8	6.5/11.1	5.6/7.7
ARKANSAS TWISTERS...	5-8 / 3-7	0-2 / 1-1	33:51/ 26:09	7:42	1.5/1.5	7.5/5.9	6.0/5.5
Q.C. Steamwheelers..	2-7 / 5-9	1-2 / 1-2	33:06/ 26:54	6:12	4.2/5.6	6.0/7.5	5.8/7.2
Totals.....	41-110/ 58-127	13-27 / 13-27	471:44/498:43	-26:59	3.4/2.5	7.3/6.5	6.4/5.5

Note: Game totals are displayed in the format TEAM/OPPONENT for each category



Game Superlatives

INDIVIDUAL GAME HIGHS

Rushes.....	6	BLUE, Melvin at Fresno Frenzy (Apr 11, 2002) BLUE, Melvin at Arkansas Twisters (Apr 27, 2002) CLAUNCH, Kane at Hawaiian Islanders (Jun 14, 2002)
Yards Rushing.....	38	CLAUNCH, Kane at Hawaiian Islanders (Jun 14, 2002)
TD Rushes.....	3	GARRETT, Jerry vs Fresno Frenzy (Jun 29, 2002)
Long Rush.....	21	CLAUNCH, Kane at Hawaiian Islanders (Jun 14, 2002)
Pass attempts.....	37	CLAUNCH, Kane vs Tulsa Talons (Apr 20, 2002)
Pass completions....	21	CLAUNCH, Kane vs Arkansas Twisters (Jul 20, 2002)
Yards Passing.....	292	CLAUNCH, Kane vs Bakersfield Blitz (Apr 06, 2002)
TD Passes.....	7	CLAUNCH, Kane at Fresno Frenzy (Apr 11, 2002)
Long Pass.....	46	CLAUNCH, Kane vs Bakersfield Blitz (Apr 06, 2002)
Receptions.....	8	BUTLER, Mark at Bakersfield Blitz (Jun 08, 2002) GARRETT, Jerry at Hawaiian Islanders (Jun 14, 2002)
Yards Receiving.....	197	GRAHAM, Marty vs Bakersfield Blitz (Apr 06, 2002)
TD Receptions.....	4	GRAHAM, Marty vs Bakersfield Blitz (Apr 06, 2002)
Long Reception.....	46	GRAHAM, Marty vs Bakersfield Blitz (Apr 06, 2002)
Field Goals.....	2	GEISLER, Ryan at Hawaiian Islanders (May 11, 2002) GEISLER, Ryan vs Bakersfield Blitz (May 25, 2002)
Long Field Goal.....	46	GEISLER, Ryan at Wichita Stealth (Jul 06, 2002)
Long MFG Return	44	GRAHAM, Marty vs Bakersfield Blitz (May 25, 2002)
Long Kickoff Return.	58	GRAHAM, Marty vs Louisville Fire (May 04, 2002)
Tackles.....	12.5	CURTIS, Rico vs Bakersfield Blitz (Apr 06, 2002)
Sacks.....	2.0	CUTHBERT, Ryan vs Bakersfield Blitz (May 25, 2002) CUTHBERT, Ryan vs Peoria Pirates (Jun 22, 2002)
Tackles For Loss....	2.5	HASLIP, Kenny vs Bakersfield Blitz (May 25, 2002)
Interceptions.....	2	SMITH, Ryan vs Louisville Fire (May 04, 2002) HASLIP, Kenny vs Hawaiian Islanders (Jun 01, 2002)

TEAM GAME HIGHS

Rushes.....	18	vs Fresno Frenzy (Jun 29, 2002)
Yards Rushing.....	72	at Fresno Frenzy (Apr 11, 2002) vs Fresno Frenzy (Jun 29, 2002)
Yards Per Rush.....	6.7	vs Louisville Fire (May 04, 2002)
TD Rushes.....	5	vs Fresno Frenzy (Jun 29, 2002)
Pass attempts.....	40	at Q.C. Steamwheelers (Jul 27, 2002)
Pass completions....	21	vs Arkansas Twisters (Jul 20, 2002)
Yards Passing.....	286	vs Bakersfield Blitz (Apr 06, 2002)
Yards Per Pass.....	11.7	vs Louisville Fire (May 04, 2002)
TD Passes.....	7	at Fresno Frenzy (Apr 11, 2002)
Total Plays.....	46	at Hawaiian Islanders (Jun 14, 2002)
Total Offense.....	298	vs Bakersfield Blitz (Apr 06, 2002)
Yards Per Play.....	10.5	vs Louisville Fire (May 04, 2002)
Points.....	69	at Fresno Frenzy (Apr 11, 2002)
Sacks By.....	4	vs Peoria Pirates (Jun 22, 2002)
First Downs.....	19	at Q.C. Steamwheelers (Jul 27, 2002)
Penalties.....	11	vs Hawaiian Islanders (Jun 01, 2002)
Penalty Yards.....	76	vs Hawaiian Islanders (Jun 01, 2002)
Turnovers.....	4	vs Bakersfield Blitz (Apr 06, 2002)
Interceptions By....	3	vs Louisville Fire (May 04, 2002)

OPPONENT INDIVIDUAL GAME HIGHS

Rushes.....	11	SHELMAN, Anthon, vs Louisville Fire (May 04, 2002)
Yards Rushing.....	40	SMALL, Darnell, at Arkansas Twisters (Apr 27, 2002)
TD Rushes.....	3	SMALL, Darnell, at Arkansas Twisters (Apr 27, 2002)
		ARCENEUAUX, Darn, at Hawaiian Islanders (May 11, 2002)
		ARCENEUAUX, Darn, at Hawaiian Islanders (Jun 14, 2002)
Long Rush.....	23	COX, Carlos, vs Fresno Frenzy (Jun 29, 2002)
		GOOCH, Ira, at Q.C. Steamwheelers (Jul 27, 2002)
Pass attempts.....	40	ENGLISH, Dan, vs Louisville Fire (May 04, 2002)
Pass completions....	25	ELLIOTT, Chad, vs Bakersfield Blitz (Apr 06, 2002)
		ELLIOTT, Chad, vs Bakersfield Blitz (May 25, 2002)
Yards Passing.....	341	ELLIOTT, Chad, vs Bakersfield Blitz (Apr 06, 2002)
TD Passes.....	8	HEBERT, Ricky, at Arkansas Twisters (Apr 27, 2002)
Long Pass.....	45	ELLIOTT, Chad, at Bakersfield Blitz (Jun 08, 2002)
		CAWLEY, Mike, at Q.C. Steamwheelers (Jul 27, 2002)
Receptions.....	12	WOFFORD, Steve, vs Bakersfield Blitz (May 25, 2002)
Yards Receiving.....	148	SLOTH, Ryan, vs Bakersfield Blitz (Apr 06, 2002)
TD Receptions.....	3	WEBB, Lamont, at Fresno Frenzy (Apr 11, 2002)
		WOFFORD, Steve, vs Bakersfield Blitz (May 25, 2002)
		JOHNSON, Lennie, vs Arkansas Twisters (Jul 20, 2002)
		ANTHONY, Chris, at Q.C. Steamwheelers (Jul 27, 2002)
Long Reception.....	45	BIVINS, Gerrick, at Bakersfield Blitz (Jun 08, 2002)
		HEWITT, Jeff, at Q.C. Steamwheelers (Jul 27, 2002)
Field Goals.....	3	BAKER, Jon, at Bakersfield Blitz (Jun 08, 2002)
Long Field Goal.....	41	McCabe, Brian, at Fresno Frenzy (May 18, 2002)
Long MFG Return....	41	WOFFORD, Steve, at Bakersfield Blitz (Jun 08, 2002)
		TILLIS, Mike, at Hawaiian Islanders (Jun 14, 2002)
Long Kickoff Return.	57	HEWITT, Jeff, at Q.C. Steamwheelers (Jul 27, 2002)
Tackles.....	8.0	THIGPEN, Eric, at Q.C. Steamwheelers (Jul 27, 2002)
Sacks.....	3.5	TAYLOR, Greg, vs Arkansas Twisters (Jul 20, 2002)
Tackles For Loss....	2.0	HOLLOMAN, Cliff, vs Tulsa Talons (Apr 20, 2002)
Interceptions.....	2	CAIL, Deadrick, vs Arkansas Twisters (Jul 20, 2002)

OPPONENT TEAM GAME HIGHS

Rushes.....	17	vs Bakersfield Blitz (Apr 06, 2002)
		vs Louisville Fire (May 04, 2002)
Yards Rushing.....	59	at Hawaiian Islanders (Jun 14, 2002)
Yards Per Rush.....	5.9	at Hawaiian Islanders (Jun 14, 2002)
TD Rushes.....	4	at Hawaiian Islanders (May 11, 2002)
		at Hawaiian Islanders (Jun 14, 2002)
Pass attempts.....	42	vs Peoria Pirates (Jun 22, 2002)
Pass completions....	25	vs Bakersfield Blitz (Apr 06, 2002)
		vs Bakersfield Blitz (May 25, 2002)
Yards Passing.....	325	at Arkansas Twisters (Apr 27, 2002)
Yards Per Pass.....	11.1	at Wichita Stealth (Jul 06, 2002)
TD Passes.....	8	at Arkansas Twisters (Apr 27, 2002)
Total Plays.....	57	vs Louisville Fire (May 04, 2002)
Total Offense.....	365	at Arkansas Twisters (Apr 27, 2002)
Yards Per Play.....	8.7	at Arkansas Twisters (Apr 27, 2002)
Points.....	75	at Arkansas Twisters (Apr 27, 2002)
Sacks By.....	5	at Wichita Stealth (Jul 06, 2002)
		vs Arkansas Twisters (Jul 20, 2002)
First Downs.....	23	at Arkansas Twisters (Apr 27, 2002)
Penalties.....	15	at Wichita Stealth (Jul 06, 2002)
Penalty Yards.....	130	at Wichita Stealth (Jul 06, 2002)
Turnovers.....	5	vs Tulsa Talons (Apr 20, 2002)
Interceptions By....	3	vs Bakersfield Blitz (Apr 06, 2002)

By-Quarter Statistics

3rd-Down Conversions

Date	Opponent	Score	Overall	1st Qtr	2nd Qtr	3rd Qtr	4th Qtr	OT	Qtr
*Apr 06	Bakersfield Blitz.....	L 43-49	2-6 33.3%	1-1 100.0%	1-2 50.0%	0-1 0.0%	0-1 0.0%	0-1	0.0%
*Apr 11	at Fresno Frenzy.....	W 69-52	3-5 60.0%	0-0 0.0%	0-0 0.0%	0-2 0.0%	3-3 100.0%		
*Apr 20	Tulsa Talons.....	L 34-54	3-9 33.3%	1-2 50.0%	1-1 100.0%	1-3 33.3%	0-3 0.0%		
*Apr 27	at Arkansas Twisters...	L 51-75	5-10 50.0%	1-1 100.0%	0-3 0.0%	1-2 50.0%	3-4 75.0%		
*May 04	Louisville Fire.....	W 68-27	1-2 50.0%	0-0 0.0%	1-1 100.0%	0-0 0.0%	0-1 0.0%		
*May 11	at Hawaiian Islanders..	W 52-50	3-6 50.0%	0-0 0.0%	1-2 50.0%	1-2 50.0%	1-2 50.0%		
*May 18	at Fresno Frenzy.....	L 37-49	0-5 0.0%	0-1 0.0%	0-1 0.0%	0-1 0.0%	0-2 0.0%		
*May 25	Bakersfield Blitz.....	L 33-43	0-6 0.0%	0-1 0.0%	0-2 0.0%	0-1 0.0%	0-2 0.0%		
*Jun 01	Hawaiian Islanders.....	W 44-34	4-7 57.1%	1-1 100.0%	1-2 50.0%	2-2 100.0%	0-2 0.0%		
*Jun 08	at Bakersfield Blitz...	W 46-43	2-6 33.3%	0-0 0.0%	1-2 50.0%	0-2 0.0%	1-2 50.0%		
*Jun 14	at Hawaiian Islanders..	L 34-53	2-8 25.0%	1-3 33.3%	0-1 0.0%	0-1 0.0%	1-3 33.3%		
*Jun 22	Peoria Pirates.....	W 28-21	1-9 11.1%	0-2 0.0%	0-3 0.0%	0-1 0.0%	1-3 33.3%		
*Jun 29	Fresno Frenzy.....	W 67-33	6-7 85.7%	3-3 100.0%	0-1 0.0%	1-1 100.0%	2-2 100.0%		
*Jul 06	at Wichita Stealth....	L 37-42	2-9 22.2%	0-2 0.0%	0-2 0.0%	1-3 33.3%	1-2 50.0%		
*Jul 20	Arkansas Twisters.....	L 42-45	5-8 62.5%	2-2 100.0%	1-3 33.3%	1-1 100.0%	1-2 50.0%		
Jul 27	at Q.C. Steamwheelers..	L 41-58	2-7 28.6%	0-1 0.0%	1-2 50.0%	0-1 0.0%	1-3 33.3%		
San Diego Riptide			41-110 37.3%	10-20 50.0%	8-28 28.6%	8-24 33.3%	15-37 40.5%	0-1 0.0%	
Opponents			58-127 45.7%	11-25 44.0%	18-36 50.0%	16-30 53.3%	12-34 35.3%	1-2 0.0%	

4th-Down Conversions

Date	Opponent	Score	Overall	1st Qtr	2nd Qtr	3rd Qtr	4th Qtr	OT	Qtr
*Apr 06	Bakersfield Blitz.....	L 43-49	1-1 100.0%	0-0 0.0%	1-1 100.0%	0-0 0.0%	0-0 0.0%	0-0	0.0%
*Apr 11	at Fresno Frenzy.....	W 69-52	1-1 100.0%	0-0 0.0%	0-0 0.0%	1-1 100.0%	0-0 0.0%		
*Apr 20	Tulsa Talons.....	L 34-54	1-3 33.3%	0-0 0.0%	0-0 0.0%	0-1 0.0%	1-2 50.0%		
*Apr 27	at Arkansas Twisters...	L 51-75	1-2 50.0%	0-0 0.0%	1-1 100.0%	0-1 0.0%	0-0 0.0%		
*May 04	Louisville Fire.....	W 68-27	0-0 0.0%	0-0 0.0%	0-0 0.0%	0-0 0.0%	0-0 0.0%		
*May 11	at Hawaiian Islanders..	W 52-50	0-1 0.0%	0-0 0.0%	0-0 0.0%	0-0 0.0%	0-1 0.0%		
*May 18	at Fresno Frenzy.....	L 37-49	1-2 50.0%	0-0 0.0%	0-0 0.0%	0-1 0.0%	1-1 100.0%		
*May 25	Bakersfield Blitz.....	L 33-43	1-1 100.0%	1-1 100.0%	0-0 0.0%	0-0 0.0%	0-0 0.0%		
*Jun 01	Hawaiian Islanders.....	W 44-34	0-0 0.0%	0-0 0.0%	0-0 0.0%	0-0 0.0%	0-0 0.0%		
*Jun 08	at Bakersfield Blitz...	W 46-43	0-1 0.0%	0-0 0.0%	0-0 0.0%	0-0 0.0%	0-1 0.0%		
*Jun 14	at Hawaiian Islanders..	L 34-53	2-4 50.0%	1-1 100.0%	0-0 0.0%	0-1 0.0%	1-2 50.0%		
*Jun 22	Peoria Pirates.....	W 28-21	1-4 25.0%	0-0 0.0%	0-1 0.0%	0-1 0.0%	1-2 50.0%		
*Jun 29	Fresno Frenzy.....	W 67-33	0-0 0.0%	0-0 0.0%	0-0 0.0%	0-0 0.0%	0-0 0.0%		
*Jul 06	at Wichita Stealth....	L 37-42	3-3 100.0%	0-0 0.0%	1-1 100.0%	1-1 100.0%	1-1 100.0%		
*Jul 20	Arkansas Twisters.....	L 42-45	0-2 0.0%	0-0 0.0%	0-1 0.0%	0-0 0.0%	0-1 0.0%		
Jul 27	at Q.C. Steamwheelers..	L 41-58	1-2 50.0%	0-0 0.0%	0-0 0.0%	0-0 0.0%	1-2 50.0%		
San Diego Riptide			13-27 48.1%	2-2 100.0%	3-5 60.0%	2-7 28.6%	6-13 46.2%	0-0 0.0%	
Opponents			13-27 48.1%	4-5 80.0%	2-6 33.3%	3-4 75.0%	4-12 33.3%	0-0 0.0%	

Time of Possession


Date	Opponent	Score	Overall	1st Qtr	2nd Qtr	3rd Qtr	4th Qtr	OT	Qtr
*Apr 06	Bakersfield Blitz.....	L 43-49	31:13	6:43	6:48	6:01	6:03	5:38	
*Apr 11	at Fresno Frenzy.....	W 69-52	29:12	7:22	4:40	7:12	9:58		
*Apr 20	Tulsa Talons.....	L 34-54	34:46	10:31	6:26	11:08	6:41		
*Apr 27	at Arkansas Twisters...	L 51-75	32:57	5:10	9:57	9:57	7:53		
*May 04	Louisville Fire.....	W 68-27	19:40	4:28	7:59	2:54	4:19		
*May 11	at Hawaiian Islanders..	W 52-50	27:15	6:30	7:50	8:25	4:30		
*May 18	at Fresno Frenzy.....	L 37-49	26:49	5:52	7:02	7:04	6:51		
*May 25	Bakersfield Blitz.....	L 33-43	28:10	6:29	6:43	8:06	6:52		
*Jun 01	Hawaiian Islanders.....	W 44-34	28:40	6:34	6:35	7:41	7:50		
*Jun 08	at Bakersfield Blitz...	W 46-43	29:00	6:10	8:02	7:41	7:07		
*Jun 14	at Hawaiian Islanders..	L 34-53	31:40	8:20	7:25	6:53	9:02		
*Jun 22	Peoria Pirates.....	W 28-21	24:38	5:33	7:37	6:22	5:06		
*Jun 29	Fresno Frenzy.....	W 67-33	32:01	11:35	5:09	8:01	7:16		
*Jul 06	at Wichita Stealth....	L 37-42	28:46	7:21	7:23	6:38	7:24		
*Jul 20	Arkansas Twisters.....	L 42-45	33:51	11:49	9:30	3:57	8:35		
Jul 27	at Q.C. Steamwheelers..	L 41-58	33:06	7:31	9:20	5:41	10:34		
San Diego Riptide			Total 471:44	117:58	118:26	113:41	116:01	5:38	
			Avg. 29:29	7:22	7:24	7:06	7:15	0:21	
Opponents			Total 498:43	122:02	121:23	126:19	123:59	5:00	
			Avg. 31:10	7:37	7:35	7:53	7:44	0:18	

Passing Game-by-Game

#16 CLAUNCH, Kane	Att	Comp	Int	Pct	Yards	TD	Long	Sack	Yds
Bakersfield Blitz.....	32	16	3	50.0	292	4	46	1	
Fresno Frenzy.....	22	13	1	59.1	219	7	45	0	
Tulsa Talons.....	37	17	1	45.9	201	3	35	4	
Arkansas Twisters.....	29	15	1	51.7	199	5	43	3	
Louisville Fire.....	17	13	0	76.5	222	6	35	0	
Hawaiian Islanders....	26	18	0	69.2	242	4	38	2	
Fresno Frenzy.....	24	16	0	66.7	232	3	39	4	
Bakersfield Blitz.....	27	14	1	51.9	152	3	34	2	
Hawaiian Islanders....	21	14	0	66.7	227	4	32	2	
Bakersfield Blitz.....	28	14	2	50.0	227	4	28	2	
Hawaiian Islanders....	34	17	0	50.0	247	4	29	1	
Peoria Pirates.....	27	8	0	29.6	152	4	41	1	
Fresno Frenzy.....	27	18	0	66.7	190	4	22	1	
Wichita Stealth.....	11	5	1	45.5	38	0	10	4	
Arkansas Twisters.....	34	21	2	61.8	279	4	31	5	
Q.C. Steamwheelers....	24	11	1	45.8	178	4	44	2	
TOTALS.....	420	230	13	54.8	3297	63	46	34	1

#7 PHILLIPS, Wesley	Att	Comp	Int	Pct	Yards	TD	Long	Sack	Yds
Louisville Fire.....	2	0	0	0.0	0	0	0	0	
Hawaiian Islanders....	1	1	0	100.0	3	0	3	0	
Hawaiian Islanders....	3	1	0	33.3	12	0	12	1	
Peoria Pirates.....	5	2	0	40.0	16	0	10	0	
Wichita Stealth.....	24	13	0	54.2	211	4	42	1	
Q.C. Steamwheelers....	16	5	1	31.2	77	2	30	0	
TOTALS.....	51	22	1	43.1	319	6	42	2	0

#5 GARRETT, Jerry	Att	Comp	Int	Pct	Yards	TD	Long	Sack	Yds
Hawaiian Islanders....	1	1	0	100.0	2	1	2	0	
TOTALS.....	1	1	0	100.0	2	1	2	0	0



Game One: Bakersfield 49, San Diego 43 (OT)

April 6, 2002 - San Diego Sports Arena; San Diego, CA (9,747)

MVP: Marty Graham, SDG **IRONMAN:** Ryan Sloth, BAK **ADT Def. Player:** Ricky Leung'wai, BAK

SAN DIEGO -- The first arenafootball2 game played in the state of California was truly a tale of two halves when the Bakersfield Blitz overcame a 27-3 late second quarter San Diego Riptide advantage to win 49-43 in overtime.

Blitz OS Steve Wofford caught the game-winning 19-yard touchdown with 4:22 left in overtime to complete the longest game in af2 history (70 minutes and 38 seconds of game play) and the first in the history of both franchises.

In a losing effort, Riptide OS Marty Graham was named the Game's MVP after compiling the largest all-purpose yardage night in af2 history with 400 (197 receiving/199 returns/4 rushing) and four touchdowns. Graham grabbed touchdown strikes of 40, 16, 36 and 46 yards and had five of his seven kickoff returns go for more than 20 yards each. His receiving and return yards also top all single-game marks in the af2 this season.

The second half was all Blitz when they converted three Riptide QB Kane Claunch interceptions into 20 points and held the Riptide to just 100 total yards of offense in the second half and the overtime period combined.

Score by Quarters	1	2	3	4	OT	F
Bakersfield Blitz	03	07	20	13	06	49
San Diego Riptide	13	14	09	07	00	43

Scoring Summary

Qtr	Time	Score	BAK-SD
1st	10:43	Berg 7yd run – PAT good	00-07
	05:40	Nycz 23yd field goal	03-07
	04:39	Graham 40yd pass (Claunch) PAT failed	03-13
2nd	10:18	Graham 16yd pass (Claunch) PAT good	03-20
	02:03	Graham 36yd pass (Claunch) PAT good	03-27
	00:22	Elliot 1yd run – PAT good	10-27
3rd	12:13	Wofford 34yd pass (Elliot) PAT good	17-27
	07:18	Sloth 29yd pass (Elliot) PAT failed	24-27
	05:38	Graham 46yd pass (Claunch) PAT failed	24-33
	03:29	Corley 4yd pass (Elliot) PAT failed	30-33
	00:40	Bohn 36yd field goal	30-36
4th	08:59	Buergey 2yd run – PAT failed	36-36
	06:55	Leung'wai 27yd INT return – PAT good	43-36
	02:56	Blue 2yd run – PAT good	43-43
OT	04:22	Wofford 19yd pass (Elliot)	49-43



Team stats

	Bakersfield	San Diego
First Downs	16	13
Rushes-Yards	16-(-5)	5-12
Passing Yards	321	286
Passes Att-Comp-INT	39-25-1	32-16-3
Total Plays-Yards	58-316	38-298
Kickoff Returns	5-113	8-220
INT Returns-Yards	3-26	1-0
Fumbles-Lost	1-1	2-1
Penalties-Yards	6-28	3-15
TOP	39:25	31:13
Sacks-Yards	1-6	3-20

Individual Stats	Bakersfield	San Diego
Passing	Elliot: 25-39-341-4-1	16-32-292-4-3
Rushing	Elliot: 6-9-1 Yearwood: 6-9-0	Berg: 1-7-1 Graham: 2-4-0
Receiving	Sloth: 11-148-1 Wofford: 9-145-2	Graham: 7-197-4 Smith: 4-32-0
KO Returns	Wofford: 4-102-0	Graham: 7-199-0
INT Returns	Leung'wai: 1-27-1 Jones: 1-0-0	Burton: 1-0-0
Tackles	Myles: 5 Corley: 3 Sloth: 3	Curtis: 12.5 Abdul-Rahim: 7.0 Berg: 5.5
Sacks	Leung'wai: 1.0	Berg: 1.0 Misipeka: 1.0 Nicholson/Cuthbert: 0.5 each



Game Two: San Diego 69, Fresno 52
April 11, 2002 – Selland Arena; Fresno, CA (5,138)

MVP: Kane Claunch, SDG

IRONMAN: Eddie Klaneski, FRN

ADT Def. Player: Ryan Cuthbert, SDG

FRESNO -- The San Diego Riptide (1-1) used a 30-point second quarter scoring burst to gain their first victory in franchise history 69-52 over the Fresno Frenzy (0-2).

Riptide QB Kane Claunch completed 13-of-22 passes for 219 yards with 7 TDs, a passer rating of 113.5 and ran in another score en route to Game MVP honors.

San Diego went ahead 27-24 on a 33-yard pass from Claunch to Altie Parker with 10 minutes left in the second quarter and Riptide never looked back, going on a 23-point scoring spree to jump to a 43-24 lead late in the second quarter. The teams traded scores in the final 30 seconds of the first half to head into the locker room with 82 points on the board (San Diego 50, Fresno 32).

Eight different Riptide players scored touchdowns on the night with Mark Butler and Jason Burke scoring twice and Scottie Nicholson, Rico Curtis, Melvin Blue, Graham, Parker and Claunch adding one apiece. Curtis also led all defenders with seven tackles and forced a fumble.

The Riptide ground game racked up 72 yards (30 Arena yards rushing equates to about 100 in the NFL) and scored three times.

Score by quarter	1	2	3	4	F
San Diego Riptide	20	30	07	12	69
Fresno Frenzy	16	16	00	20	52

Scoring Summary

Qtr	Time	Play	SD-FR
1st	14:01	Webb 55yd kickoff return – PAT good	00-07
	11:22	Nicholson 19yd run – PAT good	07-07
	10:05	Webb 39yd pass (Ray) PAT failed	07-13
	07:28	Butler 7yd pass (Claunch) PAT failed	13-13
	04:36	McCabe 25yd field goal	13-16
2nd	00:20	Parker 33yd pass (Claunch) PAT good	20-16
	11:33	Mahanke 4yd pass (Ray) 2pt pass good	20-24
	10:14	Butler 45yd pass (Claunch) PAT good	27-24
	07:51	Botched FG attempt - safety	29-24
	06:34	Burk 8yd run – PAT good	36-24
	02:04	Nicholson 16yd pass (Claunch)	43-24
	00:29	Ray 4yd run – 2pt pass good	43-32
3rd	00:18	Curtis 9yd pass (Claunch) PAT good	50-32
	03:34	Graham 17yd pass (Claunch) PAT good	57-32
4th	13:40	Webb 4yd pass (Ray) 2pt pass failed	57-38
	06:12	Claunch 2yd run – PAT failed	63-38
	03:17	Klaneski 8yd pass (Ray) 2pt pass good	63-46
	01:00	Burk 12yd pass (Claunch) PAT failed	69-46
	00:13	Klaneski 16yd pass (Ray) 2pt pass failed	69-52

Team Stats	San Diego	Fresno
First Downs	14	13
Rushes -Yards	14-72	11-36
Passing Yards	219	237
Pass Comp-Att-INT	13-22-1	22-35-0
Total Offensive Plays	36-291	47-273
Average Gain Per Play	8.1	5.8
Kickoff Returns -Yards	6-157	7-189
INT Returns -Yards	0-0	1-0
Fumbles-Lost	1-1	2-2
Turnovers -Pts Off	7	0
Penalties -Yards	2-15	8-41
3rd Down Conversions	3/5	1/7
4th Down Conversions	1/1	1/2
Sacks By-Yards	1-3	0-0

Individual stats	San Diego	Fresno
Passing:	Claunch: 13-22-219-7-1	Ray: 22-35-240-5-0
Rushing:	Burk: 4-23-1 Blue: 6-36-1	Ray: 4-13-1 Eagal: 2-10-0
Receiving:	Graham: 5-78-1 Butler: 3-60-2 Graham: 5-146-0	Webb: 8-99-3 Mahanke: 6-34-1 Webb: 6-150-1
Kick Returns:	Graham: 1-21-0	None
MFG Returns:	None	Klaneski: 1-0-0
INT Returns:	None	Bayne: 4.5
Tackles:	Curtis: 7.0 Smith: 4.0	Mahanke/Klaneski: 4.0
Sacks:	Cuthbert: 1.0	None



Game Three: Tulsa 54, San Diego 34
April 20, 2002 – San Diego Sports Arena (7,354)

MVP: Anthony Buich, Tulsa

IRONMAN: Keonta Golson, Tulsa

ADT Def. Player: Rico Curtis, SDG

SAN DIEGO -- The San Diego Riptide (1-2) opened the game with a safety and followed with a Rico Curtis short touchdown run to give them an early 8-0 lead over the Tulsa Talons (2-1)...Then Tulsa's offense got the ball for the first time.

The Talons clawed their way back to jump to a 27-8 late first half lead en route to an eventual 54-34 win over the Riptide. San Diego quarterback Kane Claunch was sacked four times, knocked down numerous more and flagged for two intentional grounding calls, while completing just 17-of-37 passes for 201 yards, three scores and one interception.

His counterpart on the Talons, Anthony Buich, was named Game MVP after tossing four scores on 20-of-28 passes for 203 yards and threw one pick. After Ryan Cuthbert forced Keonta Golson into the end zone of the opening kickoff for a safety, the Riptide took the ensuing kick and drove 43 yards for Curtis' one-yard burst. However, on the team's next six possessions they mustered just 56 yards of total offense, missed two field goals and turned over the ball twice.

Tulsa countered with touchdown drives on their first four drives after the safety. Throughout the game, the Talons went a perfect 6-of-6 on third-down conversions, while the Riptide went 3-of-9 and missed all three field goal attempts.

Score by quarter	1	2	3	4	F
Tulsa Talons	14	13	07	20	54
San Diego Riptide	08	06	06	14	34

Scoring Summary

Qtr	Time	Play	TUL-SD
1st	15:00	Cuthbert safety off kickoff	00-02
	10:49	Curtis 1yd run – PAT failed	00-08
	08:06	Golson 24yd pass (Buich) PAT good	07-08
	04:29	Love 14yd pass (Buich) PAT good	14-08
2nd	13:03	Balous 2yd run – PAT good	21-08
	04:55	Balous 2yd run – 2pt pass failed	27-08
	00:16	Greetis 7yd pass (Claunch) Drop kick failed	27-14
3rd	06:10	Caswell 8yd pass (Buich) PAT good	34-14
	02:43	Berg Oyd net recovery – PAT failed	34-20
4th	13:57	Graham 17yd pass (Claunch) PAT good	34-27
	11:37	Golson 20yd pass (Buich) PAT good	41-27
	10:13	Graham 35yd pass (Claunch) PAT good	41-34
	06:28	Allner 4yd run – 2pt pass failed	47-34
	01:00	Love 11yd pass (Buich) PAT good	54-34



Team Stats

	Tulsa	San Diego
First Downs	14	11
Rushes-Yards	8-11	8-34
Passing Yards	215	187
Pass Comp-Att-INT	22-30-1	17-37-1
Total Offensive Plays	39	49
Average Gain Per Play	5.8	4.5
Kickoff Returns-Yards	4-59	5-87
INT Returns-Yards	1-6	1-0
Fumbles-Lost	4-4	4-2
Turnovers -Pts Off	14	18
Penalties-Yards	2-15	9-54
3rd Down Conversions	6/6	3/9
4th Down Conversions	0/0	1/3
Sacks By-Yards	4-14	1-3

Individual Stats

	Tulsa	San Diego
Passing:	Buich: 20-28-203-5-1 Phears: 2-2-15-0-0	Claunch: 17-37-201-3-1
Rushing:	Balous: 3-5-2 Allner: 1-4-1	Claunch: 3-21-0 Blue: 1-8-0
Receiving:	Allner: 6-83-0 Caswell: 5-45-1 Golson: 4-48-2	Graham: 5-98-2 Smith: 5-53-0 Curtis: 2-25-0
Kick Returns:	Love: 1-30-0	Graham: 3-43-0
MFG Returns:	Allner: 2-46-0	None
INT Returns:	Golson: 1-6-0	Smith: 1-0-0
Tackles:	Butler: 3.5 Wise: 3.5 Piersey: 3.5	Curtis: 6.0 Smith: 6.0 Misipeka: 5.5
Sacks:	Holloman: 2.0 Richardson: 1.0 Stephens: 1.0	Craig: 1.0



Game Four: Arkansas 75, San Diego 51

April 27, 2002 – Alltel Arena; Little Rock, AR (8,574)

MVP: Ricky Hebert, ARK **IRONMAN:** Lennie Johnson, ARK **ADT Def. Player:** Marcus Campbell, ARK

LITTLE ROCK – The San Diego Riptide (1-3) showed little defense in Little Rock Saturday evening, losing to the Arkansas Twisters (3-1) 75-51. The Twisters scored touchdowns on 11-of-13 possessions and were 4-of-4 on third down conversions.

The Riptide were without their two opening-day starting defensive specialists (Kevin Brown hurt in the Bakersfield loss and Aazaar Abdul-Rahim hurt last week against Tulsa). As a result, Twister QB Ricky Hebert tossed eight scores and 325 yards en route to Game MVP honors. Riptide QB Kane Claunch countered with a five TD effort, but completed just 15-of-29 for 199 yards.

With the hamstring injury of af2 all-purpose leader Marty Graham in last week's 54-34 loss to Tulsa, the Riptide added Oceanside High and Palomar College standout Jerry Garrett. Garrett led the Riptide with seven grabs for 71 yards and a touchdown, but it was the two-way performance of WR/DB Ryan Smith that highlighted an otherwise forgettable night for the Riptide.

Smith returned eight kickoffs for 227 yards (seventh best in af2 history), caught two passes which both went for scores and defensively had an interception, broke up two passes and recorded two tackles.

Score by quarter	1	2	3	4	F
San Diego Riptide	13	14	06	18	51
Arkansas Twisters	21	20	13	21	75

Scoring Summary

Qtr	Time	Play	SD-ARK
1st	12:14	Small 3yd run – PAT good	00-07
	08:19	Berg 1yd run – PAT failed	06-07
	06:36	Dollar 28yd pass (Hebert) PAT good	06-14
	05:23	Parker 43yd pass (Claunch) PAT good	13-14
2nd	00:00	Dollar 8yd pass (Hebert) PAT good	13-21
	10:55	Johnson 34yd pass (Hebert) PAT good	13-28
	03:23	Nicholson 26yd pass (Claunch) PAT failed	19-28
	01:46	Eubanks 15yd pass (Hebert) PAT good	19-35
3rd	00:43	Smith 8yd pass (Claunch) 2pt pass good	27-35
	00:00	Johnson 6yd pass (Hebert) PAT failed	27-41
	08:51	Small 1yd run – PAT good	27-48
	05:56	Garrett 22yd pass (Claunch) 2pt pass failed	33-48
4th	04:45	Williams 37yd pass (Hebert) PAT failed	33-54
	14:14	Claunch 1yd run – 2pt pass failed	39-54
	10:34	Bailey 23yd pass (Hebert) PAT good	39-61
	06:06	Williams 27yd pass (Hebert) PAT good	39-68
	00:57	Smith 10yd pass (Claunch) 2pt pass failed	45-68
	00:45	Small 6yd run – PAT good	45-75
	00:37	Smith 54yd kickoff return – 2pt pass failed	51-75

Team Stats	San Diego	Arkansas
First Downs	15	23
Rushes-Yards	44	40
Passing Yards	184	325
Pass Comp-Att-INT	15-29-1	22-32-1
Total Offensive Plays	46	42
Average Gain Per Play	5.0	8.7
Kickoff Returns-Yards	10-244-1	5-56-0
INT Returns-Yards	1-2	1-0
Fumbles-Lost	1-0	1-0
Turnovers-Pts Off	6	7
Penalties-Yards	9-52	8-41
3rd Down Conversions	5/10	4/4
4th Down Conversions	1/2	0/0
Sacks By-Yards	0-0	3-15

Individual Stats	San Diego	Arkansas
Passing:	Claunch: 15-29-199-5-1	Hebert: 22-32-325-8-1
Rushing:	Blue: 6-29-0	Small: 10-40-3
Receiving:	Garrett: 7-71-1	Johnson: 7-98-2
	Nicholson: 3-54-1	Dollar: 4-56-2
Kick Returns:	Smith: 8-227-1	Johnson: 3-42-0
	Parker: 1-15-0	Williams: 1-14-0
MFG Returns:	None	Johnson: 2-32-0
INT Returns:	Smith: 1-2-0	Campbell: 1-0-0
Tackles:	Parker: 5.5	Johnson: 4.5
	Curtis: 4.5	Taylor: 4.5
	Duncan: 4.5	Eubanks: 4.5
Sacks:	None	Taylor/Ashton: 1.0



Game Five: San Diego 68, Louisville 27
May 4, 2002 – SD Sports Arena; San Diego, CA (6,575)

MVP: Marty Graham, SDG **IRONMAN:** Rico Curtis, SDG **ADT Def. Player:** Ryan Smith, SDG

SAN DIEGO -- With 36 seconds left in the first half, the score was tied 20 all, but then the San Diego Riptide opened the flood gates, going on a 48-7 run to extinguish the Louisville Fire 68-27.

Game MVP Marty Graham, returning to the lineup after missing last week's loss to Arkansas, took the ensuing kickoff after the Fire tied it at 20 an af2-record 58 yards to ignite the Riptide scoring romp. Graham also scored from the ground, on a 2-yard rush, and from the air, on a 30-yard strike from QB Kane Claunch. Claunch, ironically, was on fire himself, completing 13-of-17 passes for 222 yards and threw six touchdowns, all to different receivers, for a smoldering passer rating of 157.48.

The Riptide defense allowed a season-low 27 points, while forcing four turnovers, returning two of them for scores, blocking an field goal that went for a safety and sacking Fire QB Dan English three times. Game Ironman Rico Curtis and teammate Brad Greetis each scored on offense and defense in the third quarter as the Riptide shutout the Fire 21-0. The Riptide had the ball for just three plays in the third quarter and scored TDs on two of them.

<u>Score by Quarters</u>	<u>1</u>	<u>2</u>	<u>3</u>	<u>4</u>	<u>Score</u>
Louisville Fire	00	20	00	07	27
San Diego Riptide	07	20	21	20	68

<u>Scoring Summary</u>		<u>LOU-SD</u>
1st	07:42	Graham 2yd run – PAT good 00-07
2nd	12:30	Smith 19yd pass (Claunch) PAT good 00-14
	10:44	Lyles 25yd pass (English) PAT good 07-14
3rd	01:00	Shelman 1yd run – PAT good 14-14
	00:51	Graham 30yd pass (Claunch) PAT failed 14-20
	00:36	Payton 30yd pass (English) PAT failed 20-20
	00:27	Graham 58yd kickoff return – PAT good 20-27
	14:23	Greetis 34yd pass (Claunch) PAT good 20-34
	12:00	Greetis safety after blocked field goal 20-36
4th	09:43	Curtis 35yd pass (Claunch) PAT failed 20-42
	05:53	Curtis 17yd fumble return – 2pt rush failed 20-48
	13:37	Shelman 1 yd run – PAT good 27-48
	05:11	Smith 52yd interception return – PAT good 27-55
	02:14	Berg 10yd pass (Claunch) PAT failed 27-61
	00:33	Garrett 8yd pass (Claunch) PAT good 27-68



<u>Team Stats</u>	<u>Louisville</u>	<u>San Diego</u>
First Downs	13	11
Rushes-yards	17-29	6-40
Passing Yards	214	222
Pass Comp-Att-INT	19-40-3	13-19-0
Total Offensive Plays	50-243	25-262
Average Gain Per Play	4.0	10.5
Kickoff Returns-Yards	6-103-0	4-122-1
INT Returns-Yards	0-0	3-80-1
Fumbles-Lost	2-1	1-1
Points off Turnovers	7	26
Penalties-Yards	6-30	5-33
3rd Down Conversions	4/11	1/2
4th Down Conversions	2/5	0/0
Sacks By-Yards	0-0	3-13

<u>Individual Stats</u>	<u>Louisville</u>	<u>San Diego</u>
Passing:	English: 19-40-227-2-3	Claunch: 13-17-222-6-0 Phillips: 0-2-0-0-0
Rushing:	Shelman: 11-21-2 English: 3-7-0	Blue: 3-15-0 Berg: 2-6-0
Receiving:	Payton: 9-113-1 Lyles: 6-89-1	Graham: 4-59-1 Curtis: 3-74-1
Kick Returns:	Shelman: 4-71-0	Graham: 4-122-1
MFG Returns:	Lyles: 1-3-0	Smith: 1-21-0
INT Returns:	None	Smith: 2-57-1 Duncan: 1-23-0
Tackles:	Esteus: 4.0 Shelman: 2.5	Curtis: 10.5 Abdul-Rahim: 8.5
Sacks:	None	Gallow: 1.5 Berg: 1.0 Burk: 0.5



Game Six: San Diego 52, Hawaii 50

May 11, 2002 – Neal Blaisdell Arena (4,298)

MVP: Kane Claunch, SDG

IRONMAN: Darrell Jones, HAW

ADT Def. Player: Aazaar Abdul-Rahim, SDG

HONOLULU – Hawaii took a 50-49 lead after Darnell Arceneaux hit Robert Kemfort on a 9-yard lob with seven seconds remaining. On the ensuing kickoff, Ryan Smith returned it 32 yards to midfield with two and a half seconds left. Then Ryan Geisler stepped out and up to nail the game-winning 40-yard field goal as time expired to lift the Riptide to a 52-50 victory.

“ I knew he (Geisler) was going to make it,” said Game MVP Kane Claunch, who completed 18-of-26 for 242 yards with four scores from the air and one from the ground. “ I told everyone to grab a hand and believe. Ryan put it right down the center.”

Hawaii stayed in the game thanks to forcing recovering three Riptide fumble and returning one for a score to take an early 13-6 lead. The first half featured six lead changes, five combined rushing scores and a kickoff return for a touchdown.

The second half seemed to be all San Diego, as the Riptide had a 12-point advantage with eleven minutes to go, but Hawaii stopped the Riptide on two drives and put together two scoring drives to go ahead 50-49 with seven seconds remaining. Just enough time for Geisler to hit the game winner for San Diego.

Score by quarter	1	2	3	4	F
San Diego Riptide	19	14	10	09	52
Hawaiian Islanders	13	17	07	13	50

Scoring Summary

Qtr	Time	Play	SD-HAW
1st	11:05	Blue 1yd run – PAT failed	06-00
	08:33	Zoller 4yd run – PAT good	06-07
	06:48	Paogofie 20yd fumble return – PAT failed	13-06
2nd	06:10	Butler 24yd pass (Claunch) PAT good	13-13
	03:28	Claunch 1yd run – PAT blocked	19-13
	12:32	Arceneaux 1yd run – PAT good	19-20
	10:40	Cuthbert 17yd pass (Claunch) PAT good	26-20
	09:43	Jones 56yd kickoff return – PAT good	26-27
3rd	04:43	Burk 5yd run – PAT good	33-27
	00:55	Huggins 27yd field goal	33-30
	10:22	Parker 6yd pass (Claunch) PAT good	40-30
4th	04:30	Arceneaux 10yd run – PAT good	40-37
	00:39	Geisler 45yd field goal	43-37
	11:15	Butler 38yd pass (Claunch) PAT failed	49-37
	04:39	Arceneaux 11yd run – PAT good	49-44
	00:07	Kemfort 9yd pass (Arceneaux) 2pt run failed	49-50
	00:00	Geisler 40yd field goal	52-50

Team Statistics	San Diego	Hawaii
First Downs	17	17
Rushes-yards	11-23	14-43
Passing Yards	236	166
Pass Comp-Att-INT	19-27-0	16-34-0
Total Offensive Plays	40-259	49-209
Average Gain Per Play	6.5	4.3
Kickoff Returns-Yards	7-151-0	6-162-1
INT Returns-Yards	0-0	0-0
Fumbles-Lost	6-3	5-2
Points off Turnovers	7	10
Penalties-Yards	8-61	8-56
3rd Down Conversions	3/6	4/10
4th Down Conversions	0/1	3/4
Sacks By-Yards	1/4	2/9

Individual Stats	San Diego	Hawaii
Passing	Claunch: 18-26-242-4-0 Phillips: 1-1-3-0-0	Arceneaux: 16-34-172-10
Rushing	Claunch: 5-16-1 Blue: 2-5-1	Arceneaux: 5-28-3 Zoller: 3-8-1
Receiving	Smith: 7-85-0 Butler: 4-89-2 Parker: 3-29-1	Jones: 9-81-0 Kemfort: 5-73-1 White: 1-13-0
Kick Returns	Smith: 6-134-0 Curtis: 1-17-0	Jones: 4-104-1 Kemfort: 1-38-0
MFG Returns	Smith: 1-42-0	None
INT Returns	None	None
Tackles	Abdul-Rahim: 7.0 Smith: 5.5	Jones: 5.5 Maul: 4.0
Sacks	Misipeka: 1.0	Garner/Ramos: 1.0 each



Game Seven: Fresno 49, San Diego 37
May 18, 2002 – Selland Arena (4,065)

MVP: Lamont Webb, FRN

IRONMAN: Rico Curtis, SDG

ADT Def. Player: Ahmad Bhatti, FRN

FRESNO – Kane Claunch completed 16-of-24 passes for 232 yards and three touchdowns, all to Marty Graham, in a losing effort as the San Diego Riptide fell 49-37 to Fresno. Defensively despite the score and lack of containing Game MVP Lamont Webb (223 all-purpose yards & 3 TDs), the Riptide did have a few bright spots defensively. WR/LB Rico Curtis registered 13 stops (5 solo, 8 assisted) and an interception despite having a severe case of the flu. OL/DL Trevor Misipeka recovered a fumble, intercepted a pass, broke up another pass, had a sack and recorded three assisted tackles.

Fresno jumped out to a quick 7-0 lead after Blake Eagal's four-yard rushing score. Then their defense forced the potent Riptide offense to a three and out. However, on the next Frenzy play, Ryan Cuthbert sacked Fresno QB Ricky Ray and forced a fumble that set up the Riptide's first points of the game, a 17-yard run by Brian Berg.

Fresno responded with a 10-play 45-yard drive culminating in the first of five Ricky Ray touchdowns, a 16-yarder to Daman Green. The Riptide quickly took a brief 14-13 lead when Claunch hit Graham on a 17-yard strike. Very brief lead in fact as Ray nailed an open Webb a 36-yard bomb and went back up 19-14 with 12 minutes left in the first half.

Melvin Blue put the Riptide back up 21-19 after his one-yard scamper, but the Frenzy went into halftime up 22-21 with Brian McCabe's 41-yard boot.

The Frenzy shut out the Riptide in the third quarter and distanced themselves in the fourth thanks to two late Webb touchdowns.

Score by quarter	1	2	3	4	F
San Diego Riptide	07	14	00	16	37
Fresno Frenzy	13	09	06	21	49

Scoring Summary

Qtr	Time	Play	SD-FRN
1st	13:07	Eagle 4yd run – PAT good	00-07
	08:12	Berg 17yd run – PAT good	07-07
	01:20	Green 16yd pass (Ray) PAT failed	07-13
2nd	13:30	Graham 17yd pass (Claunch) PAT good	14-13
	12:05	Webb 36yd pass (Ray) 2pt pass failed	14-19
	09:27	Blue 1yd run – PAT good	21-19
	04:35	McCabe 41yd field goal	21-22
3rd	03:35	Burks 4yd pass (Ray) PAT failed	21-28
4th	14:28	Geisler 25yd field goal	24-28
	12:03	Klaneski 23yd pass (Ray) PAT good	24-35
	08:08	Graham 34yd pass (Claunch) PAT good	31-35
	03:40	Webb 2yd run – PAT good	31-42
	01:00	Webb 31yd pass (Claunch) PAT good	31-49
	00:33	Graham 11yd pass (Claunch) 2pt run failed	37-49



Team Statistics	San Diego	Fresno
First Downs	14	15
Rushes -yards	9-34	14-18
Passing Yards	212	204
Pass Comp-Att-INT	16-24-0	21-30-2
Total Offensive Plays	37	46
Average Gain Per Play	6.6	5.3
Kickoff Returns -Yards	5-88	5-121
INT Returns -Yards	2-15	0-0
Fumbles -Lost	2-2	1-1
Points off Turnovers	7	14
Penalties -Yards	6-48	4-29
3rd Down Conversions	0/5	6/10
4th Down Conversions	1/2	2/2
Sacks By-Yards	4/20	2/11

Individual Stats	San Diego	Fresno
Passing	Claunch: 16-24-232-3-0	Ray: 21-30-215-5-2
Rushing	Berg: 1-17-1	Eagal: 3-8-1
	Burk: 2-15-0	Burks: 4-7-0
Receiving	Graham: 7-96-3	Webb: 5-84-2
	Curtis: 4-51-0	Klaneski: 4-43-1
Kick Returns	Graham: 3-67-0	Webb: 5-121-0
	Parker: 1-11-0	
MFG Returns	None	Webb: 1-18-0
INT Returns	Curtis: 1-9-0	None
	Misipeka: 1-6-0	
Tackles	Curtis: 9.0	Lacy: 5.0
	Abdul-Rahim: 7.5	Whittle: 4.5
Sacks	Misipeka: 1.0	Bhatti: 2.0
	Cuthbert: 1.0	Burks: 1.0
		Eagal/Harris: 0.5



Game Eight: Bakersfield 43, San Diego 33
May 25, 2002 – San Diego Sports Arena (6,896)

MVP: Steve Wofford, BAK **IRONMAN:** Vaughn Corley, BAK **ADT Def. Player:** Rico Curtis, SDG

SAN DIEGO – For the second straight game, the San Diego Riptide failed to convert a third down and dropped their second straight game to a division opponent losing 43-33 to the Bakersfield Blitz. The Riptide's usually potent offense struggled to gain just six first downs and merely 154 yards of total offense.

Five plays into the game, Bakersfield QB Chad Elliot lost control of a snap and Curtis scooped up the loose ball and rambled down to the Blitz two, setting up Melvin Blue's two-yard burst up the middle to give San Diego an early 6-0 lead.

The Blitz stormed down the field and when it appeared that Cuthbert was going to sack Elliot, the Blitz QB squirmed out of the grasp of Cuthbert and desperately tossed the ball into the nets and Game Ironman Vaughn Corley was in the right place to grab the errant pass for a 12-yard score.

On the ensuing Riptide possession, Kane Claunch completed four-of-five passes for 36 yards, including three of those to Marty Graham, culminating in a Claunch-to-Graham 5-yard score on fourth and goal. However, Elliot matched Claunch's 4-of-5 effort with the Blitz tying the game at 13, when he hit Game MVP Steve Wofford on a 9-yard pass.

The Riptide offense managed just a field goal in their next four possessions despite having three drive starting past their 20. The Blitz countered with three scores in their ensuing tries and mounted a 30-16 lead early in the third quarter. San Diego pulled within four with 4:38 left when Ryan Smith scooped up a pooched field goal and then two plays later caught a 7-yard touchdown. However, the Riptide would get no closer.

Score By Quarter	1	2	3	4	F
Bakersfield Blitz	07	15	07	13	43
San Diego Riptide	13	03	07	10	33

Scoring Summary

Qtr	Time	Play	BAK-SDG
1st	10:12	Blue 2yd run – PAT failed	00-06
	06:10	Corley 12yd pass (Elliot) PAT good	07-06
	00:57	Graham 5yd pass (Claunch) PAT good	07-13
2nd	10:54	Wofford 9yd pass (Elliot) PAT failed	13-13
	07:52	Geisler 30yd field goal	13-16
	04:43	Wofford 32yd pass (Elliot) PAT good	20-16
	00:00	Baker 40yd field goal	23-16
3rd	11:35	Yearwood 1yd run – PAT good	30-16
	09:27	Abdul-Rahim 34yd pass (Claunch) PAT good	30-23
4th	14:05	Geisler 28yd field goal	30-26
	10:14	Corley 6yd pass (Elliot) PAT good	37-26
	04:48	Smith 7yd pass (Claunch) PAT good	37-33
	01:00	Wofford 24yd pass (Elliot) PAT failed	43-33

Team Statistics	Bakersfield	San Diego
First Downs	16	6
Rushes-Yards	8-8	4-5
Passing Yards	197	149
Pass Comp-Att-INT	25-36-0	14-27-1
Total Offensive Plays	46-205	33-154
Average Gain Per Play	4.5	4.7
Kickoff Returns-Yards	2-36	4-98
INT Returns-Yards	1-29	0-0
Fumbles-Lost	3-3	3-2
Points off Turnovers	10	16
Penalties-Yards	2-13	7-47
3rd Down Conversions	4/7	0/6
4th Down Conversions	0/1	1/1
Sacks By-Yards	2-3	2-11

Individual Stats	Bakersfield	San Diego
Passing:	Elliot: 25-36-208-5-0	Claunch: 14-27-152-3-1
Rushing:	Yearwood: 4-11-1Berg: 2-5-0	
Receiving:	Wofford: 12-116-3Graham: 4-31-1	
	Corley: 9-70-2	Abdul-Rahim: 3-36-1
Kick Return:	Wofford: 2-36-0	Graham: 4-98-0
MFG Return:	Wofford: 1-7-0	Graham: 2-71-0
INT Return:	Jones: 1-29-0	None
Tackles:	Frierson: 4.0	Curtis: 11.0
	Jones: 3.0	Haslip: 7.5
Sacks:	Leung'wai: 1.0	Cuthbert: 2.0
	Crecion: 1.0	



Game Nine: San Diego 44, Hawaii 34

June 1, 2002 – San Diego Sports Arena; San Diego, CA (5,838)

MVP: Kane Claunch, SDG

IRONMAN: Aazaar Abdul-Rahim, SDG

ADT Def. Player: Kenny Haslip, SDG

SAN DIEGO -- Kane Claunch completed 14-of-21 passes for 227 yards with four touchdowns and a passer rating of 142.27 en route to being named the game's MVP. Three of his scoring strikes came from at least 30-yards out. Altie Parker nabbed touchdowns of 32 and 16 yards, while game Ironman Aazaar Abdul-Rahim gathered in two from 30-yards away.

Kenny Haslip, the game's ADT Defensive Player of the Game, pulled in two interception, one of which he took back for a touchdown, and broke up six passes led the Riptide defensive effort that stopped the Islanders inside the San Diego 10 three times. Hawaii jumped out to an early 14-7 lead powered by two rushing scores by QB Darnell Arceneaux. Between those two ground scores, Claunch hit Abdul-Rahim on a 30-yard score on the Riptide's first play from scrimmage.

San Diego brought it to 14-13 after Claunch nailed Parker for a 16-yard touchdown as the first quarter ended. Three consecutive Riptide defensive penalties and five overall on the drive helped the Islanders drive down to the San Diego goal line, where Derek Zoller punched Hawaii's third rushing score of the night giving them a 21-13 lead.

The third quarter started as disastrous as the last two games, when Mark Butler fumbled the opening kickoff and gave the Islanders the ball at the 24. However, the Riptide defense stepped up again and Huggins missed a 37 yarder. Three plays later, Claunch found Abdul-Rahim for another 30-yard strike and the Riptide took their first lead at 23-21.

The Islanders responded with a 6-play, 30-yard drive that took four and a half minutes off the clock resulting in a 6-yard touchdown from Arceneaux to Olen Rosehill. The Hawaiian lead lasted just three minutes before Claunch hit Parker on a 32-yard pass and Brad Greetis scooped up the ensuing kickoff for another Riptide score and boosted them to a 37-27 lead with 41 seconds left in the third.

The teams traded unsuccessful possessions as the Islanders stalled on downs at the San Diego 10 and the Riptide missed a 39-yard boot. On the next play from scrimmage the Islanders switched QBs and on his first af2 pass, Erik Wilhelm was picked off by Haslip who strolled in for a 9-yard score and a 44-27 Riptide lead.

Wilhelm's second pass went 38-yards to a diving Mike Tillis and an Islanders touchdown. Rico Curtis then hauled in a pooched kickoff, returning it 23 yards, but fumbled and gave the Islanders back the ball. Wilhelm led Hawaii to the Riptide 9 before Haslip stepped in front of another one of his passes and sealed the game for the Riptide.

Score By Quarter	1	2	3	4	F
Hawaiian Islanders	14	07	06	07	34
San Diego Riptide	14	03	21	07	44

Scoring Summary

Qtr	Time	Play	HAW-SDG
1st	11:30	Arceneaux 4yd run – PAT good	07-00
	10:11	Abdul-Rahim 30yd pass (Claunch) PAT good	07-07
	05:21	Arceneaux 2yd run – PAT good	14-07
2nd	00:06	Parker 16yd pass (Claunch) PAT failed	14-13
	08:29	Zoller 1yd run – PAT good	21-13
	01:54	Geisler 29yd field goal	21-16
3rd	09:17	Abdul-Rahim 30yd pass (Claunch) PAT good	21-23
	04:42	Rosehill 6yd pass (Arceneaux) PAT failed	27-23
	01:36	Parker 32yd pass (Claunch) PAT good	27-30
4th	00:41	Greetis 0yd net recovery – PAT good	27-37
	06:41	Haslip 9yd interception return – PAT good	27-44
	05:08	Tillis 38yd pass (Wilhelm) PAT good	34-44

Team Statistics

	Hawaii	San Diego
First Downs	20	14
Rushes -Yards	13-53	10-31
Passing Yards	210	213
Pass Comp-Att-INT	19-41-2	14-21-0
Total Offensive Plays	55	33
Average Gain Per Play	4.8	7.4
Kickoff Returns -Yards	6-111	4-90
INT Returns -Yards	0-0	2-14
Fumbles-Lost	1-1	2-2
Points off Turnovers	0	14
Penalties -Yards	5-40	11-76
3rd Down Conversions	5/8	4/7
4th Down Conversions	0/1	0/0
Sacks By-Yards	2/14	1/3

Individual Stats

	Hawaii	San Diego
Passing:	Arceneaux: 15-31-126-1-0 Wilhelm: 4-10-87-1-2	Claunch: 14-21-227-4-0
Rushing:	Arceneaux: 4-26-2	Blue: 5-20-0
Receiving:	White: 6-67-0 Tillis: 5-91-1	Abdul-Rahim: 4-75-2 Parker: 3-67-2
Kick Return:	Jones: 6-111-0	Butler: 2-50-0
MFG Return:	Jones: 1-1-0	None
INT Return:	None	Haslip: 2-14-1
Tackles:	Frierson: 4.0 Jones: 3.0	Curtis: 9.0 Haslip: 7.5
Sacks:	Tagoai/Zoller: 1.0 each	Cuthbert: 1.0



Game 10: San Diego 46, Bakersfield 43

June 8, 2002 - Centennial Garden; Bakersfield, CA (4,728)

MVP: Mark Butler, SDG

IRONMAN: Rico Curtis, SDG

ADT Def. Player: Julian Yearwood, BAK

BAKERSFIELD, CA – Rico Curtis' nine-yard scoring strike from Kane Claunch with 26 seconds left in the game propelled the San Diego Riptide to a 46-43 win over the Bakersfield Blitz.

Curtis, the Game's Ironman, had perhaps his finest two-way performance of his af2 career after posting a game-high 10.0 tackles and an interception. Offensively, he grabbed two receiving scores and ran in another.

The Riptide defense came into its own against the af2's top offense, allowing just 195 total yards, forcing eight field goal attempts (only three were good), and holding the Blitz to 1-of-9 on third down conversions.

Down by as many as 14 points with nine minutes remaining, the Riptide battled back with 20 of the game's with little more than a minute remaining, the Riptide scored defense forced an interception, and three field goal attempts with only one going through the uprights.

The Riptide offense responded with 20 of the game's final 23 points with a Michael Duncan interception with nine minutes left sparked the late comeback as Game MVP Mark Butler (8 receptions, 138 yards 2 TD and 249 all-purpose yards) snared in a 12-yard score from Kane Claunch. With 1:21 left, Claunch found Butler for a sliding 25-yard touchdown to close San Diego within three at 43-40. The Riptide defense clamped the Blitz and forced a three and out and a missed field goal that flew out of bounds, giving the San Diego the ball at their own 20 with 35 seconds left. Claunch connected with Butler for a 21-yard gain to the Blitz nine and then found a wide-open Game Ironman Rico Curtis for the 9-yard game winner.

The game started out quite differently, as Claunch threw interceptions with his first two passes, however; only one of them went for a score. Then early in the second quarter, a bad center-QB exchange game the Blitz the ball on the Riptide 14 that resulted in a field goal. The teams entered halftime with the Blitz grasping a 20-19 lead, which expanded to 40-26 early in the fourth quarter on the strength of two short Blitz rushing touchdowns. Claunch's fourth quarter performance made up for his early mistakes as he completed 6-of-10 passes for 81 yards and three touchdowns.

Score By Quarter	1	2	3	4	F
San Diego Riptide	12	07	07	20	46
Bakersfield Blitz	14	06	13	10	43

Scoring Summary

Qtr	Time	Play	SD-BAK
1st	09:14	Frierson 5yd pass (Elliott) PAT good	00-07
	07:11	Curtis 6yd run – PAT failed	06-07
	05:59	Bivins 34yd pass (Elliott) PAT good	06-14
2nd	03:26	Burk 1yd run – PAT failed	12-14
	09:51	Baker 19yd field goal	12-17
	05:25	Blue 1yd run – PAT good	19-17
3rd	00:05	Baker 18yd field goal	19-20
	10:51	Curtis 20yd pass (Claunch) PAT good	26-20
	09:35	Bivins 45yd pass (Elliott) PAT failed	26-26
4th	05:26	Buergey 2yd run – PAT good	26-33
	12:57	Yearwood 1yd run – PAT good	26-40
	08:32	Butler 12yd pass (Claunch) PAT good	33-40
	04:14	Baker 27yd field goal	33-43
	01:21	Butler 25yd pass (Claunch) PAT good	40-43
	00:26	Curtis 9yd pass (Claunch) PAT failed	46-43

Team Statistics

	San Diego	Bakersfield
First Downs	12	10
Rushes-Yards	11-24	11-6
Passing Yards	219	189
Pass Comp-Att-INT	14-28-2	18-36-2
Total Offensive Plays	41	48
Gain Yards Per Play	5.9	4.1
Turnovers	3	2
Points off turnovers	7	10
3rd Down Conversions	2/6	1/9
4th Down Conversions	0/1	0/0
Sacks By-Yards	1-3	2-8

Individual Statistics

	San Diego	Bakersfield
Passing:	Claunch: 14-28-227-2-2	Elliott: 18-36-192-3-2
Rushing:	Blue: 4-8-1	Yearwood: 3-7-1
	Burk: 3-7-1	Wofford: 2-3-0
	Curtis: 1-6-1	Buergey: 3-(-1)-1
	Butler: 8-138-2	Frierson: 5-30-1
Receiving:	Curtis: 4-65-2	Sloth: 4-36-0
	Butler: 3-80-0	Wofford: 3-50-0
Kick Return:	Butler: 2-31-0	Wofford: 2-52-0
MFG Return:	Duncan: 1-7-0	Corley: 1-13-0
INT Return:	Curtis: 1-2-0	Frierson: 1-2-0
	Curtis: 10.0	Jones: 6.5
Tackles:	Berg: 4.5	Crecion: 2.5
	Sacks:	Berg: 1.0



Game 11: Hawaii 53, San Diego 34

June 14, 2002 - Neal Blaisdell Arena; Honolulu, HI (2.013)

MVP: Mike Tillis, HAW

IRONMAN: Josh White, HAW

ADT Def. Player: Derek Zoller, HAW

HONOLULU, HI – Two San Diego Riptide fumbles, bad bounces and poor clock management led to a disappointing 53-34 loss to the Hawaiian Islanders.

The Islanders jumped ahead 13-0 after Hawaii QB Darnell Arceneaux hit Robert Kemfort on an 8-yard pass and Josh White rumbled in from 21 yards out after Riptide QB Kane Claunch fumbled on a third down run. Mark Butler grabbed a 21-yard pass from Claunch to put the Riptide on the board late in the first quarter; however, the Islanders expanded their lead to 24-7 with three minutes left in the first half, thanks to an Arceneaux 9-yard rush and a field goal.

Jerry Garrett, subbing for Rico Curtis that got injured on the first defensive series of the game, caught a 29-yard touchdown on the Riptide's first play on their ensuing possession. Garrett went on to catch eight passes for 127 yards and three touchdowns. He also tossed a 2-yard score to Aazaar Abdul-Rahim and defensively recorded 2.5 stops.

Hawaii OS Mike Tillis, the game's MVP, caught an 18-yard score on fourth down with 13 seconds left in the first half to give the Islanders a 31-14 halftime lead. Tillis would end with 10 grabs for 118 yards and two scores. He also had a 41-yard missed field goal return that set up a field goal.

In the second half, the Riptide defense allowed just a field goal and went into the fourth down 34-21, but closed within six after Garrett nabbed his second receiving score, a 14-yarder, with 12:57 left.

The Islanders marched back and Arceneaux walked in for a 12-yard score and then on the following kickoff, Hawaii recovered and Tillis caught a 16-yard score to put the game out of reach.

The Riptide did score on their ensuing possession when Claunch hit Garrett on a 4-yard pass, but they wasted almost six and half minutes.

Score By Quarter	1	2	3	4	F
San Diego Riptide	07	07	07	13	34
Hawaiian Islanders	13	18	03	19	53

Scoring Summary

Qtr	Time	Play	SD-HAW
1st	11:04	Kemfort 8yd pass (Arceneaux) PAT good	00-07
	07:24	White 21yd run – PAT failed	00-13
	01:50	Butler 23yd pass (Claunch) PAT good	07-13
2nd	12:22	Arceneaux 9yd run – 2pt run good	07-21
	03:09	Naehu 25yd field goal	07-24
	02:34	Garrett 29yd pass (Claunch) PAT good	14-24
3rd	00:13	Tillis 18yd pass (Arceneaux) PAT good	14-31
	12:36	Abdul-Rahim 2yd pass (Garrett) PAT good	21-31
	06:51	Naehu 35yd field goal	21-34
4th	12:57	Garrett 14yd pass (Claunch) PAT good	28-34
	10:02	Arceneaux 12yd run – 2pt pass failed	28-40
	08:39	Tillis 16yd pass (Arceneaux) PAT failed	28-47
	02:12	Garrett 4yd pass (Claunch) PAT failed	34-47
	00:55	Arceneaux 5yd run – PAT good	34-53



Team Statistics	San Diego	Hawaii
First Downs	19	16
Rushes-Yards	8-44	10-59
Passing Yards	241	151
Pass Comp-Att-INT	19-38-0	14-26-0
Total Offensive Plays	48	36
Gain Yards Per Play	5.9	5.8
Turnovers	2	0
Points off turnovers	0	13
3rd Down Conversions	2/8	1/6
4th Down Conversions	2/4	2/2
Sacks By-Yards	0/0	2/20

Individual Statistics	San Diego	Hawaii
Passing:	Claunch: 17-34-247-4-0 Phillips: 1-3-12-0 Garrett: 1-1-2-1-0	Arceneaux: 14-26-151-3-0
Rushing:	Claunch: 6-38-0	White: 4-31-1
Receiving:	Garrett: 8-127-3 Graham: 4-61-0	Tillis: 10-118-2 Kemfort: 2-17-1
Kick Return:	Garrett: 2-29-0	Jones: 4-82-0
MFG Return:	Graham: 1-24-0	Tillis: 1-41-0
INT Return:	None	None
Tackles:	Curtis/Duncan: 3.5 Haslip/Abdul-Rahim: 3.5	Kemfort: 5.0 Jones: 5.0
Sacks:	None	Kemfort: 1.0 Zoller: 1.0



Game 12: San Diego 28, Peoria 21
June 22, 2002 – San Diego Sports Arena (5,247)

MVP: Jerry Garrett, SDG

IRONMAN: Rico Curtis, SDG

ADT Def. Player: Kevin Burton, SDG

SAN DIEGO -- Down 21-0 with eight seconds left in the first half, the San Diego Riptide (6-6) battled back to score 28 unanswered points to defeat the Peoria Pirates (9-3) Saturday evening.

Jerry Garrett, the game's MVP, nabbed the game-winning 41-yard touchdown from Kane Claunch with 7:42 remaining. Garrett also scored the Riptide's first TD with 8.2 seconds left in the first half. And on defense, he racked up seven tackles.

Peoria entered the game with the af2 second-highest scoring offense (55.8 ppg) and one of the stingiest defenses with a +16 turnover ratio. Riptide DS Kevin Burton, playing healthy for the first time since the season-opening loss to Bakersfield, picked off Peoria QB Walter Church on the sixth play from scrimmage. However, the Riptide offense failed to gain a first down on that following drive, or one in the first five drives. Burton was named the game's ADT Defensive Player of the Game after tallying 5.0 stops, the interception and breaking up nine passes.

The teams ended the first quarter scoreless with San Diego missing two long field goals and Peoria having the interceptions and barely missing a 31-yard field goal.

The Pirates plundered their way to their first score when backup quarterback Ronnie Gordon hit Cornell Craig on a 30-yard strike. Church got the wind knocked out of him after Ryan Cuthbert sacked him midway through the quarter.

The Riptide failed to get on the board in the first five drives and did not even record a first down. Then with 8.2 seconds left in the first half and down 21-0, Claunch found a wide-open Garrett for a 27-yard score and then hit Marty Graham on the first play of the third quarter from 23-yards out.

In the fourth quarter, game Ironman Rico Curtis nabbed a 4-yard pass from Claunch to tie it at 21 on a fourth and goal try. Garrett and Claunch connected one more time on the Riptide's next drive for the 41-yard game-winner.

Score By Quarter	1	2	3	4	F
Peoria Pirates	00	21	00	00	21
San Diego Riptide	00	07	07	14	28

Scoring Summary			
Qtr	Time	Play	PEO-SD
2nd	13:44	Craig 30yd pass (Gordon) PAT good	07-00
	06:24	Dupree 33yd pass (Church) PAT good	14-00
	00:19	Gordon 1yd run – PAT good	21-00
	00:08	Garrett 27yd pass (Claunch) PAT good	21-07
3rd	13:45	Graham 23yd pass (Claunch) PAT good	21-14
4th	11:32	Curtis 4yd pass (Claunch) PAT good	21-21
	07:42	Garrett 41yd pass (Claunch) PAT good	21-28

Team Statistics	Peoria	San Diego
First Downs	14	5
Rushes -Yards	8-34	3-14
Passing Yards	202	165
Pass Comp-Att-INT	20-42-1	10-32-0
Total Offensive Plays	54	36
Gain Yards Per Play	4.4	5.0
Turnovers	2	0
Points off turnovers	0	0
3rd Down Conversions	4/11	1/9
4th Down Conversions	1/2	1/4
Sacks By-Yards	1/3	4/28

Individual Statistics	Peoria	San Diego
Passing:	Church: 13-25-148-1-1	Claunch: 8-27-152-4-0
	Gordon: 7-17-82-1-0	Phillips: 2-5-16-0-0
	Archibald: 4-28-0	Curtis: 1-9-0
Rushing:	Archibald: 4-28-0	Garrett: 3-73-2
	Dupree: 6-93-1	Graham: 3-38-1
Receiving:	Archibald: 4-27-0	Graham: 3-68-0
	Dupree: 2-22-0	Graham: 3-41-0
Kick Return:	Craig: 2-38-0	Burton: 1-21-0
MFG Return:	None	Curtis: 8.5
INT Return:	West: 3.0	Garrett: 7.0
	Cook: 2.5	Cuthbert: 2.0
Tackles:	Bouie: 0.5	Burk/Greetis: 1.0 each
	Johnson: 0.5	



Game 13: Riptide 67, Frenzy 33

Saturday, June 29, 2002 – San Diego Sports Arena (6,430)

MVP: Jerry Garrett, SDG

IRONMAN: Rico Curtis, SDG

ADT Def. Player: Ryan Cuthbert, SDG

SAN DIEGO – The Riptide jumped to a 21-0 lead after the first period, powered by a 15-yard Marty Graham TD reception and two short rushing scores, the first a 3-yarder by Jerry Garrett and the second a 1-yard plunge by offensive lineman Trevor Misipeka. Garrett, who was named the game's MVP for a second straight game, ran in three scores and caught another.

The momentum briefly shifted late in the second quarter after the Frenzy closed the Riptide lead to 27-13, when Blake Eagal recovered a loose ball off the nets to set up a Lamont Webb 2-yard touchdown. It was the second loose ball off a kickoff recovered by Fresno, the first was lost on downs a few series' earlier inside Riptide territory. The Webb score pulled the seven near the end of the half, 27-20.

Fresno tied it at 27 after Carlos Cox rumbled 23 yards for a score early in the third quarter. The Riptide countered with a 6-play 45-yard drive culminating in Melvin Blue's 1-yard surge in the end zone. A blocked extra point gave San Diego just a six point lead, 33-27. Behind the strong running of Frenzy QB Kenny Rose, Fresno tied it again after Rose's second 1-yard keeper.

From there, it was all Riptide as they scored the game's final 34 points, starting with Garrett's 2-yard rushing TD at the end of the third quarter and continuing with Ryan Smith and Aazaar Abdul-Rahim grabbing short scoring strike from Kane Claunch to put San Diego up 53-33.

The bouncing ball went the way of the Riptide on their ensuing two kickoffs as Jason Burk scooped up an errant ball that set up Garrett's third rushing score of the night and fourth overall TD, a 4-yarder. Zack LaMonda, playing in his first af2 game, then grabbed the following kickoff and leapt seven yards into the end zone for the game's final score.

Score By Quarter	1	2	3	4	F
Fresno Frenzy	00	20	13	00	33
San Diego Riptide	21	06	13	27	67

Scoring Summary

Qtr	Time	Play	FRN-SDG
1st	10:45	Graham 15yd pass (Claunch) PAT good	00-07
	02:32	Garrett 3yd run – PAT good	00-14
	00:17	Misipeka 1yd run – PAT good	00-21
2nd	09:42	Rose 1yd run – PAT good	07-21
	03:37	Garrett 11yd pass (Claunch) PAT failed	07-27
	02:30	Webb 23yd pass (Rose) PAT failed	13-27
3rd	01:11	Webb 2yd pass (Rose) PAT good	20-27
	11:59	Cox 23yd run – PAT good	27-27
	08:11	Blue 1yd run – PAT blocked	27-33
4th	04:13	Rose 1yd run – PAT failed	33-33
	00:00	Garrett 2yd run – PAT good	33-40
	09:30	Smith 6yd pass (Claunch) PAT failed	33-46
	03:36	Abdul-Rahim 7yd pass (Claunch) PAT good	33-53
	01:50	Garrett 4yd run – PAT good	33-60
	01:00	LaMonda 7yd net recovery (PAT good)	33-67

Team stats	Fresno	San Diego
First Downs	13	16
Rushes-Yards	11-53	18-72
Passing Yards	154	190
Passes Att-Comp-INT	14-28-0	18-27-0
Total Plays-Yards	40-207	46-250
Kickoff Returns	8-137	2-57
INT Returns-Yards	None	None
Fumbles-Lost	3-3	3-2
Penalties-Yards	4-18	7-39
TOP	27:23	32:37
Sacks-Yards	1-12	1-3

Individual Statistics	Fresno	San Diego
Passing	Rose: 10-22-121-2-0 Stephenson: 4-6-36-0-0	Claunch: 18-27-190-4-0
Rushing	Cox: 4-31-1 Rose: 4-17-2	Claunch: 3-30-0 Garrett: 5-18-3
Receiving	Green: 6-54-0 Webb: 3-47-2	Garrett: 6-83-1 Curtis: 3-38-0
Kick Return	Webb: 6-117-0	Smith: 1-31-0
MFG Return	Webb: 1-7-0	None
INT Return	None	None
Tackles	Bayne: 6.5 Mahanke: 4.0	Curtis: 9.5 Cuthbert: 6.5
Sacks	Harris: 1.0	Cuthbert: 1.0



Game 14: Wichita 42, San Diego 37
Saturday, July 6, 2002 – Kansas Coliseum; Wichita, KS (3,983)

MVP: Ron Lopez, WIC

IRONMAN: Chris Enneking, WIC

ADT Def. Player: Ryan Cuthbert, SDG

WICHITA, KS - As so many of the San Diego Riptide games have started this season, their offense and defense sputtered in the first half, then came alive in the second half. In games against Hawaii, Bakersfield and Peoria, the Riptide battled back from early deficits to miraculous wins, but this time a 29-3 deficit was too much to overcome as they fell 42-37 to the Wichita Stealth. Despite the loss, the Riptide clinched a playoff berth when Arkansas beat Fresno 68-32 earlier in the evening.

Wichita was anything from stealthy in the first half as Ron Lopez tossed a 35-yard strike to Corey McCoy on the first play from scrimmage then the Stealth defense sacked Riptide starting QB Kane Claunch for a safety. Six minutes into the game, Wichita had a 15-0 lead after Lopez and McCoy connected again for a 22-yard score.

The Riptide mustered -2 yards of offense in the first quarter and looked to backup QB Wesley Phillips for a spark to their sputtering offense that trailed 29-3. Phillips completed 13-of-24 passes for 211 yards with 4 TDs, no interceptions, a rushing score and 1.5 tackles. Before the game, he had completed just 4-of-11 passes for 31 yards.

San Diego went into the locker room down 36-10, and then came out in the third quarter scoring in their first drive when Phillips hit Altie Parker on a 30-yard strike. The Riptide defense came alive shutting out the Stealth in the third stanza, stopping them on a goal-line stand and forcing a missed field goal.

Down 36-17 entering the fourth quarter, the Riptide rattled off 20 points and pulled within five after Phillips plunged in for a 1-yard score, then hooked up with Ryan Smith on scores of 42 and 7 yards, the latter with 57 seconds left in the game.

The Riptide attempted an on-side kick and Smith recovered it at the San Diego 14, but a questionable offsides penalty nullified the recovery and gave the Stealth the ball, in which they ran out the clock.

Score By Quarter	1	2	3	4	F
San Diego Riptide	03	07	07	20	37
Wichita Stealth	22	14	00	06	42

Scoring Summary

Qtr	Time	Play	SD-WIC
1st	14:25	McCoy 35yd pass (Lopez) PAT failed	00-06
	12:04	Enneking safety (sacks Claunch in end zone)	00-08
	09:50	McCoy 22yd pass (Lopez) PAT good	00-15
	06:48	Geisler 46yd field goal	03-15
2nd	06:02	Sullivan 21yd pass (Lopez) PAT good	03-22
	11:25	Grissom 34yd pass (Lopez) PAT good	03-22
	06:34	Cuthbert 4yd pass (Phillips) PAT good	10-29
	02:30	Henderson 4yd run – PAT good	10-36
3rd	10:18	Parker 30yd pass (Phillips) PAT good	17-36
4th	11:05	Phillips 1yd run – PAT good	24-36
	07:08	Patterson 3yd run – PAT failed	24-42
	05:19	Smith 42yd pass (Phillips) PAT failed	30-42
	00:57	Smith 7yd pass (Phillips) PAT good	37-42



Team stats	San Diego	Wichita
First Downs	18	15
Rushes-Yards	7-7	15-27
Passing Yards	229	288
Passes Att-Comp-INT	18-35-1	17-26-1
Total Plays-Yards	47-236	42-315
Kickoff Returns	2-23	4-88
INT Returns-Yards	1-0	1-11
Fumbles-Lost	1-1	4-1
Penalties-Yards	7-48	15-130
TOP	26:08	27:13
Sacks-Yards	1-8	5-20

Individual Statistics	San Diego	Wichita
Passing	Phillips: 13-24-211-4-0 Claunch: 5-11-38-0-1	Lopez: 17-26-296-4-1
Rushing	Blue: 1-3-0	Henderson: 8-21-1
Receiving	Parker: 4-77-1 Smith: 3-55-2	Grissom: 7-122-1 McCoy: 5-99-2
Kick Return	Holmes: 1-23-0	Patterson: 2-44-0
MFG Return	None	Patterson: 1-15-0
INT Return	Duncan: 1-0-0	Sullivan: 1-11-0
Tackles	Curtis: 6.0	Piersey: 6.5
Sacks	Cuthbert: 1.0	Four with 1.0/ 2 with 0.5



Game 15: Arkansas 45, San Diego 42
Saturday, July 20, 2002 – San Diego Sports Arena (7,108)

MVP: Ricky Hebert, ARK **IRONMAN:** Lennie Johnson, ARK **ADT Defensive Player:** Greg Taylor, ARK

SAN DIEGO – A fumble recovery off a kickoff and an interception return for a touchdown spoils the San Diego Riptide's regular season home finale as the Arkansas Twisters prevailed 45-42.

The Riptide marched down the field to start the game on a 6-play, 47-yard drive that chewed up over four and a half minutes culminating in a one-yard touchdown run by Rico Curtis.

The Twisters replied by scoring twice in a matter of 28 seconds as Kevin Williams nabbed a 13-yard pass from game MVP Ricky Hebert. On the ensuing kickoff, Lennie Johnson scooped up a fumble for another score.

The Riptide responded with a 31-yard strike from Kane Claunch to Mark Butler, playing his first game in five weeks, which set up Claunch's 3-yard keeper for a TD. Then Jerry Garrett forced a fumble on the Twisters' following possession that set up Butler's 9-yard TD from Claunch.

The Riptide did have their chances with two first and goal possessions that ended with the team turning over the ball on downs both times. San Diego got back on the board midway through the third, when Butler and Claunch connected again for a 30-yard sliding score.

Hebert converted two third down conversions, taking the Twisters down for counter score and an 11-point lead going into the fourth quarter (39-28). Just two plays into the final stanza, Claunch nailed Altie Parker for an 11-yard score, but the Hebert-Johnson connection hooked up for third time (Johnson's fourth score of the night), a 39-yarder.

The Riptide got down to the Twister goal line of their next drive, but failed to score on four straight running plays. Arkansas' offense couldn't capitalize from their great defensive stand. So, the Riptide got the ball back and Claunch hit Garrett on passes of 22 and 14 yards, then found Parker open for an 10-yard TD with a minute left in the game.

The Riptide elected to kickoff deep instead of attempting the on-side kick and the Twisters ran out the clock. In the game's final three plays, Rico Curtis broke the af2 single-season tackle record with 2.5 stops (8.0 for the game) and a season total of 118.5 with one game remaining.

Score By Quarter	1	2	3	4	F
Arkansas Twisters	12	13	14	06	45
San Diego Riptide	14	07	07	14	42

Scoring Summary

Qtr	Time	Play	ARK-SD
1st	10:26	Curtis 1yd run – PAT good	00-07
	08:36	Williams 13yd pass (Hebert) PAT failed	06-07
	08:08	Johnson 0yd net recovery – PAT failed	12-07
	03:48	Claunch 3yd run – PAT good	12-14
2nd	14:14	Butler 9yd pass (Claunch) PAT good	12-21
	12:49	Johnson 29yd pass (Hebert) 2pt pass failed	18-21
	05:52	Cail 14yd interception return – PAT good	25-21
3rd	09:39	Johnson 22yd pass (Hebert) PAT good	32-21
	07:10	Butler 30yd pass (Claunch) PAT good	32-28
	01:28	Williams 8yd pass (Hebert) PAT good	39-28
4th	13:35	Parker 11yd pass (Claunch) PAT good	39-35
	11:47	Johnson 39yd pass (Hebert) PAT failed	45-35
	01:00	Parker 10yd pass (Claunch) PAT good	45-42



Team stats	Arkansas	San Diego
First Downs	12	18
Rushes-Yards	4-6	11-17
Passing Yards	196	254
Passes Att-Comp-INT	20-33-0	21-34-2
Total Plays-Yards	37-202	50-271
Kickoff Returns	3-74	4-72
INT Returns-Yards	2-46	0-0
Fumbles-Lost	1-1	1-1
Penalties-Yards	7-39	8-54
TOP	26:37	33:23
Sacks-Yards	5-25	0-0

Individual Statistics	Arkansas	San Diego
Passing	Hebert: 20-33-196-5-0	Claunch: 21-34-279-4-2
Rushing	Small: 4-6-0	Berg: 1-9-0
Receiving	Johnson: 7-109-3	Butler: 5-105-2
Kick Return	Johnson: 2-43-0	Butler: 2-23-0
MFG Return	None	Smith: 1-9-0
INT Return	Cail: 2-46-1	None
Tackles	Hula: 5.0	Curtis: 8.0
Sacks	Taylor: 3.5	None



Game 16: Quad City 58, San Diego 41
Saturday, July 27, 2002 – The MARK; Moline, IL (6,810)

MVP: Chris Anthony, QC **IRONMAN:** Chris Anthony, QC **ADT Defensive Player:** Tim McGill, QC

MOLINE, IL – The Quad City Steamwheelers scored three times in the third quarter to open up a close game and posted a 58-41 victory over the San Diego Riptide at The Mark of the Quad Cities.

Steamwheelers' WR/LB Chris Anthony caught three touchdown passes, had one interception and batted down five passes to earn both Game MVP and Ironman honors.

Even though the game had no bearing on the af2 playoff picture, it was an intense, hard-hitting affair, with both teams looking to end the regular season on a positive note. The Steamwheelers took advantage of three Riptide turnovers, turning two of them into touchdowns. Steamwheelers' OL/DL Tim McGill had two sacks for 14 yards and blocked a field goal attempt.

The Riptide opened the scoring in the first quarter when quarterback Kane Claunch flipped a three-yard pass to Altie Parker. The Steamwheelers answered on the next possession when quarterback Mike Cawley took the ball in on a one-yard keeper.

San Diego went back on top on a 44-yard Claunch-to-Aazaar Abdul-Rahim strike. Quad City tallied the next two scores, on passes of 38 and 10 yards from Cawley to Anthony. A Claunch-to-Abdul-Rahim strike ended the first-half scoring and moved San Diego to within one at 21-20.

The Steamwheelers took control of the game in the third quarter, scoring three times. Cawley hit Hiawatha Phifer with 14- and five-yard scoring strikes. Anthony caught his third TD of the night on an eight-yard pass from Cawley. The Steamwheelers extended their lead in the fourth quarter on a 45-yard TD pass from Cawley to Jeff Hewitt, who also returned a kickoff 57 yards for the final Quad City score.

Score By Quarter	1	2	3	4	F
San Diego Riptide	06	14	07	14	41
Quad City Steamwheelers	07	14	20	17	58

Scoring Summary

Qtr	Time	Play	SD-QC
1st	12:13	Parker 3yd pass (Claunch) PAT failed	06-00
	07:17	Cawley 1yd run – PAT good	06-07
2nd	11:14	Abdul-Rahim 44yd pass (Claunch) PAT good	13-07
	09:59	Anthony 38yd pass (Cawley) PAT good	13-14
	02:35	Anthony 10yd pass (Cawley) PAT good	13-21
	00:24	Abdul-Rahim 19yd pass (Claunch) PAT good	20-21
3rd	12:37	Phifer 14yd pass (Cawley) PAT failed	20-27
	10:21	Curtis 20yd pass (Claunch) PAT good	27-27
	05:11	Phifer 5yd pass (Cawley) PAT good	27-34
4th	00:38	Anthony 8yd pass (Cawley) PAT good	27-41
	04:11	Hewitt 45yd pass (Cawley) 2pt run good	27-49
	00:48	Burk 1yd pass (Phillips) 2pt run good	35-49
	00:24	Hegnauer 20yd field goal	35-52
	00:04	Garrett 30yd pass (Phillips) 2pt pass failed	41-52
	00:00	Hewitt 57yd kickoff return	41-58



Team stats

	San Diego	Quad City
First Downs	19	17
Rushes-Yards	5-21	7-39
Passing Yards	241	291
Passes Att-Comp-INT	16-40-2	22-39-0
Total Plays-Yards	47-262	48-330
Kickoff Returns	6-148	4-136
INT Returns-Yards	None	2-8
Fumbles-Lost	2-1	2-2
Penalties-Yards	7-27	10-69
TOP	33:06	26:54
Sacks-Yards	2-4	2-14

Individual Statistics

	San Diego	Quad City
Passing	Claunch: 11-24-178-4-1 Phillips: 5-16-77-2-1	Cawley: 22-39-295-6-0
Rushing	Phillips: 1-14-0	Gooch: 2-25-0
Receiving	Abdul-Rahim: 5-98-2 Garrett: 4-68-1	Anthony: 8-113-3 Hewitt: 7-113-1
Kick Return	Butler: 4-95-0	Gooch: 3-79-0
MFG Return	None	Gooch: 1-14-0
INT Return	None	Anthony: 1-8-0 Browner: 1-0-0
Tackles	Haslip: 6.0	Thigpen: 8.0
Sacks	Berg/Cuthbert: 1.0 each	McGill: 2.0



Riptide Built-Ford Tough Players

Game	Players
4/06	Brian Berg, Rico Curtis, Ryan Cuthbert
4/13	Brian Berg, Rico Curtis, Scottie Nicholson, Altie Parker, Jason Burk
4/20	Kane Claunch, Rico Curtis, Marty Graham
4/27	Rico Curtis, Altie Parker, Ryan Smith
5/04	Brian Berg, Rico Curtis, Brad Greetis, Ryan Smith
5/11	Brian Berg, Ryan Cuthbert, Rico Curtis, Ryan Geisler, Ryan Smith
5/18	Kane Claunch, Rico Curtis, Ryan Cuthbert, Trevor Misipeka
5/25	Rico Curtis, Ryan Cuthbert, Kenny Haslip
6/01	Rico Curtis, Ryan Cuthbert, Brad Greetis, Kenny Haslip
6/08	Brian Berg, Mark Butler, Rico Curtis, Michael Duncan
6/14	Rico Curtis, Ryan Cuthbert, Jerry Garrett, Nathan Gallow
6/22	Kevin Burton, Ryan Cuthbert, Rico Curtis, Jerry Garrett, Kenny Haslip
6/29	Ryan Cuthbert, Rico Curtis, Jerry Garrett, Zack LaMonda, LP Reynolds
7/06	Ryan Cuthbert, Rico Curtis, Ryan Geisler, Wesley Phillips, Ryan Smith
7/20	Mark Butler, Rico Curtis, Kenny Haslip, Altie Parker
7/27	Aazaar Abdul-Rahim, Jason Burk, Ryan Cuthbert, Rico Curtis

Most Built-Ford Tough Player of the Games By Riptide Players

Rico Curtis	16 (Riptide nominee for af2 award)
Ryan Cuthbert	9
Brian Berg	5
Kenny Haslip	4
Ryan Smith	4
Jerry Garrett	3

Riptide Players Named af2 Built-Ford Tough Player of the Week

Week 6	5/04 vs. Louisville	Rico Curtis
---------------	---------------------	-------------



2002 Player Profiles

RIPTIDE NUMERICAL ROSTER (as of July 26, 2002 and subject to change)

No.	Name	Pos.	Ht.	Wt.	College	af2 Exp.
1	Aazaar Abdul-Rahim	WR/DB	5-11	175	San Diego State	R
2	Ryan Smith	WR/DB	6-00	200	Southern Utah	R
3	Brian Berg	FB/LB	6-00	255	San Diego State	R
4	Marty Graham	OS	5-08	180	San Diego State	R
5	Jerry Garrett	WR/LB	6-00	200	Wayne State	R
6	Kenny Haslip	DS	5-10	180	Southern California	R
7	Wesley Phillips	QB	6-03	215	UTEP	R
9	Kevin Burton	DS	6-01	200	San Diego State	R
11	Ryan Geisler	K	6-01	190	Cal Lutheran	R
16	Kane Claunch	QB	6-03	220	Montana Tech	2
24	Altie Parker	WR/DB	5-10	180	Colorado State	R
33	Jason Burk	FB/LB	6-01	235	Nevada	R
37	Rico Curtis	WR/LB	6-01	235	San Diego State	R
51	Nathan Gallow	OL/DL	6-02	255	Missouri Western	R
69	Zack LaMonda	OL/DL	6-02	285	San Diego State	R
75	Brandon Bejarano	OL/DL	6-05	320	San Diego State	R
81	Mark Butler	OS	5-11	185	Pittsburgh	R
87	Brad Greetis	OL/DL	6-03	250	Cal Lutheran	R
91	Trevor Misipeka	OL/DL	6-01	325	Western Washington	R
93	Ryan Cuthbert	OL/DL	6-02	255	Tusculum College	R
99	L.P. Reynolds	OL/DL	6-03	290	SDSU/Modesto	R

INJURED RESERVE

8	Michael Duncan	DS	6-01	195	Portland State	R
26	Melvin Blue	FB/LB	6-01	250	Utah State	2
50	Jason Henry	OL/DL	6-02	285	Emporia State	R
86	Scottie Nicholson	WR/LB	6-03	230	San Diego State	R

COACHES

Head Coach: Cree Morris

Defensive Coordinator/Secondary Coach: Derek Dahlen

Special Teams Coordinator/Line Coach: Tim White

Assistant Coaches: James Kilmer, Eric Van Tassle, Evan Arapostathis

RIPTIDE DEPTH CHART

OFFENSE

QB	16	CLAUNCH, Kane	7	PHILLIPS, Wesley
OS	81	BUTLER, Mark	4	GRAHAM, Marty
WR	37	CURTIS, Rico	5	GARRETT, Jerry
WR	1	ABDUL-RAHIM, Aazaar	2	SMITH, Ryan
FB	3	BERG, Brian	33	BURK, Jason
TE	93	CUTHBERT, Ryan	87	GREETIS, Brad
C	91	MISIPEKA, Trevor	69	LAMONDA, Zack
G	99	REYNOLDS, L.P.	75	BEJARANO, Brandon

DEFENSE

DS	6	HASLIP, Kenny	1	ABDUL-RAHIM, Aazaar
DS	9	BURTON, Kevin		
DB	1	ABDUL-RAHIM, Aazaar	2	SMITH, Ryan
LB	37	CURTIS, Rico	5	GARRETT, Jerry
LB	3	BERG, Brian	33	BURK, Jason
DE	99	REYNOLDS, L.P.	75	BEJARANO, Brandon
NT	91	MISIPEKA, Trevor	69	LAMONDA, Zack
DE	93	CUTHBERT, Ryan	87	GREETIS, Brad

SPECIALISTS

K	11	GEISLER, Ryan	3	BERG, Brian
H	7	PHILLIPS, Wesley	16	CLAUNCH, Kane
LS	3	BERG, Brian	69	LAMONDA, Zack
KR	81	BUTLER, Mark	4	GRAHAM, Marty



1 Aazaar Abdul-Rahim

Height: 5' 11"

Weight: 175 lbs

College: San Diego State

Wide Receiver/Defensive Back

DOB: 11/11/1976

af2 Experience: Rookie

2002 – April 6 vs. Bakersfield: Recorded seven tackles (5 solo, 4 assisted) and broke up a pass. **April 11 at Fresno:** Registered three tackles and broke up a pass. **April 20 vs. Tulsa:** Recorded an assisted tackle before dislocating his elbow. Did not play against Arkansas. **May 4 vs. Louisville:** Posted a season-high 8.5 tackles and four pass break ups on the night. **May 11 at Hawaii:** Led the Riptide with seven tackles and recovered two fumbles en route to being named to the ADT Defensive Player of the Game. **May 28 at Fresno:** Tallied 7.5 tackles and broke up two passes against the Frenzy. **May 25 vs. Bakersfield:** Started at WR/DB for the first time this season and grabbed three passes for 36 yards, including a 34-yard TD. Defensively, he recorded three assisted tackles and broke up two passes. **June 1 vs. Hawaii:** Named the Game Ironman after posting two 30-yard receiving touchdowns and had 3.0 tackles and two pass breakups. **June 8 at Bakersfield:** Started at WR/DB, but recorded only a 15-yard kickoff return. **June 14 at Hawaii:** Grabbed two passes for six yards, including a 2-yard score from Jerry Garrett. Tied for the team lead in tackles (3.5) and broke up one pass. Also returned a kickoff 21 yards. **June 22 vs. Peoria:** recorded 2.5 stops, forced a fumble on a kickoff that he recovered, then on offense made his one reception count hauling in a 40-yard on the drive that set up the game-tying score. **June 29 vs. Fresno:** Grabbed a 7-yard TD by his fingertips in the fourth quarter and defensively had 3.0 tackles and a pass breakup. However, lost the ball on both times he went back for kickoff returns. **July 6 vs. Wichita:** Made one catch for 32 yards setting up a Riptide TD, but did not record any stats on defense. **July 20 vs. Arkansas:** grabbed one ball for 17 yards and a kickoff for 17 more. **July 27 at Quad City:** snagged a season-high five balls for 98 yards with touchdowns of 44 and 19 yards. Also had two kick returns for 53 yards.

Date	Opponent	Tackles	Solo	Assists	INT	Yds	TD	Brkup	FF	FR	Rec	Yds	TD	KOR	Yds	TD
4/06	Bakersfield	7.0	5	4	0	0	0	1	0	0						
4/11	at Fresno	3.0	1	4	0	0	0	1	0	0						
4/20	Tulsa	0.5	0	1	0	0	0	0	0	0						
4/27	at Arkansas							Did not play – Inactive								
5/04	Louisville	8.5	7	3	0	0	0	4	0	0						
5/11	at Hawaii	7.0	6	2	0	0	0	0	0	2						
5/18	at Fresno	7.5	3	9	0	0	0	2	0	0						
5/25	Bakersfield	1.5	0	3	0	0	0	2	0	0	3	36	1	0	0	0
6/01	Hawaii	3.0	2	2	0	0	0	2	0	0	4	75	2	0	0	0
6/08	at Bakersfield	0.0	0	0	0	0	0	0	0	0	0	0	0	1	15	0
6/14	at Hawaii	3.5	3	1	0	0	0	1	0	0	2	6	1	1	21	0
6/22	Peoria	2.5	2	1	0	0	0	0	1	1	1	40	0	1	14	0
6/29	Fresno	3.0	2	2	0	0	0	1	0	0	2	20	1	1	26	0
7/06	at Wichita	0.0	0	0	0	0	0	0	0	0	1	32	0	0	0	0
7/20	Arkansas	0.0	0	0	0	0	0	0	0	0	1	17	0	1	17	0
7/27	at Quad City	0.0	0	0	0	0	0	0	0	0	5	98	2	2	53	0
2002		46.0	30	32	0	0	0	14	1	3	19	324	7	7	146	0



2 Ryan Smith

Height: 6'0"

Weight: 200 lbs

College: Southern Utah

Wide Receiver/Defensive Back

DOB: 12/13/1977

af2 Experience: rookie

2002 – April 6 vs. Bakersfield: Caught the first pass in team history, a 4-yarder from Claunch. Added three more catches for a total of four for 32 yards and on defense recorded four tackles. **April 11 at Fresno:** Played defensive specialist due to the injury to Kevin Burton. Registered four tackles and broke up a pass. Picked up a squib kick and returned it 11 yards. **April 20 vs. Tulsa:** Tied for the game lead in tackles with six solo stops, nabbed an interception and five receptions for 53 yards. Also returned a kickoff 23 yards. **April 27 at Arkansas:** Stepped up in the kickoff return role with the injury to Marty Graham and put together one of the greatest return games in af2 history, compiling 227 yards on just eight returns (the 7th best in history), including a 54-yard return for a score. Offensively, he grabbed just two passes, but both went for scores and defensively, he intercepted a pass, broke up another and registered two tackles. **May 4 vs. Louisville:** Returned an interception 52 yards for a score and tallied two picks, four tackles and two pass breakups. Offensively, he caught one pass for a 19-yard score and returned a missed field goal 21 yards. Named the game's ADT Defensive Player. **May 11 at Hawaii:** Compiled 261 all-purpose yards and registered 5.5 tackles on the night. **May 18 at Fresno:** Caught three passes for 56 yards and had just an assisted tackle and broke up a pass. **May 25 vs. Bakersfield:** Caught two passes for 37 yards, including a 7-yard score in the fourth quarter after he scooped up a pooched field goal. On defense, he had one tackle, recovered a fumble and broke up a pass. Injured his finger in practice and was placed on injured reserve before the Hawaii (6/01) game. **June 22 vs. Peoria:** **June 29 vs. Fresno:** **July 6 vs. Wichita:** Grabbed two touchdowns in the final five minutes of the game. In all, had three catches for 55 yards. **June 22 vs. Peoria:** had half a tackle and broke up a pass. **June 29 vs. Fresno:** caught three passes for 18 yards and a touchdown. Returned one kickoff for 31 yards and defensively had half a tackle. **July 20 vs. Arkansas:** returned a kickoff 32 yards and a MFG 9 more. Defensively, he broke up a pass. **July 27 at Quad City:** caught one pass for 21 yards and had 4.5 tackles.

Date	Opponent	Rec	Yds	TD	KO	Yds	TD	MFG	Yds	TK	Solo	Ast	INT	Yds	TD	PB	FR
4/06	Bakersfield	4	32	0	0	0	0	0	0	4.0	3	2	0	0	0	0	0
4/11	at Fresno	Played Defense only															
4/20	Tulsa	5	53	0	1	23	0	0	0	6.0	6	0	1	0	0	0	0
4/27	at Arkansas	2	18	2	8	227	1	0	0	2.0	1	2	1	2	0	1	0
5/04	Louisville	1	19	1	0	0	0	1	21	4.0	3	2	2	57	1	2	0
5/11	at Hawaii	7	85	0	6	134	0	1	42	5.5	5	1	0	0	0	0	0
5/18	at Fresno	3	56	0	1	10	0	0	0	0.5	0	1	0	0	0	1	0
5/25	Bakersfield	2	37	1	0	0	0	0	0	1.0	1	0	0	0	0	1	1
6/01	Hawaii	Did not play – inactive															
6/08	at Bakersfield	Did not play – short-term IR															
6/14	at Hawaii	Did not play – short-term IR															
6/22	Peoria	0	0	0	0	0	0	0	0	0.5	0	1	0	0	0	1	0
6/29	Fresno	3	18	1	1	31	0	0	0	0.5	0	1	0	0	0	0	0
7/06	at Wichita	3	55	2	0	0	0	0	0	0.0	0	0	0	0	0	0	0
7/20	Arkansas	0	0	0	1	32	0	1	9	0.0	0	0	0	0	0	1	0
7/27	at Quad City	1	21	0	0	0	0	0	0	4.5	4	1	0	0	0	1	0
2002		34	405	7	19	468	1	2	63	31.5	25	13	4	59	1	9	1



3 Brian Berg
Height: 6' 0"
College: San Diego State

Weight: 255 lbs

Fullback/Linebacker
DOB: 03/02/1978
af2 Experience: rookie

2002 – April 6 vs. Bakersfield: Started at FB/LB and scored the Riptide's first franchise points on a 7-yard run in the first quarter. Caught one pass for 6 yards and recorded 5.5 tackles and a sack. **April 11 at Fresno:** Started at center due to the injury to Jason Henry and did not allow a sack or any player past him offensively. Defensively, he had 1.5 tackles and four QB hurries. **April 20 vs. Tulsa:** Started at center again and recorded two tackles, including one for a loss and recovered a fumble off a missed field goal for a touchdown. **April 27 at Arkansas:** Returned to the role of starting FB/LB with the return of Jason Henry and scored the Riptide's first score of the night on a 1-yard run. Ended the night with four rushes for six yards and two tackles on defense. **May 4 vs. Louisville:** Grabbed his first receiving score of the night on a 10-yard pass from Claunch. Also had two rushes for six yards. Defensively, he had four tackles, including two for loss, a sack and three QB hurries. **May 11 at Hawaii:** Forced a fumble on a kickoff and officially was in on three tackles. **May 18 at Fresno:** Carried the ball once, but went 17 yards for a touchdown. Defensively, he had 3.0 tackles. **May 25 vs. Bakersfield:** Carried the ball twice for five yards and one tackle for a loss. **June 1 vs. Hawaii:** Posted 5.0 tackles with two rushes for 4 yards and a reception for five more. **June 8 at Bakersfield:** Started at center (OL/DL) and defensively had a fantastic game recording 4.5 tackles, including 1.5 for a loss, and a sack. **June 14 at Hawaii:** Rushed just once for 3 yards and recorded half a tackle. **June 22 vs. Peoria:** recorded half a tackle early in the contest, and then injured his PCL in his knee, which will sideline him for 2-4 weeks. **June 29 vs. Fresno:** placed on injured reserve, but served as the color commentator for the radio broadcast with Chris Elio. **July 20 vs. Arkansas:** had one rush for 9 yards and 1.5 stops. **July 27 at Quad City:** Carried the ball twice for 7 yards and recorded 2.5 tackles and a sack on defense.

Date	Opponent	Rush	Yds	TD	Rec	Yds	TD	TK	Solo	Ast	TFL	Sack	QBH	Brkup	FF	FR
4/06	Bakersfield	1	7	1	1	6	0	5.5	3	5	1.5	1.0	1	0	0	0
4/11	at Fresno							1.5	1	1	0.0	0.0	4	0	0	0
4/20	Tulsa							2.0	2	0	1.0	0.0	0	0	0	1
4/27	at Arkansas	4	6	1	0	0	0	2.0	1	2	0.0	0.0	0	0	0	0
5/04	Louisville	2	6	0	1	10	1	4.0	3	2	2.0	1.0	3	0	0	0
5/11	at Hawaii	0	0	0	0	0	0	2.0	1	2	1.0	0.0	0	0	1	0
5/18	at Fresno	1	17	1	0	0	0	3.0	1	4	0.0	0.0	0	0	0	0
5/25	Bakersfield	2	5	0	0	0	0	1.0	1	0	1.0	0.0	0	0	0	0
6/01	Hawaii	2	4	0	1	5	0	5.0	3	4	0.0	0.0	0	0	0	0
6/08	at Bakersfield							4.5	2	5	1.5	1.0	1	0	0	0
6/14	at Hawaii	1	3	0	0	0	0	0.5	0	1	0.0	0.0	0	0	0	0
6/22	Peoria	0	0	0	0	0	0	0.5	0	1	0.0	0.0	0	0	0	0
7/20	Arkansas	1	9	0	0	0	0	1.5	1	1	0.0	0.0	1	0	0	0
7/27	at Quad City	2	7	0	0	0	0	2.5	2	1	0.0	1.0	0	0	0	0
2002		16	64	3	3	21	1	34.5	20	29	8.0	4.0	10	0	1	1



4 Marty Graham
Height: 5' 8"
College: San Diego State

Weight: 185 lbs

Offensive Specialist
DOB: 12/02/1977
af2 Experience: rookie

2002 – April 6 vs. Bakersfield: Set an af2-record for most all-purpose yards in a game (400) and named the Game's MVP despite the Riptide losing the game. Caught 7 passes for 197 yards and returned 7 kickoffs for 199 yards. **April 11 at Fresno:** Quietly recorded 256 all-purpose yards, despite being double teamed most of the night. Caught five passes for 78 yards and a TD, also returned six combined kicks for 167 yards. **April 20 vs. Tulsa:** Despite a pre-game hamstring injury, he still grabbed 5 passes for 98 yards, two touchdowns and 146 all-purpose yards. His hamstring injury prevented him from playing in the Arkansas game. **May 4 vs. Louisville:** Named the Game MVP after posting a rushing TD (2 yards), receiving score (30 yards) and on a kickoff return (af2-record 58 yards). Tallied 183 all-purpose yards on just nine touches. **May 11 at Hawaii:** Did not play. **May 18 at Fresno:** Returned to the starting lineup after sitting out the week before against Hawaii to rest his hamstring. Grabbed all three of Claunch's passing touchdowns and compiled 162 all-purpose yards. **May 25 vs. Bakersfield:** Compiled 200 all-purpose yards before suffering a toe injury that sidelined him in the third quarter and for the Hawaii (6/01) & Bakersfield (6/08) games. **June 14 at Hawaii:** Returned to the lineup after a two-week hiatus and posted just 85 all-purpose yards. (4 rec. 61 yds and a 24-yd MFG return). **June 22 vs. Peoria:** grabbed 3 receptions for 3 yards and a TD, plus three returns for 68 yards. **June 29 vs. Fresno:** grabbed a 15-yard TD, but re-injured his hamstring in the first half and missed the rest of the game. After it, he was placed on short-term IR and did not play the rest of the regular season.

----- All-purpose -----

Date	Opponent	Rush	Yds	TD	Rec	Yds	TD	KOR	Yds	TD	MFG	Yds	TD	Touches	Yds	Avg	TD
4/06	Bakersfield	2	4	0	7	197	4	7	199	0	0	0	0	16	400	25.0	4
4/11	at Fresno	3	11	0	5	78	1	5	146	0	1	21	0	14	256	18.3	1
4/20	Tulsa	1	5	0	5	98	2	3	43	0	0	0	0	8	146	18.3	2
4/27	at Arkansas	Did not play – Inactive															
5/04	Louisville	1	2	1	4	59	1	4	122	1	0	0	0	9	183	20.3	3
5/11	at Hawaii	Did Not Play – Inactive															
5/18	at Fresno	1	-1	0	7	96	3	3	67	0	0	0	0	11	162	14.7	3
5/25	Bakersfield	0	0	0	4	31	1	4	98	0	2	71	0	10	200	20.0	1
6/01	Hawaii	Did Not Play – Inactive															
6/08	at Bakersfield	Did Not Play – Inactive															
6/14	at Hawaii	0	0	0	4	61	1	0	0	0	1	24	0	5	85	17.0	1
6/22	Peoria	0	0	0	3	38	1	3	68	0	3	41	0	9	147	16.3	1
6/29	Fresno	0	0	0	1	15	1	0	0	0	0	0	0	1	15	15.0	1
2002		8	21	1	40	673	14	29	743	1	7	157	0	84	1594	19.0	17



5 Jerry Garrett
Height: 6'0
College: Wayne State

Wide Receiver/Linebacker
Weight: 200 lbs
af2 Experience: rookie

2002 – Re-assigned to the Riptide right before the Arkansas game. Originally, one of the first players assigned to the Riptide, but was re-assigned before the season due to a knee injury. **April 27 at Arkansas:** Started at offensive specialist because of the hamstring injury to Marty Graham and grabbed seven passes for 71 yards and a touchdown. **May 4 vs. Louisville:** Moved to a two-way player with Graham returning to the lineup and tallied 6.5 tackles on defense and offensively had two catches for 18 yards, including a 10-yard touchdown in the fourth quarter. A re-occurring injury held him out of the Hawaii game (5/11) and placed on short-term injured reserve. **June 8 at Bakersfield:** Notched a half tackle and caught one pass for 8 yards. That reception was for a first down on third down. **June 14 at Hawaii:** By all accounts, he was the lone highlight of the disappointing loss. Garrett grabbed eight passes for 127 yards and three TDs. He became the first Riptide player not named Claunch to toss a TD when he hit Abdul-Rahim on a two-yard pass in the third quarter. Also ran the ball once for three yards and had two kickoff returns for 29 yards. Defensively, he recorded 2.5 stops. **June 22 vs. Peoria:** Named the game's MVP after grabbing three passes for 73 yards and 2 TDs, including a 27-yarder to put the Riptide on the board with 8.2 seconds left in the first half and then a 41-yarder to win the game. Also posted 7.5 stops. **June 29 vs. Fresno:** Named the game's MVP for a second straight game when he scored four times, including three on the ground and one reception. He was in on 3.5 tackles. **July 6 at Wichita:** caught three passes for 31 yards. **July 20 vs. Arkansas:** forced a fumble and recorded 2.0 tackles, then offensively he grabbed 6 passes for 74 yards. **July 27 at Quad City:** grabbed 4 passes for 68 yards, including a 30-yard touchdown. Defensively, had one tackle.

Date	Opponent	Rush	Yds	TD	Rec	Yds	TD	Tackles	UT	AT	INT	Yds	TD	Brkup
4/27	at Arkansas	1	2	0	7	71	1	0.0	0	0	0	0	0	0
5/04	Louisville	0	0	0	2	18	1	6.5	5	3	0	0	0	0
5/11	at Hawaii	Did not play – inactive/injured												
5/18	at Fresno	Did not play – place on short-term injured reserve --												
5/25	Bakersfield	Did not play – place on short-term injured reserve --												
6/01	Hawaii	Did not play – place on short-term injured reserve --												
6/08	at Bakersfield	0	0	0	1	8	0	0.5	0	1	0	0	0	0
6/14	at Hawaii	1	3	0	8	127	3	2.5	1	3	0	0	0	0
6/22	Peoria	0	0	0	3	73	2	7.0	4	6	0	0	0	0
6/29	Fresno	5	18	3	6	83	1	3.5	3	1	0	0	0	0
7/06	at Wichita	0	0	0	3	31	0	0.0	0	0	0	0	0	0
7/20	Arkansas	0	0	0	6	74	0	2.0	2	0	0	0	0	0
7/27	at Quad City	1	2	0	4	68	1	1.0	1	0	0	0	0	0
2002		8	25	3	40	553	9	23.0	16	14	0	0	0	0



6 Kenny Haslip
Height: 5'10" **Weight: 180 lbs.**
College: USC

Defensive Specialist
DOB: 5/17/1976
af2 Experience: rookie

2002 – Assigned to the Riptide before the 5/25 Bakersfield game. **May 25 vs. Bakersfield:** Made his af2 debut by registering 7.5 tackles, including 2.5 of them going for losses and two pass breakups. **June 1 vs. Hawaii:** Named the game's ADT Defensive Player of the Game after breaking up six passes, notching 2.5 tackles and intercepting two passing, including one he returned 9-yards for a score. **June 8 at Bakersfield:** Compiled 4.0 tackles and five pass breakups. **June 14 at Hawaii:** Recorded a team-tying 3.5 stops and "officially" broke up one pass. **June 22 vs. Peoria:** teamed with Kevin Burton to shut down the af2's second-highest scoring offense as he broke up five passes, including a third and fourth down in the end zone in the final minute of the game. Also tallied 2.0 stops. **June 29 vs. Fresno:** Again helped the Riptide defense stop one of the af2's top all-purpose threats (Lamont Webb) with four pass breakups and 1.5 tackles. **July 6 at Wichita:** had 2.0 tackles and a breakup. **July 20 vs. Arkansas:** recorded 4.0 tackles and broke up 4 passes. **July 27 at Quad City:** led the Riptide in tackles with 6.0 and officially broke up two passes.

Date	Opponent	Tackles	Solo	Assists	TFL	INT	Yds	TD	Brkup	FF	FR
5/25	Bakersfield	7.5	6	3	2.5	0	0	0	2	0	0
6/01	Hawaii	2.5	2	1	0.0	2	9	1	6	0	0
6/08	at Bakersfield	4.0	3	2	0.0	0	0	0	5	0	0
6/14	at Hawaii	3.5	3	1	0.0	0	0	0	1	0	0
6/22	Peoria	2.0	1	2	0.0	0	0	0	5	0	0
6/29	Fresno	1.5	1	1	0.0	0	0	0	4	0	0
7/06	at Wichita	2.0	2	0	0.0	0	0	0	1	0	0
7/20	Arkansas	4.0	4	0	0.0	0	0	0	4	0	0
7/27	at Quad City	6.0	6	0	0.0	0	0	0	2	0	0
2002		33.0	28	10	2.5	2	14	1	30	0	0



7 Wesley Phillips**Height: 6' 3"****Weight: 215 lbs****College: UTEP****Quarterback****DOB: 02/17/1979****af2 Experience: rookie**

2002 – He is the holder for all of Brad Bohn's kicks. Phillips recorded a tackle in the Bakersfield game after a missed field goal attempt. Attempted a pass on a two-point conversion against Arkansas, but it was intercepted after a deflection and a bounce off the net structure.

May 4 vs. Louisville: Attempted two passes, but both fell incomplete. After a bad snap on an extra point attempt, he tried to run it in for 2 points, but was tackled a yard short. **May 11 at Hawaii:** Completed his first pass of the season on a fourth down fake field goal to Rico Curtis, 3 yards, but did not get the first down. **June 14 at Hawaii:** Saw action on the team's final drive when Claunch re-injured his elbow. Completed 1-of-3 passes for 12 yards. **June 22 vs. Peoria:** Entered the game in the third quarter when Claunch missed a series with an injury. Completed two-of-five passes for 16 yards. **June 29 vs. Fresno:** made a great tackle on special teams pinning Lamont Webb deep in Frenzy territory. **July 6 at Wichita:** Entered the game with the Riptide down 29-3 and marched them back to a near impossible comeback, as he passed for 211 yards on 13-of-24 passes with four touchdowns. He also ran for another score and had 1.5 tackles. **July 27 at Quad City:** entered the game in the fourth quarter and completed 5-of-16 for 77 yards with 2 TDs and an interception. He also had a 14-yard run.

Date	Opponent	Comp	Att	Cmp%	Yds	TD	INT	Rating	Rush	Yds	TD
4/06	Bakersfield	0	0	0.0	0	0	0	N/A	0	0	0
4/11	at Fresno	0	0	0.0	0	0	0	N/A	0	0	0
4/20	Tulsa	0	0	0.0	0	0	0	N/A	0	0	0
4/27	at Arkansas	0	0	0.0	0	0	0	N/A	0	0	0
5/04	Louisville	0	2	0.0	0	0	0	39.58	0	0	0
5/11	at Hawaii	1	1	100.0	3	0	0	79.17	0	0	0
5/18	at Fresno	0	0	0.0	0	0	0	N/A	0	0	0
5/25	Bakersfield	0	0	0.0	0	0	0	N/A	0	0	0
6/01	Hawaii	0	0	0.0	0	0	0	N/A	0	0	0
6/08	at Bakersfield	0	0	0.0	0	0	0	N/A	0	0	0
6/14	at Hawaii	1	3	33.3	12	0	0	46.53	0	0	0
6/22	Peoria	2	5	40.0	16	0	0	48.75	0	0	0
6/29	Fresno	0	0	0.0	0	0	0	N/A	0	0	0
7/06	at Wichita	13	24	54.2	211	4	0	123.44	2	2	1
7/20	Arkansas	0	0	0.0	0	0	0	N/A	0	0	0
7/27	at Quad City	5	16	31.3	77	2	1	53.38	1	14	0
2002		22	51	43.1	319	6	1	90.11	3	16	1



8 Michael Duncan
Height: 6'1" Weight: 195 lbs
College: Portland State

Defensive Specialist
DOB: 09/23/1979
af2 Experience: rookie

2002 – Signed the day before the Tulsa game after working out with the AFL's Chicago Rush and LA Avengers. **April 20 vs. Tulsa:** Played a majority of the game after Aazaar Abdul-Rahim's injury. He recorded 3.0 tackles, a tackle for a loss and a game-high three pass breakups. **April 27 at Arkansas:** Recorded 4.5 tackles and forced a fumble. **May 4 vs. Louisville:** Notched four tackles, four pass breakups and returned an interception 23 yards to set up a Riptide score. **May 11 at Hawaii:** Tallied two tackles. **May 18 at Fresno:** Recorded 4.0 tackles and broke up a pass. **May 25 vs. Bakersfield:** Had seven tackles, forced a fumble and broke up two passes. **June 1 vs. Hawaii:** Broke up six passes and tallied 4.0 tackles. **June 8 at Bakersfield:** Made a tide turning interception that set up a Riptide score, as well as, 4.5 tackles and 3 pass breakups. **June 14 at Hawaii:** Recorded a team-tying 3.5 stops and "officially" broke up one pass. Injured his back in the game and missed the Peoria (6/22) and Fresno (6/29) games. **July 6 at Wichita:** recorded an interception and 5.5 tackles. Placed on short-term IR after the game and missed the final two regular season games.

Date	Opponent	Tackles	Solo	Assists	INT	Yds	TD	Brkup	FF	FR
4/20	Tulsa	3.0	3	0	0	0	0	3	0	0
4/27	at Arkansas	4.5	3	3	0	0	0	0	1	0
5/04	Louisville	4.0	3	2	1	23	0	4	0	0
5/11	at Hawaii	2.0	2	0	0	0	0	0	0	0
5/18	at Fresno	4.0	2	4	0	0	0	1	0	0
5/25	Bakersfield	7.0	4	6	0	0	0	1	1	0
6/01	Hawaii	4.0	1	6	0	0	0	6	0	0
6/08	at Bakersfield	4.5	4	1	1	7	0	3	0	0
6/14	at Hawaii	3.5	3	1	0	0	0	1	0	0
6/22	Peoria				--- Did not play/inactive ---					
6/29	Fresno				--- Did not play/inactive ---					
7/06	at Wichita	5.5	5	2	1	0	0	1	0	0
7/20	Arkansas				Did not play – short-term IR					
7/27	at Quad City				Did not play – short-term IR					
2002		42.0	29	26	3	30	0	20	2	0



9 Kevin Burton
Height: 6'1" Weight: 200 lbs
College: San Diego State

Defensive Specialist
DOB: 09/23/1978
af2 Experience: rookie

2002 – April 6 vs. Bakersfield: Was having a great defensive game, despite injuring his knee in the first quarter and missing the entire second half. He ended up with 3.5 tackles, an interception and six pass breakups. Placed on short-term injured reserve after the game. Placed on long-term injured reserve on April 24 and missed the next seven games. **June 1 vs. Hawaii:** Made his return after seven games and registered two assisted stops and broke up one pass. **June 8 at Bakersfield:** Played but did not record any statistics. **June 14 at Hawaii:** Inactive for the game. **June 22 vs. Peoria:** Named the game's ADT Defensive Player of the Game after posting an interception, 5.0 tackles and 9 pass breakups against the af2's second-highest scoring offense. **June 29 vs. Fresno:** forced a fumble and had 3.5 tackles. **July 6 at Wichita:** Did not play due to a nagging injury. **July 20 vs. Arkansas:** broke up 4 passes and tallied 3.5 tackles. **July 27 at Quad City:** broke up a pass and had 2.5 stops.

Date	Opponent	Tackles	Solo	Assists	INT	Yds	TD	Brkup	FF	FR
4/06	Bakersfield	3.5	3	1	1	0	0	6	0	0
4/11	at Fresno	--- Did not play – placed on short-term injured reserve ---								
4/20	Tulsa	--- Did not play – placed on short-term injured reserve ---								
4/27	at Arkansas	--- Did not play – placed on long-term injured reserve ---								
5/04	Louisville	--- Did not play – placed on long-term injured reserve ---								
5/11	at Hawaii	--- Did not play – placed on long-term injured reserve ---								
5/18	at Fresno	--- Did not play – placed on long-term injured reserve ---								
5/25	Bakersfield	--- Did not play – placed on long-term injured reserve ---								
6/01	Hawaii	1.0	0	2	0	0	0	1	0	0
6/08	at Bakersfield	0.0	0	0	0	0	0	0	0	0
6/14	at Hawaii	--- Did not play – Inactive ---								
6/22	Peoria	5.0	4	2	1	21	0	9	0	0
6/29	Fresno	3.5	3	1	0	0	0	0	1	0
7/06	at Wichita	--- Did not play – Inactive ---								
7/20	Arkansas	3.5	3	1	0	0	0	4	0	0
7/27	at Quad City	2.5	2	1	0	0	0	1	0	0
2002		19.0	15	8	2	21	0	19	1	0




11 Ryan Geisler
Height: 6'1" **Weight: 190 lbs.**
College: Cal Lutheran

Kicker
DOB: 07/17/1979
af2 Experience: rookie

2002 – Assigned the day of the Riptide-Fire game. **May 4 vs. Louisville:** Made 6-of-9 PAT attempts and missed a field goal. **May 11 at Hawaii:** Nailed both field goal attempts, including the game winning 40-yarder as time expired. Also hit four-of-seven PATs. **May 18 at Fresno:** Hit all four PAT attempts and made one of three field goals. Hit 2-of-5 field goals, but one of them was a pooch kick that the Riptide recovered to set up a touchdown and nailed 3-of-4 PAT tries. **June 1 vs. Hawaii:** Hit 1-of-3 field goals, while making 5-of-6 PAT tries. **June 8 at Bakersfield:** Missed all three 50+ yard field goal attempts and hit 4-of-7 PAT tries. **June 14 at Hawaii:** Missed his lone field goal try and hit 4-of-5 PAT tries. **June 22 vs. Peoria:** connected on all four PAT tries, but was 0-of-4 on field goal tries. **June 29 vs. Fresno:** hit 7-of-10 PATs, one of which was blocked, and missed a field, but nailed two straight kickoffs that ricocheted off the metal part of the net structure and gave the Riptide the ball back and put the game out of reach in the fourth quarter. **July 6 at Wichita:** Connected on a 46-yard field goal to put the Riptide on the board early in the game, then missed two other tries. Hit on 4-of-5 PAT attempts. Recorded a TD-saving tackle off one of those missed FG tries. **July 20 vs. Arkansas:** Hit all six PAT attempts. **July 27 at Quad City:** missed a 61-yard field goal and had a 24-yarder blocked. Hit on 3-of-4 PATs.

Date	Opponent	1-19	20-29	30-39	40-49	50-59	60+	Total	Pct	1pt PAT	Pts
5/04	Louisville	0-0	0-0	0-0	0-0	0-1	0-0	0-1	0.0	6-9	6
5/11	at Hawaii	0-0	0-0	0-0	2-2	0-0	0-0	2-2	100.0	4-7	10
5/18	at Fresno	0-0	1-1	0-0	0-0	0-1	0-1	1-3	33.3	4-4	7
5/25	Bakersfield	0-0	1-2	1-1	0-1	0-1	0-0	2-5	40.0	3-4	9
6/01	Hawaii	0-0	1-1	0-2	0-0	0-0	0-0	1-3	33.3	5-6	8
6/08	at Bakersfield	0-0	0-0	0-0	0-0	0-1	0-2	0-3	0.0	4-7	4
6/14	at Hawaii	0-0	0-0	0-0	0-1	0-0	0-0	0-1	0.0	4-5	4
6/22	Peoria	0-0	0-0	0-0	0-3	0-1	0-0	0-4	0.0	4-4	4
6/29	Fresno	0-0	0-0	0-0	0-0	0-1	0-0	0-1	0.0	7-10	7
7/06	at Wichita	0-0	0-0	0-0	1-2	0-0	0-1	1-3	33.3	4-5	7
7/20	Arkansas	0-0	0-0	0-0	0-0	0-0	0-0	0-0	0.0	6-6	6
7/27	at Quad City	0-0	0-1	0-0	0-0	0-0	0-1	0-2	0.0	3-4	3
2002		0-0	3-5	1-3	3-9	0-6	0-5	7-28	25.0	54-71	75



16 Kane Claunch
Height: 6' 3"
College: Montana Tech

Weight: 220 lbs

Quarterback
DOB: 11/30/1978
af2 Experience: 2nd season

2002 – April 6 vs. Bakersfield: Completed 50% of his passes for 292 yards with four TDs. **April 11 at Fresno:** Named the Game MVP after completing 13-of-22 passes for 219 yards and seven TDs, also ran in another touchdown. **April 20 vs. Tulsa:** Completed 17-of-37 passes for 201 yards with three TDs and an interception despite getting sacked four times, getting called for grounding twice and being knocked down numerous times. On a third down, he ran 22 yards for a first down and the team's longest rush on the year. **April 27 at Arkansas:** Tossed five touchdowns and ran in another one despite losing to the Twisters. **May 4 vs. Louisville:** Had perhaps one of the best passer rating games in af2 history as he registered a 157.48 rating by completing 13-of-17 passes for 222 yards and six touchdowns. **May 11 at Hawaii:** Named the Game MVP after completing 18-of-26 for 242 yards with four touchdowns and a rushing score. **May 18 at Fresno:** Completed 16-of-24 passes for 232 yards and threw three touchdowns. **May 25 vs. Bakersfield:** Completed just 14-of-27 passes for a season-low 152 yards with 3 TDs and an interception. **June 1 vs. Hawaii:** Named the Game MVP after completing 14-of-21 passes for 227 yards with 4 TDs and a passer rating of 142.41. **June 8 at Bakersfield:** Had another struggle with the Blitz completing only 50% of his passes for 227 yards with four TDs and two INTs. However, in the fourth quarter he connected on 6-of-10 passes for 81 yards with three touchdowns. **June 14 at Hawaii:** Completed just 50% of his passes for 247 yards and 4 TDs. He led the team in rushing with 38 yards. **June 22 vs. Peoria:** completed just 8-of-27 passes for 152 yards, however, of the 8 completions, four went for TDs. **June 29 vs. Fresno:** hurled 4 TDs for the fifth straight game on 18-of-27 passing and 190 yards. Ran for 30 yards on just three carries. **July 6 at Wichita:** Threw just 11 passes, completing only 5 for 38 yards and an interception. He was sacked four times before Phillips was brought in. **July 20 vs. Arkansas:** completed 21-of-34 passes for 279 yards with four TDs, two INTs and rushed in another score. **July 27 at Quad City:** completed 11-of-24 passes for 178 yards with 4 TDs and an interception in three quarters of action.

Date	Opponent	Comp	Att	Cmp%	Yds	TD	INT	Rating	Rush	Yds	TD
4/06	Bakersfield	16	32	50.0	292	4	3	73.96	1	-1	0
4/11	at Fresno	13	22	59.1	219	7	1	113.45	1	2	1
4/20	Tulsa	17	37	46.0	201	3	1	72.01	3	21	0
4/27	at Arkansas	15	29	51.7	199	5	1	99.00	2	1	1
5/04	Louisville	13	17	76.5	222	6	0	157.48	0	0	0
5/11	at Hawaii	18	26	69.2	242	4	0	138.14	5	16	1
5/18	at Fresno	16	24	66.7	232	3	0	129.17	3	-1	0
5/25	Bakersfield	14	27	51.9	152	3	1	81.10	0	0	0
6/01	Hawaii	14	21	66.7	227	4	0	142.41	1	-3	0
6/08	at Bakersfield	14	28	50.0	227	4	2	83.48	3	2	0
6/14	at Hawaii	17	34	50.0	247	4	0	103.43	6	38	0
6/22	Peoria	8	27	29.6	152	4	0	95.99	0	0	0
6/29	Fresno	18	27	66.7	190	4	0	126.54	3	30	0
7/06	at Wichita	5	11	45.5	38	0	1	16.48	0	0	0
7/20	Arkansas	21	34		279	4	2	92.65	3	4	1
7/27	at Quad City	11	24	45.8	178	4	1	93.40	1	-2	0
2002		230	420	54.8	3297	63	13	99.80	32	122	4



24 Altie Parker
Height: 5' 10"
College: Colorado State

Weight: 180 lbs

Wide Receiver/Defensive Back
DOB: 08/24/1976
af2 Experience: rookie

2002 – April 6 vs. Bakersfield: Inactive. **April 11 at Fresno:** Caught the game-turning touchdown, a 33-yarder from Claunch late in the first quarter. Named as one of the team's Built-Ford Tough Players of the Game with 3.5 tackles on defense and the 33-yard score. **April 20 vs. Tulsa:** In limited duty, he recorded a half tackle, one reception for a yard and a 21-yard kickoff return. **April 27 at Arkansas:** Grabbed a 43-yard scoring strike and led the team in tackles (5.5) and pass breakups (3). **May 4 vs. Louisville:** Did not record any stats on offense, but had one tackle and two pass breakups on defense. **May 11 at Hawaii:** Caught three passes for 29 yards and a six-yard TD, broke up an apparent touchdown and had half a tackle on defense. **May 18 at Fresno:** Caught two passes for 29 yards and returned a kickoff 11 yards. Defensively, had two tackles. **May 25 vs. Bakersfield:** Did not play – inactive. **June 1 vs. Hawaii:** Grabbed three passes, which two went for touchdowns and 67 yards. Defensively, was in on one stop. **June 8 at Bakersfield:** Recorded 4.0 tackles on defense and no stats on offense. **June 14 at Hawaii:** Grabbed two passes for 27 yards and broke up a pass. **June 22 vs. Peoria:** caught a 6-yard reception and recorded half a tackle. **June 29 vs. Fresno:** started and grabbed two passes for 16 yards and recorded 2.5 tackles. **July 6 at Wichita:** Grabbed 4 balls for 77 yards, including a breakaway 29-yarder leading to a Riptide score and a 30-yard touchdown. Defensively, he had 2.5 tackles. **July 20 vs. Arkansas:** grabbed two TDs on four passes and had 1.5 tackles. **July 27 at Quad City:** caught two passes for 12 yards and had 2.0 tackles defensively and a pass breakup.

Date	Opponent	Rec	Yds	Avg	TDs	KOR	Yds	TDs	TK	Solo	Ast	INT	Yds	TD	Brkup	FF	FR
4/06	Bakersfield								Inactive – Did not play								
4/11	at Fresno	1	33	33.0	1	0	0	0	3.5	3	1	0	0	0	0	0	0
4/20	Tulsa	1	1	1.0	0	1	21	0	0.5	0	1	0	0	0	0	0	0
4/27	at Arkansas	1	43	43.0	1	1	15	0	5.5	5	1	0	0	0	3	0	0
5/04	Louisville	0	0	0.0	0	0	0	0	1.0	1	0	0	0	0	2	0	0
5/11	at Hawaii	3	29	9.7	1	0	0	0	0.5	0	1	0	0	0	1	0	0
5/18	at Fresno	2	29	14.8	0	1	11	0	2.0	1	2	0	0	0	0	0	0
5/25	Bakersfield								Inactive – Did not play								
6/01	Hawaii	3	67	22.3	2	1	17	0	0.5	0	1	0	0	0	0	0	0
6/08	at Bakersfield	0	0	0.0	0	0	0	0	4.0	3	2	0	0	0	0	0	0
6/14	at Hawaii	2	27	13.5	0	0	0	0	0.0	0	0	0	0	0	1	0	0
6/22	Peoria	1	6	6.0	0	0	0	0	0.5	0	1	0	0	0	0	0	0
6/29	Fresno	2	16	8.0	1	0	0	0	2.5	2	1	0	0	0	1	0	0
7/06	at Wichita	4	77	19.3	1	0	0	0	2.5	2	1	0	0	0	0	0	0
7/20	Arkansas	4	37	9.3	2	0	0	0	1.5	1	1	0	0	0	0	0	0
7/27	at Quad City	2	12	6.0	1	0	0	0	2.0	2	0	0	0	0	1	0	0
2002		26	377	18.0	9	4	64	0	26.5	20	13	0	0	0	8	0	0



2002 San Diego Riptide
 Playoff Information Guide



26 Melvin Blue

Height: 6'1"

Weight: 250 lbs

College: Utah State

Fullback/Linebacker

DOB: 04/05/1976

af2 Experience: 2nd season

2002 -- April 6 vs. Bakersfield: Scored a 2-yard touchdown on his lone rush. **April 11 at Fresno:** Led the Riptide and the game with 36 yards rushing and opened the Riptide's scoring with a 19-yard touchdown run. Broke up a pass, recovered a fumble and recorded two tackles on defense. **April 20 vs. Tulsa:** Carried the ball just once for 8 yards on the team's first drive. Defensively, he did not record any stats. **April 27 at Arkansas:** Led the Riptide in rushing with 29 yards on six carries and had two tackles. **May 4 vs. Louisville:** Ran off a 17-yard scamper early in the game and ended with three carries for 17 yards. Defensively, he had a season-high three tackles, including one for a loss and one hurry. **May 11 at Hawaii:** Carried the ball two times to begin the game, but never did again and ran in a touchdown from one-yard out. **May 18 at Fresno:** Had a one-yard touchdown and recorded a solo tackle. **May 25 vs. Bakersfield:** Scored on a 2-yard run for the game's opening score and ended with 1.5 tackles. **June 1 vs. Hawaii:** Tallied four tackles and a QB hurry on defense and offensively had five rushes for 20 yards. Did rumble for a 34-yard rushing score, but it was nullified by a penalty. **June 8 at Bakersfield:** Tallied 3.0 tackles, including 0.5 for loss. Offensively, run for a TD and grabbed a 16-yard pass. **June 14 at Hawaii:** Inactive for the game. **June 22 vs. Peoria:** ran just once for 5 yards. He was ejected in the final seconds of the first half after a late hit on the Peoria QB. **June 29 vs. Fresno:** scored his seventh rushing score of the year and posted three overall rushes for 7 yards. **July 6 at Wichita:** Grabbed a 3-yard pass and ran the ball just once for 3-yard, but fumbled it. Placed on short-term after the Stealth game and did not play the rest of the regular season.

Date	Opponent	Rush	Yds	TDs	Rec	Yds	TDs	Tackles	Solo	Assists	TFL	Sack	QBH	Brkup	FF	FR
4/06	Bakersfield	1	2	1	0	0	0	0.0	0	0	0.0	0.0	0	0	0	0
4/11	at Fresno	6	36	1	0	0	0	1.0	0	2	0.0	0.0	0	0	0	1
4/20	Tulsa	1	8	0	0	0	0	0.0	0	0	0.0	0.0	0	0	0	0
4/27	at Arkansas	6	29	0	0	0	0	2.0	1	2	0.0	0.0	0	0	0	0
5/04	Louisville	3	17	0	0	0	0	3.0	1	4	1.0	0.0	1	0	0	0
5/11	at Hawaii	2	5	1	0	0	0	0.0	0	0	0.0	0.0	0	0	0	0
5/18	at Fresno	2	4	1	0	0	0	1.0	1	0	0.0	0.0	0	0	0	0
5/25	Bakersfield	2	0	1	0	0	0	1.5	1	1	0.0	0.0	0	0	0	0
6/01	Hawaii	5	20	0	0	0	0	4.0	3	2	0.0	0.0	1	0	0	0
6/08	at Bakersfield	4	8	1	1	16	0	3.0	2	2	0.5	0.0	0	0	0	0
6/14	at Hawaii	Did not play - inactive														
6/22	Peoria	1	5	0	0	0	0	0.5	0	1	0.0	0.0	1	1	0	0
6/29	Fresno	3	7	1	0	0	0	0.0	0	0	0.0	0.0	1	0	0	0
7/06	at Wichita	1	3	0	1	3	0	0.0	0	0	0.0	0.0	0	0	0	0
2002		37	142	7	2	19	0	16.0	9	14	1.5	0.0	4	2	0	1



33

Jason Burk

Height: 6'0"

Weight: 245 lbs

Fullback/Linebacker

DOB: 07/04/1977

College: Nevada

af2 Experience: rookie

2002 – April 6 vs. Bakersfield: Broke up a pass and registered an assisted tackle on defense. April 11 at Fresno: Named one of the Built Ford Tough Players of the Game, scoring two touchdowns (one rushing, one receiving). Tallied 23 rushing yards on just four carries, including a 13-yard rushing score. Caught a 12-yard TD with a minute to go in the game. On defense, he registered 2.5 tackles. April 20 vs. Tulsa: Caught a three-yard pass and recorded half a tackle. April 27 at Arkansas: Recorded a half tackle. May 4 vs. Louisville: Tallied a season-high 3.5 tackles, including one for a loss, and registered half a sack. May 11 at Hawaii: Carried the ball for the first time since the Fresno (4/11) game and ran in a score from five-yards out, then defensively had two tackles and batted down a pass. May 18 at Fresno: Had two carries, including a 15-yarder on offense. Defensively, had 5 assisted tackles, including one for a loss. Suspended after the Fresno game and missed the Bakersfield and Hawaii games. June 8 at Bakersfield: Returned to the lineup after a 2-week suspension and broke up a pass and had 3.0 stops on defense. He also made three carries for 7 yards and a touchdown. June 14 at Hawaii: Officially recorded no statistics. June 22 vs. Peoria: had a sack, broke up a pass and was in on 3.0 tackles on defense. Offensively, he tallied a rush for no yards and a 7-yard catch. June 29 vs. Fresno: ran four times for 11 yards and recovered a fumble and half a tackle. July 6 at Wichita: Ran just once for a yard, but recorded a fumble recovery then forced another in the game. July 20 vs. Arkansas: carried the ball twice for 5 yards. July 27 at Quad City: caught a 1-yard TD and finished with 2 grabs for 23 yards. Defensively, he had one stop.

Date	Opponent	Rush	Yds	TDs	Rec	Yds	TDs	Tackles	Solo	Assists	TFL	Sack	QBH	Brkup	FF	FR
4/06	Bakersfield	0	0	0	0	0	0	0.5	0	1	0.0	0.0	0	1	0	0
4/11	at Fresno	4	23	1	1	12	1	2.5	1	3	0.5	0.0	0	0	0	0
4/20	Tulsa	0	0	0	1	3	0	0.5	0	1	0.0	0.0	0	0	0	0
4/27	at Arkansas	0	0	0	0	0	0	0.5	0	1	0.0	0.0	0	0	0	0
5/04	Louisville	0	0	0	0	0	0	3.5	2	4	1.0	0.5	0	0	0	0
5/11	at Hawaii	3	5	1	0	0	0	2.0	2	0	0.0	0.0	0	1	0	0
5/18	at Fresno	2	15	0	0	0	0	2.5	0	5	0.5	0.0	0	0	0	0
5/25	Bakersfield	Did not play -- suspended														
6/01	Hawaii	Did not play -- suspended														
6/08	at Bakersfield	3	7	1	0	0	0	3.0	1	4	0.0	0.0	1	1	0	0
6/14	at Hawaii	0	0	0	0	0	0	0.0	0	0	0.0	0.0	0	0	0	0
6/22	Peoria	1	0	0	1	7	0	3.0	1	4	0.5	1.0	0	1	0	0
6/29	Fresno	4	11	0	1	0	0	0.5	0	1	0.0	0.0	0	0	0	1
7/06	at Wichita	1	1	0	0	0	0	2.0	2	0	0.0	0.0	0	0	1	1
7/20	Arkansas	2	5	0	0	0	0	0.0	0	0	0.0	0.0	0	0	0	0
7/27	at Quad City	0	0	0	2	23	1	1.0	1	0	0.0	0.0	0	0	0	0
2002		20	67	3	4	22	1	18.0	7	23	1.5	1.5	1	4	1	2



37 Rico Curtis
Height: 6' 1" Weight: 235 lbs
College: San Diego State

Wide Receiver/Linebacker
DOB: 06/01/1977
af2 Experience: rookie

2002 -- April 6 vs. Bakersfield: Led the Riptide in tackles with 12.5 stops. Grabbed two passes for 16 yards on the offensive side of the ball. **April 11 at Fresno:** For the second game in a row he led the team in tackles, this time with seven. He also forced a fumble and recorded a tackle for loss. On offense, he nabbed two passes for 20 yards and his first offensive touchdown of his football career. **April 20 vs. Tulsa:** Named the game's ADT Defensive Player of the Game after tying for the team lead in tackles with six, returning a fumble 12 yards to set up a Riptide TD and breaking up a pass. Offensively, he scored the game's first touchdown, a 1-yard rushing score, and grabbed two passes for 25 yards. **April 27 at Arkansas:** Finished the game with a season-low 4.5 tackles, broke up a pass and offensively caught two passes for 13 yards and had one rush for six yards. **May 4 vs. Louisville:** Named the Game Ironman after posting 10.5 tackles, including one for a loss, three pass breakups, returned a fumble 17 yards for a score. Offensively, he had three grabs for 74 yards and a 35-yard touchdown. He was later named the af2's Built Ford Tough Player of the Week for his efforts. **May 11 at Hawaii:** Quietly had the worst night of his season, recording just three tackles, two forced fumbles, a rush for -3 yards, two receptions and returned a kickoff for 17 yards. **May 18 at Fresno:** Despite suffering from a severe case of the flu, he tallied 9.0 tackles, had an interception and caught four key passes en route to being named Game Ironman. **May 25 vs. Bakersfield:** Named the game's ADT Defensive Player of the Game after posting 11.0 tackles (7 solo, 8 assists), returning a fumble 29 yards to set up a score and breaking up a pass. He also had two catches for 17 yards. **June 1 vs. Hawaii:** On his 25th birthday, Curtis led all tacklers with 9.5 stops and added three pass breakups. Offensively he had 2 rushes for 10 yards. **June 8 at Bakersfield:** Named the game Ironman and later the af2's Ironman of the Week after posting 10.0 tackles and an interception on defense, then scoring three touchdowns offensively, including the game-winner with 26 seconds left. **June 14 at Hawaii:** Despite an injury early in the game that sidelined him for most of the game, Curtis still managed to tie for the team's lead in tackles (3.5), including being in on a tackle for a loss. **June 22 vs. Peoria:** Named the game's Ironman after tallying 8.5 stops, forcing a fumble and hauling in a 4-yard TD reception on fourth down to tie the game midway through the fourth quarter. **June 29 vs. Fresno:** notched 9.5 tackles, which made him the first player in the af2 this season to record over 100 tackles. Also broke up a pass on defense. Offensively, he ran twice for 5 yards and grabbed three balls for 38 yards. **July 6 at Wichita:** Led the Riptide in tackles with 6.0, including one for a loss, and broke up two passes. Offensively, he had two apparent TDs called back, the first where he clearly caught a score with both feet down, but was ruled out, then the second on a run, but despite crossing the goal line without being tackled was ruled down at the inch line. In fact, the ball for the following play was lined up beyond the goal line. **July 20 vs. Arkansas:** led the Riptide in tackles with 8.0 and broke the single-season af2 record for tackles on the second to last play of the game. He caught four balls for 31 yards and broke up a pass. **July 27 at Quad City:** Injured midway through the third quarter and after it, the Steamwheelers opened up the game. He nabbed a 20-yard touchdown and had 2.5 stops before he injured his knee when he was questionable block from behind.

Date	Opponent	Rush	Yds	TDs	Rec	Yds	TDs	TK	UT	AT	TFL	Int	Yds	PB	FF	FR	Def. TD
4/06	Bakersfield	0	0	0	2	16	0	12.5	11	3	0.0	0	0	0	0	0	0
4/11	at Fresno	0	0	0	2	20	1	7.0	6	2	0.5	0	0	0	1	0	0
4/20	Tulsa	2	2	1	2	25	0	6.0	5	2	0.0	0	0	1	0	1	0
4/27	at Arkansas	1	6	0	2	13	0	4.5	2	5	0.0	0	0	1	0	0	0
5/04	Louisville	0	17	0	3	74	1	10.5	8	5	1.0	0	0	3	0	1	1
5/11	at Hawaii	1	-3	0	2	12	0	3.0	3	0	0.0	0	0	0	2	0	0
5/18	at Fresno	0	0	0	4	51	0	9.0	5	8	0.5	1	9	0	0	0	0
5/25	Bakersfield	0	0	0	2	17	0	11.0	7	8	0.0	0	0	1	0	1	0
6/01	Hawaii	2	10	0	0	0	0	9.5	6	7	0.0	0	0	3	0	0	0
6/08	at Bakersfield	1	6	1	4	65	2	10.0	8	4	0.0	1	2	0	0	0	0
6/14	at Hawaii	0	0	0	0	0	0	3.5	2	3	0.5	0	0	0	0	0	0
6/22	Peoria	1	9	0	1	4	1	8.5	6	5	0.0	0	0	0	1	0	0
6/29	Fresno	2	5	0	3	38	0	9.5	8	3	1.0	0	0	1	0	0	0
7/06	at Wichita	3	1	0	2	19	0	6.0	5	2	1.0	0	0	2	0	0	0
7/20	Arkansas	5	-1	1	4	31	0	8.0	6	4	1.0	0	0	1	0	0	0
7/27	at Quad City	0	0	0	1	20	1	2.5	2	1	0.0	0	0	0	0	0	0
2002		18	52	3	34	405	6	122.0	90	62	5.5	2	11	13	4	3	1



50 Jason Henry
Height: 6' 02" **Weight: 285 lbs**
College: Emporia State

Offensive/Defensive Lineman
DOB: 12/31/1976
af2 Experience: rookie

2002 – April 6 vs. Bakersfield: Started at center and did not allow a sack or a defender past him. Placed on short-term IR after the game. Defensively, recorded two assisted tackles. Injured during the game and did not play against Fresno (4/11) and Tulsa (4/20). **April 27 at Arkansas:** Returned to the starting role as the team's center. Did not record any statistics in the game. **May 4 vs. Louisville:** Started at center not allowing a sack and defensively had a half tackle for loss. Did not play in the Hawaii (5/11) game. **May 18 at Fresno:** Played despite dislocating his elbow two weeks previously and had half a tackle. **May 25 vs. Bakersfield:** recorded no statistics. **June 1 vs. Hawaii:** Posted half a tackle on a day in which he received his B.A. degree from San Marcos State. Placed on injured reserve following the game and will be out for the rest of the year.

Date	Opponent	Tackles	Solo	Assists	Sack	QBH	Brkup	FF	FR	INT
4/06	Bakersfield	1.0	0	2	0.0	0.0	0	0	0	0
4/11	at Fresno	Injured – Did not play								
4/20	Tulsa	Injured – Did not play								
4/27	at Arkansas	0.0	0	0	0.0	0.0	0	0	0	0
5/04	Louisville	0.5	0	1	0.0	0.5	0	0	0	0
5/11	at Hawaii	Injured – Did Not Play								
5/18	at Fresno	0.5	0	1	0.0	0.0	0	0	0	0
5/25	Bakersfield	0.0	0	0	0.0	0.0	0	0	0	0
6/01	Hawaii	0.5	0	1	0.0	0.0	0	0	0	0
2002		2.5	0	5	0.0	0.5	0	0	0	0

51 Nathan Gallow
Height: 6'2" **Weight: 255 lbs**
College: Missouri Western

Offensive/Defensive Lineman
DOB: 9/25/1973
af2 Experience: rookie

2002 – April 6 vs. Bakersfield: Played but did not "officially" record any stats. **April 11 at Fresno:** Recorded two tackles. **April 20 vs. Tulsa:** Saw extensive time at center, splitting time with Brian Berg. Recorded a tackle for loss on defense. **April 27 at Arkansas:** Led all linemen with 2.5 tackles. **May 4 vs. Louisville:** Had his finest game of the season with three tackles, 1 ½ of them for loss, forced a fumble, batted down a pass and had 1 ½ sacks. **May 11 at Hawaii:** Played, but did not record any statistics. Did not play the Fresno (5/18) due to an injury. **May 25 vs. Bakersfield:** recorded no statistics. **June 1 vs. Hawaii:** Registered half a tackle. **June 8 at Bakersfield:** Recorded a half a tackle. **June 14 at Hawaii:** Had 1.5 tackles, including one for a 5-yard loss on the game's first drive. Played some linebacker for the first time this season in the game. However, he suffered a concussion, which sidelined him for the Peoria (6/22) and Fresno (6/29) games. **July 6 at Wichita:** officially recorded one tackle. Was in active for the final two games of the season.

Date	Opponent	Tackles	Solo	Assists	TFL	Sack	QBH	Brkup	FF	FR
4/06	Bakersfield	0.0	0	0	0.0	0.0	0	0	0	0
4/11	at Fresno	2.0	2	0	0.0	0.0	0	0	0	0
4/20	Tulsa	1.0	1	0	1.0	0.0	0	0	0	0
4/27	at Arkansas	2.5	2	1	0.0	0.0	0	0	0	0
5/04	Louisville	3.0	2	2	1.5	1.5	0	1	1	0
5/11	at Hawaii	0.0	0	0	0.0	0.0	0	0	0	0
5/18	at Fresno	Did not play – inactive/injured								
5/25	Bakersfield	0.0	0	0	0.0	0.0	0	0	0	0
6/01	Hawaii	0.5	0	1	0.0	0.0	0	0	0	0
6/08	at Bakersfield	0.5	0	1	0.0	0.0	0	0	0	0
6/14	at Hawaii	1.5	1	1	1.0	0.0	0	0	0	0
6/22	Peoria	Did not play – short-term IR								
6/29	Fresno	Did not play – short-term IR								
7/06	at Wichita	1.0	1	0	0.0	0.0	0	0	0	0
2002		10.5	8	5	2.0	1.5	0	1	1	0



69 Zack LaMonda
Height: 6'2" Weight: 285 lbs
College: San Diego State

Offensive/Defensive Lineman
DOB: 07/02/1979
af2 Experience: rookie

2002 – Re-assigned to the team after rehabbing his shoulder he hurt before training camp. **June 29 vs. Fresno:** Made his af2 debut and recovered two fumbles off kickoffs, including one that he returned 7 yards for a touchdown. Was also in on 1.5 tackles.

July 6 at Wichita: made two solo stops. **July 20 vs. Arkansas:** had a half a tackle. **July 27 at Quad City:** tallied two fumble recoveries, forced one and had one tackle.

Date	Opponent	Tackles	Solo	Assists	TFL	Sack	QBH	Brkup	FF	FR	TD
6/29	Fresno	1.5	1	1	0.0	0.0	1	0	0	2	1
7/06	at Wichita	2.0	2	0	0.0	0.0	0	0	0	0	0
7/20	Arkansas	0.5	0	1	0.0	0.0	0	0	0	0	0
7/27	at Quad City	1.0	1	0	0.0	0.0	1	0	1	2	0
2002		5.0	4	2	0.0	0.0	2	0	1	4	1

75 Brandon Bejarano
Height: 6'5"
College: San Diego State

Offensive/Defensive Lineman
Weight: 320 lbs
af2 Experience: rookie

2002 – Assigned to the Riptide shortly before the Louisville game. **May 4 vs. Louisville:** Played, but did not record any statistics. **May 11 at Hawaii:** Played, but did not record any statistics. **May 18 at Fresno:** Started at OL/DL and had one and a half tackles, including a solo stop for a loss. **May 25 vs. Bakersfield:** Started at OL/DL and had one solo stop. **June 1 vs. Hawaii:** Officially, he posted no statistics. **June 8 at Bakersfield:** notched a half a tackle. **June 14 at Hawaii:** Was in on a tackle for a loss on the game's opening drive, but did not record any other statistics. Did not record any stats in the Peoria (6/22), Fresno (6/29) or Wichita (7/06) games. **July 20 vs. Arkansas:** recovered a fumble and had 1.5 tackles. **July 27 at Quad City:** did not record any statistics.

Date	Opponent	Tackles	Solo	Assists	TFL	Sack	QBH	Brkup	FF	FR
5/04	Louisville	0.0	0	0	0.0	0.0	0	0	0	0
5/11	at Hawaii	0.0	0	0	0.0	0.0	0	0	0	0
5/18	At Fresno	1.5	1	1	1.0	0.0	0	0	0	0
5/25	Bakersfield	1.0	1	0	0.0	0.0	0	0	0	0
6/01	Hawaii	0.0	0	0	0.0	0.0	0	0	0	0
6/08	at Bakersfield	0.5	0	1	0.0	0.0	0	0	0	0
6/14	at Hawaii	0.5	0	1	0.5	0.0	0	0	0	0
6/22	Peoria	0.0	0	0	0.0	0.0	0	0	0	0
6/29	Fresno	0.0	0	0	0.0	0.0	0	0	0	0
7/06	at Wichita	0.0	0	0	0.0	0.0	0	0	0	0
7/20	Arkansas	1.5	1	1	0.0	0.0	0	0	0	1
7/27	at Quad City	0.0	0	0	0.0	0.0	0	0	0	0
2002		5.0	3	4	1.5	0.0	0	0	0	1



81

Mark Butler

Offensive Specialist

Height: 5'11"

Weight: 185 lbs

DOB: 01/24/1974

College: Pittsburgh

af2 Experience: rookie

2002 – April 6 vs. Bakersfield: Returned a kickoff 21 yards and recorded three tackles and broke up two passes. **April 11 at Fresno:** Started at WR/DB and caught three passes for 60 yards and two touchdowns, including a 45-yard scoring strike. On defense, he had 2.5 tackles. Did not play in the Tulsa game due to an injury. Placed on short-term injured reserve on April 24 and missed the Arkansas (4/27) and Louisville (5/04) games. **May 11 at Hawaii:** Returned to the starting lineup, at offensive specialist, after three weeks out with an injury and caught two touchdowns on four receptions for 89 yards. Did not play in the Fresno (5/18) or Bakersfield (5/25) games. **June 1 vs. Hawaii:** Returned to the starting lineup with the injury to Marty Graham and had three grabs for 29 yards and 2 kick returns for 50 more. **June 8 at Bakersfield:** Named the Game's MVP after grabbing eight balls for 138 yards and two fourth-quarter touchdowns. Added five returns for 111 yards for a total of 249 all-purpose yards. Did not play in the Hawaii (6/14), Peoria (6/22), Fresno (6/29) or Wichita (7/06) games. **July 20 vs. Arkansas:** grabbed 5 balls for 105 yards and 2 touchdowns. **July 27 at Quad City:** had only a 13-yard catch and 4 kick returns for 95 yards.

Date	Opponent	Rec	Yds	Avg	TDs	KOR	Yds	TDs	MFG	Yds	TD
4/06	Bakersfield	0	0	0.0	0	1	21	0	0	0	0
4/11	at Fresno	3	60	20.0	2	0	0	0	0	0	0
4/20	Tulsa	Did not play – injured									
4/27	at Arkansas	Did not play – placed on short-term injured reserve									
5/04	Louisville	Did not play – placed on short-term injured reserve									
5/11	at Hawaii	4	89	22.3	2	0	0	0	0	0	0
5/18	at Fresno	Did not play – inactive									
5/25	Bakersfield	Did not play – inactive									
6/01	Hawaii	3	29	9.8	0	2	50	0	0	0	0
6/08	at Bakersfield	8	138	17.3	2	3	80	0	2	31	0
6/14	at Hawaii	2	33	16.5	1	0	0	0	0	0	0
6/22	Peoria	Did not play – inactive									
6/29	Fresno	Did not play – inactive									
7/06	at Wichita	Did not play – inactive									
7/20	Arkansas	5	105	21.0	2	2	32	0	0	0	0
7/27	at Quad City	1	13	13.0	0	4	95	0	0	0	0
2002		26	467	18.0	9	12	269	0	2	31	0



2002 San Diego Riptide
Playoff Information Guide



86 *Scottie Nicholson*
Height: 6'3" **Weight: 230 lbs**
College: San Diego State

Wide Receiver/Linebacker
DOB: 03/01/1977
af2 Experience: rookie

2002 – April 6 vs. Bakersfield: Leaped for a 40-yard pass to set up a Riptide score. Defensively had a monster game, tallying 6.5 tackles, a fumble recovery and half a sack. **April 11 at Fresno:** Named as one of the team's Built Ford Tough Players of the Game after catching a 16-yard TD, three tackles and his second fumble recovery on the year. **April 20 vs. Tulsa:** Caught a 12-yard pass and registered three tackles before moving to the OL/DL. **April 27 at Arkansas:** Grabbed three passes for 54 yards, including a 25-yard touchdown. Defensively, recorded three assisted tackles. Sustained an injury in the game that resulted in him not playing in the Louisville (5/04) game. **May 11 at Hawaii:** Caught one pass for 15 yards and one tackle. **May 18 at Fresno:** recorded no stats before suffering a season-ending injury.

Date	Opponent	Rec	Yds	Avg	TDs	KOR	Yds	Tackles	Solo	Assists	TFL	Sack	FF
4/06	Bakersfield	1	40	40.0	0	0	0	6.5	6	1	0.0	0.5	1
4/11	at Fresno	1	16	16.0	1	0	0	3.0	2	2	0.0	0.0	1
4/20	Tulsa	1	12	12.0	0	0	0	3.0	2	2	0.0	0.0	0
4/27	at Arkansas	3	54	18.0	1	1	2	1.5	0	3	0.0	0.0	0
5/11	at Hawaii	1	15	15.0	0	0	0	1.0	1	0	0.0	0.0	0
5/18	at Fresno	0	0	0.0	0	0	0	0.0	0	0	0.0	0.0	0
2002		7	138	19.7	2	1	2	13.5	11	5	0.0	0.5	2

87 *Brad Greetis*
Height: 6'3" **Weight: 250 lbs**
College: California Lutheran

Offensive/Defensive Lineman
DOB: 05/13/1978
af2 Experience: rookie

2002 – April 6 vs. Bakersfield: Registered an assisted tackle. **April 11 at Fresno:** Recorded a QB hurry and a solo tackle. **April 20 vs. Tulsa:** Caught his first two passes of the year, including a seven-yard touchdown. On defense had a half tackle. **April 27 at Arkansas:** In limited duty record a solo tackle. **May 4 vs. Louisville:** Grabbed two passes for 42 yards, including a 34-yard touchdown. He had half a tackle and blocked a field goal that netted a safety. **May 11 at Hawaii:** Grabbed a reception for –2 yards, then defensively did not record any statistics. **May 18 at Fresno:** Had a half tackle and a QB hurry. **May 25 vs. Bakersfield:** did not record any statistics. **June 1 vs. Hawaii:** Posted back-to-back plays on special teams that helped the Riptide beat the Islanders. First he scooped up a loose ball off a kickoff in the end zone for a touchdown and on the ensuing kickoff nailed the Hawaiian return man on a tackle inside the Islanders' five. **June 8 at Bakersfield:** Had a half a tackle. **June 14 at Hawaii:** did not record any statistics. **July 6 at Wichita:** recorded 1.5 tackles. **July 20 vs. Arkansas:** notched a 15-yard catch. **July 27 at Quad City:** officially recorded no statistics.

Date	Opponent	Rec	Yds	TDs	Tackles	Solo	Assists	INT	Yds	Sacks	Brkup	FF	FR	Blk	Saf	Def. TD
4/06	Bakersfield	0	0	0	0.5	0	1	0	0	0.0	0	0	0	0	0	0
4/11	at Fresno	0	0	0	1.0	1	0	0	0	0.0	0	0	0	0	0	0
4/20	Tulsa	2	9	1	0.5	0	1	0	0	0.0	0	0	0	0	0	0
4/27	at Arkansas	0	0	0	1.0	1	0	0	0	0.0	0	0	0	0	0	0
5/04	Louisville	2	42	1	0.5	0	1	0	0	0.0	0	0	0	1	1	0
5/11	at Hawaii	1	-2	0	0.0	0	0	0	0	0.0	0	0	0	0	0	0
5/18	at Fresno	0	0	0	0.5	0	1	0	0	0.0	0	0	0	0	0	0
5/25	Bakersfield	0	0	0	0.0	0	0	0	0	0.0	0	0	0	0	0	0
6/01	Hawaii	0	0	0	1.5	1	1	0	0	0.0	0	0	1	0	0	1
6/08	at Bakersfield	0	0	0	0.5	0	1	0	0	0.0	0	0	0	0	0	0
6/14	at Hawaii	0	0	0	0.0	0	0	0	0	0.0	0	0	0	0	0	0
6/22	Peoria	0	0	0	0.0	0	0	0	0	1.0	0	0	0	0	0	0
6/29	Fresno	0	0	0	1.5	1	1	0	0	0.0	0	0	0	0	0	0
7/06	at Wichita	0	0	0	1.5	1	1	0	0	0.0	0	0	0	0	0	0
7/20	Arkansas	1	15	0	0.0	0	0	0	0	0.0	0	0	0	0	0	0
7/27	at Quad City	0	0	0	0.0	0	0	0	0	0.0	0	0	0	0	0	0
2002		7	92	2	9.0	5	8	0	0	1.0	0	0	1	1	1	0



91 Trevor Misipeka
Height: 6'1" Weight: 325 lbs
College: Western Washington

Offensive/Defensive Lineman
DOB: 06/17/1979
af2 Experience: rookie

2002 – April 6 vs. Bakersfield: Started at OL/DL and registered two half sacks. **April 11 at Fresno:** Recorded an assisted tackle. **April 20 vs. Tulsa:** Had a great defensive game, recording 5.5 tackles and recovering a fumble. **April 27 at Arkansas:** Recorded a solo and two assisted tackles. **May 4 vs. Louisville:** Had three tackles, batted down a pass and forced a fumble. **May 11 at Hawaii:** For the second week in a row, he forced a fumble. Posted two tackles and a sack as well. **May 18 at Fresno:** Had another stellar defensive performance with an interception, a fumble recovery, a sack and three assisted tackles. **May 25 vs. Bakersfield:** Started and had half a tackle. **June 1 vs. Hawaii:** Posted a solo tackle. Missed the Bakersfield game due to a strained MCL. **June 14 at Hawaii:** Broke up a pass and recorded a tackle in his first action since the previous Hawaii-San Diego matchup. **June 22 vs. Peoria:** did not record any statistics. **June 29 vs. Fresno:** was out in at fullback in the first quarter and plunged in for a 1-yard TD. Defensively, he had no tackles, but was credited with 3 QB hurries. **July 6 at Wichita:** recorded one and a half tackles. **July 20 vs. Arkansas:** broke up a pass on a 2-point conversion. **July 27 at Quad City:** recorded one tackle.

Date	Opponent	Tackles	Solo	Assists	TFL	Sack	INT	Brkup	FF	FR
4/06	Bakersfield	0.0	0	0	0.0	1.0	0	0	0	0
4/11	at Fresno	0.5	0	1	0.0	0.0	0	0	0	0
4/20	Tulsa	5.5	5	1	0.0	0.0	0	0	0	1
4/27	at Arkansas	1.5	1	2	0.0	0.0	0	0	0	0
5/04	Louisville	3.0	2	2	0.0	0.0	0	1	1	0
5/11	at Hawaii	2.0	2	0	0.0	1.0	0	0	1	0
5/18	at Fresno	1.5	0	3	0.0	1.0	1	0	0	1
5/25	Bakersfield	0.5	0	1	0.0	0.0	0	0	0	0
6/01	Hawaii	1.0	1	0	0.0	0.0	0	0	0	0
6/08	at Bakersfield	Did not play – inactive								
6/14	at Hawaii	1.0	1	0	0.0	0.0	0	1	0	0
6/22	Peoria	0.0	0	0	0.0	0.0	0	0	0	0
6/29	Fresno	0.0	0	0	0.0	0.0	0	0	0	0
7/06	at Wichita	1.5	1	1	0	0	0	0	0	0
7/20	Arkansas	0.0	0	0	0	0	0	1	0	0
7/27	at Quad City	1.0	1	0	0	0	0	0	0	0
2002		20.5	15	11	0.0	3.0	1	3	2	2



93 Ryan Cuthbert
Height: 6'2" **Weight: 255 lbs**
College: Tusculum College

Offensive/Defensive Lineman
DOB: 07/04/1975
af2 Experience: rookie

2002 – April 6 vs. Bakersfield: Named as one of the team's Built Ford Tough Players of the Game after leading all linemen with 4 tackles, added 1.5 tackles for loss and half a sack. Also caught one pass on the night for no yards. **April 11 at Fresno:** Named the game's ADT Defensive Player of the Game after registering 3 QB hurries, a sack and officially just one tackle. **April 20 vs. Tulsa:** Opened the game by forcing Tulsa kick returner Keonta Golson back into the end zone for a safety, but was injured later in the game and did not return. Placed on short-term injured reserve on April 24 and missed the Arkansas (4/27) and Louisville (5/04) games. **May 11 at Hawaii:** grabbed his first professional touchdown on a leaping 17-yard score in the second quarter and then defensively had one and a half stops. **May 18 at Fresno:** Recorded a sack, broke up a pass that Misipeka nabbed for an interception and had one QB hurry. **May 25 vs. Bakersfield:** Recorded two sacks, and two assisted stops. Grabbed a 17-yard pass in the second quarter. **June 1 vs. Hawaii:** Led all linemen in tackles with 6.0, including one for a loss and notched his fourth sack in three games. **June 8 at Bakersfield:** Had 2 assisted stops and half for a loss. Also broke up a pass. **June 14 at Hawaii:** Led all Riptide linemen with 3.0 stops. **June 22 vs. Peoria:** had two sacks and 2.0 tackles. **June 29 vs. Fresno:** named the game's ADT Defensive Player of the Game after recording a season-high 6.5 stops, including one for a loss. He also notched a sack. **July 6 at Wichita:** Named the game's ADT Defensive Player of the Game after posting a sack, which caused a fumble and one and a half other tackles. He also caught two passes for 12 yards, including a 4-yarder on fourth down that went for a TD. **July 20 vs. Arkansas:** had 1.5 tackles. **July 27 at Quad City:** had a sack and half a tackle.

Date	Opponent	Rec	Yds	TDs	TK	UT	AT	TFL	Sack	INT	Brkup	FF	FR	QBH	Safety
4/06	Bakersfield	0	0	0	4.5	3	3	1.5	0.5	0	0	0	0	2	0
4/11	at Fresno	0	0	0	2.0	2	0	0.0	1.0	0	0	0	0	3	0
4/20	Tulsa	0	0	0	1.0	1	0	0.0	0.0	0	0	0	0	0	1
4/27	at Arkansas	Did not play – short-term IR													
5/04	Louisville	Did not play – short-term IR													
5/11	at Hawaii	1	17	1	1.5	1	1	0.0	0.0	0	0	0	0	0	0
5/18	at Fresno	0	0	0	1.0	1	0	0.0	1.0	0	1	1	0	1	0
5/25	Bakersfield	1	17	0	1.0	0	2	0.5	2.0	0	0	0	0	1	0
6/01	Hawaii	0	0	0	6.0	5	2	1.0	1.0	0	0	0	0	0	0
6/08	at Bakersfield	0	0	0	1.0	0	2	0.5	0.0	0	1	0	0	1	0
6/14	at Hawaii	0	0	0	3.0	2	2	0.0	0.0	0	0	0	0	0	0
6/22	Peoria	0	0	0	2.0	1	2	0.0	2.0	0	0	0	0	0	0
6/29	Fresno	0	0	0	6.5	5	3	1.0	1.0	0	0	0	0	0	0
7/06	at Wichita	2	12	1	1.5	1	1	0.0	1.0	0	0	1	0	0	0
7/20	Arkansas	0	0	0	1.5	1	1	0.0	0.0	0	0	0	0	3	0
7/27	at Quad City	0	0	0	0.5	0	1	0.0	1.0	0	0	0	0	0	0
2002		6	50	2	32.5	23	19	5.5	10.5	0	2	2	0	14	1

99 L.P. Reynolds
Height: 6'3" **Weight: 290 lbs**
College: San Diego State

Offensive/Defensive Lineman
DOB: 05/25/1971
af2 Experience: rookie

2002 – April 6 vs. Bakersfield: Did not play – inactive. **April 11 at Fresno:** played but did not record any statistics. He was released after the game, but brought back before the third Bakersfield game. **June 8 at Bakersfield:** Assisted on two tackles, including one for a loss, and batted down a pass. **June 14 at Hawaii:** officially did not record any statistics. **June 22 vs. Peoria:** made his first pro start and assisted on two tackles. **June 29 vs. Fresno:** was in on three stops, broke up a pass and recorded three QB hurries. **July 6 at Wichita:** placed on short-term IR/did not play. **July 20 vs. Arkansas:** officially had no stats. **July 27 at Quad City:** officially had one and a half tackles.

Date	Opponent	TK	UT	AT	TFL	Sack	INT	Brkup	FF	FR	QBH	Safety	
4/06	Bakersfield	Did not play – inactive											
4/11	at Fresno	0.0	0	0	0.0	0.0	0	0	0	0	1	0	
6/08	at Bakersfield	1.0	0	2	0.5	0.0	0	1	0	0	0	0	
6/14	at Hawaii	0.0	0	0	0.0	0.0	0	0	0	0	0	0	
6/22	Peoria	1.0	0	2	0.0	0.0	0	0	0	0	0	0	
6/29	Fresno	2.0	1	2	0.0	0.0	0	1	0	0	3	0	
7/06	at Wichita	Did not play/short-term IR											
7/20	Arkansas	0.0	0	0	0	0.0	0	0	0	0	0	0	
7/27	at Quad City	1.5	1	1	0.0	0.0	0	0	0	0	0	0	
2002		5.5	2	7	0.5	0.0	0	2	0	0	4	0	



Riptide In The Community

Ultimately, the success of the San Diego Riptide arenafootball2 franchise will be measured by wins on the carpet. However, the success of the franchise as a leading business partner with and community leader for the city of San Diego will be measured by much more.

To that end the San Diego Riptide organization is committed to the betterment of the city of San Diego. Proudly displaying the city's name, the Riptide takes its role as civic leader as important as its role as af2 contender.



Across San Diego County, from blood drives to parades, the franchise is devoted to creating a positive, fan-friendly image. Our mission is to provide the city of San Diego with the highest level of entertainment, while also helping to make the San Diego community a better place for all of us to live.

The Riptide players, coaches and dance team are committed to positively affecting our community through active involvement. Even before the beginning of our inaugural season, the Riptide participated in numerous outreach and community events. Our events range from scrimmaging with middle/high school students as part of the Inner-City Games after-school programs

to keep them away from violence and drugs to reading to elementary school children to emphasize the importance of getting good grades and staying in school.

The Riptide have extended our reach from North County San Diego to the Mexican border with the only prerequisite being the need for a positive influence from the Riptide. The Riptide understands the profound impact our players, coaches and dance team can have on youth. We understand that we are role models and take that responsibility seriously.

In addition, the ticket donation program provides San Diego County non-profit, children and outreach organizations with thousands of tickets. The Riptide has donated tickets and sports memorabilia to:

- Help groups fundraise;
- Reward children for improved grades, attitude, or behavior;
- Reward youth for overall accomplishments and/or achieved goals; and
- Provide underprivileged youth and adults with the opportunity to experience Arena Football San Diego style.



We look forward to continuing to make a difference in our community on a daily basis. The following page details the events that the Riptide has been apart of in their inaugural season.

COMMUNITY/OUTREACH EVENTS

Date	Place	Community/Outreach Event
Friday, Feb. 15	Palmer Way Elementary	Inner-City Games Sports Club – scrimmage with kids
Mon, Feb. 18	Stratton Learning Center	Inner-City Games Learning Center – scrimmage with kids
Wed, Feb. 20	Pulitzer Sports Club	Inner-City Games Sports Club – scrimmage with kids
Fri, Feb. 22	Lincoln Middle School (Oceanside)	Staying in school talk
Tues, Feb. 26	San Ysidro Sports Club	Inner-City Games Sports Club – scrimmage with kids
Tues, March 5	La Jolla Rotary Club	Talk about ArenaBall
Tues, March 5	Logan Square Learning Center	Inner-City Games Sports Club
Thurs, March 7	Southcrest Sports Club	Inner-City Games Sports Club
Fri, March 8	Marshall Elementary	Read-in/Career Day
Sat, March 9	Jackie Robinson YMCA Open House	Spring Open House – play basketball against junior league
Tues, March 12	Balboa Elementary	YMCA After-School Program
Wed, March 13	Central Sports Club	Inner-City Games Sports Club
Fri, March 15	Pacific Middle School	Staying in School talk
Tues, March 19	Burbank Elementary	YMCA After-School Program
Thurs, March 21	LaPressa Middle School	FB clinic/importance of staying in school
Fri, March 22	Horton Elementary	Super Student Assembly
Wed, March 27	Jackie Robinson YMCA Spring Day	FB clinic
Fri, March 29	MLK Middle School	Rally Assembly
Mon, April 8	Mission Bay Rotary Club	Talk about ArenaBall
Mon, April 8	John Carney Golf Tournament	Talk about ArenaBall; sponsor
Fri, April 19	Coronado Middle School	Importance of staying in school & getting good grades
Tues, April 23	El Camino Boys & Girls Club	Importance of staying in school & getting good grades
Wed, April 24	Poway Rotary Club	Talk about ArenaBall
Wed, April 24	Palomar College Fundraiser	Talk about ArenaBall; provide ticket donation
Thurs, May 2	Valley Middle School	Lunchtime Assembly
Fri, May 3	Del Mar Rotary Club	Talk about ArenaBall
Fri, May 3	Aviara Middle School	Importance of staying in school
Mon, May 6	SD Brain Injury Foundation Golf Tournament	Talk about ArenaBall; act as sponsor
Wed, May 8	Scripps Ranch High School	Importance of staying in school
Tues, May 14	Perry Elementary	Importance of staying in school
Wed, May 15	North Park Lions Club	Talk about ArenaBall; provide fundraising ticket donation
Wed, May 15	Pacific Beach Town Council Meeting	Talk about ArenaBall; provide fundraising ticket donation
Thurs, May 23	Rancho Bernardo Rotary Club	Talk about ArenaBall; provide fundraising ticket donation
Fri, May 17	Southwestern College Golf Banquet	Act as sponsor; ticket donation
Tues, May 28	Monte Vista High	Academic Assembly
Tues, May 28	Red Robin (Encinitas)	Meet with fans & sign autographs
Sat, June 2	Special Olympics	Opening Ceremony
Sat, June 2	Mission Valley YMCA	Coach Pee Wee Football
Sun, June 3	Rock n' Roll Marathon	Finish line ceremonies
Tues., June 11	Encinitas Lyons Club	Talk about ArenaBall
Wed., June 12	PB Church	Feed Homeless
Wed., June 19	PB Church	Feed Homeless
Tues., June 25	Montgomery Academy Middle	Importance of staying in school & getting good grades
Tues., June 25	Kearny Mesa Bowl	Bowl with the Riptide
Wed., June 26	PB Church	Feed Homeless
Fri., June 28	Knox Elementary	Importance of staying in school
Wed., July 3	PB Church	Feed Homeless
July 17-18	Meadows Del Mar	Inner-City Games Golf Tournament
Thurs, August 1	Granger Middle School	Speak as part of Career Day
Sun, August 4	National City Automobile Heritage Day	Act as hosts & hostesses; sign autographs
Sat, August 10	Mission Bay Rotary Club	Pancake Breakfast fundraiser
Mon, August 12	United Cerebral Palsy Golf Tournament	Act as hostesses; sign autographs; provide ticket donation

All-time Riptide Roster (Alphabetical)

A

Abdul-Rahim, Aazaar

B

Bejarano, Brandon
Berg, Brian
Blue, Melvin
Bohn, Brad
Brown, Kevin
Burk, Jason
Burton, Kevin
Butler, Mark



C

Catlin, Scott
Claunch, Kane
Craig, Robert
Curtis, Rico
Cuthbert, Ryan

D

Duncan, Michael

G

Gallow, Nathan
Garrett, Jerry
Geisler, Ryan
Graham, Marty
Greetis, Brad



H

Haslip, Kenny
Hendrickson, Steve
Henry, Jason
Holmes, Seneca

L

LaMonda, Zack

M

Misipeka, Trevor

N

Nicholson, Scottie

P

Parker, Altie
Phillips, Wesley

R

Reynolds, L.P.

S

Smith, Jared
Smith, Ryan



All-time Riptide Roster (numerical)

00

Ripper (mascot)

1

Aazaar Abdul-Rahim

2

Ryan Smith

3

Brian Berg

4

Marty Graham

5

Jerry Garrett

6

Brad Bohn
Kenny Haslip

7

Wesley Phillips

8

Michael Duncan

9

Kevin Burton

11

Ryan Geisler

16

Kane Claunch

21

Scott Catlin
Jared Smith
Seneca Holmes

23


Kevin Brown

24

Altie Parker

25

Steve Hendrickson



26

Melvin Blue

33

Jason Burk

34

Steve Hendrickson

37

Rico Curtis

50

Jason Henry

51

Nathan Gallow

57

Zack LaMonda

69

Zack LaMonda

75

Brandon Bejarano

81

Mark Butler

86

Scottie Nicholson

87

Brad Greetis

90

Robert Craig
L.P. Reynolds

91


Trevor Misipeka

93

Ryan Cuthbert

99

L.P. Reynolds



2002 arenafootball2 Final Standings

American Conference

Northeast Division

Team	Overall			Points			Home	Away	Streak
	W	L	T	For	Opp	Pct			
Albany Conquest.....	13	3	0	684	567	.812	6-2-0	7-1-0	Won 3
Rochester Brigade...	7	9	0	687	718	.438	4-4-0	3-5-0	Lost 1
Wilkes Barre/Scrantn	6	10	0	663	741	.375	4-4-0	2-6-0	Lost 1
New Haven Ninjas....	6	10	0	649	739	.375	4-4-0	2-6-0	Won 2
Mohegan Wolves.....	3	13	0	556	734	.188	1-7-0	2-6-0	Lost 8

Atlantic Division

Team	Overall			Points			Home	Away	Streak
	W	L	T	For	Opp	Pct			
Cape Fear Wildcats..	13	3	0	743	476	.812	6-2-0	7-1-0	Won 1
Richmond Speed.....	12	4	0	869	563	.750	7-1-0	5-3-0	Lost 1
Norfolk Nighthawks..	8	8	0	653	753	.500	7-1-0	1-7-0	Lost 2
Roanoke Steam.....	8	8	0	602	658	.500	5-3-0	3-5-0	Won 1
Greensboro Prowlers.	3	13	0	677	833	.188	2-6-0	1-7-0	Lost 5

Eastern Division

Team	Overall			Points			Home	Away	Streak
	W	L	T	For	Opp	Pct			
Augusta Stallions...	13	3	0	847	684	.812	7-1-0	6-2-0	Won 2
Macon Knights.....	13	3	0	885	719	.812	6-2-0	7-1-0	Won 1
Carolina Rhinos.....	5	11	0	624	739	.312	4-4-0	1-7-0	Won 2
Columbus Wardogs....	4	12	0	620	776	.250	3-5-0	1-7-0	Won 1

South Division

Team	Overall			Points			Home	Away	Streak
	W	L	T	For	Opp	Pct			
Tallahassee Thunder.	9	7	0	793	740	.562	5-3-0	4-4-0	Lost 2
Florida Firecats....	9	7	0	647	609	.562	4-4-0	5-3-0	Lost 1
Jacksonville Tomcats	8	8	0	727	736	.500	5-3-0	3-5-0	Won 3
Charleston Swamp Fox	7	9	0	701	771	.438	6-2-0	1-7-0	Lost 2

Playoff Schedule

First Round (All Times Eastern)

Saturday, Aug. 3

Rochester at Albany, 7:30 p.m.
 Richmond at Cape Fear, 7:30 p.m.
 Augusta at Macon, 7:30 p.m.
 Florida at Tallahassee, 7:30 p.m.

Conference Semifinals

Saturday, Aug. 10

Richmond at Albany, 7:30 p.m.
 Florida/Tallahassee at Augusta, 7:30 p.m.
 Florida/Tallahassee at Macon, 7:30 p.m.
 Albany/Rochester at Cape Fear, 7:30 p.m.

Sunday, Aug. 11

Rochester at Richmond, 3:00 p.m.

Conference Finals

Friday, Aug. 16

Albany/Cape Fear/Richmond/Rochester at Augusta, 7:30 p.m.

Saturday, Aug. 17

Florida/Tallahassee at Richmond, 7:00 p.m.
 Florida/Tallahassee at Albany, 7:30 p.m.
 Florida/Tallahassee at Cape Fear, 7:30 p.m.
 Rochester at Florida, 7:30 p.m.
 Albany/Cape Fear/Richmond/Rochester at Macon, 7:30 p.m.
 Rochester at Tallahassee, 7:30 p.m.

National Conference

Central Division

Team	Overall			Points			Home	Away	Streak
	W	L	T	For	Opp	Pct			
Tulsa Talons.....	14	2	0	913	670	.875	8-0-0	6-2-0	Won 5
Arkansas Twisters...	11	5	0	876	716	.688	6-2-0	5-3-0	Won 6
Bossier Battle Wings	9	7	0	772	688	.562	6-2-0	3-5-0	Lost 2
Memphis Xplorers....	5	11	0	684	817	.312	1-7-0	4-4-0	Lost 3

Midwest Division

Team	Overall			Points			Home	Away	Streak
	W	L	T	For	Opp	Pct			
Peoria Pirates.....	11	5	0	819	597	.688	5-3-0	6-2-0	Lost 1
Quad City Steamwhlrs	10	6	0	817	736	.625	6-2-0	4-4-0	Won 1
Wichita Stealth.....	6	10	0	595	721	.375	5-3-0	1-7-0	Lost 2
Louisville Fire.....	2	14	0	514	820	.125	1-7-0	1-7-0	Lost 5

South Division

Team	Overall			Points			Home	Away	Streak
	W	L	T	For	Opp	Pct			
Tennessee Vly Vipers	13	3	0	803	619	.812	6-2-0	7-1-0	Lost 1
Birmingham Steeldogs	11	5	0	814	634	.688	5-3-0	6-2-0	Won 2
Pensacola Barracudas	8	8	0	775	727	.500	6-2-0	2-6-0	Won 2
Mobile Wizards.....	0	16	0	458	901	.000	0-8-0	0-8-0	Lost 16

West Division

Team	Overall			Points			Home	Away	Streak
	W	L	T	For	Opp	Pct			
Bakersfield Blitz...	9	7	0	736	625	.562	5-3-0	4-4-0	Lost 1
San Diego Riptide...	7	9	0	726	728	.438	4-4-0	3-5-0	Lost 3
Hawaii Islanders....	5	11	0	745	856	.312	4-4-0	1-7-0	Won 2
Fresno Frenzy.....	4	12	0	639	902	.250	4-4-0	0-8-0	Lost 5

Playoff Schedule

First Round (All Times Eastern)

Saturday, Aug. 3

Wichita at Peoria, 8:00 p.m.
 Birmingham at Tennessee Valley, 8:30 p.m.
 Arkansas at Tulsa, 8:30 p.m.
 San Diego at Bakersfield, 10:00 p.m.

Conference Semifinals

Thursday, Aug. 8

Birmingham at Arkansas, 7:30 p.m.

Saturday, Aug. 10

Bakersfield/San Diego at Peoria, 8:00 p.m.
 Arkansas at Tennessee Valley, 8:30 p.m.
 Birmingham/Tennessee Valley at Tulsa, 8:30 p.m.
 Wichita at Bakersfield, 10:00 p.m.

Monday, Aug. 12

Wichita at San Diego, 10:00 p.m.

Conference Finals

Thursday, Aug. 15

Bakersfield/Peoria/San Diego/Wichita at Tenn. Valley, 8:30 p.m.

Friday, Aug. 16

Bakersfield/Peoria/San Diego/Wichita at Arkansas, 8:30 p.m.

Saturday, Aug. 17

Bakersfield/Peoria/San Diego/Wichita at Birmingham, 8:20 p.m.
 Bakersfield/Peoria/San Diego/Wichita at Tulsa, 8:30 p.m.

TOTAL OFFENSE	G	Rush	Pass	Plays	Yards	Avg/P	TD	Yds/G
Bossier Battle Wings	16	700	3724	745	4424	5.9	106	276.5
Arkansas Twisters...	16	495	3864	616	4359	7.1	115	272.4
Richmond Speed.....	16	498	3822	648	4320	6.7	105	270.0
Macon Knights.....	16	451	3837	679	4288	6.3	120	268.0
Wichita Stealth.....	16	202	4075	708	4277	6.0	80	267.3
Tulsa Talons.....	16	339	3926	629	4265	6.8	116	266.6
Rochester Brigade...	16	653	3500	770	4153	5.4	91	259.6
Albany Conquest.....	16	471	3677	715	4148	5.8	92	259.2
Quad City Steamwhlrs	16	232	3899	657	4131	6.3	107	258.2
Memphis Xplorers...	16	288	3838	709	4126	5.8	97	257.9
Hawaii Islanders...	16	852	3274	740	4126	5.6	96	257.9
Tallahassee Thunder...	16	332	3786	746	4118	5.5	100	257.4
Augusta Stallions...	16	256	3796	658	4052	6.2	109	253.2
Pensacola Barracudas	16	156	3881	661	4037	6.1	96	252.3
Cape Fear Wildcats...	16	654	3282	692	3936	5.7	97	246.0
San Diego Riptide... 16	494	3435	616	3929	6.4	96	245.6	
Mohegan Wolves.....	16	260	3661	695	3921	5.6	74	245.1
Bakersfield Blitz...	16	224	3690	683	3914	5.7	91	244.6
Tennessee Vly Vipers	16	537	3343	661	3880	5.9	96	242.5
Birmingham Steeldogs	16	534	3318	586	3852	6.6	102	240.8
Peoria Pirates.....	16	349	3471	612	3820	6.2	94	238.8
Norfolk Nighthawks...	16	317	3397	621	3714	6.0	81	232.1
Roanoke Steam.....	16	400	3278	729	3678	5.0	69	229.9
Columbus Wardogs....	16	40	3622	657	3662	5.6	82	228.9
Wilkes Barre/Scrantn	16	529	3107	687	3636	5.3	86	227.2
Greensboro Prowlers.	16	386	3194	700	3580	5.1	83	223.8
Carolina Rhinos.....	16	436	3120	709	3556	5.0	80	222.2
Jacksonville Tomcats	16	463	3022	634	3485	5.5	85	217.8
Fresno Frenzy.....	16	682	2789	667	3471	5.2	85	216.9
Florida Firecats....	16	411	3002	657	3413	5.2	75	213.3
Charleston Swamp Fox	16	603	2772	640	3375	5.3	93	210.9
Louisville Fire.....	16	338	3024	709	3362	4.7	68	210.1
New Haven Ninjas....	16	359	2961	640	3320	5.2	83	207.5
Mobile Wizards.....	16	241	2736	659	2977	4.5	58	186.1

RUSHING OFFENSE	G	Att	Yds	Avg	TD	Yds/G
Hawaii Islanders....	16	203	852	4.2	44	53.2
Bossier Battle Wings	16	210	700	3.3	46	43.8
Fresno Frenzy.....	16	189	682	3.6	32	42.6
Cape Fear Wildcats...	16	176	654	3.7	38	40.9
Rochester Brigade...	16	209	653	3.1	37	40.8
Charleston Swamp Fox	16	199	603	3.0	40	37.7
Tennessee Vly Vipers	16	169	537	3.2	37	33.6
Birmingham Steeldogs	16	145	534	3.7	29	33.4
Wilkes Barre/Scrantn	16	183	529	2.9	24	33.1
Richmond Speed.....	16	144	498	3.5	33	31.1
Arkansas Twisters...	16	119	495	4.2	30	30.9
San Diego Riptide... 16	144	494	3.4	26	30.9	
Albany Conquest.....	16	154	471	3.1	27	29.4
Jacksonville Tomcats	16	172	463	2.7	18	28.9
Macon Knights.....	16	139	451	3.2	37	28.2
Carolina Rhinos.....	16	135	436	3.2	25	27.2
Florida Firecats....	16	177	411	2.3	24	25.7
Roanoke Steam.....	16	162	400	2.5	25	25.0
Greensboro Prowlers.	16	142	386	2.7	30	24.1
New Haven Ninjas....	16	123	359	2.9	21	22.4
Peoria Pirates.....	16	85	349	4.1	23	21.8
Tulsa Talons.....	16	103	339	3.3	27	21.2
Louisville Fire.....	16	138	338	2.4	26	21.1
Tallahassee Thunder...	16	129	332	2.6	30	20.8
Norfolk Nighthawks...	16	93	317	3.4	14	19.8
Memphis Xplorers....	16	145	288	2.0	24	18.0
Mohegan Wolves.....	16	103	260	2.5	15	16.2
Augusta Stallions...	16	110	256	2.3	23	16.0
Mobile Wizards.....	16	143	241	1.7	14	15.1
Quad City Steamwhlrs	16	111	232	2.1	21	14.5
Bakersfield Blitz...	16	120	224	1.9	19	14.0
Wichita Stealth.....	16	116	202	1.7	16	12.6
Pensacola Barracudas	16	118	156	1.3	16	9.8
Columbus Wardogs....	16	84	40	0.5	18	2.5

TOTAL DEFENSE	G	Rush	Pass	Plays	Yards	Avg/P	TD	Yds/G
Cape Fear Wildcats..	16	315	2666	691	2981	4.3	60	186.3
Birmingham Steeldogs	16	276	2924	696	3200	4.6	79	200.0
Tennessee Vly Vipers	16	378	3042	648	3420	5.3	79	213.8
Tallahassee Thunder...	16	169	3258	631	3427	5.4	96	214.2
Columbus Wardogs....	16	393	3099	650	3492	5.4	97	218.2
Wichita Stealth.....	16	456	3065	617	3521	5.7	88	220.1
Mohegan Wolves.....	16	514	3024	681	3538	5.2	90	221.1
Bakersfield Blitz...	16	417	3173	660	3590	5.4	84	224.4
Albany Conquest.....	16	391	3205	693	3596	5.2	73	224.8
Richmond Speed.....	16	432	3177	708	3609	5.1	71	225.6
Florida Firecats....	16	311	3405	685	3716	5.4	86	232.2
Roanoke Steam.....	16	337	3379	654	3716	5.7	87	232.2
Bossier Battle Wings	16	356	3403	607	3759	6.2	88	234.9
Louisville Fire.....	16	400	3386	581	3786	6.5	96	236.6
Charleston Swamp Fox	16	459	3350	699	3809	5.4	87	238.1
Wilkes Barre/Scrantn	16	627	3211	664	3838	5.8	95	239.9
Norfolk Nighthawks...	16	492	3407	698	3899	5.6	93	243.7
Quad City Steamwhlrs	16	335	3591	691	3926	5.7	88	245.4
Pensacola Barracudas	16	520	3407	665	3927	5.9	93	245.4
Peoria Pirates.....	16	452	3481	749	3933	5.3	80	245.8
Augusta Stallions...	16	350	3585	692	3935	5.7	90	245.9
Mobile Wizards.....	16	494	3507	637	4001	6.3	109	250.1
San Diego Riptide... 16	451	3560	724	4011	5.5	96	250.7	
Jacksonville Tomcats	16	411	3617	674	4028	6.0	97	251.8
Carolina Rhinos.....	16	515	3536	641	4051	6.3	97	253.2
Memphis Xplorers....	16	262	3824	660	4086	6.2	102	255.4
Tulsa Talons.....	16	331	3830	714	4161	5.8	86	260.1
Rochester Brigade...	16	355	3844	677	4199	6.2	94	262.4
Macon Knights.....	16	283	3987	690	4270	6.2	89	266.9
Hawaii Islanders....	16	384	3934	612	4318	7.1	113	269.9
Arkansas Twisters...	16	726	3592	738	4318	5.9	98	269.9
Greensboro Prowlers.	16	611	3719	710	4330	6.1	110	270.6
New Haven Ninjas....	16	435	3986	732	4421	6.0	95	276.3
Fresno Frenzy.....	16	544	3949	666	4493	6.7	118	280.8

RUSHING DEFENSE	G	Rushes	Yards	Avg.	TD	Yds/G
Tallahassee Thunder...	16	136	169	1.2	17	10.6
Memphis Xplorers....	16	128	262	2.0	31	16.4
Birmingham Steeldogs	16	134	276	2.1	30	17.2
Macon Knights.....	16	113	283	2.5	20	17.7
Florida Firecats....	16	132	311	2.4	27	19.4
Cape Fear Wildcats...	16	129	315	2.4	22	19.7
Tulsa Talons.....	16	131	331	2.5	19	20.7
Quad City Steamwhlrs	16	122	335	2.7	20	20.9
Roanoke Steam.....	16	134	337	2.5	22	21.1
Augusta Stallions...	16	128	350	2.7	28	21.9
Rochester Brigade...	16	126	355	2.8	20	22.2
Bossier Battle Wings	16	104	356	3.4	16	22.2
Tennessee Vly Vipers	16	140	378	2.7	21	23.6
Hawaii Islanders....	16	115	384	3.3	22	24.0
Albany Conquest.....	16	140	391	2.8	18	24.4
Columbus Wardogs....	16	163	393	2.4	30	24.6
Louisville Fire.....	16	133	400	3.0	27	25.0
Jacksonville Tomcats	16	139	411	3.0	28	25.7
Bakersfield Blitz...	16	143	417	2.9	32	26.1
Richmond Speed.....	16	154	432	2.8	24	27.0
New Haven Ninjas....	16	148	435	2.9	27	27.2
San Diego Riptide... 16	177	451	2.5	34	28.2	
Peoria Pirates.....	16	151	452	3.0	28	28.2
Wichita Stealth.....	16	137	456	3.3	24	28.5
Charleston Swamp Fox	16	169	459	2.7	26	28.7
Norfolk Nighthawks...	16	157	492	3.1	34	30.8
Mobile Wizards.....	16	166	494	3.0	40	30.9
Mohegan Wolves.....	16	178	514	2.9	33	32.1
Carolina Rhinos.....	16	132	515	3.9	23	32.2
Pensacola Barracudas	16	158	520	3.3	30	32.5
Fresno Frenzy.....	16	146	544	3.7	32	34.0
Greensboro Prowlers.	16	173	611	3.5	33	38.2
Wilkes Barre/Scrantn	16	170	627	3.7	36	39.2
Arkansas Twisters...	16	186	726	3.9	35	45.4

SCORING (NON-KICK)	G	TD	Rush	Pass	KOR	MFG	I/F	2PT	Pts
Tulsa Talons.....	16	131	27	89	9	0	6	16	818
Macon Knights.....	16	129	37	83	6	0	3	3	780
Arkansas Twisters...	16	127	30	85	5	2	5	6	774
Birmingham Steeldogs	16	119	29	73	8	3	6	14	742
Augusta Stallions...	16	119	23	86	5	1	4	6	726
Richmond Speed.....	16	120	33	72	3	0	12	2	724
Quad City Steamwhlrs	16	117	21	86	3	1	6	6	714
Peoria Pirates.....	16	115	23	71	11	1	9	10	710
Tallahassee Thunder..	16	112	30	70	5	0	7	3	678
Bossier Battle Wings	16	110	46	60	1	0	3	4	668
Pensacola Barracudas	16	109	16	80	6	1	6	6	666
Tennessee Vly Vipers	16	108	37	59	5	0	7	6	660
Jacksonville Tomcats	16	103	18	67	9	1	8	19	656
Hawaii Islanders....	16	104	44	52	2	0	6	9	642
Memphis Xplorers....	16	100	24	69	3	0	4	18	636
San Diego Riptide...	16	104	26	70	2	0	6	2	628
Rochester Brigade...	16	100	37	54	3	1	5	12	624
Cape Fear Wildcats...	16	102	38	59	1	0	4	2	616
Charleston Swamp Fox	16	101	40	53	6	0	2	3	612
Bakersfield Blitz...	16	101	19	72	3	0	7	2	610
Greensboro Prowlers..	16	99	30	53	9	1	6	7	608
Fresno Frenzy.....	16	90	32	53	3	1	1	18	576
Albany Conquest.....	16	94	27	65	0	0	2	3	570
New Haven Ninjas....	16	92	21	62	3	1	5	9	570
Norfolk Nighthawks..	16	90	14	67	2	2	5	4	548
Wilkes Barre/Scrantn	16	90	24	62	2	1	1	3	546
Carolina Rhinos.....	16	87	25	55	4	0	3	8	538
Columbus Wardogs....	16	87	18	64	4	0	1	7	536
Florida Firecats....	16	85	24	51	3	1	6	2	514
Wichita Stealth.....	16	83	16	64	0	0	3	2	502
Mohegan Wolves.....	16	78	15	59	3	0	1	9	486
Roanoke Steam.....	16	80	25	44	2	0	9	1	482
Louisville Fire.....	16	73	26	42	1	0	4	1	440
Mobile Wizards.....	16	67	14	44	4	1	4	7	416

KICKOFF RETURNS	G	Ret	Yds	TD	Avg
San Diego Riptide...	16	78	1784	2	22.9
Peoria Pirates.....	16	78	1751	11	22.4
Tulsa Talons.....	16	73	1618	9	22.2
Tennessee Vly Vipers	16	67	1482	5	22.1
Charleston Swamp Fox	16	101	2198	6	21.8
Richmond Speed.....	16	79	1713	3	21.7
Florida Firecats....	16	69	1488	3	21.6
Jacksonville Tomcats	16	74	1591	9	21.5
Greensboro Prowlers..	16	98	2096	9	21.4
Macon Knights.....	16	82	1720	6	21.0
Cape Fear Wildcats..	16	70	1466	1	20.9
Birmingham Steeldogs	16	78	1572	8	20.2
Hawaii Islanders....	16	93	1866	2	20.1
Carolina Rhinos.....	16	90	1789	4	19.9
Mobile Wizards.....	16	102	1988	4	19.5
Quad City Steamwhlrs	16	89	1727	3	19.4
Louisville Fire.....	16	100	1930	1	19.3
Arkansas Twisters...	16	79	1479	5	18.7
Columbus Wardogs....	16	94	1758	4	18.7
Wichita Stealth.....	16	71	1309	0	18.4
Tallahassee Thunder..	16	83	1525	5	18.4
Bakersfield Blitz...	16	60	1091	3	18.2
Memphis Xplorers....	16	76	1379	3	18.1
Fresno Frenzy.....	16	103	1867	3	18.1
Rochester Brigade...	16	71	1271	3	17.9
Pensacola Barracudas	16	96	1717	6	17.9
Mohegan Wolves.....	16	79	1398	3	17.7
Norfolk Nighthawks..	16	88	1545	2	17.6
New Haven Ninjas....	16	90	1579	3	17.5
Augusta Stallions...	16	84	1441	5	17.2
Wilkes Barre/Scrantn	16	78	1335	2	17.1
Bossier Battle Wings	16	87	1488	1	17.1
Roanoke Steam.....	16	83	1392	2	16.8
Albany Conquest.....	16	79	1259	0	15.9

SCORING (KICKING)	G	PAT	2PAT	FGs	4FGs	Pts
Tennessee Vly Vipers	16	77-97	0-0	20-41	0-0	137
Richmond Speed.....	16	94-110	0-0	11-32	0-2	127
Bakersfield Blitz...	16	73-97	0-1	17-53	0-0	124
Florida Firecats....	16	57-77	0-0	22-51	0-0	123
Roanoke Steam.....	16	50-73	0-0	22-60	0-0	116
Augusta Stallions...	16	89-106	0-0	8-35	0-0	113
Wilkes Barre/Scrantn	16	72-84	0-0	13-47	0-0	111
Cape Fear Wildcats..	16	76-97	0-0	11-38	0-0	109
Albany Conquest.....	16	69-89	0-0	13-38	0-0	108
Tallahassee Thunder..	16	58-104	39-77	2-25	2-3	105
Macon Knights.....	16	88-119	0-0	5-17	0-0	103
Arkansas Twisters...	16	84-114	0-0	6-29	0-0	102
Pensacola Barracudas	16	65-94	0-0	12-39	0-0	101
Peoria Pirates.....	16	68-90	0-0	11-39	0-0	101
Norfolk Nighthawks..	16	63-80	0-0	12-52	0-0	99
Hawaii Islanders....	16	54-77	0-0	15-41	0-0	99
Bossier Battle Wings	16	71-101	0-0	9-27	0-0	98
Tulsa Talons.....	16	83-102	0-0	4-18	0-0	95
Quad City Steamwhlrs	16	72-100	0-0	7-30	0-0	93
San Diego Riptide...	16	68-95	0-1	8-37	0-0	92
Wichita Stealth.....	16	55-78	0-0	10-40	0-0	85
Charleston Swamp Fox	16	62-91	0-0	7-44	0-0	83
Columbus Wardogs....	16	49-67	0-0	11-36	0-0	82
Carolina Rhinos.....	16	54-70	0-0	8-54	0-0	78
New Haven Ninjas....	16	53-70	0-0	6-47	0-0	71
Mohegan Wolves.....	16	35-55	0-0	11-37	0-0	68
Birmingham Steeldogs	16	57-91	0-0	3-21	0-0	66
Louisville Fire.....	16	46-65	0-0	6-45	0-0	64
Rochester Brigade...	16	51-81	0-0	4-28	0-0	63
Greensboro Prowlers..	16	44-75	1-3	6-41	0-0	63
Fresno Frenzy.....	16	40-61	0-0	7-25	0-0	61
Jacksonville Tomcats	16	37-72	0-0	8-35	0-0	61
Memphis Xplorers....	16	35-63	0-0	3-29	0-0	44
Mobile Wizards.....	16	33-47	0-0	3-38	0-0	42

MFG RETURNS	G	Ret	Yds	TD	Avg
Birmingham Steeldogs	16	12	342	3	28.5
Quad City Steamwhlrs	16	12	317	1	26.4
Arkansas Twisters...	16	17	413	2	24.3
Memphis Xplorers....	16	12	277	0	23.1
San Diego Riptide...	16	12	260	0	21.7
Tennessee Vly Vipers	16	20	411	0	20.5
Richmond Speed.....	16	14	272	0	19.4
Charleston Swamp Fox	16	19	365	0	19.2
Macon Knights.....	16	21	377	0	18.0
Norfolk Nighthawks..	16	16	274	2	17.1
New Haven Ninjas....	16	9	153	1	17.0
Peoria Pirates.....	16	24	402	1	16.8
Mobile Wizards.....	16	8	134	1	16.8
Augusta Stallions...	16	22	353	1	16.0
Pensacola Barracudas	16	19	304	1	16.0
Wilkes Barre/Scrantn	16	12	188	1	15.7
Hawaii Islanders....	16	13	197	0	15.2
Bakersfield Blitz...	16	16	241	0	15.1
Rochester Brigade...	16	14	207	1	14.8
Florida Firecats....	16	23	339	1	14.7
Tallahassee Thunder..	16	17	249	0	14.6
Mohegan Wolves.....	16	24	338	0	14.1
Bossier Battle Wings	16	15	204	0	13.6
Wichita Stealth.....	16	17	230	0	13.5
Greensboro Prowlers..	16	15	192	1	12.8
Jacksonville Tomcats	16	16	199	1	12.4
Roanoke Steam.....	16	16	197	0	12.3
Louisville Fire.....	16	19	212	0	11.2
Columbus Wardogs....	16	21	220	0	10.5
Carolina Rhinos.....	16	15	151	0	10.1
Albany Conquest.....	16	18	179	0	9.9
Cape Fear Wildcats..	16	29	263	0	9.1
Fresno Frenzy.....	16	10	88	1	8.8
Tulsa Talons.....	16	20	160	0	8.0

PASS RATING	G	Att	Cmp	Pct	Int	Yds	TD	Rat.
Tulsa Talons.....	16	526	341	.648	13	4049	89	117.5
Macon Knights.....	16	540	342	.633	20	3910	83	108.0
Richmond Speed.....	16	504	307	.609	16	3904	72	107.6
Birmingham Steeldogs	16	441	262	.594	17	3390	73	107.1
Arkansas Twisters...	16	497	302	.608	22	3912	85	106.7
Augusta Stallions...	16	548	318	.580	17	3936	86	106.7
San Diego Riptide...	16	472	253	.536	14	3618	70	103.4
Quad City Steamwhlrs	16	546	302	.553	23	4004	86	100.6
Bakersfield Blitz...	16	563	337	.599	16	3889	72	100.9
Pensacola Barracudas	16	543	300	.552	20	4056	80	100.7
Tennessee Vly Vipers	16	492	284	.577	11	3520	59	100.7
Peoria Pirates.....	16	527	294	.558	15	3656	71	99.3
Albany Conquest.....	16	561	340	.606	19	3714	65	95.0
Bossier Battle Wings	16	535	320	.598	19	3833	60	95.0
Wichita Stealth.....	16	592	344	.581	18	4281	64	95.0
Cape Fear Wildcats..	16	516	293	.568	14	3354	59	93.8
Jacksonville Tomcats	16	462	237	.513	18	3180	67	93.5
Memphis Xplorers....	16	564	327	.580	26	3970	69	91.1
Wilkes Barre/Scrantn	16	504	285	.565	19	3217	62	90.8
Rochester Brigade...	16	561	341	.608	18	3591	54	90.1
Norfolk Nighthawks..	16	528	267	.506	19	3625	67	89.6
Charleston Swamp Fox	16	441	214	.485	14	2977	53	87.5
Fresno Frenzy.....	16	478	250	.523	15	2939	53	85.9
Florida Firecats....	16	480	253	.527	18	3097	51	83.8
New Haven Ninjas....	16	517	263	.509	22	3107	62	81.8
Columbus Wardogs....	16	573	297	.518	27	3832	64	81.4
Hawaii Islanders....	16	537	256	.477	16	3399	52	80.0
Mohegan Wolves.....	16	592	319	.539	27	3806	59	79.7
Roanoke Steam.....	16	567	280	.494	14	3412	44	77.4
Tallahassee Thunder.	16	617	300	.486	30	3892	70	77.0
Greensboro Prowlers.	16	558	281	.504	23	3340	53	75.6
Carolina Rhinos.....	16	574	274	.477	21	3282	55	74.4
Louisville Fire.....	16	571	271	.475	31	3317	42	61.6
Mobile Wizards.....	16	516	218	.422	32	3033	44	57.3

TURNOVER MARGIN	G	--Gained--			---Lost---			Per/G	
		Fum	Int	Tot	Fum	Int	Tot		
Bakersfield Blitz...	16	24	22	46	8	16	24	+22	1.38
Tulsa Talons.....	16	22	22	44	12	13	25	+19	1.19
Peoria Pirates.....	16	19	30	49	16	15	31	+18	1.12
Cape Fear Wildcats..	16	27	17	44	13	14	27	+17	1.06
Tennessee Vly Vipers	16	12	28	40	14	11	25	+15	0.94
Augusta Stallions...	16	14	25	39	12	17	29	+10	0.62
New Haven Ninjas....	16	19	27	46	14	22	36	+10	0.62
Macon Knights.....	16	14	25	39	11	20	31	+8	0.50
Roanoke Steam.....	16	24	23	47	25	14	39	+8	0.50
Arkansas Twisters...	16	17	19	36	8	22	30	+6	0.38
Florida Firecats....	16	21	21	42	18	18	36	+6	0.38
Richmond Speed.....	16	20	21	41	19	16	35	+6	0.38
Bossier Battle Wings	16	23	19	42	17	19	36	+6	0.38
Charleston Swamp Fox	16	12	21	33	15	14	29	+4	0.25
Albany Conquest.....	16	19	20	39	17	19	36	+3	0.19
Carolina Rhinos.....	16	13	28	41	18	21	39	+2	0.12
San Diego Riptide...	16	23	14	37	22	14	36	+1	0.06
Rochester Brigade...	16	18	15	33	14	18	32	+1	0.06
Tallahassee Thunder.	16	25	18	43	12	30	42	+1	0.06
Quad City Steamwhlrs	16	17	24	41	18	23	41	+0	0.00
Jacksonville Tomcats	16	16	24	40	22	18	40	+0	0.00
Birmingham Steeldogs	16	16	15	31	14	17	31	+0	0.00
Pensacola Barracudas	16	14	19	33	15	20	35	-2	-0.12
Hawaii Islanders....	16	20	8	28	14	16	30	-2	-0.12
Norfolk Nighthawks..	16	22	21	43	28	19	47	-4	-0.25
Wichita Stealth.....	16	17	23	40	27	18	45	-5	-0.31
Greensboro Prowlers.	16	21	15	36	19	23	42	-6	-0.38
Wilkes Barre/Scrantn	16	12	14	26	21	19	40	-14	-0.88
Memphis Xplorers....	16	13	20	33	21	26	47	-14	-0.88
Columbus Wardogs....	16	12	17	29	17	27	44	-15	-0.94
Louisville Fire.....	16	18	13	31	20	31	51	-20	-1.25
Mohegan Wolves.....	16	9	16	25	19	27	46	-21	-1.31
Mobile Wizards.....	16	14	15	29	26	32	58	-29	-1.81
Fresno Frenzy.....	16	9	5	14	30	15	45	-31	-1.94

PASS DEF RATING	G	Att	Cmp	Int	Pct.	Yds	TD	Rat.
Cape Fear Wildcats..	16	562	290	17	51.6	2915	38	71.0
Peoria Pirates.....	16	598	305	30	51.0	3697	52	71.2
Tennessee Vly Vipers	16	508	259	28	51.0	3197	58	76.4
Richmond Speed.....	16	554	292	21	52.7	3372	47	76.8
Bakersfield Blitz...	16	517	266	22	51.5	3314	52	79.1
Birmingham Steeldogs	16	562	294	15	52.3	3079	49	79.2
Florida Firecats....	16	553	277	21	50.1	3591	59	81.7
Norfolk Nighthawks..	16	541	269	21	49.7	3444	59	81.1
Augusta Stallions...	16	564	296	25	52.5	3728	62	82.4
Albany Conquest.....	16	553	309	20	55.9	3336	55	83.6
Jacksonville Tomcats	16	535	259	24	48.4	3742	69	85.1
Charleston Swamp Fox	16	530	278	21	52.5	3460	61	85.3
Quad City Steamwhlrs	16	569	300	24	52.7	3786	68	86.0
Tulsa Talons.....	16	583	306	22	52.5	3976	67	87.2
Pensacola Barracudas	16	507	249	19	49.1	3522	63	87.4
Roanoke Steam.....	16	520	281	23	54.0	3552	65	88.4
Carolina Rhinos.....	16	509	262	28	51.5	3676	74	88.5
Wichita Stealth.....	16	480	261	23	54.4	3242	64	88.9
Macon Knights.....	16	577	312	25	54.1	4095	69	88.6
Mohegan Wolves.....	16	503	288	16	57.3	3089	57	90.5
New Haven Ninjas....	16	584	350	27	59.9	4019	68	90.5
Arkansas Twisters...	16	552	319	19	57.8	3838	63	93.4
Columbus Wardogs....	16	487	266	17	54.6	3267	67	95.4
San Diego Riptide...	16	547	316	14	57.8	3676	62	95.9
Wilkes Barre/Scrantn	16	494	285	14	57.7	3302	59	96.1
Bossier Battle Wings	16	503	272	19	54.1	3560	72	96.7
Greensboro Prowlers.	16	537	290	15	54.0	3830	77	101.0
Memphis Xplorers....	16	532	327	20	61.5	3928	71	101.8
Rochester Brigade...	16	551	321	15	58.3	3984	74	103.0
Tallahassee Thunder.	16	495	286	18	57.8	3567	79	104.7
Mobile Wizards.....	16	471	289	15	61.4	3586	69	108.3
Louisville Fire.....	16	448	264	13	58.9	3538	69	110.5
Hawaii Islanders....	16	497	307	8	61.8	4084	91	120.7
Fresno Frenzy.....	16	520	327	5	62.9	4050	86	122.5

FIELD GOALS	G	FGM-ATT	Pct	4FGM-ATT	Pct
Tennessee Vly Vipers	16	20-41	.488	0-0	.000
Florida Firecats....	16	22-51	.431	0-0	.000
Roanoke Steam.....	16	22-60	.367	0-0	.000
Hawaii Islanders....	16	15-41	.366	0-0	.000
Richmond Speed.....	16	11-32	.344	0-2	.000
Albany Conquest.....	16	13-38	.342	0-0	.000
Bossier Battle Wings	16	9-27	.333	0-0	.000
Bakersfield Blitz...	16	17-53	.321	0-0	.000
Pensacola Barracudas	16	12-39	.308	0-0	.000
Columbus Wardogs....	16	11-36	.306	0-0	.000
Mohegan Wolves.....	16	11-37	.297	0-0	.000
Macon Knights.....	16	5-17	.294	0-0	.000
Cape Fear Wildcats..	16	11-38	.289	0-0	.000
Peoria Pirates.....	16	11-39	.282	0-0	.000
Fresno Frenzy.....	16	7-25	.280	0-0	.000
Wilkes Barre/Scrantn	16	13-47	.277	0-0	.000
Wichita Stealth.....	16	10-40	.250	0-0	.000
Quad City Steamwhlrs	16	7-30	.233	0-0	.000
Norfolk Nighthawks..	16	12-52	.231	0-0	.000
Augusta Stallions...	16	8-35	.229	0-0	.000
Jacksonville Tomcats	16	8-35	.229	0-0	.000
Tulsa Talons.....	16	4-18	.222	0-0	.000
San Diego Riptide...	16	8-37	.216	0-0	.000
Arkansas Twisters...	16	6-29	.207	0-0	.000
Charleston Swamp Fox	16	7-44	.159	0-0	.000
Carolina Rhinos....	16	8-54	.148	0-0	.000
Greensboro Prowlers.	16	6-41	.146	0-0	.000
Rochester Brigade...	16	4-28	.143	0-0	.000
Birmingham Steeldogs	16	3-21	.143	0-0	.000
Louisville Fire.....	16	6-45	.133	0-0	.000
New Haven Ninjas....	16	6-47	.128	0-0	.000
Memphis Xplorers....	16	3-29	.103	0-0	.000
Tallahassee Thunder.	16	2-25	.080	2-3	.667
Mobile Wizards.....	16	3-38	.079	0-0	.000

FIRST DOWNS	G	Rush	Pass	Pen	Total
Bossier Battle Wings	16	71	180	46	299
Macon Knights.....	16	46	205	43	294
Tulsa Talons.....	16	37	203	29	269
Hawaii Islanders....	16	66	157	39	263
Wichita Stealth.....	16	20	201	37	258
Tallahassee Thunder.	16	36	188	28	252
Bakersfield Blitz...	16	35	181	36	252
Carolina Rhinos.....	16	39	162	47	249
Albany Conquest.....	16	24	178	46	248
Roanoke Steam.....	16	29	151	65	246
Memphis Xplorers....	16	20	181	43	245
Arkansas Twisters...	16	32	165	48	245
Augusta Stallions...	16	16	184	45	245
Pensacola Barracudas	16	19	178	45	243
Rochester Brigade...	16	39	157	46	242
Richmond Speed.....	16	33	168	37	238
Tennessee Vly Vipers	16	35	165	35	235
Cape Fear Wildcats..	16	30	155	49	234
Louisville Fire.....	16	29	152	52	234
Quad City Steamwhlrs	16	21	185	28	234
Mohegan Wolves.....	16	13	164	55	232
Wilkes Barre/Scrantn	16	33	146	51	230
Birmingham Steeldogs	16	35	155	40	230
Jacksonville Tomcats	16	37	144	46	228
Greensboro Prowlers.	16	35	152	39	226
Fresno Frenzy.....	16	48	137	40	225
San Diego Riptide... 16	30	163	29	222	
Peoria Pirates.....	16	24	161	34	219
Columbus Wardogs....	16	15	156	47	218
Florida Firecats....	16	31	135	48	214
Norfolk Nighthawks..	16	21	147	41	209
New Haven Ninjas....	16	19	142	48	209
Charleston Swamp Fox	16	40	131	36	207
Mobile Wizards.....	16	23	122	50	195

PAT KICKING	G	PAT-ATT	Pct	2PAT-ATT	Pct
Wilkes Barre/Scrantn	16	72-84	.857	0-0	.000
Richmond Speed.....	16	94-110	.855	0-0	.000
Augusta Stallions...	16	89-106	.840	0-0	.000
Tulsa Talons.....	16	83-102	.814	0-0	.000
Tennessee Vly Vipers	16	77-97	.794	0-0	.000
Norfolk Nighthawks..	16	63-80	.788	0-0	.000
Cape Fear Wildcats..	16	76-97	.784	0-0	.000
Albany Conquest.....	16	69-89	.775	0-0	.000
Carolina Rhinos.....	16	54-70	.771	0-0	.000
New Haven Ninjas....	16	53-70	.757	0-0	.000
Peoria Pirates.....	16	68-90	.756	0-0	.000
Bakersfield Blitz...	16	73-97	.753	0-1	.000
Florida Firecats....	16	57-77	.740	0-0	.000
Macon Knights.....	16	88-119	.739	0-0	.000
Arkansas Twisters...	16	84-114	.737	0-0	.000
Columbus Wardogs....	16	49-67	.731	0-0	.000
Quad City Steamwhlrs	16	72-100	.720	0-0	.000
San Diego Riptide... 16	68-95	.716	0-1	.000	
Louisville Fire.....	16	46-65	.708	0-0	.000
Wichita Stealth.....	16	55-78	.705	0-0	.000
Bossier Battle Wings	16	71-101	.703	0-0	.000
Mobile Wizards.....	16	33-47	.702	0-0	.000
Hawaii Islanders....	16	54-77	.701	0-0	.000
Pensacola Barracudas	16	65-94	.691	0-0	.000
Roanoke Steam.....	16	50-73	.685	0-0	.000
Charleston Swamp Fox	16	62-91	.681	0-0	.000
Fresno Frenzy.....	16	40-61	.656	0-0	.000
Mohegan Wolves.....	16	35-55	.636	0-0	.000
Rochester Brigade...	16	51-81	.630	0-0	.000
Birmingham Steeldogs	16	57-91	.626	0-0	.000
Greensboro Prowlers.	16	44-75	.587	1-3	.333
Tallahassee Thunder.	16	58-104	.558	39-77	.506
Memphis Xplorers....	16	35-63	.556	0-0	.000
Jacksonville Tomcats	16	37-72	.514	0-0	.000

OPPONENT 1ST DOWNS	G	Rush	Pass	Pen	Total
Tennessee Vly Vipers	16	32	133	30	195
Augusta Stallions...	16	25	165	24	214
Roanoke Steam.....	16	26	153	36	215
Norfolk Nighthawks..	16	25	140	52	217
Wichita Stealth.....	16	32	148	36	217
Cape Fear Wildcats..	16	32	144	45	221
Bakersfield Blitz...	16	39	148	34	221
Birmingham Steeldogs	16	23	141	57	221
Florida Firecats....	16	23	155	47	225
Charleston Swamp Fox	16	30	168	28	226
Richmond Speed.....	16	28	145	54	227
Mohegan Wolves.....	16	26	149	53	228
Wilkes Barre/Scrantn	16	31	154	46	231
Pensacola Barracudas	16	34	147	51	232
Louisville Fire.....	16	33	162	36	232
Memphis Xplorers....	16	21	181	29	232
Columbus Wardogs....	16	32	164	37	233
Quad City Steamwhlrs	16	28	172	35	236
Albany Conquest.....	16	28	153	57	238
New Haven Ninjas....	16	22	175	43	240
Bossier Battle Wings	16	29	171	43	244
Tallahassee Thunder.	16	32	164	48	244
San Diego Riptide... 16	40	160	43	244	
Mobile Wizards.....	16	38	166	41	245
Greensboro Prowlers.	16	33	165	52	251
Carolina Rhinos.....	16	42	167	44	253
Fresno Frenzy.....	16	35	193	25	253
Rochester Brigade...	16	25	180	53	258
Macon Knights.....	16	29	192	36	259
Tulsa Talons.....	16	46	175	41	262
Jacksonville Tomcats	16	37	168	57	262
Peoria Pirates.....	16	43	175	46	264
Hawaii Islanders....	16	33	193	46	272
Arkansas Twisters...	16	49	185	43	277

SACKS BY	G	Sacks	Yards
Tallahassee Thunder.	16	46	309
Cape Fear Wildcats..	16	45	249
Arkansas Twisters...	16	44	246
Richmond Speed.....	16	38	195
Peoria Pirates.....	16	37	216
Roanoke Steam.....	16	36	173
Tennessee Vly Vipers	16	32	155
Bakersfield Blitz...	16	31	141
Quad City Steamwhlrs	16	30	195
Wichita Stealth.....	16	30	177
Rochester Brigade...	16	28	140
Albany Conquest.....	16	27	131
Tulsa Talons.....	16	27	146
Augusta Stallions...	16	27	143
Florida Firecats....	16	27	186
Bossier Battle Wings	16	27	157
Columbus Wardogs....	16	26	168
Louisville Fire.....	16	25	152
Macon Knights.....	16	24	108
San Diego Riptide... 16	23	116	
Hawaii Islanders....	16	23	150
Pensacola Barracudas	16	22	115
Fresno Frenzy.....	16	21	101
Charleston Swamp Fox	16	21	110
Jacksonville Tomcats	16	20	125
Norfolk Nighthawks..	16	20	37
Birmingham Steeldogs	16	20	155
Carolina Rhinos.....	16	20	140
Wilkes Barre/Scrantn	16	18	91
Mohegan Wolves.....	16	18	65
Memphis Xplorers....	16	18	104
New Haven Ninjas....	16	16	33
Greensboro Prowlers.	16	16	111
Mobile Wizards.....	16	13	79

PENALTIES	G	No	Yds	Avg/G
Fresno Frenzy.....	16	88	485	30.3
Bakersfield Blitz...	16	94	588	36.8
Tennessee Vly Vipers	16	112	671	41.9
Memphis Xplorers....	16	87	676	42.2
San Diego Riptide...	16	104	690	43.1
Albany Conquest.....	16	112	760	47.5
Quad City Steamwhlrs	16	111	768	48.0
Augusta Stallions...	16	100	791	49.4
Tulsa Talons.....	16	124	806	50.4
Macon Knights.....	16	108	817	51.1
Birmingham Steeldogs	16	138	860	53.8
Hawaii Islanders....	16	139	888	55.5
Florida Firecats....	16	129	895	55.9
Charleston Swamp Fox	16	116	908	56.8
Bossier Battle Wings	16	125	911	56.9
Arkansas Twisters...	16	136	917	57.3
New Haven Ninjas....	16	141	931	58.2
Mobile Wizards.....	16	143	990	61.9
Columbus Wardogs....	16	138	1014	63.4
Carolina Rhinos.....	16	147	1015	63.4
Tallahassee Thunder.	16	171	1023	63.9
Peoria Pirates.....	16	152	1030	64.4
Wichita Stealth.....	16	136	1041	65.1
Louisville Fire.....	16	144	1054	65.9
Pensacola Barracudas	16	145	1064	66.5
Rochester Brigade...	16	141	1072	67.0
Roanoke Steam.....	16	132	1076	67.2
Wilkes Barre/Scrantn	16	153	1100	68.8
Cape Fear Wildcats..	16	144	1104	69.0
Mohegan Wolves.....	16	161	1156	72.2
Greensboro Prowlers.	16	155	1187	74.2
Jacksonville Tomcats	16	171	1244	77.8
Richmond Speed.....	16	168	1293	80.8
Norfolk Nighthawks..	16	190	1406	87.9

SACKS AGAINST	G	Sacks	Yards
Arkansas Twisters...	16	9	48
Cape Fear Wildcats..	16	12	72
Birmingham Steeldogs	16	13	72
Richmond Speed.....	16	14	82
Macon Knights.....	16	14	73
Tallahassee Thunder.	16	16	106
Wilkes Barre/Scrantn	16	16	110
Florida Firecats....	16	16	95
Bossier Battle Wings	16	18	109
Rochester Brigade...	16	19	91
Hawaii Islanders....	16	20	125
Tulsa Talons.....	16	23	123
Albany Conquest.....	16	24	37
Augusta Stallions...	16	25	140
Jacksonville Tomcats	16	25	158
Quad City Steamwhlrs	16	26	105
Pensacola Barracudas	16	27	175
Tennessee Vly Vipers	16	27	177
Memphis Xplorers....	16	28	132
Roanoke Steam.....	16	28	134
Wichita Stealth.....	16	28	206
Peoria Pirates.....	16	29	185
Fresno Frenzy.....	16	30	150
Columbus Wardogs....	16	30	210
Carolina Rhinos.....	16	31	162
Charleston Swamp Fox	16	31	205
New Haven Ninjas....	16	32	146
Greensboro Prowlers.	16	32	146
Mohegan Wolves.....	16	34	145
San Diego Riptide...	16	36	183
Bakersfield Blitz...	16	40	199
Norfolk Nighthawks..	16	43	228
Mobile Wizards.....	16	49	297
Louisville Fire.....	16	51	293

OPPONENT PENALTIES	G	No	Yds	Avg/G
New Haven Ninjas....	16	173	1264	79.0
Roanoke Steam.....	16	156	1248	78.0
Norfolk Nighthawks..	16	157	1247	77.9
Jacksonville Tomcats	16	149	1145	71.6
Columbus Wardogs....	16	151	1131	70.7
Greensboro Prowlers.	16	142	1131	70.7
Albany Conquest.....	16	143	1115	69.7
Louisville Fire.....	16	154	1106	69.1
Augusta Stallions...	16	144	1077	67.3
Mohegan Wolves.....	16	152	1068	66.8
Charleston Swamp Fox	16	133	1064	66.5
Carolina Rhinos.....	16	153	1062	66.4
Pensacola Barracudas	16	139	1032	64.5
Cape Fear Wildcats..	16	146	1007	62.9
Bossier Battle Wings	16	128	984	61.5
Wilkes Barre/Scrantn	16	141	982	61.4
Birmingham Steeldogs	16	139	936	58.5
Wichita Stealth.....	16	131	920	57.5
Rochester Brigade...	16	127	915	57.2
Mobile Wizards.....	16	125	900	56.2
Quad City Steamwhlrs	16	145	894	55.9
Florida Firecats....	16	131	877	54.8
Macon Knights.....	16	137	865	54.1
Fresno Frenzy.....	16	116	831	51.9
Richmond Speed.....	16	128	824	51.5
Tennessee Vly Vipers	16	124	800	50.0
Tallahassee Thunder.	16	127	799	49.9
Peoria Pirates.....	16	113	770	48.1
Arkansas Twisters...	16	123	764	47.8
Memphis Xplorers....	16	107	752	47.0
Bakersfield Blitz...	16	110	688	43.0
San Diego Riptide...	16	106	688	43.0
Tulsa Talons.....	16	106	676	42.2
Hawaii Islanders....	16	99	669	41.8

SCORING	Team	G	TD	XPT	FG	Pts
ALLNER, Mitch.....	TUL	16	42	14	0	266
GOOCH, Ira.....	QUA	16	37	4	0	226
PORTER, Mesiah.....	TAL	16	37	2	0	224
HILL, Corey.....	ALB	16	36	2	0	218
WEBB, Lamont.....	FRN	14	33	8	0	206
JOHNSON, Lennie....	ARK	16	34	2	0	206
TOWNSLEY, Jeff.....	RIC	14	34	0	0	204
BURNSIDE, Brandon...	MHG	16	33	4	0	202
ANTHONY, Chris.....	QUA	16	33	2	0	200
LAMB, Cainon.....	TAL	16	33	0	0	198

RECEPTIONS	Team	G	Rec	Yds	TD	Avg/C	Rec/G
HILL, Corey.....	ALB	16	161	1824	36	11.3	10.06
THEUS, Martino.....	ROC	16	160	1753	21	11.0	10.00
ALLNER, Mitch.....	TUL	16	128	1563	35	12.2	8.00
ANTHONY, Chris.....	QUA	16	125	1613	32	12.9	7.81
STEVENSON, Kevin....	BOS	16	117	1543	27	13.2	7.31
DUMAS, Tim.....	AUG	16	112	1357	27	12.1	7.00
CALLOWAY, Antoine...	GRE	16	111	1462	20	13.2	6.94
WOFFORD, Steve.....	BAK	14	107	1248	24	11.7	7.64
BURNSIDE, Brandon...	MHG	16	106	1567	30	14.8	6.62
CRAIG, Cornell.....	PEO	16	104	1445	28	13.9	6.50

SCORING (TDs)	Team	G	TD	Rush	Pass	Ret	PAT	Pts
ALLNER, Mitch.....	TUL	16	42	1	35	6	7	266
GOOCH, Ira.....	QUA	16	37	2	32	3	2	226
PORTER, Mesiah.....	TAL	16	37	22	13	2	1	224
HILL, Corey.....	ALB	16	36	0	36	0	1	218
JOHNSON, Lennie....	ARK	16	34	0	29	5	1	206
WEBB, Lamont.....	FRN	14	33	6	23	4	4	206
TOWNSLEY, Jeff.....	RIC	14	34	0	32	2	0	204
BURNSIDE, Brandon...	MHG	16	33	0	30	3	2	202
ANTHONY, Chris.....	QUA	16	33	0	32	1	1	200
LAMB, Cainon.....	TAL	16	33	1	31	1	0	198

RECEIVE YDS/GAME	Team	G	Rec	Yds	TD	Avg/C	Yds/G
HILL, Corey.....	ALB	16	161	1824	36	11.3	114.0
THEUS, Martino.....	ROC	16	160	1753	21	11.0	109.6
ANTHONY, Chris.....	QUA	16	125	1613	32	12.9	100.8
BURNSIDE, Brandon...	MHG	16	106	1567	30	14.8	97.9
ALLNER, Mitch.....	TUL	16	128	1563	35	12.2	97.7
STEVENSON, Kevin....	BOS	16	117	1543	27	13.2	96.4
GOOCH, Ira.....	QUA	16	100	1533	32	15.3	95.8
CALLOWAY, Antoine...	GRE	16	111	1462	20	13.2	91.4
TOWNSLEY, Jeff.....	RIC	14	91	1455	32	16.0	103.9
PAYTON, Anthony.....	LOU	16	102	1450	21	14.2	90.6

SCORING (KICK)							
Team	G	PATs	2PAT	FGs	4FG	Pts	
LATOURETTE, Todd....	TEN	16	77-97	0-0	20-41	0-0	137
GROSHELLE, Geoff....	RIC	16	94-110	0-0	11-32	0-2	127
KORNBLUE, Brand.....	FLO	16	57-77	0-0	22-51	0-0	123
GISPURT, Keith.....	AUG	16	84-98	0-0	8-33	0-0	108
DRENNAN, Chris.....	ALB	16	69-89	0-0	13-37	0-0	108
KIBBLE, Jimmy.....	WBS	15	68-80	0-0	13-42	0-0	107
KRAL, Gary.....	CPF	15	74-92	0-0	10-36	0-0	104
WILSON, Wesley.....	MAC	16	88-119	0-0	5-17	0-0	103
NORRIS, Mark.....	ARK	16	82-112	0-0	6-29	0-0	100
MCNEW, Matt.....	NOR	14	62-75	0-0	12-49	0-0	98

INTERCEPT/GAME					
Team	G	Int	Yds	TD	
SNELL, Kelly.....	TEN	16	15	89	0
DUPREE, Lincoln....	PEO	15	13	201	2
RAINEY, LaVar.....	AUG	16	11	116	0
JONES, J'Sharlon....	BAK	16	11	93	0
BROWN, Michael.....	CHA	16	11	35	0
BROWNER, Brent.....	QUA	8	10	100	1
HOLLINQUEST, Larry..	TUL	16	9	188	2
HOUGH, Marcelle....	JAC	7	9	108	2
BAILEY, Kenny.....	TEN	16	8	100	0
THOMPSON, Arkee....	CRL	10	8	74	0

PASS RATING									
Team	G	Att	Cmp	Int	Pct.	Yds	TD	Rat.	
PHEARS, Joe.....	TUL	12	124	75	2	60.5	1023	24	119.7
LOPEZ, Ron.....	WIC	9	305	194	7	63.6	2565	45	117.5
RAYBORN, John.....	MAC	13	428	281	11	65.7	3230	68	117.1
BUICH, Anthony.....	TUL	16	401	265	11	66.1	3004	64	116.5
ELLIOTT, Chad.....	BAK	15	510	323	12	63.3	3725	70	109.8
CHURCH, Walter.....	PEO	13	341	201	8	58.9	2545	50	109.2
KIRBY, Montressa....	BIR	16	435	260	16	59.8	3377	73	108.5
HEBERT, Ricky.....	ARK	16	492	300	20	61.0	3891	85	108.5
GAUNTT, Glen.....	AUG	16	519	306	16	59.0	3787	82	108.3
WALLACE, Chris.....	NOR	10	321	171	8	53.3	2529	50	107.9

KICK RETURNS						
Team	G	Ret	Yds	TD	Avg	
MASON, Norman.....	MAC	7	8	269	2	33.6
WARE, Jarrod.....	FLO	14	14	414	2	29.6
FORD, Walter.....	GRE	12	26	753	5	29.0
BROWN, Rodney.....	TEN	5	11	316	3	28.7
PULLEN, Lawrence....	JAC	15	45	1253	8	27.8
ALLNER, Mitch.....	TUL	16	37	982	6	26.5
GRAHAM, Marty.....	SDG	9	29	743	1	25.6
HARRIS, Terrance....	BIR	5	11	281	2	25.5
COOK, Billy.....	CHA	15	58	1477	5	25.5
TOWNSLEY, Jeff.....	RIC	14	34	842	2	24.8

RUSHING							
Team	G	Att	Yds	Avg	TD	Yds/G	
ARCENEAUX, Darnell..	HAW	16	94	439	4.7	26	27.4
POTEETE, Sherard....	BOS	16	113	405	3.6	24	25.3
SMALL, Darnell.....	ARK	16	79	370	4.7	20	23.1
D'ORAZIO, Matt.....	ROC	16	86	332	3.9	20	20.8
PERRY, Wilmont.....	CPF	12	48	295	6.1	12	24.6
KIRBY, Montressa....	BIR	16	64	273	4.3	14	17.1
PORTER, Mesiah.....	TAL	16	70	267	3.8	22	16.7
CHRISTOPHER, Ben....	CHA	16	53	241	4.5	14	15.1
VENA, Ryan.....	ALB	15	64	241	3.8	14	16.1
HARVEY, Kevin.....	RIC	15	51	236	4.6	11	15.7

MFG RETURNS						
Team	G	Ret	Yds	TD	Avg	
GOOCH, Ira.....	QUA	16	12	317	1	26.4
JOHNSON, Lennie....	ARK	16	8	190	1	23.8
COOK, Billy.....	CHA	15	12	281	0	23.4
PETTIS, Will.....	PEN	15	8	168	1	21.0
FIELDS, Kelly.....	TEN	13	15	305	0	20.3
WILLIAMS, Undre....	AUG	14	13	259	1	19.9
RUMPH, Jaquez.....	MAC	14	16	316	0	19.8
CAUSEY, Kenny.....	FLO	10	10	188	1	18.8
DUPREE, Lincoln....	PEO	15	11	201	1	18.3
PULLEN, Lawrence....	JAC	15	15	264	1	17.6

PASSING YARDS									
Team	G	Att	Cmp	Int	Pct.	Yds	TD Avg/G		
LOPEZ, Ron.....	WIC	9	305	194	7	63.6	2565	45	285.0
PETERSON, Charlie..	PEN	12	438	240	17	54.8	3172	64	264.3
WALLACE, Chris.....	NOR	10	321	171	8	53.3	2529	50	252.9
RAYBORN, John.....	MAC	13	428	281	11	65.7	3230	68	248.5
ELLIOTT, Chad.....	BAK	15	510	323	12	63.3	3725	70	248.3
HEBERT, Ricky.....	ARK	16	492	300	20	61.0	3891	85	243.2
LESTER, Tim.....	MEM	16	538	315	26	58.6	3817	65	238.6
GAUNTT, Glen.....	AUG	16	519	306	16	59.0	3787	82	236.7
POTEETE, Sherard....	BOS	16	517	310	18	60.0	3730	60	233.1
BEES, Bob.....	RIC	16	481	293	14	60.9	3650	64	228.1

ALL PURPOSE								
Team	G	Rush	Rev	FGR	KR	Yds	Avg/G	
GOOCH, Ira.....	QUA	16	46	1533	317	1576	3472	217.0
BURNSIDE, Brandon..	MHG	16	17	1567	311	1289	3184	199.0
HILL, Corey.....	ALB	16	3	1824	159	941	2927	182.9
ALLNER, Mitch.....	TUL	16	8	1563	140	982	2695	168.4
WEBB, Lamont.....	FRN	14	41	1053	96	1478	2668	190.6
STEVENSON, Kevin....	BOS	16	13	1543	146	879	2581	161.3
RUMPH, Jaquez.....	MAC	14	69	1114	316	949	2448	174.9
TOWNSLEY, Jeff.....	RIC	14	-18	1455	135	842	2421	172.9
PULLEN, Lawrence....	JAC	15	18	868	264	1253	2403	160.2
JOHNSON, Lennie....	ARK	16	10	1129	190	963	2363	147.7

TOTAL OFFENSE							
Team	G	Rush	Pass	Plays	Total	Yds/G	
POTEETE, Sherard....	BOS	16	405	3730	630	4135	258.4
HEBERT, Ricky.....	ARK	16	19	3891	503	3910	244.4
GAUNTT, Glen.....	AUG	16	62	3787	557	3849	240.6
LESTER, Tim.....	MEM	16	13	3817	567	3830	239.4
ELLIOTT, Chad.....	BAK	15	23	3725	531	3748	249.9
D'ORAZIO, Matt.....	ROC	16	332	3372	608	3704	231.5
BEES, Bob.....	RIC	16	16	3650	509	3666	229.1
KIRBY, Montressa....	BIR	16	273	3377	499	3650	228.1
ARCENEAUX, Darnell..	HAW	16	439	3100	592	3539	221.2
CLAUNCH, Kane.....	SDG	16	108	3297	452	3405	212.8

FIELD GOALS						
Team	G	FG-ATT	Pct.	4FG-ATT	Pct.	
KORNBLUE, Brand....	FLO	16	22-51	43.1	0-0	0.0
LATOURETTE, Todd....	TEN	16	20-41	48.8	0-0	0.0
JONES, Josh.....	ROA	14	18-54	33.3	0-0	0.0
DRENNAN, Chris.....	ALB	16	13-37	35.1	0-0	0.0
KIBBLE, Jimmy.....	WBS	15	13-42	31.0	0-0	0.0
ADAMS, Dave.....	PEN	13	12-32	37.5	0-0	0.0
BAKER, Jon.....	BAK	10	12-37	32.4	0-0	0.0
MCNEW, Matt.....	NOR	14	12-49	24.5	0-0	0.0
HUGGINS, Jake.....	HAW	11	11-31	35.5	0-0	0.0
GROSHELLE, Geoff....	RIC	16	11-32	34.4	0-2	0.0

PAT KICKING						
Team	G	PATs	Pct.	2-PATs	Pct.	
GROSHELLE, Geoff....	RIC	16	94-110	85.5	0-0	0.0
WILSON, Wesley.....	MAC	16	88-119	73.9	0-0	0.0
GISPURT, Keith.....	AUG	16	84-98	85.7	0-0	0.0
DODSON, Tony.....	TUL	16	83-102	81.4	0-0	0.0
NORRIS, Mark.....	ARK	16	82-112	73.2	0-0	0.0
LATOURETTE, Todd....	TEN	16	77-97	79.4	0-0	0.0
KRAL, Gary.....	CPF	15	74-92	80.4	0-0	0.0
DRENNAN, Chris.....	ALB	16	69-89	77.5	0-0	0.0
KIBBLE, Jimmy.....	WBS	15	68-80	85.0	0-0	0.0
MCNEW, Matt.....	NOR	14	62-75	82.7	0-0	0.0

FUMBLER FORCED		
Player	Team	Num
BURT, E.J.....	CPF	9
SMALLS, Denario	MAC	6
HOUSTON, Alex..	ALB	5
CURTIS, Rico...	SDG	4
SUMMERS, Mike..	LOU	4
BROWNER, Brent.	QUA	4
MADISON, Sydney.	TAL	4
FULLER, Andy...	TEN	4
YEARWOOD, Julia	BAK	4
RICHARDSON, Dam	NHV	4
SLEDGE, Rodney.	RIC	4
TAYLOR, Greg...	ARK	4
BOURIS, Eric...	NHV	4
DINGLE, Antonio	ROC	4
JETER, Curtis..	TEN	4

FUMBLER RCVD		
Player	Team	Num
YEARWOOD, Julia	BAK	5
LAMONDA, Zack..	SDG	4
WHITE, Jose...	ROA	4
MEYER, Robert..	PEO	4
PERRY, TJ.....	MOB	4
TONEY, Jermaine	GRE	4
PORTER, Mesiah.	TAL	4
BANKS, Dominic.	NOR	4
PAOGOPIE, Chris	HAW	4
BENTON, Magic..	FLO	4
RICKERSON, Kent	CPF	4
RAINEY, LaVar..	AUG	4
ALLEN, Jesse...	MEM	4
CURTIS, Rico...	SDG	3
SMALLS, Denario	MAC	3
DIXON, Anthony.	FLO	3

TACKLES FOR LOSS		
Player	Team	Num
BURT, E.J.....	CPF	19.0
HOUSTON, Alex..	ALB	10.0
WIGGINS, Abdull	ROA	8.5
VINSON, Preston	CHA	8.5
COGELL, Jeff...	MHG	8.0
MCLAURIN, Carlo	MHG	7.5
FISCHER, Comone	TAL	7.0
SLEDGE, Rodney.	RIC	7.0
BERG, Brian....	SDG	7.0
JOHNSON, Eric..	PEO	6.5
MADISON, Sydney.	TAL	6.5
PELA, Ufuoma...	CHA	6.5
FIELD, Chris...	RIC	6.5
DINGLE, Antonio	ROC	6.5
TURNER, Jerry..	BIR	6.0

PASSES DEFENDED	Team	Brup	Int	Total
PETTIS, Will.....	PEN	34	9	43
HOLLINQUEST, Larry..	TUL	34	9	43
JONES, J'Sharlon...	BAK	31	11	42
WASHINGTON, Desmond.	NOR	41	1	42
SNELL, Kelly.....	TEN	24	15	39
RAINEY, LaVar.....	AUG	26	11	37
ROBINSON, Cedric....	BOS	29	7	36
RICKERSON, Kenton...	CPF	28	8	36
THOMPSON, Arkee.....	CRL	24	9	33
HASLIP, Kenny.....	SDG	30	2	32
BROWNER, Brent.....	QUA	21	10	31
ROBINSON, Antwa.....	NOR	27	3	30
DUPREE, Lincoln.....	PEO	17	13	30
SORRELL, Quincy.....	FLO	26	4	30
BAILEY, Kenny.....	TEN	18	8	26

TACKLES

Player	Team	G	UA	A	Total	Sacks
CURTIS, Rico...	SDG	16	90	62	121.0	0.0
TONEY, Jermaine	GRE	14	81	37	99.5	0.0
MCLAURIN, Carlo	MHG	16	74	36	92.0	0.0
HOLLINQUEST, La	TUL	16	75	29	89.5	0.0
BAILEY, Kenny...	TEN	16	69	38	88.0	0.0
PRAYER, Rodrick	WBS	16	75	22	86.0	0.0
ROBINSON, Cedri	BOS	16	76	16	84.0	0.0
PHIFER, Hiawath	QUA	16	69	29	83.5	0.0
PERRY, TJ.....	MOB	16	62	37	80.5	0.0
DUPREE, Lincoln	PEO	15	68	25	80.5	0.0
JONES, J'Sharlo	BAK	16	70	17	78.5	0.0
RICKERSON, Kent	CPF	15	62	30	77.0	0.0
STABLER, Roy...	FLO	14	53	47	76.5	0.0
TINSON, Brandon	ALB	16	63	25	75.5	0.0
WEST, Frank....	PEO	13	66	14	73.0	0.0
SNELL, Kelly...	TEN	16	62	18	71.0	0.0
ATKINSON, Itis.	TUL	13	61	18	70.0	0.0
RAINEY, LaVar...	AUG	16	56	26	69.0	0.0
SMALLS, Denario	MAC	16	56	20	66.0	0.0
SORRELL, Quincy	FLO	16	50	31	65.5	0.0
RICHARDSON, Dam	NHV	12	61	9	65.5	0.0
BAILEY, Bruce..	ARK	16	39	51	64.5	0.0
FEAGIN, Michael	BIR	16	53	21	63.5	0.0
DYSON, Patrick.	PEN	14	50	26	63.0	0.0
BAYNE, Chris...	FRN	14	49	26	62.0	0.0
JONES, Tim.....	RIC	14	44	35	61.5	2.0
MYLES, Delvin..	BAK	14	53	15	60.5	0.0
DAVIS, Elton...	MAC	16	54	13	60.5	0.0
BAKER, Henry...	ALB	15	49	21	59.5	0.0
HARRIS, Shedric	COL	14	48	21	58.5	0.0
BROWN, Michael.	CHA	16	39	38	58.0	0.0
SPENCER, Vonkel	ROC	15	47	20	57.0	0.0
SPANN, Keith...	MEM	16	47	18	56.0	0.0
SUMMERS, Mike..	LOU	10	42	28	56.0	0.0
HARVEY, Kevin..	RIC	15	49	13	55.5	0.0
LASTER, Tyrone.	RIC	11	38	35	55.5	0.0
O'NEAL, Heron..	MHG	16	41	28	55.0	0.0
SQUARE, Ed.....	ARK	11	41	27	54.5	0.0
JOHNSON, Lennie	ARK	16	42	25	54.5	0.0
PORTER, Mesiah.	TAL	16	37	33	53.5	1.0
HILL, Kenny....	PEN	9	45	16	53.0	0.0
HALL, Robert...	WIC	15	41	24	53.0	0.0
CLEVELAND, Kevi	TAL	13	40	25	52.5	0.0
FIX, Aaron.....	ROC	15	45	15	52.5	0.0
MCCANTS, Claren	CHA	15	40	25	52.5	0.0
THIGPEN, Eric..	QUA	11	35	34	52.0	0.0
QUAZZO, Michael	ALB	15	42	20	52.0	0.0
SKAINS, Dennis.	MOB	16	42	19	51.5	0.0
ELLISON, Darius	WBS	15	42	19	51.5	0.0
CLARKE, Jay....	NOR	16	38	27	51.5	0.5
CLARK, Corey...	ROA	10	41	21	51.5	0.0
JOHNSON, Chris.	AUG	16	35	32	51.0	1.0
MONIBA, Clarenc	CPF	13	41	20	51.0	0.0
WASHINGTON, Des	NOR	14	37	25	49.5	0.0
COMER, Anthony.	NHV	16	43	13	49.5	0.0
LACY, Darnell..	FRN	15	34	30	49.0	0.0
COOK, Billy....	CHA	15	34	29	48.5	0.0
NEAL, Tramaine.	MAC	15	40	16	48.0	0.0
BADON, Adesola.	TAL	13	41	12	47.0	0.0
ABDUL-RAHIM, Aa	SDG	15	31	32	47.0	0.0

SACKS

Player	Team	G	UA	A	Total
BURT, E.J.....	CPF	16	25	5	27.5
HENDERSON, Brya	WIC	16	15	2	16.0
TAYLOR, Greg...	ARK	16	13	1	13.5
JOHNSON, Tyronn	TAL	16	11	5	13.5
BOUIE, Kenneth.	PEO	16	11	2	12.0
FISCHER, Comone	TAL	16	10	4	12.0
JOHNSON, Eric..	PEO	11	11	2	12.0
TRENTADUE, Fran	QUA	16	11	1	11.5
HOUSTON, Alex..	ALB	16	11	1	11.5
VINSON, Preston	CHA	15	10	1	10.5
CUTHERBERT, Ryan.	SDG	14	10	1	10.5
MCGILL, Tim....	QUA	13	9	2	10.0
DINGLE, Antonio	ROC	13	8	3	9.5
MADISON, Sydney.	TAL	15	8	2	9.0
SLEDGE, Rodney.	RIC	16	8	0	8.0
COGELL, Jeff...	MHG	16	7	1	7.5
PHILLIPS, Eugen	TEN	16	6	3	7.5
TURNER, Jerry..	BIR	10	7	1	7.5
WIGGINS, Abdull	ROA	16	6	3	7.5
BORCHERS, Bill.	MEM	12	6	2	7.0
LEUNG'WAI, Rick	BAK	15	6	2	7.0
FULLER, Andy...	TEN	14	6	0	6.0
BYRD, Cedric...	TAL	16	5	1	5.5
YOUNG, Glenn...	ROA	12	5	1	5.5
HOLLOMAN, Cliff	TUL	12	5	0	5.0
SHELTON, Walter	RIC	15	5	0	5.0
PUA'AULI, Sefa.	CPF	13	3	4	5.0
WHITE, Jose....	ROA	11	5	0	5.0
DAWSON, James..	LOU	14	4	2	5.0
WILLIAMS, Clare	AUG	13	4	2	5.0
HEARD, Patrick.	RIC	15	5	0	5.0
DRUCKER, Noah..	BAK	17	3	4	5.0
STEPHENS, Henry	TUL	14	4	1	4.5
YEARWOOD, Julia	BAK	15	4	1	4.5
VITTENGL, Matt.	ALB	15	4	1	4.5
HOPKINS, Clay..	BOS	11	4	1	4.5
BURKS, Federick	ARK	8	4	1	4.5
FIELD, Chris...	RIC	15	4	1	4.5
ROBISKIE, Verno	ARK	10	4	1	4.5
BHATTI, Ahmad..	FRN	13	4	1	4.5
FRAZIER, Kelvin	AUG	12	4	0	4.0
SHABAZZ-WIGGINS	NOR	13	2	4	4.0
CLEARY, Anthony	ROC	15	3	2	4.0
BERG, Brian....	SDG	14	4	0	4.0
LITTLE, Chuck..	COL	12	4	0	4.0
STEPHENS, Wes..	TEN	9	4	0	4.0
SMALL, Darnell.	ARK	16	4	0	4.0
CRATIC, John...	AUG	11	3	2	4.0
SLAPPEY, Andre.	MAC	11	3	2	4.0
WALKER, Raheem.	GRE	14	3	2	4.0
RAMER, Lance...	ROC	13	4	0	4.0
CRECION, Gabrie	BAK	15	3	2	4.0
FROST, Johnny..	FLO	12	3	2	4.0
MENSCH, Blaine.	AUG	13	4	0	4.0
MCKENZIE, Antho	FLO	13	3	1	3.5
SMITH, Corey...	MAC	13	3	1	3.5
HARLEY, Fred...	FLO	7	3	1	3.5
ODOM, Ivan....	BOS	12	3	1	3.5
MITTS, Glen....	AUG	16	3	1	3.5
TAYLOR, Kerry..	NHV	12	3	1	3.5

ArenaCup Championship Recaps

ArenaCup I: Quad City 68, Tennessee Valley 59

August 10, 2000 – The Mark; Moline, Illinois

MVP: Shon King, QC

IRONMAN: Xavier Patterson, QC

MOLINE, IL -- Xavier Patterson' 37-yard touchdown reception from Billy Dicken just more than two minutes into the fourth quarter gave Quad City a 61-59 lead and proved to be the winning score for the Steamwheelers.

Shon King gave Quad City a 14-0 lead in the first quarter on a 54-yard kickoff return just nine seconds into the game and a 29-yard pass from Dicken. Quad City pushed its lead to 27-14 on King's 32-yard reception early in the third quarter after two scoring strikes from Tennessee Valley QB Bryan Snyder. But the Vipers rallied to take a 45-41 lead early in the third quarter after Bobby Washington's 34-yard reception and a 1-yard plunge by Snyder. Ten seconds later, Tennessee Valley took a 52-41 lead when Quad City fumbled the ensuing kickoff, which was recovered for the score. But Quad City's King turned the game around with a 57-yard kickoff return for a score followed by a 53-yard missed field goal return for a score to give the Steamwheelers a 55-52 lead.

A 16-yard reception by Washington with 20 seconds left in the third quarter gave Tennessee Valley its final lead of the game at 59-55. King ended the game with 338 all-purpose yards (174 kickoff return, 53 missed field return, 111 receiving) and five touchdowns en route to Game MVP honors.

Scoring Summary:

Qtr	Time	Play	Score
1st	14:51	King 54yd kickoff return – PAT good	00-07
	10:49	King 29yd pass (Dicken) PAT good	00-14
	06:29	Bonner 11yd pass (Snyder) PAT good	07-14
	03:45	Patterson 3yd run – PAT good	07-21
	00:25	Thomas 15yd pass (Snyder) PAT good	14-21
2nd	13:50	King 32yd pass (Dicken) PAT failed	14-27
	09:48	Washington 3yd pass (Snyder) PAT good	21-27
	07:28	Dicken 1yd run – PAT good	21-34
	04:55	Fields 25yd pass (Snyder) PAT good	28-34
	03:00	Patterson 12yd pass (Dicken) PAT good	28-41
3rd	00:04	Proctor 18yd field goal	31-41
	13:12	Washington 34yd pass (Snyder) PAT good	38-41
	11:14	Snyder 1yd run – PAT good	45-41
	11:04	Bonner 0yd net recovery – PAT good	52-41
	10:22	King 57yd kickoff return – PAT good	52-48
	05:46	King 53yd missed field goal return – PAT good	52-55
	00:22	Washington 16yd pass (Snyder) PAT good	59-55
4th	12:55	Patterson 37yd pass (Dicken) PAT good	59-61
	00:58	Dicken 1yd run – PAT good	59-68

Score by Quarters	1	2	3	4	Final
Tennessee Valley	14	17	28	0	59
Quad City	21	20	14	13	68

Team Stats	Tennessee Valley	Quad City
1st Downs	23	10
Rushs -yards	5-2	6-11
Passing yards	357	231
Passes Att-Comp-Int	51-32-1	18-14-1
Total Offensive Plays-yards	59-359	24-242
Kickoff Returns -Yards	7-87	8-257
Interception Returns -Yards	1-2	1-6
Fumbles -Lost	1-0	1-1
Penalties -Yards	2-11	8-34
Time of Possession	40:27	19:33
3rd Down Conversions	6/10	2/2
Sacks By: Number-Yards	0-0	3-22

Individual Leaders	Tennessee Valley	Quad City
Passing:	Snyder: 32-50-379-6-1 Thomas: 0-1-0-0-0	Dicken: 14-18-231-4-1
Receiving:	Fields: 10-114-1 Washington: 7-115-3 Kendall: 6-59-0 Thomas: 5-58-1 Bonner: 3-33-1	King: 6-111-2 Hvistendahl: 4-60 Patterson: 2-49-2 Williams: 1-7-0 Carter: 1-4-0
Rushing:	Rogers: 1-2-0 James: 1-1-0 Synder: 3-(-1)-1	Van Wetzinga: 2-5-0 Patterson: 1-3-0 Dicken: 3-3-2 King: 4-174-2
KO Returns:	Fields: 6-82-0 Washington: 1-5-0	Patterson: 4-83-0 King: 1-53-1
MFG Returns:	None	Thompson: 1-6
INT Returns:	Bonner: 1-2-0	Ward: 1-5
Sacks:	None	Brown: 1-0 Van Wetzinga: 0.5 Coe: 8 Thompson: 7
Tackles:	Knott: 9 Brown: 3	

ArenaCup II: Quad City 55, Richmond 51

August 10, 2001 – The Mark; Moline, Illinois

MVP: Jay McDonagh, QC

IRONMAN: Scott Hvistendahl, QC

MOLINE, IL -- Neither team record back-to-back scores as there were 16 lead changes, including WR/LB Scott Hvistendahl's 3-yard championship-winning touchdown catch from QB Jay McDonagh with 10 seconds left to play to give the Quad City Steamwheelers their second consecutive af2 championship.

With 1:22 remaining, Richmond WR/DB Kevin Harvey scored on a 13-yard strike from QB Bob Bees to give the Speed a 51-48 lead. But Richmond left too much time on the clock for the defending ArenaCup champions.

On Quad City's ensuing possession after the Speed's final score, the Steamwheelers took over on their 18-yard line and QB Jay McDonagh, the championship's MVP, promptly connected with OS Craig Cole for a 15-yard gain. McDonagh then hit Hvistendahl, named the game's IRONMAN, for receptions of six and seven yards before the 6-foot-3, 335-pound Jamarr Ward managed just 1 yard on a carry on the next play.

With 14 seconds on the clock, Quad City called a timeout and organized a play for Patterson, but Hvistendahl broke open across the backline and reeled in the championship-winning reception.

McDonagh had a game-high 280 yards passing on 28-of-35 passing with no interceptions and three touchdowns. Richmond's Bees had 270 yards on 26-of-37 passing with one interception and five touchdowns.

Scoring Summary:

Qtr	Time	Play	Score
1st	08:54	Groshelle 32yd field goal	03-00
	05:41	McDonagh 1yd run – PAT good	03-07
	02:18	Harvey 1yd run - PAT blocked	09-07
2nd	11:42	Ward 4yd run – PAT good	09-14
	07:45	Williams 10yd pass (Bees) - PAT failed	15-14
	06:33	Robinson 45yd pass (McDonagh) PAT good	15-21
	02:30	Williams 16yd pass (Bees) – PAT good	22-21
	00:27	Carter 8yd run – PAT good	22-28
3rd	00:02	Harvey 16yd pass (Bees) – PAT good	29-28
	13:47	Wilkinson 29yd pass (McDonagh) – PAT good	29-35
	04:22	Townley 21yd pass (Bees) – PAT good	36-35
	13:35	McDonagh 2yd run – PAT failed	36-41
4th	07:50	Harvey 2yd run – Miles 2pt rush	44-41
	03:44	Robinson 2yd run 0 PAT good	44-48
	01:22	Harvey 13yd pass (Bees) – PAT good	51-48
	00:10	Hvistendahl 3 yd pass (McDonagh) – PAT good	51-55

Score by Quarters	1	2	3	4	Final
Richmond	9	20	7	15	51
Quad City	7	21	7	20	55

Team Stats	Richmond	Quad City
1st Downs	21	17
Rushs -yards	5-7	8-26
Passing yards	253	280
Passes Att-Comp-Int	37-26-1	35-28-0
Total Offensive Plays-yards	44-260	43-306
Kickoff Returns -Yards	8-165	8-166
Interception Returns -Yards	0-0	1-21
Fumbles -Lost	0-0	1-1
Penalties -Yards	7-39	10-54
Time of Possession	32:56	27:04
3rd Down Conversions	5 of 7	3 of 5
Sacks By: Number-Yards	0-0	2-17

Individual Leaders	Richmond	Quad City
Passing:	Bees: 26/37-270-5-1	McDonagh: 28/35-280-3-0
Receiving:	Williams: 11-116-2 Harvey: 9-86-2 Jones: 3-30-0	Cole: 9-93-0 Hvistendahl: 6-47-1 Robinson: 4-64-1 Carter: 2-12-1 Ward: 2-5-1
Rushing:	Harvey: 2-3-2 Williams: 1-4-0 Bees: 2-0-0	McDonagh: 2-3-2 Patterson: 3-71-0
KO Returns:	Williams: 5-109-0	None
MFG Returns:	None	None
INT Returns:	None	Thompson: 1-21-0
Sacks:	None	Smith/Fourdyce: 1 each
Tackles:	Laster: 9 Moore: 6	Thompson: 9 McClendon: 6