

GWINNETT STRIPERS



RONALD ACUÑA JR.  
2018 NATIONAL LEAGUE  
ROOKIE OF THE YEAR

# 2019 MEDIA GUIDE



A

TRIPLE-A AFFILIATE OF THE ATLANTA BRAVES



13

IN MEMORY OF COACH

*José Mota*

*1965-2018*

# TABLE OF CONTENTS

## TEAM INFORMATION

|                                     |     |
|-------------------------------------|-----|
| The Story Behind the Stripers ..... | 2   |
| Contact Info .....                  | 3   |
| Front Office Staff .....            | 3-4 |
| Coolray Field .....                 | 5-6 |

## STAFF & PLAYERS

|                               |       |
|-------------------------------|-------|
| Manager Damon Berryhill ..... | 8     |
| Field Staff .....             | 9-12  |
| Allard, Kolby .....           | 13-14 |
| Anderson, Ian .....           | 15    |
| Aro, Jonathan .....           | 16    |
| Blanco, Andres .....          | 17-18 |
| Burrows, Thomas .....         | 19    |
| Clouse, Corbin .....          | 20    |
| Creasy, Jason .....           | 21    |
| Dayton, Grant .....           | 22    |
| De Paula, Jose Rafael .....   | 23    |
| Demeritte, Travis .....       | 24    |
| Didder, Ray-Patrick .....     | 25    |
| Dirks, Caleb .....            | 26    |
| Florimon, Pedro .....         | 27-28 |
| Fried, Max .....              | 29-30 |
| Giardina, Sal .....           | 31    |
| Gohara, Luiz .....            | 32-33 |
| Graham, Josh .....            | 34    |
| Harrison, Jordan .....        | 35    |
| Hursh, Jason .....            | 36    |
| Jackson, Alex .....           | 37    |
| Johnstone, Connor .....       | 38    |
| Kazmar Jr., Sean .....        | 39-40 |
| Kennedy, Jon .....            | 41    |
| LaMarre, Ryan .....           | 42-43 |
| Leyva, Elian .....            | 44    |
| Lopez, Raffy .....            | 45    |
| Mader, Michael .....          | 46    |
| Marte, Luis .....             | 47    |
| Morales, Jonathan .....       | 48    |
| Muller, Kyle .....            | 49    |
| Ortega, Rafael .....          | 50-51 |
| Pache, Cristian .....         | 52    |
| Parsons, Wes .....            | 53-54 |
| Pfeifer, Philip .....         | 55    |
| Riley, Austin .....           | 56-57 |
| Rowen, Ben .....              | 58    |
| Santiago, Andres .....        | 59    |
| Sobotka, Chad .....           | 60    |
| Soroka, Mike .....            | 61-62 |
| Toussaint, Touki .....        | 63-64 |
| Unroe, Riley .....            | 65    |
| Walker, Jeremy .....          | 66    |
| Webb, Jacob .....             | 67    |
| Weigel, Patrick .....         | 68    |
| Wentz, Joey .....             | 69    |
| Wilkins, Andy .....           | 70-71 |
| Wilson, Bryse .....           | 72    |
| Wright, Kyle .....            | 73    |
| Ynoa, Huascar .....           | 74    |

## 2018 IN REVIEW

|   |       |
|---|-------|
| International League Wrap-Up .....      | 76-78 |
| Final Gwinnett Statistics .....         | 79-80 |
| Season Highs & Lows: Team .....         | 81    |
| Season Highs & Lows: Individual .....   | 82    |
| Record & Monthly Breakdown .....        | 83    |
| Team Hitting & Pitching Breakdown ..... | 84-86 |
| Transactions .....                      | 87-89 |
| Game-by-Game Results .....              | 89-91 |
| 2018 Award Winners .....                | 92    |

## TEAM HISTORY

|                                     |         |
|-------------------------------------|---------|
| Atlanta Crackers .....              | 94      |
| Richmond & Gwinnett Results .....   | 95      |
| First & Last Time it Happened ..... | 96      |
| Single-Game Records .....           | 97-99   |
| Single-Season Highs & Lows .....    | 100     |
| Single-Season Top 10's .....        | 101-102 |
| Individual Career Leaders .....     | 103-104 |
| Year-by-Year Hitting .....          | 105-106 |
| Year-by-Year Pitching .....         | 106-108 |
| Year-by-Year Fielding .....         | 108-109 |
| Opening Day Lineups .....           | 109-111 |
| All-Time Roster .....               | 111-114 |
| All-Time Coaches .....              | 114     |
| Retired Numbers .....               | 114     |
| Award Winners .....                 | 115-117 |
| From Gwinnett to "The Show" .....   | 118     |

## THE INTERNATIONAL LEAGUE

|                        |         |
|------------------------|---------|
| IL Overview .....      | 120-122 |
| IL Award Winners ..... | 123     |
| IL Hall of Fame .....  | 124     |
| IL Opponents .....     | 125-137 |
| 2019 IL Umpires .....  | 138     |

## ATLANTA BRAVES ORGANIZATION

|   |         |
|---|---------|
| Organization Overview .....             | 140-141 |
| 2019 Atlanta Braves 40-Man Roster ..... | 142     |
| Atlanta Braves .....                    | 143     |
| Mississippi Braves .....                | 144     |
| Florida Fire Frogs .....                | 145     |
| Rome Braves .....                       | 146     |
| Danville Braves .....                   | 147     |
| GCL Braves .....                        | 148     |
| DSL Braves .....                        | 149     |
| Ranking the Braves Organization .....   | 150     |

## MEDIA INFORMATION

|                                       |            |
|---------------------------------------|------------|
| Broadcast/Media Relations Staff ..... | 152        |
| Stripers on Social Media .....        | 152        |
| 2019 Media Regulations .....          | 153        |
| Pre-Game Schedule .....               | 153        |
| Xolos de Gwinnett .....               | 154        |
| Media Contact Information .....       | 154        |
| 2019 Schedule .....                   | Back Cover |

## MEDIA GUIDE PRODUCTION STAFF

|  |  |
|--|--|
| Managing Editor, Layout and Design ..... | Dave Lezotte   |
| Research .....                           | Dave Lezotte, Dan Reiner, Peter Brooks   |
| Front/Back Cover Design .....            | Nick Gosen (Cover Image: Karl L. Moore)  |
| Printing .....                           | Rich Printing, Inc.  |
| Special Thanks .....                     | Atlanta Braves Public Relations Staff, International League PR/Media Directors,<br>MLB Advanced Media, National Baseball Hall of Fame, Gwinnett Stripers Photography Staff |

Entire contents © 2019 Gwinnett Stripers Baseball Club. All Rights Reserved.

The Official Media Guide of the 2019 Gwinnett Stripers is printed under permission of Gwinnett Stripers Baseball Club. Reproduction in part or whole in any form without the express written permission of the Gwinnett Stripers Baseball Club is strictly prohibited.

## THE STORY BEHIND THE STRIPERS



**Pictured:** Manager Damon Berryhill (left) and the Gwinnett Stripers donned their new pinstriped home jerseys for the first time on April 12, 2018. (Bernie Connelly)

On December 8, 2017, the Gwinnett Baseball Club unveiled its new name, logos and uniforms to the public. Following nine seasons as the Gwinnett Braves, the Triple-A International League team announced it would now be known as the Gwinnett Stripers.

The Stripers are the very first unique team identity for an Atlanta Braves-owned Minor League Baseball franchise. The name honors the outdoor traditions of Gwinnett County, including year-round striped bass fishing on nearby Lake Lanier.

The Stripers name was chosen following a six-month creative process that included input from the Atlanta Braves, sports marketing firm Brandiose, and submissions from the fans. A total of 4,024 submissions and over 900 different names were sent in by fans during a "Name the Team" contest in May 2017, and a selection committee narrowed the entries down to six finalists in July 2017: Big Mouths, Buttons, Gobblers, Hush Puppies, Lambchops and Sweet Teas.

With help from a public online vote, the selection committee initially decided on Big Mouths. In the process of developing the logos and uniforms, however, it was determined that the Big Mouths moniker was not fitting with the ultimate vision of the team. Further discussion and development resulted in a change to the Stripers, a name that was included in the fan submissions but was not one of the six finalists.

With Big Mouths and Stripers both considered winners of the "Name the Team" contest, and each name submitted by multiple fans, the team randomly selected one fan from each group to receive two 2018 season tickets. Patrick Kelly of Decatur, GA (Big Mouths) and Jay Andrews of Sugar Hill, GA (Stripers) were each selected.

The Stripers logos are both fresh and traditional, featuring the team's new main color of "Striper Green" paired alongside the familiar Braves Navy and Red. The Stripers are the first professional sports team to use this color combination.







**GWINNETT STRIPERS - TRIPLE-A AFFILIATE OF THE ATLANTA BRAVES**

|                                  |  |
|----------------------------------|--|
| Telephone (Main Directory) ..... | 678.277.0300                               |
| Telephone (Tickets) .....        | 678.277.0340                               |
| Fax .....                        | 678.277.0338                               |
| Web Site .....                   | www.gostripers.com                         |
| E-Mail .....                     | stripersinfo@braves.com                    |
| Mailing Address .....            | P.O. Box 490310, Lawrenceville, GA 30049   |
| Shipping/GPS Address .....       | 2500 Buford Drive, Lawrenceville, GA 30043 |

**FRONT OFFICE STAFF**

|   |                     |                                |
|---|---------------------|--------------------------------|
| Vice President and General Manager            | Adam English        | adam.english@braves.com        |
| Assistant General Manager                     | Erin O'Donnell      | erin.odonnell@braves.com       |
| Office Manager                                | Tyra Williams       | tyra.williams@braves.com       |
| Corporate Partnerships Account Representative | Gabe Rendon         | gabe.rendon@braves.com         |
| Partnership Services Coordinator              | Hannah Craig        | hannah.craig@braves.com        |
| Ticket Sales Manager                          | Jerry Pennington    | jerry.pennington@braves.com    |
| Account Executive                             | Jordan Bradford     | jordan.bradford@braves.com     |
| Account Executive                             | Kathryn Hullett     | kathryn.hullett@braves.com     |
| Account Executive                             | Ryan Logan          | ryan.logan@braves.com          |
| Account Executive                             | Zach Mandelblatt    | zachary.mandelblatt@braves.com |
| Account Executive                             | Dylan Powers        | dylan.powers@braves.com        |
| Account Executive                             | Taylor Roach        | taylor.roach@braves.com        |
| Account Executive                             | Katie Soraghan      | katie.soraghan@braves.com      |
| Ticket Operations Coordinator                 | Elizabeth Brooks    | elizabeth.brooks@braves.com    |
| Media Relations Manager                       | Dave Lezotte        | dave.lezotte@braves.com        |
| Social Media Coordinator                      | Anastasia Meenach   | anastasia.meenach@braves.com   |
| Community Relations Coordinator               | Kelly Watrous       | kelly.watrous@braves.com       |
| Creative Services Coordinator                 | Nick Gosen          | nick.gosen@braves.com          |
| Director of Stadium Operations                | Ryan Stoltenberg    | ryan.stoltenberg@braves.com    |
| Stadium Operations Coordinator                | Rick Fultz          | rick.fultz@braves.com          |
| Facilities Engineer                           | Gary Hoopaugh       | gary.hoopaugh@braves.com       |
| Sports Turf Manager                           | McClain Murphy      | mcclain.murphy@braves.com      |
| Sports Turf Assistant                         | Glen Blackwell      | glen.blackwell@braves.com      |
| Team Store Merchandise Coordinator            | Taryn Taylor        | taryn.taylor@braves.com        |
| Home Clubhouse Manager                        | Nick Dixon          | nick.dixon@braves.com          |
| Radio Broadcaster                             | Tony Schiavone      |                                |
| Corporate Partnerships Trainee                | Nabih "Nino" Dandan | nabih.dandan@braves.com        |
| Ticket Sales Trainee                          | Matthew Geiger      | matthew.geiger@braves.com      |
| Ticket Sales Trainee                          | Andrew Graus        | andrew.graus@braves.com        |
| Ticket Operations Trainee                     | James Hicks         | james.hicks@braves.com         |
| Media Relations Trainee                       | Peter Brooks        | peter.brooks@braves.com        |
| Social Media Trainee                          | Morgan Shiver       | morgan.shiver@braves.com       |
| Game Production Trainee                       | John Bickel         | john.bickel@braves.com         |
| Stadium Operations Trainee                    | Andy Burke          | andrew.burke@braves.com        |
| Stadium Operations Trainee                    | Corey McFarland     | corey.mcfarland@braves.com     |
| Street Team Trainee                           | Matt Intili         | matthew.intili@braves.com      |
| Street Team Trainee                           | Haiden Widener      | haiden.widener@braves.com      |
| Mascot Performer                              | Jacob Mosella       | jacob.mosella@braves.com       |

**PROFESSIONAL SPORTS CATERING STAFF**

|                                  |                    |                                   |
|----------------------------------|--------------------|-----------------------------------|
| Director of Operations           | Craig Phillips     | cphillips@prosports catering.com  |
| Assistant Director of Operations | Chiara Perkins     | cperkins@prosports catering.com   |
| Executive Chef                   | Fabian Torres      | ftorres@prosports catering.com    |
| Catering Coordinator             | Brittany Hutchison | bhutchison@prosports catering.com |



## ADAM ENGLISH - VICE PRESIDENT & GENERAL MANAGER

Adam English enters his first season as the Vice President and General Manager for the Gwinnett Stripers in 2019. He was named to the position in November of 2018. This year will be his 15th in professional baseball.

English joined the Stripers following six seasons leading the ticket sales department for the Sacramento River Cats (Triple-A, San Francisco Giants). Hired as Sacramento's Director of Ticket Sales in 2013, he advanced to Senior Director of Ticket Sales and Service in 2015 and spent the last two seasons as the Vice President of Ticket Sales and Service.

During his tenure, the River Cats drew 3,598,210 fans to Raley Field for an average of 8,466 per game. Sacramento ranked in the top five in Pacific Coast League in attendance in each of his six seasons, and led the 16-team circuit in total attendance in 2013, 2014 and 2015. In 2016, the River Cats were named by Forbes as the most valuable franchise in Minor League Baseball.

The Lexington, Ky. Native has also spent three seasons as the Director of Ticket Sales (2010-11) and Assistant General Manager (2011-13) for the Lexington Legends (Class-A, Kansas City Royals) and four seasons as a Ticket Sales Manager for Ripken Baseball (2006-10). He holds a Bachelor of Business Administration degree from Transylvania University in Lexington.

Adam and his wife Kerstin have one son, Truett, a Boston Terrier named Charlie and a French Bulldog named Booker.



## ERIN O'DONNELL - ASSISTANT GENERAL MANAGER

Erin O'Donnell joined the Stripers in December 2018 as the Assistant General Manager. She is responsible for overseeing all advertising, sponsorship implementation, ballpark entertainment, digital and social media, media relations, community relations, and merchandise.

With 13 years of Minor League Baseball experience, Erin previously spent one season with the Birmingham Barons (Double-A, Chicago White Sox), three seasons with the Sacramento River Cats (Triple-A, San Francisco Giants), five seasons with the Memphis Redbirds (Triple-A, St. Louis Cardinals), two seasons with the Northwest Arkansas Naturals (Double-A, Kansas City Royals) and two seasons in her native Corpus Christi with the Hooks (Double-A, Houston Astros).

Erin graduated from Trinity University in San Antonio with degrees in both Business Administration (Marketing) and Communications, and with minors in Communication Management and History.

**ALL STRIPERS' FRONT OFFICE STAFF BIOS CAN BE FOUND ONLINE AT [GOSTRIPERS.COM](http://GOSTRIPERS.COM)**



## CHOPPER THE GROUNDHOG - MASCOT

This 6'8" groundhog (*Marmota monax*, also known as a woodchuck or a whistlepig) is proud to be the official mascot of the Gwinnett Stripers.

Chopper was born on September 15, 2008 in Gwinnett County, GA and is a descendant of General Beauregard Lee, Georgia's famous weather prognosticator. Catch him leading the Tomahawk Chop and cheering with fans throughout Coolray Field all season long. When he's not at the games, Chopper can be found at public events all over Gwinnett County and beyond.

For more information on Chopper, including how you can book him for an appearance, visit [GoStripers.com](http://GoStripers.com) or email [stripersinfo@braves.com](mailto:stripersinfo@braves.com).

Follow Chopper on Twitter at [@StripersMascot](https://twitter.com/StripersMascot).

# COOLRAY FIELD



Originally known as Gwinnett Stadium, Coolray Field has been the home of the Gwinnett Braves/Stripers since the start of the 2009 season. The state-of-the-art facility was completed in a mere nine months following its groundbreaking ceremony in June 2008. The Gwinnett Braves welcomed a sellout crowd of 10,427 for the first game in the stadium's history, April 17, 2009 vs. the Norfolk Tides.

Renamed "Coolray Field" thanks to a partnership with Coolray Heating & Cooling in 2010, the ballpark is known for combining the amenities of a Major League stadium alongside the family-friendly conveniences and up-close action of a Minor League stadium.

The Home Plate Club and 18 Luxury Suites offer a first-class experience each and every night, while chairback seating complete with cupholders throughout the stadium ensures that every seat is truly the best in the house. Coolray Field can entertain large groups in several areas, including "The Cove" (1st Base Picnic Area), the "1st Base Dock" and "3rd Base Dock" (Party Decks), the "Left Field Landing" and the "Team of the Night/Birthday Zone." A 30-foot-by-40-foot video board in right-center field and a 6-foot-by-42-foot LED board along the left-field wall keep fans informed and entertained throughout the game.

For more information on Coolray Field, including a seating chart, ticket pricing information and an A-to-Z ballpark guide, visit [GoStripers.com](http://GoStripers.com).

## COOLRAY FIELD FACTS

|  |           |
|--|-----------|
| Stadium Capacity .....   | 10,427    |
| Home to Left .....   | 335 ft.   |
| Home to Left-Center .....  | 375 ft.   |
| Home to Center .....   | 400 ft.   |
| Home to Right-Center .....                                       | 375 ft.   |
| Home to Right .....  | 335 ft.   |
| All-Time Regular-Season Baseball Attendance (through 2018) ..... | 2,969,328 |
| All-Time Regular-Season Baseball Openings (through 2018) .....   | 691       |

## COOLRAY FIELD FIRSTS

|                                       |  |
|---------------------------------------|--|
| First Game .....                      | April 17, 2009 (Norfolk 7, Gwinnett 4)         |
| First Win .....                       | April 20, 2009 (Gwinnett 5, Durham 2)          |
| First Pitch .....                     | Charlie Morton (GWN) to Justin Christian (NOR) |
| First Hit .....                       | Matt Wieters (NOR, 1st inning, 4/17/09)        |
| First Run .....                       | Steve Torrealba (NOR, 1st inning, 4/17/09)     |
| First RBI .....                       | Nolan Reimold (NOR, 1st inning, 4/17/09)       |
| First Home Run .....                  | Barbaro Canizares (GWN, 5th inning, 4/17/09)   |
| First Stolen Base .....               | Justin Christian (NOR, 3rd inning, 4/17/09)    |
| First Gwinnett Starting Pitcher ..... | Charlie Morton (4/17/09)                       |
| First Gwinnett Relief Pitcher .....   | Jerome Gamble (4/17/09)                        |
| First Gwinnett Winning Pitcher .....  | Kris Medlen (4/20/09)                          |
| First Gwinnett Batter .....           | Gregor Blanco (4/17/09)                        |
| First Gwinnett Hit .....              | Brandon Jones (1st inning double, 4/17/09)     |
| First Gwinnett Run .....              | Gregor Blanco (5th inning, 4/17/09)            |
| First Gwinnett RBI .....              | Brandon Jones (5th inning double, 4/17/09)     |
| First Gwinnett Stolen Base .....      | Wes Timmons (1st inning, 4/19/09)              |
| First Postseason Game .....           | September 9, 2009 (Scranton/WB 3, Gwinnett 0)  |
| First Postseason Win .....            | September 9, 2016 (Gwinnett 11, Columbus 1)    |

## TOP ATTENDANCES IN COOLRAY FIELD HISTORY

|     | DATE            | ATT.   |
|-----|-----------------|--------|
| 1.  | 4/3/12 (EXHIB)* | 10,568 |
| 2.  | 4/17/09 vs. NOR | 10,427 |
| 3.  | 7/4/09 vs. NOR  | 10,427 |
| 4.  | 7/4/11 vs. DUR  | 10,226 |
| 5.  | 7/25/09 vs. LHV | 10,151 |
| 6.  | 7/4/14 vs. DUR  | 10,145 |
| 7.  | 8/15/09 vs. PAW | 10,099 |
| 8.  | 8/22/09 vs. CHA | 10,046 |
| 9.  | 8/30/13 vs. DUR | 10,017 |
| 10. | 4/18/09 vs. NOR | 10,013 |
| 11. | 4/25/09 vs. CHA | 10,002 |
| 12. | 7/4/17 vs. NOR  | 9,992  |
| 13. | 7/4/18 vs. NOR  | 9,972  |
| 14. | 8/27/11 vs. NOR | 9,887  |
| 15. | 7/4/15 vs. CHA  | 9,788  |

\*Atlanta Braves All-Stars vs. Future Stars Exhibition Game

## COOLRAY FIELD GROUND RULES

1. Any ball that hits above the yellow line at the top of the outfield fence will be considered a home run.
2. The tarp resting on the first base warning track is in play unless a ball becomes lodged between the tarp and the stadium wall. At that point, the ball will be considered dead.
3. Any ball batted or thrown into either dugout will be considered dead.
4. All other official baseball rules apply.



**THE MAGNOLIA TREE**

Coolray Field features a unique homage to the history of Minor League Baseball in Atlanta. A Magnolia Tree (pictured left), planted prior to the park's opening in 2009, stands next to the center field concession stand behind the batter's eye.

The tree continues a tradition started by the Atlanta Crackers — Atlanta's first professional baseball team — in 1924. The team's home, Spiller Field (later renamed Ponce de Leon Park) was constructed around a Magnolia Tree that remained in the outfield. The tree stood in playable ground (balls landing in the tree remained in play) until the outfield wall was moved in roughly 50 feet in 1947.



**THE VIEWS AT COOLRAY FIELD**


The 2015 season saw the completion of The Views at Coolray Field, a luxury apartment complex located just beyond the right field fence.

One and two-bedroom apartments with balconies overlooking the ballpark add a "live, work, play" dynamic to the home of the Stripers. For more information, visit [theviewsatcoolray.com](http://theviewsatcoolray.com).



**RECORD ATTENDANCE SET AT 2012 FUTURE STARS GAME**

For the first time ever, Coolray Field hosted the Atlanta Braves Major League club in an exhibition game on April 3, 2012. The "Braves All-Stars vs. Future Stars Game" showcased the big league club against a group of organizational stars headed by Hall of Fame manager Bobby Cox (pictured left). A rain-shortened eight-inning game saw the Braves clip the prospects 4-3 in front of a Coolray Field record crowd of 10,568. Among the highlights of the game were a towering solo home run by Dan Uggla and a game-winning pinch-hit RBI double by Duluth, GA's own Brian McCann (pictured right).







## THE 2019 GWINNETT STRIPERS

Kolby Allard ranked third in the International League in ERA in 2018, posting a 2.72 mark in 19 starts for the Stripers. He was named Gwinnett's 2018 Pitcher of the Year by Atlanta.

(Photo: Will Fagan)



## DAMON BERRYHILL - MANAGER

**B/T:** Switch / Right

**BORN:** December 3, 1963 in South Laguna, CA (Opening Day Age: 55)

**RESIDES:** Laguna Niguel, CA

**SEASON WITH GWINNETT:** 3rd

**SEASON WITH BRAVES ORGANIZATION:** 3rd (Since 2017)

**MANAGERIAL SEASON:** 11th (Since 2008)

### BERRYHILL'S CAREER HIGHLIGHTS

- Enters his third season with Gwinnett in 2019 ... has guided the club to a 141-140 (.502) record and back-to-back second-place finishes in the International League South Division.
- Is one of two Gwinnett managers with a winning career record, joining Dave Brundage (293-281, .510 from 2009-12).
- Earned his 500th career victory on May 6, 2018 at Indianapolis, a rain-shortened 4-1 win in five innings.
- Named the sixth manager in Gwinnett history on December 12, 2016 ... Joined the Atlanta Braves organization after spending seven seasons as a minor league manager with the Los Angeles Dodgers (2009-15).
- Managed the Dodgers' Triple-A affiliate in Albuquerque in 2014 and Oklahoma City in 2015 ... Named 2015 Pacific Coast League Manager of the Year after guiding Oklahoma City to a league-best 86-58 mark, the American Northern Division title and a berth in the PCL Playoffs ... The 86 wins were a franchise record.
- Led Rookie-level Ogden of the Dodgers' system to four playoff appearances in five seasons from 2009-13.
- Spent four seasons in the Texas Rangers organization from 2005-08, serving as the minor league catching coordinator (2005-07) before being named to his first managerial post with Advanced-A Bakersfield in 2008.
- Served as the Arizona Diamondbacks' minor league catching coordinator from 2003-04 ... Began his coaching career in 2002 as a coach with Advanced-A Rancho Cucamonga of the Los Angeles Angels organization.
- Selected by the Chicago Cubs in the first round (fourth overall) of the 1984 January Amateur Draft out of Orange Coast College (Costa Mesa, CA) ... Logged a 10-year Major League career as a catcher with the Cubs (1987-91), Atlanta Braves (1991-93), Boston Red Sox (1994), Cincinnati Reds (1995), and San Francisco Giants (1997).
- Appeared in 20 postseason games for the Braves (1992-93) and Giants (1997) ... In Game 1 of the 1992 World Series, hit a three-run homer off Jack Morris to lead Atlanta to a 3-1 win over Toronto.
- **PERSONAL:** Born and raised in Orange County, CA, Berryhill attended Laguna Beach High School ... He and his wife Annie have two sons, Joshua and Jacob.

### BERRYHILL'S MANAGERIAL RECORD

| YEAR | CLUB                        | MLB ORG.   | LEAGUE        | RECORD | PCT. | FINISH |
|------|-----------------------------|------------|---------------|--------|------|--------|
| 2008 | Bakersfield Blaze (Adv-A)   | Texas      | California    | 62-78  | .443 | 9th    |
| 2009 | Ogden Raptors (Rk)          | LA Dodgers | Pioneer       | 42-34  | .553 | 4th*   |
| 2010 | Ogden Raptors (Rk)          | LA Dodgers | Pioneer       | 44-31  | .587 | 2nd*   |
| 2011 | Ogden Raptors (Rk)          | LA Dodgers | Pioneer       | 41-35  | .539 | T-4th* |
| 2012 | Ogden Raptors (Rk)          | LA Dodgers | Pioneer       | 44-32  | .579 | 1st*   |
| 2013 | Ogden Raptors (Rk)          | LA Dodgers | Pioneer       | 36-40  | .474 | 5th    |
| 2014 | Albuquerque Isotopes (AAA)  | LA Dodgers | Pacific Coast | 63-79  | .444 | 14th   |
| 2015 | Oklahoma City Dodgers (AAA) | LA Dodgers | Pacific Coast | 86-58  | .597 | 1st*   |
| 2017 | Gwinnett Braves (AAA)       | Atlanta    | International | 71-71  | .500 | T-6th  |
| 2018 | Gwinnett Stripers (AAA)     | Atlanta    | International | 70-69  | .504 | 7th    |

\*Playoff Appearance

**Overall Record: 559-527 .515**

### BERRYHILL'S CAREER HITTING STATS

| YEAR | CLUB                 | AVG  | G   | AB   | R   | H   | 2B  | 3B | HR | RBI | BB  | SO  | SB   | OBP  | SLG  |
|------|----------------------|------|-----|------|-----|-----|-----|----|----|-----|-----|-----|------|------|------|
| 1984 | Quad Cities (A)      | .276 | 62  | 217  | 30  | 60  | 14  | 0  | 31 | 16  | 44  | 4   | .329 | .341 |      |
| 1985 | Winston-Salem (A)    | .233 | 117 | 386  | 31  | 90  | 25  | 1  | 9  | 50  | 32  | 90  | 4    | .289 | .373 |
| 1986 | Pittsfield (AA)      | .206 | 112 | 345  | 33  | 71  | 13  | 1  | 6  | 35  | 37  | 54  | 2    | .279 | .301 |
| 1987 | Iowa (AAA)           | .287 | 121 | 429  | 54  | 123 | 22  | 1  | 18 | 67  | 32  | 58  | 5    | .330 | .469 |
|      | CHI. CUBS (MLB)      | .179 | 12  | 28   | 2   | 5   | 1   | 0  | 0  | 1   | 3   | 5   | 0    | .258 | .214 |
| 1988 | Iowa (AAA)           | .219 | 21  | 73   | 11  | 16  | 5   | 1  | 2  | 11  | 7   | 21  | 0    | .284 | .397 |
|      | CHI. CUBS (MLB)      | .259 | 95  | 309  | 19  | 80  | 19  | 1  | 7  | 38  | 17  | 56  | 1    | .295 | .395 |
| 1989 | Iowa (AAA)           | .200 | 7   | 30   | 4   | 6   | 1   | 0  | 2  | 4   | 1   | 8   | 0    | .226 | .433 |
|      | CHI. CUBS (MLB)      | .257 | 91  | 334  | 37  | 86  | 13  | 0  | 5  | 41  | 16  | 54  | 1    | .291 | .341 |
| 1990 | Peoria (A)           | .385 | 7   | 26   | 10  | 10  | 2   | 0  | 3  | 8   | 3   | 6   | 0    | .467 | .808 |
|      | Iowa (AAA)           | .215 | 22  | 79   | 8   | 17  | 1   | 0  | 3  | 6   | 4   | 18  | 0    | .253 | .342 |
|      | CHI. CUBS (MLB)      | .189 | 17  | 53   | 6   | 10  | 4   | 0  | 1  | 9   | 5   | 14  | 0    | .254 | .321 |
| 1991 | Iowa (AAA)           | .330 | 26  | 97   | 20  | 32  | 4   | 1  | 8  | 24  | 12  | 25  | 0    | .396 | .639 |
|      | CHI. CUBS (MLB)      | .189 | 62  | 159  | 13  | 30  | 7   | 0  | 5  | 14  | 11  | 41  | 1    | .244 | .327 |
|      | ATLANTA (MLB)        | .000 | 1   | 1    | 0   | 0   | 0   | 0  | 0  | 0   | 0   | 1   | 0    | .000 | .000 |
| 1992 | ATLANTA (MLB)        | .228 | 101 | 307  | 21  | 70  | 16  | 1  | 10 | 43  | 17  | 67  | 0    | .268 | .384 |
| 1993 | ATLANTA (MLB)        | .245 | 115 | 335  | 24  | 82  | 18  | 2  | 8  | 43  | 21  | 64  | 0    | .291 | .382 |
| 1994 | BOSTON (MLB)         | .263 | 82  | 255  | 30  | 67  | 17  | 2  | 6  | 34  | 19  | 59  | 0    | .312 | .416 |
| 1995 | CINCINNATI (MLB)     | .183 | 34  | 82   | 6   | 15  | 3   | 0  | 2  | 11  | 10  | 19  | 0    | .260 | .293 |
| 1996 | Did Not Play         |      |     |      |     |     |     |    |    |     |     |     |      |      |      |
| 1997 | Phoenix (AAA)        | .385 | 4   | 13   | 0   | 5   | 0   | 0  | 0  | 1   | 2   | 1   | 0    | .467 | .385 |
|      | SAN FRANCISCO (MLB)  | .257 | 73  | 167  | 17  | 43  | 8   | 0  | 3  | 23  | 20  | 29  | 0    | .335 | .359 |
| 1998 | Edmonton (AAA)       | .257 | 21  | 74   | 8   | 19  | 9   | 0  | 0  | 14  | 10  | 13  | 0    | .330 | .378 |
|      | Minor League Totals: | .254 | 520 | 1769 | 209 | 449 | 96  | 5  | 51 | 251 | 156 | 338 | 15   | .311 | .400 |
|      | Major League Totals: | .240 | 683 | 2030 | 175 | 488 | 106 | 6  | 47 | 257 | 139 | 409 | 3    | .288 | .368 |



## MIKE MAROTH - PITCHING COACH

**B/T:** Left / Left

**BORN:** August 17, 1977 in Orlando, FL (Opening Day Age: 41)

**RESIDES:** Winter Garden, FL

**SEASON WITH GWINNETT:** 1st

**SEASON WITH BRAVES ORGANIZATION:** 4th (Since 2016)

**COACHING SEASON:** 8th (Since 2012)

### MAROTH'S CAREER HIGHLIGHTS


- Named the fifth pitching coach in Gwinnett history on January 2, 2019.
- Joined the Braves organization in September 2015 and spent two seasons as the minor league pitching rehabilitation coordinator (2016-17) before serving as Advanced-A Florida's pitching coach in 2018.
- With the Florida Fire Frogs in 2018, led a staff that included six members of the Braves' preseason Top 30 prospects list as rated by MLB.com: Ian Anderson (5), Joey Wentz (10), Kyle Muller (12), Bryse Wilson (13), Tucker Davidson (23), and Thomas Burrows (28).
- Prior to joining Atlanta, spent four seasons as a pitching coach in the Detroit Tigers system, including three years with Advanced-A Lakeland (2012-14) and one year with Triple-A Toledo (2015).
- Selected by the Boston Red Sox in the third round of the 1998 Amateur Draft out of the University of Central Florida ... Pitched for five different organizations during a 13-year career, including the Red Sox (1998-99), Detroit Tigers (1999-2007), St. Louis Cardinals (2007), Kansas City Royals (2008), and Minnesota Twins (2010).
- Had a six-year Major League career with the Tigers (2002-07) and Cardinals (2007), going 50-67 with a 5.05 ERA over 161 games (150 starts) ... Won a career-best 14 games with Detroit in 2015.
- Pitched for Mayaguez of the Puerto Rican Winter League during the 2009-10 and 2010-11 off-seasons.
- **PERSONAL:** Mike and his wife Brooke reside in Winter Garden, FL with their four children: Nolan, Tate, Kettie, and Cohen.

### MAROTH'S COACHING CAREER

| YEAR(S) | POSITION                                | CLUB                           | MLB ORG.       | LEAGUE        |
|---------|---|--------------------------------|----------------|---------------|
| 2012-14 | Pitching Coach                          | Lakeland Flying Tigers (Adv-A) | Detroit Tigers | Florida State |
| 2015    | Pitching Coach                          | Toledo Mud Hens (AAA)          | Detroit Tigers | International |
| 2016-17 | Minor League Pitching Rehab Coordinator |                                | Atlanta Braves | --            |
| 2018    | Pitching Coach                          | Florida Fire Frogs (Adv-A)     | Atlanta Braves | Florida State |
| 2019    | Pitching Coach                          | Gwinnett Stripers (AAA)        | Atlanta Braves | International |

### MAROTH'S CAREER PITCHING STATS

| YEAR                 | CLUB              | W-L   | ERA   | G   | GS  | CG | SHO | SV  | IP    | H    | R   | ER  | HR  | BB  | SO  |
|----------------------|-------------------|-------|-------|-----|-----|----|-----|-----|-------|------|-----|-----|-----|-----|-----|
| 1998                 | GCL Red Sox (Rk)  | 1-1   | 0.00  | 4   | 2   | 0  | 0   | 0/0 | 12.2  | 9    | 3   | 0   | 0   | 2   | 14  |
|                      | Lowell (SS-A)     | 2-3   | 2.90  | 6   | 6   | 0  | 0   | 0/0 | 31.0  | 22   | 13  | 10  | 1   | 13  | 34  |
| 1999                 | Sarasota (Adv-A)  | 11-6  | 4.04  | 20  | 19  | 0  | 0   | 0/0 | 111.1 | 124  | 65  | 50  | 3   | 35  | 64  |
|                      | Lakeland (Adv-A)  | 2-1   | 3.24  | 3   | 3   | 0  | 0   | 0/0 | 16.2  | 18   | 7   | 6   | 1   | 7   | 11  |
|                      | Jacksonville (AA) | 1-2   | 4.79  | 4   | 4   | 0  | 0   | 0/0 | 20.2  | 27   | 15  | 11  | 2   | 7   | 10  |
| 2000                 | Jacksonville (AA) | 9-14  | 3.94  | 27  | 26  | 2  | 1   | 0/0 | 164.1 | 176  | 79  | 72  | 14  | 58  | 85  |
| 2001                 | Toledo (AAA)      | 7-10  | 4.65  | 24  | 23  | 0  | 0   | 0/0 | 131.2 | 158  | 80  | 68  | 11  | 50  | 63  |
| 2002                 | Toledo (AAA)      | 8-1   | 2.82  | 11  | 11  | 1  | 0   | 0/0 | 73.1  | 53   | 25  | 23  | 7   | 22  | 51  |
|                      | DETROIT (MLB)     | 6-10  | 4.48  | 21  | 21  | 0  | 0   | 0/0 | 128.2 | 136  | 68  | 64  | 7   | 36  | 58  |
| 2003                 | DETROIT (MLB)     | 9-21  | 5.73  | 33  | 33  | 1  | 0   | 0/0 | 193.1 | 231  | 131 | 123 | 34  | 50  | 87  |
| 2004                 | DETROIT (MLB)     | 11-13 | 4.31  | 33  | 33  | 2  | 1   | 0/0 | 217.0 | 244  | 112 | 104 | 25  | 59  | 108 |
| 2005                 | DETROIT (MLB)     | 14-14 | 4.74  | 34  | 34  | 0  | 0   | 0/0 | 209.0 | 235  | 123 | 110 | 30  | 51  | 115 |
| 2006                 | Toledo (AAA)      | 3-0   | 4.50  | 4   | 4   | 0  | 0   | 0/0 | 20.0  | 18   | 10  | 10  | 4   | 4   | 11  |
|                      | DETROIT (MLB)     | 5-2   | 4.19  | 13  | 9   | 0  | 0   | 0/0 | 53.2  | 64   | 26  | 25  | 11  | 16  | 24  |
| 2007                 | DETROIT (MLB)     | 5-2   | 5.06  | 13  | 13  | 0  | 0   | 0/0 | 78.1  | 97   | 47  | 44  | 15  | 33  | 28  |
|                      | Memphis (AAA)     | 1-0   | 8.31  | 2   | 1   | 0  | 0   | 0/0 | 4.1   | 5    | 4   | 4   | 1   | 3   | 4   |
|                      | ST. LOUIS (MLB)   | 0-5   | 10.66 | 14  | 7   | 0  | 0   | 0/0 | 38.0  | 71   | 56  | 45  | 11  | 17  | 23  |
| 2008                 | Omaha (AAA)       | 0-2   | 12.91 | 3   | 3   | 0  | 0   | 0/0 | 7.2   | 12   | 12  | 11  | 3   | 5   | 4   |
| 2009                 | Did Not Play      |       |       |     |     |    |     |     |       |      |     |     |     |     |     |
| 2010                 | Rochester (AAA)   | 0-2   | 1.64  | 3   | 3   | 0  | 0   | 0/0 | 11.0  | 12   | 8   | 2   | 2   | 3   | 11  |
|                      | GCL Twins (Rk)    | 0-0   | 0.00  | 1   | 0   | 0  | 0   | 0/0 | 1.2   | 1    | 0   | 0   | 0   | 0   | 2   |
| Minor League Totals: |                   | 45-42 | 3.96  | 112 | 105 | 3  | 1   | 0/0 | 606.1 | 635  | 321 | 267 | 49  | 209 | 364 |
| Major League Totals: |                   | 50-67 | 5.05  | 161 | 150 | 3  | 1   | 0/0 | 918.0 | 1078 | 563 | 515 | 133 | 262 | 443 |



## BOBBY MAGALLANES - HITTING COACH

**B/T:** Right / Right

**BORN:** August 18, 1969 in Los Angeles, CA (Opening Day Age: 49)

**RESIDES:** Goodyear, AZ

**SEASON WITH GWINNETT:** 1st

**SEASON WITH BRAVES ORGANIZATION:** 1st (Since 2019)

**COACHING SEASON:** 18th (Since 2002)

### MAGALLANES'S CAREER HIGHLIGHTS

- Named the fourth hitting coach in Gwinnett history on January 2, 2019.
- Joins the Braves organization following four years in the Cleveland Indians system (2015-18) ... Spent one season as the hitting coach for Advanced-A Lynchburg (2015), two seasons as the hitting coach for the Arizona League Indians (2016-17) and one season as the bench coach for Triple-A Columbus (2018).
- Spent four seasons with the Chicago White Sox organization from 2011-14 ... Managed Double-A Birmingham for two seasons (2011-12), leading the club to a 134-145 (.480) mark in 279 games ... Guided the Barons to a 71-69 record and a Southern League playoff berth in 2011 (lost in first round) ... After posting a 63-76 record with Birmingham in 2012, was reassigned to be the White Sox Latin Liaison from 2013-14.
- Was on the World Team coaching staff for the 2011 MLB All-Star Futures Game in Arizona.
- Coached in the Los Angeles Angels organization for nine seasons from 2002-10 ... Named the Angels' Minor League Employee of the Year in 2003 as the hitting coach with the Arizona League Angels ... Managed Class-A Cedar Rapids to a 205-214 (.489) record in 419 games over three seasons from 2004-06, leading the Kernels to the playoffs in 2004 (lost in first round) ... Promoted to manage Double-A Arkansas in 2007 and went 243-317 (.434) in 560 games over four seasons (2007-10) ... Led the Travelers to a Texas League championship in 2008.
- In nine seasons overall as a minor league manager, has a career record of 777-900 (.463) in 1,677 games.
- Has also coached for Mexico in the 2014 Central American and Caribbean Games, the 2015 WBSC Premier12 tournament in Taiwan and Japan, and the 2017 World Baseball Classic Qualifiers.
- Selected by the Seattle Mariners in the 50th round of the 1989 Amateur Draft out of Cerritos College (Norwalk, CA) ... Played three seasons as an infielder in the Mariners system (1990-92) and one season in the Houston Astros system (1996), batting .204 with 18 home runs and 94 RBIs in 279 games.
- Also played professionally in the independent Texas-Louisiana League in 1995, the Triple-A Mexican League from 1996-2001 and the independent Northern League in 1999.
- **PERSONAL:** Graduated from Bell High School (Bell, CA) in 1987 ... Is the younger brother of Ever Magallanes, whom he replaced as manager of Birmingham in 2011 ... Ever was drafted by Cleveland in the 10th round in 1987 and played three games for the Indians in 1991 ... Bobby and wife Claudia have three children: Paulina, Joshua, and Joseph Angello.


### MAGALLANES'S COACHING CAREER

| YEAR(S) | POSITION          | CLUB                       | MLB ORG.          | LEAGUE        |
|---------|-------------------|----------------------------|-------------------|---------------|
| 2002-03 | Hitting Coach     | AZL Angels (Rk)            | LA Angels         | Arizona       |
| 2004-06 | Manager (205-214) | Cedar Rapids Kernels (A)   | LA Angels         | Midwest       |
| 2007-10 | Manager (243-317) | Arkansas Travelers (AA)    | LA Angels         | Texas         |
| 2011-12 | Manager (134-145) | Birmingham Barons          | Chicago White Sox | Southern      |
| 2013-14 | Latin Liaison     | --                         | Chicago White Sox | --            |
| 2015    | Hitting Coach     | Lynchburg Hillcats (Adv-A) | Cleveland Indians | Carolina      |
| 2016-17 | Hitting Coach     | AZL Indians (Rk)           | Cleveland Indians | Arizona       |
| 2018    | Bench Coach       | Columbus Clippers (AAA)    | Cleveland Indians | International |
| 2019    | Hitting Coach     | Gwinnett Stripers (AAA)    | Atlanta Braves    | International |

### MAGALLANES'S CAREER HITTING STATS (Affiliated MiLB Only)

| YEAR                 | CLUB                   | AVG  | G   | AB  | R   | H   | 2B | 3B | HR | RBI | BB | SO  | SB | OBP  | SLG  |
|----------------------|------------------------|------|-----|-----|-----|-----|----|----|----|-----|----|-----|----|------|------|
| 1990                 | San Bernardino (Adv-A) | .187 | 56  | 193 | 26  | 36  | 4  | 0  | 3  | 21  | 24 | 52  | 1  | .288 | .254 |
|                      | Bellingham (SS-A)      | .191 | 46  | 157 | 14  | 30  | 3  | 0  | 1  | 12  | 18 | 31  | 1  | .278 | .229 |
| 1991                 | San Bernardino (Adv-A) | .225 | 83  | 271 | 40  | 61  | 13 | 0  | 7  | 31  | 30 | 64  | 7  | .304 | .351 |
|                      | Peninsula (Adv-A)      | .200 | 41  | 150 | 11  | 30  | 4  | 0  | 4  | 16  | 14 | 30  | 1  | .271 | .307 |
| 1992                 | Peninsula (Adv-A)      | .185 | 41  | 108 | 7   | 20  | 3  | 0  | 1  | 10  | 5  | 17  | 1  | .224 | .241 |
| 1996                 | Jackson (AA)           | .268 | 12  | 41  | 7   | 11  | 2  | 0  | 2  | 4   | 2  | 8   | 0  | .333 | .463 |
| Minor League Totals: |                        | .204 | 279 | 920 | 105 | 188 | 29 | 0  | 18 | 94  | 93 | 202 | 11 | .283 | .295 |





## EINAR DIAZ - COACH

**B/T:** Right / Right

**BORN:** December 28, 1972 in Chiriqui, Panama (Opening Day Age: 46)

**RESIDES:** Ellenton, FL

**SEASON WITH GWINNETT:** 1st

**SEASON WITH BRAVES ORGANIZATION:** 1st (Since 2019)

**COACHING SEASON:** 12th (Since 2008)

### DIAZ'S CAREER HIGHLIGHTS

- Named a Gwinnett coach on January 2, 2019.
- Joins the Braves organization following 11 seasons as a coach with the Baltimore Orioles ... Spent the previous six seasons on the Major League staff, including three as the assistant hitting coach (2013-15) and three as an assistant in all areas of coaching (2016-18).
- Also served five seasons in the Orioles' minor league system, two as the manager for Rookie-level Bluefield (2009-10) where he compiled a record of 56-80 (.412) in 136 games ... In addition to managing, he was the field coach at four different levels, including the Rookie-level Gulf Coast League Orioles (2008), Short-A Aberdeen (2008), Double-A Bowie (2011), and Class-A Delmarva (2012).
- Following the 2016 season, he was a coach with Gigantes del Cibao of the Dominican Winter League.
- Signed by Cleveland as an amateur free agent in 1990 and went on to play 11 Major League seasons as a catcher and third baseman with the Indians (1996-2002), Texas Rangers (2003), Montreal Expos (2004), St. Louis Cardinals (2005), and Los Angeles Dodgers (2006) ... He batted .254 with 21 home runs and 202 RBIs in 673 games.
- Was a member of Cleveland's roster for the ALDS in 1998, 1999, and 2001, as well as the ALCS roster in 1998 ... Also appeared on St. Louis' roster for the NLDS in 2005 ... In 11 career postseason games, hit .238 with two RBIs.
- Named to *Baseball Digest's* 1999 Major League Rookie All-Star Team.
- Was an International League Postseason All-Star in 1998 with Triple-A Buffalo ... Also named a South Atlantic League All-Star in 1994 with Columbus.
- **PERSONAL:** Diaz has three children: Tony, Alexis, and Christian.

### DIAZ'S COACHING CAREER

| YEAR(S) | POSITION                | CLUB                      | MLB ORG.          | LEAGUE         |
|---------|-------------------------|---------------------------|-------------------|----------------|
| 2008    | Field Coach             | GCL Orioles (Rk)          | Baltimore Orioles | Gulf Coast     |
|         | Field Coach             | Aberdeen IronBirds (SS-A) | Baltimore Orioles | NY-Penn        |
| 2009-10 | Manager (56-80)         | Bluefield Orioles (Rk)    | Baltimore Orioles | Appalachian    |
| 2011    | Field Coach             | Bowie Baysox (AA)         | Baltimore Orioles | Eastern        |
| 2012    | Field Coach             | Delmarva Shorebirds (A)   | Baltimore Orioles | South Atlantic |
| 2013-15 | Assistant Hitting Coach | Baltimore Orioles (MLB)   |                   | American       |
| 2016-18 | Coach                   | Baltimore Orioles (MLB)   |                   | American       |
| 2019    | Coach                   | Gwinnett Stripers (AAA)   | Atlanta Braves    | International  |

### DIAZ'S CAREER HITTING STATS

| YEAR                 | CLUB                   | AVG  | G   | AB   | R   | H   | 2B  | 3B | HR | RBI | BB  | SO  | SB | OBP  | SLG  |
|----------------------|------------------------|------|-----|------|-----|-----|-----|----|----|-----|-----|-----|----|------|------|
| 1992                 | Burlington (Rk)        | .208 | 52  | 178  | 19  | 37  | 3   | 0  | 1  | 14  | 20  | 9   | 2  | .296 | .242 |
| 1993                 | Burlington (Rk)        | .299 | 60  | 231  | 40  | 69  | 15  | 3  | 5  | 33  | 8   | 7   | 7  | .328 | .455 |
|                      | Columbus (A)           | .000 | 1   | 5    | 0   | 0   | 0   | 0  | 0  | 0   | 0   | 1   | 0  | .000 | .000 |
| 1994                 | Columbus (A)           | .279 | 120 | 491  | 67  | 137 | 23  | 2  | 16 | 71  | 17  | 34  | 4  | .330 | .432 |
| 1995                 | Kinston (Adv-A)        | .263 | 104 | 373  | 46  | 98  | 21  | 0  | 6  | 43  | 12  | 29  | 3  | .297 | .367 |
| 1996                 | Canton-Akron (AA)      | .281 | 104 | 395  | 47  | 111 | 26  | 2  | 3  | 35  | 12  | 22  | 3  | .317 | .380 |
|                      | CLEVELAND (MLB)        | .000 | 4   | 1    | 0   | 0   | 0   | 0  | 0  | 0   | 0   | 0   | 0  | .000 | .000 |
| 1997                 | Buffalo (AAA)          | .256 | 109 | 336  | 40  | 86  | 18  | 2  | 3  | 31  | 18  | 34  | 2  | .302 | .348 |
|                      | CLEVELAND (MLB)        | .143 | 5   | 7    | 1   | 1   | 1   | 0  | 0  | 1   | 0   | 2   | 0  | .143 | .286 |
| 1998                 | Buffalo (AAA)          | .313 | 115 | 415  | 62  | 130 | 21  | 3  | 8  | 63  | 21  | 33  | 3  | .354 | .436 |
|                      | CLEVELAND (MLB)        | .229 | 17  | 48   | 8   | 11  | 1   | 0  | 2  | 9   | 3   | 2   | 0  | .286 | .375 |
| 1999                 | CLEVELAND (MLB)        | .281 | 119 | 392  | 43  | 110 | 21  | 1  | 3  | 32  | 23  | 41  | 11 | .328 | .362 |
| 2000                 | CLEVELAND (MLB)        | .272 | 75  | 250  | 29  | 68  | 14  | 2  | 4  | 25  | 11  | 29  | 4  | .323 | .392 |
| 2001                 | CLEVELAND (MLB)        | .277 | 134 | 437  | 54  | 121 | 34  | 1  | 4  | 56  | 17  | 44  | 1  | .328 | .387 |
| 2002                 | CLEVELAND (MLB)        | .206 | 102 | 320  | 34  | 66  | 19  | 0  | 2  | 16  | 17  | 27  | 0  | .258 | .284 |
|                      | Mahoning Valley (SS-A) | .385 | 3   | 13   | 2   | 5   | 2   | 0  | 0  | 5   | 0   | 1   | 0  | .429 | .538 |
| 2003                 | TEXAS (MLB)            | .257 | 101 | 334  | 30  | 86  | 14  | 1  | 4  | 35  | 9   | 32  | 3  | .294 | .341 |
| 2004                 | MONTREAL (MLB)         | .223 | 55  | 139  | 9   | 31  | 6   | 1  | 1  | 11  | 11  | 10  | 2  | .293 | .302 |
| 2005                 | ST. LOUIS (MLB)        | .208 | 58  | 130  | 14  | 27  | 6   | 0  | 1  | 17  | 5   | 12  | 0  | .248 | .277 |
| 2006                 | Buffalo (AAA)          | .218 | 64  | 220  | 22  | 48  | 13  | 0  | 3  | 29  | 14  | 23  | 0  | .267 | .318 |
|                      | Las Vegas (AAA)        | .429 | 2   | 7    | 0   | 3   | 2   | 0  | 0  | 2   | 0   | 1   | 0  | .429 | .714 |
| 2007                 | LA DODGERS (MLB)       | .667 | 3   | 3    | 0   | 2   | 0   | 0  | 0  | 0   | 0   | 0   | 0  | .667 | .667 |
|                      | Lynchburg (Adv-A)      | .087 | 6   | 23   | 0   | 2   | 0   | 0  | 0  | 1   | 1   | 3   | 0  | .125 | .087 |
|                      | Indianapolis (AAA)     | .254 | 38  | 118  | 15  | 30  | 8   | 0  | 2  | 13  | 8   | 8   | 5  | .333 | .373 |
| Minor League Totals: |                        | .270 | 778 | 2805 | 360 | 756 | 152 | 12 | 47 | 340 | 131 | 205 | 29 | .315 | .383 |
| Major League Totals: |                        | .254 | 673 | 2061 | 222 | 523 | 116 | 6  | 21 | 202 | 96  | 199 | 21 | .302 | .346 |




## NICK JENSEN - CERTIFIED ATHLETIC TRAINER

- Enters his second season with the Gwinnett Stripers in 2019, his fourth season in the Atlanta Braves organization.
- Previously served as the certified athletic trainer for the Rookie-level Gulf Coast League Braves (2016) and Class-A Rome Braves (2017).
- Was an athletic training intern for two minor league teams in 2015: the Wilmington Blue Rocks (Class-A, Kansas City Royals) and the Akron Rubber Ducks (Double-A, Cleveland Indians) ... Served as the athletic training intern for the Trenton Thunder (Double-A, New York Yankees) in 2013.
- **PERSONAL:** Native of New Brunswick, NJ ... Earned a bachelor's degree in athletic training from East Carolina University in 2014 and a master of science degree with a concentration in athletic training from the University of Delaware in 2016 ... Worked in Delaware's athletic training department as the head athletic trainer for baseball, cross country and track.



## PAUL HOWEY - STRENGTH AND CONDITIONING COACH

- Joins the Gwinnett Stripers in 2019 after spending 2018 as the strength and conditioning coach with Double-A Mississippi ... Enters his second season in the Atlanta Braves organization.
- Named the 2018 Southern League Strength Coach of the Year.
- Prior to joining the Braves, served as the strength coach with the Clinton LumberKings (Class-A, Seattle Mariners) for three seasons from 2015-17.
- **PERSONAL:** Earned a bachelor's degree in exercise science from Abilene Christian University in 2004, where he played college baseball ... Received his master's degree in exercise science from California University of Pennsylvania ... Is also a licensed massage therapist ... His wife Liz is currently a medical student at A.T. Still University of Osteopathic Medicine in Phoenix, AZ ... Paul and Liz reside in Searcy, AR.



# KOLBY ALLARD - PITCHER

40-MAN

**B/T:** Left / Left **HT/WT:** 6-1 / 190  
**BORN:** August 13, 1997 in Anaheim, CA  
**OPENING DAY AGE:** 21 **PRO SEASON:** 5th  
**MLB DEBUT:** 7/31/18 with ATL **MLB SERVICE:** 0.062  
**ACQUIRED:** Selected by the Braves in the first round (14th overall) of the 2015 June draft out of San Clemente High School (San Clemente, CA).

## ALLARD'S CAREER PITCHING STATS

| YEAR                 | CLUB             | W-L   | ERA   | G  | GS | CG | SHO | SV  | IP    | H   | R   | ER  | HR | BB  | SO  |
|----------------------|------------------|-------|-------|----|----|----|-----|-----|-------|-----|-----|-----|----|-----|-----|
| 2015                 | GCL Braves (Rk)  | 0-0   | 0.00  | 3  | 3  | 0  | 0   | 0/0 | 6.0   | 1   | 0   | 0   | 0  | 0   | 12  |
| 2016                 | Danville (Rk)    | 3-0   | 1.32  | 5  | 5  | 0  | 0   | 0/0 | 27.1  | 18  | 4   | 4   | 0  | 5   | 33  |
|                      | Rome (A)         | 5-3   | 3.73  | 11 | 11 | 1  | 0   | 0/0 | 60.1  | 54  | 27  | 25  | 5  | 20  | 62  |
| 2017                 | Mississippi (AA) | 8-11  | 3.18  | 27 | 27 | 2  | 1   | 0/0 | 150.0 | 146 | 62  | 53  | 11 | 45  | 129 |
| 2018                 | Gwinnett (AAA)   | 6-4   | 2.72  | 19 | 19 | 0  | 0   | 0/0 | 112.1 | 102 | 37  | 34  | 6  | 34  | 89  |
|                      | ATLANTA (MLB)    | 1-1   | 12.38 | 3  | 1  | 0  | 0   | 0/0 | 8.0   | 19  | 12  | 11  | 3  | 4   | 3   |
| Minor League Totals: |                  | 22-18 | 2.93  | 65 | 65 | 3  | 1   | 0/0 | 356.0 | 321 | 130 | 116 | 22 | 104 | 325 |
| Major League Totals: |                  | 1-1   | 12.38 | 3  | 1  | 0  | 0   | 0/0 | 8.0   | 19  | 12  | 11  | 3  | 4   | 3   |

## ALLARD'S 2018 SEASON

- Opened 2018 rated the Braves' No. 6 prospect and the No. 58 overall prospect by MLB.com...also rated the Braves' No. 7 prospect and No. 65 overall by *Baseball America*.
- **Named Gwinnett's Most Outstanding Pitcher in the 2018 Team Awards, as well as Gwinnett's 2018 Pitcher of the Year by Atlanta...**also named a Braves Organization All-Star by MiLB.com.
- Made his Triple-A debut with the Stripers, going 6-4 with a 2.72 ERA (34 ER in 112.1 IP), a .249 BAA and a team-high 11 quality starts in 19 starts.
- Ranked among International League leaders in ERA (3rd, 2.72), WHIP (5th, 1.211) and fewest baserunners/9.0 IP ratio for starters (5th, 11.06).
- Ranked among Braves' minor league pitching leaders (min. 100.0 IP) in ERA (3rd, 2.72), BB/9.0 IP ratio (4th, 2.7) and WHIP (6th, 1.211).
- Was the second-youngest starting pitcher in Gwinnett history (20 years, 7 months, 28 days) when he made his Triple-A debut on 4/10 at Durham...only Julio Teheran (20 years, 2 months, 12 days on 4/8/11 vs. Durham) was younger at that point...Allard was later passed by Bryse Wilson (20 years, 7 months, 15 days), who became second-youngest when he made his Triple-A debut start on 8/4/18 vs. Norfolk.
- Earned his first Triple-A win on 4/16 vs. Scranton/WB (5.2 IP, 4 H, 1 R, 1 ER, 2 BB, 5 SO in 6-1 victory).
- Made 10-straight quality starts from 4/28-6/21, going 4-1 with a 2.17 ERA (16 ER in 66.1 IP).
- Matched his single-game career high with 8.0 innings on 5/13 vs. Norfolk (2 H, 0 R, 1 HB, 1 BB, 8 SO in 10-0 win), earning his third win of the season.
- Named Gwinnett's May Pitcher of the Month by Atlanta (3-0, 1.80 ERA, 7 ER in 35.0 IP, .240 BAA in 5 starts).
- **Selected to the 2018 Triple-A All-Star Game on 6/27**, but did not participate in the game on 7/11 at Columbus (unavailable to pitch after starting on 7/7).
- As of 6/27, was 5-3 with a 2.60 ERA (25 ER in 86.2 IP) over 14 starts and ranked among IL leaders in innings (T-3rd), WHIP (4th, 1.14), ERA (5th), fewest baserunners/9.0 IP ratio for starters (5th, 10.49) and starts (T-5th).
- At the Triple-A All-Star break, was 5-4 with a 2.96 ERA in 16 starts...made just 3 starts with Gwinnett after the break (1-0, 1.20 ERA).
- Had his contract selected by Atlanta on 7/31 and made his MLB debut that day vs. Miami, starting and earning the win (5.0 IP, 9 H, 5 R, 4 ER, 1 HR, 1 HB, 2 BB, 1 SO) in the Braves' 11-6 victory...singled off Dan Straily in his first MLB at-bat (1-for-1, 1 R).
- In four stints with Atlanta (7/31, 8/7, 8/11-8/18, 8/29-9/30), went 1-1 with a 12.38 ERA (11 ER in 8.0 IP) and a .463 BAA in three games (1 start).
- Was not included on the Braves' NLDS roster.
- Entering 2019, is rated the Braves' No. 11 prospect by MLB.com and No. 14 prospect by *Baseball America*

## ALLARD'S CAREER NOTES

**2017:** Made his Double-A debut with Mississippi, going 8-11 with a 3.18 ERA and a .258 BAA in 27 starts ... Named both a Midseason and Postseason All-Star by the Southern League ... Ranked among SL pitching leaders in starts (T-1st, 27), strikeouts (5th, 129) and ERA (8th, 3.18) ... Ranked among Braves' minor league leaders in starts (T-1st, 27), complete games (T-1st, 2), innings pitched (2nd, 150.0), wins (T-4th, 8), ERA (7th, 3.18) and strikeouts (7th, 129) ... Earned Mississippi's Pitcher of the Month award for both April (1-1, 1.67 ERA, .224 BAA in 5 starts) and August (1-2, 2.56 ERA, .265 BAA in 5 starts) ... Went 4-5 with a 2.81 ERA (23 ER in 73.2 IP) and a .241 BAA in 14 first-half starts ... Won four consecutive starts from 4/28-5/14, posting a 1.17 ERA (3 ER in 23.0 IP) in that span ... Tied a career high with 11 strikeouts on 5/4 at Birmingham (win, 6.0 IP, 3 H, 0 R, 0 BB) ... Named SL Pitcher of the Week on 5/7 ... Went 2-0 with a 0.00 ERA (0 ER in 14.0 IP) over his final two starts, 8/26 at Pensacola and 9/1 vs. Birmingham ... Tossed his first career complete-game shutout on 9/1 vs.

Birmingham (7.0 IP, 1 H, 0 R, 1 BB, 5 SO) ... Named SL Pitcher of the Week for a second time on 9/4.

**2016:** Split his first full professional season between Rookie-level Danville and Class-A Rome, combining to go 8-3 with a 2.98 ERA (29 ER in 87.2 IP) and 95 strikeouts over 16 starts ... Went 8-1 with a 2.01 ERA (18 ER in 80.2 IP) over his final 14 starts of the season, fanning 88 batters ... Ended the season in the Top 10 among Atlanta minor leaguers (min. 75.0 IP) in WHIP (3rd, 1.106), ERA (5th, 2.98) and wins (T-7th, 8) ... Went 5-0 over his final six starts, posting a 2.17 ERA (9 ER in 37.1 IP) ... Fanned a career-best 11 batters on 8/3 vs. Lexington (win, 6.1 IP, 3 H, 1 R, 1 ER, 1 BB) ... Allowed left-handed batters to hit just .192 against him on the season ... Made two starts for Rome in the postseason, going 1-0 with a 0.00 ERA (0 ER in 12.0 IP) and a .196 BAA to help lead the R-Braves to the South Atlantic League championship ... Ended the season tabbed by *Baseball America* as the Appalachian League's

## ALLARD'S CAREER NOTES (Continued)

No. 4 prospect and as the No. 5 prospect in the SAL.

**2015:** Started his professional career with the GCL Braves, going 0-0 with a 0.00 ERA in three starts ... Fanned 12 of the 20 batters he faced on the season, including eight of the first 10 he faced to open his career ... Named by *BA* as the Braves' No. 5 prospect entering 2016, and his curveball was named the "Best Secondary Pitch" in Atlanta's 2015 draft class.

**MISC:** Went 15-3 with a 1.74 ERA (36 ER in 144.2 IP) over 34 games (11 starts) during his high school career, striking out 164 batters ... Served as the starting pitcher in the gold-medal game for the USA Baseball 18U National Team in the 2014 18U Pan American Championship ... High-school battery mates with Atlanta's second-round selection in the 2015 draft, C Lucas Herbert ... Entered the draft tabbed by *BA* as the No. 18 prospect and the No. 8 pitcher after a stress reaction in his back limited his action in his senior campaign.

**AWARDS & HONORS:** Appalachian League Pitcher of the Week (7/17/16) ... Southern League Pitcher of the Week (5/7/17, 9/4/17) ... SL Midseason and Postseason All-Star (2017) ... International League Midseason All-Star (2018) ... Gwinnett Pitcher of the Year (2018) ... MiLB.com Braves Organization All-Star (2018).

**TRANSACTIONS:** Selected by the Atlanta Braves in the first round (14th overall) of the 2015 June draft out of San Clemente High School (San Clemente, CA).

### SINGLE-GAME CAREER HIGHS


|            |                                      |
|------------|--------------------------------------|
| <b>IP:</b> | 8.0 (2x, last: 5/13/18, GWN vs. NOR) |
| <b>SO:</b> | 11 (2x, last: 5/4/17, MIS @ BIR)     |
| <b>BB:</b> | 5 (9/3/16, ROM @ AUG)                |
| <b>H:</b>  | 10 (7/12/17, MIS vs. JXN)            |
| <b>ER:</b> | 7 (7/23/17, MIS vs. BLX)             |

ALLARD



Photo: Karl L. Moore / Gwinnett Stripers





## IAN ANDERSON - PITCHER

**B/T:** Right / Right      **HT/WT:** 6-3 / 170  
**BORN:** May 2, 1998 in Rexford, NY  
**OPENING DAY AGE:** 20      **PRO SEASON:** 4th  
**MLB DEBUT:** None      **MLB SERVICE:** 0.000  
**ACQUIRED:** Selected by the Braves in the first round (3rd overall) of the 2016 June draft out of Shenendehowa High School (Clifton Park, NY).

### ANDERSON'S CAREER PITCHING STATS

| YEAR                 | CLUB             | W-L  | ERA  | G  | GS | CG | SHO | SV  | IP    | H   | R  | ER | HR | BB  | SO  |
|----------------------|------------------|------|------|----|----|----|-----|-----|-------|-----|----|----|----|-----|-----|
| 2016                 | GCL Braves (Rk)  | 1-0  | 0.00 | 5  | 5  | 0  | 0   | 0/0 | 18.0  | 14  | 2  | 0  | 0  | 4   | 18  |
|                      | Danville (Rk)    | 0-2  | 3.74 | 5  | 5  | 0  | 0   | 0/0 | 21.2  | 19  | 10 | 9  | 1  | 8   | 18  |
| 2017                 | Rome (A)         | 4-5  | 3.14 | 20 | 20 | 0  | 0   | 0/0 | 83.0  | 69  | 30 | 29 | 0  | 43  | 101 |
| 2018                 | Florida (Adv-A)  | 2-6  | 2.52 | 20 | 20 | 0  | 0   | 0/0 | 100.0 | 73  | 31 | 28 | 2  | 40  | 118 |
|                      | Mississippi (AA) | 2-1  | 2.33 | 4  | 4  | 0  | 0   | 0/0 | 19.1  | 14  | 5  | 5  | 0  | 9   | 24  |
| Minor League Totals: |                  | 9-14 | 2.64 | 54 | 54 | 0  | 0   | 0/0 | 242.0 | 189 | 78 | 71 | 3  | 104 | 279 |

### ANDERSON'S 2018 SEASON

- Entered the season ranked the Braves' No. 5 prospect and No. 51 prospect in baseball by MLB.com... also ranked the Braves' No. 5 prospect and No. 42 in baseball by *Baseball America*.
- Went 4-7 with a 2.49 ERA (33 ER in 119.1 IP) and a .199 BAA in 24 starts between Advanced-A Florida and Double-A Mississippi.
- His 2.49 ERA was second-lowest among Atlanta farmhands (min. 100.0 IP).
- Also ranked among Braves organization leaders in WHIP (2nd, 1.14), SO/9.0 IP (2nd, 10.7), strikeouts (3rd, 142), starts (T-4th) and innings (9th).
- Named Florida's Pitcher of the Year by the Braves after going 2-6 with a 2.52 ERA and a .198 BAA in 20 starts.**
- Led the Fire Frogs (min. 100.0 IP) in ERA, WHIP (1.13) and strikeouts (118).
- Named Florida's Pitcher of the Month for July after going 1-0 with a 0.82 ERA (2 ER in 22.0 IP) and a .163 BAA in four starts during the month.
- Over his final six outings with the Fire Frogs, was 1-1 with a 0.77 ERA (3 ER in 35.0 IP).
- Threw 7.2 no-hit innings (1 BB, 5 SO) in a no-decision on 8/1 at Charlotte.
- Named FSL Pitcher of the Week on 7/8 and 8/5.
- Promoted to Mississippi on 8/8.
- Went 2-1 with a 2.33 ERA and a .203 BAA in four starts for the M-Braves.
- Tossed 12.2 scoreless innings over his final two starts, wins on 8/26 vs. Biloxi and 9/1 at Jacksonville.
- Following the season, named a Minor League All-Star and Advanced-A All-Star by *Baseball America*.
- Entering 2019, ranked the Braves' No. 3 prospect and the No. 32 prospect in baseball by MLB.com... also ranked the Braves' No. 2 prospect and the No. 24 prospect in baseball by *BA*.
- Selected as a non-roster invitee to Braves Spring Training for 2019.

### ANDERSON'S CAREER NOTES

**2017:** Entered 2017 named by *Baseball America* as Atlanta's No. 5 prospect, and as the No. 66 overall prospect in baseball ... Played his first full professional season with Class-A Rome ... Went 4-5 with a 3.14 ERA and 101 strikeouts over 20 starts ... Led all Braves farmhands (min. 75.0 IP) by averaging 11.0 strikeouts per 9.0 innings pitched ... Logged a 1.75 ERA (11 ER in 56.2 IP) over 14 starts after May ... Posted a 0.83 ERA (2 ER in 21.2 IP) in seven starts after the All-Star break ... Named South Atlantic League Pitcher of the Week for the period of 5/22-5/28 after tossing 6.0 scoreless innings with 11 strikeouts on 5/25 vs. Augusta ... Did not allow a home run throughout the season.

**2016:** Split his first professional season between the GCL Braves and Rookie-level Danville, combining to go 1-2 with a 2.04 ERA (9 ER in 39.2 IP) over 10 starts ... Made five starts with the GCL Braves before advancing to Danville on 8/10 ... Allowed five earned runs over 4.0 innings on 8/22 vs. Bluefield, but pitched to a 0.99 ERA (4 ER in 35.2 IP) in his other nine appearances ... Limited left-handed batters to a .172 average while righties hit .272 ... Held opposing batters to a .189 average with runners on base ... Rated as the No. 12 prospect by *Baseball America* in the 2016 draft class, and also earned the distinction by the publication as having the "Best Delivery" by a prep pitcher.

**MISC:** Selected by the Braves with the third overall pick in 2016, Atlanta's highest draft selection since 1991 (Mike Kelly, second overall) ... Had committed to play college baseball at Vanderbilt.

**AWARDS & HONORS:** South Atlantic League Pitcher of the Week (5/28/17) ... Florida State League Pitcher of the Week (7/8/18, 8/5/18) ... Advanced-A Florida Pitcher of the Year (2018) ... *Baseball America* Advanced-A All-Star (2018) ... *Baseball America* Minor League All-Star (2018).

**TRANSACTIONS:** Selected by the Atlanta Braves in the first round (3rd overall) of the 2016 June Draft out of Shenendehowa High School (Clifton Park, NY).

### SINGLE-GAME CAREER HIGHS

**IP:** 7.2 (8/1/18, FLA @ CHA)  
**SO:** 11 (2x, last: 7/2/18, FLA @ JUP)  
**BB:** 4 (5x last: 8/14/18, MIS vs. CHA)  
**H:** 8 (5/30/17, ROM @ GVL)  
**ER:** 5 (4x, last: 4/25/18, FLA @ DBT)



## JONATHAN ARO - PITCHER

**B/T:** Right / Right **HT/WT:** 6-1 / 254  
**BORN:** October 10, 1990 in La Vega, Dominican Republic  
**OPENING DAY AGE:** 28 **PRO SEASON:** 9th  
**MLB DEBUT:** 6/25/15 with BOS **MLB SERVICE:** 0.045  
**ACQUIRED:** Signed by the Atlanta Braves as a minor league free agent on January 18, 2019.

### ARO'S CAREER PITCHING STATS

| YEAR                 | CLUB             | W-L   | ERA  | G   | GS | CG | SHO | SV    | IP    | H   | R   | ER  | HR | BB  | SO  |
|----------------------|------------------|-------|------|-----|----|----|-----|-------|-------|-----|-----|-----|----|-----|-----|
| 2011                 | DSL Red Sox (Rk) | 2-2   | 3.06 | 9   | 6  | 0  | 0   | 0/0   | 47.0  | 41  | 22  | 16  | 1  | 4   | 38  |
| 2012                 | GCL Red Sox (Rk) | 3-4   | 4.66 | 11  | 4  | 0  | 0   | 0/0   | 38.2  | 45  | 21  | 20  | 4  | 9   | 34  |
| 2013                 | Lowell (SS-A)    | 5-3   | 2.14 | 15  | 1  | 0  | 0   | 3/3   | 54.2  | 44  | 17  | 13  | 2  | 12  | 49  |
| 2014                 | Greenville (A)   | 1-3   | 2.27 | 25  | 0  | 0  | 0   | 7/10  | 67.1  | 52  | 27  | 17  | 3  | 22  | 74  |
|                      | Salem (Adv-A)    | 2-0   | 1.80 | 7   | 1  | 0  | 0   | 1/1   | 20.0  | 12  | 6   | 4   | 1  | 7   | 24  |
| 2015                 | Portland (AA)    | 3-2   | 2.82 | 8   | 0  | 0  | 0   | 0/0   | 22.1  | 15  | 12  | 7   | 0  | 8   | 19  |
|                      | Pawtucket (AAA)  | 0-1   | 3.14 | 26  | 0  | 0  | 0   | 2/5   | 51.2  | 43  | 18  | 18  | 2  | 10  | 53  |
|                      | BOSTON (MLB)     | 0-1   | 6.97 | 6   | 0  | 0  | 0   | 0/0   | 10.1  | 15  | 8   | 2   | 4  | 8   | 8   |
| 2016                 | Tacoma (AAA)     | 3-2   | 2.48 | 24  | 1  | 0  | 0   | 1/3   | 36.1  | 29  | 13  | 10  | 2  | 10  | 25  |
|                      | SEATTLE (MLB)    | 0-0   | 0.00 | 1   | 0  | 0  | 0   | 0/0   | 0.2   | 1   | 0   | 0   | 0  | 1   | 0   |
| 2017                 | Tacoma (AAA)     | 6-1   | 3.16 | 25  | 1  | 0  | 0   | 0/1   | 42.2  | 31  | 16  | 15  | 5  | 11  | 48  |
| 2018                 | El Paso (AAA)    | 2-3   | 3.68 | 38  | 0  | 0  | 0   | 2/5   | 44.0  | 38  | 19  | 18  | 3  | 19  | 36  |
| Minor League Totals: |                  | 27-21 | 2.92 | 188 | 14 | 0  | 0   | 16/28 | 424.2 | 350 | 171 | 138 | 23 | 112 | 400 |
| Major League Totals: |                  | 0-1   | 6.55 | 7   | 0  | 0  | 0   | 0/0   | 11.0  | 16  | 8   | 8   | 2  | 5   | 8   |

### ARO'S 2018 SEASON

- Signed by the San Diego Padres as a minor league free agent and invited to Spring Training on 11/30/17.
- Spent the entire season with Triple-A El Paso, going 2-3 with a 3.68 ERA, a .241 BAA and two saves (2-for-5) in 38 relief appearances.
- Earned both of his wins and saves in April despite posting a 5.27 ERA (8 ER in 13.2 IP) in 10 outings.
- Did not allow a run in five July appearances (5.0 IP), posting a .133 BAA.
- Spent three stints on the El Paso disabled list (5/30-6/4, 7/6-7/19, 8/12-9/25).
- Held left-handed batters to a .203 average (15-for-74)...right-handers hit .274 (23-for-84) against him.
- Following the season, made 11 relief appearances for Lacey of the Dominican Winter League, going 0-0 with a 2.53 ERA (3 ER in 10.2 IP).
- Elected free agency on 11/2, signed by the Atlanta Braves as a minor league free agent on 1/18.

### ARO'S CAREER NOTES

**2017:** Spent the entire season with Triple-A Tacoma of the Seattle Mariners system, going 6-1 with a 3.16 ERA and a .204 BAA in 25 games (1 start) ... Was on the restricted list from 4/6-5/30 while serving a 50-game suspension (MLB drug program) ... Following the season, played for Lacey in the Dominican Winter League, going 2-1 with a 4.76 ERA (12 ER in 22.2 IP) in 20 relief appearances.

**2016:** In 24 appearances (1 start) with Tacoma, went 3-2 with a 2.48 ERA, a .221 BAA and one save (1-for-3) ... Recalled by Seattle on 6/17 and made his lone appearance with the Mariners on 6/20 at Detroit (0.2 IP, 1 H, 0 R, 1 BB) ... Optioned back to Tacoma on 6/21 ... Placed on the seven-day disabled list with a right elbow/forearm strain on 7/1 ... Missed the remainder of the season.

**2015:** Made his Major League debut with Boston, going 0-1 with a 6.97 ERA in six appearances across four stints ... Also made 34 appearances between Double-A Portland and Triple-A Pawtucket, going 3-3 with a 3.04 ERA (25 ER in 74.0 IP), a .212 BAA and two saves (2-for-5).

**2014:** Opened the year with Class-A Greenville, going 1-3 with a 2.27 ERA, a .211 BAA and seven saves (7-for-10) in 25 relief outings ... Named Red Sox Minor League Pitcher of the Month for April (2.53 ERA, .158 BAA in 7 games) ... Named a South Atlantic League Midseason All-Star after going 1-0 with a 1.76 ERA (8 ER in 41.0 IP) and five saves in the first half ... Promoted to Advanced-A Salem on 7/29 and went 2-0 with a 1.80 ERA and one save (1-for-1) in seven games (1 start).

**2013:** With Short-A Lowell, went 5-3 with a 2.14 ERA, .222 BAA and three saves (3-for-3) in 15 games (1 start) ... Posted a 1.02 ERA (2 ER in 17.2 IP) in five August outings, going 2-0 with all three of his saves.

**2012:** Made 11 appearances (4 starts) with the GCL Red Sox, going 3-4 with a 4.66 ERA.

**2011:** In his professional debut with the DSL Red Sox, went 2-2 with a 3.06 ERA in nine games (6 starts) ... Posted a 1.82 ERA (6 ER in 29.2 IP) in his final five starts.

**AWARDS & HONORS:** South Atlantic League Midseason All-Star (2014).

**TRANSACTIONS:** Signed by the Boston Red Sox as a non-drafted free agent (6/6/11) ... Traded by the Red Sox along with LHP Wade Miley to the Seattle Mariners in exchange for LHP Roenis Elias and RHP Carson Smith (12/7/15) ... Signed by the San Diego Padres as a minor league free agent (11/30/17) ... Signed by the Atlanta Braves as a minor league free agent (DATE).

### SINGLE-GAME CAREER HIGHS

**IP:** 6.2 (8/3/11, DSL RSX @ DSL DOD)  
**SO:** 7 (7/7/17, TAC @ SAC)  
**BB:** 3 (6x, last: 4/17/18, ELP @ RNO)  
**H:** 10 (7/4/12, GCL RSX vs. GCL RAY)  
**ER:** 7 (7/15/11, DSL RSX vs. DSL PIR)



## ANDRES BLANCO - INFILDER

**B/T:** Switch / Right      **HT/WT:** 5-10 / 190  
**BORN:** April 11, 1984 in Urama, Carabobo, Venezuela  
**OPENING DAY AGE:** 34      **PRO SEASON:** 17th  
**MLB DEBUT:** 4/17/04 with KC      **MLB SERVICE:** 7.007  
**ACQUIRED:** Signed by the Atlanta Braves as a minor league free agent on December 5, 2018.

### BLANCO'S CAREER HITTING STATS

| YEAR                 | CLUB                   | AVG  | G   | AB   | R   | H   | 2B  | 3B | HR | RBI | BB  | SO  | SB | OBP  | SLG  |
|----------------------|------------------------|------|-----|------|-----|-----|-----|----|----|-----|-----|-----|----|------|------|
| 2002                 | GCL Royals (Rk)        | .249 | 52  | 193  | 27  | 48  | 8   | 0  | 0  | 14  | 15  | 29  | 16 | .315 | .290 |
|                      | Wilmington (Adv-A)     | .308 | 5   | 13   | 2   | 4   | 1   | 0  | 0  | 0   | 1   | 4   | 0  | .357 | .385 |
| 2003                 | Wilmington (Adv-A)     | .244 | 113 | 394  | 61  | 96  | 11  | 3  | 0  | 25  | 44  | 50  | 13 | .330 | .287 |
| 2004                 | Wichita (AA)           | .247 | 93  | 324  | 34  | 80  | 10  | 2  | 0  | 21  | 18  | 44  | 7  | .299 | .290 |
|                      | KANSAS CITY (MLB)      | .317 | 19  | 60   | 9   | 19  | 2   | 2  | 0  | 5   | 5   | 6   | 1  | .379 | .417 |
| 2005                 | High Desert (Adv-A)    | .500 | 3   | 10   | 0   | 5   | 1   | 0  | 0  | 3   | 0   | 1   | 1  | .500 | .600 |
|                      | AZL Royals (Rk)        | .320 | 7   | 25   | 6   | 8   | 1   | 0  | 2  | 9   | 1   | 7   | 1  | .370 | .600 |
| 2006                 | Wichita (AA)           | .189 | 9   | 37   | 5   | 7   | 0   | 0  | 1  | 5   | 3   | 7   | 0  | .250 | .270 |
|                      | Omaha (AAA)            | .254 | 35  | 114  | 14  | 29  | 4   | 2  | 1  | 9   | 10  | 23  | 2  | .331 | .351 |
| 2007                 | KANSAS CITY (MLB)      | .215 | 26  | 79   | 6   | 17  | 0   | 1  | 0  | 5   | 0   | 5   | 0  | .220 | .241 |
|                      | Omaha (AAA)            | .237 | 88  | 283  | 30  | 67  | 9   | 4  | 2  | 20  | 21  | 41  | 6  | .309 | .318 |
| 2008                 | KANSAS CITY (MLB)      | .241 | 33  | 87   | 9   | 21  | 4   | 1  | 0  | 9   | 5   | 14  | 0  | .290 | .310 |
|                      | Omaha (AAA)            | .196 | 28  | 97   | 8   | 19  | 2   | 0  | 0  | 8   | 5   | 12  | 0  | .231 | .216 |
| 2009                 | AZL Royals             | .000 | 2   | 2    | 0   | 0   | 0   | 0  | 0  | 0   | 0   | 0   | 0  | .000 | .000 |
|                      | Iowa (AAA)             | .285 | 102 | 298  | 30  | 85  | 8   | 2  | 1  | 36  | 15  | 31  | 9  | .327 | .336 |
| 2010                 | Iowa (AAA)             | .304 | 64  | 230  | 30  | 70  | 17  | 2  | 6  | 29  | 17  | 28  | 6  | .353 | .474 |
|                      | CHI. CUBS (MLB)        | .252 | 53  | 123  | 15  | 31  | 8   | 0  | 1  | 12  | 8   | 14  | 0  | .303 | .341 |
| 2011                 | TEXAS (MLB)            | .277 | 68  | 166  | 17  | 46  | 10  | 1  | 0  | 13  | 11  | 24  | 0  | .330 | .349 |
|                      | Round Rock (AAA)       | .227 | 6   | 22   | 3   | 5   | 3   | 0  | 0  | 5   | 3   | 3   | 0  | .320 | .364 |
| 2012                 | TEXAS (MLB)            | .224 | 36  | 76   | 9   | 17  | 3   | 0  | 2  | 3   | 4   | 14  | 0  | .263 | .342 |
|                      | Lehigh Valley (AAA)    | .235 | 120 | 413  | 47  | 97  | 14  | 1  | 10 | 40  | 39  | 77  | 6  | .301 | .346 |
| 2013                 | Did Not Play - Injured |      |     |      |     |     |     |    |    |     |     |     |    |      |      |
|                      | Lehigh Valley (AAA)    | .241 | 45  | 137  | 16  | 33  | 6   | 0  | 0  | 11  | 13  | 25  | 3  | .314 | .285 |
| 2014                 | PHILADELPHIA (MLB)     | .277 | 25  | 47   | 4   | 13  | 5   | 0  | 1  | 3   | 2   | 6   | 0  | .306 | .447 |
|                      | PHILADELPHIA (MLB)     | .292 | 106 | 233  | 32  | 68  | 22  | 3  | 7  | 25  | 21  | 44  | 1  | .360 | .502 |
| 2015                 | PHILADELPHIA (MLB)     | .253 | 90  | 190  | 26  | 48  | 15  | 1  | 4  | 21  | 11  | 41  | 2  | .316 | .405 |
|                      | PHILADELPHIA (MLB)     | .192 | 80  | 130  | 10  | 25  | 4   | 0  | 3  | 13  | 12  | 34  | 1  | .257 | .292 |
| 2016                 | Col. Springs (AAA)     | .271 | 96  | 306  | 51  | 83  | 17  | 3  | 9  | 47  | 35  | 47  | 6  | .362 | .435 |
|                      | Minor League Totals:   | .254 | 868 | 2898 | 364 | 736 | 112 | 19 | 32 | 282 | 240 | 429 | 76 | .320 | .339 |
| Major League Totals: |                        | .256 | 536 | 1191 | 137 | 305 | 73  | 9  | 18 | 109 | 79  | 202 | 5  | .310 | .378 |

### BLANCO'S 2018 SEASON

- Signed to a minor league contract by the San Francisco Giants on 2/1.
- Released by the Giants on 3/31, signed by the Milwaukee Brewers to a minor league contract on 4/2.
- Spent the season with Triple-A Colorado Springs in the Brewers organization, batting .271 with nine home runs and 47 RBI in 96 games.
- Had eight multi-hit games in April, batting .329 (24-for-73, 1 HR, 13 RBI).
- Went 4-for-5 with two doubles and two RBI on 4/30 vs. Nashville.
- Had two four-RBI games: 4/18 at New Orleans and 7/29 vs. Albuquerque.
- Batted .314 (22-for-70) with a season high three home runs in July.
- Batted .288 (64-for-222) with seven home runs and 38 RBI against right-handed pitchers.
- Batted .258 (23-for-89, 4 HR, 40 RBI) with runners in scoring position.
- Posted a .987 fielding percentage (6 errors/483 TC) over 95 games, appearing at four different positions: first base (44 games), second base (14), third base (32) and shortstop (5).
- Signed by the Atlanta Braves on 12/5 and invited to MLB Spring Training for 2019.

### BLANCO'S CAREER NOTES

**2017:** Finished his fourth consecutive season with the Phillies and batted .192 (25-for-130) with seven extra base hits and 13 RBI in 80 games ... Started 20 games, making 13 starts at second base and seven at third ... Posted a .989 fielding percentage ... Recorded a three-hit performance on 9/4 at New York-NL.

**2016:** Made his fourth opening day roster and second straight with the Phillies ... Batted .253 (48-for-190) in 90 games ... Stole home on 5/25 at Detroit ... 20 of his 49 hits went for extra bases (15 2B, 1 3B, 4 HR) ... Batted .349 (15-for-43) with runners in scoring position which led the Phillies ... Spent time on the 15-day DL, 7/25-9/1, with a fractured left index finger.

**2015:** Played in 106 games for the Phillies ... Batted .292

(68-for-233, 22 2B, 3 3B, 7 HR, 25 RBI) ... Among Major League pinch-hitters, tied for first in extra base hits (7), ranked third in doubles (5), tied for fourth in home runs (2) and tied for 10th in hits ... Set career highs in games (106), AB (233), hits (68), doubles (22), triples (3), home runs (7), RBI (25), and runs (32) ... Hit a tie-breaking two-run homer in the 9th inning on 9/27 at Washington.

**2014:** Entered the season with Triple-A Lehigh Valley ... Batted .241 (33-for-137) in 45 games with the IronPigs ... Was called up to the Phillies on 6/29 and made his season debut on 7/2 as a pinch hitter ... Batted .277 (13-for-47) in 25 games with the Phillies.

**2013:** Missed the entire season following right shoulder surgery.

**2012:** Spent the entire season with Lehigh Valley, batting .235 with 25 extra-base hits and six stolen bases in 120 games ... Set a professional high in home runs (10) ... Plated a season-high four RBI on 7/23 vs. Columbus.

**2011:** Entered the season with the Texas Rangers ... Batted .224 (17-for-76) in 36 games ... Had two stints on the disabled list from 7/7-7/30 (stress reaction in his back) and from 8/9-8/31 (lower back inflammation).

**2010:** Began Spring Training with the Chicago Cubs and suffered a right knee sprain in March before being traded to the Texas Rangers on 3/27 ... Made his first career Opening Day roster and was the Opening Day starter at second base ... Batted .277 in 68 games ... Recorded four three-hit games ... Posted a .966 fielding percentage (7 errors/206 TC).

**2009:** Was a non-roster invite to Spring Training with the Chicago Cubs ... Hit .304 (70-for-230, 17 2B, 2 3B, 6 HR, 30 R, 29 RBI, 6 SB) in 64 games with Triple-A Iowa ... Called up to the Cubs on 5/27 ... Hit his first Major League home run on 7/29 vs. Houston ... Batted .252 (31-for-123) in 53 games with the Cubs.

**2008:** Spent the entire season with Triple-A Iowa ... Batted .285 (85-for-298, 8 2B, 2 3B, 1 HR, 30 R, 36 RBI, 9 SB) ... Went 4-for-5 and drove in four runs on 8/12 vs. New Orleans ... Hit .350 (21-for-60) in 16 games in August.

**2007:** Played in just 28 games for Triple-A Omaha due to hamstring strains in both of his legs ... Batted .196 (19-for-97).

**2006:** Batted .237 (67-for-283, 9 2B, 4 3B, 2 HR, 30 R, 20 RBI, 6 SB) in 88 games for Triple-A Omaha ... Named to the Pacific Coast League Midseason All-Star team ... Hit .329 (23-for-70) in April ... Made his MLB season debut on 5/20 vs. St Louis ... Batted .241 (21-for-87) in 33 games with the Kansas City Royals.

**2005:** Played in just 35 games with Triple-A Omaha ... Batted .254 (29-for-114, 4 2B, 2 3B, 1 HR, 14 R, 9 RBI, 2 SB).

**2004:** Opened the season with Double-A Wichita ... Hit .247 (80-for-324, 10 2B, 2 3B, 0 HR, 34 R, 21 RBI, 7 SB) in 93 games ... Had his contract selected by the Kansas City Royals on 4/17 and made his big league debut that day at Minnesota in a start at shortstop ... At 20 years, six days old, became the youngest position player in franchise history ... Recorded his first Major League hit on 4/18 at Minnesota ... Batted .317 (19-for-60) in 19 games.

**2003:** In 113 games with Advanced-A Wilmington, hit .244, with 14 extra-base hits ... Set career highs in runs (61) and walks (44).

**2002:** Made his professional debut by splitting time between GCL Royals and Advanced-A Wilmington hitting a combined .252 in 57 games.

**AWARDS & HONORS:** *Baseball America* Texas League "Best Defensive Shortstop" (2004) ... MLB All-Star Futures Game World Team (2004) ... MLBPAA Phillies Heart and Hustle Award (2016).

**TRANSACTIONS:** Signed by the Kansas City Royals as a non-drafted free agent (8/2/00) ... Signed by the Chicago Cubs as a minor league free agent (11/20/07) ... Traded by the Cubs to the Texas Rangers in exchange for cash

(3/27/10) ... Signed by the Washington Nationals as a minor league free agent (12/16/11) ... Signed by the Philadelphia Phillies as a minor league free agent (3/31/12) ... Signed by the San Francisco Giants as a minor league free agent (2/1/18) ... Signed by the Milwaukee Brewers as a minor league free agent (4/2/18) ... Signed by the Atlanta Braves as minor league free agent (12/5/18).

**SINGLE-GAME CAREER HIGHS**

|             |                                   |
|-------------|-----------------------------------|
| <b>H:</b>   | 4 (4x, last: 4/30/18, COS @ NAS)  |
| <b>HR:</b>  | 1 (50x, last: 8/25/18, COS @ OKC) |
| <b>RBI:</b> | 4 (7x last: 7/29/18, COS vs. ABQ) |
| <b>R:</b>   | 3 (5x last: 6/2/18, COS vs. IOW)  |
| <b>SB:</b>  | 2 (2x, last: 6/21/18, COS @ IOW)  |





## THOMAS BURROWS - PITCHER

**B/T:** Left / Left      **HT/WT:** 6-2 / 230  
**BORN:** September 14, 1994 in Florence, AL  
**OPENING DAY AGE:** 24      **PRO SEASON:** 4th  
**MLB DEBUT:** None      **MLB SERVICE:** 0.000  
**ACQUIRED:** Via trade with the Seattle Mariners in exchange for RHP Shae Simmons and OF Mallex Smith on January 11, 2017.

### BURROWS'S CAREER PITCHING STATS

| YEAR                 | CLUB             | W-L | ERA  | G   | GS | CG | SHO | SV    | IP    | H   | R  | ER | HR | BB | SO  |
|----------------------|------------------|-----|------|-----|----|----|-----|-------|-------|-----|----|----|----|----|-----|
| 2016                 | Everett (SS-A)   | 0-1 | 2.55 | 20  | 0  | 0  | 0   | 6/7   | 24.2  | 23  | 8  | 7  | 1  | 11 | 37  |
| 2017                 | Rome (A)         | 3-5 | 2.16 | 38  | 0  | 0  | 0   | 3/6   | 66.2  | 48  | 20 | 16 | 1  | 25 | 92  |
| 2018                 | Rome (A)         | 0-0 | 0.00 | 1   | 0  | 0  | 0   | 1/1   | 2.0   | 0   | 0  | 0  | 0  | 0  | 4   |
|                      | Florida (Adv-A)  | 6-2 | 3.28 | 29  | 0  | 0  | 0   | 4/5   | 46.2  | 38  | 22 | 17 | 0  | 30 | 55  |
|                      | Mississippi (AA) | 0-0 | 1.42 | 15  | 0  | 0  | 0   | 6/6   | 19.0  | 10  | 3  | 3  | 0  | 6  | 27  |
| Minor League Totals: |                  | 9-8 | 2.43 | 103 | 0  | 0  | 0   | 20/25 | 159.0 | 119 | 53 | 43 | 2  | 72 | 215 |

### BURROWS'S 2018 SEASON

- Opened the season rated the Braves' No. 28 prospect by MLB.com.
- Combined to go 6-2 with a 2.66 ERA (20 ER in 67.2 IP), 11 saves (11-for-12) and a .199 BAA in 45 relief outings between Class-A Rome, Advanced-A Florida and Double-A Mississippi.
- Appeared once with Rome on 4/5 vs. Hagerstown (2.0 IP, 0 R, save) before joining Florida on 4/8.
- Logged 29 outings with the Fire Frogs, going 6-2 with a 3.28 ERA (17 ER in 46.2 IP), four saves (4-for-5) and a .225 BAA.
- Went 3-0 with a 0.73 ERA (1 ER in 12.1 IP), one save (1-for-1) and a .143 BAA over six outings with Florida in July...walked five while striking out 16.
- Won three consecutive outings from 7/6-7/13, yielding one earned run over 6.1 innings for a 1.42 ERA.
- Promoted to Mississippi on 7/20 and went 0-0 with a 1.42 ERA (3 ER in 19.0 IP), six saves (6-for-6) and a .154 BAA in 15 relief outings.
- Did not allow a run over his first four outings (4.0 IP) with the M-Braves from 7/22-7/30.
- Fired 12.1 scoreless innings over his final nine games with Mississippi, logging four saves (4-for-4).
- Did not allow a run over seven outings (9.2 IP) at home with Mississippi.
- Following the season, pitched for Peoria of the Arizona Fall League, going 0-0 with a 2.25 ERA (3 ER in 12.0 IP) in eight relief outings for the AFL champions.
- Entering 2019, is ranked the Braves' No. 18 prospect by MLB.com.
- Selected as a non-roster invitee to Braves Spring Training for 2019.

### BURROWS'S CAREER NOTES

**2017:** In his Braves' organization debut, logged 38 relief outings with Class-A Rome, going 3-5 with a 2.16 ERA (16 ER in 66.2 IP) and three saves (3-for-6) ... Held South Atlantic League opponents to a .198 average ... Led all Atlanta minor league relievers with 92 strikeouts and ranked second in the system (min. 60.0 IP) with a 12.4 SO/9.0 IP ratio ... Also ranked in the top 10 among Braves' relief prospects (min. 30.0 IP) in hits/9.0 IP ratio (6th, 6.5), SO/BB ratio (T-6th, 3.68) and ERA (7th, 2.16) ... Following the season, named a Braves Organization All-Star by MiLB.com.

**2016:** Made his professional debut with Short-A Everett in the Seattle Mariners organization, going 0-1 with a 2.55 ERA (7 ER in 24.2 IP), six saves (6-for-7) and a .240 BAA in 20 relief outings ... Struck out 37 batters over 24.2 innings for a 13.5 SO/9.0 IP ratio, the second-highest in the Mariners system (min. 20.0 IP) ... Held left-handed batters to a .111 average (3-for-27) with no extra-base hits ... Posted a 1.04 ERA (1 ER in 8.2 IP) and three saves (3-for-3) over seven outings in August.

**MISC:** Finished his collegiate career at the University of Alabama as the school's career leader with 30 saves over three seasons ... Named a Freshman All-American by Collegiate Baseball and the NCBWA in 2014 ... Also chosen as the relief pitcher on the SEC All-Freshman Team in 2014.

**AWARDS & HONORS:** MiLB.com Atlanta Braves Organization All-Star (2017).

**TRANSACTIONS:** Selected by the Seattle Mariners in the fourth round of the 2016 June draft out of the University of Alabama (Tuscaloosa, AL) ... Traded by the Mariners to the

Atlanta Braves along with LHP Luiz Gohara in exchange for RHP Shae Simmons and OF Mallex Smith (1/11/17).

### SINGLE-GAME CAREER HIGHS

**IP:** 3.0 (5x, last: 8/20/17, ROM @ COL)  
**SO:** 6 (5/30/17, ROM @ GVL)  
**BB:** 3 (2x, last: 5/29/18, FLA vs. DUN)  
**H:** 4 (6/13/18, FLA vs. BRD)  
**ER:** 3 (3x, last: 5/29/18, FLA vs. DUN)

BURROWS



## CORBIN CLOUSE - PITCHER

**B/T:** Switch / Left      **HT/WT:** 6-0 / 210  
**BORN:** June 26, 1995 in Lansing, MI  
**OPENING DAY AGE:** 23      **PRO SEASON:** 4th  
**MLB DEBUT:** None      **MLB SERVICE:** 0.000  
**ACQUIRED:** Selected by the Braves in the 27th round of the 2016 June draft out of Davenport University (Grand Rapids, MI).

### CLOUSE'S CAREER PITCHING STATS

| YEAR                 | CLUB             | W-L  | ERA  | G   | GS | CG | SHO | SV    | IP    | H   | R  | ER | HR | BB | SO  |
|----------------------|------------------|------|------|-----|----|----|-----|-------|-------|-----|----|----|----|----|-----|
| 2016                 | Danville (Rk)    | 1-0  | 0.00 | 4   | 0  | 0  | 0   | 1/1   | 6.2   | 0   | 0  | 0  | 0  | 2  | 16  |
|                      | Rome (A)         | 4-0  | 1.52 | 15  | 0  | 0  | 0   | 4/5   | 23.2  | 13  | 4  | 4  | 1  | 13 | 37  |
| 2017                 | Florida (Adv-A)  | 2-0  | 2.31 | 25  | 0  | 0  | 0   | 2/2   | 35.0  | 31  | 13 | 9  | 0  | 21 | 46  |
|                      | Mississippi (AA) | 3-4  | 2.86 | 16  | 0  | 0  | 0   | 1/3   | 22.0  | 21  | 8  | 7  | 2  | 13 | 26  |
| 2018                 | Mississippi (AA) | 5-2  | 1.84 | 38  | 0  | 0  | 0   | 4/6   | 49.0  | 38  | 11 | 10 | 0  | 21 | 65  |
|                      | Gwinnett (AAA)   | 1-0  | 2.25 | 7   | 3  | 0  | 0   | 0/0   | 16.0  | 12  | 4  | 4  | 0  | 4  | 18  |
| Minor League Totals: |                  | 16-6 | 2.01 | 105 | 3  | 0  | 0   | 12/17 | 152.1 | 115 | 40 | 34 | 3  | 74 | 208 |

### CLOUSE'S 2018 SEASON

- Combined to go 6-2 with a 1.94 ERA (14 ER in 65.0 IP), a .214 BAA and four saves (4-for-6) in 45 games (3 starts) between Double-A Mississippi and Gwinnett.
- Named a Braves' Organization All-Star by MiLB.com following the season.
- His 11.5 SO/9.0 IP ratio (83 SO in 65.0 IP) ranked fifth among Braves' minor leaguers with at least 40 appearances.
- Opened the season with the M-Braves, going 5-2 with a 1.84 ERA (10 ER in 49.0 IP), a .216 BAA and four saves (4-for-6) in 38 relief outings from 4/7-8/6.
- Went 4-2 with a 0.77 ERA (2 ER in 24.1 IP) and four saves (4-for-4) over his last 20 outings with Mississippi.
- Posted a 0.84 ERA (2 ER in 21.1 IP) and a .192 BAA in 17 home outings with the M-Braves.
- Promoted to Gwinnett on 8/11... as of that date, ranked second among Southern League relief leaders in highest SO/9.0 IP ratio (11.94, 65 SO in 49.0 IP).
- In seven games (3 starts) on his Triple-A debut with the Stripers, went 1-0 with a 2.25 ERA (4 ER in 16.0 IP) and a .207 BAA.
- Earned his first Triple-A win on 8/21-G2 vs. Durham (2.0 IP, 0 H, 0 R, 0 BB, 4 SO in 5-4 victory).
- Held IL opponents to a .080 average (2-for-25, 3 BB, 12 SO) and posted a 1.13 ERA (1 ER in 8.0 IP) in his four relief outings with Gwinnett.
- Made three spot starts – the first starts of his career – from 8/25-9/3, going 0-0 with a 3.38 ERA (3 ER in 8.0 IP).
- Selected as a non-roster invitee to Braves Spring Training for 2019.

### CLOUSE'S CAREER NOTES

**2017:** Combined to go 5-4 with a 2.53 ERA (16 ER in 57.0 IP) and 72 strikeouts in 41 games between Advanced-A Florida and Double-A Mississippi ... His 2.53 ERA ranked eighth among Atlanta minor league relievers (min. 30.0 IP) ... His 11.4 SO/9.0 IP ratio ranked fifth among Braves' minor league relievers.

**2016:** Split his first professional season between Rookie-level Danville and Class-A Rome, going 5-0 with a 1.19 ERA (4 ER in 30.1 IP) and four saves in 19 games ... His 1.19 ERA led all Braves' minor league relievers (min. 30.0 IP) ... Made four appearances with Danville before joining Rome on 7/9 ... Went 0-1 with a 0.00 ERA in four postseason appearances as Rome won the South Atlantic League championship.

**AWARDS & HONORS:** MiLB.com Braves Organization All-Star (2018).

**TRANSACTIONS:** Selected by the Atlanta Braves in the 27th round of the 2016 June draft out of Davenport University (Grand Rapids, MI).

### SINGLE-GAME CAREER HIGHS

**IP:** 3.0 (7x, last: 9/3/18, GWN vs. CHA)  
**SO:** 7 (8/2/16, ROM vs. LEX)  
**BB:** 4 (4/12/17, FLA vs. DUN)  
**H:** 5 (2x, last: 8/25/18, GWN @ CHA)  
**ER:** 4 (4/12/17, FLA vs. DUN)



## JASON CREASY - PITCHER

**B/T:** Right / Right      **HT/WT:** 6-4 / 200  
**BORN:** May 13, 1992 in Raleigh, NC  
**OPENING DAY AGE:** 26      **PRO SEASON:** 9th  
**MLB DEBUT:** None      **MLB SERVICE:** 0.000  
**ACQUIRED:** Claimed by the Atlanta Braves from the Arizona Diamondbacks during the Rule 5 Draft on December 13, 2018.

### CREASY'S CAREER PITCHING STATS

| YEAR                 | CLUB                 | W-L   | ERA  | G   | GS | CG | SHO | SV  | IP    | H   | R   | ER  | HR | BB  | SO  |
|----------------------|----------------------|-------|------|-----|----|----|-----|-----|-------|-----|-----|-----|----|-----|-----|
| 2011                 | GCL Pirates (Rk)     | 0-0   | 1.69 | 3   | 2  | 0  | 0   | 0/0 | 5.1   | 7   | 3   | 1   | 0  | 3   | 3   |
| 2012                 | State College (SS-A) | 0-5   | 5.63 | 14  | 14 | 0  | 0   | 0/0 | 54.1  | 66  | 39  | 34  | 3  | 20  | 29  |
| 2013                 | West Virginia (A)    | 6-4   | 2.74 | 32  | 13 | 0  | 0   | 3/4 | 108.1 | 106 | 43  | 33  | 7  | 24  | 96  |
| 2014                 | Bradenton (Adv-A)    | 8-9   | 3.93 | 28  | 27 | 0  | 0   | 0/0 | 148.2 | 165 | 75  | 65  | 13 | 22  | 100 |
| 2015                 | Altoona (AA)         | 12-8  | 4.41 | 27  | 25 | 0  | 0   | 1/1 | 147.0 | 163 | 79  | 72  | 12 | 52  | 71  |
| 2016                 | West Virginia (SS-A) | 0-0   | 0.00 | 2   | 0  | 0  | 0   | 0/0 | 2.2   | 2   | 0   | 0   | 0  | 1   | 3   |
|                      | Altoona (AA)         | 4-1   | 6.07 | 8   | 5  | 0  | 0   | 0/0 | 29.2  | 34  | 24  | 20  | 2  | 10  | 16  |
|                      | Indianapolis (AAA)   | 0-0   | 0.00 | 2   | 0  | 0  | 0   | 0/0 | 4.0   | 0   | 0   | 0   | 0  | 4   | 1   |
| 2018                 | Visalia (Adv-A)      | 1-1   | 6.75 | 6   | 0  | 0  | 0   | 0/1 | 6.2   | 10  | 8   | 5   | 1  | 3   | 10  |
| Minor League Totals: |                      | 31-28 | 4.09 | 122 | 86 | 0  | 0   | 4/6 | 506.2 | 553 | 271 | 230 | 38 | 139 | 329 |

### CREASY'S 2018 SEASON

- Went 1-1 with a 2.88 ERA (13 ER in 40.2 IP) in 47 games between Long Island and Southern Maryland of the independent Atlantic League.
- Struck out 50 in 36.2 innings of work over 44 outings with Southern Maryland.
- Signed by the Arizona Diamondbacks on 8/21 and sent to Advanced-A Visalia.
- Went 1-1 with a 6.75 ERA in six relief appearances for the Rawhide.
- Earned a win in relief on 9/3 at Stockton (1.0 IP, 0 H, 0 ER, 1 BB, 1 SO).

### CREASY'S CAREER NOTES

**2017:** Released by the Pittsburgh Pirates on 4/3 ... Signed with the St. Paul Saints of the independent American Association ... Went 4-5 with a 5.68 ERA (36 ER in 57.0 IP) in 11 starts for the Saints.

**2016:** Combined to go 4-1 with a 4.95 ERA (20 ER in 36.1 IP) in 12 games (5 starts) between Short-A West Virginia, Double-A Altoona and Triple-A Indianapolis ... Placed on the 7-day disabled list on 4/30 and was out of action until a rehab assignment with West Virginia from 8/6-8/17 ... Promoted to Indianapolis for his Triple-A debut on 8/30 and tossed 4.0 scoreless innings over two outings.

**2015:** Spent the entire season with Altoona, earning selection to the Eastern League All-Star Game ... Posted a career-high 12 wins, tied for third in the league ... Overall went 12-8 with a 4.41 ERA (72 ER in 147.0 IP) in 27 games (25 starts) ... Went 7-0 with a 2.69 ERA in first 10 starts through 6/5 ... Posted a 2.25 ERA (3 ER in 12 IP) in two September starts.

**2014:** Ranked second in the Florida State League in starts (27) and third in innings pitched (148.2), going 8-9 with a 3.93 ERA in 28 games for Advanced-A Bradenton ... Issued the fewest walks per 9.0 innings (1.32) among FSL starters ... Worked 43.2 innings without allowing a walk from 6/11-7/23 ... Went 2-2 and posted a 2.52 ERA (10 ER in 35.2 IP) in six starts in June.

**2013:** Went 6-4 with a 2.74 ERA and three saves (3-for-4) in 32 games (13 starts) with Class-A West Virginia ... As a starter, went 3-4 with a 2.47 ERA (18 ER in 65.2 IP) ... Went 4-1 with a 1.59 ERA (6 ER in 34.0 IP) in his last six appearances (5 starts) of the season.

**2012:** With Short-A State College, started 14 games and posted a 5.63 ERA (34 ER in 54.1 IP).

**2011:** In his professional debut, recorded a 1.69 ERA (1

ER in 5.1 IP) in three appearances (2 starts) for the Rookie-level GCL Pirates.

**AWARDS & HONORS:** Eastern League Midseason All-Star (2015).

**TRANSACTIONS:** Selected by the Pittsburgh Pirates in the eighth round of the 2011 June Draft out of Clayton High School (Clayton, NC) ... Signed by the Arizona Diamondbacks as a minor league free agent (8/21/18) ... Claimed by the Atlanta Braves from the Diamondbacks during the Rule 5 Draft (12/13/18).

### SINGLE-GAME CAREER HIGHS

**IP:** 7.2 (7/23/14, BRD vs. DUN)  
**SO:** 8 (2x last: 7/4/14, BRD @ PMB)  
**BB:** 4 (2x last: 6/21/15, ALT vs. HAR)  
**H:** 11 (8/8/14, BRD vs. JUP)  
**ER:** 7 (3x, last: 7/25/15, ALT @ AKR)



## GRANT DAYTON - PITCHER

40-MAN

**B/T:** Left / Left **HT/WT:** 6-2 / 210  
**BORN:** November 25, 1987 in Huntsville, AL  
**OPENING DAY AGE:** 31 **PRO SEASON:** 9th  
**MLB DEBUT:** 7/22/16 with LAD **MLB SERVICE:** 2.074  
**ACQUIRED:** Claimed by the Braves off waivers from the Los Angeles Dodgers on November 20, 2017.

### DAYTON'S CAREER PITCHING STATS

| YEAR                 | CLUB                   | W-L   | ERA  | G   | GS | CG | SHO | SV    | IP    | H   | R   | ER  | HR | BB  | SO  |
|----------------------|------------------------|-------|------|-----|----|----|-----|-------|-------|-----|-----|-----|----|-----|-----|
| 2010                 | GCL Marlins (Rk)       | 0-0   | 0.00 | 1   | 0  | 0  | 0   | 1/1   | 1.0   | 0   | 0   | 0   | 0  | 0   | 1   |
|                      | Jamestown (SS-A)       | 1-1   | 1.26 | 17  | 0  | 0  | 0   | 1/2   | 28.2  | 18  | 6   | 4   | 0  | 15  | 23  |
| 2011                 | Greensboro (A)         | 7-1   | 2.89 | 49  | 0  | 0  | 0   | 5/5   | 71.2  | 59  | 25  | 23  | 5  | 24  | 99  |
| 2012                 | Jupiter (Adv-A)        | 2-5   | 2.10 | 31  | 6  | 0  | 0   | 2/3   | 60.0  | 48  | 19  | 14  | 1  | 18  | 71  |
|                      | Jacksonville (AA)      | 2-1   | 4.15 | 7   | 0  | 0  | 0   | 0/0   | 13.0  | 12  | 6   | 6   | 2  | 4   | 19  |
| 2013                 | Jacksonville (AA)      | 4-4   | 2.37 | 30  | 0  | 0  | 0   | 1/3   | 38.0  | 33  | 10  | 4   | 12 | 56  |     |
| 2014                 | Jacksonville (AA)      | 0-1   | 1.10 | 11  | 0  | 0  | 0   | 3/4   | 16.1  | 17  | 2   | 2   | 0  | 4   | 18  |
|                      | New Orleans (AAA)      | 2-2   | 3.72 | 39  | 0  | 0  | 0   | 1/3   | 55.2  | 53  | 24  | 23  | 10 | 22  | 61  |
| 2015                 | New Orleans (AAA)      | 2-1   | 2.83 | 25  | 0  | 0  | 0   | 0/1   | 35.0  | 25  | 11  | 11  | 1  | 5   | 35  |
|                      | Tulsa (AA)             | 0-2   | 2.53 | 8   | 0  | 0  | 0   | 1/1   | 10.2  | 9   | 3   | 3   | 0  | 7   | 17  |
| 2016                 | Oklahoma City (AAA)    | 1-1   | 9.26 | 9   | 0  | 0  | 0   | 0/0   | 11.2  | 16  | 12  | 12  | 1  | 3   | 13  |
|                      | Tulsa (AA)             | 3-0   | 2.30 | 12  | 0  | 0  | 0   | 1/2   | 15.2  | 8   | 6   | 4   | 0  | 3   | 28  |
| 2017                 | Oklahoma City (AAA)    | 2-2   | 2.48 | 26  | 0  | 0  | 0   | 4/4   | 36.1  | 22  | 12  | 10  | 2  | 8   | 63  |
|                      | LA DODGERS (MLB)       | 0-1   | 2.05 | 25  | 0  | 0  | 0   | 0/2   | 26.1  | 14  | 7   | 6   | 4  | 6   | 39  |
|                      | Oklahoma City (AAA)    | 0-1   | 7.71 | 5   | 0  | 0  | 0   | 1/2   | 4.2   | 9   | 4   | 4   | 1  | 1   | 7   |
|                      | AZL Dodgers (Rk)       | 0-0   | 0.00 | 1   | 1  | 0  | 0   | 0/0   | 1.0   | 0   | 0   | 0   | 0  | 1   | 2   |
|                      | Rancho Cucu. (Adv-A)   | 0-0   | 0.00 | 2   | 1  | 0  | 0   | 0/0   | 2.0   | 0   | 0   | 0   | 0  | 0   | 4   |
| 2018                 | Injured - Did Not Play |       |      |     |    |    |     |       |       |     |     |     |    |     |     |
| Minor League Totals: |                        | 26-22 | 2.83 | 273 | 8  | 0  | 0   | 21/31 | 401.1 | 329 | 140 | 126 | 27 | 127 | 517 |
| Major League Totals: |                        | 1-2   | 3.42 | 54  | 0  | 0  | 0   | 0/3   | 50.0  | 33  | 20  | 19  | 9  | 18  | 59  |

### DAYTON'S 2018 SEASON

- Missed the entire season following 2017 left elbow reconstruction surgery.
- Placed on the Atlanta Braves' 60-day disabled list on 2/14...activated on 10/31.

### DAYTON'S CAREER NOTES

**2017:** Made his first MLB Opening Day roster with the Dodgers and appeared in 29 games out of the bullpen, going 1-1 with a 4.94 ERA (13 ER in 23.2 IP) and a .221 BAA ... Also appeared in eight minor league games across three levels, going 0-1 with a 4.70 ERA (4 ER in 7.2 IP) and one save (1-for-2) ... Suffered a full tear of the ulnar collateral ligament in his left elbow that ended his season in August ... Underwent left elbow reconstruction surgery on 8/29, performed by Dr. Neal ElAttrache.

**2016:** Made 38 relief appearances between Double-A Tulsa and Triple-A Oklahoma City, going 5-2 with a 2.42 ERA (14 ER in 52.0 IP), five saves (5-for-6) and a .163 BAA ... Had his contract selected by Los Angeles on 7/21 and made his Major League debut on 7/22 at St. Louis (2.0 IP, 0 H, 0 R, 2 SO) ... In 25 total outings for the Dodgers, went 0-1 with a 2.05 ERA (6 ER in 26.1 IP) and a .149 BAA ... Made seven appearances in the MLB Postseason, posting an 8.10 ERA (3 ER in 3.1 IP).

**2015:** Combined to go 3-4 with a 4.08 ERA (26 ER in 57.1 IP), one save (1-for-2) and a .239 BAA in 42 games between Triple-A New Orleans (Miami Marlins), Double-A Tulsa and Triple-A Oklahoma City (LA Dodgers) ... Traded to Los Angeles on 7/15.

**2014:** Split the season between Double-A Jacksonville and Triple-A New Orleans, going 2-3 with a 3.13 ERA (25 ER in 72.0 IP), four saves (4-for-7) and a .252 BAA in 50 games.

**2013:** Named a Southern League Midseason All-Star with Jacksonville (3-3, 3.26 ERA, 1 save, .278 BAA in 17 first-half outings) ... Over 30 total games, was 4-4 with a 2.37 ERA (10 ER in 38.0 IP) and a .226 BAA.

**2012:** Went 4-6 with a 2.47 ERA (20 ER in 73.0 IP) and two saves in 38 games between Advanced-A Jupiter and Jacksonville ... Averaged 11.1 SO/9.0 IP, with 90 strikeouts in 73.0 innings ... Following the season, pitched for the Phoenix Desert Dogs in the Arizona Fall League (0-0, 3.75 ERA in 10 games) ... Selected to the AFL "Rising Stars" Game.

**2011:** Went 7-1 with a 2.89 ERA (23 ER in 71.2 IP) and five saves (5-for-5) in 49 games with Class-A Greensboro ... Held opponents to a .223 average, including .183 to lefties.


**2010:** Made his professional debut, going 1-1 with a 1.21 ERA (4 ER in 29.2 IP), two saves (2-for-3) and a .180 BAA in 18 outings between the GCL Marlins and Short-A Jamestown.

**AWARDS & HONORS:** Arizona Fall League Rising Stars Game (2012) ... Southern League Midseason All-Star (2013).

**TRANSACTIONS:** Selected by the Florida Marlins in the 11th round of the 2010 June draft out of Auburn University (Auburn, AL) ... Traded by the Marlins to the Los Angeles Dodgers in exchange for LHP Chris Reed (7/15/15) ... Claimed off waivers from the Dodgers by the Atlanta Braves (11/20/17).

### SINGLE-GAME CAREER HIGHS

**IP:** 5.0 (4/27/12, JUP vs. STL)  
**SO:** 7 (4/27/12, JUP vs. STL)  
**BB:** 3 (3x, last: 4/14/12, JUP @ CHA)  
**H:** 6 (5x, last: 7/23/15, OKC @ OMA)  
**ER:** 5 (7/23/15, OKC @ OMA)



## JOSE RAFAEL DE PAULA - PITCHER

**B/T:** Right / Right **HT/WT:** 6-2 / 215  
**BORN:** March 24, 1991 in La Victoria, Dominican Republic  
**OPENING DAY AGE:** 28 **PRO SEASON:** 8th  
**MLB DEBUT:** None **MLB SERVICE:** 0.000  
**ACQUIRED:** Claimed by the Atlanta Braves from the Cincinnati Reds during the Rule 5 Draft on December 13, 2018.

### DE PAULA'S CAREER PITCHING STATS

| YEAR                 | CLUB                  | W-L   | ERA  | G   | GS | CG | SHO | SV   | IP    | H   | R   | ER  | HR | BB  | SO  |
|----------------------|-----------------------|-------|------|-----|----|----|-----|------|-------|-----|-----|-----|----|-----|-----|
| 2012                 | DSL Yankees (Rk)      | 8-2   | 1.46 | 14  | 14 | 1  | 1   | 0/0  | 61.2  | 35  | 18  | 10  | 2  | 18  | 85  |
| 2013                 | Charleston (A)        | 6-2   | 2.94 | 13  | 13 | 0  | 0   | 0/0  | 64.1  | 43  | 21  | 21  | 3  | 23  | 96  |
|                      | Tampa (Adv-A)         | 1-3   | 6.06 | 11  | 10 | 0  | 0   | 0/0  | 49.0  | 54  | 35  | 33  | 5  | 30  | 50  |
| 2014                 | Tampa (Adv-A)         | 6-5   | 4.15 | 20  | 17 | 0  | 0   | 0/0  | 89.0  | 88  | 44  | 41  | 5  | 38  | 104 |
|                      | Lake Elsinore (Adv-A) | 2-4   | 6.54 | 8   | 8  | 0  | 0   | 0/0  | 42.2  | 47  | 32  | 31  | 7  | 17  | 41  |
| 2015                 | Lake Elsinore (Adv-A) | 5-9   | 5.01 | 35  | 18 | 0  | 0   | 0/1  | 120.1 | 125 | 78  | 67  | 14 | 47  | 129 |
| 2016                 | El Paso (AAA)         | 0-0   | 4.00 | 8   | 0  | 0  | 0   | 1/1  | 9.0   | 15  | 5   | 4   | 0  | 3   | 13  |
|                      | San Antonio (AA)      | 4-2   | 2.44 | 37  | 0  | 0  | 0   | 0/2  | 55.1  | 42  | 17  | 15  | 2  | 19  | 74  |
| 2017                 | San Antonio (AA)      | 2-1   | 2.05 | 15  | 0  | 0  | 0   | 0/1  | 26.1  | 17  | 9   | 6   | 2  | 7   | 27  |
|                      | AZL Padres (Rk)       | 0-0   | 0.00 | 1   | 0  | 0  | 0   | 1/1  | 1.0   | 0   | 0   | 0   | 0  | 0   | 3   |
|                      | El Paso (AAA)         | 2-1   | 5.40 | 14  | 0  | 0  | 0   | 0/1  | 21.2  | 25  | 16  | 13  | 4  | 11  | 20  |
|                      | Daytona (Adv-A)       | 1-0   | 0.00 | 4   | 0  | 0  | 0   | 1/2  | 4.2   | 3   | 0   | 0   | 0  | 1   | 9   |
|                      | Louisville (AAA)      | 0-0   | 0.00 | 2   | 0  | 0  | 0   | 0/0  | 2.0   | 1   | 0   | 0   | 0  | 1   | 2   |
| 2018                 | Louisville (AAA)      | 0-0   | 3.24 | 5   | 0  | 0  | 0   | 0/0  | 8.1   | 9   | 3   | 3   | 2  | 5   | 15  |
|                      | Pensacola (AA)        | 3-4   | 3.44 | 37  | 0  | 0  | 0   | 3/4  | 49.2  | 39  | 24  | 19  | 7  | 25  | 58  |
| Minor League Totals: |                       | 40-33 | 3.91 | 224 | 80 | 1  | 1   | 6/13 | 605.0 | 543 | 302 | 263 | 53 | 245 | 726 |

DE PAULA

### DE PAULA'S 2018 SEASON

- Went 3-4 with a 3.41 ERA (22 ER in 58.0 IP), a .224 BAA and three saves (3-for-4) in 42 games between Double-A Pensacola and Triple-A Louisville of the Cincinnati Reds organization.
- Spent the majority of the season with Pensacola, going 3-4 with a 3.44 ERA, a .217 BAA and three saves (3-for-4) in 37 relief appearances.
- Made six straight appearances without giving up an earned run from 6/12-7/2 (8.0 IP).
- In eight July outings with the Blue Wahoos, went 2-0 with a 2.79 ERA (3 ER in 9.2 IP).
- Held Double-A right-handed batters to a .174 average (20-for-115).
- Promoted to Louisville three times: 4/13, 5/24, and 7/27...went 0-0 with a 3.24 ERA in five outings.
- Following the season, made 21 relief appearances for Leones del Escogido of the Dominican Winter League, going 2-1 with a 2.08 ERA (5 ER in 21.2 IP).

### DE PAULA'S CAREER NOTES

**2017:** Pitched for five teams in the San Diego Padres and Reds organizations ... Went 5-2 with a 3.07 ERA (19 ER in 55.2 IP) and two saves (2-for-5) in 36 relief appearances ... Opened with Double-A San Antonio, promoted to Triple-A El Paso on 5/29 ... Spent time on El Paso's disabled list in June and July with a strained right oblique ... Came off the disabled list on 7/25 and was released by the Padres on 8/4 ... Signed by the Reds on 8/18 and assigned to Advanced-A Daytona ... Promoted to Triple-A Louisville on 8/24 ... Pitched for Escogido in the Dominican Winter League (0-1, 3.38 ERA in 8 games).

**2016:** Combined to go 4-2 with a 2.66 ERA (19 ER in 64.1 IP) and one save (1-for-3) in 45 outings between San Antonio and El Paso ... Had a 1.35 ERA (1 ER in 6.2 IP) over his first six outings ... Went 1-0 with a 0.00 ERA (0 ER in 10.2 IP) and a .088 BAA in nine games in June.

**2015:** Spent the entire season with Advanced-A Lake Elsinore ... Went 5-9 with a 5.01 ERA in 35 games (18 starts) ... After going 5-8 with a 5.25 ERA (55 ER in 94.1 IP) as a starter, moved to the bullpen on 7/24 ... In 17 relief outings, went 0-1 with a 4.15 ERA (12 ER in 26.0 IP).

**2014:** Began the season with Advanced-A Tampa in the New York Yankees organization and was traded to the San Diego Padres on 7/22 ... Before the trade, went 6-5 with a 4.15 ERA in 20 games (17 starts) ... Was 2-4 with a 6.54 ERA in eight starts with Lake Elsinore following the trade.

**2013:** Named a South Atlantic League Midseason All-Star with Class-A Charleston after going 6-2 with a 2.94 ERA and a .189 BAA in 13 starts ... Struck out 96 over just 64.1

innings, including a 12-strikeout game on 5/10 vs. Hickory (6.0 IP, 3 H, 1 ER) ... Went 5-0 with a 1.69 ERA (6 ER in 32.0 IP) in six May starts ... Selected to the World Team for the MLB All-Star Futures Game at Citi Field in New York ... Joined Tampa for the second half and went 1-3 with a 6.06 ERA in 11 games (10 starts).

**2012:** Made his professional debut with the DSL Yankees ... Recorded a professional best 1.46 ERA ... Tied a career-high in wins (8) ... Threw a 5.0-inning no-hitter on 8/7 vs. DSL D-backs/Reds (0 R, 1 BB, 7 SO).

**AWARDS & HONORS:** South Atlantic League Midseason All-Star (2013) ... MLB All-Star Futures Game World Team (2013).

**TRANSACTIONS:** Signed by the New York Yankees as a non-drafted free agent (11/18/10) ... Traded by the Yankees along with INF Yangervis Solarte to the San Diego Padres in exchange for INF Chase Headley (7/22/14) ... Signed by the Cincinnati Reds as a minor league free agent (8/18/17) ... Claimed by the Atlanta Braves from the Reds during the Rule 5 Draft (12/13/18).

### SINGLE-GAME CAREER HIGHS

**IP:** 7.0 (9/1/14, LE vs. RC)  
**SO:** 12 (5/10/13, CSC vs. HIC)  
**BB:** 7 (8/24/13, TAM vs. DAY)  
**H:** 11 (2x, last: 7/18/15, LE @ MOD)  
**ER:** 7 (2x, last: 8/27/14, LE vs. SJ)





## TRAVIS DEMERITTE - OUTFIELDER/INFIELDER

**B/T:** Right / Right **HT/WT:** 6-0 / 180  
**BORN:** September 30, 1994 in New York, NY  
**OPENING DAY AGE:** 24 **PRO SEASON:** 7th  
**MLB DEBUT:** None **MLB SERVICE:** 0.000  
**ACQUIRED:** Via trade with the Texas Rangers in exchange for RHP Lucas Harrell and LHP Dario Alvarez on July 27, 2016.

### DEMERITTE'S CAREER HITTING STATS

| YEAR                 | CLUB                | AVG  | G   | AB   | R   | H   | 2B  | 3B | HR | RBI | BB  | SO  | SB | OBP  | SLG  |
|----------------------|---------------------|------|-----|------|-----|-----|-----|----|----|-----|-----|-----|----|------|------|
| 2013                 | AZL Rangers (Rk)    | .285 | 39  | 144  | 31  | 41  | 5   | 3  | 4  | 20  | 29  | 49  | 5  | .411 | .444 |
| 2014                 | Hickory (A)         | .211 | 118 | 398  | 77  | 84  | 16  | 2  | 25 | 66  | 50  | 171 | 6  | .310 | .450 |
| 2015                 | Hickory (A)         | .241 | 48  | 170  | 27  | 41  | 12  | 1  | 5  | 19  | 25  | 69  | 10 | .343 | .412 |
|                      | Spokane (SS-A)      | .150 | 5   | 20   | 0   | 3   | 0   | 0  | 0  | 0   | 2   | 11  | 0  | .227 | .150 |
| 2016                 | High Desert (Adv-A) | .272 | 88  | 331  | 73  | 90  | 20  | 4  | 25 | 59  | 41  | 125 | 13 | .352 | .583 |
|                      | Carolina (Adv-A)    | .250 | 35  | 124  | 21  | 31  | 9   | 5  | 3  | 11  | 26  | 50  | 4  | .384 | .476 |
| 2017                 | Mississippi (AA)    | .231 | 124 | 458  | 62  | 106 | 21  | 6  | 15 | 45  | 49  | 134 | 5  | .306 | .402 |
| 2018                 | Mississippi (AA)    | .222 | 128 | 428  | 69  | 95  | 22  | 5  | 17 | 63  | 57  | 140 | 6  | .316 | .416 |
| Minor League Totals: |                     | .237 | 585 | 2073 | 360 | 491 | 105 | 26 | 94 | 283 | 279 | 749 | 49 | .331 | .449 |

### DEMERITTE'S 2018 SEASON

- Entered the season ranked the Braves' No. 21 prospect by MLB.com.
- Named Double-A Mississippi Player of the Year by Atlanta after batting .222 (22 2B, 5 3B, 17 HR, 69 R, 63 RBI, 6 SB, .316 OBP, .416 SLG, .732 OPS) in a career-high 128 games.**
- Ranked among Braves' minor league top 10 in games (2nd, 128), homers (3rd, 17), walks (3rd, 57), runs (T-3rd, 69), RBI (6th, 63), triples (T-7th, 5), at-bats (8th, 428) and total bases (8th, 178).
- Among Braves' farmhands with 400-plus PA, ranked sixth in both slugging (.416) and OPS (.732).
- Ranked among Southern League top 10 in games (6th), extra-base hits (6th, 44), homers (T-8th), runs (9th), walks (T-9th) and triples (T-10th).
- Batted a season-best .280 (7 2B, 1 3B, 3 HR, 14 R, 15 RBI, .855 OPS) in 28 games in May.
- Named M-Braves Player of the Month for August (.265, 4 2B, 1 3B, 5 HR, 19 R, 14 RBI, .889 OPS).
- Homered twice and scored a career-high five runs on 8/9 at Jacksonville (3-for-4, 4 RBI).
- Hit 12 of his 17 homers on the road, batting .236.
- Posted a .294 average (9 2B, 1 3B, 4 HR, 50 R, 42 RBI, .935 OPS) with runners in scoring position.
- Played 120 games in the outfield (119 in LF, 1 in CF)... also played one game at third base.

### DEMERITTE'S CAREER NOTES

**2017:** Entered the year ranked the Braves' No. 10 prospect by MLB.com and No. 19 prospect by *Baseball America* ... Spent the season with Double-A Mississippi, batting .231 with 15 homers and 45 RBI in 124 games ... Ranked among Braves' minor league top 10 in walks (T-4th, 49) and homers (6th, 15) ... Named a Southern League Mid-season All-Star (.245, 14 2B, 2 3B, 10 HR, 43 R, 33 RBI in first half) ... Posted a team-best 21-game on-base streak from 8/1-8/30, batting .316 (2 HR, 6 RBI) ... Played 77 games at second base and 43 games at third base.

**2016:** Combined to bat .266 with 28 homers, 70 RBI and a .915 OPS in 123 games between Advanced-A High Desert (Texas Rangers) and Advanced-A Carolina (Atlanta Braves) ... Set career highs in nearly every offensive category including homers (28), doubles (29), triples (9), RBI (70), stolen bases (17) and runs scored (94) ... His 66 total extra-base hits ranked T-6th in MiLB ... Traded to Atlanta on 7/27, at the time led the Cal League in homers (25), slugging (.583) and extra-base hits (49) ... Was the starting second baseman for the California League All-Star team (1-for-2, 2B) ... Was the starting second baseman for the U.S. team in the MLB Futures Game played in San Diego, CA (0-for-1, BB) ... Following the season, played in 22 games for Salt River of the Arizona Fall League (.261, 4 HR, 14 RBI, .855 OPS).

**2015:** Opened the season with Class-A Hickory and hit .241 (5 HR, 19 RBI) in 41 games prior to being placed on the restricted list on 6/4 ... Was transferred to Rookie-level Spokane upon his return on 9/2 and played in five games with the Indians ... Following the season, played in 56 games with the Adelaide Bite in the Australian Winter League (.216, 9 HR, 36 RBI).

**2014:** Led the Class-A South Atlantic League (and all teenage players) in the minor leagues with 25 home runs ... Finished third among all Rangers minor leaguers in homers ... Hit 20 of his 25 homers vs. right-handed pitching ... Logged time defensively at second, third, and shortstop ... Rated as the No. 9 Rangers prospect by MLB.com.


**2013:** Rated the No. 9 prospect in the Arizona League by *BA* in his first professional season ... Compiled the second-highest on-base percentage (.411) for the AZL Rangers ... Hit a three-run home run in his first professional at-bat on 6/20 at the AZL Royals.

**AWARDS & HONORS:** California League Player of the Week (4/17/16) ... MiLB.com CAL Player of the Month (4/2016) ... CAL Midseason All-Star (2016), MLB All-Star Futures Game (2016) ... Arizona Fall League All-Prospect Team (2016) ... Southern League Midseason All-Star (2017) ... Double-A Mississippi Player of the Year (2018).

**TRANSACTIONS:** Selected by the Texas Rangers in the first round (30th overall) of the 2013 June draft out of Winder-Barrow High School (Winder, GA) ... Traded to the Braves in exchange for RHP Lucas Harrell and LHP Dario Alvarez (7/27/16).

### SINGLE-GAME CAREER HIGHS

**H:** 3 (22x, last: 8/9/18, MIS @ JAX)  
**HR:** 2 (10x, last: 8/9/18, MIS @ JAX)  
**RBI:** 5 (7/31/14, HIC @ SAV)  
**R:** 5 (8/9/18, MIS @ JAX)  
**SB:** 2 (5/11/16, HD @ MOD)



## RAY-PATRICK DIDDER - INFILDER

**B/T:** Right / Right

**HT/WT:** 6-0 / 180

**BORN:** October 1, 1994 in Oranjestad, Aruba

**OPENING DAY AGE:** 24

**PRO SEASON:** 7th

**MLB DEBUT:** None

**MLB SERVICE:** 0.000

**ACQUIRED:** Signed by the Atlanta Braves as a non-drafted free agent on April 21, 2013.

### DIDDER'S CAREER HITTING STATS

| YEAR                 | CLUB             | AVG  | G   | AB   | R   | H   | 2B | 3B | HR | RBI | BB  | SO  | SB  | OBP  | SLG  |
|----------------------|------------------|------|-----|------|-----|-----|----|----|----|-----|-----|-----|-----|------|------|
| 2013                 | DSL Braves (Rk)  | .259 | 48  | 135  | 34  | 35  | 2  | 1  | 0  | 12  | 31  | 34  | 8   | .420 | .289 |
| 2014                 | GCL Braves (Rk)  | .274 | 45  | 157  | 22  | 43  | 6  | 5  | 0  | 16  | 15  | 33  | 4   | .354 | .376 |
| 2015                 | Danville (Rk)    | .247 | 61  | 223  | 31  | 55  | 5  | 7  | 0  | 16  | 20  | 51  | 10  | .346 | .332 |
| 2016                 | Rome (A)         | .274 | 132 | 478  | 95  | 131 | 15 | 9  | 6  | 35  | 50  | 100 | 37  | .387 | .381 |
| 2017                 | Florida (Adv-A)  | .230 | 118 | 418  | 51  | 96  | 17 | 5  | 5  | 44  | 44  | 123 | 25  | .331 | .330 |
| 2018                 | Florida (Adv-A)  | .209 | 76  | 244  | 37  | 51  | 3  | 5  | 3  | 22  | 28  | 77  | 18  | .309 | .299 |
|                      | Mississippi (AA) | .275 | 46  | 131  | 17  | 36  | 6  | 2  | 1  | 17  | 16  | 37  | 9   | .373 | .374 |
| Minor League Totals: |                  | .250 | 526 | 1786 | 287 | 447 | 54 | 34 | 15 | 162 | 204 | 455 | 111 | .357 | .344 |

### DIDDER'S 2018 SEASON

- Was a non-roster invitee to Atlanta Braves Spring Training for the first time in his career.
- Combined to bat .232 (9 2B, 7 3B, 4 HR, 54 R, 39 RBI, 27 SB) in 122 games between Advanced-A Florida and Double-A Mississippi.
- His 27 steals led all Braves farmhands.
- Played all 122 games at shortstop, posting a .943 fielding percentage (28 errors/490 TC).
- Hit just .209 (51-for-244) in 76 games with the Fire Frogs before being promoted to Mississippi on 7/9.
- His 18 steals were sixth-most in the Florida State League at the time of his promotion.
- Reached base safely in 19 of his first 20 games with the M-Braves, including 15-straight from 7/15-7/31.
- Fell a double shy of the cycle on 7/29 vs. Birmingham (3-for-4, 1 3B, 1 HR, 3 R, career-high 4 RBI, 1 SB).
- Batted .323 (2 2B, 2 3B, 1 HR, 10 R, 9 RBI, 6 SB) in 20 July games with the M-Braves.
- Following the season, played 15 games for Peoria of the Arizona Fall League (.228, 1 2B, 7 R, 2 RBI, 5 SB).
- Entering 2019, is ranked the Braves' No. 30 prospect by both MLB.com and *Baseball America*.

### DIDDER'S CAREER NOTES

**2017:** Entered the season ranked the Atlanta Braves' No. 27 prospect by *Baseball America* ... Spent the entire season with Advanced-A Florida, batting .230 with five home runs and 44 RBI in 118 games ... Ranked among Braves organizational leaders in HBP (3rd, 21), stolen bases (T-4th, 25) and walks (8th, 44) ... Established career highs in doubles (17) and RBI (44) ... Led the Fire Frogs in games (118), at-bats (418), steals (25) and triples (T-1st, 5) ... Stole multiple bases in one game on five occasions, including a season-high three steals on 4/27 vs. Palm Beach ... Started 38 games at infield positions (29 at SS, 9 at 2B) for the first time since 2014, combining for a .982 fielding percentage (3 errors/166 TC) at those spots ... Had a lower fielding percentage of .961 (6 errors/152 TC) in 79 games playing the outfield (48 in CF, 31 in RF), but made 13 outfield assists.

**2016:** Spent his fourth professional campaign with Class-A Rome ... Finished the season in the Top 10 among Braves minor leaguers in on-base percentage (1st, .387), stolen bases (T-1st, 37), hits (5th, 131), walks (T-7th, 50) and OPS (10th, .767) ... Led both the Braves organization and the South Atlantic League with 95 runs scored ... Appeared in 108 games batting in the leadoff spot in the lineup and hit .263 (106-for-403) with 23 extra-base hits, 78 runs and 32 stolen bases ... Was hit by a pitch 39 times on the season, most by any player in the minor leagues ... Named a South Atlantic League Midseason All-Star (.259, 63-for-243, 9 2B, 5 3B, 3 HR, 46 R, 14 RBI, 18 SB in 66 first-half games) ... Batted .289 (68-for-235) in 66 games following the All-Star break ... Swiped three bases on 6/3 at Lexington (G2 of DH) ... Was hit by three pitches on 7/10 vs. Hickory ... Had a career-high 20 outfield assists, posting a .979 fielding percentage (6 errors/289 TC) in 129 total games in the outfield (30 in RF, 99 in CF).

**2015:** Played his first season with rookie-level Danville, where he led the club in games (61), at-bats (223), runs (31), triples (7), steals (10) and walks (20), while ranking second in hits (55) ... His seven triples were fifth-most among all Braves minor leaguers ... Collected a pair of triples on 6/29 vs. Kingsport, going 2-for-4 with two runs and two RBI ... In 59 games in the outfield (51 in CF, 8 in RF), had a .979 fielding percentage (3 errors/141 TC) and nine outfield assists.

**2014:** Named by Atlanta as the GCL Braves Player of the Year after leading the team in hits (43) and triples (5) ... Hit .309 (21-for-68, 2 2B, 2 3B, 8 R, 11 RBI, 1 SB) in 18 games in August.


**2013:** Made his professional debut with the Dominican Summer League Braves, batting .259 with 12 RBI and eight stolen bases in 48 games.

**AWARDS & HONORS:** Gulf Coast League Braves Player of the Year (2014) ... South Atlantic League Midseason All-Star (2016) ... MiLB.com Atlanta Braves Organization All-Star (2016).

**TRANSACTIONS:** Signed by the Atlanta Braves as a non-drafted free agent (4/21/13).

### SINGLE-GAME CAREER HIGHS

|             |                                     |
|-------------|-------------------------------------|
| <b>H:</b>   | 3 (16x, last: 7/29/18, MIS vs. BIR) |
| <b>HR:</b>  | 1 (15x, last: 7/29/18, MIS vs. BIR) |
| <b>RBI:</b> | 4 (7/29/18, MIS vs. BIR)            |
| <b>R:</b>   | 3 (3x, last: 7/29/18, MIS vs. BIR)  |
| <b>SB:</b>  | 3 (2x, last: 4/27/17, FLA vs. PMB)  |



## CALEB DIRKS - PITCHER

**B/T:** Right / Right      **HT/WT:** 6-4 / 225  
**BORN:** June 9, 1993 in Arcadia, CA  
**OPENING DAY AGE:** 25      **PRO SEASON:** 5th  
**MLB DEBUT:** None      **MLB SERVICE:** 0.000  
**ACQUIRED:** Via trade with the Los Angeles Dodgers in exchange for RHP Bud Norris, OF Dian Toscano, a PTBNL and cash on June 30, 2016.

### DIRKS'S CAREER PITCHING STATS

| YEAR                 | CLUB                   | W-L  | ERA  | G   | GS | CG | SHO | SV    | IP    | H   | R  | ER | HR | BB | SO  |
|----------------------|------------------------|------|------|-----|----|----|-----|-------|-------|-----|----|----|----|----|-----|
| 2014                 | Danville (Rk)          | 0-0  | 0.96 | 7   | 0  | 0  | 0   | 2/3   | 9.1   | 8   | 2  | 1  | 0  | 3  | 16  |
|                      | Rome (A)               | 1-0  | 2.74 | 14  | 0  | 0  | 0   | 3/4   | 23.0  | 25  | 8  | 7  | 2  | 10 | 21  |
| 2015                 | Rome (A)               | 1-2  | 1.80 | 6   | 0  | 0  | 0   | 1/2   | 10.0  | 12  | 2  | 2  | 0  | 2  | 11  |
|                      | Carolina (Adv-A)       | 0-0  | 0.00 | 11  | 0  | 0  | 0   | 2/2   | 16.2  | 8   | 0  | 0  | 0  | 12 | 18  |
|                      | Rancho Cucu. (Adv-A)   | 2-0  | 0.90 | 9   | 0  | 0  | 0   | 3/4   | 10.0  | 8   | 1  | 1  | 1  | 2  | 18  |
| 2016                 | Tulsa (AA)             | 0-0  | 1.35 | 14  | 0  | 0  | 0   | 0/1   | 13.1  | 7   | 3  | 2  | 0  | 6  | 17  |
|                      | Tulsa (AA)             | 3-2  | 1.44 | 28  | 0  | 0  | 0   | 6/7   | 31.1  | 25  | 10 | 5  | 3  | 7  | 35  |
| 2017                 | Mississippi (AA)       | 2-1  | 0.91 | 21  | 0  | 0  | 0   | 2/3   | 29.2  | 18  | 7  | 3  | 0  | 11 | 32  |
|                      | Gwinnett (AAA)         | 2-2  | 4.02 | 27  | 0  | 0  | 0   | 2/6   | 40.1  | 35  | 22 | 18 | 6  | 13 | 45  |
| 2018                 | Injured - Did Not Play |      |      |     |    |    |     |       |       |     |    |    |    |    |     |
| Minor League Totals: |                        | 11-7 | 1.91 | 137 | 0  | 0  | 0   | 21/32 | 183.2 | 146 | 55 | 39 | 12 | 66 | 213 |

### DIRKS'S 2018 SEASON

- Missed the entire season due to injury (right elbow sprain)...underwent Tommy John surgery on 6/5.

### DIRKS'S CAREER NOTES

**2017:** Limited to 27 games on his Triple-A debut with Gwinnett, going 2-2 with a 4.02 ERA, a .235 BAA and two saves ... Led the G-Braves' relief staff with six holds ... Stranded 15 of 24 inherited runners (62.5% stranded rate) ... Held International League opponents to a .194 average with runners on base and two outs ... Earned his first career Triple-A win on 4/13 at Norfolk (1.2 IP, 1 H, 0 R, 1 BB, 0 SO), first career Triple-A save on 5/28 vs. Syracuse (2.0 IP, 1 H, 0 R, 0 BB, 1 SO) ... Named Gwinnett's Pitcher of the Month for May by Atlanta (1-0, 1.62 ERA, .183 BAA, 3 holds, 1 save in 11 games) ... Went 2-2 with a 3.06 ERA in 23 outings prior to the Triple-A All-Star break ... Missed time on the temporary inactive list (6/9-6/11) and the disabled list (6/17-7/13, 8/2-9/4) ... Following the season, pitched for Estrellas Orientales of the Dominican Winter League, going 0-0 with a 23.62 ERA in five relief outings.

**2016:** Was a non-roster invitee to Los Angeles Dodgers' Spring Training ... Combined to go 5-3 with a 1.18 ERA and eight saves in 49 relief appearances between Double-A Tulsa (Dodgers) and Double-A Mississippi (Braves) ... With the Drillers, posted a 0.00 ERA (0 ER in 9.0 IP) in April and a 0.84 ERA (1 ER in 10.2 IP) in June ... Named a Texas League Midseason All-Star after going 2-2 with a 1.53 ERA (5 ER in 29.1 IP) in 26 first-half games ... Pitched for the North Division in the Texas League All-Star Game on 6/28 (1.0 IP, 3 H, 1 R, 1 ER, 0 BB, 2 SO) ... Following a trade to Atlanta on 6/30, was assigned to Mississippi ... Went 2-1 with a 0.91 ERA and two saves in 21 games with the M-Braves ... Stranded 12-of-12 inherited runners ... Held Southern League opponents to a .173 average (18-for-104, 0 HR) ... Struck out a season-high five batters over 3.0 scoreless innings (2 H, 0 BB) on 8/20 vs. Pensacola ... Pitched three times in relief during the SL Playoffs, going 0-1 with a 4.91 ERA (2 ER in 3.2 IP).

**2015:** Combined to go 3-2 with a 0.90 ERA (5 ER in 50.0 IP) and six saves in 40 relief outings between Class-A Rome and Advanced-A Carolina of the Braves organization and Advanced-A Rancho Cucamonga and Double-A Tulsa of the Dodgers organization ... Posted a .194 BAA and 1.14 WHIP for the season.

**2014:** Split his professional debut between Rookie-level Danville and Class-A Rome, going 1-0 with a 2.23 ERA (8 ER in 32.1 IP) and five saves (5-for-7) in 21 games ... His ERA ranked fifth among relievers in the Braves system ... Posted a 0.96 ERA (1 ER in 9.1 IP) in seven outings with Danville before getting the call to Rome on 7/14 ... Earned his first pro win on 8/3 at Greenville (2.0 IP, 2 H, 0 R, 0 BB, 3 SO) ... Went 1-0 with a 2.74 ERA and three saves in 14 outings with the R-Braves.

**AWARDS & HONORS:** Texas League Midseason All-Star (2016).

**TRANSACTIONS:** Selected by the Atlanta Braves in the 15th round of the 2014 June draft out of California Baptist University (Riverside, CA) ... Traded by the Braves to the Los Angeles Dodgers along with OF Jordan Paroubek in exchange for International Bonus Pool Slot #87 (7/2/15) ... Traded by the Dodgers to the Braves along with LHP Philip Pfeifer in exchange for RHP Bud Norris, OF Dian Toscano, a PTBNL and cash (6/30/16).

### SINGLE-GAME CAREER HIGHS

**IP:** 3.0 (3x, last: 6/8/17, GWN vs. CHA)  
**SO:** 5 (2x, last: 5/18/17, GWN @ DUR)  
**BB:** 3 (3x, last: 8/25/16, MIS @ BLX)  
**H:** 5 (8/24/14, ROM vs. CSC)  
**ER:** 4 (7/23/17, GWN vs. IND)



## PEDRO FLORIMON - INFILDER/OUTFIELDER

**B/T:** Switch / Right **HT/WT:** 6-2 / 185  
**BORN:** December 10, 1986 in La Romana, Dominican Republic  
**OPENING DAY AGE:** 32 **PRO SEASON:** 14th  
**MLB DEBUT:** 9/10/11 with BAL **MLB SERVICE:** 3.126  
**ACQUIRED:** Signed by the Atlanta Braves as a minor league free agent on November 22, 2018.

### FLORIMON'S CAREER HITTING STATS

| YEAR                 | CLUB                   | AVG  | G    | AB   | R   | H   | 2B  | 3B | HR | RBI | BB  | SO   | SB  | OBP  | SLG  |
|----------------------|------------------------|------|------|------|-----|-----|-----|----|----|-----|-----|------|-----|------|------|
| 2006                 | Aberdeen (SS-A)        | .248 | 26   | 105  | 13  | 26  | 4   | 1  | 0  | 5   | 13  | 26   | 0   | .336 | .305 |
|                      | Bluefield (Rk)         | .333 | 33   | 120  | 23  | 40  | 6   | 1  | 1  | 8   | 28  | 29   | 7   | .456 | .425 |
| 2007                 | Delmarva (A)           | .197 | 111  | 371  | 50  | 73  | 14  | 1  | 4  | 34  | 28  | 107  | 16  | .257 | .272 |
| 2008                 | Delmarva (A)           | .223 | 81   | 269  | 28  | 60  | 18  | 1  | 0  | 19  | 27  | 97   | 13  | .298 | .297 |
| 2009                 | Frederick (Adv-A)      | .267 | 115  | 430  | 76  | 115 | 32  | 5  | 9  | 68  | 42  | 107  | 26  | .336 | .428 |
|                      | Bowie (AA)             | .091 | 7    | 22   | 0   | 2   | 0   | 0  | 0  | 1   | 1   | 9    | 0   | .130 | .091 |
| 2010                 | Bowie (AA)             | .183 | 37   | 120  | 16  | 22  | 3   | 0  | 1  | 12  | 11  | 31   | 4   | .250 | .233 |
|                      | Aberdeen (SS-A)        | .158 | 5    | 19   | 1   | 3   | 0   | 0  | 0  | 0   | 1   | 6    | 0   | .200 | .158 |
| 2011                 | Frederick (Adv-A)      | .288 | 62   | 222  | 32  | 64  | 10  | 4  | 4  | 33  | 20  | 52   | 8   | .361 | .423 |
|                      | Bowie (AA)             | .267 | 133  | 454  | 53  | 121 | 27  | 4  | 8  | 60  | 51  | 114  | 15  | .344 | .396 |
|                      | BALTIMORE (MLB)        | .125 | 4    | 8    | 1   | 1   | 1   | 0  | 0  | 2   | 1   | 6    | 0   | .222 | .250 |
| 2012                 | New Britain (AA)       | .283 | 30   | 113  | 11  | 32  | 4   | 0  | 2  | 8   | 11  | 28   | 7   | .347 | .372 |
|                      | Rochester (AAA)        | .251 | 83   | 311  | 38  | 78  | 16  | 2  | 3  | 27  | 23  | 89   | 6   | .308 | .344 |
|                      | MINNESOTA (MLB)        | .219 | 43   | 137  | 16  | 30  | 5   | 2  | 1  | 10  | 10  | 30   | 3   | .272 | .307 |
| 2013                 | MINNESOTA (MLB)        | .221 | 134  | 403  | 44  | 89  | 17  | 0  | 9  | 44  | 33  | 115  | 15  | .281 | .330 |
| 2014                 | Rochester (AAA)        | .257 | 85   | 280  | 38  | 72  | 17  | 4  | 4  | 29  | 30  | 82   | 12  | .328 | .389 |
|                      | MINNESOTA (MLB)        | .092 | 33   | 76   | 7   | 7   | 1   | 1  | 0  | 1   | 8   | 22   | 6   | .179 | .132 |
| 2015                 | Indianapolis (AAA)     | .245 | 64   | 196  | 21  | 48  | 12  | 3  | 2  | 18  | 21  | 55   | 12  | .315 | .367 |
|                      | PITTSBURGH (MLB)       | .087 | 24   | 23   | 5   | 2   | 0   | 1  | 0  | 1   | 2   | 12   | 1   | .160 | .174 |
| 2016                 | Indianapolis (AAA)     | .255 | 107  | 298  | 36  | 76  | 12  | 4  | 5  | 36  | 33  | 87   | 14  | .327 | .372 |
|                      | PITTSBURGH (MLB)       | .208 | 18   | 24   | 4   | 5   | 1   | 1  | 0  | 4   | 1   | 12   | 0   | .240 | .333 |
| 2017                 | Lehigh Valley (AAA)    | .265 | 90   | 310  | 32  | 82  | 13  | 1  | 10 | 33  | 34  | 94   | 4   | .347 | .410 |
|                      | PHILADELPHIA (MLB)     | .348 | 15   | 46   | 6   | 16  | 4   | 1  | 0  | 6   | 3   | 16   | 0   | .388 | .478 |
| 2018                 | GCL Phillies East (Rk) | .000 | 1    | 1    | 0   | 0   | 0   | 0  | 0  | 0   | 1   | 0    | 0   | .500 | .000 |
|                      | Clearwater (Adv-A)     | .222 | 6    | 18   | 4   | 4   | 1   | 1  | 0  | 1   | 3   | 8    | 0   | .391 | .389 |
|                      | Reading (AA)           | .222 | 4    | 18   | 2   | 4   | 0   | 0  | 1  | 1   | 2   | 5    | 0   | .300 | .389 |
|                      | Lehigh Valley (AAA)    | .214 | 3    | 14   | 1   | 3   | 0   | 0  | 0  | 3   | 0   | 4    | 0   | .214 | .214 |
|                      | GCL Phillies West (Rk) | .250 | 1    | 4    | 1   | 1   | 0   | 0  | 0  | 0   | 0   | 1    | 0   | .250 | .250 |
|                      | PHILADELPHIA (MLB)     | .225 | 50   | 71   | 13  | 16  | 6   | 1  | 2  | 5   | 5   | 30   | 1   | .276 | .423 |
| Minor League Totals: |                        | .251 | 1084 | 3695 | 476 | 926 | 189 | 32 | 54 | 396 | 380 | 1031 | 144 | .324 | .363 |
| Major League Totals: |                        | .211 | 321  | 788  | 96  | 166 | 35  | 7  | 12 | 73  | 63  | 243  | 26  | .270 | .319 |

FLORIMON

### FLORIMON'S 2018 SEASON

- Signed to a minor league contract by the Philadelphia Phillies on 1/3 and invited to Spring Training.
- Made his third career Opening Day roster after the Phillies selected his contract on 3/16.
- Batted .289 (11-for-38, 4 2B, 1 3B, 2 HR, 8 R, 5 RBI, 1 SB) in the month of May after hitting .222 in April.
- Placed on the 10-day disabled list due to a right foot fracture on 5/30.
- Transferred to the 60-day disabled list retroactive to 5/30 on 7/10.
- Combined to hit .218 (12-for-55, 1 2B, 1 3B, 1 HR, 5 RBI) in 15 games on rehab assignments between the Rookie-level GCL Phillies, Advanced-A Clearwater, Double-A Reading and Triple-A Lehigh Valley.
- Activated from the 60-day disabled list on 9/1.
- Hit .071 (1-for-14) in 17 September games.
- Made two appearances as a pitcher, the first of his MLB career...posted a 9.00 ERA (2 ER in 2.0 IP, 1 H, 1 HR, 1 BB, 0 SO)...allowed a two-run homer to former Strippers OF Lane Adams on 3/31 at Atlanta.
- On 5/18 at St. Louis, became the first Phillies position player to hit a homer while in the game as a pitcher in the modern era (since 1900).
- Signed by the Atlanta Braves on 11/22 and invited to Major League Spring Training for 2019.

### FLORIMON'S CAREER NOTES

**2017:** Began the season with Triple-A Lehigh Valley ... Hit .265 (13 2B, 1 3B, 10 HR, 32 R, 33 RBI) in 90 games ... With the IronPigs, appeared at six different positions (2B, 3B, SS, LF, CF, RF) ... Collected a season-best five hits on 5/17 at Rochester ... Slugged two home runs on 7/20 at Durham ... Hit .300 (21-for-70) with runners in scoring position ... Called up to the Phillies on 8/17 ... On 8/19 at San Francisco, recorded his first Major League hit since 9/18/16 ... Batted .348 (4 2B, 1 3B, 6 R, 6 RBI) in 15 total games with Philadelphia ... Placed on the 10-day disabled list on 9/5 (right ankle dislocation).

**2016:** Opened the season at Triple-A Indianapolis of the Pittsburgh Pirates organization ... Batted .308 (20-for-65, 5 2B, 1 3B, 1 HR, 9 R, 14 RBI) over 22 games in June ...

Defensively, saw action in left field (33 games), shortstop (29 games), third base (26 games), center field (5 games) second base (3 games) and right field (2 games) ... Called up to Pittsburgh on 9/6 ... Hit .208 (1 2B, 1 3B, 4 R, 4 RBI) in 18 games with the Pirates.

**2015:** Played in 64 games for Indianapolis, batting .245 with two homers and 18 RBI ... Batted .394 (13-for-33, 3 2B, 1 3B, 1 HR, 5 R, 4 RBI) in 10 July games ... Had his contract selected by Pittsburgh on 7/22 ... Collected his first career walk-off hit with a triple on 8/18 vs. Arizona ... Designated for assignment on 8/19, cleared waivers and was assigned to Indianapolis on 8/25 ... Recalled on 9/2 ... Following the season, played for Estrellas of the Dominican Winter League (.232 in 27 games).

**2014:** Made Minnesota's Opening Day roster for the second straight season ... Batted .108 (7-for-65) in 25 games before being optioned to Triple-A Rochester on 5/8 ... Recalled by the Twins on 6/15 ... Optioned back to Rochester on 6/30 ... Overall with Rochester, hit .257 (17 2B, 4 3B, 4 HR, 38 R, 29 RBI, 12 SB) in 85 games ... Claimed off waivers by the Washington Nationals on 9/18.

**2013:** Made his first Opening Day roster with Minnesota ... Spent the entire season with the Twins, batting .221 (17 2B, 9 HR, 44 R, 44 RBI, 15 SB) ... Ranked seventh among American League shortstops in games (133) ... Led the Twins in stolen bases (15) and ranked third in games ... Hit all nine of his home runs from the left side of the plate ... Hit four homers and tallied 11 RBI in July, tying the team high in both categories ... Went 30-straight games without committing an error from 4/27-6/4 ... Received the Jim Kaat Award as the Twins' Defensive Player of the Year from the Twin Cities chapter of the BBWAA.

**2012:** Hit .259 (20 2B, 2 3B, 5 HR, 49 R, 35 RBI, 13 SB) in 113 games between Double-A New Britain and Triple-A Rochester ... Led the Twins organization in games (156), ranked second in at-bats (561) and seventh in hits (140) ... Named an International League Midseason All-Star after batting .258 (11 2B, 2 3B, 3 HR, 29 R, 17 RBI, 6 SB) prior to the break ... Had his contract selected by Minnesota on 8/15 ... Batted .219 with one homer and 10 RBI in 43 games with the Twins ... Hit his first career triple on 8/18 at Seattle ... Hit his first MLB homer on 9/24 vs. the New York Yankees ... Ranked by *Baseball America* as having the "Best Infield Arm" in the International League following the season.

**2011:** Played 133 games for Double-A Bowie, batting .267 (27 2B, 4 3B, 8 HR, 53 R, 60 RBI) ... Had a season-high five RBI on 6/30 at Binghamton ... Batted .320 (31-for-97, 8 2B, 1 HR, 10 R, 13 RBI, 6 SB) in 28 July games ... Recalled by Baltimore on 9/6 and made his Major League debut on 9/10 at Toronto ... Collected his first MLB hit, a game-tying two-run double on 9/25 at Detroit ... Overall with the Orioles, hit .125 (1-for-8) in four games.

**2010:** Began the season with Double-A Bowie ... Batted .183 in 37 games before being placed on the disabled list on 5/25 (left oblique strain) ... Spent a five-game rehab assignment with Short-A Aberdeen ... Transferred to Advanced-A Frederick on 6/26 ... Batted .288 (10 2B, 4 3B, 4 HR, 32 R, 33 RBI, 8 SB) in 62 games ... Named Carolina League Player of the Week for 7/5-7/11 after batting .444 with a home run and six RBI.

**2009:** Spent the majority of the season with Advanced-A Frederick, batting .267 (32 2B, 5 3B, 9 HR, 76 R, 68 RBI, 26 SB) in 115 games ... Set professional highs in doubles, stolen bases and RBI ... Ranked tied for fourth in the Carolina League in doubles, sixth in runs, and tied for sixth in triples ... Was named to the Carolina League Midseason All-Star team after batting .271 (18 2B, 4 3B, 7 HR, 40 R, 38 RBI, 12 SB) in the first half ... In the Carolina/California League All-Star Game, started at shortstop, tripled and scored the tying run ... Named Carolina League Player of the Week for 8/17-8/23 after hitting .462.

**2008:** In his second season with Class-A Delmarva, he hit .223 (18 2B, 1 3B, 28 R, 19 RBI, 13 SB) ... Posted a .946 fielding percentage (21 errors/386 TC) while making 80 appearances at shortstop and one at second base.

**2007:** Spent the entire season with Delmarva ... Batted

.197 (14 2B, 1 3B, 4 HR, 50 R, 34 RBI, 16 SB) ... Made 109 defensive appearances at shortstop.

**2006:** Split time between Rookie-level Bluefield and Short-A Aberdeen ... Batted .293 (10 2B, 2 3B, 1 HR, 36 R, 13 RBI, 7 SB) in 59 games between both levels ... Hit safely in 25 of his 33 games before being promoted to Aberdeen on 8/7.

**2004-05:** Spent two seasons with the Dominican Summer League Orioles ... Led the team in stolen bases (17) in 2004.


**AWARDS & HONORS:** Carolina League Midseason All-Star (2009), Carolina League Player of the Week (8/24/09, 7/12/10), International League Midseason All-Star (2012), *Baseball America* International League "Best Infield Arm" (2012) ... Minnesota Twins Defensive Player of the Year (2013).

**TRANSACTIONS:** Signed by the Baltimore Orioles as a non-drafted free agent (6/18/04) ... Claimed off waivers by the Minnesota Twins (12/5/11) ... Claimed off waivers by the Washington Nationals (9/18/14) ... Claimed off waivers by the Pittsburgh Pirates (11/20/14) ... Signed by the Philadelphia Phillies as a minor league free agent (12/9/16) ... Signed by the Atlanta Braves as minor league free agent (11/22/18).

**SINGLE-GAME CAREER HIGHS**

|             |                                    |
|-------------|------------------------------------|
| <b>H:</b>   | 5 (2x, last: 5/17/17, LHV @ ROC)   |
| <b>HR:</b>  | 2 (2x, last: 7/20/17, LHV @ DUR)   |
| <b>RBI:</b> | 5 (2x last: 6/30/16, IND @ TOL)    |
| <b>R:</b>   | 3 (10x last: 5/17/17, LHV @ ROC)   |
| <b>SB:</b>  | 3 (3x, last: 6/28/15, IND vs. SYR) |





# MAX FRIED - PITCHER

40-MAN

**B/T:** Left / Left      **HT/WT:** 6-4 / 190  
**BORN:** January 18, 1994 in Santa Monica, CA  
**OPENING DAY AGE:** 25      **PRO SEASON:** 7th  
**MLB DEBUT:** 8/8/17 with ATL      **MLB SERVICE:** 0.148  
**ACQUIRED:** Via trade with the San Diego Padres in exchange for OF  
 Justin Upton and RHP Aaron Northcraft on December 19, 2014.

## FRIED'S CAREER PITCHING STATS

| YEAR                 | CLUB                    | W-L   | ERA  | G  | GS | CG | SHO | SV  | IP    | H   | R   | ER  | HR | BB  | SO  |
|----------------------|-------------------------|-------|------|----|----|----|-----|-----|-------|-----|-----|-----|----|-----|-----|
| 2012                 | AZL Padres (Rk)         | 0-1   | 3.57 | 10 | 9  | 0  | 0   | 0/0 | 17.2  | 14  | 9   | 7   | 1  | 6   | 17  |
| 2013                 | Fort Wayne (A)          | 6-7   | 3.49 | 23 | 23 | 0  | 0   | 0/0 | 118.2 | 107 | 54  | 46  | 7  | 56  | 100 |
| 2014                 | AZL Padres (Rk)         | 0-0   | 5.40 | 3  | 3  | 0  | 0   | 0/0 | 5.0   | 8   | 3   | 3   | 0  | 3   | 8   |
|                      | Fort Wayne (A)          | 0-1   | 4.76 | 2  | 2  | 0  | 0   | 0/0 | 5.2   | 7   | 3   | 3   | 1  | 2   | 2   |
| 2015                 | Injured - Did Not Pitch |       |      |    |    |    |     |     |       |     |     |     |    |     |     |
| 2016                 | Rome (A)                | 8-7   | 3.93 | 21 | 20 | 0  | 0   | 0/0 | 103.0 | 87  | 52  | 45  | 10 | 47  | 112 |
| 2017                 | Mississippi (AA)        | 2-11  | 5.92 | 19 | 19 | 0  | 0   | 0/0 | 86.2  | 88  | 61  | 57  | 8  | 43  | 85  |
|                      | Gwinnett (AAA)          | 0-0   | 0.00 | 2  | 2  | 0  | 0   | 0/0 | 6.0   | 1   | 0   | 0   | 0  | 2   | 6   |
|                      | ATLANTA (MLB)           | 1-1   | 3.81 | 9  | 4  | 0  | 0   | 0/0 | 26.0  | 30  | 15  | 11  | 3  | 12  | 22  |
| 2018                 | Mississippi (AA)        | 1-0   | 0.00 | 2  | 2  | 0  | 0   | 0/0 | 11.1  | 4   | 0   | 0   | 0  | 4   | 16  |
|                      | Gwinnett (AAA)          | 2-6   | 4.61 | 13 | 13 | 0  | 0   | 0/0 | 66.1  | 66  | 36  | 34  | 4  | 30  | 71  |
|                      | ATLANTA (MLB)           | 1-4   | 2.94 | 14 | 5  | 0  | 0   | 0/0 | 33.2  | 26  | 12  | 11  | 3  | 20  | 44  |
| Minor League Totals: |                         | 19-33 | 4.18 | 95 | 93 | 0  | 0   | 0/0 | 420.1 | 382 | 218 | 195 | 31 | 193 | 417 |
| Major League Totals: |                         | 2-5   | 3.32 | 23 | 9  | 0  | 0   | 0/0 | 59.2  | 56  | 27  | 22  | 6  | 32  | 66  |

FRIED

## FRIED'S 2018 HIGHLIGHTS

- Opened the season ranked the Braves' No. 7 prospect by MLB.com and No. 8 prospect by *Baseball America*...also rated No. 83 on MLB.com's Top 100 Prospects list (No. 10 LHP prospect) and No. 72 on BA's Top 100 Prospects list.
- Combined to go 3-6 with a 3.94 ERA (34 ER in 77.2 IP) and a .243 BAA in 15 starts between Double-A Mississippi and Triple-A Gwinnett.
- In six stints with Atlanta (4/24-5/4, 5/17, 5/28, 6/30-7/5, 7/28-8/7, 9/6-9/30), went 1-4 with a 2.94 ERA (11 ER in 33.2 IP) and a .224 BAA in 14 games (5 starts).
- Opened the year with Mississippi, making one start (4/8 vs. Tennessee, ND, 4.2 IP, 3 H, 0 R) before being promoted to Gwinnett on 4/12.
- Made 13 starts overall for the Stripers, going 2-6 with a 4.61 ERA (34 ER in 66.1 IP) and a .263 BAA...produced three quality starts.
- Pitched out of the Atlanta bullpen from 4/24-5/4 (0-2, 6.00 ERA) and made a spot start on 5/28 vs. the New York Mets (ND, 5.0 IP, 4 H, 2 R, 1 ER in 4-3 win).
- Recalled by Atlanta for another spot start on 6/30 at St. Louis and struck out 11 for his lone MLB win of the year (6.2 IP, 4 H, 0 R in 11-4 win).
- Started and lost on 7/5 at Milwaukee, exiting after 3.0 IP (4 H, 4 R, 4 ER in 7-2 loss)...placed on the Braves' 10-day DL with a left middle finger blister.
- While out from 7/6-7/27, made rehab starts with Gwinnett (0-0, 0.00 ERA in 1 start) and Mississippi (1-0, 0.00 ERA in 1 start).
- Activated by Atlanta on 7/28 and went 0-1 with a 1.13 ERA (1 ER in 8.0 IP) over three games (2 starts) from 7/28-8/7.
- Suffered a left groin strain after just 2.0 innings (1 H, 0 R) in his 8/7 start at Washington...placed on the 10-day DL following the game.
- While out from 8/8-8/26, made two rehab starts for Gwinnett on 8/17 and 8/26, going 0-2 with an 11.37 ERA (8 ER in 6.1 IP).
- Activated off the Braves' disabled list and optioned to Gwinnett on 8/27.
- Made one final start with the Stripers on 8/31, a no-decision vs. Charlotte (5.0 IP, 6 H, 2 R, 2 ER in 4-3 loss).
- Recalled by Atlanta on 9/6 and went 0-0 with a 1.80 ERA (1 ER in 5.0 IP) over four outings in September.
- Was on the Braves' NLDS roster and pitched in all four games vs. the Los Angeles Dodgers, going 0-0 with a 3.86 ERA (1 ER in 2.1 IP) and a .143 BAA.

## FRIED'S CAREER NOTES

**2017:** Opened the season ranked the Braves' No. 9 prospect by MLB.com and No. 10 prospect by BA ... Made both his Double-A and Triple-A debuts, going 2-11 with a 5.54 ERA (57 ER in 92.2 IP) and a .257 BAA in 21 starts between Mississippi and Gwinnett ... Named the Southern League Pitcher of the Week for 4/24-4/30 (1-0, 0.00 ERA in 1 start) ... After posting a 6.44 ERA (57 ER in 79.2 IP) over his first 16 starts from 4/6-6/29, did not allow an earned run over his final three starts (10.0 IP) from 7/21-8/1 ... Recalled by Atlanta on 8/5 and made his Major League debut on 8/8 vs. Philadelphia (2.0 IP, 2 H, 0 R, 2 BB, 1 SO) ... Went 0-0 with a 5.40 ERA (4 ER in 6.2 IP) over four relief outings with the Braves from 8/8-8/20 before being optioned to Gwinnett on 8/23 ... In his Triple-A debut on 8/24 at Durham, struck out six over 4.0 scoreless, one-hit innings in a no-decision ... Made two starts with the G-Braves, going 0-0 with a 0.00

ERA and a .056 BAA ... Recalled by Atlanta on 9/1 ... Won his first career MLB start on 9/3 at the Chicago Cubs (5.0 IP, 4 H, 1 ER, 1 HR, 3 BB, 4 SO in 5-1 victory) ... Across two stints with Atlanta, combined to go 1-1 with a 3.81 ERA and a .286 BAA in nine games (4 starts) ... Following the season, made six starts for Peoria in the Arizona Fall League, going 3-1 with a 1.73 ERA (5 ER in 26.0 IP) and a .163 BAA to help the Javelinas win the AFL championship ... Named AFL Pitcher of the Week for 10/28, also selected to AFL's "All-Prospects Team."

**2016:** In his Braves' organization debut and first season since 2014 "Tommy John" surgery, went 8-7 with a 3.93 ERA and a .236 BAA in 21 games with Class-A Rome ... Ranked in the top 10 among Braves farmhands in wins (T-7th, 8) and strikeouts (T-9th, 112) ... Went 5-1 with a 1.06

## FRIED'S CAREER NOTES (Continued)

ERA (4 ER in 34.0 IP) over a seven-start stretch from 6/3-7/15 ... Went 9-5 with a 2.74 ERA (26 ER in 85.1 IP) over his final 16 games ... Helped the R-Braves win the South Atlantic League title, going 2-0 with a 1.23 ERA (2 ER in 14.2 IP) with 24 strikeouts in two playoff starts ... Twice started series-clinching wins, on 9/10 vs. Charleston (7.2 IP, 11 SO in 4-1 win) and 9/16 vs. Lakewood (7.0 IP, 13 SO in 6-1 win) ... Rated the No. 6 prospect in the SAL by BA.

**2015:** Rated Atlanta's No. 3 prospect by BA ... Did not pitch while recovering from "Tommy John" surgery.

**2014:** Entered the season rated the Padres' No. 3 prospect by BA ... Opened the year on Advanced-A Lake Elsinore's disabled list (forearm soreness) ... Returned in July and made five starts between the AZL and Class-A Fort Wayne ... Went back on the disabled list on 7/24 and had "Tommy John" surgery on his left elbow on 8/20.

**2013:** Entered the season rated the Padres' No. 2 prospect by BA ... Made 23 starts with Class-A Fort Wayne, going 6-7 with a 3.49 ERA ... Led the team in strikeouts (100) and tied for the team lead in starts (23) ... Rated the No. 8 prospect in the Midwest League by BA.

**2012:** Rated by BA as the top left-handed pitcher in the 2012 draft class ... Made his professional debut with the Rookie-level Arizona League Padres, going 0-1 with a 3.57 ERA and a .215 BAA in 10 games (9 starts).

**AWARDS & HONORS:** MiLB.com San Diego Padres Organization All-Star (2013) ... Southern League Pitcher of the Week (4/30/17) ... Arizona Fall League Pitcher of the Week (10/28/17) ... AFL "All Prospect Team" (2017).

**TRANSACTIONS:** Selected by the San Diego Padres in the first round (7th overall) of the 2012 June draft out of Harvard-Westlake High School (Studio City, CA) ... Traded by the Padres to the Atlanta Braves along with OF Dustin Peterson, INF Jace Peterson and OF Malleck Smith in exchange for OF Justin Upton and RHP Aaron Northcraft (12/19/14).

### SINGLE-GAME CAREER HIGHS

|            |                                    |
|------------|------------------------------------|
| <b>IP:</b> | 7.0 (3x, last: 6/13/18, GWN @ NOR) |
| <b>SO:</b> | 11 (2x, last: 6/30/18, ATL @ STL)  |
| <b>BB:</b> | 6 (8/12/13, FTW vs. DAY)           |
| <b>H:</b>  | 9 (3x, last: 6/7/18, GWN vs. LHV)  |
| <b>ER:</b> | 7 (2x, last: 6/7/18, GWN vs. LHV)  |





Photo: Will Fagan / Gwinnett Stripers



## SAL GIARDINA - CATCHER

**B/T:** Switch / Right **HT/WT:** 6-4 / 220  
**BORN:** April 30, 1992 in Valrico, FL  
**OPENING DAY AGE:** 26 **PRO SEASON:** 6th  
**MLB DEBUT:** None **MLB SERVICE:** 0.000  
**ACQUIRED:** Selected by the Braves in the 31st round of the 2014 June draft out of Lynn University (Boca Raton, FL).

### GIARDINA'S CAREER HITTING STATS

| YEAR                 | CLUB             | AVG  | G   | AB  | R  | H   | 2B | 3B | HR | RBI | BB | SO  | SB | OBP  | SLG  |
|----------------------|------------------|------|-----|-----|----|-----|----|----|----|-----|----|-----|----|------|------|
| 2014                 | Rome (A)         | .266 | 37  | 128 | 12 | 34  | 3  | 0  | 2  | 16  | 10 | 30  | 0  | .338 | .336 |
| 2015                 | Carolina (Adv-A) | .185 | 42  | 146 | 8  | 27  | 5  | 0  | 0  | 7   | 5  | 40  | 1  | .232 | .219 |
| 2016                 | Carolina (Adv-A) | .246 | 67  | 228 | 20 | 56  | 9  | 2  | 3  | 19  | 9  | 56  | 1  | .302 | .342 |
| 2017                 | Mississippi (AA) | .248 | 38  | 105 | 13 | 26  | 5  | 0  | 1  | 11  | 9  | 29  | 1  | .319 | .324 |
|                      | Florida (Adv-A)  | .250 | 8   | 24  | 2  | 6   | 1  | 0  | 0  | 2   | 0  | 4   | 0  | .308 | .292 |
|                      | Gwinnett (AAA)   | .455 | 6   | 11  | 3  | 5   | 0  | 0  | 0  | 2   | 3  | 2   | 0  | .625 | .455 |
| 2018                 | Mississippi (AA) | .150 | 25  | 60  | 2  | 9   | 0  | 0  | 0  | 4   | 5  | 22  | 1  | .271 | .150 |
|                      | Gwinnett (AAA)   | .309 | 23  | 68  | 7  | 21  | 4  | 0  | 1  | 6   | 3  | 19  | 0  | .356 | .412 |
| Minor League Totals: |                  | .239 | 246 | 770 | 67 | 184 | 27 | 2  | 7  | 67  | 44 | 202 | 4  | .306 | .306 |

### GIARDINA'S 2018 HIGHLIGHTS

- Combined to bat .234 (4 2B, 1 HR, 9 R, 10 RBI, 1 SB) in 48 games between Double-A Mississippi and Triple-A Gwinnett.
- Promoted to Gwinnett four times (5/25-6/3, 6/7-7/11, 8/22-8/27, 8/31-9/3) and hit .309 (4 2B, 1 HR, 7 R, 6 RBI) in 23 games for the Stripers.
- Also logged 25 games with the M-Braves, batting .150 (2 R, 4 RBI, 1 SB).
- Pitched three times in relief, twice with Gwinnett (0-0, 20.25 ERA, 3 ER in 1.1 IP, .571 BAA) and once with Mississippi (0.00 ERA, 0 ER in 0.1 IP, .000 BAA).
- Hit his first career Triple-A home run (3-run, off RHP Asher Wojciechowski) and tied his career high with three RBI on 6/13 at Norfolk (2-for-4).
- Batted .452 (3 2B, 5 R, 2 RBI) on a season-best nine-game hitting streak with the Stripers from 7/1-9/2, raising his average from .212 to .328.
- Posted a .991 fielding percentage (1 error/111 TC) and .364 caught stealing percentage (4-for-11) in 13 starts behind the plate for Gwinnett...team went 8-5.

### GIARDINA'S CAREER NOTES

**2017:** Combined to hit .264 (6 2B, 1 HR, 18 R, 15 RBI, 1 SB) in 52 games between Advanced-A Florida, Double-A Mississippi and Triple-A Gwinnett ... Opened the season on Mississippi's disabled list with a left shin contusion ... Activated on 5/5 and hit .248 with a homer and 11 RBI in 38 games through 7/29 ... Pitched twice for the M-Braves, going 0-0 with a 4.50 ERA (1 ER in 2.0 IP) and a .333 BAA ... Hit his lone home run of the year on 7/4 at Mobile (solo, off RHP Jaime Barria), finished 2-for-4 (2B, HR, 2 R, RBI) ... Assigned to Florida on 7/31 and hit .250 in eight games from 8/1-8/9 ... Placed on the Fire Frogs' disabled list on 8/11 ... Activated off the DL and promoted to Gwinnett on 8/21 ... Batted .455 over six games on his Triple-A debut ... Notched multi-hit efforts in each of his first two Triple-A games, 8/25 vs. Charlotte (2-for-2, 2 R, RBI) and 8/27 vs. Charlotte (2-for-3, R).

**2016:** In his second season with Advanced-A Carolina, batted .246 with career highs in hits (56), doubles (9), triples (2), home runs (3), runs (20), RBI (19) and games (67) ... Hit .263 (6 2B, 3B, 3 HR, 15 R, 12 RBI) after the All-Star break ... All three of his homers came in July, when he batted a season-best .333 (3 2B, 3B, 9 R, 10 RBI) ... Appeared at four different defensive positions, including catcher (30 games), first base (30 games), third base (3 games) and pitcher (1 game) ... Tossed 1.1 scoreless innings on 6/14 at Lynchburg ... Promoted to Triple-A Gwinnett for the Governors' Cup Playoffs, but did not appear in a game.

**2015:** Opened the season on the disabled list before being reinstated on 5/15 ... Appeared in 42 games with Carolina, batting .185 with seven RBI ... Hit a season-best .290 (2 2B, 3 RBI) in eight games in May ... Pitched once in relief, tossing 1.0 perfect inning on 7/4 vs. Myrtle Beach.

**2014:** Began his professional career with Class-A Rome, batting .266 with two homers and 16 RBI in 37 games ... Went a perfect 3-for-3 in his second career game on 6/22 vs. Hickory ... Hit his first professional home run and tallied a season-high three RBI on 8/15 at Charleston (3-for-5).

**TRANSACTIONS:** Selected by the Atlanta Braves in the 31st round of the 2014 June draft out of Lynn University (Boca Raton, FL).

### SINGLE-GAME CAREER HIGHS

**H:** 4 (7/29/16, CAR vs. POT)  
**HR:** 1 (7x, last: 6/13/18, GWN @ NOR)  
**RBI:** 3 (4x, last: 6/13/18, GWN @ NOR)  
**R:** 2 (12x, last: 7/6/18, GWN vs. CHA)  
**SB:** 1 (4x, last: 7/24/18, MIS vs. MOB)



# LUIZ GOHARA - PITCHER

40-MAN

**B/T:** Left / Left      **HT/WT:** 6-3 / 265  
**BORN:** July 31, 1996 in Tupa, Brazil  
**OPENING DAY AGE:** 22      **PRO SEASON:** 7th  
**MLB DEBUT:** 9/6/17 with ATL      **MLB SERVICE:** 0.120  
**ACQUIRED:** Via trade with the Seattle Mariners in exchange for RHP Shae Simmons and OF Mallex Smith on January 11, 2017.

## GOHARA'S CAREER PITCHING STATS

| YEAR                 | CLUB              | W-L   | ERA  | G  | GS | CG | SHO | SV  | IP    | H   | R   | ER  | HR | BB  | SO  |
|----------------------|-------------------|-------|------|----|----|----|-----|-----|-------|-----|-----|-----|----|-----|-----|
| 2013                 | Pulaski (Rk)      | 1-2   | 4.15 | 6  | 6  | 0  | 0   | 0/0 | 21.2  | 22  | 14  | 10  | 1  | 9   | 27  |
| 2014                 | AZL Mariners (Rk) | 1-1   | 2.13 | 2  | 2  | 0  | 0   | 0/0 | 12.2  | 11  | 4   | 3   | 0  | 2   | 16  |
|                      | Everett (SS-A)    | 0-6   | 8.20 | 11 | 11 | 0  | 0   | 0/0 | 37.1  | 46  | 43  | 34  | 6  | 24  | 37  |
| 2015                 | Clinton (A)       | 0-1   | 1.86 | 2  | 2  | 0  | 0   | 0/0 | 9.2   | 10  | 2   | 2   | 0  | 6   | 5   |
|                      | Everett (SS-A)    | 3-7   | 6.20 | 14 | 14 | 0  | 0   | 0/0 | 53.2  | 67  | 45  | 37  | 4  | 32  | 62  |
| 2016                 | Everett (SS-A)    | 2-0   | 1.76 | 3  | 3  | 0  | 0   | 0/0 | 15.1  | 13  | 5   | 3   | 1  | 3   | 21  |
|                      | Clinton (A)       | 5-2   | 1.82 | 10 | 10 | 0  | 0   | 0/0 | 54.1  | 44  | 12  | 11  | 1  | 20  | 60  |
| 2017                 | Florida (Adv-A)   | 3-1   | 1.98 | 7  | 7  | 0  | 0   | 0/0 | 36.1  | 33  | 8   | 8   | 0  | 10  | 39  |
|                      | Mississippi (AA)  | 2-1   | 2.60 | 12 | 11 | 0  | 0   | 0/0 | 52.0  | 42  | 17  | 15  | 2  | 18  | 60  |
|                      | Gwinnett (AAA)    | 2-2   | 3.31 | 7  | 7  | 0  | 0   | 0/0 | 35.1  | 31  | 16  | 13  | 4  | 16  | 48  |
|                      | ATLANTA (MLB)     | 1-3   | 4.91 | 5  | 5  | 0  | 0   | 0/0 | 29.1  | 32  | 17  | 16  | 2  | 8   | 31  |
| 2018                 | Mississippi (AA)  | 0-1   | 2.70 | 1  | 1  | 0  | 0   | 0/0 | 3.1   | 5   | 5   | 1   | 0  | 3   | 4   |
|                      | Gwinnett (AAA)    | 3-4   | 4.94 | 12 | 12 | 0  | 0   | 0/0 | 54.2  | 54  | 33  | 30  | 9  | 15  | 55  |
|                      | ATLANTA (MLB)     | 0-1   | 5.95 | 9  | 1  | 0  | 0   | 1/1 | 19.2  | 16  | 13  | 13  | 3  | 8   | 18  |
| Minor League Totals: |                   | 22-28 | 3.89 | 87 | 86 | 0  | 0   | 0/0 | 386.1 | 378 | 204 | 167 | 28 | 158 | 434 |
| Major League Totals: |                   | 1-4   | 5.33 | 14 | 6  | 0  | 0   | 1/1 | 49.0  | 48  | 30  | 29  | 5  | 16  | 49  |

## GOHARA'S 2018 SEASON

- Opened the season rated the Braves' No. 2 prospect by *Baseball America* and No. 4 prospect by MLB.com.
- Also ranked No. 23 on BA's Top 100 Prospects list and No. 49 on MLB.com's Top 100 Prospects list.
- Combined to go 3-5 with a 4.81 ERA (31 ER in 58.0 IP) in 13 starts between Double-A Mississippi and Triple-A Gwinnett.
- Also logged nine games (1 start) with Atlanta, going 0-1 with a 5.95 ERA (13 ER in 19.2 IP), a .222 BAA and one save (1-for-1).
- Opened the season on the Braves' 10-day disabled list with a left ankle sprain...officially placed on the DL on 3/26.
- Began a rehab assignment with Mississippi on 4/17, making one start for the M-Braves vs. Pensacola (loss, 3.1 IP, 5 H, 5 R, 1 ER, 3 BB, 4 SO).
- Had his rehab assignment transferred to Gwinnett on 4/21 and made two starts for the Stripers from 4/22-4/27, going 0-1 with a 5.63 ERA (5 ER in 8.0 IP).
- Activated off Atlanta's disabled list and optioned to Gwinnett on 4/28...made one start before being recalled by the Braves on 5/8.
- In four outings (1 start) with Atlanta in May, went 0-1 with a 2.45 ERA (3 ER in 11.0 IP), a .158 BAA and one save (1-for-1).
- Placed on Atlanta's bereavement list on 5/25 and transferred to the restricted list on 6/1...activated on 6/3.
- Posted a 17.36 ERA (9 ER in 4.2 IP) over three relief outings with the Braves in June before being optioned to Gwinnett on 6/17.
- Went 1-1 with a 4.09 ERA (5 ER in 11.0 IP) and a .220 BAA in three starts for the Stripers in June...recalled by Atlanta on 7/4.
- Pitched twice for the Braves in relief from 7/4-7/8, posting a 2.25 ERA (1 ER in 4.0 IP)...optioned back to Gwinnett on 7/12.
- His final six appearances of the season came with the Stripers after the Triple-A All-Star break (2-1, 4.02 ERA, 14 ER in 31.1 IP, .243 BAA in 6 starts).
- Struck out a season-high 10 batters over 5.2 innings (4 H, 3 R, 3 ER, 2 HR, 0 BB) on 7/29 at Scranton/WB, earning the win in Gwinnett's 7-4 victory.
- Placed on Gwinnett's 7-day disabled list on 8/28...recalled by Atlanta on 9/14 and placed on the 60-day disabled list (left shoulder soreness).
- Entering 2019, is ranked the Braves' No. 10 prospect by both MLB.com and BA.

## GOHARA'S CAREER NOTES

**2017:** Opened the season rated the Braves' No. 11 prospect by MLB.com ... Combined to go 7-4 with a 2.62 ERA (36 ER in 123.2 IP) and a .228 BAA in 26 games (25 starts) between Advanced-A Florida, Double-A Mississippi and Triple-A Gwinnett ... Named the Atlanta Braves' Pitching Prospect of the Year by MLB Pipeline.com ... Ranked among Braves' MiLB pitching leaders in strikeouts (2nd, 147) and ERA (4th, 2.62) ... Began the season with Florida, going 3-1 with a 1.98 ERA and a .243 BAA in seven starts from 4/6-5/9 ... Was the Fire Frogs' Opening Day starter on 4/6 vs. Daytona (ND, 5.0 IP, 4 H, 0 R, 0 BB, 7 SO) ... Named Florida's Pitcher of the Month for April by Atlanta (2-0, 1.73 ERA, .240 BAA in 5 starts) ... Promoted to Mississippi on 5/10, made his Double-A debut on 5/15 at Biloxi (start, ND, 2.0 IP, 2 H, 1 ER, 1 BB, 1 SO) ... Went 1-0 with a 1.78 ERA (5 ER in 25.1 IP) and a .217 BAA over five starts

in July ... Struck out a season-high 11 batters over 6.0 IP (5 H, 0 R) in his final start with the M-Braves on 7/22 vs. Biloxi ... Overall with Mississippi, was 2-1 with a 2.60 ERA, a .218 BAA and three quality starts in 12 games (11 starts) ... Promoted to Gwinnett on 7/28, made his Triple-A debut that night at Syracuse (loss, 4.2 IP, 4 H, 5 R, 4 ER) ... In seven starts with the G-Braves from 7/28-8/31, went 2-2 with a 3.31 ERA, a .230 BAA and one quality start ... Went 2-0 with a 1.80 ERA (2 ER in 10.0 IP) over his final two starts with Gwinnett ... Had his contract selected by Atlanta on 9/5 and made his Major League debut on 9/6 vs. Texas (start, loss, 4.0 IP, 5 H, 6 R, 6 ER, 1 HR, 4 BB, 6 SO) ... Earned his first career MLB win on 9/13 at Washington (6.0 IP, 6 H, 2 R, 1 ER, 0 BB, 6 SO), an 8-2 Braves' victory ... Overall with Atlanta, went 1-3 with a 4.91 ERA, a .283 BAA and two quality starts in five starts.

## GOHARA'S CAREER NOTES (Continued)

**2016:** Entered the season ranked the Mariners' No. 6 prospect by *BA* ... Went 7-2 with a 1.81 ERA (14 ER in 69.2 IP) over 13 starts between Short-A Everett and Class-A Clinton ... Made three starts with Everett before joining Clinton on 6/30 ... Struck out a season-high 10 batters over 6.0 innings (ND, 4 H, 1 R, 1 ER) on 7/28 vs. Wisconsin ... Following the season, played for Peoria in the Arizona Fall League, going 1-0 with a 3.86 ERA (5 ER in 11.2 IP) and 19 strikeouts in nine relief outings.

**2015:** Split the year between Everett and Clinton, going 3-8 with a 5.54 ERA (39 ER in 63.1 IP) in 16 starts ... Named a Northwest League Midseason All-Star with the AquaSox ... Ranked among NWL leaders in losses (1st, 7), walks (T-1st, 32), starts (T-4th, 14), strikeouts (5th, 62) and batters faced (13th, 358) ... Averaged 10.39 SO/9.0 IP.

**2014:** Made two starts with the AZL Mariners, going 1-1 with a 2.13 ERA ... Promoted to Everett on 7/1, where he went 0-6 with an 8.20 ERA in 11 starts ... Following the season, named the Mariners' No. 8 prospect by *BA*.

**2013:** Made his professional debut with Rookie-level Pulaski, going 1-2 with a 4.15 ERA in six starts ... Earned his first career win on 7/8 at Princeton (5.0 IP, 3 H, 0 R, 9 SO).

**AWARDS & HONORS:** Northwest League Midseason All-Star (2015) ... MLB Pipeline.com Atlanta Braves Pitching Prospect of the Year (2017).

**TRANSACTIONS:** Signed by the Seattle Mariners as a non-drafted free agent (8/14/12) ... Traded by the Mariners to the Atlanta Braves along with LHP Thomas Burrows in exchange for RHP Shae Simmons and OF Mallex Smith (1/11/17).

### SINGLE-GAME CAREER HIGHS

|            |                                      |
|------------|--------------------------------------|
| <b>IP:</b> | 7.0 (3x, last: 9/24/17, ATL vs. PHI) |
| <b>SO:</b> | 11 (7/22/17, MIS vs. BLX)            |
| <b>BB:</b> | 6 (9/3/15, EVE @ SPO)                |
| <b>H:</b>  | 11 (9/19/17, ATL vs. WSH)            |
| <b>ER:</b> | 6 (3x, last: 6/4/18, ATL @ SD)       |



Photo: Will Fagan / Gwinnett Stripers





## JOSH GRAHAM - PITCHER

**B/T:** Right / Right      **HT/WT:** 6-1 / 210  
**BORN:** October 14, 1993 in Roseburg, OR  
**OPENING DAY AGE:** 25      **PRO SEASON:** 5th  
**MLB DEBUT:** None      **MLB SERVICE:** 0.000  
**ACQUIRED:** Selected by the Braves in the fourth round of the 2015 June draft out of the University of Oregon (Eugene, OR).

### GRAHAM'S CAREER PITCHING STATS

| YEAR                 | CLUB             | W-L | ERA  | G  | GS | CG | SHO | SV  | IP   | H  | R  | ER | HR | BB | SO |
|----------------------|------------------|-----|------|----|----|----|-----|-----|------|----|----|----|----|----|----|
| 2015                 | Danville (Rk)    | 1-1 | 2.60 | 6  | 5  | 0  | 0   | 0/0 | 17.1 | 17 | 6  | 5  | 0  | 3  | 21 |
| 2016                 | Rome (A)         | 1-2 | 3.40 | 35 | 0  | 0  | 0   | 6/8 | 42.1 | 35 | 20 | 16 | 4  | 12 | 50 |
| 2017                 | Florida (Adv-A)  | 3-3 | 4.69 | 31 | 0  | 0  | 0   | 1/3 | 48.0 | 41 | 27 | 25 | 0  | 18 | 56 |
|                      | Mississippi (AA) | 0-1 | 1.38 | 10 | 0  | 0  | 0   | 2/2 | 13.0 | 10 | 2  | 2  | 0  | 9  | 10 |
| 2018                 | Florida (Adv-A)  | 1-5 | 3.86 | 15 | 0  | 0  | 0   | 1/1 | 23.1 | 19 | 15 | 10 | 2  | 10 | 33 |
|                      | Mississippi (AA) | 5-3 | 6.81 | 32 | 0  | 0  | 0   | 2/5 | 39.2 | 42 | 34 | 30 | 4  | 31 | 41 |
| Minor League Totals: |                  | 6-8 | 5.71 | 47 | 0  | 0  | 0   | 3/6 | 63.0 | 61 | 49 | 40 | 6  | 41 | 74 |

### GRAHAM'S 2018 SEASON

- Was a non-roster invitee to Atlanta Braves Spring Training for the first time in his career.
- Combined to go 6-8 with a 5.71 ERA (40 ER in 63.0 IP) and three saves (3-for-6) in 47 appearances between Advanced-A Florida and Double-A Mississippi.
- Set career highs in wins (6), games (47), innings (63.0) and strikeouts (74).
- Opened the season with the M-Braves, going 2-2 with a 10.13 ERA (24 ER in 21.1 IP) in 20 outings before being transferred to Florida on 5/29.
- With the Fire Frogs, went 1-5 with a 3.86 ERA (10 ER in 23.1 IP) in 15 games from 6/1-7/27.
- Held Advanced-A batters to a .216 average, including right-handers to a .200 mark.
- Returned to Mississippi on 8/1 and went 3-1 with a 2.95 ERA (6 ER in 18.1 IP) and a .167 BAA over his final 12 appearances.

### GRAHAM'S CAREER NOTES

**2017:** Combined to go 3-4 with a 3.98 ERA (27 ER in 61.0 IP), a .225 BAA and three saves (3-for-5) in 41 games between Advanced-A Florida and Double-A Mississippi ... Went 3-3 with a 4.69 ERA, one save and a .228 BAA in 31 games with Florida ... Won his Advanced-A debut on 4/7 vs. Daytona (1.2 IP, 1 H, 1 R, 0 ER, 1 BB, 2 SO in 5-4 win) ... Promoted to Mississippi on 8/5 and went 0-1 with a 1.38 ERA, two saves and a .213 BAA in 10 games ... Limited left-handed batters to a .200 average between both levels ... Struggled to a 6.97 ERA (8 ER in 10.1 IP) in nine games for Peoria in the Arizona Fall League ... Entering 2018, was rated the Braves' No. 30 prospect by *Baseball America*.

**2016:** Entered 2016 with the "Best Changeup" among all Atlanta minor league pitchers and as the "Closest to the Majors" out of the Braves 2015 draft class, as determined by *Baseball America* ... Played his first full professional season with Class-A Rome, where he went 1-2 with a 3.40 ERA and six saves over 35 appearances ... Finished the season in the Top 10 among Atlanta minor leaguers in saves (T-8th, 6) and strikeout-to-walk ratio (10th, 4.17) ... Went 1-0 with a 2.42 ERA (6 ER in 22.1 IP) in his first 16 appearances of the season before posting an 0-2 record with a 4.50 ERA (10 ER in 20.0 IP) over his final 19 games ... Yielded one earned run or fewer in 26 outings on the season, including 23 scoreless appearances ... Allowed opponents to bat just .217, including a .206 mark by lefties ... Earned his first professional save on 5/23 at Hickory after 1.0 scoreless inning of relief ... Tossed 2.0 scoreless innings over two outings in the postseason to help Rome claim the South Atlantic League Championship.


**2015:** Made his professional debut with six appearances (5 starts) for Rookie-level Danville, going 1-1 with a 2.60 ERA ... Earned the win in his pro debut on 6/24 at Pulaski, tossing 2.0 innings of relief and allowing one unearned run ... Went a career-high 5.0 innings in his penultimate start of the season, yielding one run while striking out a career-best six batters on 7/16 vs. Elizabethton.

**MISC:** Originally selected by the Minnesota Twins in the 22nd round of the 2012 June draft out of Roseburg High School (Roseburg, OR), but elected to attend the University of Oregon ... Platooned as the Ducks' starting catcher for three seasons, hitting .202 with three home runs and 26 RBI in his career ... Transitioned to pitcher during his junior season in 2015 and went 4-1 with a 2.63 ERA (19 ER in 65.0 IP) over 19 games (6 starts) ... Is the nephew of former Major League C/1B Jamie Burke, who played 191 games over eight seasons for Anaheim (2001), the Chicago White Sox (2003-05), Seattle (2007-09) and Washington (2009-10).

**TRANSACTIONS:** Selected by the Atlanta Braves in the fourth round (120th overall) of the 2015 June draft out of the University of Oregon (Eugene, OR).

### SINGLE-GAME CAREER HIGHS

**IP:** 5.0 (7/16/15, DAN vs. ELZ)  
**SO:** 6 (7/16/15, DAN vs. ELZ)  
**BB:** 5 (4/25/18, MIS @ MOB)  
**H:** 7 (7/16/15, DAN vs. ELZ)  
**ER:** 5 (4x, last: 5/11/18, MIS vs. MOB)



## JORDAN HARRISON - PITCHER

**B/T:** Right / Left      **HT/WT:** 6-1 / 180  
**BORN:** April 9, 1991 in Porter, TX  
**OPENING DAY AGE:** 27      **PRO SEASON:** 8th  
**MLB DEBUT:** None      **MLB SERVICE:** 0.000  
**ACQUIRED:** Signed by the Atlanta Braves as a minor league free agent on February 24, 2019.

### HARRISON'S CAREER PITCHING STATS

| YEAR                 | CLUB                 | W-L   | ERA   | G   | GS | CG | SHO | SV   | IP    | H   | R   | ER  | HR | BB  | SO  |
|----------------------|----------------------|-------|-------|-----|----|----|-----|------|-------|-----|-----|-----|----|-----|-----|
| 2012                 | GCL Rays (Rk)        | 1-2   | 1.52  | 10  | 5  | 0  | 0   | 0/1  | 29.2  | 28  | 8   | 5   | 0  | 6   | 29  |
|                      | Hudson Valley (SS-A) | 0-1   | 4.00  | 4   | 0  | 0  | 0   | 1/2  | 9.0   | 7   | 4   | 4   | 0  | 3   | 9   |
| 2013                 | Charlotte (Adv-A)    | 0-1   | 10.13 | 2   | 0  | 0  | 0   | 0/0  | 2.2   | 1   | 3   | 3   | 0  | 3   | 4   |
|                      | Hudson Valley (SS-A) | 4-1   | 2.73  | 5   | 4  | 0  | 0   | 0/0  | 26.1  | 17  | 8   | 8   | 3  | 8   | 26  |
| 2014                 | Bowling Green (A)    | 5-2   | 2.69  | 15  | 9  | 0  | 0   | 0/1  | 60.1  | 52  | 20  | 18  | 4  | 22  | 53  |
|                      | Bowling Green (A)    | 1-1   | 3.30  | 6   | 6  | 0  | 0   | 0/0  | 30.0  | 30  | 17  | 11  | 2  | 9   | 11  |
|                      | GCL Rays (Rk)        | 0-0   | 0.00  | 2   | 0  | 0  | 0   | 1/1  | 7.0   | 7   | 0   | 0   | 0  | 0   | 9   |
|                      | Charlotte (Adv-A)    | 3-3   | 3.45  | 14  | 4  | 0  | 0   | 1/1  | 44.1  | 35  | 19  | 17  | 2  | 15  | 41  |
| 2015                 | Montgomery (AA)      | 0-1   | 9.35  | 6   | 0  | 0  | 0   | 0/0  | 8.2   | 13  | 10  | 9   | 1  | 9   | 3   |
|                      | Bowling Green (A)    | 1-0   | 2.53  | 10  | 0  | 0  | 0   | 0/0  | 21.1  | 14  | 6   | 6   | 3  | 8   | 22  |
|                      | Charlotte (Adv-A)    | 0-0   | 2.86  | 12  | 1  | 0  | 0   | 1/1  | 22.0  | 20  | 8   | 7   | 0  | 6   | 13  |
| 2016                 | Charlotte (Adv-A)    | 0-1   | 2.77  | 8   | 0  | 0  | 0   | 0/0  | 13.0  | 17  | 6   | 4   | 0  | 6   | 10  |
|                      | Montgomery (AA)      | 2-0   | 2.59  | 25  | 0  | 0  | 0   | 0/0  | 24.1  | 13  | 7   | 7   | 0  | 19  | 17  |
| 2017                 | Montgomery (AA)      | 3-3   | 3.28  | 53  | 0  | 0  | 0   | 2/4  | 57.2  | 43  | 22  | 21  | 2  | 43  | 49  |
| 2018                 | Montgomery (AA)      | 0-1   | 1.56  | 36  | 0  | 0  | 0   | 2/3  | 40.1  | 26  | 9   | 7   | 2  | 21  | 38  |
|                      | Durham (AAA)         | 0-0   | 1.65  | 14  | 0  | 0  | 0   | 0/0  | 16.1  | 11  | 3   | 3   | 0  | 9   | 15  |
| Minor League Totals: |                      | 20-17 | 2.83  | 222 | 29 | 0  | 0   | 8/14 | 413.0 | 334 | 150 | 130 | 19 | 187 | 349 |

HARRISON

### HARRISON'S 2018 SEASON

- Combined to go 0-1 with a 1.59 ERA (10 ER in 56.2 IP), a .190 BAA and two saves (2-for-3) in 50 games between Double-A Montgomery and Triple-A Durham of the Tampa Bay Rays organization.
- Opened the season with Montgomery and went 0-1 with a 1.56 ERA and a .190 BAA in 36 games.
- Led the Biscuits in holds (10) and reliever ERA (1.56, min. 40.0 IP).
- Double-A left-handed batters hit just .122 against him, while right-handers hit .227.
- Posted a 0.73 ERA (1 ER in 12.1 IP) and a .167 BAA in eight April appearances with the Biscuits.
- Promoted to Durham on 5/10 and made his Triple-A debut on 5/11 at Charlotte (2.0 IP, 0 R, 2 SO).
- Made 21 consecutive scoreless appearances (20.0 IP) across both levels from 6/8-8/8.
- Pitched 12.1 scoreless innings over 11 outings before giving up a run at the Triple-A level.
- Was scored upon just twice in 14 outings with Durham, going 0-0 with a 1.65 ERA and a .190 BAA.
- Logged three relief appearances for the Bulls during the Governors' Cup Playoffs, posting a 9.00 ERA (3 ER in 3.0 IP).
- Following the season, pitched for Estrellas of the Dominican Winter League, going 1-0 with a 0.00 ERA (0 ER in 7.1 IP), a .192 BAA and one save (1-for-3) in 12 relief appearances.

### HARRISON'S CAREER NOTES

**2017:** Spent the full season with Montgomery, posting a 3.28 ERA in 53 relief appearances ... Went 2-0 with a 1.84 ERA (3 ER in 14.2 IP) in 13 outings in July ... Had a nine-game scoreless outing streak (9.2 IP) from 8/2-8/29 ... Held left-handed batters to a .193 average.

**2016:** Combined to go 2-1 with a 2.65 ERA (11 ER in 37.1 IP) over 33 relief outings between Advanced-A Charlotte and Montgomery ... Had seven scoreless outings in July (6.0 IP) ... Placed on the 7-day disabled list on 8/21 ... Activated on 9/5 and pitched once in the Southern League Playoffs (0-0, 0.00 ERA, 0 ER in 1.0 IP).

**2015:** Combined to go 1-1 with a 3.81 ERA (22 ER in 52.0 IP) in 28 appearances between Class-A Bowling Green, Charlotte and Montgomery ... Opened the season in Double-A before being transferred to Advanced-A on 5/9.

**2014:** Went 4-4 with a 3.10 ERA (28 ER in 81.1 IP) and two saves (2-for-2) in 22 games (10 starts) between Bowling Green, Charlotte and the GCL Rays ... Placed on the 7-day disabled list on 5/12 and spent a rehab assignment in the GCL from 6/21-6/26.

**2013:** Earned a career-high nine wins across three levels, going 9-4 with a 2.92 ERA (29 ER in 89.1 IP) in 22 games

(13 starts) between Short-A Hudson Valley, Bowling Green and Charlotte ... Was named New York-Penn League Pitcher of the Week on 6/24 (2-0, 1.50 ERA, 2 ER in 12.0 IP, 3 BB, 13 SO in 2 starts).


**2012:** In his professional debut, went a combined 1-3 with a 2.09 ERA (9 ER in 38.2 IP) and one save (1-for-3) in 14 games (5 starts) with the GCL Rays and Hudson Valley.

**AWARDS & HONORS:** New York-Penn League Pitcher of the Week (6/24/13).

**TRANSACTIONS:** Selected by the Tampa Bay Rays in the 25th round of the 2012 June Draft out of the University of Louisiana-Lafayette (Lafayette, LA) ... Signed by the Atlanta Braves as a minor league free agent (2/24/19).

### SINGLE-GAME CAREER HIGHS

**IP:** 7.0 (8/9/13, BG vs. GL)  
**SO:** 8 (6/22/13, HV @ SI)  
**BB:** 5 (5/26/16, MTG vs. JNXN)  
**H:** 9 (8/3/13, BG vs. SB)  
**ER:** 4 (8x, last: 4/22/17, MTG vs. MIS)



## JASON HURSH - PITCHER

**B/T:** Right / Right      **HT/WT:** 6-2 / 210  
**BORN:** October 2, 1991 in Carrollton, TX  
**OPENING DAY AGE:** 27      **PRO SEASON:** 7th  
**MLB DEBUT:** 8/13/16 with ATL      **MLB SERVICE:** 0.042  
**ACQUIRED:** Selected by the Braves in the first round (31st overall) of the 2013 June draft out of Oklahoma State University.

### HURSH'S CAREER PITCHING STATS

| YEAR                 | CLUB             | W-L   | ERA   | G   | GS | CG | SHO | SV    | IP    | H   | R   | ER  | HR | BB  | SO  |
|----------------------|------------------|-------|-------|-----|----|----|-----|-------|-------|-----|-----|-----|----|-----|-----|
| 2013                 | Rome (A)         | 1-1   | 0.67  | 9   | 9  | 0  | 0   | 0/0   | 27.0  | 20  | 9   | 2   | 1  | 10  | 15  |
| 2014                 | Mississippi (AA) | 11-7  | 3.58  | 27  | 26 | 1  | 1   | 0/0   | 148.1 | 151 | 70  | 59  | 5  | 43  | 83  |
| 2015                 | Mississippi (AA) | 3-6   | 5.14  | 24  | 15 | 0  | 0   | 2/2   | 82.1  | 111 | 52  | 47  | 3  | 32  | 60  |
|                      | Gwinnett (AAA)   | 1-0   | 5.40  | 10  | 0  | 0  | 0   | 0/0   | 15.0  | 16  | 9   | 9   | 2  | 5   | 5   |
| 2016                 | Mississippi (AA) | 3-2   | 2.05  | 35  | 0  | 0  | 0   | 3/5   | 57.0  | 42  | 16  | 13  | 0  | 23  | 42  |
|                      | Gwinnett (AAA)   | 0-0   | 1.69  | 8   | 0  | 0  | 0   | 0/0   | 16.0  | 15  | 3   | 3   | 0  | 8   | 8   |
|                      | ATLANTA (MLB)    | 0-0   | 33.75 | 2   | 0  | 0  | 0   | 0/0   | 1.1   | 4   | 5   | 5   | 0  | 3   | 1   |
| 2017                 | Mississippi (AA) | 0-0   | 1.23  | 10  | 0  | 0  | 0   | 5/5   | 14.2  | 10  | 2   | 2   | 0  | 5   | 10  |
|                      | ATLANTA (MLB)    | 1-0   | 5.06  | 9   | 0  | 0  | 0   | 0/0   | 10.2  | 13  | 6   | 6   | 1  | 4   | 7   |
|                      | Gwinnett (AAA)   | 3-4   | 5.50  | 28  | 0  | 0  | 0   | 0/4   | 37.2  | 53  | 26  | 23  | 3  | 12  | 41  |
| 2018                 | Gwinnett (AAA)   | 2-5   | 3.98  | 39  | 1  | 0  | 0   | 1/6   | 52.0  | 51  | 29  | 23  | 0  | 31  | 45  |
|                      | Mississippi (AA) | 0-1   | 2.81  | 14  | 0  | 0  | 0   | 7/8   | 16.0  | 17  | 7   | 5   | 0  | 7   | 13  |
| Minor League Totals: |                  | 24-26 | 3.59  | 204 | 51 | 1  | 1   | 18/30 | 466.0 | 486 | 223 | 186 | 14 | 176 | 322 |
| Major League Totals: |                  | 1-0   | 8.25  | 11  | 0  | 0  | 0   | 0/0   | 12.0  | 17  | 11  | 11  | 1  | 7   | 8   |

### HURSH'S 2018 SEASON

- Combined to go 2-6 with a 3.71 ERA (28 ER in 68.0 IP) and eight saves (8-for-14) in 53 games (1 start) between Double-A Mississippi and Triple-A Gwinnett.
- His 53 appearances led Braves' minor leaguers...also ranked tied for sixth in the organization in saves (8).
- Opened (4/5-4/10) and closed (8/5-9/1) the season with Mississippi, going 0-1 with a 2.81 ERA and seven saves in 14 games.
- Promoted to Gwinnett on 4/11...went 2-5 with a 3.98 ERA and one save (1-for-6) in 39 games (1 start) for the Stripers from 4/11-7/28.
- Over 11 outings from 4/29-5/31, went 1-1 with a 1.15 ERA (2 ER in 15.2 IP, 10 H, 4 BB, 12 SO).
- Made the first start of his Triple-A career and first start since 2015 on 6/27 at Norfolk (ND, 2.2 IP, 3 H, 2 R, 2 ER, 0 BB, 3 SO in 6-5 loss).
- Transferred back to Mississippi on 8/5...at the time, ranked tied for fifth in the International League in games pitched (39).
- Logged six saves (6-for-7) in 11 appearances with the M-Braves in August/September, going 0-1 with a 3.75 ERA (5 ER in 12.0 IP).

### HURSH'S CAREER NOTES

**2017:** Went 3-4 with a 4.30 ERA (25 ER in 52.1 IP) and five saves in 38 outings between Mississippi and Gwinnett ... Also recalled by Atlanta six times (4/12, 6/6, 6/11, 7/14, 7/27, 8/30), going 1-0 with a 5.06 ERA in nine games.

**2016:** Opened with Mississippi, going 3-2 with a 2.05 ERA and three saves in 35 relief outings ... Named M-Braves' Pitcher of the Month for July (0-0, 0.00 ERA, 3 SV in 9G) ... Did not allow a run over his final 12 games with Mississippi (19.1 IP) from 6/23-7/27 ... Promoted to Gwinnett on 7/29 ... In eight outings over two stints (7/29-8/7, 8/18-9/5) with the G-Braves, went 0-0 with a 1.69 ERA ... Posted a 28.1-inning scoreless streak between Mississippi (19.1 IP) and Gwinnett (9.0 IP) from 6/23-8/23 ... Had his contract selected by Atlanta on 8/12 ... Pitched twice in relief on his MLB debut stint, going 0-0 with a 33.75 ERA ... Optioned back to Gwinnett on 8/18 ... Made three relief appearances for the G-Braves during the Governors' Cup Playoffs, going 0-0 with a 2.45 ERA (1 ER in 3.2 IP) and one hold.

**2015:** In 24 games (15 starts) with Mississippi, was 3-6 with a 5.14 ERA and two saves ... M-Braves' Opening Day starter went 2-6 with a 5.63 ERA (44 ER in 70.1 IP) as a member of the rotation from 4/9-7/5 ... In his first extended stint as a reliever, went 1-0 with a 2.25 ERA and two saves in nine relief outings (12.0 IP) ... Promoted to Gwinnett for his Triple-A debut on 8/6 and went 1-0 with a 5.40 ERA and one hold in 10 games ... Entered the 2016 season ranked the Atlanta Braves' No. 21 prospect by MLB.com and No. 23 prospect by *Baseball America*.

**2014:** Received the Braves' Minor League Pitcher of the Year award after going 11-7 with a 3.58 ERA in 27 games

(26 starts) for Mississippi ... Led the M-Braves with 11 wins and ranked second among all Braves' farmhands in victories ... Finished sixth in the Southern League and eighth in the Braves' organization in ERA ... Tossed his first career complete-game shutout on 5/30 vs. Pensacola (7.0 IP, 5 H, 1 BB) ... Named Mississippi's July Pitcher of the Month (4-1, 2.23 ERA, .206 BAA in 6G) ... Posted a 5-0 record and 1.51 ERA (6 ER in 35.2 IP) in six games from 7/16-8/12 ... Entered 2015 ranked the Braves' No. 12 prospect by MLB.com.


**2013:** Made his professional debut with Class-A Rome, going 1-1 with a 0.67 ERA in nine starts ... Entered the 2014 season ranked the Braves' No. 6 prospect by *Baseball America* ... also tabbed as having the "Best Changeup" in the system by *BA*.

**AWARDS & HONORS:** Atlanta Braves Minor League Pitcher of the Year (2014).

**TRANSACTIONS:** Selected by the Atlanta Braves in the first round (31st overall) of the 2013 Draft out of Oklahoma State University (Stillwater, OK).

### SINGLE-GAME CAREER HIGHS

|            |                                     |
|------------|-------------------------------------|
| <b>IP:</b> | 7.0 (6x, last: 7/4/14, MIS @ MTG)   |
| <b>SO:</b> | 8 (5/27/15, MIS vs. PNS)            |
| <b>BB:</b> | 4 (5x, last: 4/25/18, GWN @ ROC)    |
| <b>H:</b>  | 10 (4x, last: 6/14/15, MIS vs. BLX) |
| <b>ER:</b> | 7 (8/28/14, MIS @ HVL)              |



# ALEX JACKSON - CATCHER

40-MAN

**B/T:** Right / Right      **HT/WT:** 6-2 / 250  
**BORN:** December 25, 1995 in Escondido, CA  
**OPENING DAY AGE:** 23      **PRO SEASON:** 6th  
**MLB DEBUT:** None      **MLB SERVICE:** 0.000  
**ACQUIRED:** Via trade with the Seattle Mariners in exchange for RHP Max Povse and RHP Rob Whalen on November 28, 2016.

## JACKSON'S CAREER HITTING STATS

| YEAR                 | CLUB              | AVG  | G   | AB   | R   | H   | 2B | 3B | HR | RBI | BB  | SO  | SB | OBP  | SLG  |
|----------------------|-------------------|------|-----|------|-----|-----|----|----|----|-----|-----|-----|----|------|------|
| 2014                 | AZL Mariners (Rk) | .280 | 23  | 82   | 11  | 23  | 6  | 2  | 2  | 16  | 9   | 24  | 0  | .344 | .476 |
| 2015                 | Clinton (A)       | .157 | 28  | 108  | 10  | 17  | 6  | 0  | 0  | 13  | 6   | 35  | 1  | .240 | .213 |
|                      | Everett (SS-A)    | .239 | 48  | 163  | 31  | 39  | 11 | 1  | 8  | 25  | 21  | 61  | 2  | .365 | .466 |
| 2016                 | Clinton (A)       | .243 | 92  | 333  | 43  | 81  | 20 | 1  | 11 | 55  | 34  | 103 | 2  | .332 | .408 |
| 2017                 | Florida (Adv-A)   | .272 | 66  | 257  | 44  | 70  | 17 | 0  | 14 | 45  | 13  | 74  | 0  | .333 | .502 |
|                      | Mississippi (AA)  | .255 | 30  | 110  | 12  | 28  | 4  | 0  | 5  | 20  | 10  | 32  | 0  | .317 | .427 |
| 2018                 | Mississippi (AA)  | .200 | 64  | 225  | 27  | 45  | 12 | 1  | 5  | 24  | 20  | 78  | 0  | .282 | .329 |
|                      | Gwinnett (AAA)    | .204 | 35  | 108  | 15  | 22  | 11 | 2  | 3  | 17  | 12  | 42  | 0  | .296 | .426 |
| Minor League Totals: |                   | .234 | 386 | 1386 | 193 | 325 | 87 | 7  | 48 | 215 | 125 | 449 | 5  | .318 | .411 |

## JACKSON'S 2018 SEASON

- Opened the year rated the Braves' No. 10 prospect by *Baseball America* and No. 14 prospect by MLB.com.
- Combined to bat .201 (23 2B, 3 3B, 8 HR, 42 R, 41 RBI, .286 OBP, .360 SLG, .647 OPS) in 99 games between Double-A Mississippi and Triple-A Gwinnett.
- Began the year with the M-Braves, hitting .200 (12 2B, 1 3B, 5 HR, 27 R, 24 RBI) in 64 games.
- Batted a season-best .265 (6 2B, 3 HR, 12 R, 10 RBI, .333 OBP, .485 SLG, .819 OPS) in 19 games in June.
- Promoted to Gwinnett for his Triple-A debut on 7/16 vs. Indianapolis (0-for-4, 2 SO).
- Notched a game-winning two-run triple in the eighth inning in Gwinnett's come-from-behind 7-4 win on 7/20 vs. Pawtucket (1-for-4, 2 RBI).
- Hit his first career Triple-A home run on 7/26 at Lehigh Valley (3-run, off LHP Cole Irvin).
- After hitting .190 (19-for-100) over his first 32 games with the Stripers, hit .375 (3-for-8, 3 3B, 3 R) over his final three games in September.
- In 35 total games with Gwinnett, batted .204 (22-for-108, 11 2B, 2 3B, 3 HR, 15 R, 17 RBI, .296 OBP, .426 SLG, .722 OPS).
- Posted a .977 fielding percentage (6 errors/258 TC) and .176 caught stealing percentage (3-for-17) in 29 starts at catcher for Gwinnett...team went 19-10.
- Enters the 2019 season ranked the Braves' No. 23 prospect by *BA* and No. 28 prospect by MLB.com.

## JACKSON'S CAREER NOTES

**2017:** Entered the season ranked the Braves' No. 24 prospect by MLB.com and No. 29 prospect by *BA* ... Converted to catcher for the first time in his pro career after three years as an outfielder ... Posted a .979 fielding percentage (12 errors/576 TC) and a 20.7% caught stealing percentage (16-for-77) in 56 games ... Between Advanced-A Florida and Mississippi, batted .267 (21 2B, 19 HR, 65 RBI) in 96 games ... Ranked among Braves minor league leaders in home runs (4th, 19), doubles (T-4th, 21) and RBI (5th, 65) ... Named Florida's Player of the Year for 2017 after hitting .272 with 14 homers and 45 RBI in 66 games ... Awarded Florida's Player of the Month for April (.301, 5 2B, 7 HR, 17 RBI, .581 SLG) ... Named a Florida State League Midseason All-Star (.301, 12 2B, 10 HR, 27 R, 30 RBI in first half), but missed the game due to a left wrist sprain ... Promoted to Mississippi on 7/30, where he hit .255 with five homers and 20 RBI in 30 games ... Following the season, named an Atlanta Braves Organization All-Star by MiLB.com ... Also named a *BA* High Class-A All-Star ... Raked five homers in 20 games for the Peoria Javelinas in the Arizona Fall League while batting .263 (5 2B, 15 R, 16 RBI) ... Selected to the AFL All-Prospect Team.

**2016:** Named the Seattle Mariners' No. 1 prospect by *BA* heading into 2016 ... Played the full season with Class-A Clinton, where he established career highs in games (92), runs (43), hits (81), doubles (20), home runs (11), RBI (55) and walks (34) ... Led Clinton with 11 home runs, while his 55 RBI ranked third and 20 doubles tied for fourth on the team ... Acquired by the Braves on 11/28.

**2015:** Named by MLB.com as the No. 28 overall prospect entering 2015 ... Split the season between Clinton (4/9-

5/18) and Short-A Everett, combining to bat .207 in 76 games ... Finished tied for the Northwest League lead with 12 HBP and tied for fifth with eight homers ... Recorded the first multi-homer game of his career on 8/29 vs. Tri-City (2-for-3, 2 HR, 3 RBI) ... Hit six of his eight homers over a 16-game stretch from 8/11-8/29, slugging .626 ... Named by *BA* as the fourth-best prospect in the NWL.

**2014:** Began his professional career with the AZL Mariners and batted .280 in 23 games ... Singled in his first pro at-bat ... Named by *BA* as the Mariners' No. 1 prospect and also as the best prospect in the AZL following the season.


**AWARDS & HONORS:** Florida State League Midseason All-Star (2017) ... Advanced-A Florida Player of the Year (2017) MiLB.com Atlanta Braves Organization All-Star (2017) ... *Baseball America* High Class-A All-Star (2017) ... Arizona Fall League All-Prospect Team (2017).

**TRANSACTIONS:** Selected by the Seattle Mariners in the first round (6th overall) of the 2014 June draft out of Rancho Bernardo High School (San Diego, CA) ... Traded by the Mariners to the Atlanta Braves along with LHP Tyler Pike in exchange for RHPs Max Povse and Rob Whalen (11/28/16).

## SINGLE-GAME CAREER HIGHS

**H:** 4 (2x, last: 6/21/18, MIS vs. JAX)  
**HR:** 2 (2x, last: 7/9/17, FLA vs. CHA)  
**RBI:** 4 (4x, last: 7/9/17, FLA vs. CHA)  
**R:** 3 (5x, last: 7/27/17, FLA @ JUP)  
**SB:** 2 (8/14/16, CLI @ BUR)

JACKSON



## CONNOR JOHNSTONE - PITCHER

**B/T:** Right / Right      **HT/WT:** 6-1 / 175  
**BORN:** October 4, 1994 in Roswell, GA  
**OPENING DAY AGE:** 24      **PRO SEASON:** 3rd  
**MLB DEBUT:** None      **MLB SERVICE:** 0.000  
**ACQUIRED:** Selected by the Braves in the 21st round of the 2017 June draft out of Wake Forest University (Winston-Salem, NC).

### JOHNSTONE'S CAREER PITCHING STATS

| YEAR                 | CLUB             | W-L | ERA  | G  | GS | CG | SHO | SV  | IP   | H  | R  | ER | HR | BB | SO |
|----------------------|------------------|-----|------|----|----|----|-----|-----|------|----|----|----|----|----|----|
| 2017                 | Danville (Rk)    | 1-1 | 5.40 | 3  | 3  | 0  | 0   | 0/0 | 10.0 | 10 | 6  | 6  | 2  | 1  | 12 |
| 2018                 | Mississippi (AA) | 0-0 | 3.12 | 7  | 2  | 0  | 0   | 0/0 | 17.1 | 18 | 7  | 6  | 2  | 8  | 12 |
|                      | Gwinnett (AAA)   | 2-0 | 4.50 | 5  | 4  | 0  | 0   | 0/0 | 22.0 | 23 | 12 | 11 | 5  | 7  | 15 |
|                      | Florida (Adv-A)  | 1-3 | 2.81 | 18 | 6  | 0  | 0   | 2/2 | 48.0 | 38 | 15 | 15 | 2  | 11 | 44 |
| Minor League Totals: |                  | 3-3 | 3.30 | 30 | 12 | 0  | 0   | 2/2 | 87.1 | 79 | 34 | 32 | 9  | 26 | 71 |

### JOHNSTONE'S 2018 SEASON

- Went 3-3 with a 3.30 ERA (32 ER in 87.1 IP), a .238 BAA and two saves (2-for-2) in 30 games (12 starts) between Advanced-A Florida, Double-A Mississippi and Triple-A Gwinnett.
- Spent most of the season with Florida, going 1-3 with a 2.81 ERA (15 ER in 48.0 IP) and two saves (2-for-2) in 18 games (6 starts) on his Advanced-A debut.
- Joined Mississippi on 4/20 and made his Double-A debut that night vs. Pensacola, tossing 2.1 scoreless innings (3 H, 0 BB, 2 SO) in relief.
- In two stints with the M-Braves (4/20-4/29, 7/12-8/5), went 0-0 with a 3.12 ERA (6 ER in 17.1 IP) and a .273 BAA in seven games (2 starts).
- Roswell, GA native assigned to Gwinnett on 6/23, 7/4, 7/11 and 8/25...went 2-0 with a 4.50 ERA (11 ER in 22.0 IP) and a .261 BAA in five games (4 starts).
- Made his Triple-A debut in a spot start on 6/23 vs. Columbus (ND, 3.0 IP, 6 H, 3 R, 2 ER, 2 HR, 0 BB, 3 SO in 10-4 loss).
- Posted a 1.80 ERA (3 ER in 15.0 IP) over his final four outings (2 starts) with Florida in July/August, going 0-1 with one save (1-for-1).
- Won each of his last two starts for the Stripers, 8/25-G2 at Charlotte (6.0 IP, 7 H, 3 ER in 7-4 win) and 8/30 vs. Norfolk (6.0 IP, 5 H, 3 ER in 8-3 win).

### JOHNSTONE'S CAREER NOTES

**2017:** Assigned to Rookie-level Danville and made three starts, going 1-1 with a 5.40 ERA (6 ER in 10.0 IP) ... Won his professional debut on 6/26 vs. Princeton (5.0 IP, 3 H, 1 R, 1 ER, 0 BB, 6 SO in 6-3 win).

**MISC:** In 2017, completed the fifth undefeated season in Wake Forest history, going 8-0 with a 3.61 ERA as a senior ... Named Second Team All-ACC for 2017, earned ACC Pitcher of the Week awards on 2/3 and 2/20 ... Finished with a career record of 15-12 and a 4.68 ERA in 62 games (46 starts) with the Demon Deacons ... Following his senior season, ranked 10th in program history with 275.0 innings pitched.

**TRANSACTIONS:** Selected by the Atlanta Braves in the 21st round of the 2017 June draft out of Wake Forest University (Winsto-Salem, NC).

### SINGLE-GAME CAREER HIGHS

**IP:** 7.0 (8/17/18, FLA @ LAK)  
**SO:** 6 (2x, last: 5/22/18, FLA @ DUN)  
**BB:** 3 (2x, last: 7/12/18, MIS vs. PNS)  
**H:** 8 (8/17/18, FLA @ LAK)  
**ER:** 4 (6/10/18, FLA vs. JUP)





## SEAN KAZMAR JR. - INFELDER

**B/T:** Right / Right **HT/WT:** 5-9 / 185  
**BORN:** August 5, 1984 in Valdosta, GA  
**OPENING DAY AGE:** 34 **PRO SEASON:** 16th  
**MLB DEBUT:** 8/13/08 with SD **MLB SERVICE:** 0.048  
**ACQUIRED:** Signed by the Atlanta Braves as a minor league free agent on January 10, 2013.

### KAZMAR JR.'S CAREER HITTING STATS

| YEAR                 | CLUB                  | AVG  | G    | AB   | R   | H    | 2B  | 3B | HR | RBI | BB  | SO  | SB | OBP  | SLG  |
|----------------------|-----------------------|------|------|------|-----|------|-----|----|----|-----|-----|-----|----|------|------|
| 2004                 | Eugene (SS-A)         | .252 | 65   | 274  | 29  | 69   | 13  | 3  | 6  | 27  | 9   | 55  | 6  | .278 | .387 |
|                      | Fort Wayne (A)        | .217 | 5    | 23   | 5   | 5    | 3   | 0  | 0  | 2   | 1   | 6   | 0  | .308 | .348 |
| 2005                 | Fort Wayne (A)        | .267 | 125  | 469  | 47  | 125  | 26  | 10 | 48 | 44  | 69  | 7   | 7  | .329 | .386 |
| 2006                 | Lake Elsinore (Adv-A) | .250 | 133  | 540  | 86  | 135  | 19  | 5  | 13 | 72  | 63  | 80  | 10 | .327 | .376 |
| 2007                 | San Antonio (AA)      | .208 | 78   | 269  | 30  | 56   | 10  | 2  | 6  | 33  | 24  | 46  | 6  | .278 | .327 |
|                      | Lake Elsinore (Adv-A) | .284 | 47   | 201  | 27  | 57   | 20  | 0  | 3  | 24  | 16  | 27  | 4  | .345 | .428 |
| 2008                 | San Antonio (AA)      | .264 | 111  | 382  | 53  | 101  | 21  | 3  | 3  | 39  | 38  | 66  | 7  | .333 | .359 |
|                      | SAN DIEGO (MLB)       | .205 | 19   | 39   | 2   | 8    | 1   | 0  | 0  | 2   | 5   | 14  | 0  | .289 | .231 |
| 2009                 | Portland (AAA)        | .235 | 114  | 366  | 40  | 86   | 14  | 0  | 5  | 46  | 37  | 59  | 8  | .306 | .314 |
| 2010                 | Portland (AAA)        | .275 | 130  | 499  | 70  | 137  | 23  | 3  | 8  | 53  | 37  | 81  | 7  | .326 | .381 |
| 2011                 | Tacoma (AAA)          | .253 | 127  | 462  | 50  | 117  | 29  | 3  | 3  | 45  | 36  | 68  | 7  | .311 | .348 |
| 2012                 | Buffalo (AAA)         | .138 | 11   | 29   | 2   | 4    | 1   | 0  | 0  | 2   | 1   | 10  | 0  | .167 | .172 |
|                      | Binghamton (AA)       | .236 | 57   | 195  | 23  | 46   | 9   | 2  | 4  | 21  | 13  | 27  | 0  | .292 | .364 |
| 2013                 | Gwinnett (AAA)        | .228 | 95   | 272  | 26  | 62   | 17  | 1  | 1  | 29  | 18  | 40  | 8  | .277 | .309 |
| 2014                 | Gwinnett (AAA)        | .297 | 67   | 232  | 34  | 69   | 18  | 1  | 4  | 34  | 19  | 28  | 2  | .348 | .435 |
| 2015                 | Gwinnett (AAA)        | .280 | 106  | 397  | 53  | 111  | 25  | 6  | 3  | 38  | 17  | 39  | 3  | .314 | .395 |
| 2016                 | Gwinnett (AAA)        | .263 | 93   | 327  | 35  | 86   | 16  | 1  | 5  | 37  | 16  | 52  | 1  | .298 | .364 |
| 2017                 | Gwinnett (AAA)        | .284 | 99   | 363  | 41  | 103  | 15  | 0  | 11 | 45  | 12  | 40  | 5  | .310 | .416 |
| 2018                 | Gwinnett (AAA)        | .254 | 99   | 338  | 35  | 86   | 15  | 1  | 1  | 26  | 14  | 38  | 3  | .296 | .314 |
| Minor League Totals: |                       | .258 | 1562 | 5638 | 686 | 1455 | 294 | 31 | 86 | 621 | 415 | 831 | 84 | .312 | .367 |
| Major League Totals: |                       | .205 | 19   | 39   | 2   | 8    | 1   | 0  | 0  | 2   | 5   | 14  | 0  | .289 | .231 |

### KAZMAR JR.'S 2018 SEASON

- Was a non-roster invitee to Braves' Spring Training for the first time in his career with Atlanta.
- In his sixth full season with Gwinnett, batted .254 (15 2B, 1 3B, 1 HR, 35 R, 26 RBI, 3 SB, .296 OBP, .314 SLG, .609 OPS) in 99 games.
- Ranked among International League leaders in hit-by-pitch (T-9th, 8).
- **Named Gwinnett's "Fan Favorite Player" for 2018 by social media vote...**...was his first time winning the award (named "Most Competitive Player" in 2014-16, co-MVP in 2017).
- Passed Jose Constanza for Gwinnett's career hits lead with his 438th hit on 4/14 vs. Rochester, a double (1-for-4).
- Tallied the 600th RBI of his MiLB career on 5/19 at Toledo, a game-winning RBI single in the ninth inning of a 5-3 victory (2-for-4, R, RBI).
- Passed Constanza for Gwinnett's career runs lead with his 206th run scored on 6/27 at Norfolk (1-for-5).
- Passed Ernesto Mejia for Gwinnett's career RBI lead with his 200th on 7/2 at Durham, hitting a solo home run off RHP Mike Franco (1-for-4, R, RBI).
- Hit .360 (5 2B, 13 R, 7 RBI, 1 SB, .405 OBP, .400 SLG, .805 OPS) after the Triple-A All-Star break (hit just .210 before the break).
- Posted a .978 fielding percentage (9 errors/409 TC) in 97 games, including action at first base (2G), second base (32G) and shortstop (63G).
- Entering 2019, is batting .268 (106 2B, 10 3B, 25 HR, 224 R, 209 RBI, 22 SB) in 559 games with Gwinnett over the last six seasons (2013-18).
- **Leads the Gwinnett franchise in career games (559), at-bats (1,929), hits (517), doubles (106), runs scored (224) and RBI (209), also ranks T-3rd in triples (10) and T-6th in homers (25).**
- In Richmond/Gwinnett combined history, ranks among career leaders in doubles (3rd, 106), games (5th, 559), at-bats (5th, 1,929) and hits (5th, 517).
- Selected as a non-roster invitee to Braves Spring Training for 2019.

### KAZMAR JR.'S CAREER NOTES

**2017:** Named Gwinnett's Co-Most Valuable Player alongside Ozzie Albies ... Also named an Atlanta Braves Organization All-Star by MiLB.com ... Batted .284 with 11 home runs, 45 RBI in 99 games ... Ranked among Braves' MiLB leaders in average (.284) and homers (T-9th, 11) ... His 11 homers were his second-most in a single season, trailing only 2006 with Lake Elsinore (13 HR in 133 games) ... Set a single-game career high with six RBI on 7/13 at Charlotte (3-for-6, 2B, 3-run HR) ... Hit a season-best .333 (3 2B, 2 HR, 4 R, 13 RBI) in July, posting a .913 OPS in 15 games that month ... Homered three times over his final six games from 8/30-9/4, batting .364 in that span ... Posted a .972 fielding percentage (10 errors/354 TC) over 94 games, appearing at five different positions: first base

(5 games), second base (9 games), third base (10 games), shortstop (69 games) and right field (1 game).

**2016:** Played in 93 games for Gwinnett, batting .263 with five homers and 37 RBI ... Named G-Braves' "Most Competitive Player" for 2016, his third straight year winning the award (2014, 2015) ... Homered in his first at-bat of 2016, a three-run shot off former G-Braves' RHP Todd Redmond on 4/9 at Norfolk ... Reached base safely in 21 consecutive IL games from 9/1/15-4/24/16, batting .310 (4 2B, 3B, 2 HR, 11 R, 15 RBI) in that span ... Batted season-best .339 (5 2B, 3B, 9 R, 8 RBI) in 16 games in May ... Hit an inside-the-park three-run homer on 7/26 vs. Indianapolis ... Defensive, posted a .989 fielding percentage (4 errors/358

KAZMAR JR.

TC) in 78 games with Gwinnett (25 at first base, 19 at second base, 11 at third base, 23 at shortstop) ... In eight Governors' Cup playoff games, batted a team-best .387 (2 2B, 3 HR, 6 R, 8 RBI) ... Led all IL playoff hitters in homers, RBI and extra-base hits (5) ... Also ranked in top five in hits (T-1st), runs (T-1st), slugging percentage (2nd, .742), doubles (T-2nd) and batting (3rd) ... On 9/10 vs. Columbus, matched the Gwinnett playoff record for single-game hits with four (4-for-4, HR, R, 2 RBI), equaling mark set by Mel Rojas Jr. on 9/9 vs. Columbus ... Belted IL-leading third playoff homer on 9/13 at Scranton/WB, a three-run shot off LHP Jordan Montgomery in Gwinnett's 7-4 Game 1 victory (3-for-5, HR, 2 R, 3 RBI).

**2015:** In his third season with Gwinnett, batted .280 in 106 games ... Led team in doubles and runs scored (53), ranked second in games and third in multi-hit efforts (29) ... Ranked among IL leaders in lowest TPA/SO ratio (4th, 10.87) and triples (T-7th) ... Posted a season-best 11-game hitting streak from 4/11-5/16, batting .415 (4 2B, 3B, 8 R, 2 RBI, SB) ... Recorded a season-best 17-game on-base streak from 4/11-5/23, batting .343 (5 2B, 3B, 11 R, 3 RBI) ... Reached safely in 20-straight home games from 4/11-6/7, batting .361 (6 2B, 3B, 12 R, 4 RBI) ... Started a 5-4-3 triple play from third base on 8/7 vs. Buffalo, the second triple play in G-Braves' history ... Played all four infield positions, compiling a .990 fielding percentage (5 errors/487 total chances).

**2014:** In his second season with Gwinnett, batted a career-best .297 in 67 games ... Hit .355 with eight doubles, a triple, two home runs and 17 RBI in 31 games at Cool-ray Field ... Batted .371 with 10 doubles, a triple and 13 RBI against left-handed pitchers ... Opened the season hot, batting .344 with three doubles, a triple and six RBI in 11 games in April ... Placed on the Gwinnett disabled list on 5/20 with a left hand fracture, activated on 7/8 ... Enjoyed his best game of the season on 9/1 at Charlotte, going 2-for-5 with two homers and four RBI ... Posted a .985 fielding percentage in games at second base (13), third base (29) and shortstop (24).

**2013:** In first season with the Atlanta Braves organization, batted .228 in 95 games with Gwinnett ... Tallied at least one RBI in six straight games from 4/9-4/14, batting .380 with nine RBI ... Recorded his 1,000th career minor league hit on 9/2 at Charlotte ... Played three positions with Gwinnett, including shortstop (79 games), second base (9 games) and third base (4 games).

**2012:** Hit a combined .223 with four homers and 23 RBI between Double-A Binghamton and Triple-A Buffalo of the New York Mets organization.

**2011:** Spent the entire season with Triple-A Tacoma of the Seattle Mariners organization ... Played in 127 games, starting 84 at shortstop and 42 at second base ... Ranked among team leaders in games (2nd), doubles (2nd, 29), hits (3rd, 117) and triples (3rd, 3).

**2010:** Played for Triple-A Portland of the San Diego Padres organization ... Recorded a career-high 137 hits ... Ranked second on the club in hits, doubles (23), games played (130) and total bases (190) ... Collected his first career multi-homer game on 7/10 at Sacramento (2-for-5, GS, season-high 5 RBI) ... Notched a career-high five hits (5-for-5, solo HR) on 8/29 at Tacoma ... With the bases loaded, hit .417 (7-for-15) with two grand slams ... Saw action at shortstop (83 games), second base (42 games) and outfield (2 games).

**2009:** Made his Triple-A debut with Portland ... Played in 114 games, hitting .235 ... Posted a 10-game hitting streak from 5/13-5/24, batting .375 (13-for-32) in that span ... Went 4-for-5 with three runs scored and three RBI on 6/29 at Colorado Springs ... Hit season-best .311 with 14 RBI in June.

**2008:** Began the season with Double-A San Antonio, hitting .264 with 21 doubles, three home runs and 39 RBI in 111 games ... Called up to the Major Leagues for the first time in his career on 8/12 ... Made his Major League debut with San Diego on 8/13 vs. Milwaukee, went 1-for-2 with a single off C.C. Sabathia in his first at-bat ... Went 3-for-4 with a double and an RBI on 9/7 at Milwaukee ... In 19 MLB games, hit .205 with two RBI.

**2007:** Split the season between Double-A San Antonio and Advanced-A Lake Elsinore ... Combined to hit .240 with nine home runs and 57 RBI in 125 games ... Put together a 13-game hitting streak with Lake Elsinore from 8/3-8/16, batting .321.

**2006:** Spent the entire season with Advanced-A Lake Elsinore ... Set career highs in games (133), home runs (13), triples (5), runs (86), RBI (72) and stolen bases (10) ... Led the team in games, runs and home runs, was second in hits ... Drove in a season-high five RBI on 5/6 vs. Lancaster (3-for-6, HR) ... Hit .271 with nine homers and 46 RBI after the All-Star break.

**2005:** Played in 125 games with Class-A Fort Wayne ... Led the club in hits (125) and doubles (26), finished second in home runs (10) and third in RBI (48) ... Started all 125 games at second base ... Hit .296 with five doubles, one home run and eight RBI in April...In August, hit .299 with five home runs and 13 RBI ... Earned the Midwest League Player of the Week award for 8/8-8/14 after hitting .523 with three home runs and five RBI ... Hit .286 with nine homers and 39 RBI against right-handed pitchers.


**2004:** Split professional debut between Short-A Eugene and Class-A Fort Wayne ... Combined to hit .249 with six home runs and 29 RBI ... Finished second on the Emeralds in doubles (13) and third in RBI (27) ... Promoted to Fort Wayne on 9/1.

**AWARDS & HONORS:** Midwest League Player of the Week (8/14/05) ... Gwinnett "Most Competitive Player" (2014, 2015, 2016) ... Gwinnett Co-Most Valuable Player (2017) ... MiLB.com Atlanta Braves Organization All-Star (2017) ... Gwinnett "Fan Favorite Player" (2018).

**TRANSACTIONS:** Selected by the San Diego Padres in the fifth round of the 2004 June free agent draft out of the College of Southern Nevada (Henderson, NV) ... Signed as a free agent with the Seattle Mariners on 11/17/10 ... Signed as a free agent with the New York Mets on 1/10/12 ... Signed as a free agent with the Atlanta Braves on 1/10/13 ... Re-signed with Atlanta on 11/12/14, 12/11/15 and 11/17/16.

**SINGLE-GAME CAREER HIGHS**

|             |                                   |
|-------------|-----------------------------------|
| <b>H:</b>   | 5 (2x, last: 8/29/10, POR @ TAC)  |
| <b>HR:</b>  | 2 (3x, last: 9/11/14, GWN @ CHA)  |
| <b>RBI:</b> | 6 (7/13/17, GWN @ CHA)            |
| <b>R:</b>   | 4 (2x, last: 8/26/10, POR @ TAC)  |
| <b>SB:</b>  | 2 (2x, last: 7/12/07, LE vs. LNC) |



## JON KENNEDY - PITCHER

**B/T:** Left / Left      **HT/WT:** 6-9 / 220  
**BORN:** September 20, 1994 in Melbourne, Victoria, Australia  
**OPENING DAY AGE:** 24      **PRO SEASON:** 4th  
**MLB DEBUT:** None      **MLB SERVICE:** 0.00  
**ACQUIRED:** Signed by the Atlanta Braves as a non-drafted free agent on August 5, 2015.

### KENNEDY'S CAREER PITCHING STATS

| YEAR                 | CLUB             | W-L  | ERA  | G  | GS | CG | SHO | SV   | IP    | H   | R  | ER | HR | BB | SO  |
|----------------------|------------------|------|------|----|----|----|-----|------|-------|-----|----|----|----|----|-----|
| 2016                 | Rome (A)         | 0-0  | 2.74 | 14 | 0  | 0  | 0   | 0/0  | 23.0  | 22  | 10 | 7  | 3  | 3  | 18  |
|                      | Danville (Rk)    | 0-0  | 4.76 | 4  | 0  | 0  | 0   | 0/1  | 5.2   | 11  | 5  | 3  | 0  | 1  | 7   |
|                      | Carolina (Adv-A) | 0-0  | 0.00 | 1  | 0  | 0  | 0   | 0/0  | 2.0   | 2   | 0  | 0  | 0  | 0  | 4   |
| 2017                 | Rome (A)         | 5-2  | 2.87 | 39 | 1  | 0  | 0   | 5/7  | 78.1  | 79  | 28 | 25 | 4  | 6  | 65  |
| 2018                 | Florida (Adv-A)  | 5-5  | 2.43 | 25 | 2  | 0  | 0   | 1/4  | 55.2  | 51  | 18 | 15 | 0  | 13 | 54  |
|                      | Gwinnett (AAA)   | 0-2  | 7.59 | 4  | 2  | 0  | 0   | 0/0  | 10.2  | 14  | 10 | 9  | 0  | 3  | 5   |
| Minor League Totals: |                  | 10-9 | 3.03 | 87 | 5  | 0  | 0   | 6/12 | 175.1 | 179 | 71 | 59 | 7  | 26 | 153 |

### KENNEDY'S 2018 SEASON

- Combined to go 5-7 with a 3.26 ERA (24 ER in 66.1 IP), one save (1-for-4) and a .264 BAA in 29 games between Advanced-A Florida and Triple-A Gwinnett.
- Logged 25 outings (2 starts) with Florida, going 5-5 with a 2.43 ERA (15 ER in 55.2 IP), one save (1-for-4) and a .251 BAA. ...walked 13 while striking out 54.
- Posted a 0.00 ERA (1 R, 0 ER in 15.0 IP) over seven relief outings with the Fire Frogs in April, going 2-1 with a .122 BAA.
- In four stints with Gwinnett (4/25-4/26, 5/6-5/7, 5/18-5/19, 6/24), went 0-2 with a 7.59 ERA (9 ER in 10.2 IP) in four games (2 starts).
- Made his Triple-A debut on 4/25 at Rochester, tossing 2.2 scoreless innings (2 H, 1 BB, 2 SO) in relief.
- Lost both of his starts with the Stripers, 5/7 vs. Charlotte (4.0 IP, 5 H, 4 ER) and 5/18 at Toledo (2.0 IP, 7 H, 6 R, 5 ER), posting a 13.50 ERA (9 ER in 6.0 IP).
- Did not allow a run over 4.2 innings in two relief outings with Gwinnett, holding International League opponents to a .133 average out of the bullpen.

### KENNEDY'S CAREER NOTES

**2017:** Spent the entire season with Class-A Rome, going 5-2 with a 2.87 ERA (25 ER in 78.1 IP), five saves (5-for-7) and a .262 BAA in 39 games (1 start) ... Led all Atlanta farmhands in SO/BB ratio for the second consecutive year, tallying a 10.83 mark (65 SO, 6 BB) ... His five saves were tied for fourth among Braves relief prospects ... Went 2-0 with a 0.71 ERA (1 ER in 12.2 IP) and two saves (2-for-2) over seven outings in April ... Earned his first professional save on 4/7 at West Virginia (2.0 IP, 0 H, 0 R, 1 SO), first professional win on 4/9 at West Virginia (2.0 IP, 1 H, 0 R, 4 SO) ... Struck out 19 batters with just one walk over eight games in August, going 0-1 with a 1.17 ERA (3 ER in 23.0 IP) ... Made his first career start on 8/19-G2 at Columbia, a no-decision (4.0 IP, 2 H, 0 R, 0 BB, 4 SO).


**2016:** Split his first season in affiliated baseball between three levels, going 0-0 with a 2.93 ERA (10 ER in 30.2 IP) in 19 games with Class-A Rome, Rookie-level Danville and Advanced-A Carolina ... Led all Braves' minor league relievers in SO/BB ratio (7.25, 29 SO/4 BB).

**TRANSACTIONS:** Signed by the Atlanta Braves as a non-drafted free agent (8/5/15).

### SINGLE-GAME CAREER HIGHS

**IP:** 5.0 (7/10/18, FLA @ DBT)  
**SO:** 6 (2x, last: 7/10/18, FLA @ DBT)  
**BB:** 2 (3x, last: 7/4/18, FLA vs. CHA)  
**H:** 7 (2x, last: 5/18/18, GWN @ TOL)  
**ER:** 5 (5/18/18, GWN @ TOL)

KENNEDY



## RYAN LAMARRE - OUTFIELDER

**B/T:** Right / Left      **HT/WT:** 6-2 / 215  
**BORN:** November 21, 1988 in Royal Oak, MI  
**OPENING DAY AGE:** 30      **PRO SEASON:** 10th  
**MLB DEBUT:** 8/22/15 with CIN      **MLB SERVICE:** 1.040  
**ACQUIRED:** Signed by the Atlanta Braves as a minor league free agent on November 19, 2018.

### LAMARRE'S CAREER HITTING STATS

| YEAR                 | CLUB                | AVG  | G   | AB   | R   | H   | 2B  | 3B | HR | RBI | BB  | SO  | SB  | OBP  | SLG  |
|----------------------|---------------------|------|-----|------|-----|-----|-----|----|----|-----|-----|-----|-----|------|------|
| 2010                 | Dayton (A)          | .282 | 60  | 227  | 44  | 64  | 11  | 0  | 5  | 29  | 21  | 53  | 18  | .370 | .396 |
|                      | Lynchburg (Adv-A)   | .222 | 8   | 27   | 2   | 6   | 2   | 0  | 1  | 3   | 2   | 4   | 1   | .276 | .407 |
| 2011                 | Bakersfield (Adv-A) | .279 | 117 | 445  | 78  | 124 | 17  | 3  | 6  | 47  | 42  | 97  | 52  | .347 | .371 |
|                      | Carolina (AA)       | .267 | 5   | 15   | 3   | 4   | 1   | 0  | 0  | 0   | 3   | 3   | 3   | .421 | .333 |
| 2012                 | Pensacola (AA)      | .263 | 133 | 482  | 68  | 127 | 22  | 3  | 5  | 32  | 60  | 119 | 30  | .356 | .353 |
| 2013                 | Pensacola (AA)      | .246 | 126 | 451  | 55  | 111 | 19  | 4  | 10 | 39  | 44  | 93  | 22  | .326 | .373 |
|                      | Louisville (AAA)    | .182 | 3   | 11   | 4   | 2   | 0   | 0  | 0  | 0   | 1   | 1   | 1   | .357 | .182 |
| 2014                 | Louisville (AAA)    | .200 | 17  | 50   | 6   | 10  | 2   | 0  | 1  | 6   | 8   | 17  | 1   | .310 | .300 |
| 2015                 | Louisville (AAA)    | .257 | 91  | 300  | 33  | 77  | 17  | 1  | 8  | 18  | 18  | 88  | 11  | .307 | .400 |
|                      | CINCINNATI (MLB)    | .080 | 21  | 25   | 2   | 2   | 0   | 0  | 0  | 0   | 0   | 9   | 0   | .080 | .080 |
| 2016                 | Pawtucket (AAA)     | .303 | 86  | 317  | 44  | 96  | 15  | 0  | 10 | 41  | 28  | 80  | 17  | .369 | .445 |
|                      | BOSTON (MLB)        | .000 | 5   | 5    | 1   | 0   | 0   | 0  | 0  | 0   | 1   | 2   | 0   | .167 | .000 |
| 2017                 | Salt Lake (AAA)     | .268 | 10  | 41   | 6   | 11  | 1   | 1  | 0  | 7   | 6   | 11  | 4   | .375 | .341 |
|                      | Nashville (AAA)     | .240 | 41  | 129  | 11  | 31  | 2   | 2  | 0  | 12  | 11  | 47  | 5   | .313 | .287 |
|                      | OAKLAND (MLB)       | .000 | 3   | 7    | 0   | 0   | 0   | 0  | 0  | 0   | 1   | 3   | 0   | .125 | .000 |
| 2018                 | Rochester (AAA)     | .313 | 13  | 48   | 5   | 15  | 4   | 1  | 0  | 5   | 5   | 15  | 1   | .389 | .438 |
|                      | MINNESOTA (MLB)     | .263 | 43  | 99   | 7   | 26  | 5   | 0  | 0  | 8   | 8   | 33  | 1   | .321 | .313 |
|                      | Charlotte (AAA)     | .222 | 12  | 45   | 7   | 10  | 2   | 2  | 0  | 2   | 4   | 14  | 2   | .286 | .356 |
|                      | CHI. SOX (MLB)      | .303 | 66  | 66   | 8   | 20  | 6   | 0  | 2  | 10  | 2   | 20  | 1   | .324 | .485 |
| Minor League Totals: |                     | .266 | 722 | 2588 | 366 | 688 | 115 | 17 | 46 | 241 | 253 | 642 | 168 | .343 | .377 |
| Major League Totals: |                     | .238 | 105 | 202  | 18  | 48  | 11  | 0  | 2  | 18  | 12  | 67  | 2   | .283 | .322 |

### LAMARRE'S 2018 SEASON

- Signed to a minor league contract by the Minnesota Twins on 11/30/17 and invited to Spring Training.
- Made first career Opening Day roster with the Twins.
- In three stints with Minnesota (3/29-4/12, 4/16-5/9, 5/22-6/24), batted .263 (5 2B, 7 R, 8 RBI) in 43 games.
- Had a pair of three-hit games vs. Cleveland, on 4/18 (3-for-4, RBI) and 6/3 (3-for-4, 2 2B, 1 SB).
- Also appeared in 13 games for Triple-A Rochester, batting .313 (4 2B, 1 3B, 5 R, 5 RBI, 1 SB).
- Designated for assignment on 7/2, claimed off waivers by the Chicago White Sox on 7/9.
- Went 2-for-4 with an RBI in his first game with the White Sox on 7/13 vs. Kansas City.
- Optioned to Triple-A Charlotte on 7/21, hit .222 (2 2B, 2 3B, 7 R, 2 RBI, 2 SB) in 12 games.
- Recalled by the White Sox on 8/6 and 8/21.
- Doubled, homered and tallied four RBI on 8/29 at the New York Yankees.
- Batted .279 (11 2B, 2 HR, 15 R, 18 RBI, 2 SB) in 76 MLB games with the Twins and White Sox.
- Signed by the Atlanta Braves as a minor league free agent on 11/19 and invited to Spring Training for 2019.

### LAMARRE'S CAREER NOTES

**2017:** Played in his third career Spring Training as a non-roster invite with the Los Angeles Angels ... Optioned to Triple-A Salt Lake on 3/24 ... Batted .268 in 10 games for Salt Lake ... Designated for assignment 4/18, eventually traded to Oakland for a Player to be Named Later and optioned to Triple-A Nashville ... Recalled by Oakland on 4/25 and played three games for the Athletics, going 0-for-7 with one walk ... Optioned back to Nashville on 4/30 ... Played in 41 total games for the Sounds, batting .240 before being released on 6/21.

**2016:** Played in his second career Spring Training with the Boston Red Sox ... Spent majority of the season with Triple-A Pawtucket ... Hit .303 (15 2B, 10 HR, 44 R, 41 RBI, 17 SB) in 86 games ... His .303 average and 10 home runs were both minor league career-bests ... Had a 12-game hitting streak from 4/12-5/2 ... Hit .357 (15-for-42) in 12 April games ... Batted .303 (23-for-76) with runners in scoring position ... Called up to Boston on 6/18 and appeared in five games ... Made his first professional pitching appearance on 7/2 vs. the LA Angels, throwing 1.0 inning in relief (0 R, 2 H).

**2015:** Played in his first career Spring Training with the Cincinnati Reds as a non-roster invite ... Spent the majority of the season with Triple-A Louisville ... Hit .257 (17 2B,

1 3B, 8 HR, 33 R, 18 RBI, 11 SB) for the Bats ... Ranked second on the club in doubles (17) and stolen bases (11) ... Went 4-for-4 with two doubles and a home run on 7/18 vs. Scranton/Wilkes-Barre ... Hit .303 (23-for-76) in 23 July games ... Contract was selected by Cincinnati on 8/20 ... Made his Major League debut on 8/22 vs. Arizona ... Recorded his first MLB hit on 8/23 vs. Arizona, singling off Chase Anderson ... Batted .080 in 21 games with the Reds.

**2014:** Played in just 17 games with Triple-A Louisville due to three stints on the disabled list ... Limited by a right knee sprain in April ... Suffered a stress fracture in his lower left leg and a sports hernia in late May, causing him to miss the remainder of the season ... Had core muscle hernia surgery on 6/6 ... Cincinnati designated him for assignment on 8/12 and released him on 8/15, but re-signed him to a minor league contract on 8/19.

**2013:** Spent the majority of the season with Double-A Pensacola, batting .246 (19 2B, 4 3B, 10 HR, 55 R, 39 RBI, 22 SB) in 126 games ... Led the team in runs (55), triples (4) and stolen bases (22), ranked among leaders in games (3rd, 126), hits (3rd, 111), doubles (T-2nd, 19), homers (2nd, 10), total bases (2nd, 168) and walks (2nd, 44) ... Named Southern League Player of the Week on 7/15 ... Hit .302 (29-for-96) in 26 August games ... Made his Triple-A

debut with Louisville at the end of the season, batting .182 in three games ... Appeared in two games for Glendale in the Arizona Fall League, going 2-for-5 with a stolen base.

**2012:** Spent the entire season with Double-A Pensacola ... Named a Southern League Midseason All-Star after batting .274 (13 2B, 2 3B, 2 HR, 37 R, 16 RBI, 16 SB) in the first half ... His 30 stolen bases ranked tied for fourth in the Reds organization and fifth in the Southern League ... Led the Blue Wahoos in games (133), runs (68), hits (127), doubles (22), total bases (170), and walks (60) ... Following the season, ranked as the Reds' "Best Defensive Outfielder" and No. 21 prospect by *Baseball America* ... Additionally, ranked by *BA* as the "Best Defensive Outfielder" and as having the "Best Outfield Arm" in the Southern League.

**2011:** Spent the majority of the season with Advanced-A Bakersfield ... Ranked second on the club in games (117) and runs (78), and tied for second in triples (3) and total bases (165) ... Combined to steal 55 bases between Bakersfield and Double-A Carolina, second-most in the Reds organization ... Recorded 19 outfield assists with Bakersfield, most among Advanced-A players ... Following the season, ranked as the Reds' "Best Defensive Outfielder" by *Baseball America* and No. 14 prospect by MiLB.com ... Also named a Reds Organization All-Star by MiLB.com.

**2010:** Combined to hit .276 (13 2B, 6 HR, 46 R, 32 RBI, 19 SB) in 68 games between Class-A Dayton and Advanced-A Lynchburg ... Ranked as the Reds' "Best Defensive Outfielder" and No. 11 prospect by *Baseball America*.


**AWARDS & HONORS:** MiLB.com Reds Organization All-Star (2011) ... Southern League Midseason All-Star (2012) ... Southern League Player of the Week (7/15/13).

**TRANSACTIONS:** Selected by the Cincinnati Reds in the second round (62nd overall) of the 2010 June draft out of the University of Michigan (Ann Arbor, MI) ... Signed by the Boston Red Sox as a minor league free agent (12/15/15) ... Signed by the Los Angeles Angels as a minor league free agent (11/28/16) ... Traded by the Angels to the Oakland Athletics for Player to be Named Later (4/23/17) ... Signed by the Minnesota Twins as a minor league free agent (11/30/17) ... Claimed off waivers by the Chicago White Sox (7/9/18) ... Signed by the Atlanta Braves as a minor league free agent (11/19/18).

**SINGLE-GAME CAREER HIGHS**

|             |                                    |
|-------------|------------------------------------|
| <b>H:</b>   | 4 (5x, last: 7/18/16, PAW @ TOL)   |
| <b>HR:</b>  | 2 (8/24/16, PAW vs. LHV)           |
| <b>RBI:</b> | 4 (5x last: 8/29/18, CWS @ NYY)    |
| <b>R:</b>   | 4 (2x last: 8/2/11, BAK vs. LAN)   |
| <b>SB:</b>  | 3 (3x, last: 7/12/11, BAK vs. STK) |





## ELIAN LEYVA - PITCHER

**B/T:** Right / Right      **HT/WT:** 6-2 / 210  
**BORN:** March 17, 1989 in Havana, Cuba  
**OPENING DAY AGE:** 30      **PRO SEASON:** 2nd  
**MLB DEBUT:** None      **MLB SERVICE:** 0.000  
**ACQUIRED:** Signed by the Atlanta Braves as a minor league free agent on November 11, 2016.

### LEYVA'S CAREER PITCHING STATS

| YEAR                 | CLUB             | W-L | ERA  | G  | GS | CG | SHO | SV  | IP   | H  | R  | ER | HR | BB | SO |
|----------------------|------------------|-----|------|----|----|----|-----|-----|------|----|----|----|----|----|----|
| 2018                 | Mississippi (AA) | 3-2 | 2.69 | 22 | 4  | 0  | 0   | 0/0 | 60.1 | 61 | 22 | 18 | 2  | 17 | 59 |
|                      | Gwinnett (AAA)   | 1-1 | 2.70 | 12 | 1  | 0  | 0   | 0/2 | 26.2 | 23 | 9  | 8  | 1  | 8  | 20 |
| Minor League Totals: |                  | 4-3 | 2.69 | 34 | 5  | 0  | 0   | 0/2 | 87.0 | 84 | 31 | 26 | 3  | 25 | 79 |

### LEYVA'S 2018 SEASON

- Havana, Cuba native made his affiliated debut at age 29, going 4-3 with a 2.69 ERA (26 ER in 87.0 IP) in 34 games (5 starts) between Double-A Mississippi and Gwinnett.
- Went 3-2 with a 2.69 ERA (18 ER in 60.1 IP) and a .253 BAA in 22 games (4 starts) on his Double-A debut with Mississippi.
- Earned a win in his professional debut on 4/8 vs. Tennessee (2.1 IP, 3 H, 3 R, 1 ER, 0 BB, 2 SO in M-Braves' 5-3 victory)...also notched his first hit, a triple (1-for-2, R).
- With the M-Braves, was 3-0 with a 2.41 ERA (11 ER in 41.0 IP) in 18 relief outings, 0-2 with a 3.26 ERA (7 ER in 19.1 IP) in four starts.
- Promoted to Gwinnett for four stints (4/13-4/16, 4/21-4/29, 6/11-6/12, 6/26-7/18), went 1-1 with a 2.70 ERA (8 ER in 26.2 IP) and 0 saves (0-for-2) in 12 games (1 start).
- Tossed 3.1 innings (2 H, 1 R, 1 ER, 1 BB, 5 SO) in relief during his Triple-A debut on 4/13 vs. Rochester.
- Made his first career Triple-A start on 6/12-G2 at Norfolk (ND, 5.0 IP, 6 H, 1 R, 1 ER, 1 BB, 2 SO in 2-1 win).
- Earned his first Triple-A victory on 7/14 at Norfolk (2.2 IP, 1 H, 1 R, 0 ER, 0 BB, 4 SO in 4-3 win).
- Following the season, pitched for Charros de Jalisco of the Mexican Pacific League, going 6-2 with a 2.02 ERA (17 ER in 75.2 IP) in 14 starts.

### LEYVA'S CAREER NOTES

**2017:** Did not pitch while on loan to Tijuana of the Triple-A Mexican League, but did make three starts for Magallanes of the Venezuelan Winter League following the season ... Was 0-1 with a 6.30 ERA (7 ER in 10.0 IP) in the VWL.

**2016:** Played with CB Barcelona of Spain's División de Honor in 2016, going 4-2 with a 0.70 ERA and one save over 10 games.

**MISC:** Spent eight seasons in the Cuban National Series from 2007-15, combining to go 14-8 with a 5.68 ERA in 116 games (2 starts).

**TRANSACTIONS:** Signed by the Atlanta Braves as a minor league free agent (11/11/16).

### SINGLE-GAME CAREER HIGHS

**IP:** 6.0 (8/8/18, MIS @ JAX)  
**SO:** 7 (2x, last: 8/8/18, MIS @ JAX)  
**BB:** 3 (3x, last: 8/30/18, MIS @ JAX)  
**H:** 8 (8/2/18, MIS @ CHAT)  
**ER:** 4 (2x, last: 8/2/18, MIS @ CHAT)



# RAFFY LOPEZ - CATCHER

40-MAN

**B/T:** Left / Right      **HT/WT:** 5-9 / 190  
**BORN:** October 2, 1987 in Philadelphia, PA  
**OPENING DAY AGE:** 31      **PRO SEASON:** 9th  
**MLB DEBUT:** 9/2/14 with CHC      **MLB SERVICE:** 1.026  
**ACQUIRED:** Via trade with the San Diego Padres in exchange for cash on October 31, 2018.

## LOPEZ'S CAREER HITTING STATS

| YEAR                 | CLUB                 | AVG  | G   | AB   | R   | H   | 2B  | 3B | HR | RBI | BB  | SO  | SB | OBP  | SLG  |
|----------------------|----------------------|------|-----|------|-----|-----|-----|----|----|-----|-----|-----|----|------|------|
| 2011                 | AZL Cubs (Rk)        | .364 | 3   | 11   | 1   | 4   | 1   | 0  | 0  | 2   | 1   | 1   | 0  | .417 | .455 |
|                      | Boise (SS-A)         | .316 | 54  | 196  | 34  | 62  | 8   | 0  | 6  | 37  | 21  | 27  | 1  | .381 | .449 |
| 2012                 | AZL Cubs (Rk)        | .467 | 4   | 15   | 5   | 7   | 2   | 1  | 0  | 4   | 1   | 4   | 0  | .529 | .733 |
|                      | Peoria (A)           | .265 | 31  | 117  | 14  | 31  | 7   | 1  | 0  | 12  | 17  | 13  | 1  | .350 | .342 |
|                      | Daytona (Adv-A)      | .269 | 35  | 119  | 18  | 32  | 10  | 0  | 2  | 12  | 13  | 14  | 1  | .338 | .403 |
| 2013                 | Tennessee (AA)       | .247 | 95  | 316  | 44  | 78  | 22  | 0  | 8  | 43  | 49  | 67  | 0  | .350 | .392 |
| 2014                 | Tennessee (AA)       | .297 | 45  | 148  | 21  | 44  | 13  | 0  | 4  | 24  | 29  | 26  | 1  | .412 | .466 |
|                      | Iowa (AAA)           | .285 | 61  | 207  | 17  | 59  | 4   | 1  | 1  | 27  | 28  | 52  | 0  | .378 | .329 |
|                      | CHI. CUBS (MLB)      | .182 | 7   | 11   | 0   | 2   | 0   | 0  | 0  | 1   | 2   | 4   | 0  | .286 | .182 |
| 2015                 | Iowa (AAA)           | .276 | 46  | 156  | 14  | 43  | 8   | 1  | 0  | 17  | 14  | 37  | 3  | .333 | .340 |
|                      | Salt Lake City (AAA) | .242 | 21  | 62   | 10  | 15  | 2   | 0  | 1  | 7   | 11  | 13  | 0  | .351 | .323 |
| 2016                 | Louisville (AAA)     | .213 | 47  | 155  | 12  | 33  | 10  | 0  | 1  | 17  | 9   | 39  | 1  | .262 | .297 |
|                      | CINCINNATI (MLB)     | .000 | 8   | 7    | 0   | 0   | 0   | 0  | 0  | 0   | 0   | 3   | 0  | .000 | .000 |
| 2017                 | New Hampshire (AA)   | .262 | 14  | 42   | 7   | 11  | 1   | 1  | 4  | 11  | 8   | 15  | 0  | .380 | .619 |
|                      | Buffalo (AAA)        | .293 | 59  | 198  | 31  | 58  | 13  | 1  | 12 | 34  | 21  | 46  | 0  | .368 | .551 |
|                      | TORONTO (MLB)        | .222 | 24  | 54   | 9   | 12  | 1   | 0  | 4  | 12  | 7   | 21  | 0  | .306 | .463 |
| 2018                 | El Paso (AAA)        | .261 | 50  | 180  | 27  | 47  | 12  | 1  | 9  | 38  | 18  | 56  | 0  | .328 | .489 |
|                      | SAN DIEGO (MLB)      | .176 | 37  | 102  | 11  | 18  | 2   | 0  | 3  | 13  | 13  | 43  | 1  | .265 | .284 |
| Minor League Totals: |                      | .273 | 565 | 1922 | 255 | 524 | 113 | 7  | 48 | 285 | 240 | 410 | 8  | .355 | .414 |
| Major League Totals: |                      | .184 | 76  | 174  | 20  | 32  | 3   | 0  | 7  | 26  | 22  | 71  | 1  | .270 | .322 |

## LOPEZ'S 2018 SEASON

- Signed to a minor league contract by the San Diego Padres on 11/30/17.
- Made his first Opening Day roster with the Padres... was the first player in team history to wear No. 0.
- Played a career-high 37 MLB games, making 30 starts at catcher and batting .176 (2 2B, 3 HR, 13 RBI).
- Recorded a MLB career-best nine-game on-base streak from 5/4-5/17 (.333 OBP).
- Had his first hit, homer and multi-hit game with San Diego on 5/5 vs. LA Dodgers in Monterrey, Mexico.
- Spent most of the season with Triple-A El Paso, batting .261 (12 2B, 1 3B, 9 HR, 27 R, 38 RBI) in 50 games.
- Hit .300 (21-for-70) with seven homers and 15 RBI in 19 April games with the Chihuahuas.
- Homered in four-straight games from 4/27-4/30.
- Hit .315 (17-for-54) with runners in scoring position.
- Started all five of El Paso's postseason games at catcher, batting .263 (5-for-19).

## LOPEZ'S CAREER NOTES

**2017:** Split the season between Double-A New Hampshire and Triple-A Buffalo, batting .288 (14 2B, 2 3B, 16 HR, 38 R, 45 RBI) in 73 games ... Had his contract purchased by the Toronto Blue Jays on 8/4 ... Made 17 starts behind the plate for Toronto ... Hit .313 (10-for-32) with four extra-base hits and 10 RBI over his final 12 starts ... Hit his first career MLB homer on 8/23 at Tampa Bay (off Austin Pruitt).

**2016:** Spent the majority of the season with Triple-A Louisville ... Batted .213 (10 2B, 1 HR, 12 R, 17 RBI) in 47 games ... Was called up to the Cincinnati Reds on 8/4 and went hitless in seven at bats.

**2015:** Split the season between Triple-A Iowa (Chicago Cubs) and Triple-A Salt Lake City (LA Angels), hitting .266 (10 2B, 1 3B, 1 HR, 24 R, 24 RBI) in 67 games.

**2014:** Hit .290 (17 2B, 1 3B, 5 HR, 38 R, 51 RBI) in a career-high 106 games between Double-A Tennessee and Triple-A Iowa ... Made his Major League debut on 9/4 with the Chicago Cubs vs. Milwaukee ... Recorded his first MLB hit on 9/19 vs. the LA Dodgers (single off Clayton Kershaw).

**2013:** Spent the entire season with Double-A Tennessee ... Hit .247 (22 2B, 8 HR, 44 R, 43 RBI) in 95 games.

**2012:** Hit .279 (19 2B, 2 3B, 2 HR, 37 R, 28 RBI) in 70 games between three levels of the Cubs organization.

**2011:** Made his professional debut, batting .319 (9 2B, 6 HR, 35 R, 39 RBI) in 57 games between the AZL and Short-A Boise of the Cubs organization.


**AWARDS & HONORS:** Northwest League Postseason All-Star (2011) ... Midwest League Midseason All-Star (2012) ... Southern League Midseason All-Star (2013, 2014) ... MiLB.com Chicago Cubs Organization All-Star (2013, 2014).

**TRANSACTIONS:** Selected by the Chicago Cubs in the 16th round of the 2011 June draft out of Florida State University (Tallahassee, FL) ... Traded by the Cubs to the LA Angels in exchange for LHP Manuel Rondon and cash (7/3/15) ... Signed as a minor league free agent with the Detroit Tigers (1/4/16) ... Signed as a minor league free agent with the Cincinnati Reds (5/3/16) ... Signed as a minor league free agent with the Toronto Blue Jays (3/19/17) ... Signed as a minor league free agent with the San Diego Padres (11/30/17) ... Traded by the Padres to the Atlanta Braves in exchange for cash (10/31/18).

## SINGLE-GAME CAREER HIGHS

- H:** 4 (2x, last: 4/15/18, ELP vs. LV)
- HR:** 2 (2x, last: 6/24/17, BUF @ SYR)
- RBI:** 7 (6/9/14, IOW @ FRE)
- R:** 3 (4x, last: 5/15/16, LOU @ COL)
- SB:** 1 (9x, last: 6/3/18, SD vs. CIN)

LOPEZ



## MICHAEL MADER - PITCHER

**B/T:** Left / Left **HT/WT:** 6-2 / 205  
**BORN:** February 18, 1994 in Houston, TX  
**OPENING DAY AGE:** 25 **PRO SEASON:** 6th  
**MLB DEBUT:** None **MLB SERVICE:** 0.000  
**ACQUIRED:** Via trade with the Miami Marlins along with INF Anfernee Seymour in exchange for LHP Hunter Cervenka on August 6, 2016.

### MADER'S CAREER PITCHING STATS

| YEAR                 | CLUB             | W-L   | ERA  | G   | GS | CG | SHO | SV  | IP    | H   | R   | ER  | HR | BB  | SO  |
|----------------------|------------------|-------|------|-----|----|----|-----|-----|-------|-----|-----|-----|----|-----|-----|
| 2014                 | Batavia (SS-A)   | 1-0   | 2.00 | 12  | 12 | 0  | 0   | 0/0 | 45.0  | 31  | 11  | 10  | 3  | 16  | 28  |
| 2015                 | Greensboro (A)   | 6-12  | 4.73 | 27  | 27 | 0  | 0   | 0/0 | 140.2 | 141 | 82  | 74  | 9  | 57  | 86  |
| 2016                 | Jupiter (Adv-A)  | 7-6   | 3.50 | 22  | 21 | 0  | 0   | 0/0 | 103.0 | 97  | 43  | 40  | 5  | 34  | 81  |
|                      | Mississippi (AA) | 0-3   | 2.40 | 5   | 5  | 1  | 0   | 0/0 | 30.0  | 27  | 8   | 8   | 0  | 6   | 26  |
| 2017                 | Mississippi (AA) | 5-5   | 4.18 | 35  | 1  | 0  | 0   | 4/5 | 64.2  | 57  | 34  | 30  | 5  | 41  | 57  |
| 2018                 | Mississippi (AA) | 6-3   | 3.70 | 23  | 12 | 0  | 0   | 2/3 | 75.1  | 75  | 33  | 31  | 3  | 41  | 63  |
|                      | Gwinnett (AAA)   | 1-1   | 3.71 | 7   | 4  | 0  | 0   | 0/0 | 26.2  | 28  | 12  | 11  | 3  | 12  | 22  |
| Minor League Totals: |                  | 26-30 | 3.78 | 131 | 82 | 1  | 0   | 6/8 | 485.1 | 456 | 223 | 204 | 27 | 207 | 363 |

### MADER'S 2018 HIGHLIGHTS

- Combined to go 7-4 with a 3.71 ERA (42 ER in 102.0 IP) and two saves (2-for-3) in 30 games (16 starts) between Double-A Mississippi and Triple-A Gwinnett.
- Opened and closed the season with Mississippi, going 6-3 with a 3.70 ERA (31 ER in 75.1 IP) and two saves (2-for-3) in 23 games (12 starts).
- With the M-Braves, went 1-0 with a 2.29 ERA (5 ER in 19.2 IP) and a .205 BAA in 11 relief outings, 5-3 with a 4.20 ERA (26 ER in 55.2 IP) and a .283 BAA in 12 starts.
- Promoted to Gwinnett four times (5/24-5/25, 5/29-5/31, 6/27-7/15, 8/10-8/11), went 1-1 with a 3.71 ERA (11 ER in 26.2 IP) in seven games (4 starts) on his Triple-A debut.
- Won his first Triple-A outing for the Stripers on 5/24 vs. Durham, a spot start (6.0 IP, 3 H, 1 R, 1 ER, 1 HR, 1 HB, 0 BB, 3 SO in 7-1 win).
- Tossed 6.0 scoreless frames (3 H, 6 BB, 7 SO) in his final outing with Gwinnett on 8/10 at Syracuse, a no-decision in the Stripers' 4-0 win.
- Went 3-0 with a 3.18 ERA (6 ER in 17.0 IP) over his final three starts with Mississippi from 8/18-8/30.

### MADER'S CAREER NOTES

**2017:** In his first full season in the Braves organization, went 5-5 with a 4.18 ERA, four saves and a .235 BAA in 35 games (1 start) at Double-A Mississippi ... Converted the first save of his professional career on 5/6 at Birmingham (2.2 IP, 0 H, 0 R, 3 BB, 2 SO in 5-3 win) ... Logged three saves within four appearances between 5/6-5/15 (7.2 IP, 1 H, 0 R) ... Made his lone start of the season vs. Pensacola on 5/28 (ND, 4.0 IP, 2 H, 2 R, 2 ER, 4 BB, 4 SO) ... Posted a 3.44 ERA (14 ER in 36.2 IP), four saves and a .207 BAA through 20 first-half games, but rose to a 5.14 ERA (16 ER in 28.0 IP), no saves and a .269 BAA over 15 second-half appearances ... Recorded a season-low 1.69 ERA (3 ER in 16.0 IP) in July, going 1-1 with a .224 BAA in seven games.

**2016:** Split his 2016 campaign between two organizations, combining to go 7-9 with a 3.25 ERA (48 ER in 133.0 IP) between Advanced-A Jupiter of the Miami Marlins and Double-A Mississippi of the Braves ... Opened with Jupiter, going 7-6 with a 3.50 ERA and a .251 BAA in 22 games (21 starts) ... Went 3-1 with a 2.49 ERA (12 ER in 43.1 IP) over his first 10 starts ... Acquired by Atlanta in a trade on 8/6 ... Made five starts with Mississippi, posting an 0-3 record despite a 2.40 ERA and 26 strikeouts in 30.0 innings ... Ranked eighth among Atlanta minor leaguers in SO/BB ratio (4.33) ... Struck out a career high-tying seven batters in his first start for Mississippi on 8/12 at Jacksonville, tossing 6.0 scoreless innings ... Went 6-3 and compiled a 1.95 ERA (16 ER in 74.0 IP) in 15 appearances (14 starts) in his home ballpark, compared to a 1-6 mark and a 4.88 ERA (32 ER in 59.0 IP) in 12 starts on the road.

**2015:** Played his first full season with Class-A Greensboro and made a team-high 27 starts, going 6-12 with a 4.73 ERA and 86 strikeouts ... Led the Grasshoppers in wins (T-1st, 6), starts (27), innings (140.2) and strikeouts (86) ... Went 6-2 with a 1.78 ERA (15 ER in 75.2 IP) in 12 starts at home, but went winless (0-10) with an 8.17 ERA (59 ER in

65.0 IP) in 15 starts on the road ... Opened the season with a 3-7 mark and a 5.92 ERA (43 ER in 65.1 IP) over his first 14 starts before going 3-5 with a 3.70 ERA (31 ER in 75.1 IP) and 42 strikeouts over his final 13 turns ... Tossed a career-high 8.0 innings on 7/11 vs. West Virginia (win, 3 H, 0 R, 1 BB, 4 SO) ... In 12 home starts, went 6-2 with a 1.78 ERA (15 ER in 75.2 IP) and a .203 BAA ... Held left-handed batters to a .197 average (27-for-137), while right-handers batted .287 (114-for-397).

**2014:** Went 1-0 with a 2.00 ERA, a .199 BAA and 28 strikeouts over 12 starts in his first professional action with Short-A Batavia ... Named a Midseason All-Star in the New York-Penn League after going 1-0 with a 1.54 ERA (6 ER in 35.0 IP) over 10 first-half starts ... Earned his first professional win on 8/13 at Williamsport (5.0 IP, 3 H, 0 R, 1 BB, 3 SO).

**AWARDS & HONORS:** New York-Penn League Midseason All-Star (2014).

**TRANSACTIONS:** Selected by the Miami Marlins in the third round of the 2014 June draft out of Chipola College (Marianna, FL) ... Traded by the Marlins to the Atlanta Braves along with INF Anfernee Seymour in exchange for LHP Hunter Cervenka (8/6/16).

### SINGLE-GAME CAREER HIGHS

**IP:** 8.0 (7/11/15, GRN vs. WV)  
**SO:** 9 (8/3/18, MIS @ CHAT)  
**BB:** 6 (3x, last: 8/10/18, GWN @ SYR)  
**H:** 9 (7/30/16, JUP @ DUN)  
**ER:** 7 (3x, last: 7/16/15, GRN @ HIC)



## LUIS MARTE - INFELDER

**B/T:** Right / Right      **HT/WT:** 6-1 / 170  
**BORN:** December 15, 1993 in San Francisco de Macoris, D.R.  
**OPENING DAY AGE:** 25      **PRO SEASON:** 9th  
**MLB DEBUT:** None      **MLB SERVICE:** 0.000  
**ACQUIRED:** Signed by the Atlanta Braves as a minor league free agent on May 23, 2018.

### MARTE'S CAREER HITTING STATS

| YEAR                 | CLUB                | AVG  | G   | AB   | R   | H   | 2B  | 3B | HR | RBI | BB | SO  | SB | OBP  | SLG  |
|----------------------|---------------------|------|-----|------|-----|-----|-----|----|----|-----|----|-----|----|------|------|
| 2011                 | DSL Rangers (Rk)    | .290 | 60  | 231  | 29  | 67  | 16  | 1  | 2  | 42  | 6  | 38  | 17 | .309 | .394 |
|                      | AZL Rangers (Rk)    | .240 | 7   | 25   | 2   | 6   | 1   | 1  | 0  | 4   | 0  | 3   | 1  | .240 | .360 |
| 2012                 | AZL Rangers (Rk)    | .187 | 44  | 171  | 28  | 32  | 9   | 2  | 0  | 17  | 8  | 31  | 5  | .224 | .263 |
| 2013                 | Hickory (A)         | .217 | 125 | 423  | 46  | 92  | 16  | 0  | 3  | 27  | 13 | 99  | 16 | .245 | .277 |
|                      | Hickory (A)         | .270 | 72  | 259  | 33  | 70  | 9   | 0  | 1  | 20  | 10 | 51  | 14 | .297 | .317 |
| 2015                 | High Desert (Adv-A) | .265 | 60  | 234  | 38  | 62  | 10  | 2  | 3  | 25  | 4  | 46  | 8  | .280 | .363 |
|                      | Frisco (AA)         | .206 | 62  | 228  | 24  | 47  | 7   | 1  | 3  | 17  | 3  | 41  | 9  | .215 | .285 |
| 2016                 | AZL Rangers (Rk)    | .417 | 3   | 12   | 2   | 5   | 2   | 0  | 0  | 1   | 0  | 2   | 2  | .417 | .583 |
|                      | Frisco (AA)         | .264 | 73  | 265  | 29  | 70  | 15  | 1  | 5  | 31  | 5  | 58  | 6  | .284 | .385 |
| 2017                 | Round Rock (AAA)    | .257 | 52  | 191  | 12  | 49  | 7   | 2  | 1  | 17  | 1  | 33  | 6  | .264 | .330 |
|                      | Frisco (AA)         | .231 | 47  | 169  | 19  | 39  | 7   | 1  | 6  | 25  | 5  | 23  | 3  | .249 | .391 |
| 2018                 | Frisco (AA)         | .223 | 31  | 112  | 9   | 25  | 6   | 0  | 1  | 6   | 0  | 24  | 1  | .223 | .304 |
|                      | Mississippi (AA)    | .313 | 40  | 131  | 14  | 41  | 5   | 1  | 2  | 16  | 7  | 24  | 4  | .353 | .412 |
|                      | Gwinnett (AAA)      | .266 | 45  | 188  | 20  | 50  | 8   | 1  | 2  | 21  | 5  | 33  | 5  | .289 | .351 |
| Minor League Totals: |                     | .248 | 721 | 2639 | 305 | 655 | 118 | 13 | 29 | 269 | 67 | 506 | 97 | .269 | .336 |

### MARTE'S 2018 SEASON

- Opened 2018 with Double-A Frisco (Texas Rangers), batting .223 (6 2B, 1 HR, 9 R, 6 RBI, 1 SB, .223 OBP, .304 SLG, .527 OPS) in 31 games.
- Released by the Rangers on 5/18...signed by Atlanta as a minor league free agent on 5/23 and assigned to Double-A Mississippi.
- In 40 games with the M-Braves, batted .313 (5 2B, 1 3B, 2 HR, 14 R, 16 RBI, 4 SB, .353 OBP, .412 SLG, .765 OPS).
- After batting .150 over his first seven games with Mississippi, hit .342 (5 2B, 1 3B, 2 HR, 13 R, 14 RBI, 4 SB) over his last 33 games.
- Named Mississippi's June Player of the Month by Atlanta (.337, 4 2B, 1 3B, 2 HR, 8 R, 13 RBI, 2 SB).
- Promoted to Gwinnett on 7/11...batted .266 (8 2B, 1 3B, 2 HR, 20 R, 21 RBI, 5 SB, .289 OBP, .351 SLG, .640 OPS) in 45 games with the Stripers.
- Ranked eighth in the IL in batting from 7/12-8/19, hitting .331 (5 2B, 1 3B, 2 HR, 16 R, 17 RBI, 5 SB, .350 OBP, .429 SLG, .779 OPS) over 31 games.
- Hit safely in 23 of his first 31 games with the Stripers, including 13 multi-hit games in that span.
- Had a season-best 10-game hitting streak from 7/15-7/25 (.455, 2 2B, 2 HR, 7 R, 12 RBI, 1 SB).
- Homered in back-to-back games on 7/24 and 7/25 at Lehigh Valley, including Gwinnett's lone leadoff homer of the year on 7/25 (off RHP Tom Eshelman).
- Named Gwinnett's July Player of the Month by Atlanta (.389, 4 2B, 1 3B, 2 HR, 11 R, 14 RBI, 1 SB).
- With the Stripers, hit .542 (2 2B, 3 R, 8 RBI) between the 8-9 spots, compared to .226 (6 2B, 1 3B, 2 HR, 17 R, 13 RBI, 5 SB) out of the leadoff spot.
- Feasted on IL left-handers, hitting .358 (2 2B, 6 RBI).
- Posted a .979 fielding percentage (4 errors/193 TC) in 44 games with Gwinnett, seeing action at second base (2G) and shortstop (42G).
- In 116 total games between the Rangers and Braves organizations, hit .269 (19 2B, 2 3B, 5 HR, 43 R, 43 RBI, 10 SB, .292 OBP, .357 SLG, .649 OPS).
- Following the season, played for Gigantes del Cibao of the Dominican Winter League, batting .164 (1 2B, 1 HR, 6 R, 3 RBI, 4 SB) in 25 games.
- Selected as a non-roster invitee to Braves Spring Training for 2019.

### MARTE'S CAREER NOTES

**2017:** Combined to bat .244 (14 2B, 3 3B, 7 HR, 31 R, 42 RBI, 9 SB, .257 OBP, .358 SLG, .615 OPS) in 99 games between Triple-A Round Rock and Double-A Frisco of the Rangers' organization ... Following the season, hit .118 over 17 games with Cibao in the DWL.

**2016:** Was limited to 73 games with Frisco, missing nearly two months on the disabled list (4/24-6/30) with a fractured finger on his right hand ... Selected as Texas League Player of the Week for 7/18-7/24 (.538, 3 HR, 5 R, 11 RBI) ... Batted .304 over 11 games with Cibao in the DWL.

**2015:** Combined to bat .236 (17 2B, 3 3B, 6 HR, 62 R, 42 RBI, 17 SB, .248 OBP, .325 SLG, .573 OPS) over 122 games between Advanced-A High Desert and Frisco ... Named the organization's Defender of the Month for May.

**2014:** Logged time at both shortstop and third base in 72 games with Hickory ... Was on the disabled list from 4/13-6/7 with a hamate fracture on his left hand.

**2013:** Tied for the most games played at shortstop (125) in the South Atlantic League ... Led the circuit in total chances (617), putouts (197), assists (383) and double plays (84) ... also led the SAL in errors by a shortstop (37).

**AWARDS & HONORS:** Texas League Player of the Week (7/25/16).

**TRANSACTIONS:** Signed by the Texas Rangers as a non-drafted free agent (11/4/10) ... Signed by the Atlanta Braves as a minor league free agent (5/23/18).

### SINGLE-GAME CAREER HIGHS

**H:** 4 (7x, last: 8/9/18, GWN @ BUF)  
**HR:** 1 (29x, last: 7/25/18, GWN @ LHV)  
**RBI:** 5 (6/6/13, HIC vs. LWD)  
**R:** 3 (5x, last: 7/23/16, FRI @ CC)  
**SB:** 3 (2x, last: 4/25/13, HIC @ GBO)



## JONATHAN MORALES - CATCHER

**B/T:** Right / Right      **HT/WT:** 5-11 / 200  
**BORN:** January 29, 1995 in Arroyo, Puerto Rico  
**OPENING DAY AGE:** 23      **PRO SEASON:** 5th  
**MLB DEBUT:** None      **MLB SERVICE:** 0.000  
**ACQUIRED:** Selected by the Braves in the 25th round of the 2015 June draft out of Miami Dade Community College (Miami, FL).

### MORALES'S CAREER HITTING STATS

| YEAR                 | CLUB             | AVG  | G   | AB   | R   | H   | 2B | 3B | HR | RBI | BB | SO  | SB | OBP  | SLG  |
|----------------------|------------------|------|-----|------|-----|-----|----|----|----|-----|----|-----|----|------|------|
| 2015                 | GCL Braves (Rk)  | .304 | 46  | 135  | 24  | 41  | 7  | 0  | 7  | 22  | 14 | 14  | 2  | .377 | .511 |
| 2016                 | Rome (A)         | .269 | 113 | 424  | 49  | 114 | 25 | 0  | 4  | 55  | 25 | 55  | 3  | .313 | .356 |
| 2017                 | Florida (Adv-A)  | .253 | 53  | 194  | 25  | 49  | 4  | 0  | 2  | 17  | 12 | 32  | 1  | .300 | .304 |
|                      | Mississippi (AA) | .169 | 39  | 130  | 8   | 22  | 4  | 0  | 1  | 12  | 7  | 20  | 0  | .221 | .223 |
| 2018                 | GCL Braves (Rk)  | .259 | 8   | 27   | 2   | 7   | 1  | 0  | 1  | 3   | 2  | 2   | 0  | .355 | .407 |
|                      | Gwinnett (AAA)   | .261 | 16  | 46   | 4   | 12  | 0  | 0  | 0  | 9   | 3  | 8   | 0  | .314 | .261 |
|                      | Mississippi (AA) | .268 | 46  | 142  | 12  | 38  | 7  | 1  | 1  | 21  | 9  | 21  | 0  | .325 | .352 |
| Minor League Totals: |                  | .258 | 321 | 1098 | 124 | 283 | 48 | 1  | 16 | 139 | 72 | 152 | 6  | .311 | .347 |

### MORALES'S 2018 SEASON

- Combined to bat .265 (8 2B, 1 3B, 2 HR, 18 R, 33 RBI, .326 OBP, .340 SLG, .666 OPS) over 70 games between the GCL Braves, Double-A Mississippi and Triple-A Gwinnett.
- Opened the season with Mississippi, batting .247 (5 2B, 1 3B, 1 HR, 8 R, 14 RBI) in 27 games.
- Promoted to Gwinnett on 5/19 and made his Triple-A debut with the Stripers, batting .261 (4 R, 9 RBI, .314 OBP, .261 SLG, .575 OPS) in 16 games.
- Following just four games with Gwinnett in May, was placed on the 7-day disabled list on 5/26 and was out from 5/26-7/12 (right knee medial meniscus).
- Played an 8-game rehab stint with the GCL Braves from 7/2-7/11, hitting .259 (1 2B, 1 HR, 2 R, 3 RBI).
- Activated on 7/12 and batted .297 (3 R, 6 RBI) in 12 games with Gwinnett from 7/13-8/3.
- Hit a walk-off single in the ninth inning on 7/21 vs. Pawtucket, lifting the Stripers to a 5-4 win.
- In nine games at catcher for Gwinnett, posted a 1.000 fielding percentage (0 errors/63 TC) and a .000 caught stealing percentage (0-for-3)...team went 3-5 in his eight starts.
- Transferred back to Mississippi on 8/4 and finished the season with the M-Braves, batting .298 (2 2B, 4 R, 7 RBI) over his final 19 games.
- Following the season, played for Criollos de Caguas of the Puerto Rican Winter League, batting .239 (4 R, 10 RBI) in 24 games.
- Selected as a non-roster invitee to Braves Spring Training for 2019.

### MORALES'S CAREER NOTES

**2017:** Batted .219 (8 2B, 3 HR, 33 R, 29 RBI, .268 OBP, .272 SLG, .540 OPS) in 92 games between Advanced-A Florida and Mississippi ... Hit .315 (17-for-54) with 13 RBI with two outs and runners in scoring position ... Posted a .253 average in 53 games with the Fire Frogs before joining the M-Braves on 6/19 ... In 39 games on his Double-A debut, batted .169 ... Combined to throw out 35% (13-of-37) of attempting base stealers.

**2016:** Played his first full professional season with Class-A Rome, batting .269 (25 2B, 4 HR, 49 R, 55 RBI, 3 SB, .313 OBP, .356 SLG, .669 OPS) in 113 games ... Named a South Atlantic League Midseason All-Star after batting .244 (11 2B, 3 HR, 26 R, 29 RBI) in 58 first-half games ... Went 0-for-1 in the SAL All-Star Game ... Threw out 50% (53-of-106) of attempting base stealers ... In the SAL Playoffs, batted .308 (3 2B, 2 R, 1 RBI) in seven games to help Rome win the league championship ... Following the season, named a Braves Organization All-Star by MiLB.com.

**2015:** Earned the GCL Braves Player of the Year honors after batting a team-best .304 (7 2B, 7 HR, 24 R, 22 RBI, 2 SB, .377 OBP, .511 SLG, .888 OPS) in 46 games ... Posted a .996 fielding percentage (1 error/240 TC) and a 44.2% (19-of-43) caught stealing percentage ... Tallied his lone career multi-homer game on 8/24 vs. the GCL Yankees West (3-for-4, 2 HR, 2 RBI) ... Named by *Baseball America* as the "Best Late Round Pick" in Atlanta's 2015 draft class.

**AWARDS & HONORS:** MiLB.com Atlanta Braves Organization All-Star (2015, 2016) ... GCL Braves Player of the Year (2015) ... Gulf Coast League Postseason All-Star

(2015) ... South Atlantic League Midseason All-Star (2016).

**TRANSACTIONS:** Selected by the Atlanta Braves in the 25th round of the 2015 June draft out of Miami-Dade Community College (Miami, FL).

### SINGLE-GAME CAREER HIGHS

**H:** 5 (8/13/16, ROM @ HIC)  
**HR:** 2 (8/24/15, GCL BRA vs. GCL YAN2)  
**RBI:** 5 (4/21/16, ROM vs. ASH)  
**R:** 3 (2x, last: 8/26/15, GCL BRA vs. GCL TIG)  
**SB:** 1 (6x, last: 4/6/17, FLA vs. DBT)





## KYLE MULLER - PITCHER

**B/T:** Right / Left      **HT/WT:** 6-7 / 250  
**BORN:** October 7, 1997 in Dallas, TX  
**OPENING DAY AGE:** 21      **PRO SEASON:** 4th  
**MLB DEBUT:** None      **MLB SERVICE:** 0.000  
**ACQUIRED:** Selected by the Braves in the second round (44th overall) of the 2016 June draft out of Jesuit College Prep (Dallas, TX).

### MULLER'S CAREER PITCHING STATS

| YEAR                 | CLUB             | W-L  | ERA  | G  | GS | CG | SHO | SV  | IP    | H   | R  | ER | HR | BB | SO  |
|----------------------|------------------|------|------|----|----|----|-----|-----|-------|-----|----|----|----|----|-----|
| 2016                 | GCL Braves (Rk)  | 1-0  | 0.65 | 10 | 9  | 0  | 0   | 0/0 | 27.2  | 14  | 3  | 2  | 0  | 12 | 38  |
| 2017                 | Danville (Rk)    | 1-1  | 4.15 | 11 | 11 | 0  | 0   | 0/0 | 47.2  | 43  | 24 | 22 | 5  | 18 | 49  |
| 2018                 | Rome (A)         | 3-0  | 2.40 | 6  | 6  | 0  | 0   | 0/0 | 30.0  | 24  | 10 | 8  | 3  | 8  | 23  |
|                      | Florida (Adv-A)  | 4-2  | 3.24 | 14 | 14 | 0  | 0   | 0/0 | 80.2  | 80  | 30 | 29 | 2  | 32 | 79  |
|                      | Mississippi (AA) | 4-1  | 3.10 | 5  | 5  | 1  | 1   | 0/0 | 29.0  | 22  | 10 | 10 | 3  | 6  | 27  |
| Minor League Totals: |                  | 13-4 | 2.97 | 46 | 45 | 1  | 1   | 0/0 | 215.0 | 183 | 77 | 71 | 13 | 76 | 216 |

### MULLER'S 2018 SEASON

- Entered the season ranked the Braves' No. 12 prospect by MLB.com and No. 20 prospect by *Baseball America*.
- Made 25 starts between Class-A Rome, Advanced-A Florida and Double-A Mississippi, went 11-3 with a 3.03 ERA (47 ER in 139.2 IP) and 12 quality starts.
- Led the Braves system with 11 wins, ranked second in innings (139.2), tied for second in starts (25), eighth in starter ERA (3.03) and eighth in strikeouts (129).
- Earned three Pitcher of the Month awards for the organization, including April with Rome (2-0, 1.90 ERA in 5 starts), June with Florida (3-0, 2.43 ERA in 5 starts), and August with Mississippi (4-1, 3.10 ERA in 5 starts).
- Opened the season with Rome, promoted to Florida on 5/8 and to Mississippi on 8/6.
- Struck out a career-high 12 batters over 7.0 innings (5 H, 1 R, 0 ER) in a win on 7/9 at Daytona.
- Won each of his first four starts with Mississippi from 8/6-8/25, posting a 2.25 ERA (6 ER in 24.0 IP), a .184 BAA and a 0.92 WHIP.
- Tossed the first complete-game shutout of his career on 8/18 vs. Chattanooga, yielding five hits over 7.0 innings in a 1-0 win in game one of a doubleheader.
- Following the season, pitched in seven games with Peoria of the Arizona Fall League, going 1-0 with a 2.53 ERA (3 ER in 10.2 IP) in seven relief outings.
- Participated in the AFL "Rising Stars Game."
- Entering 2019, is rated the Braves' No. 11 prospect by BA and No. 13 prospect by MLB.com.
- Selected as a non-roster invitee to Braves Spring Training for 2019.

### MULLER'S CAREER NOTES

**2017:** Entered the season tabbed by MLB.com as Atlanta's No. 13 prospect, while *Baseball America* named him No. 17 ... Played his first full professional season with Rookie-level Danville, went 1-1 with a 4.15 ERA and 49 strikeouts over 11 starts ... Allowed two or fewer runs in eight of his 11 starts ... Limited opponents to a .232 average, including a .184 mark to left-handed batters.

**2016:** Made his professional debut with the GCL Braves and earned the club's Pitcher of the Year honors, going 1-0 with a 0.65 ERA in 10 games (9 starts) ... Held opponents to a .144 average ... Did not allow a run in five August appearances (13.0 IP) ... Closed his rookie campaign as the No. 11 prospect in the Gulf Coast League as named by *Baseball America*.

**MISC:** Prior to being drafted, earned the 2016 Gatorate National Player of the Year honors after going 8-0 with a 0.46 ERA and 133 strikeouts in 76.0 innings at Jesuit College Prep ... Entered the 2016 June Draft rated the 25th-best player in the class according to *Baseball America*.

**AWARDS & HONORS:** GCL Braves Pitcher of the Year (2016) ... Arizona Fall League "Rising Stars Game" Selection (2018).

**TRANSACTIONS:** Selected by the Atlanta Braves in the second round (44th overall) of the 2016 June Draft out of Jesuit College Prep (Dallas, TX).

### SINGLE-GAME CAREER HIGHS

**IP:** 7.1 (7/20/18, FLA @ CLR)  
**SO:** 12 (7/9/18, FLA @ DBT)  
**BB:** 5 (5/8/18, FLA @ STL)  
**H:** 9 (2x, last: 6/28/18, FLA vs. DUN)  
**ER:** 4 (6x, last: 8/31/18, MIS @ JAX)

MULLER



## RAFAEL ORTEGA - OUTFIELDER

**B/T:** Left / Right      **HT/WT:** 5-11 / 160  
**BORN:** May 15, 1991 in El Tigre, Venezuela  
**OPENING DAY AGE:** 27      **PRO SEASON:** 12th  
**MLB DEBUT:** 9/30/12 with COL      **MLB SERVICE:** 0.138  
**ACQUIRED:** Signed by the Atlanta Braves as a minor league free agent on November 18, 2018.

### ORTEGA'S CAREER HITTING STATS

| YEAR                 | CLUB                 | AVG  | G   | AB   | R   | H    | 2B  | 3B | HR | RBI | BB  | SO  | SB  | OBP  | SLG  |
|----------------------|----------------------|------|-----|------|-----|------|-----|----|----|-----|-----|-----|-----|------|------|
| 2008                 | DSL Rockies (Rk)     | .277 | 52  | 188  | 38  | 52   | 4   | 2  | 1  | 11  | 20  | 20  | 17  | .349 | .335 |
| 2009                 | DSL Rockies (Rk)     | .324 | 70  | 256  | 45  | 83   | 7   | 8  | 0  | 39  | 32  | 23  | 39  | .395 | .414 |
| 2010                 | Casper (Rk)          | .358 | 71  | 288  | 69  | 103  | 17  | 3  | 7  | 45  | 28  | 42  | 23  | .416 | .510 |
| 2011                 | Asheville (A)        | .294 | 113 | 479  | 77  | 141  | 26  | 8  | 9  | 66  | 28  | 90  | 32  | .335 | .438 |
| 2012                 | Modesto (Adv-A)      | .283 | 114 | 495  | 81  | 140  | 23  | 8  | 8  | 60  | 46  | 93  | 36  | .344 | .410 |
|                      | COLORADO (MLB)       | .500 | 2   | 4    | 0   | 2    | 0   | 0  | 0  | 0   | 1   | 2   | 1   | .667 | .500 |
| 2013                 | Tulsa (AA)           | .228 | 42  | 158  | 22  | 36   | 4   | 2  | 1  | 10  | 19  | 26  | 9   | .315 | .297 |
| 2014                 | GCL Cardinals (Rk)   | .000 | 2   | 3    | 0   | 0    | 0   | 0  | 0  | 0   | 1   | 2   | 1   | .250 | .000 |
|                      | Springfield (AA)     | .249 | 101 | 358  | 56  | 89   | 8   | 3  | 7  | 31  | 45  | 57  | 16  | .331 | .346 |
|                      | Memphis (AAA)        | .238 | 7   | 21   | 5   | 5    | 1   | 0  | 0  | 1   | 2   | 5   | 2   | .304 | .286 |
| 2015                 | Memphis (AAA)        | .286 | 131 | 437  | 66  | 125  | 22  | 6  | 2  | 42  | 55  | 71  | 17  | .367 | .378 |
| 2016                 | Salt Lake City (AAA) | .317 | 78  | 322  | 47  | 102  | 18  | 7  | 4  | 31  | 15  | 39  | 14  | .348 | .453 |
|                      | LA ANGELS (MLB)      | .232 | 66  | 185  | 24  | 43   | 8   | 0  | 1  | 16  | 13  | 23  | 8   | .283 | .292 |
| 2017                 | El Paso (AAA)        | .317 | 121 | 419  | 69  | 133  | 31  | 7  | 6  | 53  | 46  | 49  | 26  | .383 | .468 |
| 2018                 | New Orleans (AAA)    | .275 | 92  | 280  | 51  | 77   | 10  | 10 | 2  | 28  | 44  | 31  | 12  | .375 | .404 |
|                      | MIAMI (MLB)          | .233 | 41  | 133  | 10  | 31   | 3   | 1  | 0  | 7   | 10  | 23  | 5   | .287 | .271 |
| Minor League Totals: |                      | .293 | 994 | 3704 | 626 | 1086 | 171 | 64 | 47 | 417 | 381 | 548 | 244 | .359 | .412 |
| Major League Totals: |                      | .236 | 109 | 322  | 34  | 76   | 11  | 1  | 1  | 23  | 24  | 48  | 14  | .291 | .286 |

### ORTEGA'S 2018 SEASON

- Signed by the Miami Marlins as a minor league free agent on 12/15/17.
- Missed Spring Training due to visa issues.
- Played 92 games with Triple-A New Orleans, batting .275 (10 2B, 10 3B, 2 HR, 51 R, 28 RBI, 12 SB).
- His team-high 10 triples were a New Orleans single-season record.
- Hit .302 (19-for-63, 3 2B, 4 3B, 16 R, 5 RBI) after the All-Star break.
- Tripled twice on 8/7 at Albuquerque, going 4-for-6.
- Had his contract selected by Miami on 8/10.
- Hit .233 (3 2B, 1 3B, 10 R, 10 RBI, 5 SB) in 41 games for the Marlins.
- Posted an eight-game hitting streak from 8/14-8/23, batting .375 (12-for-32, 2 2B, 5 R, 3 RBI).
- Following the season, played for Caribes of the Venezuelan Winter League, batting .285 (14 2B, 3 3B, 1 HR, 31 R, 16 RBI, 2 SB) in 45 games.
- Selected as a non-roster invitee to Braves Spring Training for 2019.

### ORTEGA'S CAREER NOTES

**2017:** Spent the entire season with Triple-A El Paso of the San Diego Padres organization ... Tied for the Pacific Coast League lead with 26 steals and was seventh in doubles (31) ... Ranked 13th in the PCL with a .317 batting average, was tied for 14th in on-base percentage (.383) and 18th in hits (133) ... Had a career-best 16-game hitting streak from 6/3-6/19, batting .328 (22-for-67, 4 2B, 2 3B, 2 HR, 13 R, 9 RBI) ... Hit .327 (36-for-110) against left-handed pitching ... Hit a season-best .371 (33-for-89) in 26 August games, had a .456 on-base percentage that month ... Posted sixth career season with double-digit outfield assists (10).

**2016:** Split the season between Triple-A Salt Lake and the Los Angeles Angels ... Hit .317 (18 2B, 7 3B, 4 HR, 47 R, 31 RBI) in 78 games for the Bees ... Appeared in 66 games over three stints for the Angels, batting .232 (8 2B, 1 HR, 24 R, 16 RBI, 8 SB) ... Hit his first Major League home run on 5/25 at Texas (off Shawn Tolleson) ... Batted .324 (12-for-37) with runners in scoring position ... Tallied 17 outfield assists, seven with the Angels and 10 with Salt Lake.

**2015:** Spent the entire season with Triple-A Memphis of the St. Louis Cardinals organization ... Hit .286 (22 2B, 6 3B, 2 HR, 66 R, 42 RBI, 17 SB) in 131 games ... Led the Redbirds in games, hits, and stolen bases ... After opening the year batting .192 (10-for-52) in 17 April games, went on to bat .299 (115-for-385) over the final five months of the season ... Led the Pacific Coast League with 15 outfield assists ... Ranked as the No. 18 prospect in the Cardinals

farm system by MLB.com.

**2014:** Spent the majority of the season with Double-A Springfield, batting .249 (8 2B, 3 3B, 7 HR, 56 R, 31 RBI, 16 SB) in 101 games ... Spent a two-game rehab stint with the GCL Cardinals while on the disabled list from 6/3-7/2 ... Finished the year with Triple-A Memphis, batting .238 (1 2B, 5 R, 1 RBI, 2 SB) in seven games.

**2013:** Played in 42 games for Double-A Tulsa of the Colorado Rockies organization ... Was on the disabled list from 4/24-5/11 with a staph infection ... Recorded 10 multi-hit games, including four consecutive multi-hit efforts from 5/29-6/1 ... Hit .308 (8-for-26) with runners in scoring position ... Recalled by the Rockies on 9/30, but did not see any playing time.

**2012:** Appeared in 114 games for Advanced-A Modesto ... Hit .283 (23 2B, 8 3B, 8 HR, 81 R, 60 RBI, 36 SB) for the Nuts ... His 36 stolen bases were fifth-most in the California League ... Also ranked among CAL leaders in triples (T-6th, 8) and hits (11th, 140) ... Led the league in outfield assists (19) ... Posted six consecutive multi-hit games from 5/8-5/14, batting .517 (15-for-29) ... Had his contract selected by the Colorado Rockies on 9/30 and made his debut on the same day at the LA Dodgers (2-for-3, SB) ... Hit .500 (2-for-4) in two games with the Rockies ... Named as the "Best Outfield Arm" in the California League and "Best Defensive Outfielder" in the Rockies system by BA.

**2011:** Spent the entire season with Class-A Asheville ... Batted .294 (26 2B, 8 3B, 9 HR, 77 R, 66 RBI, 32 SB) in 113 games ... Ranked among South Atlantic League leaders in triples (T-3rd, 8), hits (T-6th, 141), stolen bases (T-6th, 32) and batting (10th, .294) ... Set professional highs in hits (141), doubles (26), home runs (9) and RBI (66) ... Posted a 12-game hitting streak from 8/1-8/13, batting .411 (23-for-56) ... Had 18 outfield assists ... Was tabbed as the No. 22 prospect in the Rockies organization following the season by MLB.com.

**2010:** Spent the entire campaign with Rookie-Level Casper ... Batted .358 (17 2B, 3 3B, 7 HR, 69 R, 45 RBI, 23 SB) in 71 games ... Ranked second in the Pioneer League in hits (103) and runs (69) while finishing fourth in batting average (.358) ... Named a Pioneer League Postseason All-Star ... Ranked as the No. 18 prospect in the Pioneer League by *Baseball America*.

**2009:** Played in 70 games for the Dominican Summer League Rockies ... Hit .324 (7 2B, 8 3B, 45 R, 39 RBI, 39 SB) in 70 games ... Named a Dominican League Midseason and Postseason All-Star.

**2008:** Made his professional debut by playing 52 games with the Rockies' Dominican Summer League affiliate ... Hit .277 (4 2B, 2 3B, 1 HR, 38 R, 11 RBI, 17 SB) ... Led the team in steals (17) and walks (20).

**AWARDS & HONORS:** Dominican Summer League Midseason All-Star (2009) ... Dominican Summer League Postseason All-Star (2009) ... Pioneer League Postseason All-Star (2010) ... MiLB.com San Diego Padres Organization All-Star (2017).

**TRANSACTIONS:** Signed by the Colorado Rockies as a non-drafted free agent (1/30/08) ... Claimed off waivers by the Texas Rangers (11/27/13) ... Claimed off waivers by the St. Louis Cardinals (1/6/14) ... Signed as a free agent by the Los Angeles Angels (12/1/15) ... Signed as a minor league free agent by the San Diego Padres (12/6/16), ... Signed as a minor league free agent by the Miami Marlins (12/15/17) ... Signed as a minor league free agent by the Atlanta Braves (11/18/18).

**SINGLE-GAME CAREER HIGHS**

- H:** 5 (6/21/12, MOD vs. STK)
- HR:** 2 (8/2/11, ASH vs. CSC)
- RBI:** 5 (4x last: 6/30/12, MOD @ BAK)
- R:** 4 (8/30/10, CAS vs. MIS)
- SB:** 4 (2x, last: 4/12/11, ASH @ WV)



## CRISTIAN PACHE - OUTFIELDER

**B/T:** Right / Right

**HT/WT:** 6-2 / 215

**BORN:** November 19, 1998 in Santo Domingo Centro, D.R.

**OPENING DAY AGE:** 20

**PRO SEASON:** 4th

**MLB DEBUT:** None

**MLB SERVICE:** 0.000

**ACQUIRED:** Signed by the Atlanta Braves as a non-drafted free agent on July 3, 2015.

### PACHE'S CAREER HITTING STATS

| YEAR                 | CLUB             | AVG  | G   | AB   | R   | H   | 2B | 3B | HR | RBI | BB | SO  | SB | OBP  | SLG  |
|----------------------|------------------|------|-----|------|-----|-----|----|----|----|-----|----|-----|----|------|------|
| 2016                 | GCL Braves (Rk)  | .283 | 27  | 106  | 16  | 30  | 2  | 4  | 0  | 11  | 6  | 11  | 7  | .325 | .377 |
|                      | Danville (Rk)    | .333 | 30  | 114  | 12  | 38  | 2  | 3  | 0  | 10  | 7  | 13  | 4  | .372 | .404 |
| 2017                 | Rome (Class-A)   | .281 | 119 | 469  | 60  | 132 | 13 | 8  | 0  | 42  | 39 | 104 | 32 | .335 | .343 |
| 2018                 | Florida (Adv-A)  | .285 | 93  | 369  | 46  | 105 | 20 | 5  | 8  | 40  | 15 | 69  | 7  | .311 | .431 |
|                      | Mississippi (AA) | .260 | 29  | 104  | 10  | 27  | 3  | 1  | 1  | 7   | 5  | 28  | 0  | .294 | .337 |
| Minor League Totals: |                  | .286 | 298 | 1162 | 144 | 332 | 40 | 21 | 9  | 110 | 72 | 225 | 50 | .327 | .380 |

### PACHE'S 2018 SEASON

- Entered the season ranked the Atlanta Braves' No. 9 prospect by both MLB.com and *Baseball America*.
- Was a non-roster invitee to Spring Training for the first time in his career.
- Went 2-for-3 with two home runs and three RBI for the Future Stars in an exhibition game vs. the Braves on 3/27 at SunTrust Park.
- Combined to hit .279 (23 2B, 6 3B, 9 HR, 56 R, 47 RBI, 7 SB) in 122 games between Advanced-A Florida and Double-A Mississippi.
- Finished in the Top 10 among Braves farmhands in at-bats (3rd, 473), hits (4th, 132), games (T-5th), triples (T-5th), doubles (T-9th, 23) and runs (10th).
- Named the Florida Fire Frogs Player of the Year by the Braves**, led the club in batting (.285), hits (105), doubles (20), total bases (159) and slugging (.431).
- Named a Florida State League Midseason All-Star** after batting .275 (12 2B, 4 3B, 4 HR, 31 R, 29 RBI) in the first half.
- Selected as Florida's July Player of the Month after batting .318 (6 2B, 1 3B, 3 HR, 13 R, 9 RBI, 2 SB) in 23 games.
- Hit .330 (6 2B, 3 3B, 5 HR, 13 R, 17 RBI) against FSL left-handed pitchers.
- Promoted to Mississippi on 8/1, at the time ranked among FSL leaders in hits (2nd, 105), total bases (3rd, 159) and batting (9th, .285).
- At age 19, was the youngest player in the Southern League...hit .260 (3 2B, 1 3B, 1 HR, 10 R, 7 RBI) in 29 games with the M-Braves.
- Named a MiLB.com Braves Organization All-Star**.
- Following the season, played for the Peoria Javelinas in the Arizona Fall League.
- Batted .279 (3 2B, 2 3B, 14 R, 9 RBI, 3 SB) in 20 games for the Javelinas, helping them to a second straight AFL championship.
- Participated in the AFL "Rising Stars Game" and was named to the AFL All-Prospect Team**.
- Entering 2019, is ranked the No. 37 prospect in baseball by MLB.com and No. 85 in baseball by *BA*.
- Also ranked the Braves' No. 4 prospect by MLB.com and No. 8 prospect by *BA*.
- Selected as a non-roster invitee to Braves Spring Training for 2019.

### PACHE'S CAREER NOTES

**2017:** Entered the season ranked by *Baseball America* as the Braves No. 13 prospect ... Played the entire season with Class-A Rome, batting .281 (13 2B, 8 3B, 60 R, 42 RBI, 32 SB) in 119 games ... Paced Rome in games, at-bats (469), runs, hits (132), triples and stolen bases to earn Rome's Player of the Year award from the organization ... Ended the season in the Top 10 among Braves prospects (min. 200 at-bats) in triples (T-1st), stolen bases (2nd), hits (3rd), runs (7th) and batting average (10th) ... Named a South Atlantic League Midseason All-Star after batting .300 (5 2B, 5 3B, 37 R, 31 RBI, 17 SB) in the first half ... Named a MiLB.com Braves Organization All-Star.

**2016:** Appeared in 57 games between the GCL Braves and Rookie-level Danville in his professional debut ... Hit .309 (4 2B, 7 3B, 28 R, 21 RBI, 11 SB) between the two clubs ... His .309 average led the Braves organization (min. 200 at-bats) ... Played 27 games with the GCL Braves before advancing to Danville on 7/31 ... Following the season, named the No. 10 prospect in the Gulf Coast League and No. 9 prospect in the Appalachian League by *Baseball America*.

**AWARDS & HONORS:** South Atlantic League Midseason All-Star (2017) ... Class-A Rome Player of the Year (2017) ... MiLB.com Braves Organization All-Star (2017, 2018) ... Florida State League Midseason All-Star (2018) ... Advanced-A Florida Player of the Year (2018) ... Arizona

Fall League All-Prospect Team (2018) ... AFL "Rising Stars Game" Selection (2018).

**TRANSACTIONS:** Signed by the Atlanta Braves as a non-drafted free agent (7/3/15).

### SINGLE-GAME CAREER HIGHS

|             |                                  |
|-------------|----------------------------------|
| <b>H:</b>   | 4 (3x, last: 7/3/18, FLA @ JUP)  |
| <b>HR:</b>  | 1 (9x, last: 8/21/18, MIS @ MOB) |
| <b>RBI:</b> | 5 (6/1/18, FLA @ CLR)            |
| <b>R:</b>   | 3 (3x last: 4/26/18, FLA @ LAK)  |
| <b>SB:</b>  | 3 (5/26/18, FLA vs. TAM)         |



# WES PARSONS - PITCHER

40-MAN

**B/T:** Right / Right

**HT/WT:** 6-4 / 215

**BORN:** September 6, 1992 in Clarksville, TN

**OPENING DAY AGE:** 26

**PRO SEASON:** 7th

**MLB DEBUT:** 8/9/18 with ATL

**MLB SERVICE:** 0.005

**ACQUIRED:** Signed by the Atlanta Braves as a non-drafted free agent on July 30, 2012.

## PARSONS'S CAREER PITCHING STATS

| YEAR                 | CLUB              | W-L   | ERA  | G   | GS | CG | SHO | SV  | IP    | H   | R   | ER  | HR | BB  | SO  |
|----------------------|-------------------|-------|------|-----|----|----|-----|-----|-------|-----|-----|-----|----|-----|-----|
| 2013                 | Rome (A)          | 7-7   | 2.63 | 19  | 19 | 1  | 1   | 0/0 | 109.2 | 91  | 44  | 32  | 5  | 21  | 101 |
| 2014                 | Lynchburg (Adv-A) | 4-7   | 5.00 | 23  | 23 | 0  | 0   | 0/0 | 113.1 | 119 | 73  | 63  | 10 | 34  | 96  |
| 2015                 | GCL Braves (Rk)   | 0-0   | 0.93 | 3   | 2  | 0  | 0   | 0/0 | 9.2   | 7   | 1   | 1   | 0  | 0   | 14  |
|                      | Rome (A)          | 1-0   | 1.80 | 1   | 1  | 0  | 0   | 0/0 | 5.0   | 2   | 1   | 1   | 1  | 0   | 2   |
|                      | Carolina (Adv-A)  | 1-0   | 7.20 | 1   | 1  | 0  | 0   | 0/0 | 5.0   | 8   | 4   | 4   | 0  | 1   | 0   |
| 2016                 | GCL Braves (Rk)   | 0-0   | 2.70 | 4   | 1  | 0  | 0   | 0/0 | 6.2   | 8   | 2   | 2   | 0  | 0   | 9   |
|                      | Mississippi (AA)  | 0-0   | 0.00 | 1   | 1  | 0  | 0   | 0/0 | 4.0   | 1   | 0   | 0   | 0  | 2   | 2   |
|                      | Carolina (Adv-A)  | 0-2   | 3.86 | 16  | 7  | 0  | 0   | 0/0 | 56.0  | 56  | 30  | 24  | 0  | 18  | 44  |
| 2017                 | Gwinnett (AAA)    | 0-0   | 8.64 | 4   | 1  | 0  | 0   | 0/0 | 8.1   | 18  | 9   | 8   | 0  | 6   | 10  |
|                      | Mississippi (AA)  | 3-3   | 2.71 | 26  | 10 | 0  | 0   | 3/4 | 103.0 | 83  | 36  | 31  | 5  | 33  | 98  |
| 2018                 | Mississippi (AA)  | 1-2   | 1.23 | 8   | 7  | 0  | 0   | 0/0 | 29.1  | 24  | 11  | 4   | 1  | 10  | 28  |
|                      | Gwinnett (AAA)    | 7-4   | 3.27 | 16  | 14 | 0  | 0   | 1/1 | 88.0  | 77  | 33  | 32  | 7  | 25  | 76  |
|                      | ATLANTA (MLB)     | 0-1   | 7.20 | 1   | 0  | 0  | 0   | 0/0 | 5.0   | 6   | 4   | 4   | 1  | 3   | 3   |
| Minor League Totals: |                   | 24-25 | 3.38 | 122 | 87 | 1  | 1   | 4/5 | 538.0 | 494 | 244 | 202 | 29 | 150 | 480 |
| Major League Totals: |                   | 0-1   | 7.20 | 1   | 0  | 0  | 0   | 0/0 | 5.0   | 6   | 4   | 4   | 1  | 3   | 3   |

## PARSONS'S 2018 HIGHLIGHTS

- Combined to go 8-6 with a 2.76 ERA (36 ER in 117.1 IP), a .229 BAA and one save (1-for-1) in 24 games (21 starts) between Double-A Mississippi and Triple-A Gwinnett.
- His 2.76 ERA ranked fourth among Braves' minor leaguers (min. 100.0 IP)...also ranked among top five in WHIP (3rd, 1.159), fewest hits/9.0 IP ratio (4th, 7.7), BB/9.0 IP ratio (4th, 2.7), SO/BB ratio (5th, 2.97) and wins (T-5th, 8).
- Opened the season with Mississippi, going 1-2 with a 1.23 ERA (4 ER in 29.1 IP) and a .216 BAA in eight games (7 starts) from 4/7-5/10.
- Posted quality starts in his last two outings with the M-Braves from 5/5-5/10, going 1-0 with a 0.00 ERA (0 ER in 13.0 IP).
- Tossed 6.0 scoreless innings (2 H, 3 BB, 5 SO) and went 2-for-3 with a double and two RBI on 5/5 at Pensacola, earning the win in a 7-1 victory.
- Struck out nine over 7.0 scoreless, four-hit innings in a no-decision on 5/10 vs. Mobile, a 3-2 win.
- Promoted to Gwinnett on 5/15 and went 7-4 with a 3.27 ERA (32 ER in 88.0 IP), a .233 BAA and nine quality starts in 16 games (14 starts).
- Named the Stripers' July Pitcher of the Month by Atlanta (3-0, 1.88 ERA, .247 BAA in 4 games, 3 starts).
- Won three-straight starts from 7/6-7/21, yielding just three earned runs over 18.0 innings for a 1.50 ERA.
- Called up to Atlanta three times (contract selected on 6/27, recalled on 8/1 and 8/7), but didn't make his MLB debut in his first two stints.
- Finally made his MLB debut on 8/9 at Washington (loss, 6.0 IP, 6 H, 4 R, 4 ER, 1 HR, 3 BB, 3 SO in 6-3 loss)...optioned back to Gwinnett on 8/10.
- Won his final start of the season on 9/1 vs. Charlotte (6.0 IP, 4 H, 1 R, 1 ER, 1 BB, 2 SO in 2-1 win).
- With Gwinnett, was a perfect 5-0 in seven games at Coolray Field, producing a 2.33 ERA (10 ER in 38.2 IP) and .222 BAA at home.
- Recalled by Atlanta on 10/1, but was not on the Braves' NLDS roster.
- Following the season, pitched for Estrellas Orientales of the Dominican Winter League, going 0-1 with a 3.54 ERA (8 ER in 20.1 IP) in five games (4 starts).
- Entering 2019, is ranked the Braves' No. 24 prospect by *Baseball America*.

## PARSONS'S CAREER NOTES

**2017:** Combined to go 3-3 with a 3.15 ERA (39 ER in 111.1 IP), a .240 BAA and three saves in 30 games (11 starts) between Double-A Mississippi and Triple-A Gwinnett ... Logged 26 total games (10 starts) with Mississippi, going 3-3 with a 2.71 ERA, a .219 BAA and three saves ... In his 10 starts for the M-Braves, went 2-1 with a 2.06 ERA (12 ER in 52.1 IP), a .207 BAA and three quality starts ... Tossed 7.0 scoreless innings twice in starts, on 7/15 at Pensacola (win, 2 H, 1 BB, 8 SO in 2-0 win) and 8/20 vs. Pensacola (ND, 3 H, 1 BB, 6 SO in 3-2 win) ... Turned in 6.0 innings of relief (6 H, 1 R, 1 ER, 1 BB, 7 SO) on 8/1 at Mobile ... All three of his saves were multi-inning efforts, 4/14 at Tennessee (3.0 IP, 3 H, 1 R, 0 ER), 5/4 at Birmingham (3.0 IP, 0 H, 0 R) and 8/10 at Jacksonville (2.0 IP, 1 H, 0 R) ... Named Mississippi's Pitcher of the Month for May (0-0, 1.69 ERA, .094 BAA in 5 games, 2 starts) ... Promoted to Gwinnett three times (4/27, 5/23, 6/9) and went 0-0 with an 8.64 ERA in four games (1 start) ... Made his first career Triple-A start on 5/31 at Louisville (ND, 4.0

IP, 9 H, 3 R, 2 ER, 1 BB, 5 SO in 7-5 loss).

**2016:** Pitched at three levels of the Braves' system, going 0-2 with a 3.51 ERA (26 ER in 66.2 IP) in 21 games (9 starts) between the GCL Braves, Advanced-A Carolina and Double-A Mississippi ... Opened with Carolina, posting a 4.73 ERA (14 ER in 26.2 IP) over 11 games (3 starts) before being placed on the 7-day disabled list on 5/25 (left oblique strain) ... Made four rehab appearances in the GCL before being reinstated on 8/7 ... Made his Double-A debut for Mississippi on 8/7 vs. Mobile, starting and tossing 4.0 scoreless, one-hit innings (2 BB, 2 SO) in a no-decision ... Returned to Carolina to finish the year, going 0-2 with a 3.07 ERA (10 ER in 29.1 IP) in five games (4 starts) from 8/12-9/5 ... In his final start of the year on 9/5 vs. Winston-Salem, fired 8.0 scoreless, two-hit innings (3 BB, 4 SO) in a no-decision as the Mudcats won 1-0.

**2015:** Entered the season ranked the Braves' No. 22 prospect by *Baseball America* ... Limited to just five ap



## PARSONS'S CAREER NOTES (Continued)

pearances (4 starts) due to shoulder issues ... Combined to go 2-0 with a 2.75 ERA (6 ER in 19.2 IP) between the GCL Braves, Class-A Rome and Advanced-A Carolina ... Opened the year on the disabled list (right shoulder tendinitis) ... Activated on 7/16, but returned to the disabled list on 7/22 through the end of the season (right shoulder strain) ... Struck out 14 batters over 9.2 innings across three rehab appearances in the GCL.

**2014:** Entered the season ranked the Braves' No. 20 prospect by *BA* ... Ranked third on Advanced-A Lynchburg's pitching staff in starts (23) and innings (113.1), going 4-7 with a 5.00 ERA ... Missed nearly three weeks with right biceps tendinitis, going on the disabled list from 7/11-7/31 ... Pitched a season-high 7.0 innings four times, including 6/6 vs. Salem (ND, 3 H, 1 R, 0 ER, 1 BB, 8 SO in 2-1 win).

**2013:** Made his professional debut with Class-A Rome, going 7-7 with a 2.63 ERA and a .224 BAA in 19 starts ... His 2.63 ERA ranked second-lowest on the club among pitchers with at least 10 starts, trailing only Lucas Sims (2.62) ... Led Rome starters in SO/BB rate with a 4.81 mark (101 SO/21 BB) ... Named Rome's Pitcher of the Month for both June (2-2, 2.14 ERA, 8 ER in 33.2 IP, 38 SO in 6 games) and August (4-1, 1.44 ERA, 5 ER in 31.1 IP, 28 SO in 5 games) ... Tossed Rome's only complete-game shutout of the year on 8/4 vs. Lexington (9.0 IP, 2 H, 0 BB, 7 SO in 1-0 victory) ... Pitched 16.0 scoreless innings over

two starts from 8/4-8/9, yielding just four hits and no walks while striking out 15.

**MISC:** Attended Jackson State Community College in Jackson, TN.


**TRANSACTIONS:** Signed by the Atlanta Braves as a non-drafted free agent (7/30/12).

### SINGLE-GAME CAREER HIGHS

|            |                                    |
|------------|------------------------------------|
| <b>IP:</b> | 9.0 (8/4/13, ROM vs. LEX)          |
| <b>SO:</b> | 9 (4x, last: 5/29/18, GWN @ IND)   |
| <b>BB:</b> | 4 (7/7/13, ROM vs. ASH)            |
| <b>H:</b>  | 9 (4x, last: 7/21/17, MIS vs. BLX) |
| <b>ER:</b> | 7 (7/5/14, LYN vs. FRE)            |



Photo: Karl L. Moore / Gwinnett Stripers



## PHILIP PFEIFER - PITCHER

**B/T:** Left / Left      **HT/WT:** 6-0 / 205  
**BORN:** July 15, 1992 in Knoxville, TN  
**OPENING DAY AGE:** 26      **PRO SEASON:** 5th  
**MLB DEBUT:** None      **MLB SERVICE:** 0.000  
**ACQUIRED:** Via trade with the Los Angeles Dodgers in exchange for RHP Bud Norris, OF Dian Toscano, a PTBNL and cash on June 30, 2016.

### PFEIFER'S CAREER PITCHING STATS

| YEAR                 | CLUB                 | W-L | ERA  | G   | GS | CG | SHO | SV   | IP    | H   | R  | ER | HR | BB  | SO  |
|----------------------|----------------------|-----|------|-----|----|----|-----|------|-------|-----|----|----|----|-----|-----|
| 2015                 | Ogden (Rk)           | 0-0 | 0.00 | 1   | 1  | 0  | 0   | 0/0  | 1.2   | 1   | 0  | 0  | 0  | 3   | 2   |
| 2016                 | Great Lakes (A)      | 1-0 | 0.00 | 3   | 0  | 0  | 0   | 0/0  | 6.0   | 2   | 1  | 0  | 0  | 1   | 9   |
|                      | Rancho Cucu. (Adv-A) | 2-1 | 3.33 | 14  | 0  | 0  | 0   | 0/0  | 24.1  | 21  | 9  | 9  | 1  | 17  | 33  |
|                      | Carolina (Adv-A)     | 0-0 | 2.57 | 6   | 0  | 0  | 0   | 2/2  | 7.0   | 3   | 2  | 2  | 0  | 4   | 10  |
| 2017                 | Mississippi (AA)     | 1-0 | 4.35 | 11  | 0  | 0  | 0   | 0/0  | 10.1  | 9   | 6  | 5  | 0  | 6   | 8   |
|                      | Mississippi (AA)     | 1-3 | 3.45 | 30  | 0  | 0  | 0   | 3/6  | 44.1  | 37  | 18 | 17 | 2  | 33  | 68  |
|                      | Gwinnett (AAA)       | 0-2 | 3.60 | 11  | 1  | 0  | 0   | 1/3  | 15.0  | 10  | 6  | 6  | 0  | 9   | 9   |
| 2018                 | Mississippi (AA)     | 0-0 | 2.51 | 10  | 0  | 0  | 0   | 0/1  | 14.1  | 9   | 7  | 4  | 1  | 11  | 15  |
|                      | Gwinnett (AAA)       | 2-3 | 6.86 | 29  | 1  | 0  | 0   | 0/2  | 40.2  | 39  | 38 | 31 | 1  | 29  | 37  |
| Minor League Totals: |                      | 7-9 | 4.07 | 115 | 3  | 0  | 0   | 6/14 | 163.2 | 131 | 87 | 74 | 5  | 113 | 191 |

### PFEIFER'S 2018 SEASON

- Opened the season rated the Braves' No. 29 prospect by *Baseball America*.
- Combined to go 2-3 with a 5.73 ERA (35 ER in 55.0 IP) and a .238 BAA in 39 games (1 start) between Double-A Mississippi and Triple-A Gwinnett.
- Opened and closed the season with Gwinnett, going 2-3 with a 6.86 ERA (31 ER in 40.2 IP), a .260 BAA and 0 saves (0-for-2) in 29 games (1 start).
- Posted an 8.10 ERA (24 ER in 26.2 IP) in 18 games with the Stripers before being transferred to Mississippi on 6/9.
- Made a 1.0-inning spot start on 4/25 at Rochester, a no-decision (2 H, 2 R, 2 ER, 1 BB, 0 SO in 8-3 loss).
- In 10 outings with the M-Braves from 6/13-7/29, went 0-0 with a 2.51 ERA (4 ER in 14.1 IP), a .173 BAA and 0 saves (0-for-1) in 10 games.
- Returned to Gwinnett on 8/1 and went 2-2 with a 4.50 ERA (7 ER in 14.0 IP) and a .152 BAA over his final 11 appearances.

### PFEIFER'S CAREER NOTES

**2017:** Combined to go 1-5 with a 3.49 ERA (23 ER in 59.1 IP), a .219 BAA and four saves (4-for-9) in 41 games (1 start) between Mississippi and Gwinnett ... Opened the season with Mississippi, going 1-3 with a 3.45 ERA, a .227 BAA and three saves in 30 appearances ... Posted a 0.69 ERA (2 ER in 26.0 IP) over his final 18 outings with the M-Braves from 5/25-7/27 ... Did not allow a run over eight outings (10.2 IP) in the month of June, going 1-0 with a .194 BAA and two saves ... Named Mississippi's Pitcher of the Month for July by Atlanta (0-2, 1.38 ERA, .170 BAA, 1 save in 8 games) ... Promoted to Gwinnett on 7/31 and went 0-2 with a 3.60 ERA, a .192 BAA and one save in 11 games (1 start) ... Made his Triple-A debut on 7/31 vs. Norfolk, pitching 1.0 scoreless inning (0 H, 1 BB, 0 SO) ... Earned his first career Triple-A save on 8/19 at Buffalo (2.0 IP, 0 H, 0 BB, 2 SO), finishing off a one-hitter in a 1-0 win ... Made just his second career start on 9/2 vs. Durham (G2 of DH), taking the loss (3.0 IP, 3 H, 2 R, 2 ER, 1 BB, 1 SO).


**2016:** Combined to go 4-1 with a 3.02 ERA (16 ER in 47.2 IP) and two saves in 34 outings between four teams in the Los Angeles Dodgers and Atlanta Braves organizations ... Struck out 60 batters over 47.2 innings for an 11.3 SO/9.0 IP ratio ... Opened with Class-A Great Lakes, going 1-0 with a 0.00 ERA over three outings ... Earned his first professional win on 5/5 vs. Cedar Rapids (2.0 IP, 1 H, 0 R, 3 SO) ... Made 14 appearances with Advanced-A Rancho Cucamonga, going 2-1 with a 3.33 ERA ... Acquired by Atlanta via trade on 6/30 and assigned to Advanced-A Carolina, where he went 0-0 with a 2.57 ERA and two saves in six games ... Earned saves in consecutive appearances on 7/6 vs. Salem and 7/10 at Potomac, striking out five over 2.2 scoreless innings ... Finished the year with Double-A Mississippi, going 1-0 with a 4.35 ERA in 11 games.

**2015:** Made just one start with Rookie-level Ogden in his professional debut, tossing 1.2 scoreless, one-hit innings on 7/24 at Grand Junction (3 BB, 2 SO).

**TRANSACTIONS:** Selected by the Los Angeles Dodgers in the third round of the 2015 June draft out of Vanderbilt University (Nashville, TN) ... Traded by the Dodgers to the Atlanta Braves along with RHP Caleb Dirks in exchange for RHP Bud Norris, OF Dian Toscano, a PTBNL and cash (6/30/16).

### SINGLE-GAME CAREER HIGHS

**IP:** 3.0 (4x, last: 8/25/18, GWN @ CHA)  
**SO:** 5 (3x, last: 5/25/17, MIS vs. PNS)  
**BB:** 4 (4/17/17, MIS vs. MOB)  
**H:** 4 (2x, last: 6/6/18, GWN vs. LHV)  
**ER:** 4 (4x, last: 9/3/18, GWN vs. CHA)



## AUSTIN RILEY - INFIELDER

**B/T:** Right / Right **HT/WT:** 6-3 / 240  
**BORN:** April 2, 1997 in Memphis, TN  
**OPENING DAY AGE:** 22 **PRO SEASON:** 5th  
**MLB DEBUT:** None **MLB SERVICE:** 0.000  
**ACQUIRED:** Selected by the Braves in Competitive Balance Round A of the 2015 June draft out of DeSoto Central High School (Southaven, MS).

### RILEY'S CAREER HITTING STATS

| YEAR                 | CLUB             | AVG  | G   | AB   | R   | H   | 2B  | 3B | HR | RBI | BB  | SO  | SB | OBP  | SLG  |
|----------------------|------------------|------|-----|------|-----|-----|-----|----|----|-----|-----|-----|----|------|------|
| 2015                 | GCL Braves (Rk)  | .255 | 30  | 106  | 18  | 27  | 5   | 0  | 7  | 21  | 12  | 37  | 2  | .331 | .500 |
|                      | Danville (Rk)    | .351 | 30  | 111  | 18  | 39  | 9   | 1  | 5  | 19  | 14  | 28  | 0  | .443 | .586 |
| 2016                 | Rome (A)         | .271 | 129 | 495  | 68  | 134 | 39  | 2  | 20 | 80  | 39  | 147 | 3  | .324 | .479 |
| 2017                 | Florida (Adv-A)  | .252 | 81  | 306  | 43  | 77  | 10  | 1  | 12 | 47  | 23  | 74  | 0  | .310 | .408 |
|                      | Mississippi (AA) | .315 | 48  | 178  | 28  | 56  | 9   | 1  | 8  | 27  | 20  | 50  | 2  | .389 | .511 |
| 2018                 | Mississippi (AA) | .333 | 27  | 99   | 17  | 33  | 10  | 3  | 6  | 20  | 8   | 28  | 0  | .394 | .677 |
|                      | GCL Braves (Rk)  | .278 | 6   | 18   | 3   | 5   | 3   | 0  | 1  | 3   | 3   | 6   | 0  | .409 | .611 |
|                      | Gwinnett (AAA)   | .282 | 75  | 291  | 41  | 82  | 17  | 0  | 12 | 47  | 26  | 95  | 1  | .346 | .464 |
| Minor League Totals: |                  | .282 | 426 | 1604 | 236 | 453 | 102 | 8  | 71 | 264 | 145 | 465 | 8  | .347 | .489 |

### RILEY'S 2018 SEASON

- Entered the season rated the Braves' No. 6 prospect and the No. 54 overall prospect by *Baseball America*.
- Also rated the Braves' No. 8 prospect and No. 97 overall prospect by MLB.com.
- Received the 2018 Hank Aaron Award for Atlanta's Minor League Player of the Year...also named Gwinnett's Player of the Year for 2018.
- Named Atlanta Braves 2018 Hitting Prospect of the Year by MLB Pipeline.com.
- Hit .294 (30 2B, 3 3B, 19 HR, 61 R, 70 RBI, 1 SB, .360 OBP, .522 SLG, .882 OPS) in 108 games between the GCL Braves, Mississippi and Gwinnett.
- Ranked among Braves' MiLB top five in slugging (1st, .522), home runs (2nd, 19), doubles (2nd, 30), total bases (2nd, 213), batting (3rd, .294), RBI (3rd, 70), on-base percentage (3rd, .360), runs (5th, 61), hits (5th, 120) and OPS (5th, .882).
- Opened the year with Double-A Mississippi, batting .333 (10 2B, 3 3B, 6 HR, 17 R, 20 RBI, .394 OBP, .677 SLG, 1.071 OPS) in 27 games from 4/5-5/5.
- As of 5/6, ranked among Southern League leaders in slugging (1st, .667), extra-base hits (1st, 19), total bases (1st, 67), homers (T-1st, 6), RBI (2nd, 20), doubles (T-2nd, 10), hits (5th, 33) and batting (9th, .333).
- Named M-Braves' April Player of the Month by Atlanta (.310, 8 2B, 3 3B, 4 HR, 13 R, 15 RBI in 23G).
- Promoted to Gwinnett on 5/7 and batted .282 (17 2B, 12 HR, 41 R, 47 RBI, 1 SB, .346 OBP, .464 SLG, .810 OPS) in 75 games on his Triple-A debut.
- In his seventh Triple-A game on 5/13 vs. Norfolk, set career highs and matched Gwinnett single-game records in homers (3) and RBI (8), going 4-for-5 in a 10-0 rout...was the second Gwinnett player with a three-homer game (Derrick Mitchell, 5/9/14 at Lehigh Valley) and second Gwinnett player with an eight-RBI game (Mauro Gomez, 7/25/11 at Norfolk)...his third homer of the day was a grand slam.
- Named Gwinnett's May Player of the Month by Atlanta (.293, 3 2B, 4 HR, 10 R, 18 RBI in 23G).
- Missed time on the Stripers' disabled list from 6/6-7/11 with a right knee injury.
- Played six rehab games for the GCL Braves from 7/5-7/11 (.278, 3 2B, 1 HR, 3 R, 3 RBI) before being activated on 7/12.
- Hit .280 (14 2B, 8 HR, 31 R, 29 RBI, .346 OBP, .481 SLG, .827 OPS) in 49 games after rejoining the Stripers on 7/12.
- Ranked T-1st in MiLB in homers (7) and T-6th in RBI (17) from 8/21-9/3, batting .311 with a 1.059 OPS in that span.
- Posted a 10-game hitting streak from 8/22-8/31, batting .366 (3 2B, 5 HR, 14 R, 14 RBI).
- Entering 2019, is ranked the No. 22 prospect in baseball by BA and the No. 38 prospect in baseball by MLB.com...also ranked the Braves' No. 1 prospect by BA and No. 5 prospect by MLB.com.
- Selected as a non-roster invitee to Braves Spring Training for 2019.

### RILEY'S CAREER NOTES

**2017:** Entered the season ranked the Braves' No. 11 prospect by BA and No. 13 prospect by MLB.com ... Between Advanced-A Florida and Double-A Mississippi, batted .275 (19 2B, 2 3B, 20 HR, 71 R, 74 RBI, 2 SB) in 129 games ... Made his debuts at both levels ... Ranked among Braves MiLB leaders in hits (2nd, 133), homers (3rd, 20), RBI (3rd, 74), games (3rd, 129), slugging (T-7th, .446), OPS (8th, .786) and walks (T-9th, 43) ... Opened the season with Florida, batting .252 with 12 homers and 47 RBI in 81 games ... Named Florida State League Player of the Week on 5/7 after hitting .462 (3 HR, 10 RBI) over seven games ... Named Florida's Player of the Month for May, batting .282 (4 2B, 4 HR, 16 R, 21 RBI, .456 SLG) ... Named a FSL Midseason All-Star (.254, 6 2B, 1 3B, 9 HR, 37 R, 38 RBI in first half) ... Promoted to Mississippi on 7/13, where he hit .315 with eight homers, 27 RBI and a .389 OBP in 48 games ... Named Mississippi's Player of the Month for August (.347, 7 2B, 6 HR, 17 R, 19 RBI in 25 games) ...

Following the season, named an Atlanta Braves Organization All-Star by MiLB.com ... Smacked six homers and tallied 18 RBI for Peoria of the Arizona Fall League, batting .300 (5 2B, 1 3B, 11 R, .657 SLG) in 17 games ... Hit for the cycle on 10/26 vs. Mesa, going 4-for-6 with five RBI ... It was the first cycle in the AFL since 2008 ... Named to the AFL All-Prospect Team and selected to the AFL Rising Stars Game.

**2016:** Named by BA as Atlanta's No. 8 prospect entering 2016, as well as the "Best Power Hitter" in the system ... Played his first full professional season with Class-A Rome and batted .271 with 61 extra-base hits, 68 runs and 80 RBI in 129 games to earn Rome's Player of the Year honors from the organization ... Ended the season leading all Atlanta minor leaguers in home runs (20), doubles (39) and total bases (237), while sitting near the top in RBI (2nd, 80), slugging (3rd, .479), OPS (3rd, .803), runs (T-3rd, 68)

## RILEY'S CAREER NOTES (Continued)

and hits (4th, 134) ... Finished second in the South Atlantic League in home runs and doubles, and third in RBI ... Fourteen of his 20 homers came in his final 45 games, during which he hit 15 doubles and slugged .632 with 43 RBI ... Had the first multi-homer game of his career on 8/12 at Hickory, going 2-for-3 with a pair of solo shots ... Fell a triple short of the cycle on 8/11 at Hickory, going 3-for-4 with two runs, one double, a homer and three RBI ... Closed the season on a 19-game hitting streak, batting .361 (26-for-72) with 13 extra-base hits and 20 RBI from 8/16-9/5 ... Batted .315 (23-for-73) against left-handed pitching ... Posted 36 multi-hit games, including eight three-hit efforts ... Had eight RBI in seven postseason games, batting .231 (6-for-26, 2 2B, 2 HR, 4 R) as Rome won the SAL Championship.

**2015:** Split his first season between the GCL Braves and Rookie-level Danville ... Was named Danville's Player of the Year by the organization after batting .351 with five home runs and 19 RBI in 30 games with the club ... Combined to bat .304 with 12 home runs and 40 RBI in 60 games between the two stops ... Led the GCL Braves with seven home runs at the time of his move to Danville, where he proceeded to lead the D-Braves with five homers in 111 at-bats ... Led all Atlanta minor leaguers with a .933 OPS and .544 slugging percentage (min. 25 at-bats), while his 12 home runs on the season were tied for second-most in the system, despite coming in just 60 games ... Also finished in the Top 10 among Braves prospects in average (T-6th, .304) ... Named by BA as the No. 2 prospect in the Appalachian League, as well as the No. 10 prospect in the GCL at season's end ... Also named by BA as the "Best

Pure Hitter," "Best Power Hitter," "Best Athlete" and "Best Pro Debut" among the Braves' 2015 draft class.

**AWARDS & HONORS:** Appalachian League Player of the Week (8/31/15) ... MiLB.com Gulf Cost League Player of the Month (7/2015) ... Rookie-level Danville Player of the Year (2015) ... *Baseball America* Rookie All-Star (2015) ... Class-A Rome Player of the Year (2016) ... BA Low Class-A All-Star (2016) ... Florida State League Player of the Week (5/7/17) ... FSL Midseason All-Star (2017) ... Arizona Fall League All-Prospect Team (2017) ... AFL Rising Stars Game (2017) ... Atlanta Braves Minor League Player of the Year (2018) ... Triple-A Gwinnett Player of the Year (2018) ... MLB Pipeline.com Braves Hitting Prospect of the Year (2018) ... MiLB.com Braves Organization All-Star (2015, 2016, 2017, 2018).

**TRANSACTIONS:** Selected by the Atlanta Braves in Competitive Balance Round A (41st overall) of the 2015 June draft out of DeSoto Central High School (Southaven, MS).

### SINGLE-GAME CAREER HIGHS

|             |                                    |
|-------------|------------------------------------|
| <b>H:</b>   | 4 (4x, last: 8/10/18, GWN @ SYR)   |
| <b>HR:</b>  | 3 (5/13/18, GWN vs. NOR)           |
| <b>RBI:</b> | 8 (5/13/18, GWN vs. NOR)           |
| <b>R:</b>   | 3 (6x, last: 5/13/18, GWN vs. NOR) |
| <b>SB:</b>  | 1 (8x, last: 5/12/18, GWN vs. NOR) |



Photo: Bob Chadwick / Gwinnett Stripers





## BEN ROWEN - PITCHER

**B/T:** Right / Right **HT/WT:** 6-4 / 200  
**BORN:** November 15, 1988 in Ranchos Palos Verdes, CA  
**OPENING DAY AGE:** 30 **PRO SEASON:** 10th  
**MLB DEBUT:** 6/15/14 with TEX **MLB SERVICE:** 0.061  
**ACQUIRED:** Signed by the Atlanta Braves as a minor league free agent on February 2, 2019.

### ROWEN'S CAREER PITCHING STATS

| YEAR                 | CLUB                 | W-L   | ERA   | G   | GS | CG | SHO | SV    | IP    | H   | R   | ER  | HR | BB | SO  |
|----------------------|----------------------|-------|-------|-----|----|----|-----|-------|-------|-----|-----|-----|----|----|-----|
| 2010                 | Spokane (SS-A)       | 2-0   | 1.09  | 21  | 0  | 0  | 0   | 1/2   | 33.0  | 18  | 4   | 4   | 0  | 14 | 30  |
| 2011                 | Hickory (A)          | 5-4   | 1.98  | 33  | 0  | 0  | 0   | 2/3   | 59.0  | 55  | 26  | 13  | 1  | 18 | 43  |
| 2012                 | Myrtle Beach (Adv-A) | 5-0   | 1.57  | 38  | 0  | 0  | 0   | 19/20 | 57.1  | 41  | 10  | 10  | 2  | 3  | 52  |
| 2013                 | Frisco (AA)          | 3-0   | 0.53  | 31  | 0  | 0  | 0   | 10/10 | 33.2  | 23  | 3   | 2   | 1  | 11 | 28  |
|                      | Round Rock (AAA)     | 3-1   | 0.84  | 20  | 0  | 0  | 0   | 3/6   | 32.0  | 18  | 5   | 3   | 0  | 6  | 30  |
| 2014                 | Round Rock (AAA)     | 3-0   | 3.45  | 34  | 0  | 0  | 0   | 5/7   | 47.0  | 47  | 22  | 18  | 2  | 9  | 31  |
|                      | TEXAS (MLB)          | 0-0   | 4.15  | 8   | 0  | 0  | 0   | 0/0   | 8.2   | 10  | 4   | 4   | 0  | 4  | 7   |
| 2015                 | Norfolk (AAA)        | 0-0   | 2.79  | 6   | 0  | 0  | 0   | 0/0   | 9.2   | 8   | 3   | 3   | 0  | 3  | 6   |
|                      | Bowie (AAA)          | 2-0   | 2.28  | 20  | 0  | 0  | 0   | 1/1   | 27.2  | 24  | 7   | 7   | 1  | 3  | 18  |
|                      | Iowa (AAA)           | 2-0   | 0.00  | 8   | 0  | 0  | 0   | 0/0   | 9.1   | 6   | 0   | 0   | 0  | 1  | 7   |
|                      | Buffalo (AAA)        | 0-1   | 2.00  | 14  | 0  | 0  | 0   | 1/2   | 18.0  | 12  | 4   | 4   | 0  | 1  | 11  |
| 2016                 | Buffalo (AAA)        | 0-4   | 2.47  | 37  | 0  | 0  | 0   | 1/2   | 47.1  | 46  | 13  | 13  | 0  | 11 | 33  |
|                      | Col. Springs (AAA)   | 0-0   | 1.69  | 8   | 0  | 0  | 0   | 0/0   | 10.2  | 11  | 2   | 2   | 0  | 3  | 12  |
|                      | MILWAUKEE (MLB)      | 0-0   | 15.00 | 4   | 0  | 0  | 0   | 0/0   | 3.0   | 10  | 6   | 5   | 0  | 0  | 2   |
| 2017                 | Las Vegas (AAA)      | 3-3   | 4.41  | 54  | 0  | 0  | 0   | 0/0   | 63.1  | 80  | 35  | 31  | 6  | 13 | 52  |
| 2018                 | Louisville (AAA)     | 0-2   | 9.28  | 10  | 0  | 0  | 0   | 0/1   | 10.2  | 19  | 15  | 11  | 3  | 2  | 7   |
| Minor League Totals: |                      | 28-15 | 2.37  | 334 | 0  | 0  | 0   | 43/54 | 458.2 | 408 | 149 | 121 | 17 | 99 | 360 |
| Major League Totals: |                      | 0-0   | 6.94  | 12  | 0  | 0  | 0   | 0/0   | 11.2  | 20  | 10  | 9   | 0  | 4  | 9   |

### ROWEN'S 2018 SEASON

- Signed as a minor league free agent by the Cincinnati Reds on 2/19 and invited to Spring Training.
- Opened the season with Triple-A Louisville, going 0-2 with a 9.28 ERA in 10 relief appearances.
- Posted a 1.50 ERA (1 ER in 6.0 IP) in five home games with the Bats.
- Released by the Reds on 5/9 and was a free agent until signing with Atlanta on 2/2/19.

### ROWEN'S CAREER NOTES

**2017:** Spent the entire season with Triple-A Las Vegas ... Went 3-3 with a 4.41 ERA in 54 relief appearances ... His 54 appearances ranked second in the Pacific Coast League ... Among PCL relievers, had the second-lowest BB/9.0 IP ratio (1.71).

**2016:** Began the season with Triple-A Buffalo ... Named an International League Midseason All-Star after posting a 2.25 ERA (10 ER in 40.0 IP) in 31 first-half outings ... Designated for assignment by Toronto on 8/1 ... Claimed off waivers by Milwaukee on 8/4 and assigned to Triple-A Colorado Springs ... Recalled by the Brewers on 9/2 and made four appearances in September.

**2015:** Went 4-1 with a 1.95 ERA (14 ER in 64.2 IP), a .221 BAA and two saves (2-for-3) in 48 outings between the Baltimore, Chicago Cubs and Toronto organizations.

**2014:** Began the year with Triple-A Round Rock of the Texas Rangers organization, going 3-0 with a 3.45 ERA and five saves (5-for-7) in 34 appearances ... Recalled by Texas on 6/11 and made his Major League debut on 6/15 at Seattle (1.0 IP, 0 H, 0 R, 0 BB, 0 SO) ... Made eight appearances for the Rangers from 6/15-7/3, posting a 4.15 ERA ... Released by the Rangers on 12/19.

**2013:** Changed to a "submarine" delivery ... Named a MiLB.com Rangers Organization All-Star after going 6-1 with a 0.69 ERA (5 ER in 65.2 IP), a .177 BAA and 13 saves (13-for-16) in 51 appearances across two levels ... Posted a 29.2-inning scoreless streak from 5/6-7/14.

**2012:** Named Texas Rangers Minor League Reliever of the Year, MiLB.com Rangers Organization All-Star and a Carolina League Postseason All-Star after going 5-0 with a 1.57 ERA, a .201 BAA and a league-high 19 saves (19-for-20) in 38 relief outings with Advanced-A Myrtle Beach ...

Tossed 1.0 scoreless inning with one save in the CL playoffs ... Made 14 appearances with Surprise in the Arizona Fall League (0-1, 3.21 ERA) ... Posted a 1.80 ERA in five outings with Caracas in the Venezuelan Winter League.

**AWARDS & HONORS:** Carolina League Postseason All-Star (2012) ... MiLB.com Staff Choice for "Best Relief Pitcher" (2012) ... Texas Rangers Minor League Reliever of the Year (2012) ... MiLB.com Rangers Organization All-Star (2012, 2013) ... Texas League Midseason All-Star (2013) ... International League Midseason All-Star (2016).

**TRANSACTIONS:** Selected by the Texas Rangers in the 22nd round of the 2010 June Draft out of Virginia Tech University (Blacksburg, VA) ... Signed by the Los Angeles Dodgers as a minor league free agent (1/24/15) ... Traded by the Dodgers along with C Chris O'Brien to the Baltimore Orioles in exchange for C Brian Ward, RHP Ryan Webb and 2015 competitive balance round B pick (4/9/15) ... Signed by the Chicago Cubs as a minor league free agent (7/5/15) ... Claimed off waivers from the Cubs by the Toronto Blue Jays (8/3/15) ... Claimed off waivers from the Blue Jays by the Milwaukee Brewers (8/4/16) ... Signed by the New York Mets as a minor league free agent (12/15/16) ... Signed by the Cincinnati Reds as a minor league free agent (2/19/18) ... Signed by the Atlanta Braves as a minor league free agent (2/2/19).

### SINGLE-GAME CAREER HIGHS

**IP:** 4.0 (4x last: 5/17/15, BOW vs. RIC)  
**SO:** 5 (8/5/13, RR @ SAC)  
**BB:** 3 (5x last: 6/25/15, BOW vs. NBR)  
**H:** 8 (8/4/14, RR vs. MEM)  
**ER:** 4 (5x, last: 5/5/18, LOU @ LHV)





## ANDRES SANTIAGO - PITCHER

**B/T:** Right / Right **HT/WT:** 6-2 / 200  
**BORN:** October 26, 1989 in Bayamon, Puerto Rico  
**OPENING DAY AGE:** 29 **PRO SEASON:** 13th  
**MLB DEBUT:** None **MLB SERVICE:** 0.000  
**ACQUIRED:** Signed by the Atlanta Braves as a minor league free agent on March 14, 2017.

### SANTIAGO'S CAREER PITCHING STATS

| YEAR                       | CLUB                 | W-L   | ERA  | G   | GS  | CG | SHO | SV  | IP    | H   | R   | ER  | HR | BB  | SO  |
|----------------------------|----------------------|-------|------|-----|-----|----|-----|-----|-------|-----|-----|-----|----|-----|-----|
| 2007                       | GCL Dodgers (Rk)     | 1-0   | 4.50 | 8   | 0   | 0  | 0   | 0/0 | 12.0  | 12  | 6   | 6   | 0  | 9   | 6   |
| 2008                       | GCL Dodgers (Rk)     | 1-0   | 4.00 | 4   | 4   | 0  | 0   | 0/0 | 18.0  | 22  | 10  | 8   | 1  | 8   | 8   |
| 2009                       | AZL Dodgers (Rk)     | 3-4   | 7.17 | 14  | 3   | 0  | 0   | 2/3 | 42.2  | 54  | 45  | 34  | 2  | 14  | 38  |
| 2010                       | AZL Dodgers (Rk)     | 2-0   | 2.18 | 6   | 3   | 0  | 0   | 0/0 | 20.2  | 20  | 7   | 5   | 1  | 3   | 17  |
| 2011                       | Rancho Cucu. (Adv-A) | 8-5   | 5.03 | 28  | 20  | 0  | 0   | 0/0 | 121.2 | 150 | 76  | 68  | 10 | 48  | 113 |
| 2012                       | Rancho Cucu. (Adv-A) | 5-3   | 3.96 | 16  | 14  | 0  | 0   | 0/0 | 86.1  | 69  | 41  | 38  | 6  | 27  | 96  |
|                            | Chattanooga (AA)     | 1-2   | 2.77 | 6   | 4   | 0  | 0   | 0/0 | 26.0  | 21  | 11  | 8   | 1  | 13  | 26  |
| 2013                       | Chattanooga (AA)     | 5-12  | 4.97 | 30  | 25  | 1  | 1   | 0/1 | 134.0 | 116 | 78  | 74  | 9  | 74  | 109 |
| 2014                       | Chattanooga (AA)     | 6-8   | 4.47 | 26  | 24  | 1  | 1   | 0/1 | 129.0 | 131 | 77  | 64  | 16 | 53  | 98  |
| 2015                       | Iowa (AAA)           | 0-0   | 0.00 | 2   | 0   | 0  | 0   | 0/0 | 5.1   | 5   | 0   | 0   | 0  | 5   | 4   |
|                            | Tennessee (AA)       | 4-5   | 4.17 | 24  | 7   | 0  | 0   | 1/2 | 73.1  | 72  | 36  | 34  | 2  | 31  | 51  |
| 2016                       | Sussex Cty. (CanAm)  | 2-6   | 4.50 | 22  | 8   | 0  | 0   | 6   | 60.0  | 77  | 42  | 30  | 3  | 19  | 55  |
|                            | New Jersey (CanAm)   | 1-0   | 2.57 | 6   | 0   | 0  | 0   | 2   | 7.0   | 7   | 4   | 2   | 1  | 1   | 7   |
| 2017                       | Rome (A)             | 0-0   | 0.00 | 2   | 0   | 0  | 0   | 0/0 | 6.1   | 4   | 2   | 0   | 0  | 1   | 5   |
|                            | Gwinnett (AAA)       | 2-0   | 0.00 | 4   | 0   | 0  | 0   | 0/0 | 10.0  | 7   | 0   | 0   | 0  | 1   | 7   |
|                            | Mississippi (AA)     | 0-2   | 6.11 | 5   | 3   | 0  | 0   | 0/0 | 17.2  | 29  | 14  | 12  | 1  | 10  | 9   |
|                            | Florida (Adv-A)      | 2-6   | 7.19 | 15  | 4   | 0  | 0   | 0/1 | 41.1  | 52  | 38  | 33  | 4  | 15  | 51  |
| 2018                       | Mississippi (AA)     | 4-2   | 3.55 | 9   | 8   | 1  | 0   | 0/0 | 50.2  | 54  | 21  | 20  | 6  | 6   | 40  |
|                            | Gwinnett (AAA)       | 2-4   | 5.60 | 17  | 7   | 0  | 0   | 0/1 | 54.2  | 53  | 39  | 34  | 7  | 32  | 38  |
| Minor League Totals:       |                      | 46-53 | 4.64 | 216 | 126 | 3  | 2   | 3/9 | 849.2 | 871 | 501 | 438 | 66 | 350 | 716 |
| Independent League Totals: |                      | 3-6   | 4.30 | 28  | 8   | 0  | 0   | 8   | 67.0  | 84  | 46  | 32  | 4  | 20  | 62  |

SANTIAGO

### SANTIAGO'S 2018 SEASON

- Combined to go 6-6 with a 4.61 ERA (54 ER in 105.1 IP), a .259 BAA and one complete game in 26 games (15 starts) between Double-A Mississippi and Triple-A Gwinnett.
- Spent four stints with Gwinnett (4/5-4/10, 4/20-5/6, 5/8-5/11, 6/22-8/13), going 2-4 with a 5.60 ERA and a .243 BAA in 17 games (7 starts).
- Twice placed on the Strippers' 7-day disabled list, from 7/26-8/6 and 8/13-9/17.
- Also joined Mississippi from 4/11-4/19, 5/7 and 5/12-6/21... was 4-2 with a 3.55 ERA and a .277 BAA in nine games (8 starts).
- Won three-straight starts with Mississippi from 5/15-5/26, posting a 4.34 ERA (9 ER in 18.2 IP) in that span.
- Pitched a 7.0-inning complete game (3 H, 2 R, 1 ER, 1 HR, 1 HB, 0 BB, 7 SO) on 6/12 vs. Pensacola, but took the loss as Mississippi fell 2-1.

### SANTIAGO'S CAREER NOTES

**2017:** Went 4-8 with a 5.38 ERA (45 ER in 75.1 IP) in 26 games (7 starts) across four levels of the Braves system ... Following the season, pitched for Caribes de Anzoategui of the Venezuelan Winter League (3-0, 1.13 ERA, 8 SV, 4 ER in 32.0 IP, 16 SO in 26 games) and for Cangrejeros de Santurce of the Puerto Rican Winter League (0-1, 3.48 ERA, 2 SV, 4 ER in 10.1 IP, 5 SO in 10 games) ... Also went 1-0 with a 4.15 ERA (2 ER in 4.1 IP) for Puerto Rico in three Caribbean Series games.

**2016:** Spent the season in the independent Canadian-American Association, pitching for Sussex County and New Jersey ... Pitched in two playoff games for New Jersey, going 4.1 scoreless innings ... After the season, pitched for Cangrejeros de Santurce of the Puerto Rican Winter League (2-2, 1.69 ERA in 16 games).

**2015:** Combined to go 4-5 with a 3.89 ERA in 26 games (7 starts) between Double-A Tennessee and Triple-A Iowa in the Chicago Cubs organization.

**2014:** Spent his second full season with Double-A Chattanooga of the Los Angeles Dodgers organization ... Went 6-8 with a 4.47 ERA over 26 games (24 starts) ... Threw a no-hitter in his final start of the season on 8/28 vs. Tennessee in a 1-0 win (9.0 IP, 1 BB, 12 SO on 109 pitches) earning Southern League Player of the Week on 9/2.

**2013:** Pitched in one game for Puerto Rico in the World Baseball Classic (0.1 IP, 0 R, 1 H, 1 BB, 1 SO) ... Spent his first full season with Chattanooga ... Went 5-12 with a

4.97 ERA and career highs in games (30), starts (25) and innings (134.0) ... Threw his first career shutout on 8/19 at Jackson (7.0 IP, 2 H, 3 SO).

**2012:** Ranked fourth among all Dodgers minor leaguers with a career-high 122 strikeouts between Advanced-A Rancho Cucamonga and Chattanooga ... Combined to go 6-5 with a 3.69 ERA (46 ER in 112.1 IP) ... Following the season, played for Mesa of the Arizona Fall League (1-2, 6.86 ERA in 6 games, 4 starts).

**2011:** Spent the year with Rancho Cucamonga, going 8-5 with a 5.03 ERA in 28 games (20 starts).

**AWARDS & HONORS:** Southern League Pitcher of the Week (9/2/14).

**TRANSACTIONS:** Selected by the Los Angeles Dodgers in the 16th round of the 2007 June draft out of Colegio Carmen Sol (Toa Baja, Puerto Rico) ... Signed by the Chicago Cubs as a minor league free agent (1/16/15) ... Signed by the Atlanta Braves as a minor league free agent (3/14/17).

### SINGLE-GAME CAREER HIGHS

**IP:** 9.0 (8/28/14, CHAT vs. TNS)  
**SO:** 12 (8/28/14, CHAT vs. TNS)  
**BB:** 6 (3x, last: 8/12/18, GWN @ SYR)  
**H:** 12 (6/6/18, MIS vs. MTG)  
**ER:** 8 (3x, last: 5/29/14, CHAT @ BIR)



# CHAD SOBOTKA - PITCHER

40-MAN

**B/T:** Right / Right      **HT/WT:** 6-7 / 230  
**BORN:** July 10, 1993 in Sarasota, FL  
**OPENING DAY AGE:** 25      **PRO SEASON:** 5th  
**MLB DEBUT:** 8/10/18 with ATL      **MLB SERVICE:** 0.052  
**ACQUIRED:** Selected by the Braves in the fourth round of the 2014 June draft out of the University of South Carolina-Upstate (Spartanburg, SC).

## SOBOTKA'S CAREER PITCHING STATS

| YEAR                 | CLUB                   | W-L   | ERA  | G   | GS | CG | SHO | SV    | IP    | H   | R   | ER | HR | BB | SO  |
|----------------------|------------------------|-------|------|-----|----|----|-----|-------|-------|-----|-----|----|----|----|-----|
| 2014                 | Injured - Did Not Play |       |      |     |    |    |     |       |       |     |     |    |    |    |     |
| 2015                 | GCL Braves (Rk)        | 0-0   | 0.00 | 2   | 0  | 0  | 0   | 0/0   | 3.0   | 1   | 0   | 0  | 0  | 1  | 2   |
|                      | Danville (Rk)          | 0-0   | 0.00 | 1   | 0  | 0  | 0   | 0/0   | 2.0   | 0   | 0   | 0  | 0  | 0  | 2   |
|                      | Rome (A)               | 1-6   | 7.31 | 12  | 9  | 0  | 0   | 0/0   | 32.0  | 45  | 32  | 26 | 5  | 21 | 18  |
| 2016                 | Rome (A)               | 1-2   | 4.26 | 15  | 0  | 0  | 0   | 0/1   | 19.0  | 23  | 11  | 9  | 1  | 12 | 19  |
|                      | Carolina (Adv-A)       | 1-1   | 2.04 | 13  | 0  | 0  | 0   | 3/4   | 17.2  | 12  | 4   | 4  | 0  | 3  | 24  |
|                      | Mississippi (AA)       | 0-0   | 0.00 | 2   | 0  | 0  | 0   | 0/0   | 2.0   | 0   | 0   | 0  | 0  | 0  | 2   |
| 2017                 | Mississippi (AA)       | 3-1   | 5.52 | 18  | 0  | 0  | 0   | 0/3   | 31.0  | 29  | 19  | 19 | 1  | 19 | 23  |
|                      | Florida (Adv-A)        | 1-4   | 6.75 | 16  | 0  | 0  | 0   | 2/6   | 26.2  | 32  | 21  | 20 | 3  | 13 | 29  |
|                      | Florida (Adv-A)        | 2-0   | 2.21 | 13  | 1  | 0  | 0   | 2/3   | 20.1  | 9   | 5   | 5  | 0  | 7  | 28  |
| 2018                 | Mississippi (AA)       | 2-3   | 1.93 | 22  | 0  | 0  | 0   | 6/10  | 28.0  | 16  | 9   | 6  | 1  | 13 | 37  |
|                      | Gwinnett (AAA)         | 0-0   | 1.93 | 9   | 0  | 0  | 0   | 3/4   | 9.1   | 5   | 2   | 2  | 0  | 9  | 12  |
|                      | ATLANTA (MLB)          | 1-0   | 1.88 | 14  | 0  | 0  | 0   | 0/0   | 14.1  | 5   | 3   | 3  | 2  | 9  | 21  |
|                      | Minor League Totals:   | 11-17 | 4.29 | 123 | 10 | 0  | 0   | 16/31 | 191.0 | 172 | 103 | 91 | 11 | 98 | 196 |
| Major League Totals: |                        | 1-0   | 1.88 | 14  | 0  | 0  | 0   | 0/0   | 14.1  | 5   | 3   | 3  | 2  | 9  | 21  |

## SOBOTKA'S 2018 HIGHLIGHTS

- Pitched at three levels of the Braves' minor league system, going 4-3 with a 2.03 ERA (13 ER in 57.2 IP), a .154 BAA and 11 saves (11-for-17) in 44 games.
- His 11 saves ranked T-3rd among Braves' minor league pitchers.
- Also ranked among Braves' MiLB relief leaders (min. 40 appearances) in WHIP (1st, 1.023), fewest hits/9.0 IP ratio (1st, 4.7), SO/9.0 IP ratio (2nd, 12.0) and SO/BB ratio (3rd, 2.66).
- Opened the season with Advanced-A Florida, going 2-0 with a 2.21 ERA (5 ER in 20.1 IP), a .132 BAA and two saves (2-for-3) in 13 games (1 start).
- Made his first start since 2015 in his season debut on 4/7 vs. Daytona (ND, 2.2 IP, 2 H, 0 R in 4-3 loss).
- Named to the Florida State League All-Star Game, but did not participate in the game on 6/16.
- Promoted to Double-A Mississippi on 5/15 and went 2-3 with a 1.93 ERA (6 ER in 28.0 IP), a .170 BAA and six saves (6-for-10) in 22 relief appearances.
- Earned all six of his saves with the M-Braves in July, going 1-1 with a 0.00 ERA (0 ER in 8.1 IP) and a .080 BAA in eight games.
- Promoted to Gwinnett on 7/21 and went 0-0 with a 1.93 ERA (2 ER in 9.1 IP), .152 BAA and three saves (3-for-4) in nine relief outings on his Triple-A debut.
- Had his contract selected by Atlanta on 8/10 ... Made his MLB debut on 8/10 vs. Milwaukee, pitching 1.0 scoreless inning (0 H, 0 BB, 1 SO) in a 10-1 win.
- Optioned back to Gwinnett on 8/29 after producing a 3.68 ERA (3 ER in 7.1 IP) and a .160 BAA over his first six outings with Atlanta.
- Tossed three scoreless outings and tallied one save for the Stripers from 8/29-9/2 (0 ER in 3.0 IP) before being recalled by the Braves on 9/3.
- Overall with Atlanta, went 1-0 with a 1.88 ERA (3 ER in 14.1 IP) and a .104 BAA in 14 relief outings.
- Named to the Braves' NLDS roster for his postseason debut...went 0-0 with an 11.57 ERA (3 ER in 2.1 IP) in three relief appearances.
- Entering 2019, is ranked the Braves' No. 21 prospect by MLB.com and No. 22 prospect by *Baseball America*.

## SOBOTKA'S CAREER NOTES

**2017:** Split the season between Mississippi and Florida, going 4-5 with a 6.09 ERA (39 ER in 57.2 IP), two saves and a .281 BAA in 34 games ... Had his best month in April, going 1-1 with a 1.46 ERA (2 ER in 12.1 IP) in six games.

**2016:** Combined to go 2-3 with a 3.03 ERA (13 ER in 38.2 IP) and three saves between Class-A Rome, Advanced-A Carolina and Mississippi ... Slowed by two stints on the 7-day disabled list, first from 4/10-5/10 (right shoulder impingement syndrome) and again from 8/9-8/18 ... Posted a 1.59 ERA (4 ER in 22.2 IP) with 31 strikeouts over his final 17 outings ... Appeared three times in the Southern League Playoffs, going 0-0 with a 0.00 ERA (0 ER in 4.1 IP) to help Mississippi reach the Championship Series.

**2015:** Logged his first professional action and combined to go 1-6 with a 6.32 ERA (26 ER in 37.0 IP) in 15 games (9 starts) between the GCL Braves, Rookie-level Danville and Rome ... Made two trips to the disabled list due to right forearm strains, from 4/22-5/17 and again from 6/16-8/24.

**2014:** Assigned to the GCL Braves after being drafted, but did not make an appearance due to a stress fracture in his back.

**AWARDS & HONORS:** Florida State League Midseason All-Star (2018).

**TRANSACTIONS:** Selected by the Atlanta Braves in the fourth round of the 2014 June draft out of the University of South Carolina-Upstate (Spartanburg, SC).

## SINGLE-GAME CAREER HIGHS

**IP:** 5.0 (4/21/15, ROM @ SAV)  
**SO:** 5 (7/3/17, FLA @ BRD)  
**BB:** 4 (2x, last: 6/6/16, ROM vs. CSC)  
**H:** 9 (4/13/15, ROM vs. SAV)  
**ER:** 6 (6/10/15, ROM @ ASH)



## MIKE SOROKA - PITCHER

40-MAN

**B/T:** Right / Right **HT/WT:** 6-5 / 220  
**BORN:** August 4, 1997 in Calgary, Alberta, Canada  
**OPENING DAY AGE:** 21 **PRO SEASON:** 5th  
**MLB DEBUT:** 5/1/18 with ATL **MLB SERVICE:** 0.153  
**ACQUIRED:** Selected by the Braves in the first round (28th overall) of the 2015 June draft out of Bishop Carroll High School (Calgary, Alberta, Canada).

### SOROKA'S CAREER PITCHING STATS

| YEAR                 | CLUB             | W-L   | ERA  | G  | GS | CG | SHO | SV  | IP    | H   | R   | ER  | HR | BB | SO  |
|----------------------|------------------|-------|------|----|----|----|-----|-----|-------|-----|-----|-----|----|----|-----|
| 2015                 | GCL Braves (Rk)  | 0-0   | 1.80 | 4  | 3  | 0  | 0   | 0/0 | 10.0  | 5   | 2   | 2   | 0  | 1  | 11  |
|                      | Danville (Rk)    | 0-2   | 3.75 | 6  | 6  | 0  | 0   | 0/0 | 24.0  | 28  | 12  | 10  | 0  | 4  | 26  |
| 2016                 | Rome (A)         | 9-9   | 3.02 | 25 | 24 | 1  | 0   | 0/0 | 143.0 | 130 | 58  | 48  | 3  | 32 | 125 |
| 2017                 | Mississippi (AA) | 11-8  | 2.75 | 26 | 26 | 0  | 0   | 0/0 | 153.2 | 133 | 58  | 47  | 10 | 34 | 125 |
| 2018                 | Gwinnett (AAA)   | 2-1   | 2.00 | 5  | 5  | 1  | 1   | 0/0 | 27.0  | 20  | 6   | 6   | 0  | 6  | 31  |
|                      | Rome (A)         | 0-0   | 0.00 | 1  | 1  | 0  | 0   | 0/0 | 3.2   | 0   | 0   | 0   | 0  | 0  | 3   |
|                      | ATLANTA (MLB)    | 2-1   | 3.51 | 5  | 5  | 0  | 0   | 0/0 | 25.2  | 30  | 14  | 10  | 1  | 7  | 21  |
| Minor League Totals: |                  | 22-20 | 2.81 | 67 | 65 | 2  | 1   | 0/0 | 361.1 | 316 | 136 | 113 | 13 | 77 | 321 |
| Major League Totals: |                  | 2-1   | 3.51 | 5  | 5  | 0  | 0   | 0/0 | 25.2  | 30  | 14  | 10  | 1  | 7  | 21  |

### SOROKA'S 2018 HIGHLIGHTS

- Opened the year rated the Braves' No. 3 prospect and No. 27 in baseball by *Baseball America*...also rated Braves' No. 3 and No. 31 in baseball by MLB.com.
- Was a member of Gwinnett's Opening Day roster, went 2-1 with a 2.00 ERA (6 ER in 27.0 IP) and a .204 BAA in five starts on his Triple-A debut.
- Ranked T-6th in MiLB in shutouts (1)...also ranked among International League leaders in shutouts (T-1st, 1) and complete games (T-3rd, 1).
- Named the Stripers' Opening Day starter on 4/6 at Norfolk and earned the win in his Triple-A debut (5.0 IP, 3 H, 0 R, 1 BB, 5 SO in 3-1 win).
- On his Opening Day start, was the second-youngest starting pitcher in Gwinnett history (20 years, 8 months, 2 days)...by the end of the 2018 season was the fourth-youngest starter in Gwinnett history.
- Threw a 7.0-inning complete-game shutout (3 H, 3 BB, 4 SO), the first shutout of his career, on 4/23-G1 at Rochester in a 1-0 win.
- After just four starts with Gwinnett (2-0, 1.99 ERA, .207 BAA), had his contract selected by Atlanta on 5/1.
- Made his MLB debut on 5/1 at the New York Mets and earned the win, tossing 6.0 innings (6 H, 1 R, 1 ER, 1 HR, 0 BB, 5 SO) in the Braves' 3-2 victory.
- Went 1-1 with a 3.68 ERA (6 ER in 14.2 IP) over three starts with Atlanta before being placed on the 10-day disabled list on 5/14 (right shoulder strain).
- Made rehab starts with Class-A Rome on 6/1 vs. Columbia (ND, 3.2 IP, 0 H, 0 R, 3 SO) and Gwinnett on 6/6 vs. Lehigh Valley (loss, 4.1 IP, 3 H, 1 ER, 7 SO).
- Activated by Atlanta on 6/13 and made two more MLB starts (1-0, 3.27 ERA, 4 ER in 11.0 IP, .220 BAA) before being placed on the 10-day DL again on 6/20.
- Transferred to the 60-day disabled list (right shoulder inflammation) on 6/27 and missed the remainder of the season.
- Over his two stints with Atlanta, went 2-1 with a 3.51 ERA (10 ER in 25.2 IP) and a .288 BAA in 5 starts.
- Entering 2019, is ranked the No. 24 prospect in baseball by MLB.com and No. 25 in baseball by *BA*...also ranked the Braves' No. 1 prospect by MLB.com and No. 3 prospect by *BA*.

### SOROKA'S CAREER NOTES

**2017:** Entered the season ranked the Braves' No. 4 prospect by *Baseball America* and No. 5 prospect by MLB.com ... Also rated No. 48 on *BA's* Top 100 Prospects list and No. 78 on MLB.com's Top 100 Prospects list ... Earned the Atlanta Braves' Phil Niekro Award for Minor League Pitcher of the Year after going 11-8 with a 2.75 ERA and a .233 BAA in 26 starts (16 quality starts) for Double-A Mississippi ... Also named Mississippi's Pitcher of the Year for 2017 ... Ranked among Southern League pitching leaders in ERA (2nd, 2.75), BB/9.0 IP for starters (2nd, 1.99), WHIP (3rd, 1.09), innings (4th, 153.2), fewest baserunners/9.0 IP for starters (4th, 10.37) and wins (T-4th, 11) ... Ranked among Braves' minor league leaders in wins (2nd, 11) and ERA (5th, 2.75) ... Won five consecutive starts between 5/12-6/5, compiling a 2.01 ERA in 31.1 IP (8 R, 7 ER, 24 H, 1 HR, 8 BB, 29 SO) ... Logged 6.2 scoreless innings on 5/12 vs. Mobile (1 H, 1 BB, 5 SO), earning him SL Pitcher of the Week honors on 5/14 ... Named Mississippi's Pitcher of the Month for June (3-1, 0.79 ERA) ... Made three consecutive scoreless starts of seven-plus innings from 6/5-6/15 (22.0 IP, 10 H, 1 BB, 18 SO) ... Named a SL Midseason All-Star (8-3, 2.23 ERA, .198 BAA, 69 SO in 13 starts) ... Selected to the MLB All-Star Futures Game, where he pitched one inning in relief for the World Futures (1 H, 1 R, 0 ER, 1 SO) on 7/9 in Miami ... Struck out a career-high 12 batters over 7.0 innings (2 H, 2 R, 2 ER) in a no-decision on 7/19 vs.

Biloxi ... Overall, went 5-3 with a 2.12 ERA (19 ER in 80.2 IP), a .199 BAA and 80 strikeouts in 13 home starts.

**2016:** Entered 2016 rated by *BA* as Atlanta's No. 11 prospect, and as having the "Best Control" among Braves minor league pitchers ... Spent his first full professional season with Class-A Rome, where he went 9-9 with a 3.05 ERA in 25 games (24 starts) ... Ranked in the Top 10 among Atlanta minor leaguers (min. 75.0 IP) in wins (T-3rd, 9), SO/BB ratio (3rd, 3.91), WHIP (T-4th, 1.133), innings (5th, 143.0), BB/9.0 IP (5th, 2.0), ERA (6th, 3.02) and strikeouts (8th, 125) ... Named a South Atlantic League Midseason All-Star after pitching to a 2.92 ERA in 13 games before the break, and tossed a perfect inning with one strikeout in the South Division's 2-1 loss in the contest ... Went 7-0 over his last eight starts, posting a 2.39 ERA (13 ER in 49.0 IP) and fanning 44 from 7/20-8/31 ... Went at least 7.0 innings six times during the regular season (5-0, 1.70 ERA, 8 ER in 42.1 IP) ... Made a pair of postseason starts and surrendered just one earned run over 14.2 innings (0.61 ERA, 14 H, 1 BB, 10 SO), as Rome won the South Atlantic League Championship ... Tossed a then-career-high 7.2 frames in his first postseason start on 9/7 vs. Charleston ... *Baseball America* named him the South Atlantic League's No. 7 prospect at the end of the season.

## SOROKA'S CAREER NOTES (Continued)

**2015:** Split his first professional season between the GCL Braves and Rookie-level Danville, combining to go 0-2 with a 3.18 ERA (12 ER in 34.0 IP) ... His rate of 7.40 SO/BB ranked second among Braves minor leaguers (min. 20.0 IP) ... Held right-handed batters to a .119 (8-for-67) batting average ... Allowed two earned runs or less in eight of his 10 appearances on the season ... Tabbed by *BA* as the No. 8 prospect in the Appalachian League following the season, after being selected by the Braves with the 28th overall selection in the 2015 June draft.

**TRANSACTIONS:** Selected by the Atlanta Braves in the first round (28th overall) of the 2015 June draft out of Bishop Carroll High School (Calgary, Alberta, Canada).

**AWARDS & HONORS:** *Baseball America* Rookie All-Star (2015) ... South Atlantic League Midseason All-Star (2016) ... Southern League Pitcher of the Week (5/14/17) ... SL Midseason All-Star (2017) ... MLB All-Star Futures Game (2017) ... Atlanta Braves Minor League Pitcher of the Year (2017) ... Double-A Mississippi Pitcher of the Year (2017) ... *BA* Double-A All-Star (2017).

## SINGLE-GAME CAREER HIGHS


|            |                                    |
|------------|------------------------------------|
| <b>IP:</b> | 8.0 (6/5/17, MIS vs BLX)           |
| <b>SO:</b> | 12 (7/19/17, MIS vs. BLX)          |
| <b>BB:</b> | 5 (7/25/16, ROM vs. WV)            |
| <b>H:</b>  | 11 (2x, last: 8/17/17, MIS vs PNS) |
| <b>ER:</b> | 7 (7/30/17, MIS @ MOB)             |

SOROKA



Photo: Karl L. Moore / Gwinnett Stripers





# TOUKI TOUSSAINT - PITCHER

40-MAN

**B/T:** Right / Right      **HT/WT:** 6-3 / 215  
**BORN:** June 20, 1996 in Pembroke Pines, FL  
**OPENING DAY AGE:** 22      **PRO SEASON:** 6th  
**MLB DEBUT:** 8/13/18 with ATL      **MLB SERVICE:** 0.049  
**ACQUIRED:** Via trade with the Arizona Diamondbacks along with RHP Bronson Arroyo in exchange for 3B Phil Gosselin on June 20, 2015.

## TOUSSAINT'S CAREER PITCHING STATS

| YEAR                 | CLUB             | W-L   | ERA   | G   | GS  | CG | SHO | SV  | IP    | H   | R   | ER  | HR | BB  | SO  |
|----------------------|------------------|-------|-------|-----|-----|----|-----|-----|-------|-----|-----|-----|----|-----|-----|
| 2014                 | AZL D-backs (Rk) | 1-1   | 4.80  | 7   | 5   | 0  | 0   | 0/0 | 15.0  | 14  | 12  | 8   | 0  | 12  | 17  |
|                      | Missoula (Rk)    | 1-3   | 12.51 | 5   | 5   | 0  | 0   | 0/0 | 13.2  | 24  | 22  | 19  | 5  | 6   | 15  |
| 2015                 | Kane County (A)  | 2-2   | 3.69  | 7   | 7   | 0  | 0   | 0/0 | 39.0  | 31  | 19  | 16  | 4  | 15  | 29  |
|                      | Rome (A)         | 3-5   | 5.73  | 10  | 10  | 1  | 1   | 0/0 | 48.2  | 40  | 33  | 31  | 6  | 33  | 38  |
| 2016                 | Rome (A)         | 4-8   | 3.88  | 27  | 24  | 0  | 0   | 0/0 | 132.1 | 105 | 66  | 57  | 13 | 71  | 128 |
| 2017                 | Florida (Adv-A)  | 3-9   | 5.04  | 19  | 19  | 0  | 0   | 0/0 | 105.1 | 101 | 61  | 59  | 8  | 42  | 123 |
|                      | Mississippi (AA) | 3-4   | 3.18  | 7   | 7   | 1  | 0   | 0/0 | 39.2  | 30  | 19  | 14  | 3  | 22  | 44  |
| 2018                 | Mississippi (AA) | 4-6   | 2.93  | 16  | 16  | 0  | 0   | 0/0 | 86.0  | 66  | 36  | 28  | 7  | 36  | 107 |
|                      | Gwinnett (AAA)   | 5-0   | 1.43  | 8   | 8   | 0  | 0   | 0/0 | 50.1  | 35  | 10  | 8   | 0  | 17  | 56  |
|                      | ATLANTA (MLB)    | 2-1   | 4.03  | 7   | 5   | 0  | 0   | 0/0 | 29.0  | 18  | 13  | 13  | 1  | 21  | 32  |
| Minor League Totals: |                  | 26-38 | 4.08  | 106 | 101 | 2  | 1   | 0/0 | 530.0 | 446 | 278 | 240 | 46 | 254 | 557 |
| Major League Totals: |                  | 2-1   | 4.03  | 7   | 5   | 0  | 0   | 0/0 | 29.0  | 18  | 13  | 13  | 1  | 21  | 32  |

## TOUSSAINT'S 2018 SEASON

- Opened the season rated the Atlanta Braves' No. 11 prospect by MLB.com and No. 14 prospect by *Baseball America*.
- **Received the 2018 Phil Niekro Award for Braves' Minor League Pitcher of the Year**, going 9-6 with a 2.38 ERA (36 ER in 136.1 IP), a .202 BAA, 53 walks and 163 strikeouts over 24 starts between Double-A Mississippi and Triple-A Gwinnett.
- **Named Atlanta Braves' 2018 Minor League Pitcher of the Year by MLB Pipeline.com.**
- His 163 strikeouts led all Braves' minor league pitchers and ranked T-8th in MiLB.
- Also ranked among Braves' organization top five (min. 100.0 IP) in ERA (1st, 2.38), WHIP (1st, 1.130), SO/9.0 IP ratio (1st, 10.80), fewest hits/9.0 IP ratio (2nd, 6.7), wins (T-2nd, 9), innings (4th, 136.1), SO/BB ratio (4th, 3.08) and starts (T-4th, 24).
- Between Mississippi and Gwinnett, ranked second in MiLB in ERA from 6/1-9/3 with a 1.33 mark (12 ER in 81.0 IP) over 13 starts...only Patrick Sandoval of Double-A Mobile posted a lower ERA in that span (1.16 ERA in 16 games).
- Began the year with Mississippi, going 4-6 with a 2.93 ERA and a .208 BAA in 16 starts.
- Named Mississippi's June Pitcher of the Month by Atlanta (2-1, 1.17 ERA, 4 ER in 30.2 IP, .182 BAA, 11 BB, 35 SO in 5 starts).
- Selected to the Southern League All-Star Game and pitched for the South Division on 6/19, throwing 1.0 scoreless inning (0 H, 0 BB, 2 SO) in relief.
- In his final start with Mississippi on 6/30, struck out a season-high 11 over 7.0 innings (2 H, 0 BB, 1 HB, 3 BB) in a no-decision as the M-Braves lost 2-1.
- Batted .333 (9-for-27, 3 2B, 4 R, 6 RBI, .357 OBP, .444 SLG, .802 OPS) in 14 games with the M-Braves.
- Through 7/3, he ranked among Southern League pitching leaders in strikeouts (1st, 107), starts (T-2nd, 16), BAA (3rd, .208), SO/9.0 IP ratio (3rd, 11.20), ERA (5th, 2.93), WHIP (6th, 1.19), innings (7th, 86.0) and GO/AO ratio (7th, 1.26).
- Promoted to Gwinnett on 7/4 and went 5-0 with a 1.43 ERA and a .193 BAA in eight starts...had six quality starts, team went 7-1 in his outings.
- His 1.43 ERA ranked second in the International League from 7/5-9/3, trailing only Kyle McGowin of Syracuse (1.20 ERA in 8 games).
- Won in his Triple-A debut on 7/5 vs. Norfolk, firing 6.2 innings (5 H, 1 R, 1 ER, 3 BB, 5 SO) in a 4-3 Strippers' victory.
- **Selected to the 2018 MLB All-Star Futures Game on 7/15 in Washington, DC...**represented Haiti and pitched 1.0 inning (1 H, 1 ER, 0 BB, 1 SO) for the World Team.
- Matched his career high with 8.0 innings (2 H, 0 R, 4 BB, 8 SO) and earned his second win on 7/25 at Lehigh Valley, leading Gwinnett's 5-0 shutout.
- Fired 7.0 scoreless, three-hit innings (1 BB, 8 SO) on the road to lead Gwinnett to a 5-0 shutout of first-place Durham on 8/23.
- Named IL Pitcher of the Week for 8/20-8/26 (1-0, 0.00 ERA, 0 ER in 7.0 IP, .125 BAA, 1 BB, 8 SO).
- Named Gwinnett's August Pitcher of the Month by Atlanta (3-0, 1.08 ERA, 3 ER in 25.0 IP, .205 BAA, 7 BB, 32 SO in 4 starts).
- Allowed one run or less in six of his eight starts with the Strippers, going 5-0 with a 0.70 ERA (3 ER in 38.2 IP) in those outings...had a 0.00 ERA in two road starts (0 ER in 15.0 IP).
- All eight of his earned runs came from the 1st-3rd innings (3.00 ERA, 8 ER in 24.0 IP)...did not allow a run from the 4th-8th innings (0.00 ERA, 0 ER in 26.1 IP).
- Had his contract selected by Atlanta on 8/13 and made his MLB debut in a day/night doubleheader vs. Miami (win, 6.0 IP, 2 H, 1 R, 1 ER, 1 HB, 2 BB, 4 SO in 9-1 victory).
- Returned to Gwinnett on 8/14, recalled by Atlanta on 9/1 and appeared six times in September, going 1-1 with a 4.70 ERA (12 ER in 23.0 IP) and a .200 BAA.
- In seven total games with the Braves, went 2-1 with a 4.03 ERA and a .182 BAA...was 2-1 with a 3.33 ERA (10 ER in 27.0 IP) and a .174 BAA in five starts.
- **Included on Atlanta's NLDS roster and pitched twice in relief, going 1-0 with a 0.00 ERA (0 ER in 3.0 IP) and a .111 BAA.**
- Earned the win in Game 3 vs. the Los Angeles Dodgers at SunTrust Park, working 1.0 inning (1 H, 0 R, 2 BB, 0 SO) in the Braves' 6-5 triumph.
- Entering 2019, is ranked the No. 50 prospect in baseball by MLB.com and No. 53 in baseball by *BA*...also ranked the Braves' No. 6 prospect by MLB.com and No. 5 prospect by *BA*.

TOUSSAINT



**2017:** Began the season ranked the No. 12 prospect in the Braves' system by both MLB.com and *Baseball America* ... Went 6-13 with a 4.53 ERA (73 ER in 145.0 IP) in 26 starts between Advanced-A Florida and Mississippi ... Named Florida's Pitcher of the Year by Atlanta despite going 3-9 with a 5.04 ERA in 19 starts ... Ranked among Braves minor league leaders with career highs in strikeouts (1st, 167), starts (T-2nd, 26) and innings pitched (3rd, 145) ... Also led the organization in losses (13) ... Threw 5.0 scoreless innings and picked up the win in his Advanced-A debut on 4/10 at Dunedin (2 H, 2 BB, 6 SO) ... After the 4/10 win, lost his next eight decisions (in 12 starts) from 4/15-6/19 ... Named Florida's Pitcher of the Month for July by Atlanta (1-0, 2.42 ERA, 7 ER in 26.0 IP, .208 BAA in 4 starts) ... Ranked fourth in the Florida State League with 123 strikeouts despite being called up to Mississippi on 7/31 ... Went 3-4 with a 3.18 ERA and a .207 BAA in seven starts with Mississippi ... Tossed a 6.0-inning complete game in his Double-A debut on 7/31 at Mobile, but took the loss (4 H, 2 R, 0 ER) ... Fired 7.0 scoreless innings in a win on 8/19 vs. Pensacola (2 H, 2 BB, 9 SO) ... Named Southern League Player of the Week on 8/20 ... After the season, pitched for the Peoria Javelinas of the Arizona Fall League (1-1, 10.38 ERA, 10 ER in 8.2 IP, 3 HR, 14 SO in 8 relief outings)... selected to the AFL Rising Stars Game.

**2016:** Entered 2016 tabbed by *BA* as the Braves' No. 7 prospect ... Played his first full season in the Atlanta organization with Class-A Rome and went 4-8 with a 3.88 ERA and 128 strikeouts over 27 games (24 starts) ... Ended the season in the Top 10 among Atlanta farmhands (min. 75.0 IP) in strikeouts (6th, 128), innings (9th, 132.1) and ERA (10th, 3.88) ... Allowed opponents to bat just .217 (105-for-483) against him ... Limited opponents to a .181 (25-for-138) average with runners in scoring position ... Tallied a career-best 11 strikeouts over just 4.0 innings on 7/21 vs. Lexington ... Did not allow more than one earned run in any of his final five starts, going 1-0 with a 1.65 ERA (5 ER in 27.1 IP) from 8/7-9/1 ... Made one start for Rome in the postseason (9/13 vs. Lakewood), tossing a career high-tying 8.0 innings (4 H, 0 BB, 6 SO).

**2015:** Acquired by the Braves in a mid-season trade with Arizona and went 3-5 with a 5.73 ERA in 10 starts for Rome after joining the organization ... Combined to post a 5-7 record and a 4.83 ERA (47 ER in 87.2 IP) in 17 starts on the season between Rome and Class-A Kane County in the Diamondbacks' system ... Posted the first shutout (and complete game) of his career in his second start with Rome, allowing one hit in a rain-shortened 5.0-inning win on 7/4 at Charleston ... Threw 6.0 hitless frames on 7/20 vs. Lakewood, walking four and fanning a season-high eight batters ... Limited right-handed batters to a .197 (23-for-117) average with the R-Braves ... Allowed opponents to bat just .229 (40-for-175) against him after the trade, the fourth-lowest BAA among Atlanta's starting farmhands ... Finished the season named by *BA* as the seventh-best prospect in the South Atlantic League.

**2014:** Entered 2015 labeled by *Baseball America* as Arizona's No. 5 prospect and the No. 71 prospect in baseball ... Split his first professional season between the AZL Diamondbacks and Rookie-level Missoula, combining to go 2-4 with an 8.58 ERA (27 ER in 28.1 IP) ... Earned the first win of his career on 7/28 at the AZL Cubs after allowing two runs (1 ER) in 3.0 innings of relief.


**AWARDS & HONORS:** Advanced-A Florida Pitcher of the Year (2017) ... Southern League Pitcher of the Week (8/20/17) ... Arizona Fall League Rising Stars Game (2017) ... Southern League Midseason All-Star (2018) ... MLB All-Star Futures Game World Team (2018) ... International

League Pitcher of the Week (8/26/18) ... Atlanta Braves Minor League Pitcher of the Year (2018) ... MLB Pipeline.com Braves Minor League Pitcher of the Year (2018) ... MiLB.com Braves Organization All-Star (2018) ... *Baseball America* Minor League All-Star (2018).

**TRANSACTIONS:** Selected by the Arizona Diamondbacks in the first round (16th overall) of the 2014 June draft out of Coral Springs Cristian Academy (Coral Springs, FL) ... Traded by the Diamondbacks to the Atlanta Braves along with RHP Bronson Arroyo in exchange for 3B Phil Gosselin (6/20/15).

**SINGLE-GAME CAREER HIGHS**

|            |                                    |
|------------|------------------------------------|
| <b>IP:</b> | 8.0 (3x, last: 7/25/18, GWN @ LHV) |
| <b>SO:</b> | 11 (3x, last: 6/30/18, MIS @ PNS)  |
| <b>BB:</b> | 7 (8/24/17, MIS @ CHT)             |
| <b>H:</b>  | 10 (3x, last: 5/31/17, FLA @ CLR)  |
| <b>ER:</b> | 9 (7/26/15, ROM @ ASH)             |



## RILEY UNROE - INFILDER

**B/T:** Switch / Right **HT/WT:** 5-11 / 180  
**BORN:** August 3, 1995 in New Orleans, LA  
**OPENING DAY AGE:** 23 **PRO SEASON:** 7th  
**MLB DEBUT:** None **MLB SERVICE:** 0.000  
**ACQUIRED:** Claimed by the Atlanta Braves from the Los Angeles Angels during the Rule 5 Draft on December 13, 2018.

### UNROE'S CAREER HITTING STATS

| YEAR                 | CLUB              | AVG  | G   | AB   | R   | H   | 2B | 3B | HR | RBI | BB  | SO  | SB | OBP  | SLG  |
|----------------------|-------------------|------|-----|------|-----|-----|----|----|----|-----|-----|-----|----|------|------|
| 2013                 | GCL Rays (Rk)     | .246 | 46  | 167  | 34  | 41  | 7  | 3  | 1  | 15  | 33  | 43  | 7  | .376 | .341 |
| 2014                 | Princeton (Rk)    | .226 | 61  | 243  | 32  | 55  | 11 | 2  | 3  | 19  | 29  | 47  | 7  | .315 | .325 |
| 2015                 | Bowling Green (A) | .255 | 116 | 439  | 45  | 112 | 13 | 2  | 4  | 35  | 51  | 99  | 13 | .333 | .321 |
| 2016                 | Charlotte (Adv-A) | .220 | 105 | 369  | 42  | 81  | 12 | 3  | 4  | 31  | 47  | 91  | 18 | .311 | .301 |
| 2017                 | Montgomery (AA)   | .224 | 75  | 245  | 33  | 55  | 10 | 3  | 2  | 30  | 41  | 69  | 6  | .337 | .314 |
|                      | Charlotte (Adv-A) | .141 | 20  | 71   | 8   | 10  | 3  | 1  | 1  | 2   | 7   | 25  | 3  | .228 | .254 |
| 2018                 | Salt Lake (AAA)   | .263 | 6   | 19   | 1   | 5   | 2  | 0  | 0  | 1   | 1   | 5   | 1  | .300 | .368 |
|                      | Mobile (AA)       | .226 | 106 | 345  | 45  | 78  | 9  | 2  | 4  | 42  | 52  | 96  | 10 | .329 | .299 |
| Minor League Totals: |                   | .230 | 535 | 1898 | 240 | 437 | 67 | 16 | 19 | 175 | 261 | 475 | 65 | .326 | .312 |

### UNROE'S 2018 SEASON

- Claimed by the LA Angels from the Tampa Bay Rays during the Rule 5 Draft on 12/14/17.
- Spent the majority of the season with Double-A Mobile, batting .226 (9 2B, 2 3B, 4 HR, 45 R, 42 RBI, 10 SB) in 106 games.
- Went 4-for-5 with a double and two runs scored on 6/6 at Chattanooga.
- Batted a season-best .313 (21-for-67, 2 2B, 2 HR, 15 R, 12 RBI, 7 SB) in 19 games in August.
- Promoted to Triple-A Salt Lake on 8/13 and batted .263 (2 2B, 1 R, 1 RBI, 1 SB) in six games on his Triple-A debut.
- In his final Triple-A game on 8/22 at Las Vegas, went 3-for-3 with two doubles and an RBI.
- Between the two levels, saw action defensively at first base (2 games), second base (48 games), third base (34 games), left field (2 games) and center field (2 games)...was his first outfield experience.
- Following the season, played 33 games for Brisbane of the Australian Baseball League, batting .244 (32-for-131, 7 2B, 2 3B, 7 HR, 30 R, 20 RBI, 2 SB).
- Claimed in the Rule 5 Draft for the second time in as many seasons on 12/13/18 when the Atlanta Braves selected him from the LA Angels.

### UNROE'S CAREER NOTES

**2017:** Hit a combined .206 (13 2B, 4 3B, 3 HR, 41 R, 32 RBI, 9 SB) in 95 games from Advanced-A Charlotte and Double-A Montgomery ... Opened the season with Montgomery and hit .339 (19-for-56, 2 2B, 2 3B, 1 HR, 8 R, 7 RBI, 3 SB) in 17 April games ... Assigned to Charlotte on 8/2 and hit .141 (10-for-71, 3 2B, 1 3B, 1 HR, 8 R, 2 RBI, 3 SB) over his final 20 games.

**2016:** Spent the entire season with Advanced-A Charlotte, batting .220 (12 2B, 3 3B, 4 HR, 42 R, 31 RBI, 18 SB) in 105 games ... Logged 95 games at second base ... Set a career high with 18 steals, tied a career high with four homers ... Named a Florida State League Midseason All-Star after batting .249 (55-for-221, 11 2B, 3 3B, 4 HR, 28 R, 22 RBI, 11 SB) in 59 first-half games.

**2015:** Played 116 games with Class-A Bowling Green, including 115 games at second base ... Set professional highs in batting average (.255), hits (112), doubles (13), homers (4) and RBI (35) ... Batted .294 (64-for-218, 9 2B, 2 3B, 1 HR, 25 R, 24 RBI, 10 SB) in 59 first-half games ... Hit .351 (33-for-94, 5 2B, 9 R, 8 RBI, 4 SB) in 23 June games ... Went on a 12-game hit streak from 6/6-6/18 ... Following the season, was named a MiLB.com Tampa Bay Rays Organization All-Star.

**2014:** Hit .226 (11 2B, 2 3B, 3 HR, 32 R, 19 RBI, 7 SB) in 61 games with Rookie-level Princeton ... Played defensively at shortstop (21 games) and second base (37 games) ... Blasted a walk-off three-run homer in his Princeton debut on 6/19 vs. Bristol.

**2013:** Made his professional debut with Rookie-level GCL Rays, hitting .246 (7 2B, 3 3B, 1 HR, 34 R, 15 RBI, 7 SB) in 46 games ... Hit .290 (20-for-69, 5 2B, 2 3B, 12 R, 6 RBI,

3 SB) in 19 August games ... Posted a professional-best .376 on-base percentage ... Was ranked the Rays' No. 15 prospect by MLB.com following the season.

**PERSONAL:** Father, Tim, played pro baseball for 11 years, including five with the Milwaukee Brewers, Anaheim Angels and Atlanta Braves.

**AWARDS & HONORS:** MiLB.com Tampa Bay Rays Organization All-Star (2015) ... Florida State League Midseason All-Star (2016).

**TRANSACTIONS:** Selected by the Tampa Bay Rays in the second round (60th overall) of the 2013 June draft out of Desert Ridge High School (Mesa, AZ) ... Claimed by the LA Angels from the Rays in the Rule 5 Draft (12/14/17) ... Claimed by the Atlanta Braves from the Angels in the Rule 5 Draft (12/13/18).

### SINGLE-GAME CAREER HIGHS

**H:** 4 (2x, last: 6/6/18, MOB @ CHA)  
**HR:** 1 (19x, last: 8/24/18, MOB @ PNS)  
**RBI:** 5 (6/4/16, CHA @ TAM)  
**R:** 4 (6/28/16, CHA vs. STL)  
**SB:** 2 (2x, last: 8/30/18, MOB vs. MTG)

UNROE



## JEREMY WALKER - PITCHER

**B/T:** Right / Right      **HT/WT:** 6-5 / 210  
**BORN:** June 12, 1995 in Forsyth County, NC  
**OPENING DAY AGE:** 23      **PRO SEASON:** 4th  
**MLB DEBUT:** None      **MLB SERVICE:** 0.000  
**ACQUIRED:** Selected by the Braves in the fifth round (139th overall) of the 2016 June draft out of Gardner-Webb University (Boiling Springs, NC).

### WALKER'S CAREER PITCHING STATS

| YEAR                 | CLUB            | W-L   | ERA  | G  | GS | CG | SHO | SV  | IP    | H   | R   | ER  | HR | BB | SO  |
|----------------------|-----------------|-------|------|----|----|----|-----|-----|-------|-----|-----|-----|----|----|-----|
| 2016                 | Danville (Rk)   | 3-3   | 3.18 | 13 | 5  | 0  | 0   | 0/1 | 39.2  | 40  | 17  | 14  | 2  | 8  | 37  |
| 2017                 | Rome (A)        | 7-11  | 3.97 | 27 | 27 | 2  | 1   | 0/0 | 138.1 | 159 | 76  | 61  | 7  | 30 | 100 |
| 2018                 | Florida (Adv-A) | 5-11  | 4.07 | 25 | 25 | 1  | 0   | 0/0 | 135.0 | 148 | 71  | 61  | 10 | 46 | 95  |
|                      | Gwinnett (AAA)  | 1-0   | 0.00 | 1  | 1  | 0  | 0   | 0/0 | 8.0   | 3   | 0   | 0   | 0  | 1  | 6   |
| Minor League Totals: |                 | 16-25 | 3.81 | 66 | 58 | 3  | 1   | 0/1 | 321.0 | 350 | 164 | 136 | 19 | 85 | 238 |

### WALKER'S 2018 SEASON

- Combined to go 6-11 with a 3.84 ERA (61 ER in 143.0 IP), a .274 BAA and one complete game in 26 starts between Advanced-A Florida and Gwinnett.
- His 3.84 ERA ranked 10th in the Atlanta Braves' organization.
- Ranked among Braves' MiLB pitching leaders in starts (1st, 26th), innings (1st, 143.0), batters faced (1st, 614) and complete games (T-3rd, 1).
- Spent nearly all of 2018 with Florida, going 5-11 with a 4.07 ERA and a .282 BAA in 25 starts.
- Fired 8.0 scoreless, five-hit innings (1 BB, 4 SO) for the win on 8/18 at Jupiter.
- Named Florida's co-Pitcher of the Month for August by Atlanta (3-1, 2.41 ERA, 9 ER in 33.2 IP, 2.73 BAA, 8 BB, 30 SO, in 5 starts).
- Named Florida State League Pitcher of the Week for 8/20-8/26 (2-0, 0.69 ERA, 1 ER in 13.0 IP, .250 BAA, 1 BB, 14 SO in 2 starts).
- Ranked among qualified FSL season leaders in innings (2nd, 135.0), starts (T-2nd, 25) and ERA (9th, 4.07)...his 11 losses also tied for the league lead.
- Promoted to Gwinnett for his Triple-A debut on 9/2, started that day vs. Charlotte and matched his career high with 8.0 innings (3 H, 0 R, 1 BB, 6 SO) for the win...carried a no-hitter through 5.0 innings, leading the Stripers to a 2-0 shutout.

### WALKER'S CAREER NOTES

**2017:** Played his first full professional season with Class-A Rome and went 7-11 with a 3.97 ERA, a .288 BAA and 100 strikeouts over 27 starts ... Ranked in the Top 10 among Atlanta farmhands in innings (5th, 138.1) and wins (T-5th, 7) ... Went 3-0 with a 1.23 ERA (4 ER in 29.1 IP) in five starts in August ... Tossed the first complete-game shutout of his career on 8/12 at Greenville (7.0 IP, 5 H, 0 R, 1 BB, 5 SO) ... Over his final 11 starts, went 4-4 with a 1.90 ERA (13 ER in 61.2 IP).

**2016:** Made his professional debut with Rookie-level Danville and went 3-3 with a 3.18 ERA and 39 strikeouts over 13 games (5 starts) ... his 4.63 SO/BB ratio was sixth-best in the Braves' system ... Was 1-0 with a 2.60 ERA (5 ER in 17.1 IP) in eight relief outings, compared to 2-3 with a 3.63 ERA (9 ER in 22.1 IP) in five starts.

**AWARDS & HONORS:** Florida State League Pitcher of the Week (8/26/18).

**TRANSACTIONS:** Selected by the Atlanta Braves in the fifth round (139th overall) of the 2016 June draft out of Gardner-Webb University (Boiling Springs, NC).

### SINGLE-GAME CAREER HIGHS

**IP:** 8.0 (3x, last: 9/2/18, GWN vs. CHA)  
**SO:** 10 (5/28/17, ROM @ AUG)  
**BB:** 4 (3x, last: 8/15/18, FLA @ STL)  
**H:** 9 (6x, 8/26/18, FLA vs. LAK)  
**ER:** 6 (7x, last: 7/11/18, FLA @ DBT)



# JACOB WEBB - PITCHER

40-MAN

**B/T:** Right / Right      **HT/WT:** 6-2 / 215  
**BORN:** August 15, 1993 in Riverside, CA  
**OPENING DAY AGE:** 25      **PRO SEASON:** 5th  
**MLB DEBUT:** None      **MLB SERVICE:** 0.000  
**ACQUIRED:** Selected by the Braves in the 18th round of the 2014 June draft out of Tabor College (Hillsboro, KS).

## WEBB'S CAREER PITCHING STATS

| YEAR                 | CLUB                   | W-L  | ERA   | G   | GS | CG | SHO | SV    | IP    | H   | R  | ER | HR | BB | SO  |
|----------------------|------------------------|------|-------|-----|----|----|-----|-------|-------|-----|----|----|----|----|-----|
| 2014                 | GCL Braves (Rk)        | 2-1  | 2.14  | 11  | 6  | 0  | 0   | 0/0   | 33.2  | 30  | 9  | 8  | 2  | 8  | 31  |
| 2015                 | Injured - Did Not Play |      |       |     |    |    |     |       |       |     |    |    |    |    |     |
| 2016                 | Rome (A)               | 0-0  | 16.20 | 2   | 0  | 0  | 0   | 0/0   | 1.2   | 3   | 3  | 3  | 0  | 2  | 3   |
|                      | Danville (Rk)          | 0-0  | 3.18  | 12  | 0  | 0  | 0   | 2/3   | 11.1  | 7   | 4  | 4  | 1  | 7  | 28  |
| 2017                 | Florida (Adv-A)        | 2-1  | 1.74  | 22  | 0  | 0  | 0   | 2/2   | 41.1  | 29  | 9  | 8  | 1  | 22 | 48  |
|                      | Mississippi (AA)       | 3-1  | 2.63  | 16  | 0  | 0  | 0   | 0/3   | 24.0  | 17  | 8  | 7  | 1  | 14 | 26  |
| 2018                 | Mississippi (AA)       | 1-2  | 3.18  | 21  | 0  | 0  | 0   | 7/10  | 22.2  | 16  | 12 | 8  | 4  | 12 | 35  |
|                      | Gwinnett (AAA)         | 2-2  | 3.13  | 30  | 0  | 0  | 0   | 11/13 | 31.2  | 20  | 13 | 11 | 3  | 11 | 34  |
| Minor League Totals: |                        | 10-7 | 2.65  | 114 | 6  | 0  | 0   | 22/31 | 166.1 | 122 | 58 | 49 | 12 | 76 | 205 |

## WEBB'S 2018 HIGHLIGHTS

- Combined to go 3-4 with a 3.15 ERA (19 ER in 54.1 IP), a .184 BAA and 18 saves (18-for-23) in 51 relief outings between Double-A Mississippi and Triple-A Gwinnett.
- Led the Braves system in saves (18) and games finished (42), also ranked second in games pitched (51).
- Opened the season with Mississippi, going 1-2 with a 3.18 ERA (8 ER in 22.2 IP), a .195 BAA and seven saves (7-for-10) in 21 outings from 4/6-6/8.
- In 10 April outings, went 1-0 with a 0.77 ERA (1 ER in 11.2 IP), a .146 BAA and five saves (5-for-5).
- Selected to the 2018 Southern League All-Star Game, but did not participate in the game on 6/19 (promoted to Gwinnett on 6/9).
- As of his promotion on 6/9, ranked among SL leaders in saves (4th, 7) and games finished (5th, 16).
- Went 2-2 with a 3.13 ERA (11 ER in 31.2 IP), a .175 BAA and a team-high 11 saves (11-for-13) in 30 relief outings with the Stripers on his Triple-A debut.
- His 11 saves ranked T-7th in the International League...posted the Stripers' longest converted saves streak of the year, going 9-for-9 from 7/12-9/3.
- **Named Gwinnett's Most Outstanding Reliever for 2018 in the annual Team Awards.**
- In 12 outings following the Triple-A All-Star break, went 1-0 with a 0.96 ERA (2 ER in 18.2 IP), a .141 BAA and nine saves (9-for-9) in 18 appearances.
- Was dominant on the road, posting a 0.64 ERA (1 ER in 14.0 IP), a .024 BAA and four saves (4-for-5) in 13 outings away from Coolray Field.
- Following the season, pitched for Estrellas Orientales of the Dominican Winter League, going 2-0 with a 0.90 ERA (1 ER in 10.0 IP) and four saves in 10 games.
- Entering 2019, is ranked the Braves' No. 20 prospect by *Baseball America* and No. 26 prospect by MLB.com.

## WEBB'S CAREER NOTES

**2017:** Split the season between Advanced-A Florida and Double-A Mississippi, going 5-2 with a 2.07 ERA (15 ER in 65.1 IP), two saves and a .203 BAA in 38 combined relief appearances ... Stranded of 22 of 27 inherited runners across the two levels (81.5%) ... Ranked among Braves organization relief relievers in strikeouts (4th, 74) and ERA (min. 20.0 IP, 6th, 2.07) ... Opened the year with Florida and went 2-1 with a 1.74 ERA, two saves, a .203 BAA and 48 strikeouts in 22 games ... Posted a 0.84 ERA (1 ER in 10.2 IP) in seven outings in June ... Called up to Mississippi on 7/12, where he notched a 3-1 record, 2.63 ERA and .202 BAA in 16 games ... Allowed one earned run over his final nine games (13.0 IP) from 8/2-9/3, holding opposing hitters to a .146 batting average (6-for-41, 13 SO) in that span.

**2016:** Returned to action after missing the 2015 campaign and made 14 appearances between Rookie-level Danville and Class-A Rome, combining to post a 4.85 ERA (7 ER in 13.0 IP) with two saves ... Struck out 31 batters in 13.0 innings of work, and his 21.5 SO/9.0 IP ratio was best among Atlanta minor leaguers ... Struck out 12 consecutive batters over four straight 1.0-inning outings from 7/11-7/24, part of a run in which he struck out 20 of the 25 batters he faced from 7/11-8/11 ... Tallied multiple strikeouts in 11 of his 14 outings, none of which totaled more than 1.0 inning.

**2015:** Missed the entire season after undergoing success-


ful "Tommy John" surgery on 4/2, performed by Dr. Xavier Duralde in Atlanta, GA.

**2014:** Made his professional debut with the GCL Braves, going 2-1 with a 2.14 ERA, a .231 BAA and 31 strikeouts in 11 games (6 starts) ... Earned his first professional win on 7/30 vs. the GCL Blue Jays (5.0 IP, 2 H, 0 R, 0 BB, 5 SO).

**TRANSACTIONS:** Selected by the Atlanta Braves in the 18th round of the 2014 June draft out of Tabor College (Hillsboro, KS).

## SINGLE-GAME CAREER HIGHS

**IP:** 5.0 (2x, last: 8/5/14, GCL BRA @ GCL PHI)  
**SO:** 5 (5x, last: 5/27/17, FLA vs. PMB)  
**BB:** 4 (7/30/17, MIS @ MOB)  
**H:** 5 (5x, last: 7/8/18, GWN vs. CHA)  
**ER:** 4 (7/30/17, MIS @ MOB)



# PATRICK WEIGEL - PITCHER

40-MAN

**B/T:** Right / Right      **HT/WT:** 6-6 / 230  
**BORN:** July 8, 1994 in Thousand Oaks, CA  
**OPENING DAY AGE:** 24      **PRO SEASON:** 5th  
**MLB DEBUT:** None      **MLB SERVICE:** 0.000  
**ACQUIRED:** Selected by the Braves in the seventh round of the 2015 June draft out of the University of Houston (Houston, TX).

## WEIGEL'S CAREER PITCHING STATS

| YEAR                 | CLUB             | W-L   | ERA  | G  | GS | CG | SHO | SV  | IP    | H   | R   | ER  | HR | BB  | SO  |
|----------------------|------------------|-------|------|----|----|----|-----|-----|-------|-----|-----|-----|----|-----|-----|
| 2015                 | Danville (Rk)    | 0-3   | 4.53 | 14 | 14 | 0  | 0   | 0/0 | 51.2  | 53  | 35  | 26  | 2  | 26  | 49  |
| 2016                 | Rome (A)         | 10-4  | 2.51 | 22 | 21 | 1  | 1   | 0/0 | 129.0 | 92  | 44  | 36  | 7  | 47  | 135 |
|                      | Mississippi (AA) | 1-2   | 2.18 | 3  | 3  | 0  | 0   | 0/0 | 20.2  | 9   | 6   | 5   | 2  | 8   | 17  |
| 2017                 | Mississippi (AA) | 3-0   | 2.89 | 7  | 7  | 0  | 0   | 0/0 | 37.1  | 32  | 13  | 12  | 2  | 11  | 38  |
|                      | Gwinnett (AAA)   | 3-2   | 5.27 | 8  | 8  | 0  | 0   | 0/0 | 41.0  | 42  | 24  | 24  | 5  | 17  | 30  |
| 2018                 | GCL Braves (Rk)  | 0-0   | 0.00 | 4  | 3  | 0  | 0   | 0/0 | 4.0   | 2   | 0   | 0   | 0  | 0   | 6   |
| Minor League Totals: |                  | 17-11 | 3.27 | 58 | 56 | 1  | 1   | 0/0 | 283.2 | 230 | 122 | 103 | 18 | 109 | 275 |

## WEIGEL'S 2018 HIGHLIGHTS

- Entering the year, was rated the Braves' No. 16 prospect by *Baseball America* and No. 17 by MLB.com.
- Opened the season on Gwinnett's disabled list while recovering from 2017 "Tommy John" surgery.
- Sent to the GCL Braves on a rehab assignment and went 0-0 with a 0.00 ERA (0 ER in 4.0 IP) in four games (3 starts) from 8/11-8/25.
- Activated off the Gwinnett disabled list on 9/18, had his contract selected by Atlanta on 11/20.
- Entering 2019, is ranked the Braves' No. 13 prospect by *BA* and No. 19 prospect by MLB.com.

## WEIGEL'S CAREER NOTES

**2017:** Opened the season rated the Braves' No. 9 prospect by *Baseball America* and No. 16 prospect by MLB.com ... Went 6-2 with a 4.14 ERA (36 ER in 78.1 IP) in 15 starts between Double-A Mississippi and Triple-A Gwinnett ... Made seven starts with the M-Braves from 4/7-5/8, going 3-0 with a 2.89 ERA, a .234 BAA and two quality starts ... As of 5/9, ranked among Southern League leaders in wins (T-4th, 3), innings (5th, 37.1) and strikeouts (6th, 38) ... Promoted to Gwinnett on 5/9 and made his Triple-A debut on 5/13 vs. Columbus (ND, 7.0 IP, 7 H, 3 ER, 1 BB, 5 SO) ... Earned his first career Triple-A win on 5/24 vs. Buffalo (6.0 IP, 5 H, 1 ER, 3 BB, 5 SO) in the G-Braves' 4-3 victory ... Over five starts from 5/24-6/13, went 3-0 with a 1.21 ERA (4 ER in 29.2 IP) and three quality starts ... Had his best start with Gwinnett on 6/13 at Toledo, firing 7.0 scoreless innings (2 H, 1 BB, 5 SO) in a 7-1 win ... Exited due to a right elbow injury after 3.1 innings on 6/18 at Columbus ... In eight total starts with the G-Braves, went 3-2 with a 5.27 ERA, a .269 BAA and four quality starts ... Placed on the Gwinnett disabled list on 6/21 and underwent season-ending "Tommy John" surgery on 6/27.

**2016:** Named the Atlanta Braves Minor League Pitcher of the Year after going 11-6 with a 2.47 ERA (41 ER in 149.2 IP), a .194 BAA and 152 strikeouts over 25 games (24 starts) between Class-A Rome and Mississippi ... Ranked second among Braves minor league pitchers in wins (11), innings (149.2) and strikeouts (152) ... Opened with Rome, going 10-4 with a 2.51 ERA in 22 games (21 starts) to earn the club's Pitcher of the Year award ... Led the R-Braves' staff in wins, starter ERA and strikeouts (135) ... Tossed a 7.0-inning complete-game shutout on 6/3 at Lexington (4 H, 1 BB, 2 SO) ... Was Rome's Pitcher of the Month for both June (3-0, 1.44 ERA in 4 starts) and July (3-1, 2.78 ERA in 6 starts) ... Named a South Atlantic League Midseason All-Star after going 4-3 with a 2.66 ERA (22 ER in 74.1 IP) over 13 first-half starts ... After the break, went 6-1 with a 2.30 ERA (14 ER in 54.2 IP) over nine games (8 starts) ... Promoted to Mississippi on 8/20 and made his Double-A debut on 8/22 at Biloxi (loss, 5.1 IP, 2 H, 2 ER, 4 BB, 7 SO) ... Pitched a career-high 8.1 innings for his first Double-A

win on 9/1 vs. Biloxi (2 H, 1 R, 0 ER, 2 BB, 4 SO) ... Started twice for the M-Braves in the SL Playoffs, going 1-1 with a 4.70 ERA (4 ER in 7.2 IP) and a .160 BAA.

**2015:** Ranked by *Baseball America* as having the best fastball in Atlanta's draft class ... Made his professional debut with Rookie-level Danville, going 0-3 with a 4.53 ERA in a team-high 14 starts ... Also led the club in strikeouts (49) and ranked second in innings (51.2).

**MISC:** Spent one year at the University of Houston, going 4-1 with a 3.38 ERA (19 ER in 50.2 IP) over a team-high 23 appearances during his junior season ... Also played collegiately for Pacific University in 2013 and Oxnard College in 2014 ... Earned Western State Conference second team All-Conference honors in 2014.

**AWARDS & HONORS:** South Atlantic League Midseason All-Star (2016) ... *Baseball America* Low Class-A All-Star (2016) ... Atlanta Braves Minor League Pitcher of the Year (2016) ... Class-A Rome Pitcher of the Year (2016) ... MiLB.com Braves Organization All-Star (2016).

**TRANSACTIONS:** Selected by the Atlanta Braves in the seventh round of the 2015 June draft out of the University of Houston (Houston, TX).

## SINGLE-GAME CAREER HIGHS

**IP:** 8.1 (9/1/16, MIS vs. BLX)  
**SO:** 11 (7/2/16, ROM @ LEX)  
**BB:** 5 (2x, last: 4/30/16, ROM @ HAG)  
**H:** 8 (3x, last: 5/29/17, GWN vs. SYR)  
**ER:** 9 (6/18/17, GWN @ COL)





## JOEY WENTZ - PITCHER

**B/T:** Left / Left **HT/WT:** 6-5 / 220  
**BORN:** October 6, 1997 in Lawrence, KS  
**OPENING DAY AGE:** 21 **PRO SEASON:** 4th  
**MLB DEBUT:** None **MLB SERVICE:** 0.000  
**ACQUIRED:** Selected by the Braves in Competitive Balance Round A of the 2016 June draft out of Shawnee Mission East High School (KS).

### WENTZ'S CAREER PITCHING STATS

| YEAR                 | CLUB            | W-L   | ERA  | G  | GS | CG | SHO | SV  | IP    | H   | R  | ER | HR | BB | SO  |
|----------------------|-----------------|-------|------|----|----|----|-----|-----|-------|-----|----|----|----|----|-----|
| 2016                 | GCL Braves (Rk) | 0-0   | 0.00 | 4  | 4  | 0  | 0   | 0/0 | 12.0  | 3   | 0  | 0  | 0  | 5  | 18  |
|                      | Danville (Rk)   | 1-4   | 5.06 | 8  | 8  | 0  | 0   | 0/0 | 32.0  | 31  | 18 | 18 | 0  | 20 | 35  |
| 2017                 | Rome (A)        | 8-3   | 2.60 | 26 | 26 | 0  | 0   | 0/0 | 131.2 | 99  | 44 | 38 | 4  | 46 | 152 |
| 2018                 | Florida (Adv-A) | 3-4   | 2.28 | 16 | 16 | 0  | 0   | 0/0 | 67.0  | 49  | 17 | 17 | 3  | 24 | 53  |
| Minor League Totals: |                 | 12-11 | 2.71 | 54 | 54 | 0  | 0   | 0/0 | 242.2 | 182 | 79 | 73 | 7  | 95 | 258 |

### WENTZ'S 2018 SEASON

- Entered the season ranked the Braves' No. 10 prospect by MLB.com and No. 11 prospect by *Baseball America*.
- Made 16 starts for Advanced-A Florida and went 3-4 with a 2.28 ERA, a .206 BAA and 53 strikeouts.
- His 2.28 ERA was lowest among all Atlanta farmhands with at least 15 starts.
- Made five consecutive scoreless starts from 6/21-7/14, tossing 29.0 innings with 17 hits, three walks and 21 strikeouts.
- Went 2-0 with a 0.43 ERA (1 ER in 21.0 IP) in four July starts.
- In seven home starts for the Fire Frogs, was 2-0 with a 0.53 ERA (2 ER in 34.0 IP) and a .171 BAA.
- Held right-handed batters to a .194 average, while left-handers hit .231 against him.
- Entering 2019, is ranked the Braves' No. 12 prospect by both MLB.com and *Baseball America*.
- Selected as a non-roster invitee to Braves Spring Training for the first time in his career.

### WENTZ'S CAREER NOTES

**2017:** Entered the season ranked the Braves' No. 8 prospect by MLB.com and No. 15 prospect by *Baseball America* ... Named the Most Valuable Pitcher in the South Atlantic League and earned selection to the SAL Postseason All-Star team after going 8-3 with a 2.60 ERA, a .209 BAA and 152 strikeouts over 26 starts with Class-A Rome ... Ranked second in the SAL in strikeouts and fourth in ERA ... Ranked in the Top 10 among Braves farmhands (min. 75.0 IP) in starter's ERA (T-2nd, 2.60), wins (T-3rd, 8), strikeouts (3rd, 152), SO/9.0 IP (3rd, 10.4), innings pitched (7th, 131.1) and hits/9.0 IP (T-8th, 6.8) ... Was a perfect 5-0 with a 1.55 ERA (13 ER in 75.1 IP) in 14 home starts ... Went 3-0 with a 1.03 ERA (4 ER in 35.0 IP) in six starts in July ... Ended the season on a seven-game winning streak, going 7-0 with a 2.35 ERA over his final 17 starts ... Following the season, named a Class-A All-Star by *BA* and a MiLB.com Braves Organization All-Star.

**2016:** Made his professional debut, going 1-4 with a 3.68 ERA (18 ER in 44.0 IP) and a .222 BAA in 12 starts between the GCL Braves and Rookie-level Danville ... Did not allow a run in four starts (12.0 IP) in the GCL before joining Danville on 7/20 ... Earned his first career win on 8/24 at Greeneville, tossing 5.0 scoreless, four-hit frames and striking out seven ... Following the season, tabbed the No. 10 prospect in the Appalachian League by *Baseball America*.

**AWARDS & HONORS:** MiLB.com Braves Organization All-Star (2017) ... South Atlantic League Postseason All-Star (2017) ... South Atlantic League Most Outstanding Pitcher (2017) ... *Baseball America* Low Class-A All-Star (2017).

**TRANSACTIONS:** Selected by the Atlanta Braves in Competitive Balance Round A (40th overall) of the 2016 June draft out of Shawnee Mission East High School (Shawnee Mission, KS).

### SINGLE-GAME CAREER HIGHS

**IP:** 7.0 (3x, last: 8/5/17, ROM vs. ASH)  
**SO:** 9 (2x, last: 8/5/17, ROM vs. ASH)  
**BB:** 6 (5/11/18, FLA @ TAM)  
**H:** 9 (2x, 5/3/17, ROM @ HAG)  
**ER:** 6 (7/22/16, DAN vs. PRN)

WENTZ



## ANDY WILKINS - INFILDER

**B/T:** Left / Right      **HT/WT:** 6-1 / 225  
**BORN:** September 13, 1988 in Tulsa, OK  
**OPENING DAY AGE:** 30      **PRO SEASON:** 10th  
**MLB DEBUT:** 8/31/14 with CWS      **MLB SERVICE:** 0.071  
**ACQUIRED:** Signed by the Atlanta Braves as a minor league free agent on January 19, 2019.

### WILKINS'S CAREER HITTING STATS

| YEAR                 | CLUB                | AVG  | G   | AB   | R   | H   | 2B  | 3B | HR  | RBI | BB  | SO  | SB | OBP  | SLG  |
|----------------------|---------------------|------|-----|------|-----|-----|-----|----|-----|-----|-----|-----|----|------|------|
| 2010                 | Great Falls (Rk)    | .307 | 53  | 218  | 37  | 67  | 14  | 1  | 6   | 40  | 33  | 31  | 7  | .396 | .463 |
| 2011                 | Win-Salem (Adv-A)   | .278 | 134 | 493  | 72  | 137 | 33  | 0  | 23  | 89  | 56  | 91  | 2  | .349 | .485 |
| 2012                 | Birmingham (AA)     | .239 | 116 | 435  | 68  | 104 | 28  | 1  | 17  | 69  | 63  | 94  | 6  | .335 | .425 |
| 2013                 | Birmingham (AA)     | .288 | 67  | 243  | 37  | 70  | 16  | 0  | 10  | 49  | 38  | 58  | 3  | .386 | .477 |
|                      | Charlotte (AAA)     | .265 | 58  | 215  | 25  | 57  | 13  | 0  | 7   | 30  | 14  | 52  | 2  | .312 | .423 |
| 2014                 | Charlotte (AAA)     | .293 | 127 | 491  | 79  | 144 | 38  | 1  | 30  | 85  | 34  | 91  | 0  | .338 | .558 |
|                      | CHI. SOX (MLB)      | .140 | 17  | 43   | 2   | 6   | 2   | 0  | 0   | 2   | 2   | 22  | 0  | .178 | .186 |
| 2015                 | Buffalo (AAA)       | .264 | 21  | 72   | 9   | 19  | 4   | 0  | 0   | 9   | 11  | 13  | 0  | .353 | .319 |
|                      | Oklahoma City (AAA) | .249 | 105 | 362  | 53  | 90  | 25  | 1  | 18  | 70  | 36  | 81  | 0  | .307 | .472 |
| 2016                 | Col. Springs (AAA)  | .235 | 91  | 327  | 44  | 77  | 20  | 2  | 12  | 56  | 41  | 91  | 3  | .321 | .419 |
|                      | MILWAUKEE (MLB)     | .125 | 26  | 24   | 3   | 3   | 1   | 0  | 1   | 3   | 3   | 10  | 1  | .222 | .292 |
| 2017                 | Chattanooga (AA)    | .254 | 61  | 232  | 39  | 59  | 15  | 0  | 12  | 44  | 37  | 70  | 2  | .358 | .474 |
| 2018                 | Rochester (AAA)     | .162 | 22  | 74   | 5   | 12  | 2   | 0  | 2   | 8   | 6   | 23  | 1  | .225 | .270 |
|                      | Chattanooga (AA)    | .221 | 40  | 136  | 21  | 30  | 5   | 1  | 12  | 28  | 21  | 40  | 1  | .333 | .537 |
| Minor League Totals: |                     | .263 | 895 | 3298 | 489 | 866 | 213 | 7  | 149 | 577 | 390 | 735 | 27 | .339 | .467 |
| Major League Totals: |                     | .134 | 43  | 67   | 5   | 9   | 3   | 0  | 1   | 5   | 5   | 32  | 1  | .194 | .224 |

### WILKINS'S 2018 SEASON

- Signed by the Minnesota Twins as a minor league free agent on 1/25.
- Combined to bat .200 (7 2B, 1 3B, 14 HR, 26 R, 36 RBI, 2 SB) in 62 games between Double-A Chattanooga and Triple-A Rochester.
- Was on Chattanooga's disabled list until 6/8...activated on 6/9 and batted .221 (5 2B, 1 3B, 12 HR, 21 R, 28 RBI, 1 SB) in 40 games.
- Hit .356 (16-for-45) with five homers and 15 RBI in 13 June games for the Lookouts.
- Blasted two homers and tallied six RBI (3-for-4) on 6/13 at Birmingham.
- Promoted to Rochester on 7/16, batted .162 (2 2B, 2 HR, 5 R, 8 RBI, 1 SB) in 22 games before being sent back to Chattanooga on 8/21.
- In his first game with the Red Wings on 7/16 vs. Louisville, hit a grand slam off Brandon Finnegan.
- Over his final 13 games with the Lookouts, homered six times but batted just .191 (9-for-47).
- Posted a .995 fielding percentage (1 error/192 TC) in 29 games at first base between the two levels...also played third base (4 games) and right field (2 games).
- Following the season, played for both Magallanes of the Venezuelan Winter League (.220, 5 HR, 9 RBI in 25 games) and for Culiacan of the Mexican Pacific League (.174, 4 HR, 8 RBI in 20 games).

### WILKINS'S CAREER NOTES

**2017:** Opened the season with Sugar Land of the independent Atlantic League, batting .318 (11 2B, 13 HR, 26 R, 34 RBI, 2 SB) in 43 games ... Signed by the Twins in June and joined Chattanooga, where he hit .254 (15 2B, 12 HR, 39 R, 44 RBI, 2 SB) in 61 games ... Hit .292 (57-for-195) with 12 homers against right-handers, but just .054 (2-for-37) against left-handers.

**2016:** Spent most of the season with Triple-A Colorado Springs in the Milwaukee Brewers organization, batting .235 (20 2B, 2 3B, 12 HR, 44 R, 56 RBI, 3 SB) in 91 games ... Hit 11 of his 12 homers and tallied 50 of his 56 RBI in the first half, batting .238 ... Batted .714 (5-for-7) with the bases loaded, hitting two grand slams ... Recalled by the Brewers twice, on 7/6 and on 10/3 ... Hit .125 (1 2B, 1 HR, 3 R, 3 RBI, 1 SB) in 26 games with Milwaukee.

**2015:** Combined to bat .251 (29 2B, 1 3B, 18 HR, 62 R, 79 RBI) in 126 games between Triple-A Buffalo (Toronto Blue Jays) and Triple-A Oklahoma City (LA Dodgers) ... Hit a season-best .305 (25-for-82) with six homers and 22 RBI in 24 games in July ... Batted .800 (4-for-5) with the bases loaded for the OKC Dodgers ... Designated for assignment on 9/3, claimed off waivers by Baltimore, Seattle, Texas, and Milwaukee.

**2014:** Had a breakout year with Triple-A Charlotte of the Chicago White Sox organization, batting .293 (38 2B, 1 3B, 30 HR, 85 RBI) in 127 games to earn International League Postseason All-Star honors ... Also named a White Sox Organization All-Star by MiLB.com and a Triple-A All-Star by *Baseball America* ... Led the White Sox system and the IL in both homers (career-high 30) and RBI (85) ... His .293 average ranked fifth in the Chicago system and 10th in the IL ... Also led the IL in extra-base hits (69) and total bases (274), ranked second in doubles (38) and slugging percentage (.558), fourth in hits (144) and runs (79) ... Had four two-homer games, including a seven-RBI effort on 7/23 at Indianapolis (3-run, grand slam homers) ... Hit .431 (47-for-109) with 12 homers and 31 RBI in 27 July games, earning the IL Player of the Month award ... Earned back-to-back IL Player of the Week awards on 7/21 and 7/28, hitting .532 (25-for-47) with 10 homers and 24 RBI ... Batted .379 (16 2B, 14 HR, 37 R, 39 RBI) with a 1.178 OPS after the All-Star break ... Batted .360 (41-for-114, 7 2B, 12 HR, 61 RBI) with runners in scoring position ... had his contract selected by the White Sox on 8/31 and made his Major League debut that night vs. Detroit (0-for-4) ... Notched his first MLB hit on 9/7 at Cleveland (double off Carlos Carrasco) ... In 17 total games with the White Sox, hit .140 (2 2B, 2 R, 2 RBI).

**2013:** Entered the season rated the White Sox' No. 12 prospect by *Baseball America* ... Combined to bat .277 (29 2B, 17 HR, 62 R, 79 RBI, 5 SB) in 125 games between Double-A Birmingham and Charlotte ... Ranked among White Sox organizational leaders in RBI (4th), home runs (T-4th), extra-base hits (T-6th, 46), doubles (7th), total bases (7th, 127) and walks (9th, 52) ... Hit .288 (16 2B, 10 HR, 37 R, 49 RBI, 3 SB) in 67 first-half games with Birmingham, earning selection to the Southern League All-Star Game ... Promoted to Charlotte for his Triple-A debut on 6/24 and hit .265 (13 2B, 7 HR, 25 R, 30 RBI, 2 SB) in 58 games ... Tallied five homers and 16 RBI in 23 July games, earning the International League Player of the Week award on 7/22 ...

**2012:** With Birmingham, ranked among Southern League leaders in homers (7th, 17), RBI (8th, 69), doubles (T-8th, 28) and walks (9th, 63), batting .239 in 116 games ... Led the Barons in doubles, homers, extra-base hits (46) and RBI ... Was on the disabled list with right shoulder inflammation from 5/12-5/29 ... Had a pair of two-homer games in June, batting .272 (9 2B, 6 HR, 17 R, 21 RBI) in 25 games during the month.

**2011:** Was a Carolina League Midseason and Postseason All-Star with Advanced-A Winston-Salem, batting .278 (33 2B, 23 HR, 72 R, 89 RBI, 2 SB) in 134 games ... Ranked among league leaders in homers (2nd), RBI (2nd), games (2nd), total bases (3rd, 239), doubles (3rd), extra-base hits (3rd, 56), slugging percentage (4th, .485), hits (5th, 137) and average (10th) ... Twice named Carolina League Batter of the Week, on 5/29 and 9/5 ... Hit .317 (21 2B, 13 HR, 39 R, 56 RBI, 2 SB) in the second half.


**2010:** Made his professional debut with Rookie-level Great Falls, earning Pioneer League Postseason All-Star honors after batting .307 (14 2B, 1 3B, 6 HR, 37 R, 40 RBI, 7 SB) in 53 games ... Ranked fifth among White Sox minor leaguers in batting and on-base percentage (.396) ... Rated by *Baseball America* as the "Best Pure Hitter" and "Best Power Hitter" of the White Sox 2010 draft class.

**AWARDS & HONORS:** Pioneer League Postseason All-Star (2010) ... Carolina League Player of the Week (5/31/11, 9/6/11) ... Carolina League Midseason All-Star (2011) ... Carolina League Postseason All-Star (2011) ... Southern League Midseason All-Star (2013) ... International League Player of the Week (7/22/13, 7/21/14, 7/28/14) ... International League Player of the Month (7/2014) ... International League Postseason All-Star (2014) ... MiLB.com White Sox Organization All-Star (2014) ... *Baseball America* Triple-A All-Star (2014).

**TRANSACTIONS:** Selected by the Chicago White Sox in the fifth round of the 2010 June draft out of the University of Arkansas (Fayetteville, AR) ... Claimed off waivers from the White Sox by the Toronto Blue Jays (3/29/15) ... Traded by the Blue Jays to the Los Angeles Dodgers in exchange for cash (5/3/15) ... Claimed off waivers from the Dodgers by the Baltimore Orioles (9/6/15) ... Claimed off waivers from the Orioles by the Seattle Mariners (12/2/15) ... Claimed off waivers from the Mariners by the Texas Rangers (12/14/15) ... Claimed off waivers from the Rangers by the Milwaukee Brewers (12/23/15) ... Signed by the Minnesota Twins as a free agent (6/12/17) ... Signed by the Twins as a minor league free agent (1/25/18) ... Signed by the Atlanta Braves as a minor league free agent on DATE.

**SINGLE-GAME CAREER HIGHS**

|             |                                    |
|-------------|------------------------------------|
| <b>H:</b>   | 5 (2x, last: 6/27/12, BIR @ TNS)   |
| <b>HR:</b>  | 2 (13x, last: 6/13/18, CHAT @ BIR) |
| <b>RBI:</b> | 7 (7/23/14, CHA @ IND)             |
| <b>R:</b>   | 3 (11x, last: 8/20/17, CHAT @ TNS) |
| <b>SB:</b>  | 1 (28x, last: 9/2/18, CHAT @ JXN)  |



# BRYSE WILSON - PITCHER

40-MAN

**B/T:** Right / Right **HT/WT:** 6-2 / 225  
**BORN:** December 20, 1997 in Durham, NC  
**OPENING DAY AGE:** 21 **PRO SEASON:** 4th  
**MLB DEBUT:** 8/20/18 with ATL **MLB SERVICE:** 0.042  
**ACQUIRED:** Selected by the Braves in the fourth round of the 2016 June draft out of Orange High School (Hillsborough, NC)

## WILSON'S CAREER PITCHING STATS

| YEAR                 | CLUB             | W-L   | ERA  | G  | GS | CG | SHO | SV  | IP    | H   | R   | ER | HR | BB | SO  |
|----------------------|------------------|-------|------|----|----|----|-----|-----|-------|-----|-----|----|----|----|-----|
| 2016                 | GCL Braves (Rk)  | 1-1   | 0.68 | 9  | 6  | 0  | 0   | 0/0 | 26.2  | 16  | 4   | 2  | 0  | 8  | 29  |
| 2017                 | Rome (A)         | 10-7  | 2.50 | 26 | 26 | 1  | 1   | 0/0 | 137.0 | 105 | 45  | 38 | 8  | 37 | 139 |
| 2018                 | Florida (Adv-A)  | 2-0   | 0.34 | 5  | 5  | 0  | 0   | 0/0 | 26.2  | 16  | 4   | 1  | 0  | 7  | 26  |
|                      | Mississippi (AA) | 3-5   | 3.97 | 15 | 15 | 0  | 0   | 0/0 | 77.0  | 77  | 40  | 34 | 3  | 26 | 89  |
|                      | Gwinnett (AAA)   | 3-0   | 5.32 | 5  | 3  | 0  | 0   | 0/0 | 22.0  | 20  | 13  | 13 | 6  | 3  | 28  |
|                      | ATLANTA (MLB)    | 1-0   | 6.43 | 3  | 1  | 0  | 0   | 0/0 | 7.0   | 8   | 5   | 5  | 0  | 6  | 6   |
| Minor League Totals: |                  | 19-13 | 2.74 | 60 | 55 | 1  | 1   | 0/0 | 289.1 | 234 | 106 | 88 | 17 | 81 | 311 |
| Major League Totals: |                  | 1-0   | 6.43 | 3  | 1  | 0  | 0   | 0/0 | 7.0   | 8   | 5   | 5  | 0  | 6  | 6   |

## WILSON'S 2018 SEASON

- Opened the year rated the Braves' No. 12 prospect by *Baseball America* and No. 13 prospect by MLB.com.
- Combined to go 8-5 with a 3.44 ERA (48 ER in 125.2 IP) over 25 games (23 starts) between Advanced-A Florida, Double-A Mississippi and Triple-A Gwinnett.
- His 3.44 ERA ranked seventh among Braves' minor league pitchers (min. 100.0 IP)...also ranked among organization top five in SO/BB ratio (1st, 3.97), strikeouts (2nd, 143), BB/9.0 IP ratio (2nd, 2.6), SO/9.0 IP ratio (3rd, 10.2), WHIP (4th, 1.186) and wins (T-5th, 8).
- Began the year with Florida, going 2-0 with a 0.34 ERA (1 ER in 26.2 IP) and a .167 BAA in five starts from 4/10-5/2...had two quality starts.
- Named Florida's April Pitcher of the Month by Atlanta (2-0, 0.45 ERA, .178 BAA in 4 starts).
- Did not allow a run over 13.1 innings spanning his last two starts with the Fire Frogs from 4/26-5/2 before being promoted to Mississippi on 5/8.
- Made 15 starts on his Double-A debut with Mississippi, going 3-5 with a 3.97 ERA (34 ER in 77.0 IP).
- Won his Double-A debut on 5/8 vs. Mobile (5.0 IP, 5 H, 3 R, 3 ER, 1 HR, 1 HB, 1 BB, 4 SO in 10-3 victory), but went on to go 0-5 with a 6.35 ERA (28 ER in 39.2 IP) over his next nine starts from 5/13-6/28.
- Went 1-0 with a 0.00 ERA (0 ER in 13.1 IP) over two starts from 7/3-7/8, earning the Southern League Pitcher of the Week award for 7/2-7/8.
- Named Mississippi's July Pitcher of the Month by Atlanta (2-0, 0.84 ERA, .177 BAA in 5 starts).
- Promoted to Gwinnett for his Triple-A debut on 8/1 and went 3-0 with a 5.32 ERA (13 ER in 22.0 IP) and a .238 BAA in five games (3 starts) in August.
- Won all three of his starts with the Stripers, going 3-0 with a 4.50 ERA (10 ER in 20.0 IP), a .205 BAA and one quality start.
- In his Triple-A debut on 8/4 vs. Norfolk (win, 5.1 IP, 7 H, 6 R, 6 ER, 3 HR, 1 BB, 8 SO in 10-6 victory), became the second youngest starting pitcher in Gwinnett's 10-year history (20 years, 7 months, 15 days), older than only Julio Teheran (20 years, 2 months, 12 days on 4/8/11 vs. Durham).
- **Set a Gwinnett single-game record with a career-high 13 strikeouts on 8/15 vs. Louisville** (win, 8.0 IP, 1 H, 0 R, 0 BB)...faced the minimum 24 batters in a 4-3 win...the 13 strikeouts eclipsed the previous Gwinnett record of 12, set by Charlie Morton in the fourth game in club history on 4/12/09 at Charlotte.
- Named IL Pitcher of the Week for 8/13-8/19 (1-0, 0.00 ERA, 0.13 WHIP, .042 BAA in 1 start).
- Had his contract selected by Atlanta on 8/20 and made his MLB debut that night at Pittsburgh, earning the win (5.0 IP, 3 H, 0 R, 3 BB, 5 SO in the Braves' 1-0 shutout...was the youngest starting pitcher (20 years, 243 days) in MLB history to win 1-0 in his debut.
- Optioned back to Gwinnett on 8/21 and pitched twice in relief on 8/26 and 8/29, going 0-0 with a 13.50 ERA (3 ER in 2.0 IP).
- Recalled by Atlanta on 9/1, where he finished 1-0 with a 6.43 ERA (5 ER in 7.0 IP) and a .308 BAA in 3 games (1 start)...was not on the NLDS roster.
- Entering 2019, is ranked the No. 80 prospect in baseball by *BA* and the No. 82 prospect in baseball by MLB.com...also rated the Braves' No. 6 prospect by *BA* and No. 7 prospect by MLB.com.

## WILSON'S CAREER NOTES

**2017:** Named by Atlanta as Class-A Rome's Pitcher of the Year after going 10-7 with a 2.50 ERA (38 ER in 137.0 IP) over 26 starts ... Led Braves' farmhands in starters' ERA (min. 75.0 IP) and ranked in the top 10 in wins (2nd), strikeouts (5th, 139) and innings (6th) ... Earned South Atlantic League Midseason and Postseason All-Star honors ... Named SAL Pitcher of the Week for 7/3-7/9 after tossing a 9.0-inning five-hit shutout on 7/8 vs. West Virginia.

**2016:** Made his professional debut with the GCL Braves, going 1-1 with a 0.67 ERA (2 ER in 26.2 IP) and a .172 BAA in nine games (6 starts).


**AWARDS & HONORS:** South Atlantic League Pitcher of the Week (7/9/17) ... SL Midseason and Postseason All-Star (2017) ... Class-A Rome Pitcher of the Year (2017) ...

*Baseball America* Low Class-A All-Star (2017) ... MiLB.com Braves Organization All-Star (2017) ... Southern League Pitcher of the Week (7/8/18) ... International League Pitcher of the Week (8/19/18).

**TRANSACTIONS:** Selected by the Atlanta Braves in the fourth round (109th overall) of the 2016 June draft out of Orange High School (Hillsborough, NC).

## SINGLE-GAME CAREER HIGHS

**IP:** 9.0 (7/8/17, ROM vs. WV)  
**SO:** 13 (8/15/18, GWN vs. LOU)  
**BB:** 4 (3x, last: 8/19/17, ROM @ COL)  
**H:** 10 (5/25/18, MIS vs. JAX)  
**ER:** 7 (6/5/18, MIS vs. MTG)



# KYLE WRIGHT - PITCHER

40-MAN

**B/T:** Right / Right      **HT/WT:** 6-4 / 215  
**BORN:** October 2, 1995 in Huntsville, AL  
**OPENING DAY AGE:** 23      **PRO SEASON:** 3rd  
**MLB DEBUT:** 9/4/18 with ATL      **MLB SERVICE:** 0.030  
**ACQUIRED:** Selected by the Braves in the first round (5th overall) of the 2017 June draft out of Vanderbilt University (Nashville, TN).

## WRIGHT'S CAREER PITCHING STATS

| YEAR                 | CLUB             | W-L  | ERA  | G  | GS | CG | SHO | SV  | IP    | H   | R  | ER | HR | BB | SO  |
|----------------------|------------------|------|------|----|----|----|-----|-----|-------|-----|----|----|----|----|-----|
| 2017                 | GCL Braves (Rk)  | 0-0  | 1.59 | 3  | 3  | 0  | 0   | 0/0 | 5.2   | 3   | 1  | 1  | 0  | 2  | 8   |
|                      | Florida (Adv-A)  | 0-1  | 3.18 | 6  | 6  | 0  | 0   | 0/0 | 11.1  | 8   | 4  | 4  | 0  | 4  | 10  |
| 2018                 | Mississippi (AA) | 6-8  | 3.70 | 20 | 20 | 0  | 0   | 0/0 | 109.1 | 103 | 51 | 45 | 6  | 43 | 105 |
|                      | Gwinnett (AAA)   | 2-1  | 2.51 | 7  | 4  | 0  | 0   | 0/0 | 28.2  | 15  | 9  | 8  | 2  | 8  | 28  |
|                      | ATLANTA (MLB)    | 0-0  | 4.50 | 4  | 0  | 0  | 0   | 0/0 | 6.0   | 4   | 3  | 3  | 2  | 6  | 5   |
| Minor League Totals: |                  | 8-10 | 3.37 | 36 | 33 | 0  | 0   | 0/0 | 155.0 | 129 | 65 | 58 | 8  | 57 | 151 |
| Major League Totals: |                  | 0-0  | 4.50 | 4  | 0  | 0  | 0   | 0/0 | 6.0   | 4   | 3  | 3  | 2  | 6  | 5   |

## WRIGHT'S 2018 SEASON

- Opened the season ranked the Braves' No. 2 prospect and No. 30 in baseball by MLB.com...also ranked the Braves' No. 4 and No. 34 overall by *Baseball America*.
- Combined to go 8-9 with a 3.46 ERA (53 ER in 138.0 IP) and a .230 BAA in 27 games (24 starts) between Double-A Mississippi and Gwinnett.
- His 3.46 ERA ranked eighth among Braves' minor league pitchers (min. 100.0 IP)...also ranked in the Braves' organization top 5 in innings (3rd, 138.0), fewest hits/9.0 IP ratio (3rd, 7.7), strikeouts (T-4th, 133), starts (T-4th, 24) and wins (T-5th, 8).
- Began the year with Mississippi, going 6-8 with a 3.70 ERA (45 ER in 109.1 IP) and a .249 BAA in 20 starts on his Double-A debut...had 10 quality starts.
- Was M-Braves' Opening Night starter on 4/5 vs. Tennessee (ND, 3.2 IP, 3 H, 0 R, 3 BB, 3 SO in 3-0 win).
- Earned first Double-A win on 4/21 at Mobile, tossing 6.0 scoreless innings (1 H, 2 BB, 4 SO) in a 3-1 victory.
- Went 3-1 with a 2.50 ERA (11 ER in 39.2 IP) in 6 second-half starts for Mississippi, including 2-1 with a 2.33 ERA (7 ER in 27.0 IP) over 4 starts in July.
- **Selected to the 2018 MLB All-Star Futures Game on 7/15 in Washington, DC...pitched 1.0 perfect inning and earned a hold for the USA Team.**
- Threw a career-high 8.0 innings (4 H, 1 R, 1 ER, 1 HR, 2 BB, 4 SO) in his last outing for Mississippi on 7/25 vs. Mobile, a 1-0 loss.
- As of 7/30, ranked among Southern League leaders in GO/AO ratio (2nd, 1.53), starts (T-3rd, 20), innings (T-6th, 109.1) and strikeouts (10th, 105).
- Promoted to Gwinnett on 7/30...went 2-1 with a 2.51 ERA (8 ER in 28.2 IP) and a .152 BAA in 7 games (4 starts) on his Triple-A debut.
- His 2.51 ERA ranked 10th in the International League from 8/1-9/3.
- Pitched 5.2 no-hit innings (2 R, 2 ER, 1 HB, 4 BB, 5 SO) in his Triple-A debut on 8/3 vs. Norfolk, earning the win as the Stripers prevailed 5-4.
- Fired 7.0 scoreless, one-hit innings (1 BB, 8 SO) to lead the Stripers to a 6-0 shutout on 8/13 vs. Louisville.
- Made four starts for the Stripers from 8/3-8/19, going 2-1 with a 2.81 ERA (8 ER in 25.2 IP), a .146 BAA and two quality starts.
- Moved to the Stripers' bullpen in late August and notched three scoreless outings (3.0 IP, 2 H, 0 BB, 3 SO) from 8/25-8/31.
- Had his contract selected by Atlanta on 9/1 and pitched four times in relief on his MLB debut, going 0-0 with a 4.50 ERA (3 ER in 6.0 IP) and a .182 BAA.
- Tossed 2.0 scoreless, hitless innings (1 BB, 2 SO) in his MLB debut on 9/4 vs. Boston.
- Enters 2019 ranked the No. 30 prospect in baseball by MLB.com and No. 39 in baseball by *BA*...also ranked the Braves' No. 2 prospect by MLB.com and No. 4 prospect by *BA*.

## WRIGHT'S CAREER NOTES

**2017:** Made his professional debut, going 0-1 with a 2.65 ERA (5 ER in 17.0 IP) in nine starts between the GCL Braves and Advanced-A Florida ... Held opposing batters to a .186 average (11-for-59, 0 HR) across both levels ... Debuted on 7/17 at GCL Yankees West (1.2 IP, 1 H, 1 R, 1 ER, 3 SO) ... Made four consecutive scoreless starts (2.0 IP in each, 2 in GCL, 2 at Advanced-A) from 7/22-8/6, allowing a combined three hits while striking out seven ... Had a 0.90 ERA (1 ER in 10.0 IP, 5 H, 10 SO) in five road starts ... Three of his five earned runs came in one outing on 8/27 at Daytona (1.1 IP, 3 H, 3 R, 3 ER, 2 BB, 2 SO).

**MISC:** At Vanderbilt, went 19-11 with a 2.78 ERA over 61 games (35 starts) in three seasons ... Was the No. 2 starter on the 2015 Commodores team that finished NCAA runners-up in his freshman year ... Went 6-1 with a 1.23 ERA (8 ER in 58.2 IP) and four saves in 29 games (3 starts) as a freshman ... Converted to full-time starter for sophomore season and made 16 starts in each of his final two years at Vandy ... Struck out 227 batters in 196.0 innings over 32 starts during his sophomore and junior seasons ...

Became the highest drafted pitcher out of Vanderbilt since the Tampa Bay Devil Rays selected LHP David Price No. 1 overall in 2007.

**AWARDS & HONORS:** MLB All-Star Futures Game (2018).

**TRANSACTIONS:** Selected by the Atlanta Braves in the first round (5th overall) of the 2017 June draft out of Vanderbilt University (Nashville, TN).

## SINGLE-GAME CAREER HIGHS

**IP:** 8.0 (7/25/18, MIS vs. MOB)  
**SO:** 13 (6/26/18, MIS vs. JAX)  
**BB:** 5 (6/8/18, MIS vs. PNS)  
**H:** 9 (6/8/18, MIS vs. PNS)  
**ER:** 6 (4/26/18, MIS vs. JXN)

WRIGHT





## HUASCAR YNOA - PITCHER

40-MAN

**B/T:** Right / Right      **HT/WT:** 6-2 / 220  
**BORN:** May 28, 1998 in Puerto Plata, Dominican Republic  
**OPENING DAY AGE:** 20      **PRO SEASON:** 5th  
**MLB DEBUT:** None      **MLB SERVICE:** 0.000  
**ACQUIRED:** Via trade with the Minnesota Twins in exchange for LHP Jaime Garcia, C Anthony Recker and cash on July 24, 2017.

### YNOA'S CAREER PITCHING STATS

| YEAR                 | CLUB             | W-L   | ERA  | G  | GS | CG | SHO | SV  | IP    | H   | R   | ER  | HR | BB  | SO  |
|----------------------|------------------|-------|------|----|----|----|-----|-----|-------|-----|-----|-----|----|-----|-----|
| 2015                 | DSL Twins (Rk)   | 2-5   | 2.70 | 14 | 14 | 0  | 0   | 0/0 | 56.2  | 43  | 25  | 17  | 1  | 30  | 47  |
| 2016                 | GCL Twins (Rk)   | 3-5   | 3.18 | 11 | 11 | 0  | 0   | 0/0 | 51.0  | 44  | 22  | 18  | 1  | 12  | 51  |
| 2017                 | Elizabethon (Rk) | 0-1   | 5.26 | 6  | 6  | 0  | 0   | 0/0 | 25.2  | 28  | 16  | 15  | 1  | 14  | 23  |
|                      | Danville (Rk)    | 0-3   | 5.26 | 7  | 7  | 0  | 0   | 0/0 | 25.2  | 24  | 17  | 15  | 1  | 15  | 27  |
| 2018                 | Rome (A)         | 7-8   | 3.63 | 18 | 18 | 0  | 0   | 0/0 | 91.2  | 69  | 49  | 37  | 7  | 42  | 100 |
|                      | Florida (Adv-A)  | 1-4   | 8.03 | 6  | 6  | 0  | 0   | 0/0 | 24.2  | 33  | 23  | 22  | 1  | 12  | 31  |
| Minor League Totals: |                  | 13-26 | 4.05 | 62 | 62 | 0  | 0   | 0/0 | 275.1 | 241 | 152 | 124 | 12 | 125 | 279 |

### YNOA'S 2018 SEASON

- Entered the season ranked the Braves' No. 25 prospect by *Baseball America*.
- Combined to go 8-12 with a 4.56 ERA (59 ER in 116.1 IP), a .231 BAA and 131 strikeouts in 24 starts between Class-A Rome and Advanced-A Florida.
- Ranked in the Top 10 among Atlanta farmhands in starts (T-4th, 24), wins (T-5th, 8) and strikeouts (T-6th, 131).
- Went 3-2 with a 2.53 ERA (9 ER in 32.0 IP) and a .193 BAA in five June starts with Rome.
- Tossed 6.0 innings (4 H, 0 R, 2 BB) and struck out a career-high 11 on 6/6 at Asheville.
- After going 2-0 with a 1.00 ERA (2 ER in 18.0 IP) in three July starts with Rome, was promoted to Florida on 7/24.
- Fired 6.0 scoreless, one-hit innings and struck out seven for his lone win with the Fire Frogs on 8/13 at St. Lucie.
- Had his contract selected by the Braves and was added to the 40-man roster on 11/20.
- Entering 2019, is rated the Braves' No. 14 prospect by MLB.com and No. 19 prospect by *BA*.

### YNOA'S CAREER NOTES

**2017:** Made 13 starts in the Appalachian League across two different organizations, Minnesota and Atlanta ... Went 0-4 with a 5.26 ERA (30 ER in 51.1 IP) and 50 strikeouts in 13 starts between Elizabethon (Twins) and Danville (Braves) ... Acquired by the Braves from the Twins on 7/24 ... Was rated as Minnesota's No. 22 prospect by MLB.com at the time he was acquired ... Posted a 1.13 ERA (1 ER in 8.0 IP) over his first two starts with the D-Braves ... Tossed 5.0 scoreless, two-hit frames (0 BB, 6 SO) in his final start of the year on 8/31 vs. Pulaski.

**2016:** Went 3-5 with a 3.18 ERA in 11 starts with the Gulf Coast League Twins ... Posted a 2.82 ERA (7 ER in 22.1 IP) and struck out 29 in 22.1 innings over five July starts ... Earned all three of his wins in August, going 3-1 with a 3.42 ERA (9 ER in 23.2 IP) in five starts.

**2015:** Began his professional career with the Dominican Summer League Twins ... Went 2-5 with a 2.70 ERA and a .207 BAA in 14 starts ... In five June starts, posted a 1.96 ERA (4 ER in 18.1 IP).

**TRANSACTIONS:** Signed by the Minnesota Twins as a non-drafted free agent (7/2/14) ... Traded by the Twins to the Atlanta Braves in exchange for LHP Jaime Garcia, C Anthony Recker and cash considerations (7/24/17).

### SINGLE-GAME CAREER HIGHS

**IP:** 7.0 (3x, last: 7/22/18, ROM vs. CSC)  
**SO:** 11 (6/6/18, ROM @ ASH)  
**BB:** 5 (2x, last: 5/20/18, ROM vs. ASH)  
**H:** 8 (7/23/17, ELZ vs. BLU)  
**ER:** 9 (8/8/18, FLA vs. PMB)



## 2018 SEASON IN REVIEW

Touki Toussaint went 5-0 with a 1.43 ERA in eight starts on his Triple-A debut with the Stripers. He was named the Atlanta Braves Minor League Pitcher of the Year for 2018.

(Photo: Bob Chadwick)

# 2018 INTERNATIONAL LEAGUE FINAL STANDINGS & OVERVIEW

| NORTH DIVISION                 | W-L          | PCT.        | GB         | HOME         | AWAY         | DIVISION     |
|--------------------------------|--------------|-------------|------------|--------------|--------------|--------------|
| #Lehigh Valley IronPigs (PHI)  | 84-56        | .600        | --         | 43-27        | 41-29        | 57-32        |
| &Scranton/WB RailRiders (NYY)  | 73-65        | .529        | 10.0       | 39-29        | 34-36        | 48-41        |
| Pawtucket Red Sox (BOS)        | 66-73        | .475        | 17.5       | 34-35        | 32-38        | 40-49        |
| Rochester Red Wings (MIN)      | 64-76        | .457        | 20.0       | 29-41        | 35-35        | 44-45        |
| Syracuse Chiefs (WAS)          | 64-76        | .457        | 20.0       | 35-35        | 29-41        | 40-49        |
| Buffalo Bisons (TOR)           | 61-77        | .442        | 22.0       | 33-35        | 28-42        | 38-51        |
| SOUTH DIVISION                 | W-L          | PCT.        | GB         | HOME         | AWAY         | DIVISION     |
| #Durham Bulls (TB)             | 79-60        | .568        | --         | 40-30        | 39-30        | 39-29        |
| <b>Gwinnett Stripers (ATL)</b> | <b>70-69</b> | <b>.504</b> | <b>9.0</b> | <b>40-29</b> | <b>30-40</b> | <b>35-33</b> |
| Norfolk Tides (BAL)            | 69-71        | .493        | 10.5       | 36-34        | 33-37        | 31-38        |
| Charlotte Knights (CHW)        | 64-75        | .460        | 15.0       | 34-36        | 30-39        | 32-37        |
| WEST DIVISION                  | W-L          | PCT.        | GB         | HOME         | AWAY         | DIVISION     |
| #Toledo Mud Hens (DET)         | 73-66        | .525        | --         | 36-34        | 37-32        | 37-32        |
| Columbus Clippers (CLE)        | 73-67        | .521        | 0.5        | 40-30        | 33-37        | 35-34        |
| Indianapolis Indians (PIT)     | 73-67        | .521        | 0.5        | 40-30        | 33-37        | 36-33        |
| Louisville Bats (CIN)          | 61-76        | .445        | 11.0       | 32-38        | 29-38        | 30-39        |

#Division Winner; &Wild Card Winner

## 2018 GOVERNORS' CUP PLAYOFF RESULTS

### SEMIFINALS (Best of 5)

Game 1: Toledo 10 , Durham 3  
 Game 2: Durham 6, Toledo 5  
 Game 3: Durham 4, Toledo 2  
 Game 4: Durham 3, Toledo 2  
**DURHAM WINS SERIES, 3-1**

### SEMIFINALS (Best of 5)

Game 1: Scranton/WB 3, Lehigh Valley 2  
 Game 2: Scranton/WB 3, Lehigh Valley 0  
 Game 3: Lehigh Valley 3, Scranton/WB 2  
 Game 4: Scranton/WB 7, Lehigh Valley 2  
**SCRANTON/WB WINS SERIES, 3-1**

### GOVERNORS' CUP CHAMPIONSHIP (Best of 5)

Game 1: Scranton/WB 3, Durham 2  
 Game 2: Durham 5, Scranton/WB 2  
 Game 3: Durham 3, Scranton/WB 0  
 Game 4: Scranton/WB 5, Durham 2  
 Game 5: Durham 6, Scranton/WB 2  
**DURHAM WINS SERIES, 3-2**

### TRIPLE-A NATIONAL CHAMPIONSHIP GAME

September 18 at Huntington Park in Columbus, OH

PCL: Memphis 14  
 IL: Durham 4

### MEMPHIS WINS NATIONAL CHAMPIONSHIP

## 2018 INTERNATIONAL LEAGUE AWARD WINNERS

|                                      |                                      |
|--------------------------------------|--------------------------------------|
| Most Valuable Player.....            | Joey Meneses, Lehigh Valley IronPigs |
| Most Valuable Pitcher.....           | Cole Irvin, Lehigh Valley IronPigs   |
| Rookie of the Year.....              | Joey Meneses, Lehigh Valley IronPigs |
| Manager of the Year.....             | Gary Jones, Lehigh Valley IronPigs   |
| Executive of the Year.....           | Ken Schnacke, Columbus Clippers      |
| Sports Turf Manager of the Year..... | Matt Parrott, Charlotte Knights      |

## 2018 INTERNATIONAL LEAGUE POSTSEASON ALL-STARS

|                        |  |
|------------------------|--|
| Catcher.....           | Danny Jansen, Buffalo Bisons   |
| First Baseman.....     | Joey Meneses, Lehigh Valley IronPigs   |
| Second Baseman.....    | Kevin Kramer, Indianapolis Indians   |
| Third Baseman.....     | Mitch Walding, Lehigh Valley IronPigs  |
| Shortstop.....         | Kevin Newman, Indianapolis Indians   |
| Outfielders.....       | Brandon Barnes, Columbus Clippers<br>Rusney Castillo, Pawtucket Red Sox<br>Christin Stewart, Toledo Mud Hens |
| Designated Hitter..... | Kennys Vargas, Rochester Red Wings   |
| Utility Player.....    | Kean Wong, Durham Bulls  |
| Starting Pitcher.....  | Cole Irvin, Lehigh Valley IronPigs   |
| Relief Pitcher.....    | Pedro Beato, Lehigh Valley IronPigs  |

## 2018 IL REGULAR SEASON ATTENDANCE

### BY TOTAL ATTENDANCE

|                               |                |
|-------------------------------|----------------|
| Charlotte Knights.....        | 619,639        |
| Indianapolis Indians.....     | 619,122        |
| Columbus Clippers.....        | 587,067        |
| Lehigh Valley IronPigs.....   | 561,745        |
| Buffalo Bisons.....           | 527,988        |
| Durham Bulls.....             | 536,304        |
| Toledo Mud Hens.....          | 507,965        |
| Louisville Bats.....          | 466,026        |
| Rochester Red Wings.....      | 437,974        |
| Scranton/WB RailRiders.....   | 386,819        |
| Pawtucket Red Sox.....        | 394,811        |
| Norfolk Tides.....            | 341,369        |
| Syracuse Chiefs.....          | 277,332        |
| <b>Gwinnett Stripers.....</b> | <b>195,955</b> |

### BY AVERAGE ATTENDANCE

|                               |              |
|-------------------------------|--------------|
| Charlotte Knights.....        | 8,980        |
| Indianapolis Indians.....     | 8,845        |
| Columbus Clippers.....        | 8,633        |
| Lehigh Valley IronPigs.....   | 8,511        |
| Buffalo Bisons.....           | 8,250        |
| Durham Bulls.....             | 7,661        |
| Toledo Mud Hens.....          | 7,362        |
| Louisville Bats.....          | 6,658        |
| Rochester Red Wings.....      | 6,537        |
| Scranton/WB RailRiders.....   | 6,140        |
| Pawtucket Red Sox.....        | 5,982        |
| Norfolk Tides.....            | 5,334        |
| Syracuse Chiefs.....          | 4,202        |
| <b>Gwinnett Stripers.....</b> | <b>3,062</b> |

# 2018 INTERNATIONAL LEAGUE LEADERBOARD

| BATTING AVERAGE     |                      |            |           | EARNED RUN AVERAGE      |                     |                |             |
|---------------------|----------------------|------------|-----------|-------------------------|---------------------|----------------|-------------|
| 1.                  | Rusney Castillo      | PAW        | .319      | 1.                      | Cole Irvin          | LHV            | 2.57        |
| 2.                  | Joey Meneses         | LHV        | .311      | 2.                      | Enyel De Los Santos | LHV            | 2.63        |
| 3.                  | Kevin Kramer         | IND        | .311      | 3.                      | <b>Kolby Allard</b> | <b>GWN</b>     | <b>2.72</b> |
| 4.                  | Kevin Newman         | IND        | .302      | 4.                      | Ryan Weber          | DUR            | 2.73        |
| 5.                  | Ryan McBroom         | SWB        | .295      | 5.                      | Phillips Valdez     | SYR            | 2.75        |
| 6.                  | Yandy Diaz           | COL        | .293      | 6.                      | Robert Stephenson   | LOU            | 2.87        |
| 7.                  | Gabriel Guerrero     | LOU        | .292      | 7.                      | J.T. Brubaker       | IND            | 3.10        |
| 8.                  | Pablo Reyes          | IND        | .289      | 8.                      | William Cuevas      | PAW            | 3.39        |
| 9.                  | Jake Elmore          | CHA        | .289      | 9.                      | Josh Rogers         | NOR            | 3.54        |
| 10.                 | Kean Wong            | DUR        | .282      | 10.                     | Tyler Eppler        | IND            | 3.59        |
| HOME RUNS           |                      |            |           | WINS                    |                     |                |             |
| T-1.                | Joey Meneses         | LHV        | 23        | 1.                      | Cole Irvin          | LHV            | 14          |
| T-1.                | Christin Stewart     | TOL        | 23        | 2.                      | Tyler Eppler        | IND            | 13          |
| T-3.                | Dylan Cozens         | LHV        | 21        | 3.                      | Robert Stephenson   | LOU            | 11          |
| T-3.                | Kennys Vargas        | ROC        | 21        | T-4.                    | William Cuevas      | PAW            | 10          |
| 5.                  | Eric Haase           | COL        | 20        | T-4.                    | Enyel De Los Santos | LHV            | 10          |
| RBI                 |                      |            |           | SAVES                   |                     |                |             |
| 1.                  | Joey Meneses         | LHV        | 82        | 1.                      | Pedro Beato         | LHV            | 35          |
| 2.                  | Brandon Barnes       | COL        | 81        | 2.                      | Kevin Quackenbush   | LOU            | 25          |
| 3.                  | Christin Stewart     | TOL        | 77        | 3.                      | Justin Shafer       | BUF            | 15          |
| 4.                  | <b>Carlos Franco</b> | <b>GWN</b> | <b>76</b> | 4.                      | Ian Gibaut          | DUR            | 14          |
| 5.                  | Kennys Vargas        | ROC        | 73        | 5.                      | Ryan Brasier        | PAW            | 13          |
| STOLEN BASES        |                      |            |           | STRIKEOUTS (PITCHING)   |                     |                |             |
| 1.                  | Andrew Velazquez     | DUR        | 29        | 1.                      | Michael Kopech      | CHA            | 170         |
| 2.                  | Kevin Newman         | IND        | 28        | 2.                      | Robert Stephenson   | LOU            | 135         |
| 3.                  | Roemon Fields        | BUF        | 25        | 3.                      | Cole Irvin          | LHV            | 131         |
| 4.                  | Brandon Barnes       | COL        | 19        | 4.                      | Asher Wojciechowski | CHA            | 126         |
| 5.                  | Tim Lopes            | BUF        | 18        | 5.                      | William Cuevas      | PAW            | 121         |
| HITS                |                      |            |           | GAMES (PITCHING)        |                     |                |             |
| 1.                  | Joey Meneses         | LHV        | 153       | 1.                      | Pedro Beato         | LHV            | 63          |
| 2.                  | Rusney Castillo      | PAW        | 151       | 2.                      | Rob Scahill         | CHA            | 52          |
| 3.                  | Kevin Kramer         | IND        | 148       | T-3.                    | Jimmy Herget        | LOU            | 50          |
| 4.                  | Dawel Lugo           | TOL        | 137       | T-3.                    | Tom Windle          | LHV            | 50          |
| 5.                  | Brandon Barnes       | COL        | 136       | 5.                      | Chris Smith         | SYR            | 49          |
| DOUBLES             |                      |            |           | COMPLETE GAMES          |                     |                |             |
| 1.                  | Brandon Barnes       | COL        | 39        | T-1.                    | Chance Adams        | SWB            | 2           |
| 2.                  | Kevin Kramer         | IND        | 35        | T-1.                    | <b>Matt Wisler</b>  | <b>GWN/LOU</b> | <b>2</b>    |
| T-3.                | Rusney Castillo      | PAW        | 31        | T-3.                    | 28 Players Tied     |                | 1           |
| T-3.                | Matt Reynolds        | SYR        | 31        |                         |                     |                |             |
| 5.                  | Kevin Newman         | IND        | 30        |                         |                     |                |             |
| TRIPLES             |                      |            |           | INNINGS PITCHED         |                     |                |             |
| 1.                  | Billy McKinney       | BUF        | 7         | 1.                      | Adam Wilk           | COL            | 164.2       |
| T-2.                | 5 Players Tied       |            | 6         | 2.                      | Cole Irvin          | LHV            | 161.1       |
|                     |                      |            |           | 3.                      | Cody Eppler         | IND            | 153.0       |
|                     |                      |            |           | 4.                      | Jose Lopez          | LOU            | 141.0       |
|                     |                      |            |           | 5.                      | Tom Eshelman        | LHV            | 140.1       |
| RUNS SCORED         |                      |            |           | WALKS (PITCHING)        |                     |                |             |
| T-1.                | Brandon Barnes       | COL        | 75        | 1.                      | Michael Kopech      | CHA            | 60          |
| T-1.                | Joey Meneses         | LHV        | 75        | T-2.                    | Chance Adams        | SWB            | 58          |
| 3.                  | Kevin Newman         | IND        | 74        | T-2.                    | Adam Wilk           | COL            | 58          |
| T-4.                | Dean Anna            | LHV        | 73        | 4.                      | Robert Stephenson   | LOU            | 57          |
| T-4.                | Kevin Kramer         | IND        | 73        | 5.                      | Stephen Gonsalves   | ROC            | 55          |
| ON-BASE PERCENTAGE  |                      |            |           | WHIP                    |                     |                |             |
| 1.                  | Yandy Diaz           | COL        | .409      | 1.                      | Cole Irvin          | LHV            | 1.05        |
| 2.                  | Jake Elmore          | CHA        | .397      | 2.                      | Enyel De Los Santos | LHV            | 1.16        |
| 3.                  | Mitch Walding        | LHV        | .390      | 3.                      | Robert Stephenson   | LOU            | 1.16        |
| 4.                  | Dean Anna            | LHV        | .367      | 4.                      | William Cuevas      | PAW            | 1.17        |
| 5.                  | Kevin Kramer         | IND        | .365      | 5.                      | <b>Kolby Allard</b> | <b>GWN</b>     | <b>1.21</b> |
| SLUGGING PERCENTAGE |                      |            |           | BATTING AVERAGE AGAINST |                     |                |             |
| 1.                  | Joey Meneses         | LHV        | .510      | 1.                      | Robert Stephenson   | LOU            | .184        |
| 2.                  | Kevin Kramer         | IND        | .492      | 2.                      | Michael Kopech      | CHA            | .219        |
| 3.                  | Christin Stewart     | TOL        | .480      | 3.                      | Enyel De Los Santos | LHV            | .226        |
| 4.                  | Gabriel Guerrero     | LOU        | .475      | 4.                      | Cole Irvin          | LHV            | .227        |
| 5.                  | Mitch Walding        | LHV        | .474      | 5.                      | William Cuevas      | PAW            | .235        |

# ADDITIONAL IL LEADERS

## BATTING

|                            |   |
|----------------------------|---|
| Extra-Base Hits:           | Brandon Barnes (COL), 55                      |
| Total Bases:               | Joey Meneses (LHV), 251                       |
| At-Bats:                   | Dawel Lugo (TOL), 509                         |
| Strikeouts:                | <b>Carlos Franco (GWN), 153</b>               |
| Lowest TPA/SO Ratio:       | Irving Falu (SYR), 13.13                      |
| Best HR/AB Ratio:          | Christin Stewart (TOL), 1/19.30               |
| Sacrifice Hits:            | Dean Anna (LHV), 12<br>Blake Trahan (LOU), 12 |
| Sacrifice Flies:           | Jacob Wilson (SYR), 8                         |
| Hit By Pitch:              | Dean Anna (LHV), 78                           |
| Walks:                     | Mitch Walding (LHV), 13                       |
| Intentional Walks:         | Joey Meneses (LHV), 5                         |
| Caught Stealing:           | Roemon Fields (BUF), 16                       |
| Grounded Into Double Play: | Joey Meneses (LHV), 32                        |

## PITCHING

|                                |   |
|--------------------------------|---|
| Shutouts:                      | <b>Mike Soroka (GWN), 1</b><br>10 Others Tied, 1  |
| Holds:                         | Rob Scahill (CHA), 13                             |
| Winning Percentage:            | Cole Irvin (LHV), .778                            |
| Losses:                        | Tom Eshelman (LHV), 13<br>Jose Lopez (LOU), 13    |
| Hits Allowed:                  | Tom Eshelman (LHV), 189                           |
| Home Runs Allowed:             | Asher Wojciechowski (CHA), 26                     |
| At-Bats Against:               | Adam Wilk (COL), 631                              |
| Total Batters Faced:           | Adam Wilk (COL), 696                              |
| Runs Allowed:                  | Tom Eshelman (LHV), 105                           |
| Earned Runs Allowed:           | Tom Eshelman (LHV), 91                            |
| Sacrifice Hits Allowed:        | Tyler Eppler (IND), 7                             |
| Sacrifice Flies Allowed:       | Tyler Eppler (IND), 7<br>Matt Wisler (GWN/LOU), 7 |
| Hit Batters:                   | Josh D. Smith (PAW), 14                           |
| Wild Pitches:                  | Carson Fulmer (CHA), 15<br>Forrest Snow (DUR), 15 |
| Balks:                         | Enyel De Los Santos (LHV), 6                      |
| Lowest BAA (Starter):          | Robert Stephenson (LOU), .184                     |
| Lowest BAA (Reliever):         | Ian Gibaut (DUR), .181                            |
| SO/9.0 IP Ratio (Starter):     | Michael Kopech (CHA), 12.11                       |
| SO/9.0 IP Ratio (Reliever):    | Nick Anderson (ROC), 13.02                        |
| BB/9.0 IP Ratio (Starter):     | Cole Irvin (LHV), 1.87                            |
| BB/9.0 IP Ratio (Reliever):    | Ben Taylor (COL), 1.26                            |
| Baserunners/9.0 IP (Starter):  | Cole Irvin (LHV), 9.88                            |
| Baserunners/9.0 IP (Reliever): | Ben Taylor (COL), 8.32                            |

2018 REVIEW

# FINAL TEAM STATS

| OFFENSE         | AVG         | G          | AB          | R           | H             | 2B          | 3B          | HR         | RBI        | BB         | SO          | SB/CS        | OPS         |
|-----------------|-------------|------------|-------------|-------------|---------------|-------------|-------------|------------|------------|------------|-------------|--------------|-------------|
| Indianapolis    | .271        | 140        | 4624        | 625         | 1251          | 310         | 30          | 104        | 594        | 416        | 1044        | 111/46       | .753        |
| Louisville      | .260        | 137        | 4602        | 576         | 1195          | 256         | 36          | 113        | 537        | 390        | 1157        | 73/49        | .726        |
| Durham          | .259        | 139        | 4663        | 653         | 1209          | 269         | 27          | 141        | 613        | 398        | 1243        | 83/32        | .741        |
| Scranton/WB     | .256        | 138        | 4558        | 578         | 1168          | 219         | 36          | 132        | 546        | 408        | 1050        | 49/30        | .729        |
| Syracuse        | .256        | 140        | 4639        | 565         | 1187          | 251         | 19          | 79         | 523        | 448        | 1005        | 84/40        | .694        |
| <b>Gwinnett</b> | <b>.254</b> | <b>139</b> | <b>4593</b> | <b>584</b>  | <b>1165</b>   | <b>246</b>  | <b>24</b>   | <b>101</b> | <b>551</b> | <b>388</b> | <b>1152</b> | <b>60/21</b> | <b>.699</b> |
| Toledo          | .253        | 139        | 4671        | 577         | 1180          | 237         | 31          | 113        | 545        | 413        | 1075        | 66/36        | .707        |
| Norfolk         | .252        | 140        | 4618        | 601         | 1162          | 240         | 24          | 103        | 563        | 433        | 1095        | 61/19        | .701        |
| Pawtucket       | .249        | 139        | 4644        | 535         | 1158          | 224         | 10          | 101        | 499        | 440        | 1138        | 64/34        | .685        |
| Buffalo         | .249        | 138        | 4489        | 573         | 1119          | 217         | 28          | 105        | 533        | 435        | 1091        | 124/59       | .702        |
| Columbus        | .249        | 140        | 4609        | 602         | 1147          | 278         | 19          | 118        | 566        | 470        | 1290        | 91/41        | .720        |
| Charlotte       | .248        | 139        | 4621        | 533         | 1145          | 271         | 22          | 103        | 490        | 432        | 1204        | 80/44        | .698        |
| Lehigh Valley   | .245        | 140        | 4562        | 620         | 1119          | 230         | 21          | 145        | 590        | 489        | 1213        | 60/22        | .723        |
| Rochester       | .227        | 140        | 4491        | 485         | 1021          | 193         | 24          | 97         | 454        | 433        | 1061        | 78/26        | .650        |
| PITCHING        | ERA         | CG         | SHO         | SV          | IP            | H           | AB          | R          | ER         | HR         | BB          | SO           | WHIP        |
| Rochester       | 3.39        | 2          | 11          | 38          | 1215.2        | 1103        | 4556        | 514        | 458        | 99         | 439         | 1151         | 1.27        |
| Pawtucket       | 3.43        | 1          | 9           | 39          | 1220.2        | 1127        | 4649        | 544        | 465        | 117        | 413         | 1221         | 1.26        |
| Durham          | 3.54        | 0          | 7           | 41          | 1209.2        | 1111        | 4592        | 545        | 476        | 127        | 380         | 1267         | 1.23        |
| Lehigh Valley   | 3.63        | 3          | 13          | 46          | 1221.0        | 1112        | 4589        | 555        | 492        | 114        | 422         | 1072         | 1.26        |
| Scranton/WB     | 3.71        | 6          | 7           | 29          | 1188.1        | 1056        | 4475        | 540        | 490        | 112        | 436         | 1179         | 1.26        |
| Syracuse        | 3.77        | 3          | 8           | 31          | 1218.1        | 1149        | 4604        | 573        | 510        | 96         | 424         | 1161         | 1.29        |
| <b>Gwinnett</b> | <b>3.78</b> | <b>3</b>   | <b>14</b>   | <b>30</b>   | <b>1195.2</b> | <b>1109</b> | <b>4489</b> | <b>565</b> | <b>502</b> | <b>89</b>  | <b>467</b>  | <b>1174</b>  | <b>1.32</b> |
| Indianapolis    | 3.88        | 3          | 15          | 33          | 1205.2        | 1225        | 4616        | 586        | 520        | 88         | 482         | 1093         | 1.42        |
| Buffalo         | 3.94        | 4          | 5           | 31          | 1176.2        | 1169        | 4536        | 590        | 515        | 121        | 410         | 953          | 1.34        |
| Norfolk         | 4.05        | 2          | 10          | 31          | 1205.1        | 1218        | 4683        | 610        | 542        | 109        | 444         | 1109         | 1.38        |
| Toledo          | 4.05        | 0          | 12          | 48          | 1221.0        | 1210        | 4657        | 595        | 550        | 105        | 402         | 1132         | 1.32        |
| Charlotte       | 4.11        | 1          | 9           | 34          | 1216.1        | 1173        | 4621        | 611        | 556        | 113        | 478         | 1146         | 1.36        |
| Louisville      | 4.19        | 1          | 6           | 32          | 1197.1        | 1192        | 4593        | 627        | 558        | 132        | 435         | 1080         | 1.36        |
| Columbus        | 4.34        | 3          | 11          | 37          | 1220.2        | 1272        | 4724        | 652        | 588        | 133        | 361         | 1080         | 1.34        |
| DEFENSE         | PCT         | G          | PO          | A           | E             | TC          | DP          | PB         | OF-A       | CS         | SB          | ATT          | PCT         |
| Lehigh Valley   | .985        | 140        | 3663        | 1346        | 77            | 5086        | 120         | 10         | 27         | 34         | 66          | 100          | .340        |
| Toledo          | .985        | 139        | 3663        | 1250        | 76            | 4989        | 132         | 19         | 19         | 40         | 84          | 124          | .323        |
| Syracuse        | .984        | 140        | 3655        | 1333        | 81            | 5069        | 121         | 12         | 18         | 38         | 84          | 122          | .311        |
| Indianapolis    | .984        | 140        | 3617        | 1366        | 81            | 5064        | 147         | 9          | 27         | 34         | 72          | 106          | .321        |
| Charlotte       | .983        | 139        | 3649        | 1350        | 87            | 5086        | 131         | 12         | 28         | 39         | 85          | 124          | .315        |
| Columbus        | .983        | 140        | 3662        | 1311        | 88            | 5061        | 131         | 16         | 37         | 44         | 56          | 100          | .440        |
| Rochester       | .982        | 140        | 3647        | 1213        | 88            | 4948        | 120         | 10         | 31         | 34         | 66          | 100          | .340        |
| Norfolk         | .982        | 140        | 3616        | 1143        | 88            | 4847        | 100         | 18         | 28         | 34         | 87          | 121          | .281        |
| <b>Gwinnett</b> | <b>.981</b> | <b>139</b> | <b>3587</b> | <b>1280</b> | <b>94</b>     | <b>4961</b> | <b>130</b>  | <b>14</b>  | <b>24</b>  | <b>28</b>  | <b>68</b>   | <b>96</b>    | <b>.292</b> |
| Scranton/WB     | .981        | 138        | 3565        | 1156        | 92            | 4813        | 88          | 13         | 22         | 37         | 72          | 109          | .339        |
| Louisville      | .981        | 137        | 3592        | 1210        | 94            | 4896        | 113         | 10         | 27         | 44         | 103         | 147          | .299        |
| Durham          | .978        | 139        | 3629        | 1206        | 107           | 4942        | 107         | 13         | 34         | 37         | 75          | 112          | .330        |
| Pawtucket       | .978        | 139        | 3662        | 1104        | 107           | 4873        | 110         | 16         | 19         | 31         | 94          | 125          | .248        |
| Buffalo         | .977        | 138        | 3530        | 1252        | 112           | 4894        | 120         | 14         | 11         | 25         | 72          | 97           | .258        |



# GWINNETT STRIPERS 2018 FINAL STATISTICS

| HITTERS            | AVG          | G           | AB          | R          | H           | 2B           | 3B            | HR          | RBI        | BB         | SO          | SB         | OBP         | SLG         | OPS         |
|--------------------|--------------|-------------|-------------|------------|-------------|--------------|---------------|-------------|------------|------------|-------------|------------|-------------|-------------|-------------|
| Acuna Jr., Ronald  | .211         | 23          | 90          | 9          | 19          | 2            | 0             | 1           | 3          | 11         | 25          | 5          | .297        | .267        | .564        |
| Adams, Lane        | .191         | 30          | 94          | 9          | 18          | 5            | 1             | 0           | 6          | 5          | 37          | 3          | .238        | .266        | .504        |
| Avery, Xavier      | .261         | 80          | 241         | 36         | 63          | 11           | 1             | 4           | 19         | 36         | 93          | 9          | .356        | .365        | .721        |
| Bautista, Jose     | .250         | 10          | 36          | 6          | 9           | 1            | 0             | 1           | 5          | 6          | 8           | 1          | .386        | .361        | .747        |
| Bourjos, Peter     | .277         | 24          | 94          | 16         | 26          | 6            | 5             | 2           | 9          | 10         | 19          | 1          | .352        | .511        | .863        |
| Brantly, Rob       | .218         | 57          | 188         | 16         | 41          | 11           | 0             | 1           | 19         | 7          | 37          | 0          | .254        | .293        | .546        |
| Camargo, Johan     | .303         | 8           | 33          | 6          | 10          | 2            | 0             | 3           | 7          | 3          | 9           | 0          | .361        | .636        | .997        |
| Carrera, Ezequiel  | .146         | 26          | 82          | 9          | 12          | 3            | 0             | 1           | 4          | 9          | 20          | 7          | .228        | .220        | .448        |
| Colon, Christian   | .204         | 16          | 49          | 3          | 10          | 0            | 0             | 0           | 3          | 4          | 8           | 1          | .278        | .204        | .482        |
| Decker, Jaff       | .271         | 15          | 48          | 7          | 13          | 6            | 0             | 1           | 4          | 11         | 19          | 1          | .407        | .458        | .865        |
| Flaherty, Ryan     | .267         | 8           | 30          | 3          | 8           | 1            | 0             | 0           | 4          | 1          | 9           | 0          | .313        | .300        | .613        |
| Flowers, Tyler     | .000         | 2           | 7           | 0          | 0           | 0            | 0             | 0           | 0          | 1          | 2           | 0          | .000        | .000        | .000        |
| Franco, Carlos     | .249         | 119         | 437         | 52         | 109         | 22           | 1             | 16          | 76         | 42         | 153         | 1          | .311        | .414        | .726        |
| Giardina, Sal      | .309         | 23          | 68          | 7          | 21          | 4            | 0             | 1           | 6          | 3          | 19          | 0          | .356        | .412        | .768        |
| Gosselin, Phil     | .251         | 81          | 279         | 38         | 70          | 18           | 2             | 5           | 36         | 28         | 59          | 0          | .319        | .384        | .703        |
| Jackson, Alex      | .204         | 35          | 108         | 15         | 22          | 11           | 2             | 3           | 17         | 12         | 42          | 0          | .296        | .426        | .722        |
| Kazmar Jr., Sean   | .254         | 99          | 338         | 35         | 86          | 15           | 1             | 1           | 26         | 14         | 38          | 3          | .296        | .314        | .609        |
| Marte, Luis        | .266         | 45          | 188         | 20         | 50          | 8            | 1             | 2           | 21         | 5          | 33          | 5          | .289        | .351        | .640        |
| Morales, Jonathan  | .261         | 16          | 46          | 4          | 12          | 0            | 0             | 0           | 9          | 3          | 8           | 0          | .314        | .261        | .575        |
| Okazaki, Yuta      | .333         | 3           | 3           | 0          | 1           | 0            | 0             | 0           | 0          | 0          | 2           | 0          | .333        | .333        | .667        |
| Peterson, Dustin   | .268         | 107         | 406         | 46         | 109         | 23           | 0             | 11          | 55         | 30         | 96          | 3          | .324        | .406        | .731        |
| Reed, Michael      | .363         | 53          | 193         | 36         | 70          | 13           | 0             | 7           | 25         | 32         | 55          | 4          | .459        | .539        | .997        |
| Riley, Austin      | .282         | 75          | 291         | 41         | 82          | 17           | 0             | 12          | 47         | 26         | 95          | 1          | .346        | .464        | .810        |
| Ruiz, Rio          | .269         | 130         | 498         | 72         | 134         | 25           | 4             | 9           | 72         | 40         | 90          | 2          | .322        | .390        | .711        |
| Salazar, Alejandro | .286         | 2           | 7           | 2          | 2           | 1            | 0             | 0           | 0          | 0          | 0           | 0          | .286        | .429        | .714        |
| Santana, Danny     | .264         | 82          | 322         | 57         | 85          | 21           | 3             | 16          | 40         | 15         | 80          | 12         | .294        | .497        | .791        |
| Scivicque, Kade    | .250         | 1           | 4           | 0          | 1           | 1            | 0             | 0           | 0          | 0          | 1           | 0          | .250        | .500        | .750        |
| Shumpert, Nick     | .167         | 2           | 6           | 0          | 1           | 0            | 0             | 0           | 0          | 0          | 1           | 0          | .167        | .167        | .333        |
| Smith, Tyler       | .219         | 52          | 160         | 14         | 35          | 9            | 1             | 4           | 19         | 16         | 46          | 0          | .298        | .363        | .660        |
| Stewart, Chris     | .219         | 47          | 137         | 17         | 30          | 6            | 1             | 0           | 10         | 14         | 17          | 0          | .299        | .277        | .576        |
| Tucker, Preston    | .250         | 16          | 60          | 7          | 15          | 4            | 1             | 0           | 6          | 2          | 5           | 0          | .274        | .350        | .624        |
| <b>TEAM TOTALS</b> | <b>.254</b>  | <b>139</b>  | <b>4593</b> | <b>584</b> | <b>1165</b> | <b>246</b>   | <b>24</b>     | <b>101</b>  | <b>551</b> | <b>388</b> | <b>1152</b> | <b>60</b>  | <b>.315</b> | <b>.384</b> | <b>.699</b> |
| PITCHERS           | W-L          | ERA         | G           | GS         | CG          | SV/OP        | IP            | H           | R          | ER         | HR          | BB         | SO          | BAA         |             |
| Allard, Kolby      | 6-4          | 2.72        | 19          | 19         | 0           | 0/0          | 112.1         | 102         | 37         | 34         | 6           | 34         | 89          | .249        |             |
| Bell, Chad         | 2-3          | 6.22        | 28          | 1          | 0           | 0/1          | 46.1          | 60          | 33         | 32         | 5           | 14         | 48          | .306        |             |
| Biddle, Jesse      | 0-0          | 0.00        | 4           | 0          | 0           | 1/1          | 6.1           | 3           | 0          | 0          | 0           | 1          | 8           | .143        |             |
| Blair, Aaron       | 0-1          | 0.00        | 1           | 1          | 0           | 0/0          | 2.2           | 1           | 3          | 0          | 0           | 5          | 3           | .100        |             |
| Brantly, Rob       | 0-0          | 18.00       | 1           | 0          | 0           | 0/0          | 1.0           | 3           | 2          | 2          | 0           | 1          | 0           | .500        |             |
| Brothers, Rex      | 2-4          | 7.24        | 32          | 0          | 0           | 1/2          | 27.1          | 26          | 23         | 22         | 1           | 33         | 37          | .257        |             |
| Carle, Shane       | 0-0          | 0.00        | 2           | 0          | 0           | 0/0          | 2.0           | 2           | 0          | 0          | 0           | 0          | 1           | .250        |             |
| Clouse, Corbin     | 1-0          | 2.25        | 7           | 3          | 0           | 0/0          | 16.0          | 12          | 4          | 4          | 0           | 4          | 18          | .207        |             |
| Decker, Jaff       | 0-1          | 9.00        | 1           | 0          | 0           | 0/0          | 1.0           | 2           | 2          | 1          | 0           | 2          | 0           | .500        |             |
| Franco, Enderson   | 1-0          | 1.59        | 1           | 1          | 0           | 0/0          | 5.2           | 4           | 2          | 1          | 1           | 3          | 1           | .182        |             |
| Freeman, Sam       | 1-0          | 0.00        | 2           | 0          | 0           | 0/0          | 2.0           | 1           | 0          | 0          | 0           | 2          | 3           | .143        |             |
| Fried, Max         | 2-6          | 4.61        | 13          | 13         | 0           | 0/0          | 66.1          | 66          | 36         | 34         | 4           | 30         | 71          | .263        |             |
| Giardina, Sal      | 0-0          | 20.25       | 2           | 0          | 0           | 0/0          | 1.1           | 4           | 3          | 3          | 2           | 0          | 0           | .571        |             |
| Gohara, Luiz       | 3-4          | 4.94        | 12          | 12         | 0           | 0/0          | 54.2          | 54          | 33         | 30         | 9           | 15         | 55          | .263        |             |
| Hursh, Jason       | 2-5          | 3.98        | 39          | 1          | 0           | 1/6          | 52.0          | 51          | 29         | 23         | 0           | 31         | 45          | .267        |             |
| Jackson, Luke      | 2-1          | 1.69        | 10          | 1          | 0           | 0/0          | 21.1          | 11          | 5          | 4          | 0           | 10         | 34          | .155        |             |
| Johnstone, Connor  | 2-0          | 4.50        | 5           | 4          | 0           | 0/0          | 22.0          | 23          | 12         | 11         | 5           | 7          | 15          | .261        |             |
| Kennedy, Jon       | 0-2          | 7.59        | 4           | 2          | 0           | 0/0          | 10.2          | 14          | 10         | 9          | 0           | 3          | 5           | .326        |             |
| Leyva, Elian       | 1-1          | 2.70        | 12          | 1          | 0           | 0/2          | 26.2          | 23          | 9          | 8          | 1           | 8          | 20          | .235        |             |
| Mader, Michael     | 1-1          | 3.71        | 7           | 4          | 0           | 0/0          | 26.2          | 28          | 12         | 11         | 3           | 12         | 22          | .277        |             |
| McCarthy, Brandon  | 0-1          | 4.50        | 3           | 0          | 0           | 0/1          | 4.0           | 6           | 2          | 2          | 1           | 0          | 2           | .353        |             |
| McCreery, Adam     | 0-0          | 2.35        | 8           | 0          | 0           | 0/0          | 7.2           | 3           | 2          | 2          | 0           | 4          | 10          | .120        |             |
| Moylan, Peter      | 0-0          | 0.00        | 3           | 0          | 0           | 0/0          | 3.0           | 3           | 1          | 0          | 0           | 1          | 4           | .231        |             |
| Parsons, Wes       | 7-4          | 3.27        | 16          | 14         | 0           | 1/1          | 88.0          | 77          | 33         | 32         | 7           | 25         | 76          | .233        |             |
| Peterson, David    | 0-0          | 6.08        | 17          | 0          | 0           | 0/0          | 23.2          | 34          | 16         | 16         | 1           | 9          | 10          | .347        |             |
| Pfeifer, Philip    | 2-3          | 6.86        | 29          | 1          | 0           | 0/2          | 40.2          | 39          | 38         | 31         | 1           | 29         | 37          | .260        |             |
| Phillips, Evan     | 4-4          | 1.99        | 31          | 0          | 0           | 8/9          | 40.2          | 28          | 12         | 9          | 1           | 14         | 59          | .199        |             |
| Ramirez, Jose      | 0-0          | 0.00        | 1           | 0          | 0           | 0/0          | 1.0           | 0           | 0          | 0          | 0           | 0          | 1           | .000        |             |
| Ravin, Josh        | 0-2          | 0.00        | 19          | 0          | 0           | 4/5          | 18.2          | 11          | 3          | 0          | 0           | 9          | 30          | .157        |             |
| Salas, Fernando    | 1-1          | 12.00       | 6           | 0          | 0           | 0/1          | 6.0           | 14          | 8          | 8          | 3           | 2          | 9           | .438        |             |
| Sanchez, Anibal    | 0-1          | 10.80       | 2           | 2          | 0           | 0/0          | 6.2           | 9           | 8          | 8          | 2           | 4          | 9           | .333        |             |
| Santiago, Andres   | 2-4          | 5.60        | 17          | 7          | 0           | 0/1          | 54.2          | 53          | 39         | 34         | 7           | 32         | 38          | .243        |             |
| Sims, Lucas        | 4-3          | 2.84        | 15          | 14         | 0           | 0/0          | 73.0          | 66          | 29         | 23         | 6           | 34         | 83          | .248        |             |
| Sobotka, Chad      | 0-0          | 1.93        | 9           | 0          | 0           | 3/4          | 9.1           | 5           | 2          | 2          | 0           | 9          | 12          | .152        |             |
| Socolovich, Miguel | 5-4          | 2.65        | 30          | 3          | 0           | 0/1          | 51.0          | 53          | 18         | 15         | 5           | 12         | 49          | .273        |             |
| Soroka, Mike       | 2-1          | 2.00        | 5           | 5          | 1           | 0/0          | 27.0          | 20          | 6          | 6          | 0           | 6          | 31          | .204        |             |
| Toussaint, Touki   | 5-0          | 1.43        | 8           | 8          | 0           | 0/0          | 50.1          | 35          | 10         | 8          | 0           | 17         | 56          | .193        |             |
| Vasquez, Kelvin    | 0-0          | 0.00        | 1           | 0          | 0           | 0/0          | 1.0           | 0           | 0          | 0          | 0           | 0          | 1           | .000        |             |
| Vizcaino, Arodys   | 0-0          | 0.00        | 1           | 0          | 0           | 0/0          | 1.0           | 0           | 0          | 0          | 0           | 1          | 0           | .000        |             |
| Walker, Jeremy     | 1-0          | 0.00        | 1           | 1          | 0           | 0/0          | 8.0           | 3           | 0          | 0          | 0           | 1          | 6           | .115        |             |
| Webb, Jacob        | 2-2          | 3.13        | 30          | 0          | 0           | 11/13        | 31.2          | 20          | 13         | 11         | 3           | 11         | 34          | .175        |             |
| Whitley, Chase     | 0-1          | 4.18        | 14          | 1          | 0           | 0/0          | 23.2          | 26          | 13         | 11         | 1           | 7          | 21          | .274        |             |
| Wilson, Bryse      | 3-0          | 5.32        | 5           | 3          | 0           | 0/0          | 22.0          | 20          | 13         | 13         | 6           | 3          | 28          | .238        |             |
| Wisler, Matt       | 4-4          | 4.37        | 13          | 13         | 2           | 0/0          | 70.0          | 79          | 35         | 34         | 6           | 14         | 65          | .290        |             |
| Wright, Kyle       | 2-1          | 2.51        | 7           | 4          | 0           | 0/0          | 28.2          | 15          | 9          | 8          | 2           | 8          | 28          | .152        |             |
| <b>TEAM TOTALS</b> | <b>70-69</b> | <b>3.78</b> | <b>139</b>  | <b>139</b> | <b>3</b>    | <b>30/50</b> | <b>1195.2</b> | <b>1109</b> | <b>565</b> | <b>502</b> | <b>89</b>   | <b>467</b> | <b>1174</b> | <b>.247</b> |             |

# GWINNETT STRIPERS 2018 DEFENSIVE STATISTICS

| POSITION PLAYERS   | PCT         | G          | INN            | PO          | A           | E         | TC          | DP         | CATCHER CS/ATT (PCT) |
|--------------------|-------------|------------|----------------|-------------|-------------|-----------|-------------|------------|----------------------|
| Acuna Jr., Ronald  | .957        | 21         | 184.0          | 22          | 0           | 1         | 23          | 0          |                      |
| Adams, Lane        | .982        | 25         | 201.2          | 54          | 1           | 1         | 56          | 0          |                      |
| Avery, Xavier      | .966        | 71         | 560.0          | 139         | 5           | 5         | 149         | 2          |                      |
| Bautista, Jose     | .933        | 9          | 77.0           | 9           | 19          | 2         | 30          | 1          |                      |
| Bourjos, Peter     | 1.000       | 24         | 205.0          | 48          | 1           | 0         | 49          | 1          |                      |
| Brantly, Rob       | .991        | 47         | 389.2          | 391         | 30          | 4         | 425         | 3          | 11/36 (.306)         |
| Camargo, Johan     | .938        | 8          | 73.0           | 5           | 10          | 1         | 16          | 1          |                      |
| Carrera, Ezequiel  | 1.000       | 25         | 214.1          | 45          | 0           | 0         | 45          | 0          |                      |
| Colon, Christian   | .971        | 14         | 118.2          | 30          | 38          | 2         | 70          | 12         |                      |
| Decker, Jaff       | 1.000       | 11         | 87.2           | 20          | 1           | 0         | 21          | 0          |                      |
| Flaherty, Ryan     | .969        | 7          | 61.0           | 14          | 17          | 1         | 32          | 6          |                      |
| Flowers, Tyler     | 1.000       | 2          | 12.0           | 8           | 1           | 0         | 9           | 0          | 0/1 (.000)           |
| Franco, Carlos     | .991        | 102        | 853.1          | 724         | 52          | 7         | 783         | 104        |                      |
| Giardina, Sal      | .991        | 15         | 108.2          | 107         | 3           | 1         | 111         | 1          | 4/11 (.364)          |
| Gosselin, Phil     | .988        | 76         | 628.0          | 164         | 158         | 4         | 326         | 43         |                      |
| Jackson, Alex      | .977        | 29         | 250.1          | 234         | 18          | 6         | 258         | 0          | 3/17 (.176)          |
| Kazmar Jr., Sean   | .978        | 97         | 790.0          | 138         | 262         | 9         | 409         | 64         |                      |
| Marte, Luis        | .979        | 44         | 379.1          | 48          | 141         | 4         | 193         | 22         |                      |
| Morales, Jonathan  | 1.000       | 9          | 68.0           | 60          | 3           | 0         | 63          | 0          | 0/3 (.000)           |
| Peterson, Dustin   | .989        | 98         | 837.2          | 176         | 4           | 2         | 182         | 1          |                      |
| Reed, Michael      | .976        | 43         | 370.2          | 79          | 4           | 2         | 85          | 1          |                      |
| Riley, Austin      | .972        | 71         | 611.2          | 53          | 118         | 5         | 176         | 15         |                      |
| Ruiz, Rio          | .989        | 115        | 961.1          | 341         | 107         | 5         | 453         | 35         |                      |
| Salazar, Alejandro | 1.000       | 2          | 15.2           | 1           | 3           | 0         | 4           | 1          |                      |
| Santana, Danny     | .980        | 76         | 636.2          | 147         | 46          | 4         | 197         | 13         |                      |
| Scivicque, Kade    | 1.000       | 1          | 8.0            | 7           | 0           | 0         | 7           | 0          | 0/1 (.000)           |
| Shumpert, Nick     | 1.000       | 2          | 18.0           | 8           | 0           | 0         | 8           | 0          |                      |
| Smith, Tyler       | .977        | 48         | 377.2          | 73          | 95          | 4         | 172         | 29         |                      |
| Stewart, Chris     | .988        | 45         | 361.1          | 364         | 32          | 5         | 401         | 0          | 10/27 (.370)         |
| Tucker, Preston    | 1.000       | 14         | 108.1          | 26          | 0           | 0         | 26          | 0          |                      |
| PITCHERS           | PCT         | G          | INN            | PO          | A           | E         | TC          | DP         | CS/ATT (PCT)         |
| Allard, Kolby      | .933        | 19         | 112.1          | 5           | 9           | 1         | 15          | 0          | 5/7 (.714)           |
| Bell, Chad         | 1.000       | 28         | 46.1           | 1           | 6           | 0         | 7           | 0          | 1/4 (.250)           |
| Biddle, Jesse      | ---         | 4          | 6.1            | 0           | 0           | 0         | 0           | 0          | 0/0 (---)            |
| Blair, Aaron       | ---         | 1          | 2.2            | 0           | 0           | 0         | 0           | 0          | 0/1 (.000)           |
| Brothers, Rex      | 1.000       | 32         | 27.1           | 2           | 1           | 0         | 3           | 0          | 0/2 (.000)           |
| Carle, Shane       | 1.000       | 2          | 2.0            | 0           | 1           | 0         | 1           | 0          | 0/0 (---)            |
| Clouse, Corbin     | 1.000       | 7          | 16.0           | 0           | 2           | 0         | 2           | 0          | 0/1 (.000)           |
| Franco, Enderson   | .667        | 1          | 5.2            | 1           | 1           | 1         | 3           | 0          | 0/2 (.000)           |
| Freeman, Sam       | 1.000       | 2          | 2.0            | 0           | 1           | 0         | 1           | 0          | 0/0 (---)            |
| Fried, Max         | .824        | 13         | 66.1           | 3           | 11          | 3         | 17          | 0          | 2/5 (.400)           |
| Gohara, Luiz       | .900        | 12         | 54.2           | 1           | 8           | 1         | 10          | 0          | 2/4 (.500)           |
| Hursh, Jason       | 1.000       | 39         | 52.0           | 1           | 6           | 0         | 7           | 0          | 1/4 (.250)           |
| Jackson, Luke      | .667        | 10         | 21.1           | 0           | 2           | 1         | 3           | 0          | 0/6 (.000)           |
| Johnstone, Connor  | .750        | 5          | 22.0           | 2           | 1           | 1         | 4           | 0          | 0/1 (.000)           |
| Kennedy, Jon       | 1.000       | 4          | 10.2           | 1           | 1           | 0         | 2           | 0          | 1/1 (1.000)          |
| Leyva, Elian       | 1.000       | 12         | 26.2           | 0           | 3           | 0         | 3           | 1          | 0/0 (---)            |
| Mader, Michael     | 1.000       | 7          | 26.2           | 1           | 3           | 0         | 4           | 1          | 0/0 (---)            |
| McCarthy, Brandon  | 1.000       | 3          | 4.0            | 1           | 0           | 0         | 1           | 0          | 0/0 (---)            |
| McCreery, Adam     | 1.000       | 8          | 7.2            | 0           | 3           | 0         | 3           | 0          | 0/1 (.000)           |
| Moylan, Peter      | ---         | 3          | 3.0            | 0           | 0           | 0         | 0           | 0          | 0/0 (---)            |
| Parsons, Wes       | 1.000       | 16         | 88.0           | 1           | 8           | 0         | 9           | 0          | 4/7 (.571)           |
| Peterson, David    | 1.000       | 17         | 23.2           | 3           | 0           | 0         | 3           | 0          | 0/3 (.000)           |
| Pfeifer, Philip    | 1.000       | 29         | 40.2           | 0           | 2           | 0         | 2           | 0          | 0/4 (.000)           |
| Phillips, Evan     | .500        | 31         | 40.2           | 0           | 1           | 1         | 2           | 0          | 1/5 (.200)           |
| Ramirez, Jose      | 1.000       | 1          | 1.0            | 0           | 1           | 0         | 1           | 0          | 0/0 (---)            |
| Ravin, Josh        | .500        | 19         | 18.2           | 1           | 2           | 3         | 6           | 0          | 0/1 (.000)           |
| Salas, Fernando    | ---         | 6          | 6.0            | 0           | 0           | 0         | 0           | 0          | 0/0 (---)            |
| Sanchez, Anibal    | .750        | 2          | 6.2            | 1           | 2           | 1         | 4           | 0          | 0/0 (---)            |
| Santiago, Andres   | .875        | 17         | 54.2           | 1           | 6           | 1         | 8           | 1          | 1/6 (.167)           |
| Sims, Lucas        | .917        | 15         | 73.0           | 5           | 6           | 1         | 12          | 1          | 1/4 (.250)           |
| Sobotka, Chad      | ---         | 9          | 9.1            | 0           | 0           | 0         | 0           | 0          | 0/0 (---)            |
| Socolovich, Miguel | .875        | 30         | 51.0           | 3           | 4           | 1         | 8           | 1          | 5/10 (.500)          |
| Soroka, Mike       | 1.000       | 5          | 27.0           | 4           | 2           | 0         | 6           | 0          | 0/1 (.000)           |
| Toussaint, Touki   | .900        | 8          | 50.1           | 5           | 4           | 1         | 10          | 2          | 1/3 (.333)           |
| Vasquez, Kelvin    | ---         | 1          | 1.0            | 0           | 0           | 0         | 0           | 0          | 0/0 (---)            |
| Vizcaino, Arodys   | ---         | 1          | 1.0            | 0           | 0           | 0         | 0           | 0          | 0/0 (---)            |
| Walker, Jeremy     | 1.000       | 1          | 8.0            | 1           | 1           | 0         | 2           | 0          | 0/0 (---)            |
| Webb, Jacob        | .800        | 30         | 31.2           | 2           | 2           | 1         | 5           | 0          | 0/0 (---)            |
| Whitley, Chase     | 1.000       | 14         | 23.2           | 1           | 2           | 0         | 3           | 0          | 0/0 (---)            |
| Wilson, Bryse      | 1.000       | 5          | 22.0           | 0           | 1           | 0         | 1           | 0          | 0/1 (.000)           |
| Wisler, Matt       | .900        | 13         | 70.0           | 3           | 5           | 1         | 10          | 0          | 2/8 (.250)           |
| Wright, Kyle       | 1.000       | 7          | 28.2           | 2           | 2           | 0         | 4           | 0          | 1/4 (.250)           |
| <b>TEAM TOTALS</b> | <b>.981</b> | <b>139</b> | <b>10761.0</b> | <b>3587</b> | <b>1280</b> | <b>94</b> | <b>4961</b> | <b>130</b> | <b>28/96 (.292)</b>  |

# 2018 TEAM HIGHS & LOWS

## CLUB OFFENSE

|                                 |   |
|---------------------------------|---|
| Most Runs, Inning.....          | 7 (3x, last: 2nd Inning, 8/4 vs. Norfolk) |
| Most Runs, Game.....            | 12 (7/6 vs. Charlotte)                    |
| Fewest Runs, Game.....          | 0 (7x, last: 8/22-G1 at Durham)           |
| Most Hits, Game.....            | 20 (7/15 at Norfolk)                      |
| Fewest Hits, Game.....          | 0 (5/25 vs. Columbus)                     |
| Most Doubles, Game.....         | 6 (8/25-G2 at Charlotte)                  |
| Most Triples, Game.....         | 2 (5x, last: 8/5 vs. Norfolk)             |
| Most Home Runs, Game.....       | 3 (4x, last: 8/25-G1 at Charlotte)        |
| Most Home Runs, Inning.....     | 2 (2x, last: 9th Inning, 7/2 at Durham)   |
| Most Extra-Base Hits, Game..... | 8 (5/13 vs. Norfolk)                      |
| Most Stolen Bases, Game.....    | 4 (4/23-G1 at Rochester)                  |
| Most Caught Stealing, Game..... | 1 (21x, last: 9/3 vs. Charlotte)          |
| Most Bases-On-Balls, Game.....  | 11 (5/30 at Indianapolis)                 |
| Most Hit-By-Pitch, Game.....    | 3 (8/23 at Durham)                        |
| Most Strikeouts, Game.....      | 18 (4/20 at Pawtucket)                    |
| Most GIDP, Game.....            | 4 (2x, last: 7/7 vs. Charlotte)           |
| Most GTP, Game.....             | 1 (4/22 at Pawtucket)                     |
| Most Left-On-Base, Game.....    | 12 (4x, last: 7/19 vs. Indianapolis)      |
| Most Hits With RISP, Game.....  | 7 (2x, last: 7/15 at Norfolk)             |
| Longest Scoring Drought.....    | 14 Innings (4/20-4/21)                    |

## CLUB PITCHING

|   |   |
|---|---|
| Most Runs Allowed, Inning.....          | 6 (2nd Inning, 5/18 at Toledo)            |
| Most Runs Allowed, Game.....            | 14 (7/2 at Durham)                        |
| Least Runs Allowed, Game.....           | 0 (14x, last: 9/2 vs. Charlotte)          |
| Most Hits Allowed, Game.....            | 19 (7/2 at Durham)                        |
| Fewest Hits Allowed, Game.....          | 1 (2x, last: 8/13 vs. Louisville)         |
| Most Home Runs Allowed, Game.....       | 4 (6/23 vs. Columbus)                     |
| Most Home Runs Allowed, Inning.....     | 2 (8x, last: 4th Inning, 8/4 vs. Norfolk) |
| Most Extra-Base Hits Allowed, Game..... | 8 (2x, last: 6/28 at Charlotte)           |
| Most Strikeouts, Game.....              | 17 (2x, last: 5/17 at Columbus)           |
| Most Walks Allowed, Game.....           | 10 (2x, last: 6/5 vs. Lehigh Valley)      |
| Most Wild Pitches, Game.....            | 5 (2x, last: 7/26 at Lehigh Valley)       |
| Most Hit-Batsmen, Game.....             | 3 (6/6 vs. Lehigh Valley)                 |
| Most Balks, Game.....                   | 1 (8x, last: 8/26 at Charlotte)           |
| Longest Scoreless Innings Streak.....   | 21 Innings (9/1-9/3)                      |

## CLUB DEFENSE

|   |                                 |
|---|---------------------------------|
| Most Errors, Game.....                  | 3 (4x, last: 7/7 vs. Charlotte) |
| Most Double Plays, Game.....            | 4 (4x, last: 7/13 at Norfolk)   |
| Most Triple Plays, Game.....            | None                            |
| Most Stolen Bases Allowed, Game.....    | 3 (3x, last: 5/25 vs. Columbus) |
| Most Runners Caught Stealing, Game..... | 2 (4/10 at Durham)              |
| Most Outfield Assists, Game.....        | 2 (3x, last: 8/5 vs. Norfolk)   |
| Most Passed Balls, Game.....            | 2 (2x, last: 8/8 at Buffalo)    |
| Most Pickoffs, Game.....                | 3 (5/10 vs. Charlotte)          |

## CLUB MISCELLANEOUS

|                                   |   |
|-----------------------------------|---|
| Longest Winning Streak.....       | 5 Games (2x, last: 7/14-7/18)                             |
| Longest Losing Streak.....        | 8 Games (6/23-6/29)                                       |
| Largest Margin of Victory.....    | 12 Runs (7/6 vs. Charlotte, 12-0)                         |
| Largest Margin of Defeat.....     | 11 Runs (7/2 at Durham, 3-14)                             |
| Largest Comeback Win.....         | 4 Runs (2x, last: 5/1 at Charlotte, trailed 2-6, won 8-6) |
| Largest Last At-Bat Win.....      | 6 Runs (7/20 vs. Pawtucket, trailed 1-4, won 7-4)         |
| Largest Blown Lead, Loss.....     | 4 Runs (7/26 at Lehigh Valley, led 4-0, lost 6-7)         |
| Longest Game, Time.....           | 4:10 (4/12 vs. Rochester)                                 |
| Longest 9-Inning Game, Time.....  | 3:21 (5/18 at Toledo)                                     |
| Longest Game, Innings.....        | 14 Innings (4/12 vs. Rochester)                           |
| Shortest Game, Time.....          | 1:04 (6/9 vs. Syracuse)                                   |
| Shortest 9-Inning Game, Time..... | 1:58 (9/2 vs. Charlotte)                                  |
| Shortest Game, Innings.....       | 5 Innings (2x, last: 6/9 vs. Syracuse)                    |
| Longest Home Delay.....           | 1:58 (6/22-G1 vs. Columbus)                               |
| Longest Road Delay.....           | 1:55 (7/24 at Lehigh Valley)                              |
| Largest Home Attendance.....      | 9,972 (7/4 vs. Norfolk)                                   |
| Largest Road Attendance.....      | 11,516 (8/23 at Durham)                                   |
| Series Victories.....             | 18 (last: 8/28-8/30 vs. Norfolk)                          |
| Series Losses.....                | 16 (last: 8/10-8/12 at Syracuse)                          |
| Series Splits.....                | 9 (last: 8/31-9/3 vs. Charlotte)                          |
| Series Sweeps.....                | 6 (last: 8/28-8/30 vs. Norfolk)                           |
| Series Swept by Opponent.....     | 7 (last: 7/2-7/3 at Durham)                               |

# 2018 INDIVIDUAL HIGHS & LOWS

## BATTING

|  |   |
|--|---|
| Most Hits, Game                                  | 4 (12x, last: Sean Kazmar Jr., 8/17 vs. Buffalo)  |
| Most Runs Scored, Game                           | 3 (9x, last: Danny Santana, 8/25-G1 at Charlotte) |
| Most Doubles, Game                               | 2 (15x, last: Alex Jackson, 9/2 vs. Charlotte)    |
| Most Triples, Game                               | 2 (Rio Ruiz, 7/19 vs. Indianapolis)               |
| Most Home Runs, Game                             | 3 (Austin Riley, 5/13 vs. Norfolk)                |
| Most Extra-Base Hits, Game                       | 3 (3x, last: Peter Bourjos, 5/18 at Toledo)       |
| Most RBI, Game                                   | 8 (Austin Riley, 5/13 vs. Norfolk)                |
| Most Stolen Bases, Game                          | 3 (2x, last: Danny Santana, 8/14 vs. Louisville)  |
| Most Caught Stealing, Game                       | 1 (21x, last: Phil Gosselin, 9/3 vs. Charlotte)   |
| Most Walks, Game                                 | 3 (3x, last: Xavier Avery, 8/30 vs. Norfolk)      |
| Most Strikeouts, Game                            | 5 (Austin Riley, 8/9 at Buffalo)                  |
| Most Hit-By-Pitch, Game                          | 2 (Jose Bautista, 5/2 at Charlotte)               |
| Longest Hitting Streak                           | 14 Games (Rio Ruiz, 6/26-7/12)                    |
| Longest On-Base Streak                           | 30 Games (Dustin Peterson, 7/5-8/15)              |
| Longest Home Run Streak                          | 3 Games (3x, last: Carlos Franco, 7/30-8/4)       |
| Longest RBI Streak                               | 6 Games (2x, last: Rio Ruiz, 6/26-7/1)            |
| Longest Multi-Hit Streak                         | 4 Games (3x, last: Preston Tucker, 7/6-7/30)      |
| Longest Multi-RBI Streak                         | 3 Games (2x, last: Rio Ruiz, 8/22-8/25)           |
| Most Hits, Season                                | 134 (Rio Ruiz)                                    |
| Most Runs Scored, Season                         | 72 (Rio Ruiz)                                     |
| Most Doubles, Season                             | 25 (Rio Ruiz)                                     |
| Most Triples, Season                             | 5 (Peter Bourjos)                                 |
| Most Home Runs, Season                           | 16 (Carlos Franco/Danny Santana)                  |
| Most Total Bases, Season                         | 194 (Rio Ruiz)                                    |
| Most RBI, Season                                 | 76 (Carlos Franco)                                |
| Most Stolen Bases, Season                        | 12 (Danny Santana)                                |
| Most Walks, Season                               | 42 (Carlos Franco)                                |
| Most Strikeouts, Season                          | 153 (Carlos Franco)                               |
| Most Hit-By-Pitch, Season                        | 8 (Sean Kazmar Jr.)                               |
| Most Sacrifice Bunts, Season                     | 2 (Danny Santana/Chris Stewart)                   |
| Most Sacrifice Flies, Season                     | 6 (Carlos Franco)                                 |
| Most Hits with RISP, Season                      | 40 (Rio Ruiz)                                     |
| Most Hits with RISP/2 Outs, Season               | 18 (Carlos Franco)                                |
| Most Multi-Hit Games, Season                     | 32 (Rio Ruiz)                                     |
| Most Multi-RBI Games, Season                     | 21 (Carlos Franco)                                |
| Highest Batting Average, Season (qualifying)     | .269 (Rio Ruiz)                                   |
| Highest On-Base Percentage, Season (qualifying)  | .324 (Dustin Peterson)                            |
| Highest Slugging Percentage, Season (qualifying) | .414 (Carlos Franco)                              |
| Highest OPS, Season (qualifying)                 | .731 (Dustin Peterson)                            |

## PITCHING

|   |  |
|---|--|
| Most Innings, Game (starter)              | 8.0 (4x, last: Jeremy Walker, 9/2 vs. Charlotte)           |
| Most Innings, Game (reliever)             | 5.0 (Wes Parsons, 7/21 vs. Pawtucket)                      |
| Most Strikeouts, Game (starter)           | 13 (Bryse Wilson, 8/15 vs. Louisville)                     |
| Most Strikeouts, Game (reliever)          | 6 (2x, last: Luke Jackson/Evan Phillips, 5/17 at Columbus) |
| Most Walks, Game (starter)                | 6 (4x, last: Andres Santiago, 8/12 at Syracuse)            |
| Most Walks, Game (reliever)               | 4 (2x, last: Jason Hursh, 4/25 at Rochester)               |
| Most Earned Runs Allowed, Game (starter)  | 8 (Anibal Sanchez, 5/21 vs. Durham)                        |
| Most Earned Runs Allowed, Game (reliever) | 5 (3x, last: Chase Whitley, 8/22-G1 at Durham)             |
| Most Hits Allowed, Game (starter)         | 11 (Matt Wisler, 7/4 vs. Norfolk)                          |
| Most Hits Allowed, Game (reliever)        | 6 (2x, last: Miguel Socolovich, 4/27 vs. Durham)           |
| Least Runs Allowed, 9.0 IP Complete Game  | None   |
| Least Hits Allowed, 9.0 IP Complete Game  | None   |
| Most Home Runs Allowed, Game (starter)    | 3 (2x, last: Bryse Wilson, 8/4 vs. Norfolk)                |
| Most Home Runs Allowed, Game (reliever)   | 2 (2x, last: Sal Giardina, 7/2 at Durham)                  |
| Most Consecutive Starts with a Win        | 3 Starts (2x, last: Touki Toussaint, 8/18-8/28)            |
| Most Consecutive Games with a Win         | 3 Games (3x, last: Touki Toussaint, 8/18-8/28)             |
| Most Consecutive Starts with a Loss       | 3 Starts (Luiz Gohara, 4/27-6/20)                          |
| Most Consecutive Games with a Loss        | 3 Games (Luiz Gohara, 4/27-6/20)                           |
| Most Consecutive Scoreless IP (starter)   | 18.1 IP (Lucas Sims, 7/3-7/14)                             |
| Most Consecutive Scoreless IP (combined)  | 21.1 IP (Miguel Socolovich, 4/27-6/25)                     |
| Longest Quality Start Streak              | 10 Starts (Kolby Allard, 4/28-6/21)                        |
| Longest Converted Saves Streak            | 9 Saves (Jacob Webb, 7/12-9/3)                             |
| Most Wins, Season                         | 7 (Wes Parsons)  |
| Most Losses, Season                       | 6 (Max Fried)  |
| Most IP, Season                           | 112.1 (Kolby Allard)                                       |
| Most Strikeouts, Season                   | 89 (Kolby Allard)  |
| Most Appearances, Season                  | 39 (Jason Hursh)   |
| Lowest ERA, Season (qualifying)           | 2.72 (Kolby Allard)  |
| Lowest WHIP, Season (qualifying)          | 1.21 (Kolby Allard)  |
| Most Complete Games, Season               | 2 (Matt Wisler)  |
| Most CG Shutouts, Season                  | 1 (Mike Soroka/Matt Wisler)                                |
| Most Saves, Season                        | 11 (Jacob Webb)  |
| Most Holds, Season                        | 5 (Chad Bell/Jason Hursh/Miguel Socolovich)                |
| Most Quality Starts, Season               | 11 (Kolby Allard)  |

## DEFENSE

|                               |  |
|-------------------------------|--|
| Most Outfield Assists, Game   | 2 (Danny Santana, 5/8 vs. Charlotte)       |
| Most Errors, Game             | 2 (Rob Brantly, 4/28 vs. Durham)           |
| Most Passed Balls, Game       | 2 (2x, last: Alex Jackson, 8/8 at Buffalo) |
| Most Pickoffs, Game           | 2 (Lucas Sims, 5/10 vs. Charlotte)         |
| Most Outfield Assists, Season | 7 (Danny Santana)                          |
| Most Pickoffs, Season         | 3 (Kolby Allard/Lucas Sims)                |

## 2018 RECORD BREAKDOWN

|                                |       |
|--------------------------------|-------|
| At Coolray Field .....         | 40-29 |
| On the Road .....              | 30-40 |
| Day Games .....                | 18-15 |
| Night Games .....              | 52-54 |
| Extra Innings .....            | 2-10  |
| Doubleheaders .....            | 8-6   |
| Shutout Decisions .....        | 14-7  |
| Last At-Bat Decisions .....    | 12-20 |
| Walk-Off Decisions .....       | 5-10  |
|                                |       |
| Strippers Score First .....    | 47-25 |
| Strippers Score Last .....     | 37-21 |
| 1-Run Games .....              | 21-24 |
| 2-Run Games .....              | 10-13 |
| 3-Run Games .....              | 10-7  |
| +3-Run Games .....             | 29-25 |
| Leading After 5 Innings .....  | 55-11 |
| Leading After 6 Innings .....  | 52-9  |
| Leading After 7 Innings .....  | 57-6  |
| Leading After 8 Innings .....  | 54-2  |
| Tied After 5 Innings .....     | 5-12  |
| Tied After 6 Innings .....     | 10-14 |
| Tied After 7 Innings .....     | 6-12  |
| Tied After 8 Innings .....     | 5-10  |
| Trailing After 5 Innings ..... | 10-46 |
| Trailing After 6 Innings ..... | 6-46  |
| Trailing After 7 Innings ..... | 5-51  |
| Trailing After 8 Innings ..... | 1-51  |
| With a HR .....                | 45-32 |
| Without a HR .....             | 25-37 |
| Allowing a HR .....            | 22-35 |
| Allowing No HR .....           | 48-34 |
| With an Error .....            | 31-36 |
| Without an Error .....         | 39-33 |

|                               |         |
|-------------------------------|---------|
| April .....                   | 8-14    |
| May .....                     | 16-13   |
| June .....                    | 11-19   |
| July .....                    | 15-11   |
| August .....                  | 18-11   |
| September .....               | 2-1     |
|                               |         |
| Pre All-Star Break .....      | 38-51   |
| Post All-Star Break .....     | 32-18   |
| Midway Point (70 Games) ..... | 32-38   |
| Series W-L-T .....            | 18-16-9 |
|                               |         |
| Vs. LH Starter .....          | 18-22   |
| Vs. RH Starter .....          | 52-47   |
| Vs. MLB Rehab Starter .....   | 4-2     |
|                               |         |
| Vs. IL South Division .....   | 35-33   |
| Vs. Charlotte .....           | 11-11   |
| Vs. Durham .....              | 11-11   |
| Vs. Norfolk .....             | 13-11   |
|                               |         |
| Vs. IL North Division .....   | 17-21   |
| Vs. Buffalo .....             | 4-3     |
| Vs. Lehigh Valley .....       | 1-5     |
| Vs. Pawtucket .....           | 3-3     |
| Vs. Rochester .....           | 2-5     |
| Vs. Scranton/WB .....         | 4-2     |
| Vs. Syracuse .....            | 3-3     |
|                               |         |
| Vs. IL West Division .....    | 18-15   |
| Vs. Columbus .....            | 5-5     |
| Vs. Indianapolis .....        | 8-3     |
| Vs. Louisville .....          | 3-3     |
| Vs. Toledo .....              | 2-4     |

2018 REVIEW

## TEAM SITUATIONAL & MONTHLY STATISTICS

### HITTING

|                    |                                |
|--------------------|--------------------------------|
| Vs. RHP .....      | .252/.313/.390, 78 HR, 387 RBI |
| Vs. LHP .....      | .258/.321/.367, 23 HR, 164 RBI |
| Home .....         | .275/.333/.407, 46 HR, 297 RBI |
| Road .....         | .234/.299/.362, 55 HR, 254 RBI |
|                    |                                |
| Leading Off .....  | .263/.325/.404, 25 HR, 25 RBI  |
| Runners On .....   | .261/.325/.390, 48 HR, 498 RBI |
| Bases Loaded ..... | .253/.304/.465, 5 HR, 81 RBI   |
| RISP .....         | .263/.333/.391, 28 HR, 431 RBI |
| RISP/2 Outs .....  | .251/.331/.382, 13 HR, 175 RBI |
|                    |                                |
| April .....        | .239/.306/.370, 15 HR, 80 RBI  |
| May .....          | .241/.308/.392, 25 HR, 126 RBI |
| June .....         | .241/.306/.362, 21 HR, 101 RBI |
| July .....         | .284/.340/.405, 18 HR, 121 RBI |
| August .....       | .264/.321/.398, 22 HR, 118 RBI |
| September .....    | .225/.258/.281, 0 HR, 5 RBI    |

### PITCHING

|                    |   |
|--------------------|---|
| Vs. RH .....       | .244 BAA, 49 HR, 281 BB, 663 SO           |
| Vs. LH .....       | .251 BAA, 40 HR, 186 BB, 511 SO           |
| Home ...           | 3.55 ERA, .241 BAA, 41 HR, 227 BB, 600 SO |
| Road ...           | 4.01 ERA, .253 BAA, 48 HR, 240 BB, 574 SO |
|                    |   |
| Vs. Leadoff .....  | .238 BAA, 15 HR, 92 BB, 272 SO            |
| Runners On .....   | .261 BAA, 39 HR, 247 BB, 489 SO           |
| Bases Loaded ..... | .168 BAA, 1 HR, 16 BB, 44 SO              |
| RISP .....         | .246 BAA, 16 HR, 177 BB, 329 SO           |
| RISP/2 Outs .....  | .241 BAA, 7 HR, 91 BB, 159 SO             |
|                    |   |
| April .....        | 3.30 ERA, .225 BAA, 1.31 WHIP, 3 SV       |
| May .....          | 3.57 ERA, .239 BAA, 1.21 WHIP, 7 SV       |
| June .....         | 4.01 ERA, .260 BAA, 1.39 WHIP, 5 SV       |
| July .....         | 4.46 ERA, .279 BAA, 1.49 WHIP, 6 SV       |
| August .....       | 3.66 ERA, .239 BAA, 1.24 WHIP, 7 SV       |
| September .....    | 2.33 ERA, .149 BAA, 0.85 WHIP, 2 SV       |

## GWINNETT'S RANK IN THE IL (RANKING AMONG 14 TEAMS)

### HITTING

|                           |              |
|---------------------------|--------------|
| Average .....             | .254 (6th)   |
| Runs Scored .....         | 584 (6th)    |
| Hits .....                | 1165 (7th)   |
| Doubles .....             | 246 (7th)    |
| Triples .....             | 24 (T-7th)   |
| Home Runs .....           | 101 (T-11th) |
| Total Bases .....         | 1762 (9th)   |
| RBI .....                 | 551 (6th)    |
| Walks .....               | 388 (14th)   |
| Strikeouts .....          | 1152 (6th)   |
| Stolen Bases .....        | 60 (T-12th)  |
| On-Base Percentage .....  | .315 (13th)  |
| Slugging Percentage ..... | .384 (8th)   |
| OPS .....                 | .699 (10th)  |

### PITCHING

|                                |               |
|--------------------------------|---------------|
| ERA .....                      | 3.78 (7th)    |
| Complete Games .....           | 3 (T-3rd)     |
| Shutouts .....                 | 14 (2nd)      |
| Innings .....                  | 1195.2 (12th) |
| Most Hits Allowed .....        | 1109 (12th)   |
| Most Runs Allowed .....        | 565 (9th)     |
| Most Earned Runs Allowed ..... | 502 (9th)     |
| Most Home Runs Allowed .....   | 89 (13th)     |
| Most Walks .....               | 467 (3rd)     |
| Most Strikeouts .....          | 1174 (4th)    |
| Saves .....                    | 30 (13th)     |
| Holds .....                    | 46 (T-4th)    |
| WHIP .....                     | 1.32 (8th)    |

### DEFENSE

|                           |            |
|---------------------------|------------|
| Fielding Percentage ..... | .981 (9th) |
| Most Errors .....         | 94 (T-4th) |
| Double Plays Turned ..... | 130 (5th)  |



# HITTING BREAKDOWN

## SCORE BY INNING

|           | 1  | 2  | 3  | 4  | 5  | 6  | 7  | 8  | 9  | 10 | 11 | X | TOTAL |
|-----------|----|----|----|----|----|----|----|----|----|----|----|---|-------|
| Stripers  | 83 | 76 | 56 | 68 | 55 | 77 | 52 | 60 | 42 | 10 | 3  | 2 | 584   |
| Opponents | 64 | 56 | 69 | 63 | 65 | 66 | 51 | 66 | 40 | 15 | 7  | 3 | 565   |

## MULTI-HIT GAMES

## MULTI-RBI GAMES

## HOME RUNS

|                | MULTI-HIT GAMES |           |           |          | MULTI-RBI GAMES |           |          |          | HOME RUNS |           |           |          |
|----------------|-----------------|-----------|-----------|----------|-----------------|-----------|----------|----------|-----------|-----------|-----------|----------|
|                | 2H              | 3H        | 4H        | 5H       | 2 RBI           | 3 RBI     | 4 RBI    | 5 RBI    | SOLO      | 2-RUN     | 3-RUN     | GS       |
| Acuna Jr.      | 3               | 1         |           |          | 1               |           |          |          |           | 1         |           |          |
| Adams          | 3               |           |           |          | 2               |           |          |          |           |           |           |          |
| Avery          | 11              | 3         |           |          | 5               |           |          |          | 3         | 1         |           |          |
| Bautista       | 2               |           |           |          | 2               |           |          |          |           | 1         |           |          |
| Bourjos        | 4               | 1         | 2         |          |                 |           | 1        |          | 1         |           |           | 1        |
| Brantly        | 6               | 1         |           |          | 4               |           |          |          |           | 1         |           |          |
| Camargo        | 2               | 1         |           |          | 2               |           |          |          | 3         |           |           |          |
| Carrera        | 2               |           |           |          |                 |           |          |          | 1         |           |           |          |
| Colon          | 1               | 1         |           |          |                 |           |          |          |           |           |           |          |
| Decker         | 2               |           |           |          |                 |           |          |          | 1         |           |           |          |
| Flaherty       | 3               |           |           |          | 2               |           |          |          |           |           |           |          |
| Flowers        |                 |           |           |          |                 |           |          |          |           |           |           |          |
| Franco, C.     | 22              | 4         |           |          | 14              | 5         | 2        |          | 8         | 5         | 2         | 1        |
| Giardina       | 5               | 1         |           |          |                 | 1         |          |          |           |           | 1         |          |
| Gosselin       | 13              | 1         | 1         |          | 6               | 3         |          |          | 1         | 3         | 1         |          |
| Jackson, A.    | 5               |           |           |          | 2               | 1         | 1        |          | 1         | 1         | 1         |          |
| Kazmar Jr.     | 22              | 2         | 1         |          | 3               | 1         |          |          | 1         |           |           |          |
| Marte          | 8               | 4         | 2         |          | 3               |           | 1        |          | 1         | 1         |           |          |
| Morales        | 2               | 1         |           |          | 2               |           |          |          |           |           |           |          |
| Okazaki        |                 |           |           |          |                 |           |          |          |           |           |           |          |
| Peterson, Du.  | 21              | 9         |           |          | 10              | 1         | 1        |          | 5         | 4         | 1         | 1        |
| Reed           | 15              | 7         |           |          | 3               | 1         |          |          | 6         | 1         |           |          |
| Riley          | 18              | 4         | 2         |          | 2               | 4         |          | 2        | 6         | 3         | 2         | 1        |
| Ruiz           | 23              | 7         | 2         |          | 11              | 3         | 2        |          | 2         | 4         | 2         | 1        |
| Salazar        |                 |           |           |          |                 |           |          |          |           |           |           |          |
| Santana        | 16              | 7         |           |          | 7               | 3         |          |          | 12        | 2         | 2         |          |
| Scivicque      |                 |           |           |          |                 |           |          |          |           |           |           |          |
| Shumpert       |                 |           |           |          |                 |           |          |          |           |           |           |          |
| Smith          | 7               |           |           |          | 6               |           |          |          | 1         | 3         |           |          |
| Stewart        | 4               |           | 1         |          | 1               |           |          |          |           |           |           |          |
| Tucker         | 3               |           | 1         |          |                 |           |          |          |           |           |           |          |
| <b>TOTALS:</b> | <b>223</b>      | <b>55</b> | <b>12</b> | <b>0</b> | <b>88</b>       | <b>23</b> | <b>8</b> | <b>2</b> | <b>53</b> | <b>31</b> | <b>12</b> | <b>5</b> |

## HOME RUN VARIANTS

|                                 |   |
|---------------------------------|---|
| Leadoff (Game) Homers (1x)..... | Luis Marte, 7/25 at Lehigh Valley   |
| Walk-Off Homers (1x).....       | Rio Ruiz, 9th Inning, 7/18 vs. Indianapolis                                   |
| Pinch-Hit Homers (1x).....      | Xavier Avery, 5th Inning, 8/14 vs. Louisville                                 |
| Multi-Homer Games (2x).....     | Austin Riley (3 HR, 5/13 vs. Norfolk)<br>Danny Santana (2 HR, 6/16 at Durham) |

## LONG HITTING STREAKS (10-Plus Games)

| PLAYER          | LENGTH/DATES         | STATS                                  |
|-----------------|----------------------|--|
| Rio Ruiz        | 14 Games (6/26-7/12) | .371 (23-62), 3 2B, 2 HR, 10 R, 16 RBI |
| Dustin Peterson | 11 Games (7/13-7/24) | .354 (17-48), 5 2B, 2 HR, 9 R, 6 RBI   |
| Dustin Peterson | 11 Games (8/4-8/15)  | .372 (16-43), 3 2B, 5 R, 6 RBI         |
| Luis Marte      | 10 Games (7/15-7/25) | .455 (20-44), 2 2B, 2 HR, 7 R, 12 RBI  |
| Austin Riley    | 10 Games (8/22-8/31) | .366 (15-41), 3 2B, 5 HR, 14 R, 14 RBI |
| Danny Santana   | 10 Games (6/14-7/27) | .409 (18-44), 5 2B, 3 HR, 10 R, 7 RBI  |

## PINCH HITTERS (.250, 8-for-32, 1 HR, 3 RBI)

|                                  |                             |                         |
|----------------------------------|-----------------------------|-------------------------|
| Adams (.000, 0-2, HBP)           | A. Jackson (---, 0-0, 2 BB) | Stewart (.000, 0-2, BB) |
| Avery (.500, 2-4, HR, 2 RBI, BB) | Kazmar Jr. (---, 0-0, RBI)  | Tucker (.000, 0-1)      |
| Brantly (.667, 2-3)              | Marte (.000, 0-1)           |                         |
| Colon (1.000, 1-1)               | Morales (.500, 1-2)         |                         |
| Decker (.000, 0-1)               | Okazaki (.333, 1-3)         |                         |
| C. Franco (.000, 0-3)            | Reed (---, 0-0, BB)         |                         |
| Giardina (.333, 1-3)             | Santana (.000, 0-1)         |                         |
| Gosselin (.000, 0-2)             | Smith (.000, 0-3)           |                         |

## STARTS BY BATTING ORDER

|          |   |
|----------|---|
| <b>1</b> | Marte (38), Santana (28), Bourjos (22), Gosselin (14), Acuna Jr. (13), Bautista (10), Avery (6), Reed (6), Carrera (2)  |
| <b>2</b> | Ruiz (49), Santana (40), Du. Peterson (14), Acuna Jr. (10), Reed (9), Camargo (4), Tucker (4), Avery (3), Decker (2), Kazmar Jr. (2), Bourjos (1), Gosselin (1)   |
| <b>3</b> | Riley (75), Reed (24), Du. Peterson (20), Camargo (4), Decker (4), Kazmar Jr. (4), Ruiz (4), Flowers (2), Brantly (1), Gosselin (1)   |
| <b>4</b> | C. Franco (104), Ruiz (18), Du. Peterson (9), Reed (7), Tucker (1)  |
| <b>5</b> | Du. Peterson (55), Ruiz (23), Kazmar Jr. (19), Gosselin (12), Tucker (7), Reed (6), Avery (4), Smith (3), Adams (2), Brantly (2), C. Franco (2), Jackson (2), Decker (1), Flaherty (1)  |
| <b>6</b> | Ruiz (36), Avery (23), Gosselin (16), Kazmar Jr. (16), C. Franco (9), Adams (7), Du. Peterson (6), Santana (6), Brantly (5), Smith (5), Flaherty (4), Decker (2), Tucker (2), Bourjos (1), A. Jackson (1)                                   |
| <b>7</b> | Kazmar Jr. (34), Gosselin (29), Avery (18), Brantly (13), Smith (12), A. Jackson (8), Colon (4), Decker (4), Stewart (4), Flaherty (3), Du. Peterson (3), Santana (3), Giardina (2), Adams (1), Morales (1)                                 |
| <b>8</b> | Brantly (29), A. Jackson (18), Smith (16), Avery (14), Stewart (14), Kazmar Jr. (12), Carrera (6), Adams (5), Colon (5), Giardina (5), Gosselin (4), Marte (3), Morales (3), Santana (3), Decker (1), Tucker (1)                            |
| <b>9</b> | Starting Pitchers (29), Stewart (23), Carrera (17), Giardina (13), Adams (10), Smith (10), Morales (9), Colon (5), Kazmar Jr. (5), A. Jackson (4), Brantly (3), Marte (3), Avery (2), Salazar (2), Shumpert (2), Santana (1), Scivisque (1) |

## STARTS BY POSITION

|           |   |
|-----------|---|
| <b>C</b>  | Brantly (45), Stewart (41), A. Jackson (29), Giardina (13), Morales (8), Flowers (2), Scivisque (1)   |
| <b>1B</b> | C. Franco (101), Ruiz (33), Gosselin (5)  |
| <b>2B</b> | Gosselin (62), Kazmar Jr. (29), Santana (14), Colon (13), Smith (13), Flaherty (3), Marte (2), Salazar (2), Camargo (1)   |
| <b>3B</b> | Riley (71), Ruiz (49), Bautista (9), Gosselin (4), Camargo (3), Flaherty (2), Smith (1)   |
| <b>SS</b> | Kazmar Jr. (61), Marte (42), Smith (30), Camargo (4), Flaherty (2)  |
| <b>LF</b> | Du. Peterson (64), Ruiz (19), Acuna Jr. (18), Tucker (13), Santana (9), Carrera (7), Reed (5), Bourjos (2), Avery (1), Decker (1)   |
| <b>CF</b> | Santana (44), Reed (26), Bourjos (22), Carrera (16), Adams (14), Avery (10), Acuna Jr. (2), Gosselin (2), Shumpert (2), Decker (1)  |
| <b>RF</b> | Avery (55), Du. Peterson (34), Reed (12), Ruiz (11), Adams (9), Decker (8), Santana (8), Acuna Jr. (1), Carrera (1)   |
| <b>DH</b> | Ruiz (18), C. Franco (14), Du. Peterson (9), Reed (9), Brantly (8), Giardina (7), Santana (6), Morales (5), Avery (4), Decker (4), Gosselin (4), A. Jackson (4), Riley (4), Acuna Jr. (2), Adams (2), Kazmar Jr. (2), Smith (2), Tucker (2), Bautista (1), Carrera (1), Colon (1), Flaherty (1)   |
| <b>P</b>  | Allard (19), Parsons (14), Sims (14), Fried (13), Wisler (13), Gohara (12), Toussaint (8), Santiago (7), Soroka (5), Johnstone (4), Wright (4), Mader (4), Clouse (3), Socolovich (3), Wilson (3), Sanchez (2), Kennedy (2), Bell (1), Blair (1), E. Franco (1), Hursh (1), L. Jackson (1), Leyva (1), Pfeifer (1), Walker (1), Whitley (1) |

## LAST AT-BAT WINS (12)

| DATE/OPPONENT         | SCORE (INNING) | GAME-WINNING PLAY                       |
|-----------------------|----------------|---|
| 5/1 at Charlotte      | 8-6 (9th)      | Jose Bautista 2-run homer to LF.        |
| 5/19 at Toledo        | 5-3 (9th)      | Sean Kazmar Jr. RBI single to R-CF.     |
| 5/29 at Indianapolis  | 3-2 (10th)     | Peter Bourjos RBI fielder's choice.     |
| 6/12-G2 at Norfolk    | 2-1 (7th)      | Danny Santana RBI sacrifice fly.        |
| 6/21 vs. Toledo       | 7-6 (9th)      | Dustin Peterson walk-off single to RF.  |
| 7/8 vs. Charlotte     | 5-4 (9th)      | Dustin Peterson walk-off single to 3B.  |
| 7/18 vs. Indianapolis | 4-2 (9th)      | Rio Ruiz walk-off 2-run homer to RF.    |
| 7/20 vs. Pawtucket    | 7-4 (8th)      | Alex Jackson 2-run triple to R-CF.      |
| 7/21 vs. Pawtucket    | 5-4 (9th)      | Jonathan Morales walk-off single to LF. |
| 7/22 vs. Pawtucket    | 4-3 (10th)     | Rio Ruiz walk-off RBI single to CF.     |
| 8/14 vs. Louisville   | 5-4 (8th)      | Dustin Peterson RBI double to RF.       |
| 8/21-G2 vs. Durham    | 5-4 (6th)      | Christian Arroyo (DUR) throwing error.  |

## EJECTIONS (4)

| PLAYER/COACH        | DATE (INNING)          | UMPIRE            |
|---------------------|------------------------|-------------------|
| MGR Damon Berryhill | 4/27 vs. Durham (5th)  | 3B Brennan Miller |
| MGR Damon Berryhill | 6/20 vs. Toledo (6th)  | 3B Ryan Clark     |
| HC John Moses       | 6/27 at Norfolk (10th) | HP Jeremy Riggs   |
| MGR Damon Berryhill | 8/8 at Buffalo (8th)   | HP John Bacon     |

# PITCHING BREAKDOWN

|                  | W-L          | ERA         | IP            | R          | ER         | HR        | BB         | SO          | SO/9 IP     | BB/9 IP     |
|------------------|--------------|-------------|---------------|------------|------------|-----------|------------|-------------|-------------|-------------|
| <b>Starters</b>  | 42-36        | 3.60        | 714.1         | 313        | 286        | 62        | 235        | 666         | 8.39        | 2.96        |
| <b>Relievers</b> | 28-33        | 4.04        | 481.1         | 252        | 216        | 27        | 232        | 508         | 9.50        | 4.34        |
| <b>TOTAL:</b>    | <b>70-69</b> | <b>3.78</b> | <b>1195.2</b> | <b>565</b> | <b>502</b> | <b>89</b> | <b>467</b> | <b>1174</b> | <b>8.84</b> | <b>3.52</b> |

|           | STARTERS BY MONTH |      |    |       |    |    |     | RELIEVERS BY MONTH |      |      |      |    |    |     |
|-----------|-------------------|------|----|-------|----|----|-----|--------------------|------|------|------|----|----|-----|
|           | W-L               | ERA  | QS | IP    | HR | BB | SO  | W-L                | ERA  | SV   | IP   | HR | BB | SO  |
| April     | 5-6               | 2.75 | 3  | 104.2 | 7  | 39 | 98  | 3-8                | 3.91 | 3/8  | 94.1 | 2  | 59 | 104 |
| May       | 8-9               | 3.93 | 12 | 149.0 | 15 | 42 | 117 | 8-4                | 3.03 | 7/9  | 98.0 | 2  | 38 | 122 |
| June      | 8-10              | 4.07 | 9  | 150.1 | 15 | 55 | 145 | 3-9                | 3.92 | 5/7  | 96.1 | 6  | 50 | 95  |
| July      | 8-5               | 3.57 | 12 | 143.2 | 9  | 45 | 147 | 7-6                | 5.94 | 6/15 | 86.1 | 12 | 46 | 80  |
| August    | 11-6              | 3.79 | 11 | 149.2 | 16 | 52 | 150 | 7-5                | 3.46 | 7/8  | 96.1 | 5  | 32 | 99  |
| September | 2-0               | 0.53 | 2  | 17.0  | 0  | 2  | 9   | 0-1                | 5.40 | 2/3  | 10.0 | 0  | 7  | 8   |

| PITCHERS (45)      | AS A STARTER       |              |           |                       |  | AS A RELIEVER      |              |           |               |  |
|--------------------|--------------------|--------------|-----------|-----------------------|--|--------------------|--------------|-----------|---------------|--|
|                    | W-L, ERA           | TEAM W-L     | QS*       | RUN SUPPORT^          |  | W-L, ERA           | SV/OPP.      | HOLDS     | IR/RS         |  |
| Allard, Kolby      | 6-4, 2.72          | 10-9         | 11        | 2.89 RPG (55)         |  | --                 | --           | --        | --            |  |
| Bell, Chad         | 0-0, 9.00          | 1-0          | 0         | 2.00 RPG (2)          |  | 2-3, 5.95          | 0/1          | 5         | 13/5          |  |
| Biddle, Jesse      | --                 | --           | --        | --                    |  | 0-0, 0.00          | 1/1          | 2         | 2/0           |  |
| Blair, Aaron       | 0-1, 0.00          | 0-1          | 0         | 0.00 RPG (0)          |  | --                 | --           | --        | --            |  |
| Brantly, Rob       | --                 | --           | --        | --                    |  | 0-0, 18.00         | 0/0          | 0         | 0/0           |  |
| Brothers, Rex      | --                 | --           | --        | --                    |  | 2-4, 7.24          | 1/2          | 3         | 12/3          |  |
| Carle, Shane       | --                 | --           | --        | --                    |  | 0-0, 0.00          | 0/0          | 0         | 0/0           |  |
| Clouse, Corbin     | 0-0, 3.38          | 2-1          | 0         | 1.67 RPG (5)          |  | 1-0, 1.13          | 0/0          | 0         | 0/0           |  |
| Decker, Jaff       | --                 | --           | --        | --                    |  | 0-1, 9.00          | 0/0          | 0         | 0/0           |  |
| Franco, Enderson   | 1-0, 1.59          | 1-0          | 0         | 4.00 RPG (4)          |  | --                 | --           | --        | --            |  |
| Freeman, Sam       | --                 | --           | --        | --                    |  | 1-0, 0.00          | 0/0          | 1         | 0/0           |  |
| Fried, Max         | 2-6, 4.61          | 3-10         | 3         | 2.31 RPG (30)         |  | --                 | --           | --        | --            |  |
| Giardina, Sal      | --                 | --           | --        | --                    |  | 0-0, 20.25         | 0/0          | 0         | 0/0           |  |
| Gohara, Luiz       | 3-4, 4.94          | 4-8          | 2         | 2.75 RPG (33)         |  | --                 | --           | --        | --            |  |
| Hursh, Jason       | 0-0, 6.75          | 0-1          | 0         | 3.00 RPG (3)          |  | 2-5, 3.83          | 1/6          | 5         | 15/10         |  |
| Jackson, Luke      | 0-0, 0.00          | 1-0          | 0         | 3.00 RPG (3)          |  | 2-1, 2.08          | 0/0          | 3         | 0/0           |  |
| Johnstone, Connor  | 2-0, 4.50          | 2-2          | 2         | 4.00 RPG (16)         |  | 0-0, 4.50          | 0/0          | 0         | 0/0           |  |
| Kennedy, Jon       | 0-2, 13.50         | 0-2          | 0         | 1.50 RPG (3)          |  | 0-0, 0.00          | 0/0          | 0         | 2/2           |  |
| Leyva, Elian       | 0-0, 1.80          | 1-0          | 0         | 1.00 RPG (1)          |  | 1-1, 2.91          | 0/2          | 1         | 6/2           |  |
| Mader, Michael     | 1-1, 4.34          | 3-1          | 2         | 3.00 RPG (12)         |  | 0-0, 2.25          | 0/0          | 0         | 1/0           |  |
| McCarthy, Brandon  | --                 | --           | --        | --                    |  | 0-1, 4.50          | 0/1          | 0         | 0/0           |  |
| McCreery, Adam     | --                 | --           | --        | --                    |  | 0-0, 2.35          | 0/0          | 1         | 2/0           |  |
| Moylan, Peter      | --                 | --           | --        | --                    |  | 0-0, 0.00          | 0/0          | 0         | 0/0           |  |
| Parsons, Wes       | 6-4, 3.26          | 8-6          | 9         | 3.36 RPG (47)         |  | 1-0, 3.38          | 1/1          | 0         | 0/0           |  |
| Peterson, David    | --                 | --           | --        | --                    |  | 0-0, 6.08          | 0/0          | 4         | 9/3           |  |
| Pfeifer, Philip    | 0-0, 18.00         | 0-1          | 0         | 1.00 RPG (1)          |  | 2-3, 6.58          | 0/2          | 3         | 5/2           |  |
| Phillips, Evan     | --                 | --           | --        | --                    |  | 4-4, 1.99          | 8/9          | 3         | 21/7          |  |
| Ramirez, Jose      | --                 | --           | --        | --                    |  | 0-0, 0.00          | 0/0          | 1         | 0/0           |  |
| Ravin, Josh        | --                 | --           | --        | --                    |  | 0-2, 0.00          | 4/5          | 2         | 5/0           |  |
| Salas, Fernando    | --                 | --           | --        | --                    |  | 1-1, 12.00         | 0/1          | 0         | 3/2           |  |
| Sanchez, Anibal    | 0-1, 10.80         | 0-2          | 0         | 0.00 RPG (0)          |  | --                 | --           | --        | --            |  |
| Santiago, Andres   | 0-4, 5.67          | 2-5          | 1         | 2.14 RPG (15)         |  | 2-0, 5.48          | 0/1          | 2         | 7/3           |  |
| Sims, Lucas        | 4-3, 2.92          | 7-7          | 4         | 2.64 RPG (37)         |  | 0-0, 0.00          | 0/0          | 0         | 0/0           |  |
| Sobotka, Chad      | --                 | --           | --        | --                    |  | 0-0, 1.93          | 3/4          | 1         | 7/2           |  |
| Socolovich, Miguel | 0-0, 0.00          | 2-1          | 0         | 2.33 RPG (7)          |  | 5-4, 3.14          | 0/1          | 5         | 14/4          |  |
| Soroka, Mike       | 2-1, 2.00          | 3-2          | 1         | 1.60 RPG (8)          |  | --                 | --           | --        | --            |  |
| Toussaint, Touki   | 5-0, 1.43          | 7-1          | 6         | 4.00 RPG (32)         |  | --                 | --           | --        | --            |  |
| Vasquez, Kelvin    | --                 | --           | --        | --                    |  | 0-0, 0.00          | 0/0          | 1         | 0/0           |  |
| Vizcaino, Arodys   | --                 | --           | --        | --                    |  | 0-0, 0.00          | 0/0          | 0         | 0/0           |  |
| Walker, Jeremy     | 1-0, 0.00          | 1-0          | 1         | 2.00 RPG (2)          |  | --                 | --           | --        | --            |  |
| Webb, Jacob        | --                 | --           | --        | --                    |  | 2-2, 3.13          | 11/13        | 1         | 13/2          |  |
| Whitley, Chase     | 0-0, 0.00          | 1-0          | 0         | 0.00 RPG (0)          |  | 0-1, 4.87          | 0/0          | 2         | 6/6           |  |
| Wilson, Bryse      | 3-0, 4.50          | 3-0          | 1         | 6.67 RPG (20)         |  | 0-0, 13.50         | 0/0          | 0         | 0/0           |  |
| Wisler, Matt       | 4-4, 4.37          | 6-7          | 4         | 2.92 RPG (38)         |  | --                 | --           | --        | --            |  |
| Wright, Kyle       | 2-1, 2.81          | 2-2          | 2         | 3.00 RPG (12)         |  | 0-0, 0.00          | 0/0          | 0         | 0/0           |  |
| <b>TOTALS:</b>     | <b>42-36, 3.60</b> | <b>70-69</b> | <b>49</b> | <b>2.78 RPG (386)</b> |  | <b>28-33, 4.04</b> | <b>30/50</b> | <b>46</b> | <b>143/53</b> |  |

\*Quality Start: At least 6.0 IP, no more than 3 ER.

^Run Support: Runs scored while the starter is in the game.

# 2018 TRANSACTIONS

| DATE (#)   | MOVES  |
|------------|--|
| 4/5 (0)    | Opening Day Roster announced. RH Pitchers (8): Aaron Blair, David Peterson, Evan Phillips, Andres Santiago, Lucas Sims, Miguel Socolovich, Mike Soroka, Matt Wisler. LH Pitchers (4): Kolby Allard, Jesse Biddle, Rex Brothers, Phil Pfeifer. Catchers (2): Rob Brantly, Kade Scivicque. Infielders (5): Christian Colon, Carlos Franco, Sean Kazmar Jr., Rio Ruiz, Tyler Smith. Outfielders (5): Ronald Acuña Jr., Ezequiel Carrera, Jaff Decker, Dustin Peterson, Danny Santana. Disabled List (3): OF Xavier Avery, RHP Caleb Dirks, RHP Patrick Weigel |
| 4/6 (1)    | C Chris Stewart outrighted to GWN from ATL.  |
| 4/9 (2)    | INF Johan Camargo, on ATL's 10-day DL, had his rehab assignment transferred to GWN from FLA.   |
| 4/11 (4)   | RHP Jason Hursh transferred to GWN from MIS. RHP Andres Santiago transferred to MIS from GWN.  |
| 4/12 (7)   | LHP Max Fried transferred to GWN from MIS. RHP Aaron Blair placed on the GWN disabled list. RHP Josh Ravin, on ATL's 10-day DL, assigned to rehab with GWN.  |
| 4/13 (10)  | RHP Elian Leyva transferred to GWN from MIS. C Kade Scivicque released by ATL. RHP Chase Whitley, on ATL's 10-day DL, had his rehab assignment transferred to GWN from FLA.  |
| 4/15 (11)  | RHP Lucas Sims recalled by ATL from GWN.   |
| 4/17 (13)  | RHP Elian Leyva transferred to MIS from GWN. RHP Chase Whitley activated off his rehab assignment by ATL, optioned to GWN.   |
| 4/18 (16)  | LHP Jesse Biddle recalled by ATL from GWN. RHP Luke Jackson outrighted to GWN from ATL. INF Johan Camargo activated off his rehab assignment by ATL.   |
| 4/19 (17)  | RHP Matt Wisler recalled by ATL from GWN.  |
| 4/20 (20)  | RHP Josh Ravin activated off his rehab assignment by ATL. RHP Lucas Sims optioned to GWN from ATL. RHP Andres Santiago transferred to GWN from MIS.  |
| 4/21 (23)  | RHP Miguel Socolovich recalled by ATL from GWN. RHP Elian Leyva transferred to GWN from MIS. LHP Luiz Gohara, on ATL's 10-day DL, had his rehab assignment transferred to GWN from MIS.  |
| 4/23 (26)  | 3B Jose Bautista transferred to GWN from FLA. OF Danny Santana placed on the GWN disabled list. C Tyler Flowers, on ATL's 10-day DL, assigned to rehab with GWN.   |
| 4/24 (27)  | LHP Max Fried recalled by ATL from GWN.  |
| 4/25 (29)  | LHP Jon Kennedy transferred to GWN from DAN. OF Ronald Acuña Jr. had his contract selected by ATL from GWN.  |
| 4/26 (32)  | C Tyler Flowers, on ATL's 10-day DL, had his rehab assignment transferred to MIS from GWN. RHP Miguel Socolovich outrighted to GWN by ATL. RHP David Peterson placed on the GWN disabled list.   |
| 4/27 (36)  | RHP Josh Ravin outrighted to GWN by ATL. RHP Matt Wisler optioned to GWN by ATL. RHP Chase Whitley recalled by ATL from GWN. LHP Jon Kennedy transferred to FLA from GWN.  |
| 4/28 (37)  | LHP Luiz Gohara activated off his rehab assignment by ATL, optioned to GWN.  |
| 4/30 (39)  | RHP Elian Leyva transferred to MIS from GWN. OF Danny Santana activated off the GWN disabled list.   |
| 5/1 (42)   | RHP Mike Soroka had his contract selected by ATL from GWN. OF Peter Bourjos signed by ATL as a MiLB free agent, assigned to GWN. OF Jaff Decker released by ATL.   |
| 5/2 (43)   | RHP Chase Whitley optioned to GWN by ATL.  |
| 5/4 (49)   | 3B Jose Bautista had his contract selected by ATL from GWN. OF Preston Tucker optioned to GWN by ATL. OF Dustin Peterson placed on the GWN disabled list, retroactive to 5/3. INF Phil Gosselin, claimed by ATL off waivers from CIN, optioned to GWN. OF Xavier Avery activated off the GWN disabled list. OF Preston Tucker recalled by ATL from GWN.  |
| 5/5 (51)   | RHP Lucas Sims recalled by ATL from GWN. LHP Max Fried optioned to GWN by ATL.   |
| 5/6 (55)   | RHP Luke Jackson had his contract selected by ATL from GWN. RHP Lucas Sims optioned to GWN by ATL. RHP Chase Whitley placed on the GWN disabled list, retroactive to 5/5. LHP Jon Kennedy transferred to GWN from FLA.   |
| 5/7 (57)   | 3B Austin Riley transferred to GWN from MIS. RHP Andres Santiago transferred to MIS from GWN.  |
| 5/8 (61)   | LHP Luiz Gohara recalled by ATL from GWN. RHP Andres Santiago transferred to GWN from MIS. LHP Jon Kennedy transferred to FLA from GWN. RHP David Peterson activated off the GWN disabled list.  |
| 5/9 (63)   | RHP Luke Jackson outrighted to GWN by ATL. INF Christian Colon released by ATL.  |
| 5/12 (65)  | RHP Andres Santiago transferred to MIS from GWN. RHP Wes Parsons transferred to GWN from MIS.  |
| 5/14 (66)  | RHP David Peterson placed on the GWN temporary inactive list.  |
| 5/15 (67)  | LHP Chad Bell claimed by ATL off waivers from DET, optioned to GWN.  |
| 5/17 (69)  | LHP Max Fried recalled by ATL from GWN. OF Ezequiel Carrera released by ATL.   |
| 5/18 (72)  | LHP Max Fried optioned to GWN by ATL. RHP Matt Wisler recalled by ATL from GWN. LHP Jon Kennedy transferred to GWN from FLA.   |
| 5/19 (75)  | RHP Matt Wisler optioned to GWN by ATL. C Jonathan Morales transferred to GWN from MIS. C Rob Brantly placed on the GWN disabled list.   |
| 5/20 (78)  | RHP Chase Whitley activated off the GWN disabled list. LHP Jon Kennedy transferred to FLA from GWN. RHP Lucas Sims recalled by ATL from GWN.   |
| 5/21 (79)  | RHP Anibal Sanchez, on ATL's 10-day DL, assigned to rehab with GWN.  |
| 5/24 (84)  | LHP Michael Mader transferred to GWN from MIS. RHP David Peterson activated off the GWN temporary inactive list. OF Dustin Peterson activated off the GWN disabled list. RHP Chase Whitley placed on the GWN disabled list. RHP Wes Parsons transferred to MIS from GWN.   |
| 5/25 (87)  | RHP Matt Wisler recalled by ATL from GWN. INF Phil Gosselin placed on the GWN disabled list. C Sal Giardina transferred to GWN from MIS.   |
| 5/26 (91)  | RHP Anderson Franco transferred to GWN from MIS. C Rob Brantly activated off the GWN disabled list. C Jonathan Morales placed on the GWN disabled list. LHP Michael Mader transferred to MIS from GWN.   |
| 5/27 (93)  | RHP Wes Parsons transferred to GWN from MIS. RHP Anderson Franco transferred to MIS from GWN.  |
| 5/28 (95)  | LHP Max Fried recalled by ATL from GWN (26th man for DH). OF Dustin Peterson had his contract selected by ATL from GWN.  |
| 5/29 (99)  | RHP Anibal Sanchez completed his rehab assignment with GWN, activated by ATL. LHP Max Fried optioned to GWN by ATL. OF Michael Reed transferred to GWN from MIS. LHP Michael Mader transferred to GWN from MIS.  |
| 5/30 (100) | RHP Miguel Socolovich had his contract selected by ATL from GWN.   |
| 5/31 (104) | RHP Lucas Sims, optioned to GWN by ATL on 5/29, and RHP Matt Wisler, optioned to GWN by ATL on 5/30, both join active GWN roster. OF Peter Bourjos had his contract selected by ATL from GWN. RHP Aaron Blair, on the GWN disabled list, released by ATL.  |
| 6/1 (106)  | OF Dustin Peterson, optioned to GWN by ATL on 5/31, joins active GWN roster. LHP Michael Mader transferred to MIS from GWN.  |
| 6/4 (107)  | C Sal Giardina transferred to MIS from GWN.  |
| 6/5 (110)  | RHP Luke Jackson had his contract selected by ATL from GWN. INF Phil Gosselin activated off the GWN disabled list. C Yuta Okazaki transferred to GWN from DAN.   |
| 6/6 (113)  | RHP Mike Soroka, on ATL's 10-day DL, had his rehab assignment transferred to GWN from ROM. 3B Austin Riley placed on the GWN disabled list. RHP Miguel Socolovich, outrighted to GWN by ATL on 6/3, joins active GWN roster.   |

| DATE (#)   | MOVES  |
|------------|--|
| 6/7 (115)  | C Yuta Okazaki placed on the GWN disabled list. C Sal Giardina transferred to GWN from MIS.  |
| 6/9 (117)  | RHP Jacob Webb transferred to GWN from MIS. LHP Phil Pfeifer transferred to MIS from GWN.  |
| 6/11 (119) | RHP Elian Leyva transferred to GWN from MIS. RHP David Peterson transferred to MIS from GWN.   |
| 6/13 (122) | RHP David Peterson transferred to GWN from MIS. RHP Elian Leyva transferred to MIS from GWN. RHP Mike Soroka completed his rehab assignment with GWN, activated by ATL.  |
| 6/15 (123) | RHP Josh Ravin placed on the GWN disabled list.  |
| 6/16 (124) | LHP Luiz Gohara optioned to GWN by ATL.  |
| 6/22 (128) | OF Ronald Acuña Jr., on ATL's 10-day DL, assigned to rehab with GWN. RHP Andres Santiago transferred to GWN from MIS. OF Danny Santana had his contract selected by ATL from GWN. RHP David Peterson released by ATL.  |
| 6/23 (131) | RHP Lucas Sims recalled by ATL from GWN. OF Preston Tucker optioned to GWN by ATL. RHP Connor Johnstone transferred to GWN from FLA.   |
| 6/24 (136) | RHP Evan Phillips had his contract selected by ATL from GWN. INF Phil Gosselin designated for assignment by ATL. RHP Connor Johnstone transferred to FLA from GWN. LHP Jon Kennedy and INF Alejandro Salazar transferred to GWN from FLA.                                      |
| 6/25 (138) | RHP Evan Phillips optioned to GWN by ATL. LHP Jon Kennedy transferred to FLA from GWN.   |
| 6/26 (142) | RHP Matt Wisler recalled by ATL from GWN. RHP Lucas Sims optioned to GWN by ATL. RHP Miguel Socolovich placed on GWN disabled list. RHP Elian Leyva transferred to GWN from MIS.   |
| 6/27 (145) | RHP Wes Parsons had his contract selected by ATL from GWN. RHP Matt Wisler optioned to GWN by ATL. LHP Michael Mader transferred to GWN from MIS.  |
| 6/28 (150) | OF Ronald Acuña Jr. completed his rehab assignment with GWN, activated by ATL. RHP Wes Parsons optioned to GWN by ATL. RHP Matt Wisler recalled by ATL from GWN. INF Phil Gosselin outrighted to GWN by ATL. INF Alejandro Salazar transferred to FLA from GWN.                |
| 6/30 (151) | LHP Max Fried recalled by ATL from GWN.  |
| 7/2 (154)  | RHP Evan Phillips recalled by ATL from GWN. OF Michael Reed had his contract selected by ATL from GWN. RHP Matt Wisler optioned to GWN by ATL.   |
| 7/3 (155)  | OF Michael Reed optioned to GWN by ATL.  |
| 7/4 (159)  | LHP Luiz Gohara recalled by ATL from GWN. RHP Evan Phillips optioned to GWN by ATL. RHP Touki Toussaint transferred to GWN from MIS. RHP Connor Johnstone transferred to GWN from FLA.   |
| 7/5 (160)  | RHP Connor Johnstone transferred to FLA from GWN.  |
| 7/6 (161)  | RHP Evan Phillips recalled by ATL from GWN.  |
| 7/8 (162)  | INF Tyler Smith released by ATL.   |
| 7/11 (163) | INF Luis Marte transferred to GWN from MIS.  |
| 7/12 (166) | 3B Austin Riley activated off the GWN disabled list. C Sal Giardina transferred to MIS from GWN. LHP Luiz Gohara optioned to GWN by ATL.   |
| 7/13 (168) | OF Preston Tucker recalled by ATL from GWN. C Jonathan Morales activated off the GWN disabled list.  |
| 7/15 (170) | C Rob Brantly released by ATL. C Alex Jackson transferred to GWN from MIS.   |
| 7/16 (174) | OF Lane Adams and RHP Fernando Salas signed by ATL as MiLB free agents and assigned to GWN. OF Xavier Avery placed on the GWN disabled list. LHP Michael Mader transferred to MIS from GWN.  |
| 7/18 (175) | LHP Max Fried, on ATL's 10-day disabled list, assigned to rehab with GWN.  |
| 7/19 (178) | OF Michael Reed recalled by ATL from GWN. RHP Elian Leyva transferred to MIS from GWN. RHP Miguel Socolovich activated off the GWN disabled list.  |
| 7/21 (180) | RHP Chad Sobotka transferred to GWN from MIS. LHP Rex Brothers transferred to MIS from GWN.  |
| 7/23 (182) | OF/INF Danny Santana outrighted to GWN by ATL. LHP Max Fried had his rehab assignment transferred to MIS from GWN.   |
| 7/27 (183) | RHP Evan Phillips optioned to GWN by ATL.  |
| 7/28 (185) | RHP Andres Santiago placed on the GWN disabled list, retroactive to 7/26. OF Preston Tucker optioned to GWN by ATL.  |
| 7/30 (187) | RHP Kyle Wright transferred to GWN from MIS. OF Dustin Peterson placed on GWN disabled list, retroactive to 7/28.  |
| 7/31 (193) | LHP Kolby Allard had his contract selected by ATL from GWN. RHP Lucas Sims, RHP Matt Wisler, OF Preston Tucker traded to CIN by ATL. RHP Evan Phillips traded to BAL by ATL. OF Michael Reed optioned to GWN by ATL.   |
| 8/1 (197)  | RHP Wes Parsons recalled by ATL from GWN. LHP Kolby Allard optioned to GWN from ATL. LHP Phil Pfeifer and RHP Bryse Wilson transferred to GWN from MIS.  |
| 8/2 (198)  | RHP Wes Parsons optioned to GWN by ATL.  |
| 8/4 (200)  | OF Dustin Peterson activated off the GWN disabled list. C Jonathan Morales transferred to MIS from GWN.  |
| 8/5 (202)  | RHP Jason Hursh transferred to MIS from GWN. LHP Adam McCreery transferred to GWN from MIS.  |
| 8/7 (207)  | LHP Kolby Allard recalled by ATL from GWN as 26th man for DH. LHP Adam McCreery and RHP Wes Parsons recalled by ATL from GWN. OF Xavier Avery and RHP Andres Santiago activated off the GWN disabled list.   |
| 8/8 (208)  | LHP Kolby Allard returned to GWN by ATL.   |
| 8/10 (213) | LHP Michael Mader transferred to GWN from MIS. RHP Wes Parsons and LHP Adam McCreery optioned to GWN by ATL. LHP Chad Bell recalled by ATL from GWN. RHP Chad Sobotka had his contract selected by ATL from GWN.   |
| 8/11 (218) | LHP Kolby Allard recalled by ATL from GWN. LHP Chad Bell optioned to GWN by ATL. RHP Connor Johnstone transferred to GWN from FLA. LHP Corbin Clouse transferred to GWN from MIS. RHP Fernando Salas opted out of his contract.  |
| 8/12 (219) | LHP Michael Mader transferred to MIS from GWN.   |
| 8/13 (223) | RHP Touki Toussaint had his contract selected by ATL from GWN, optioned to GWN and appointed as 26th man for DH. RHP Andres Santiago placed on the GWN disabled list. RHP Chase Whitley activated off the GWN disabled list. RHP Connor Johnstone transferred to FLA from GWN. |
| 8/14 (225) | RHP Touki Toussaint returned to GWN by ATL. LHP Sam Freeman had his rehab assignment transferred to GWN from ROME.   |
| 8/16 (226) | 1B Carlos Franco placed on the GWN disabled list, retroactive to 8/15.   |
| 8/17 (227) | LHP Max Fried, on ATL's 10-day disabled list, assigned to rehab with GWN.  |
| 8/19 (229) | LHP Sam Freeman completed his rehab assignment with GWN, activated by ATL. LHP Kolby Allard optioned to GWN by ATL.  |
| 8/20 (230) | RHP Bryse Wilson had his contract selected by ATL from GWN.  |
| 8/21 (232) | OF Michael Reed recalled by ATL from GWN. RHP Bryse Wilson optioned to GWN by ATL.   |
| 8/22 (235) | C Chris Stewart had his contract selected by ATL from GWN. OF Michael Reed optioned to GWN by ATL. C Sal Giardina transferred to GWN from MIS.   |
| 8/23 (237) | INF Ryan Flaherty, designated for assignment by ATL on 8/20, assigned to GWN. OF Xavier Avery transferred to MIS from GWN.   |
| 8/25 (241) | RHP Connor Johnstone transferred to GWN from FLA. LHP Corbin Clouse transferred to FLA from GWN. RHP Brandon McCarthy, on the ATL 60-day disabled list, and RHP Peter Moylan, on the ATL 10-day disabled list, assigned to rehab with GWN.                                     |



| DATE (#)   | MOVES  |
|------------|--|
| 8/26 (245) | INF Rio Ruiz recalled by ATL from GWN. OF/INF Danny Santana placed on the GWN disabled list. OF Xavier Avery transferred to GWN from MIS. 1B Carlos Franco activated off the GWN disabled list.  |
| 8/27 (247) | LHP Max Fried completed his rehab assignment with GWN, activated by ATL and optioned to GWN. RHP Josh Ravin activated off the GWN disabled list and transferred to FLA.  |
| 8/28 (252) | RHP Shane Carle, on the ATL 10-day disabled list, assigned to rehab with GWN. C Chris Stewart outrighted to GWN by ATL. C Sal Giardina transferred to MIS from GWN. LHP Corbin Clouse transferred to GWN from FLA. LHP Luiz Gohara placed on the GWN disabled list.  |
| 8/29 (255) | LHP Kolby Allard recalled by ATL from GWN. RHP Chad Sobotka optioned to GWN by ATL. LHP Chad Bell placed on the GWN disabled list, retroactive to 8/27.  |
| 8/30 (257) | INF Rio Ruiz optioned to GWN by ATL. C Chris Stewart traded to ARI by ATL in exchange for cash considerations.   |
| 8/31 (260) | C Sal Giardina transferred to GWN from MIS. RHP Connor Johnstone transferred to FLA from GWN. RHP Peter Moylan returned from his rehab assignment by ATL, transferred to 60-day DL.  |
| 9/1 (269)  | RHP Shane Carle completed his rehab assignment with GWN, activated by ATL. OF Michael Reed, RHP Touki Toussaint and RHP Bryce Wilson recalled by ATL from GWN. OF Lane Adams and RHP Kyle Wright had their contracts selected by ATL from GWN. INF Nick Shumpert transferred to GWN from DAN. RHP Kelvin Vasquez activated off MIS disabled list, transferred to GWN. RHP Jeremy Walker transferred to GWN from FLA. |
| 9/2 (271)  | C Yuta Okazaki activated off the GWN disabled list. INF Ryan Flaherty had his contract selected by ATL from GWN.   |
| 9/3 (274)  | RHP Jose Ramirez, on the ATL 60-day disabled list, assigned to rehab with GWN. RHP Arodys Vizcaino, on the ATL 60-day disabled list, assigned to rehab with GWN. OF Dustin Peterson designated for assignment by ATL.  |
| 9/5 (276)  | RHP Jose Ramirez and RHP Arodys Vizcaino had their rehab assignments transferred to ROME from GWN.   |
| 9/6 (278)  | LHP Max Fried recalled by ATL from GWN. OF Dustin Peterson claimed off waivers by DET from ATL.  |
| 9/8 (279)  | RHP Chad Sobotka recalled by ATL from GWN.   |
| 9/10 (280) | INF Rio Ruiz recalled by ATL from GWN.   |
| 9/14 (281) | LHP Luiz Gohara recalled by ATL from GWN, placed on the 60-day disabled list (left shoulder soreness).   |

## 2018 GAME-BY-GAME RESULTS

| DATE/OPP.         | RESULT       | RECORD | IN L SOUTH     | WINNER / LOSER / SAVE                     | TIME / ATT.   |
|-------------------|--------------|--------|----------------|---|---------------|
| 4/6 @ NOR         | W, 3-1       | 1-0    | 1st (0.5 GA)   | Soroka (1-0) / Y. Ramirez / Biddle (1)    | 2:40 / 11,131 |
| 4/7 @ NOR         | PPD (RAIN)   | 1-0    | 1st (0.5 GA)   | Made up as DH on 6/12 at Norfolk          |               |
| 4/8 @ NOR         | L, 1-3       | 1-1    | T-2nd (0.5 GB) | Faulkner / Socolovich (0-1) / ---         | 2:29 / 3,768  |
| 4/9 @ DUR         | L, 2-4       | 1-2    | T-3rd (1.5 GB) | Hall / Phillips (0-1) / Wood              | 2:56 / 2,679  |
| 4/10 @ DUR        | W, 5-4       | 2-2    | T-2nd (0.5 GB) | Socolovich (1-1) / Schultz / Brothers (1) | 2:56 / 3,920  |
| 4/11 @ DUR        | L, 2-5       | 2-3    | 4th (1.0 GB)   | Banda / Blair (0-1) / Stanek              | 2:44 / 5,703  |
| 4/12 vs. ROC      | L, 6-7 (14)  | 2-4    | 4th (1.0 GB)   | Duffey / Decker (0-1) / ---               | 4:10 / 4,919  |
| 4/13 vs. ROC      | L, 4-6 (11)  | 2-5    | 4th (2.0 GB)   | Melotakis / Socolovich (1-2) / ---        | 3:20 / 4,172  |
| 4/14 vs. ROC      | L, 2-4       | 2-6    | 4th (2.0 GB)   | Slegers / Wisler (0-1) / Magill           | 2:24 / 6,695  |
| 4/15 vs. ROC      | PPD (RAIN)   | 2-6    | 4th (2.0 GB)   | Made up as DH on 4/23 at Rochester        |               |
| 4/16 vs. SWB      | W, 6-1       | 3-6    | 4th (1.0 GB)   | Allard (1-0) / C. Adams / ---             | 2:50 / 645    |
| 4/17 vs. SWB      | W, 8-3       | 4-6    | 3rd (1.0 GB)   | Phillips (1-1) / Rogers / ---             | 2:50 / 1,127  |
| 4/18 vs. SWB      | W, 6-3       | 5-6    | 3rd (1.0 GB)   | Fried (1-0) / Hale / ---                  | 2:57 / 1,272  |
| 4/19              | OFF DAY      | 5-6    | 3rd (1.0 GB)   |   |               |
| 4/20 @ PAW        | L, 4-5 (11)  | 5-7    | 3rd (2.0 GB)   | Brasier / Phillips (1-2) / ---            | 3:26 / 3,290  |
| 4/21 @ PAW        | L, 0-6       | 5-8    | 3rd (2.0 GB)   | Beeks / Allard (1-1) / ---                | 2:24 / 5,040  |
| 4/22 @ PAW        | L, 9-10 (11) | 5-9    | 4th (3.0 GB)   | K. Martin / Hursh (0-1) / ---             | 3:40 / 5,472  |
| 4/23 @ ROC (G1)   | W, 1-0 (7)   | 6-9    | 4th (2.5 GB)   | <b>Soroka (2-0)</b> / Enns / ---          | 1:36 / 4,230  |
| 4/23 vs. ROC (G2) | L, 1-2       | 6-10   | 4th (3.5 GB)   | Curtiss / Sims (0-1) / Crosby             | 2:05 / ---    |
| 4/24 @ ROC        | W, 5-2       | 7-10   | 4th (3.0 GB)   | Santiago (1-0) / Harper / Phillips (1)    | 2:36 / 4,138  |
| 4/25 @ ROC        | L, 3-8       | 7-11   | 4th (3.5 GB)   | Melotakis / Jackson (0-1) / Magill        | 3:04 / 3,569  |
| 4/26              | OFF DAY      | 7-11   | 4th (3.5 GB)   |   |               |
| 4/27 vs. DUR      | L, 4-10      | 7-12   | 4th (3.5 GB)   | Banda / Gohara (0-1) / ---                | 3:07 / 3,732  |
| 4/28 vs. DUR      | L, 0-3       | 7-13   | 4th (4.5 GB)   | Gibaut / Pfeifer (0-1) / ---              | 2:32 / 6,151  |
| 4/29 vs. DUR      | L, 4-5       | 7-14   | 4th (4.5 GB)   | Pruitt / Santiago (1-1) / Castillo        | 2:28 / 3,567  |
| 4/30 @ CHA        | W, 5-0       | 8-14   | 4th (4.0 GB)   | Sims (1-1) / Turner / ---                 | 3:11 / 7,123  |
| 5/1 @ CHA         | W, 8-6       | 9-14   | 4th (3.5 GB)   | Brothers (1-0) / Infante / Ravin (1)      | 2:41 / 7,492  |
| 5/2 @ CHA         | L, 5-6       | 9-15   | 4th (4.0 GB)   | Tomshaw / Gohara (0-2) / J. Gomez         | 2:43 / 10,702 |
| 5/3 @ IND         | L, 2-3       | 9-16   | 4th (5.0 GB)   | Smoker / Ravin (0-1) / ---                | 2:29 / 3,980  |
| 5/4 @ IND         | W, 4-3       | 10-16  | 4th (5.0 GB)   | Jackson (1-1) / Neverauskas / Ravin (2)   | 2:22 / 9,260  |
| 5/5 @ IND         | L, 2-4       | 10-17  | 4th (6.0 GB)   | Smoker / Brothers (1-1) / Hellweg         | 2:51 / 8,800  |
| 5/6 @ IND         | W, 4-1 (5)   | 11-17  | 4th (5.5 GB)   | <b>Wisler (1-1)</b> / Holmes / ---        | 1:23 / 6,878  |
| 5/7 vs. CHA       | L, 4-5       | 11-18  | 4th (6.0 GB)   | Tomshaw / Kennedy (0-1) / Infante         | 2:25 / 1,110  |
| 5/8 vs. CHA       | W, 8-1       | 12-18  | 4th (5.5 GB)   | Allard (2-1) / Roach / ---                | 2:45 / 1,721  |
| 5/9 vs. CHA       | L, 1-4       | 12-19  | 4th (6.0 GB)   | Covey / Santiago (1-2) / J. Gomez         | 2:38 / 6,287  |
| 5/10 vs. CHA      | W, 7-1       | 13-19  | 4th (6.0 GB)   | Sims (2-1) / House / ---                  | 2:34 / 8,117  |
| 5/11 vs. NOR      | L, 3-10      | 13-20  | 4th (7.0 GB)   | Melville / Fried (1-1) / ---              | 2:59 / 2,941  |
| 5/12 vs. NOR      | L, 2-4       | 13-21  | 4th (8.0 GB)   | J. Rodriguez / Wisler (1-2) / Hart        | 2:23 / 8,783  |
| 5/13 vs. NOR      | W, 10-0      | 14-21  | 4th (7.0 GB)   | Allard (3-1) / Witherspoon / ---          | 2:16 / 2,198  |
| 5/14              | OFF DAY      | 14-21  | 4th (7.0 GB)   |   |               |
| 5/15 @ COL        | L, 4-5 (10)  | 14-22  | 4th (8.0 GB)   | Zarate / Ravin (0-2) / ---                | 2:48 / 6,953  |
| 5/16 @ COL        | L, 1-6       | 14-23  | 4th (8.5 GB)   | Plutko / Sims (2-2) / ---                 | 2:52 / 6,887  |
| 5/17 @ COL        | W, 6-0       | 15-23  | 3rd (9.0 GB)   | Jackson (2-1) / Fife / ---                | 2:32 / 10,100 |
| 5/18 @ TOL        | L, 6-11      | 15-24  | 4th (10.0 GB)  | Spomer / Kennedy (0-2) / ---              | 3:21 / 5,531  |
| 5/19 @ TOL        | W, 5-3       | 16-24  | 3rd (10.0 GB)  | Phillips (2-2) / Aumont / ---             | 2:11 / 7,026  |
| 5/20 @ TOL        | L, 1-5       | 16-25  | 3rd (10.0 GB)  | Turley / Fried (1-2) / ---                | 2:17 / 6,312  |

| DATE/OPP.         | RESULT  | RECORD | IN IL SOUTH     | WINNER / LOSER / SAVE                      | TIME / ATT.   |
|-------------------|---|--------|-----------------|--|---------------|
| 5/21 vs. DUR      | L, 2-8  | 16-26  | 4th (11.0 GB)   | Kittredge / Sanchez (0-1) / ---            | 2:33 / 1,040  |
| 5/22 vs. DUR      | PPD (RAIN)  | 16-26  | 4th (11.0 GB)   | Made up as DH on 5/23 in Gwinnett          |               |
| 5/23 vs. DUR (G1) | W, 9-3 (7)  | 17-26  | 3rd (10.0 GB)   | Parsons (1-0) / Eovaldi / ---              | 1:48 / ---    |
| 5/23 vs. DUR (G2) | W, 5-4 (7)  | 18-26  | 3rd (9.0 GB)    | Bell (1-0) / Weber / Phillips (2)          | 2:08 / 1,122  |
| 5/24 vs. DUR      | W, 7-1  | 19-26  | 3rd (8.0 GB)    | Mader (1-0) / Snow / ---                   | 2:24 / 1,284  |
| 5/25 vs. COL      | L, 0-7  | 19-27  | 3rd (9.0 GB)    | Bieber / Hursh (0-1) / ---                 | 2:05 / 1,354  |
| 5/26 vs. COL      | W, 7-3  | 20-27  | 3rd (8.0 GB)    | E. Franco (1-0) / Talbot / Phillips (3)    | 2:46 / 3,436  |
| 5/27 vs. COL      | W, 4-2  | 21-27  | 3rd (7.5 GB)    | Allard (4-1) / Fife / Ravin (3)            | 2:09 / 2,589  |
| 5/28 vs. COL      | PPD (RAIN)  | 21-27  | 3rd (7.5 GB)    | Made up as DH on 6/22 in Gwinnett          |               |
| 5/29 @ IND        | W, 3-2 (10)   | 22-27  | 3rd (6.5 GB)    | Hursh (1-2) / Neverauskas / Phillips (4)   | 2:44 / 5,257  |
| 5/30 @ IND        | W, 11-4   | 23-27  | 3rd (5.5 GB)    | Bell (2-0) / Waddell / ---                 | 3:14 / 5,556  |
| 5/31 @ IND        | W, 3-0  | 24-27  | 3rd (4.5 GB)    | Brothers (2-1) / McRae / Hursh (1)         | 2:26 / 5,317  |
| 6/1 @ LOU         | L, 1-3  | 24-28  | 3rd (5.5 GB)    | Tapia / Phillips (2-3) / Quackenbush       | 2:14 / 7,534  |
| 6/2 @ LOU         | L, 1-3  | 24-29  | 3rd (6.5 GB)    | Lopez / Hursh (1-3) / Quackenbush          | 2:37 / 6,733  |
| 6/3 @ LOU         | L, 2-7  | 24-30  | 3rd (6.5 GB)    | Finnegan / Wisler (1-3) / ---              | 2:17 / 6,320  |
| 6/4               | OFF DAY   | 24-30  | 3rd (6.5 GB)    |  |               |
| 6/5 vs. LHV       | L, 3-4  | 24-31  | 4th (6.5 GB)    | Irvin / Hursh (1-4) / Beato                | 2:41 / 1,842  |
| 6/6 vs. LHV       | L, 1-5  | 24-32  | 4th (7.5 GB)    | Anderson / Soroka (2-1) / ---              | 2:44 / 1,334  |
| 6/7 vs. LHV       | L, 1-7  | 24-33  | 4th (8.5 GB)    | De Los Santos / Fried (1-3) / ---          | 2:09 / 3,975  |
| 6/8 vs. SYR       | L, 2-3  | 24-34  | 4th (9.5 GB)    | Fedde / Allard (4-2) / Cordero             | 2:33 / 3,458  |
| 6/9 vs. SYR       | W, 1-0 (5)  | 25-34  | 4th (9.5 GB)    | <b>Wisler (2-3)</b> / Valdez / ---         | 1:04 / 6,772  |
| 6/10 vs. SYR      | W, 7-1  | 26-34  | 4th (9.5 GB)    | Sims (3-2) / Vargas / ---                  | 2:15 / 2,113  |
| 6/11 @ NOR (G1)   | PPD (RAIN)  | 26-34  | 4th (9.5 GB)    | Made up as DH on 6/12 at Norfolk           |               |
| 6/11 @ NOR (G2)   | PPD (RAIN)  | 26-34  | 4th (9.5 GB)    | Made up as DH on 6/25 at Norfolk           |               |
| 6/12 @ NOR (G1)   | L, 0-1 (7)  | 26-35  | 4th (10.0 GB)   | Means / Parsons (1-1) / Marinez            | 1:40 / ---    |
| 6/12 @ NOR (G2)   | W, 2-1 (7)  | 27-35  | 4th (9.0 GB)    | Phillips (3-3) / Scott / Ravin (4)         | 1:59 / 3,569  |
| 6/13 @ NOR        | W, 10-2   | 28-35  | 4th (8.0 GB)    | Fried (2-3) / Wojciechowski / ---          | 2:54 / 4,450  |
| 6/14 @ DUR        | W, 3-2  | 29-35  | 3rd (7.0 GB)    | Allard (5-2) / Chirinos / Phillips (5)     | 2:58 / 10,137 |
| 6/15 @ DUR        | L, 1-2 (10)   | 29-36  | 4th (8.0 GB)    | Gibaut / Phillips (3-4) / ---              | 3:13 / 10,104 |
| 6/16 @ DUR        | W, 8-5  | 30-36  | 3rd (7.0 GB)    | Sims (4-2) / Hu / Phillips (6)             | 3:09 / 10,404 |
| 6/17 @ DUR        | W, 4-2  | 31-36  | 3rd (6.0 GB)    | Parsons (2-1) / Moore / Webb (1)           | 2:51 / 9,048  |
| 6/18              | OFF DAY   | 31-36  | 3rd (6.0 GB)    |  |               |
| 6/19 vs. TOL      | L, 4-7  | 31-37  | 3rd (7.0 GB)    | Lewicki / Fried (2-4) / ---                | 2:55 / 1,995  |
| 6/20 vs. TOL      | L, 3-5  | 31-38  | 4th (7.0 GB)    | Alexander / Gohara (0-3) / Reiningger      | 3:05 / 2,486  |
| 6/21 vs. TOL      | W, 7-6  | 32-38  | 3rd (7.0 GB)    | Phillips (4-4) / Aumont / ---              | 3:08 / 3,773  |
| 6/22 vs. COL (G1) | W, 5-1 (7)  | 33-38  | 3rd (6.5 GB)    | Santiago (2-2) / Zarate / ---              | 2:06 / ---    |
| 6/22 vs. COL (G2) | W, 5-0 (7)  | 34-38  | 3rd (6.5 GB)    | Parsons (3-1) / Wilk / ---                 | 1:47 / 2,767  |
| 6/23 vs. COL      | L, 4-10   | 34-39  | 3rd (6.5 GB)    | Chiang / Brothers (2-2) / Hill             | 3:07 / 4,191  |
| 6/24 vs. COL      | L, 5-7 (10)   | 34-40  | 3rd (7.5 GB)    | Taylor / Webb (0-1) / ---                  | 3:18 / 1,592  |
| 6/25 @ NOR (G1)   | L, 1-4 (7)  | 34-41  | T-3rd (7.5 GB)  | Wojciechowski / Socolovich (1-3) / Marinez | 2:32 / ---    |
| 6/25 @ NOR (G2)   | L, 4-7 (7)  | 34-42  | 4th (8.0 GB)    | Faulkner / Santiago (2-3) / Snelten        | 2:12 / 7,137  |
| 6/26 @ NOR        | L, 2-3  | 34-43  | 4th (9.0 GB)    | Love / Allard (5-3) / Meisinger            | 2:11 / 3,419  |
| 6/27 @ NOR        | L, 5-6 (10)   | 34-44  | 4th (9.5 GB)    | Snelten / Bell (2-1) / ---                 | 3:15 / 5,123  |
| 6/28 @ CHA        | L, 5-6  | 34-45  | 4th (10.5 GB)   | Bummer / Leyva (0-1) / Hamilton            | 3:13 / 9,193  |
| 6/29 @ CHA        | L, 4-5  | 34-46  | 4th (11.5 GB)   | Guerrero / Parsons (3-2) / Infante         | 2:52 / 10,213 |
| 6/30 @ CHA        | W, 5-3  | 35-46  | 4th (11.5 GB)   | Gohara (1-3) / Kopech / Phillips (7)       | 2:42 / 9,389  |
| 7/1 @ CHA         | L, 6-7  | 35-47  | 4th (12.5 GB)   | Hamilton / Brothers (2-3) / ---            | 3:01 / 7,855  |
| 7/2 @ DUR         | L, 3-14   | 35-48  | 4th (13.5 GB)   | Z. Lee / Mader (1-1) / ---                 | 2:47 / 4,783  |
| 7/3 @ DUR         | L, 1-2  | 35-49  | 4th (14.5 GB)   | Poche / Webb (0-2) / ---                   | 2:34 / 9,535  |
| 7/4 vs. NOR       | L, 5-10   | 35-50  | 4th (14.5 GB)   | J. Rodriguez / Wisler (2-4) / ---          | 3:02 / 9,972  |
| 7/5 vs. NOR       | W, 4-3  | 36-50  | 4th (14.5 GB)   | Toussaint (1-0) / Tillman / Webb (2)       | 2:33 / 2,203  |
| 7/6 vs. CHA       | W, 12-0   | 37-50  | 4th (13.5 GB)   | Parsons (4-2) / C. Fulmer / ---            |               |
| 7/7 vs. CHA       | L, 0-5  | 37-51  | 4th (13.5 GB)   | Adams (1-2) / Allard (5-4) / ---           | 2:42 / 4,482  |
| 7/8 vs. CHA       | W, 5-4  | 38-51  | 4th (13.5 GB)   | Webb (1-2) / Vieira / ---                  | 2:31 / 1,635  |
| 7/9-7/11          | TRIPLE-A ALL-STAR BREAK (PCL 12, IL 7 on 7/11 at Huntington Park in Columbus, OH) |        |                 |  |               |
| 7/12 @ NOR        | W, 4-1  | 39-51  | 4th (12.5 GB)   | Wisler (3-4) / Wotherspoon / Webb (3)      | 2:49 / 4,613  |
| 7/13 @ NOR        | L, 4-5 (10)   | 39-52  | 4th (13.5 GB)   | Gamboa / Brothers (2-4) / ---              | 2:49 / 6,054  |
| 7/14 @ NOR        | W, 4-3  | 40-52  | 4th (12.5 GB)   | Leyva (1-1) / F. Jimenez / Webb (4)        | 2:49 / 8,371  |
| 7/15 @ NOR        | W, 9-2  | 41-52  | 4th (12.5 GB)   | Parsons (5-2) / Snelten / ---              | 3:19 / 4,727  |
| 7/16 vs. IND      | W, 4-3  | 42-52  | T-3rd (12.5 GB) | Allard (6-4) / Eppler / Webb (5)           | 2:18 / 996    |
| 7/17 vs. IND      | W, 7-2  | 43-52  | T-3rd (11.5 GB) | Wisler (4-4) / McRae / ---                 | 2:34 / 1,611  |
| 7/18 vs. IND      | W, 4-2  | 44-52  | T-3rd (10.5 GB) | Webb (2-2) / Liranzo / ---                 | 2:49 / 1,451  |
| 7/19 vs. IND      | L, 3-10   | 44-53  | 4th (11.5 GB)   | Brubaker / Gohara (1-4) / ---              | 3:12 / 2,090  |
| 7/20 vs. PAW      | W, 7-4  | 45-53  | 4th (10.5 GB)   | Socolovich (2-3) / R. Scott / Webb (6)     | 3:05 / 3,949  |
| 7/21 vs. PAW      | W, 5-4  | 46-53  | 4th (10.5 GB)   | Parsons (6-2) / J.A. Smith / ---           | 2:49 / 5,208  |
| 7/22 vs. PAW      | W, 4-3 (10)   | 47-53  | T-3rd (9.5 GB)  | Hursh (2-4) / J.D. Smith / ---             | 3:01 / 2,239  |
| 7/23              | OFF DAY   | 47-53  | T-3rd (9.5 GB)  |  |               |
| 7/24 @ LHV        | L, 5-6  | 47-54  | 4th (10.5 GB)   | Neeris / Bell (2-2) / Beato                | 2:43 / 7,884  |
| 7/25 @ LHV        | W, 5-0  | 48-54  | 3rd (10.5 GB)   | Toussaint (2-0) / Eshelman / ---           | 2:23 / 10,100 |
| 7/26 @ LHV        | L, 6-7 (10)   | 48-55  | 4th (11.5 GB)   | Curtis / Hursh (2-5) / ---                 | 3:18 / 8,702  |
| 7/27 @ SWB        | L, 3-9  | 48-56  | 4th (11.5 GB)   | Espinal / Salas (0-1) / ---                | 3:04 / 6,073  |

| DATE/OPP.         | RESULT     | RECORD | IN IL SOUTH     | WINNER / LOSER / SAVE                       | TIME / ATT.   |
|-------------------|------------|--------|-----------------|---|---------------|
| 7/28 @ SWB        | L, 1-11    | 48-57  | 4th (12.5 GB)   | Sheffield / Sims (4-3) / ---                | 3:06 / 10,000 |
| 7/29 @ SWB        | W, 7-4     | 49-57  | 4th (11.5 GB)   | Gohara (2-4) / Cortes / ---                 | 2:22 / 6,920  |
| 7/30 vs. DUR      | W, 7-6     | 50-57  | 4th (10.5 GB)   | Salas (1-1) / Hu / Phillips (8)             | 2:57 / 1,227  |
| 7/31 vs. DUR      | CNCLD      | 50-57  | T-3rd (10.5 GB) |   |               |
| 8/1 vs. DUR (DH)  | PPD (RAIN) | 50-57  | T-3rd (10.5 GB) | Made up as DH on 8/21 at Durham             |               |
| 8/2 vs. DUR (DH)  | PPD (RAIN) | 50-57  | T-3rd (10.5 GB) | Made up as DH on 8/22 at Durham             |               |
| 8/3 vs. NOR       | W, 5-4     | 51-57  | 3rd (10.5 GB)   | Wright (1-0) / Rogers / Parsons (1)         | 2:32 / 2,833  |
| 8/4 vs. NOR       | W, 10-6    | 52-57  | 3rd (10.5 GB)   | Wilson (1-0) / Means / Sobotka (1)          | 2:46 / 5,253  |
| 8/5 vs. NOR       | L, 4-7     | 52-58  | 3rd (10.5 GB)   | Gilmartin / Bell (2-3) / Melville           | 2:37 / 1,778  |
| 8/6               | OFF DAY    | 52-58  | 3rd (10.5 GB)   |   |               |
| 8/7 @ BUF         | W, 2-0     | 53-58  | 3rd (9.0 GB)    | Socolovich (3-3) / Reid-Foley / Sobotka (2) | 2:51 / 7,780  |
| 8/8 @ BUF         | L, 1-6     | 53-59  | 3rd (10.0 GB)   | Waguespack / Wright (1-1) / ---             | 2:35 / 5,617  |
| 8/9 @ BUF         | W, 9-5     | 54-59  | 3rd (9.0 GB)    | Wilson (2-0) / Guerrieri / Webb (7)         | 2:51 / 7,937  |
| 8/10 @ SYR        | W, 4-0     | 55-59  | 3rd (9.0 GB)    | Socolovich (4-3) / T. Collins / ---         | 2:34 / 6,055  |
| 8/11 @ SYR        | L, 2-3     | 55-60  | 3rd (10.0 GB)   | Adams / Pfeifer (0-2) / Gott                | 2:19 / 5,638  |
| 8/12 @ SYR        | L, 1-8     | 55-61  | 3rd (10.0 GB)   | J. Rodriguez / Santiago (2-4) / ---         | 2:34 / 4,069  |
| 8/13 vs. LOU      | W, 6-0     | 56-61  | 3rd (9.0 GB)    | Wright (2-1) / J. Reyes / ---               | 2:19 / 806    |
| 8/14 vs. LOU      | W, 5-4     | 57-61  | 3rd (9.0 GB)    | S. Freeman (1-0) / Brice / Webb (8)         | 2:28 / 974    |
| 8/15 vs. LOU      | W, 4-3     | 58-61  | 3rd (9.0 GB)    | Wilson (3-0) / Sims / ---                   | 2:16 / 941    |
| 8/16 vs. BUF      | W, 4-2     | 59-61  | 3rd (8.0 GB)    | Pfeifer (1-2) / Cumpston / Webb (9)         | 2:22 / 1,505  |
| 8/17 vs. BUF      | L, 0-8     | 59-62  | 3rd (8.0 GB)    | M. Smith / Fried (2-5) / ---                | 3:05 / 3,285  |
| 8/18 vs. BUF      | W, 5-1     | 60-62  | 3rd (8.0 GB)    | Toussaint (3-0) / Morimando / ---           | 2:33 / 5,290  |
| 8/19 vs. BUF      | L, 2-4     | 60-63  | 3rd (9.0 GB)    | D. Barnes / Socolovich (4-4) / J. Fernandez | 2:44 / 1,667  |
| 8/20              | OFF DAY    | 60-63  | 3rd (9.0 GB)    |   |               |
| 8/21 @ DUR (G1)   | L, 2-4 (7) | 60-64  | 3rd (10.0 GB)   | Hu / Parsons (6-3) / Gibaut                 | 1:45 / 7,390  |
| 8/21 vs. DUR (G2) | W, 5-4 (7) | 61-64  | 3rd (9.0 GB)    | Clouse (1-0) / Alaniz / Webb (10)           | 1:58 / ---    |
| 8/22 @ DUR (G1)   | L, 0-5 (7) | 61-65  | 3rd (10.0 GB)   | Mujica / Whitley (0-1) / ---                | 1:43 / 8,771  |
| 8/22 vs. DUR (G2) | W, 8-2 (7) | 62-65  | 3rd (9.0 GB)    | Gohara (3-4) / Z. Lee / ---                 | 1:48 / ---    |
| 8/23 @ DUR        | W, 5-0     | 63-65  | 3rd (8.0 GB)    | Toussaint (4-0) / Weber / ---               | 2:27 / 11,516 |
| 8/24              | OFF DAY    | 63-65  | 3rd (8.5 GB)    |   |               |
| 8/25 @ CHA (G1)   | W, 11-5    | 64-65  | 3rd (8.0 GB)    | Socolovich (5-4) / Brennan / ---            | 2:54 / 9,685  |
| 8/25 @ CHA (G2)   | W, 7-4     | 65-65  | 3rd (7.0 GB)    | Johnstone (1-0) / R. Pinto / ---            | 2:34 / 10,621 |
| 8/26 @ CHA        | L, 4-10    | 65-66  | 3rd (8.0 GB)    | J. Guerrero / Fried (2-6) / ---             | 3:18 / 9,164  |
| 8/27 @ CHA        | L, 1-3     | 65-67  | 3rd (8.5 GB)    | Brennan / Parsons (6-4) / Hamilton          | 2:24 / 8,369  |
| 8/28 vs. NOR      | W, 5-2     | 66-67  | 3rd (8.5 GB)    | Toussaint (5-0) / Ysla / ---                | 2:29 / 1,947  |
| 8/29 vs. NOR      | W, 10-2    | 67-67  | 3rd (8.5 GB)    | Pfeifer (2-2) / Hart / ---                  | 2:45 / 1,301  |
| 8/30 vs. NOR      | W, 8-3     | 68-67  | T-2nd (7.5 GB)  | Johnstone (2-0) / Yacabonis / ---           | 2:34 / 2,468  |
| 8/31 vs. CHA      | L, 3-4     | 68-68  | 2nd (9.0 GB)    | J. Guerrero / McCarthy (0-1) / Infante      | 2:46 / 3,298  |
| 9/1 vs. CHA       | W, 2-1     | 69-68  | 2nd (9.0 GB)    | Parsons (7-4) / Turner / Webb (11)          | 2:26 / 5,526  |
| 9/2 vs. CHA       | W, 2-0     | 70-68  | 2nd (8.0 GB)    | Walker (1-0) / Adams / Sobotka (3)          | 1:58 / 3,352  |
| 9/3 vs. CHA       | L, 1-6     | 70-69  | 2nd (9.0 GB)    | Stephens / Pfeifer (2-3) / ---              | 2:24 / 3,429  |

## STANDINGS BREAKDOWN

|                            |    |                                 |                         |
|----------------------------|----|---------------------------------|-------------------------|
| Days Alone in First .....  | 2  | Longest Stretch in First.....   | 2 Days (4/6-4/7)        |
| Days Tied for First .....  | 0  | Longest Stretch in Second ..... | 5 Days (8/30-9/3)       |
| Days Alone in Second ..... | 4  | Longest Stretch in Third .....  | 30 Days (7/31-8/29)     |
| Days Tied for Second ..... | 3  | Longest Stretch in Fourth ..... | 25 Days (4/22-5/16)     |
| Days Alone in Third .....  | 58 | Largest Lead for First .....    | 0.5 Games (4/6-4/7)     |
| Days Tied for Third .....  | 9  | Furthest Back from First .....  | 14.5 Games (7/3-7/5)    |
| Days Alone in Fourth ..... | 75 | Most Games Over .500 .....      | 2 Games (70-68 on 9/3)  |
|                            |    | Most Games Under .500 .....     | 15 Games (35-50 on 7/4) |

## 2018 AWARD WINNERS

| PLAYER          | AWARD                                       | STATS  |
|-----------------|---|--|
| Dustin Peterson | IL Batter of the Week (4/23-4/29)           | .391 (9-23), 4 2B, 2 HR, 3 R, 8 RBI, .462 OBP, .826 SLG    |
| Mike Soroka     | Gwinnett April Pitcher of the Month         | 2-0, 1.99 ERA (5 ER in 22.2 IP), .207 BAA, .097 WHIP       |
| Carlos Franco   | Gwinnett April Player of the Month          | .250 (22-88), 5 2B, 4 HR, 11 R, 18 RBI, .309 OBP, .443 SLG |
| Danny Santana   | IL Batter of the Week (5/21-5/27)           | .333 (8-24), 2 2B, 4 HR, 7 R, 7 RBI, .333 OBP, .917 SLG    |
| Kolby Allard    | Gwinnett May Pitcher of the Month           | 3-0, 1.80 ERA (7 ER in 35.0 IP), .240 BAA, 1.09 WHIP       |
| Austin Riley    | Gwinnett May Player of the Month            | .293 (27-92), 3 2B, 4 HR, 10 R, 18 RBI, .347 OBP, .457 SLG |
| Kolby Allard    | 2018 Triple-A All-Star (4/6-6/27)           | 5-3, 2.60 ERA (25 ER in 86.2 IP), .240 BAA, 1.14 WHIP      |
| Carlos Franco   | 2018 Triple-A All-Star (4/6-6/27)           | .257 (73-284), 16 2B, 1 3B, 11 HR, 38 R, 50 RBI, .437 SLG  |
| Evan Phillips   | 2018 Triple-A All-Star (4/6-6/27)           | 4-4, 2.23 ERA (9 ER in 36.1 IP), 6 SV, .205 BAA, 1.10 WHIP |
| Evan Phillips   | Gwinnett June Pitcher of the Month          | 2-2, 3.65 ERA (5 ER in 12.1 IP), 3 SV, .234 BAA, 1.22 WHIP |
| Michael Reed    | Gwinnett June Player of the Month           | .358 (34-95), 6 2B, 5 HR, 12 R, 14 RBI, .455 OBP, .579 SLG |
| Lucas Sims      | IL Pitcher of the Week (7/2-7/8)            | 0-0, 0.00 ERA (0 ER in 14.0 IP), .093 BAA, 0.29 WHIP       |
| Touki Toussaint | 2018 MLB All-Star Futures Game (4/5-7/14)   | 5-6, 2.82 ERA (29 ER in 92.2 IP), .207 BAA, 1.19 WHIP      |
| Wes Parsons     | Gwinnett July Pitcher of the Month          | 3-0, 1.88 ERA (5 ER in 24.0 IP), .247 BAA, 1.13 WHIP       |
| Luis Marte      | Gwinnett July Player of the Month           | .389 (28-72), 4 2B, 1 3B, 2 HR, 11 R, 14 RBI, .961 OPS     |
| Bryse Wilson    | IL Pitcher of the Week (8/13-8/19)          | 1-0, 0.00 ERA (0 ER in 8.0 IP), .042 BAA, 0.13 WHIP        |
| Touki Toussaint | IL Pitcher of the Week (8/20-8/26)          | 1-0, 0.00 ERA (0 ER in 7.0 IP), .125 BAA, 0.57 WHIP        |
| Touki Toussaint | Gwinnett August Pitcher of the Month        | 3-0, 1.08 ERA (3 ER in 25.0 IP), .205 BAA, 1.00 WHIP       |
| Rio Ruiz        | Gwinnett August Player of the Month         | .324 (23-71), 4 2B, 2 HR, 14 R, 12 RBI, .402 OBP, .465 SLG |
| Austin Riley    | 2018 Gwinnett Player of the Year (Atlanta)  | .282 (82-291), 17 2B, 12 HR, 41 R, 47 RBI, .810 OPS        |
| Kolby Allard    | 2018 Gwinnett Pitcher of the Year (Atlanta) | 6-4, 2.72 ERA (34 ER in 112.1 IP), .249 BAA, 1.21 WHIP     |
| Austin Riley    | 2018 Braves' MiLB Player of the Year        | .294 (120-408), 30 2B, 3 3B, 19 HR, 70 RBI, .882 OPS       |
| Touki Toussaint | 2018 Braves' MiLB Pitcher of the Year       | 9-6, 2.38 ERA (36 ER in 136.1 IP), .202 BAA, 1.13 WHIP     |

**2018 MiLB.com Braves Organization All-Stars:** Carlos Franco (1B), Austin Riley (3B), Dustin Peterson (OF), Alejandro Salazar (UTIL), Touki Toussaint (RH Starter), Kolby Allard (LH Starter), Corbin Clouse (Reliever)



Photo: Will Fagan / Gwinnett Stripers



## TEAM HISTORY

Austin Riley matched Gwinnett's single-game records for home runs (3) and RBIs (8) on May 13, 2018 at Coolray Field, going 4-for-5 to lead a 10-0 victory over the Norfolk Tides.

(Photo: Karl L. Moore)



# ATLANTA CRACKERS

Following a sporadic existence from 1884-1902, the Atlanta Crackers played in the Double-A Southern Association from 1903-1961, winning a league record 18 championships in that span. The Crackers joined the International League in 1962 and won the Governors' Cup in their inaugural Triple-A season. After playing in Ponce de Leon Park from 1906-1923, Spiller Field (later renamed Ponce de Leon Park) from 1924-1964 and Atlanta-Fulton County Stadium in 1965, the Crackers moved to Richmond, VA in 1966 to make way for the Milwaukee Braves to relocate to Atlanta.

| YEAR | LEAGUE          | MLB AFFILIATE       | MANAGER(S)                                    | W-L   | PLACE | NOTES                |
|------|-----------------|---------------------|---|-------|-------|----------------------|
| 1903 | Southern Assoc. | --                  | Abner Powell                                  | 59-59 | 4th   |                      |
| 1904 | Southern Assoc. | --                  | Abner Powell                                  | 78-57 | 2nd   |                      |
| 1905 | Southern Assoc. | --                  | Otto Jordan                                   | 71-60 | 3rd   |                      |
| 1906 | Southern Assoc. | --                  | William A. Smith                              | 80-56 | 3rd   |                      |
| 1907 | Southern Assoc. | --                  | William A. Smith                              | 78-54 | 1st   | League Champions     |
| 1908 | Southern Assoc. | --                  | William A. Smith                              | 63-72 | 6th   |                      |
| 1909 | Southern Assoc. | --                  | William A. Smith                              | 87-49 | 1st   | League Champions     |
| 1910 | Southern Assoc. | --                  | Otto Jordan                                   | 75-63 | 3rd   |                      |
| 1911 | Southern Assoc. | --                  | Otto Jordan                                   | 54-84 | 8th   |                      |
| 1912 | Southern Assoc. | --                  | Charlie Hemphill /<br>Charles Alperman        | 54-83 | 8th   |                      |
| 1913 | Southern Assoc. | --                  | William A. Smith                              | 81-56 | 1st   | League Champions     |
| 1914 | Southern Assoc. | --                  | William A. Smith                              | 78-66 | 4th   |                      |
| 1915 | Southern Assoc. | --                  | William A. Smith                              | 74-79 | 5th   |                      |
| 1916 | Southern Assoc. | --                  | Charlie Frank                                 | 70-67 | 5th   |                      |
| 1917 | Southern Assoc. | --                  | Charlie Frank                                 | 98-56 | 1st   | League Champions     |
| 1918 | Southern Assoc. | --                  | Charlie Frank                                 | 18-49 | 8th   | League susp. June 28 |
| 1919 | Southern Assoc. | --                  | Charlie Frank                                 | 85-83 | 1st   | League Champions     |
| 1920 | Southern Assoc. | --                  | Dick Kauffman                                 | 85-62 | 3rd   |                      |
| 1921 | Southern Assoc. | --                  | Charlie Frank                                 | 73-78 | 5th   |                      |
| 1922 | Southern Assoc. | --                  | Roy Ellam / Bill Rariden /<br>Albert Bernsen  | 55-97 | 8th   |                      |
| 1923 | Southern Assoc. | --                  | Otto Miller                                   | 78-73 | 4th   |                      |
| 1924 | Southern Assoc. | --                  | Bert Niehoff                                  | 99-54 | 2nd   |                      |
| 1925 | Southern Assoc. | --                  | Bert Niehoff                                  | 87-67 | 1st   | League Champions     |
| 1926 | Southern Assoc. | --                  | Bert Niehoff                                  | 78-76 | 5th   |                      |
| 1927 | Southern Assoc. | --                  | Bert Niehoff                                  | 70-81 | 5th   |                      |
| 1928 | Southern Assoc. | --                  | Bert Niehoff                                  | 66-87 | 7th   |                      |
| 1929 | Southern Assoc. | --                  | Wilbur Good                                   | 78-75 | 5th   |                      |
| 1930 | Southern Assoc. | --                  | Johnny Dobbs                                  | 84-69 | 4th   |                      |
| 1931 | Southern Assoc. | --                  | Johnny Dobbs                                  | 78-76 | 6th   |                      |
| 1932 | Southern Assoc. | --                  | David Barron                                  | 62-90 | 7th   |                      |
| 1933 | Southern Assoc. | --                  | Charley Moore /<br>Wilbert Robinson           | 62-86 | 7th   |                      |
| 1934 | Southern Assoc. | --                  | Spencer Abbott / Eddie Moore                  | 77-74 | 4th   |                      |
| 1935 | Southern Assoc. | --                  | Eddie Moore                                   | 91-60 | 1st   | League Champions     |
| 1936 | Southern Assoc. | --                  | Eddie Moore                                   | 94-59 | 1st   | League Champions     |
| 1937 | Southern Assoc. | --                  | Eddie Moore                                   | 84-66 | T-3rd |                      |
| 1938 | Southern Assoc. | --                  | Paul Richards                                 | 91-62 | 1st   | League Champions     |
| 1939 | Southern Assoc. | --                  | Paul Richards                                 | 83-67 | 4th   |                      |
| 1940 | Southern Assoc. | --                  | Paul Richards                                 | 93-58 | 2nd   |                      |
| 1941 | Southern Assoc. | --                  | Paul Richards                                 | 99-55 | 1st   | League Champions     |
| 1942 | Southern Assoc. | --                  | Paul Richards                                 | 76-78 | 5th   |                      |
| 1943 | Southern Assoc. | --                  | Al Leitz / Harry Hughes                       | 60-79 | 7th   |                      |
| 1944 | Southern Assoc. | --                  | Kiki Cuyler                                   | 86-53 | 1st   | League Champions     |
| 1945 | Southern Assoc. | --                  | Kiki Cuyler                                   | 94-46 | 1st   | League Champions     |
| 1946 | Southern Assoc. | --                  | Kiki Cuyler                                   | 96-58 | 1st   | League Champions     |
| 1947 | Southern Assoc. | --                  | Kiki Cuyler                                   | 73-78 | 5th   |                      |
| 1948 | Southern Assoc. | --                  | Kiki Cuyler                                   | 69-85 | 6th   |                      |
| 1949 | Southern Assoc. | --                  | Cliff Dapper                                  | 71-82 | 5th   |                      |
| 1950 | Southern Assoc. | Boston Braves       | Dixie Walker                                  | 92-59 | 1st   | League Champions     |
| 1951 | Southern Assoc. | Boston Braves       | Dixie Walker / Whit Wyatt                     | 76-78 | 6th   |                      |
| 1952 | Southern Assoc. | Boston Braves       | Dixie Walker                                  | 82-72 | 2nd   |                      |
| 1953 | Southern Assoc. | Milwaukee Braves    | Gene Mauch                                    | 84-70 | 3rd   |                      |
| 1954 | Southern Assoc. | Milwaukee Braves    | Whit Wyatt                                    | 94-60 | 1st   | League Champions     |
| 1955 | Southern Assoc. | Milwaukee Braves    | George McQuinn /<br>Marv Rackley / Clyde King | 70-84 | 7th   |                      |
| 1956 | Southern Assoc. | Milwaukee Braves    | Clyde King                                    | 89-65 | 1st   | League Champions     |
| 1957 | Southern Assoc. | Milwaukee Braves    | Buddy Bates                                   | 87-67 | 1st   | League Champions     |
| 1958 | Southern Assoc. | Milwaukee Braves    | Buddy Bates                                   | 84-70 | 3rd   |                      |
| 1959 | Southern Assoc. | Milwaukee Braves    | Buddy Bates / Bob Montag                      | 56-96 | 8th   |                      |
| 1960 | Southern Assoc. | L.A. Dodgers        | Rube Walker                                   | 87-67 | 1st   | League Champions     |
| 1961 | Southern Assoc. | L.A. Dodgers        | Rube Walker                                   | 77-74 | 4th   |                      |
| 1962 | International   | St. Louis Cardinals | Joe Schultz                                   | 83-71 | 3rd   | League Champions     |
| 1963 | International   | St. Louis Cardinals | Harry Walker                                  | 85-68 | 2nd   |                      |
| 1964 | International   | Minnesota Twins     | Jack McKeon / Pete Appleton                   | 55-93 | 8th   |                      |
| 1965 | International   | Milwaukee Braves    | Bill Adair                                    | 83-64 | 2nd   |                      |

# RICHMOND/GWINNETT FRANCHISE IN THE INTERNATIONAL LEAGUE

| YEAR                                      | MANAGER(S)                               | W-L                | PCT         | GA/GB   | PLACE        | PLAYOFFS                |
|---|--|--------------------|-------------|---------|--------------|-------------------------|
| 1966                                      | Bill Adair                               | 75-72              | .510        | 8.0 GB  | 4th          | Lost League Finals      |
| 1967                                      | Luman Harris                             | 81-60              | .574        | 1.0 GA  | 1st          | Lost in 1st Round       |
| 1968                                      | Eddie Haas                               | 59-87              | .404        | 23.5 GB | 8th          |                         |
| 1969                                      | Mickey Vernon                            | 56-83              | .403        | 22.0 GB | 8th          |                         |
| 1970                                      | Mickey Vernon                            | 73-67              | .521        | 11.0 GB | 5th          |                         |
| 1971                                      | Clyde King                               | 69-71              | .493        | 17.0 GB | 6th          |                         |
| 1972                                      | Clyde King                               | 65-78              | .455        | 15.5 GB | 6th          |                         |
| 1973                                      | Bobby Hofman / Clint Courtney            | 53-93              | .363        | 32.5 GB | 8th          |                         |
| 1974                                      | Clint Courtney                           | 75-65              | .536        | 11.0 GB | 3rd          | Lost in 1st Round       |
| 1975                                      | Clint Courtney / Bob Lemon               | 62-75              | .453        | 22.0 GB | 6th          |                         |
| 1976                                      | Jack McKeon                              | 69-71              | .493        | 20.0 GB | 4th          | Lost League Finals      |
| 1977                                      | Tommie Aaron                             | 71-69              | .507        | 9.0 GB  | 4th          | Lost in 1st Round       |
| 1978                                      | Tommie Aaron                             | 71-68              | .511        | 13.5 GB | 4th          | <b>League Champions</b> |
| 1979                                      | Tom Burgess                              | 76-64              | .543        | 9.5 GB  | 3rd          | Lost in 1st Round       |
| 1980                                      | Fred Hatfield                            | 69-71              | .493        | 14.0 GB | 4th          | Lost in 1st Round       |
| 1981                                      | Eddie Haas                               | 83-56              | .597        | 5.0 GB  | 2nd          | Lost League Finals      |
| 1982                                      | Eddie Haas                               | 82-57              | .590        | 3.5 GA  | 1st          | Lost in 1st Round       |
| 1983                                      | Eddie Haas                               | 80-59              | .576        | 2.5 GB  | 2nd          | Lost League Finals      |
| 1984                                      | Eddie Haas / Bobby Dews                  | 66-73              | .475        | 16.0 GB | 6th          |                         |
| 1985                                      | Roy Majtyka                              | 75-65              | .536        | 5.5 GB  | 5th          |                         |
| 1986                                      | Roy Majtyka                              | 80-60              | .571        | 4.0 GA  | 1st          | <b>League Champions</b> |
| 1987                                      | Roy Majtyka                              | 56-83              | .403        | 24.5 GB | 8th          |                         |
| 1988                                      | Jim Beauchamp                            | 66-75              | .468        | 11.0 GB | 2nd in East  |                         |
| 1989                                      | Jim Beauchamp                            | 81-65              | .555        | 4.0 GA  | 1st in West  | <b>League Champions</b> |
| 1990                                      | Jim Beauchamp                            | 71-74              | .490        | 15.5 GB | 3rd in West  |                         |
| 1991                                      | Phil Niekro                              | 65-79              | .451        | 20.0 GB | 4th in West  |                         |
| 1992                                      | Chris Chambliss                          | 73-71              | .507        | 22.0 GB | 2nd in West  | Lost in 1st Round       |
| 1993                                      | Grady Little                             | 80-82              | .563        | 6.5 GB  | 2nd in West  | Lost in 1st Round       |
| 1994                                      | Grady Little                             | 80-61              | .567        | 3.5 GA  | 1st in West  | <b>League Champions</b> |
| 1995                                      | Grady Little                             | 75-66              | .532        | 10.5 GB | 2nd in West  | Lost in 1st Round       |
| 1996                                      | Bill Dancy                               | 62-79              | .440        | 22.5 GB | 4th in West  |                         |
| 1997                                      | Bill Dancy                               | 70-72              | .493        | 9.0 GB  | 4th in West  |                         |
| 1998                                      | Jeff Cox                                 | 64-80              | .444        | 16.0 GB | 4th in South |                         |
| 1999                                      | Randy Ingle                              | 64-78              | .451        | 18.5 GB | 4th in South |                         |
| 2000                                      | Randy Ingle                              | 51-92              | .357        | 30.0 GB | 4th in South |                         |
| 2001                                      | Carlos Tosca                             | 68-76              | .472        | 18.0 GB | 3rd in South |                         |
| 2002                                      | Fredi Gonzalez                           | 75-67              | .528        | 4.0 GB  | 2nd in South |                         |
| 2003                                      | Pat Kelly                                | 64-79              | .448        | 10.5 GB | 4th in South |                         |
| 2004                                      | Pat Kelly                                | 79-62              | .560        | 3.5 GA  | 1st in South | Lost League Finals      |
| 2005                                      | Pat Kelly                                | 56-88              | .389        | 23.0 GB | 4th in South |                         |
| 2006                                      | Brian Snitker                            | 57-86              | .399        | 23.0 GB | 4th in South |                         |
| 2007                                      | Dave Brundage                            | 77-64              | .546        | 2.0 GB  | 2nd in South | <b>League Champions</b> |
| 2008                                      | Dave Brundage                            | 63-78              | .447        | 9.5 GB  | 4th in South |                         |
| <b>RICHMOND BRAVES TOTALS:</b>            |  | <b>2,987-3,101</b> | <b>.491</b> |         |              |                         |
| 2009                                      | Dave Brundage                            | 81-63              | .562        | 2.0 GB  | 2nd in South | Lost in 1st Round       |
| 2010                                      | Dave Brundage                            | 72-71              | .503        | 16.0 GB | 2nd in South |                         |
| 2011                                      | Dave Brundage                            | 78-65              | .545        | 2.5 GB  | 2nd in South |                         |
| 2012                                      | Dave Brundage                            | 62-82              | .431        | 21.0 GB | 4th in South |                         |
| 2013                                      | Randy Ready                              | 60-84              | .417        | 27.0 GB | 4th in South |                         |
| 2014                                      | Brian Snitker                            | 65-77              | .458        | 9.0 GB  | 2nd in South |                         |
| 2015                                      | Brian Snitker                            | 77-67              | .535        | 1.0 GB  | 2nd in South |                         |
| 2016                                      | Brian Snitker / Rick Albert / John Moses | 65-78              | .455        | 0.5 GA  | 1st in South | Lost League Finals      |
| 2017                                      | Damon Berryhill                          | 71-71              | .500        | 15.0 GB | 2nd in South |                         |
| 2018                                      | Damon Berryhill                          | 70-69              | .504        | 9.0 GB  | 2nd in South |                         |
| <b>GWINNETT BRAVES / STRIPERS TOTALS:</b> |  | <b>701-727</b>     | <b>.491</b> |         |              |                         |

## PLAYOFF RESULTS

| YEAR | RESULT   | YEAR | RESULT  |
|------|--|------|---|
| 1966 | Def. Rochester in series, 3-1<br>Lost series to Toronto, 4-1                                       | 1989 | Def. Syracuse in series, 3-1<br><b>Governors' Cup Champions</b><br>Lost Triple-A Classic to Indianapolis                                    |
| 1967 | Lost series to Toledo, 3-2   | 1992 | Lost series to Columbus, 3-0  |
| 1974 | Lost series to Syracuse, 4-1   | 1993 | Lost series to Charlotte, 3-1   |
| 1976 | Def. Rochester in series, 3-1<br>Lost series to Syracuse, 3-1                                      | 1994 | Def. Charlotte in series, 3-1<br>Def. Syracuse in series, 3-0<br><b>Governors' Cup Champions</b>  |
| 1977 | Lost series to Pawtucket, 3-1  | 1995 | Lost series to Norfolk, 3-2   |
| 1978 | Def. Charleston in series, 3-1<br>Def. Pawtucket in series, 4-3<br><b>Governors' Cup Champions</b> | 2004 | Def. Columbus in series, 3-2<br>Lost series to Buffalo, 3-1   |
| 1979 | Lost series to Syracuse, 3-2   | 2007 | Def. Scranton/WB in series, 3-1<br>Def. Durham in series, 3-2<br><b>Governors' Cup Champions</b><br>Lost Triple-A Nat. Champ. to Sacramento |
| 1980 | Lost series to Columbus, 3-2   | 2009 | Lost series to Scranton/WB, 3-1   |
| 1981 | Def. Tidewater in series, 3-2<br>Lost series to Columbus, 2-1                                      | 2016 | Def. Columbus in series, 3-1<br>Lost series to Scranton/WB, 3-1   |
| 1982 | Lost series to Rochester, 3-0  |      |   |
| 1983 | Def. Charleston in series, 3-0<br>Lost series to Tidewater, 3-1                                    |      |   |
| 1986 | Def. Tidewater in series, 3-0<br>Def. Rochester in series, 3-2<br><b>Governors' Cup Champions</b>  |      |   |

HISTORY

**THE FIRST TIME IT HAPPENED...**

| RICHMOND FIRSTS           |   | GWINNETT FIRSTS        |   |
|---------------------------|---|------------------------|---|
| First Game, Loss          | April 22, 1966<br>(Rochester 3, Richmond 2) | First Game, Win        | April 9, 2009<br>(Gwinnett 9, Charlotte 1)              |
| First Win at Parker Field | April 29, 1966<br>(Richmond 4, Toronto 1)   | First Loss             | April 10, 2009<br>(Charlotte 5, Gwinnett 3 — 7 innings) |
| First Starting Pitcher    | Dick Kelley (4/22/66)                       | First Starting Pitcher | Tommy Hanson (4/9/09)                                   |
| First Relief Pitcher      | Jay Ritchie (4/22/66)                       | First Relief Pitcher   | Kris Medlen (4/9/09)                                    |
| First Winning Pitcher     | Larry Maxie (4/29/66)                       | First Winning Pitcher  | Kris Medlen (4/9/09)                                    |
| First Batter              | Amado Samuel (4/22/66)                      | First Strikeout (P)    | Tommy Hanson (1st inning, 4/9/09)                       |
| First Run                 | Billy Southworth (7th inning HR, 4/22/66)   | First Batter           | Gregor Blanco (4/9/09)                                  |
| First Hit                 | Ethan Blackaby (1st inning single, 4/22/66) | First Baserunner       | Brandon Jones (1st inning BB, 4/9/09)                   |
| First Double              | Ethan Blackaby (4/22/66)                    | First Run              | Reid Gorecki (3rd inning, 4/9/09)                       |
| First Triple              | Jim Beauchamp (5/6/66)                      | First Hit              | Barbaro Canizares (1st inning, 4/9/09)                  |
| First HR                  | Billy Southworth (4/22/66)                  | First Stolen Base      | Reid Gorecki (3rd inning, 4/9/09)                       |
| First RBI                 | Billy Southworth (4/22/66)                  | First HR               | Barbaro Canizares (3rd inning, 4/9/09)                  |
|                           |   | First RBI              | Brandon Jones (3rd inning, 4/9/09)                      |

**THE LAST TIME IT HAPPENED...**

| INDIVIDUAL, SINGLE GAME                                |  |
|--|--|
| Hit 2 home runs in one game                            | Danny Santana at Durham, 6/16/18                               |
| Hit 3 home runs in one game                            | Austin Riley vs. Norfolk, 5/13/18                              |
| Opponent hit 2 home runs in one game                   | Matt Skole (Charlotte), 6/28/18                                |
| Opponent hit 3 home runs in one game                   | Eric Stamets (Columbus), 6/16/17                               |
| Opponent hit 4 home runs in one game                   | Bubba Trammell (Toledo), 8/9/97                                |
| Hit a grand slam at home                               | Carlos Franco vs. Norfolk, 8/4/18                              |
| Hit a grand slam on the road                           | Rio Ruiz at Charlotte, 7/11/18                                 |
| Hit a pinch-hit home run at home                       | Xavier Avery vs. Louisville, 8/14/18                           |
| Hit a pinch-hit home run on the road                   | Matt Tuiasosopo at Syracuse, 7/28/17                           |
| Hit a postseason home run                              | Sean Kazmar Jr. at Scranton/Wilkes-Barre, 9/13/16              |
| Hit home runs from both sides of the plate in one game | Mel Rojas Jr. at Charlotte, 7/17/16                            |
| Hit an "inside-the-park" home run                      | Lane Adams vs. Durham, 4/9/17                                  |
| Hit for the cycle                                      | Tony Tarasco at Charlotte, 8/21/93                             |
| Pitcher hit a home run                                 | Tim Gustafson at Indianapolis, 5/24/10                         |
| Hit 3 doubles in one game                              | Matt Tuiasosopo vs. Lehigh Valley, 6/8/16                      |
| Hit 2 triples in one game                              | Rio Ruiz vs. Indianapolis, 7/19/18                             |
| Had 6 hits in one game                                 | Bill McCarthy at Louisville, 5/14/05                           |
| Had 8 RBI in one game                                  | Austin Riley vs. Norfolk, 5/13/18                              |
| Had 10 RBI in one game                                 | Randall Simon at Charlotte, 6/27/98                            |
| Had 4 stolen bases in one game                         | Gregor Blanco at Norfolk, 5/26/07                              |
| Pitched a 9-inning no-hitter at home                   | Mickey Mahler vs. Toledo, 6/1/77                               |
| Pitched a 9-inning no-hitter on the road (solo)        | Todd Redmond at Louisville, 5/28/10                            |
| Pitched a 9-inning no-hitter on the road (combined)    | Rob Wooten/Matt Marksberry/Jose Ramirez at Louisville, 6/30/16 |
| Pitched a perfect game                                 | Pete Smith at Rochester, 5/3/92* (7 innings*)                  |
| Had 12-or-more strikeouts in one game                  | Bryse Wilson (13 SO) vs. Louisville, 8/15/18                   |

| INDIVIDUAL, SEASON                           |   |
|--|---|
| Hit .340 with at least 400 plate appearances | Phil Gosselin (.344), 2014                |
| Hit 35 home runs                             | Hal Breeden (37), 1970                    |
| Hit 25 home runs                             | Ernesto Mejia (28), 2013                  |
| Had 100 RBI                                  | Randall Simon (102), 1997                 |
| Scored 100 runs                              | Ryan Langerhans (103), 2004               |
| Had 150 hits                                 | Ernesto Mejia (152), 2012                 |
| Had 140 hits                                 | Ernesto Mejia (152), 2012                 |
| Had 35 doubles                               | Ernesto Mejia (35), 2013                  |
| Had 10 triples                               | Pete Orr (10), 2004                       |
| Drew 70 bases on balls                       | Ryan Langerhans (70), 2004                |
| Drew 60 bases on balls                       | Rio Ruiz (61), 2016                       |
| Struck out 150 times                         | Carlos Franco (153), 2018                 |
| Stole 30 bases                               | Emilio Bonifacio (37), 2016               |
| Won 15 games                                 | Julio Teheran (15), 2011                  |
| Won 12 games                                 | Andrew Albers (12), 2017                  |
| Lost 12 games                                | Daniel Rodriguez (13), 2014               |
| Had 3 shutouts                               | Brad Woodall (3), 1994                    |
| Had 5 complete games                         | Brad Woodall (5), 1996                    |
| Saved 20 games                               | Jairo Asencio (26), 2011                  |
| Struck out 150 batters                       | Andy Pratt (161), 2003                    |
| Struck out 140 batters                       | Cody Martin (142), 2014                   |
| Allowed 50 bases on balls                    | Aaron Blair (56), 2017                    |
| Allowed 150 hits                             | Cody Martin (151), 2014                   |
| Pitched 180.0 innings                        | Brad Woodall (185.2), 1994                |
| Pitched 160.0 innings                        | Omar Poveda (164.0), 2013                 |
| Had below a 1.50 ERA (at least 50.0 IP)      | Touki Toussaint (1.43 ERA, 50.1 IP), 2018 |
| Had below a 1.00 WHIP (at least 50.0 IP)     | Ryan Weber (0.94 WHIP, 73.1 IP), 2015     |

| TEAM, SINGLE GAME                          |  |
|--|--|
| Scored 20 runs in one game                 | vs. Pawtucket, 5/13/83 (20 runs)             |
| Allowed 20 runs in one game                | at Louisville, 7/13/12 (22 runs)             |
| Scored 10 runs in one inning               | at Durham, 4/17/11 (6th inning)              |
| Allowed 10 runs in one inning              | at Durham, 4/9/13 (1st inning)               |
| Had 25 hits in one game                    | vs. Pawtucket, 5/13/83                       |
| No-hit by an opponent                      | vs. Columbus, 5/25/18 (Shane Bieber, 7.0 IP) |
| Hit 8 doubles in one game                  | at Norfolk, 4/8/14                           |
| Hit 3 triples in one game                  | vs. Rochester, 8/20/16                       |
| Hit 4 home runs in one game                | at Norfolk, 8/30/17-G1                       |
| Hit 5 home runs in one game                | at Pawtucket, 6/11/12                        |
| Hit 6 home runs in one game                | vs. Norfolk, 8/28/11                         |
| Hit 2 grand slams in one game              | at Norfolk, 6/26/99                          |
| Stole 7 bases in one game                  | at Norfolk, 4/23/08                          |
| Stole 5 bases in one inning                | at Columbus, 4/22/83 (1st inning)            |
| Drew 15 bases on balls in one game         | vs. Durham, 5/6/87                           |
| Allowed 15 bases on balls in one game      | vs. Durham, 6/3/05                           |
| Struck out 18 times in one game            | at Pawtucket, 4/20/18 (18 SO in 11 innings)  |
| Struck out 20 opposing batters in one game | at Toledo, 6/10/11 (21 SO in 14 innings)     |
| Turned a triple play                       | vs. Buffalo, 8/7/15 (8th inning)             |
| Grounded into a triple play                | at Pawtucket, 4/22/18 (2nd inning)           |

HISTORY

## SINGLE-GAME, INDIVIDUAL RICH/GWN RECORDS (1966-2018)

| TEAM OFFENSE                       | TOTAL      | DATE  |
|------------------------------------|------------|---|
| Most Runs, Game                    | 20         | May 13, 1983 vs. Pawtucket  |
| Most Runs, Inning                  | 11         | May 21, 1997 at Charlotte (5th inning)  |
| Most Hits, Game                    | 25         | May 13, 1983 vs. Pawtucket  |
| Most Home Runs, Game               | 6          | July 11, 1983 at Rochester<br>June 27, 1998 at Charlotte<br>June 25, 2004 at Pawtucket<br>August 28, 2011 vs. Norfolk   |
| Most Stolen Bases, Game            | 8          | April 23, 2008 at Norfolk   |
| Most Stolen Bases, Inning          | 5          | April 22, 1983 at Columbus (1st inning)   |
| Most Bases on Balls, Game          | 15         | June 3, 1987 at Maine   |
| Most Strikeouts, Game              | 19         | June 6, 2003 at Louisville  |
| TEAM DEFENSE                       | TOTAL      | DATE  |
| Most Errors, Game                  | 7          | May 1, 1998 at Durham   |
| Most Double Plays, Game            | 8          | August 7, 1989 vs. Toledo (G1, 21 innings)  |
| INDIVIDUAL BATTING                 | TOTAL      | PLAYER/ DATE  |
| Most Hits, Game                    | 6          | Jeff Geach vs. Memphis, August 26, 1976<br>Bill McCarthy at Louisville, May 14, 2005  |
| Most Home Runs, Game               | 3          | Miguel Sosa at Pawtucket, May 9, 1985<br>Randall Simon at Charlotte, June 27, 1998<br>Scott Thorman at Charlotte, July 30, 2005<br>Derrick Mitchell at Lehigh Valley, May 9, 2014<br>Austin Riley vs. Norfolk, May 13, 2018                                     |
| Most RBI, Game                     | 10         | Randall Simon at Charlotte, June 27, 1998   |
| Longest Hit Streak, Games          | 27         | Josh Anderson, July 25-August 22, 2008  |
| Longest Home Run Streak, Games     | 7          | Brook Jacoby, August 2-8, 1983  |
| Hit for Cycle, Season              | 1          | Reggie Sanders at Syracuse, June 9, 1976<br>Albert Hall at Syracuse, May 3, 1982<br>Gerald Perry vs. Tidewater, May 12, 1982<br>Tommy Dunbar vs. Syracuse, August 1, 1988<br>Ron Gant at Rochester, July 29, 1989<br>Tony Tarasco at Charlotte, August 21, 1993 |
| INDIVIDUAL PITCHING                | TOTAL      | PLAYER/DATE   |
| Most Strikeouts, Game              | 18         | Ed Rakow vs. Toronto, June 14, 1967   |
| Most Consecutive Victories, Season | 10         | Tony Brizzolara, 1981   |
| Most Consecutive Losses, Season    | 9          | Conrad Noessel, 1968<br>John Ennis, 2003  |
| No-Hitters (9 innings), Season     | 1          | Mickey Mahler vs. Toledo, June 1, 1977<br>Charlie Puleo, Steve Ziem at Oklahoma City, June 27, 1989<br>Todd Redmond at Louisville, May 28, 2010<br>Wooten, Marksberry, J. Ramirez at Louisville, June 30, 2016  |
| Perfect Games, Season              | 1          | Pete Smith at Rochester, May 3, 1992 (G2, 7 innings)  |
| MISCELLANEOUS                      | TOTAL      | OPPONENT/DATE   |
| Largest Single-Game Home Crowd     | 15,864     | Exhibition vs. Atlanta at Parker Field, April 28, 1983  |
| Largest Regular-Season Home Crowd  | 15,184     | Vs. Columbus at Parker Field, September 2, 1967   |
| Longest Game, Innings              | 22 Innings | 5-4 loss vs. Syracuse, August 24, 1966<br>12-6 win at Syracuse, July 30, 1980   |
| Largest Margin of Victory          | 20 Runs    | 20-0 win vs. Pawtucket, May 13, 1983  |
| Largest Margin of Defeat           | 21 Runs    | 22-1 loss at Louisville, July 13, 2012  |
| Longest Winning Streak             | 11 Games   | June 19-30, 1967<br>June 30-July 10, 1992   |
| Longest Losing Streak              | 15 Games   | June 16-30, 2012  |

# GWINNETT SINGLE-GAME RECORDS (2009-2018)

| TEAM OFFENSE                       | TOTAL        | DATE   |
|------------------------------------|--------------|--|
| Most Runs, Game                    | 19           | April 11, 2009 at Charlotte  |
| Most Hits, Game                    | 23           | August 19, 2012 at Durham  |
| Most Runs, Inning                  | 10           | 6th inning, April 17, 2011 at Durham   |
| Fewest Hits, Game                  | 0            | April 28, 2010 vs. Norfolk<br>May 25, 2018 vs. Columbus (8 innings)  |
| Most Doubles, Game                 | 8            | May 2, 2010 vs. Pawtucket<br>April 8, 2014 at Norfolk  |
| Most Triples, Game                 | 3            | June 1, 2013 at Lehigh Valley<br>July 2, 2015 at Charlotte<br>August 20, 2016 vs. Rochester  |
| Most Home Runs, Game               | 6            | August 28, 2011 vs. Norfolk  |
| Most Home Runs, Inning             | 3            | 4th inning, August 12, 2012 vs. Louisville<br>3rd inning, June 25, 2014 vs. Toledo   |
| Most Extra-Base Hits, Game         | 9            | May 2, 2010 vs. Pawtucket<br>June 1, 2013 at Lehigh Valley<br>April 8, 2014 at Norfolk<br>July 3, 2015-G1 at Charlotte                 |
| Most Stolen Bases, Game            | 5            | April 27, 2010 vs. Norfolk   |
| Most Caught Stealing, Game         | 3            | Numerous Times   |
| Most Bases-On-Balls, Game          | 11           | April 11, 2012 at Norfolk<br>May 30, 2018 at Indianapolis  |
| Most Strikeouts, Game              | 18           | April 5, 2012 at Durham<br>May 19, 2017 vs. Durham<br>April 20, 2018 at Pawtucket  |
| Longest Scoring Drought            | 28.2 Innings | April 23-26, 2016  |
| TEAM PITCHING                      | TOTAL        | DATE   |
| Most Runs Allowed, Game            | 22           | July 13, 2012 at Louisville  |
| Most Runs Allowed, Inning          | 10           | 1st inning, April 9, 2013 at Durham  |
| Most Hits Allowed, Game            | 23           | July 13, 2012 at Louisville  |
| Fewest Hits Allowed, Game          | 0            | May 28, 2010 at Louisville<br>June 30, 2016 at Louisville  |
| Most Home Runs Allowed, Game       | 5            | June 22, 2009 at Louisville<br>June 16, 2017 at Columbus   |
| Most Extra-Base Hits Allowed, Game | 11           | June 9, 2013 vs. Columbus  |
| Most Strikeouts, Game              | 21           | June 10, 2011 at Toledo  |
| Most Walks Allowed, Game           | 11           | July 25, 2012 vs. Durham<br>April 10, 2016 at Norfolk<br>June 4, 2016 at Durham<br>June 21, 2016 vs. Indianapolis                      |
| Most Wild Pitches, Game            | 5            | April 22, 2018 at Pawtucket<br>July 26, 2018 at Lehigh Valley  |
| Most Hit Batsmen, Game             | 4            | April 11, 2013 at Charlotte  |
| Consecutive Scoreless Innings:     | 28.0 Innings | June 9-13, 2017  |
| TEAM DEFENSE                       | TOTAL        | DATE   |
| Most Errors, Game                  | 5            | June 6, 2009 vs. Columbus<br>August 17, 2010 vs. Norfolk   |
| Most Double Plays, Game            | 6            | April 22, 2013 vs. Charlotte   |
| Most Triple Plays, Game            | 1            | August 25, 2010 vs. Charlotte<br>August 7, 2015 vs. Buffalo  |
| Most Stolen Bases Allowed, Game    | 5            | August 12, 2011 vs. Pawtucket  |
| Most Caught Stealing, Game         | 3            | June 10, 2013 vs. Columbus   |
| TEAM MISCELLANEOUS                 | TOTAL        | DATE   |
| Longest Winning Streak             | 7 Games      | July 18-24, 2009, June 27-July 3, 2010,<br>April 19-25, 2011, June 4-10, 2011, May 23-29, 2013,<br>April 14-21, 2014, July 20-27, 2016 |
| Longest Losing Streak              | 15 Games     | June 16-30, 2012   |
| Largest Margin of Victory          | 16 Runs      | April 11, 2009 at Charlotte (19-3)   |
| Largest Margin of Defeat           | 21 Runs      | July 13, 2012 at Louisville (22-1)   |
| Largest Comeback Win               | 8 Runs       | April 11, 2012 at Norfolk (14-12)<br>May 28, 2012 vs. Lehigh Valley (9-8)  |
| Longest Game, Time                 | 5:04         | August 29, 2009 at Durham (14 innings)   |
| Longest Game, Time (9 Innings)     | 4:15         | July 24, 2012 vs. Durham   |
| Longest Game, Innings              | 15 Innings   | May 17, 2010 vs. Lehigh Valley<br>May 12, 2011 at Pawtucket<br>April 28, 2016 at Toledo  |
| Shortest Game, Time (9 Innings)    | 1:55         | July 27, 2011 at Durham  |
| Largest Home Crowd (Exhibition)    | 10,568       | April 3, 2012, Atlanta Braves All-Stars vs. Future Stars   |
| Largest Home Crowd (Reg. Season)   | 10,427       | April 17, 2009 vs. Norfolk, July 4, 2009 vs. Norfolk   |
| Largest Road Crowd                 | 17,600       | July 23, 2016 at Buffalo   |



# GWINNETT INDIVIDUAL RECORDS (2009-2018)

| INDIVIDUAL BATTING                  | TOTAL    | PLAYER/DATE  |
|-------------------------------------|----------|--|
| Most Hits, Game                     | 5        | 6x, last: Danny Santana, 7/15/17 at Charlotte        |
| Most Doubles, Game                  | 3        | 7x, last: Matt Tuiasosopo, 6/8/16 vs. Lehigh Valley  |
| Most Triples, Game                  | 2        | 4x, last: Rio Ruiz, 7/19/18 vs. Indianapolis         |
| Most Home Runs, Game                | 3        | 2x, last: Austin Riley, 5/13/18 vs. Norfolk          |
| Most Extra-Base Hits, Game          | 4        | 2x, last: Ernesto Mejia, 6/1/13 at Lehigh Valley     |
| Most Runs, Game                     | 4        | Several Tied, last: Carlos Franco, 6/26/17 at Toledo |
| Most RBI, Game                      | 8        | 2x, last: Austin Riley, 5/13/18 vs. Norfolk          |
| Most Stolen Bases, Game             | 3        | 10x, last: Danny Santana, 8/14/18 vs. Louisville     |
| Most Caught Stealing, Game          | 2        | 4x, last: Jose Peraza, 7/12/15 at Durham             |
| Most Walks, Game                    | 4        | 3x, last: Reid Brignac, 4/15/16 vs. Norfolk          |
| Most Strikeouts, Game               | 5        | Austin Riley, 8/9/18 at Buffalo                      |
| Most Hit-By-Pitch, Game             | 2        | 9x, last: Jose Bautista, 5/2/18 at Charlotte         |
| Longest Hitting Streak              | 22 Games | Jose Constanza, 6/22/12 to 7/19/12                   |
| Longest On-Base Streak              | 48 Games | Wes Timmons, 5/27/09 to 8/16/09                      |
| Longest Home Run Streak             | 5 Games  | Joey Terdoslavich, 8/17/14 to 8/21/14                |
| Longest RBI Streak                  | 8 Games  | Adonis Garcia, 5/11/16 to 5/18/16                    |
| Longest Multi-Hit Streak            | 7 Games  | Tyler Pastornicky, 4/10/13 to 4/16/13                |
| INDIVIDUAL PITCHING                 | TOTAL    | PLAYER/DATE  |
| Most Innings, Game (Starter)        | 9.0      | 9x, last: Williams Perez, 5/6/16 vs. Charlotte       |
| Most Innings, Game (Reliever)       | 7.0      | 3x, last: Casey Kelly, 5/16/16 vs. Durham            |
| Most Strikeouts, Game (Starter)     | 13       | Bryse Wilson, 8/15/18 vs. Louisville                 |
| Most Strikeouts, Game (Reliever)    | 11       | Lucas Sims, 7/17/17 vs. Lehigh Valley                |
| Most Walks, Game (Starter)          | 7        | 3x, last: Tyrell Jenkins, 8/31/16 vs. Norfolk        |
| Most Walks, Game (Reliever)         | 6        | Lucas Sims, 6/5/16 at Durham                         |
| Most Earned Runs, Game (Starter)    | 10       | 2x, last: Chien-Ming Wang, 6/3/15-G1 at Norfolk      |
| Most Earned Runs, Game (Reliever)   | 8        | 3x, last: Lucas Sims, 6/5/16 at Durham               |
| Most Hits Allowed, Game (Starter)   | 13       | Yohan Flande, 5/18/13 vs. Louisville                 |
| Most Hits Allowed, Game (Reliever)  | 12       | Yohan Flande, 7/23/11 at Norfolk                     |
| Least Runs Allowed, 9.0 IP CG       | 0        | 7x, last: Williams Perez, 5/6/16 vs. Charlotte       |
| Least Hits Allowed, 9.0 IP CG       | 0        | Todd Redmond, 5/28/10 at Louisville                  |
| Most HR Allowed, Game (Starter)     | 4        | 2x, last: Lucas Sims, 6/16/17 at Columbus            |
| Most HR Allowed, Game (Reliever)    | 4        | Steven Shell, 8/20/11 at Charlotte                   |
| Most Consecutive Starts with a Win  | 6 Starts | Kanekoa Texeira, 6-0 from 7/20/15 to 8/15/15         |
| Most Consecutive Starts with a Loss | 5 Starts | Daniel Rodriguez, 0-5 from 5/20/14 to 6/15/14        |
| Consecutive Scoreless IP (Starter)  | 24.0 IP  | Julio Teheran, 6/4/11 to 6/20/11                     |
| Consecutive Scoreless IP (Overall)  | 25.1 IP  | Stephen Marek, 6/6/10 to 8/2/10                      |
| Longest Saves Streak                | 21 Saves | Jairo Asencio, 9/6/09 to 8/8/11                      |

HISTORY

| SINGLE-SEASON LEADERS - HITTING |       |  | SINGLE-SEASON LEADERS - PITCHING       |       |   |
|---------------------------------|-------|--|--|-------|---|
|                                 | TOTAL | PLAYER/YEAR                                  |  | TOTAL | PLAYER/YEAR   |
| Runs Scored                     | 88    | Matt Young, 2010                             | Wins                                   | 15    | Julio Teheran, 2011   |
| Hits                            | 154   | Mauro Gomez, 2011                            | Losses                                 | 13    | Daniel Rodriguez, 2014  |
| Doubles                         | 35    | Freddie Freeman, 2010<br>Ernesto Mejia, 2013 | Innings Pitched                        | 169.2 | Todd Redmond, 2011  |
| Triples                         | 8     | Ozzie Albies, 2017                           | Appearances                            | 58    | Jairo Asencio, 2009   |
| Home Runs                       | 28    | Ernesto Mejia, 2013                          | Strikeouts                             | 142   | Todd Redmond, '10, '11<br>Cody Martin, 2014   |
| Total Bases                     | 264   | Mauro Gomez, 2011                            | Complete Games                         | 2     | Todd Redmond, 2011<br>Chris Ellis, 2016<br>Williams Perez, 2016<br>Aaron Blair, 2017<br>Matt Wisler, 2018 |
| RBI                             | 92    | Ernesto Mejia, 2012                          | CG Shutouts                            | 1     | 13 Players Tied   |
| Stolen Bases                    | 46    | Luis Durango, 2012                           | Saves                                  | 27    | Jairo Asencio, 2009   |
| Walks                           | 62    | Wes Timmons, 2009                            | Holds                                  | 10    | Juan Perez, 2009<br>David Carpenter, 2015   |
| Strikeouts                      | 159   | Xavier Avery, 2017                           | Quality Starts                         | 19    | Todd Redmond, 2011  |
| Hit-By-Pitch                    | 15    | Wes Timmons, 2009                            | Lowest ERA*                            | 2.55  | Julio Teheran, 2011   |
| Hits with RISP                  | 47    | Barbaro Canizares, '09, '10                  | Lowest WHIP*                           | 1.14  | Lucas Sims, 2017  |
| Batting Average*                | .344  | Phil Gosselin, 2014                          | Lowest BAA*                            | .224  | Lucas Sims, 2017  |
| On-Base Pct.*                   | .416  | Wes Timmons, 2009                            | <b>SINGLE-SEASON LEADERS - DEFENSE</b> |       |   |
| Slugging Pct*                   | .522  | Mauro Gomez, 2011                            | Errors                                 | 24    | Edward Salcedo, 2014  |
| OPS*                            | .907  | Barbaro Canizares, 2010                      | Outfield Assists                       | 13    | Luis Durango, 2012  |
| *Qualifying                     |       |  | Passed Balls                           | 11    | Matt Pagnozzi, 2013   |

## SINGLE-SEASON HIGHS & LOWS: TEAM (1966-2018)

| OFFENSE                | HIGH              | YEAR               | LOW                    | YEAR               |
|------------------------|-------------------|--------------------|------------------------|--------------------|
| Batting Average        | .284              | 1982               | .231                   | 1973               |
| Games                  | 147               | 1966               | 137                    | 1975               |
| At-Bats                | 4,862             | 1991               | 4,273                  | 1975               |
| Runs                   | 809               | 1983               | 489                    | 1975               |
| Hits                   | 1,335             | 1993               | 1,023                  | 1973               |
| Total Bases            | 2,152             | 1993               | 1,443                  | 1973               |
| Doubles                | 266               | 1997               | 143                    | 1973               |
| Triples                | 55                | 2003               | 17                     | 2002               |
| Home Runs              | 161               | 1993               | 50                     | 2015               |
| Runs Batted In         | 745               | 1983               | 455                    | 1972               |
| Sacrifice Hits         | 83                | 1976               | 16                     | 2017               |
| Sacrifice Flies        | 53                | 1985               | 17                     | 1973               |
| Hit By Pitch           | 72                | 2007               | 17                     | 1967               |
| Walks                  | 653               | 1982               | 311                    | 2001               |
| Intentional Walks      | 59                | 1970               | 8                      | 2013               |
| Strikeouts             | 1,258             | 2017               | 618                    | 1969               |
| Stolen Bases           | 195               | 1986               | 31                     | 1968               |
| Caught Stealing        | 86                | 1980               | 17                     | 1972               |
| Stolen Base Percentage | .780 (85-for-109) | 1966               | .519 (54-for-104)      | 1977               |
| PITCHING               | HIGH              | YEAR               | LOW                    | YEAR               |
| Earned Run Average     | 5.08              | 2000               | 3.01                   | 1967               |
| Complete Games         | 53                | 1967               | 1                      | '05, '08, '09, '14 |
| Shutouts               | 19                | 1967               | 1                      | 1999, 2004         |
| Saves                  | 50                | 1989               | 17                     | 1969               |
| Innings Pitched        | 1,277.2           | 1966               | 1,129.1                | 1975               |
| Hits Allowed           | 1,390             | 2000               | 1,051                  | 1967               |
| Runs Allowed           | 782               | 2000               | 475                    | 1967               |
| Earned Runs Allowed    | 701               | 2000               | 410                    | 1967               |
| Home Runs Allowed      | 143               | 1997               | 60                     | 1989               |
| Hit Batters            | 64                | 2004               | 17                     | 1984               |
| Walks                  | 641               | 1976               | 354                    | 1967               |
| Strikeouts             | 1,223             | 2011               | 662                    | 1980               |
| Wild Pitches           | 98                | 1979, 2018         | 34                     | 1978               |
| Balks                  | 38                | 1988               | 1                      | 1974               |
| DEFENSE                | HIGH              | YEAR               | LOW                    | YEAR               |
| Put Outs               | 3,833             | 1966               | 3,388                  | 1975               |
| Assists                | 1,593             | 1980               | 1,208                  | 2017               |
| Errors                 | 184               | 1968               | 94                     | 2018               |
| Passed Balls           | 25                | 1993               | 4                      | 1978               |
| Double Plays           | 161               | 1991               | 106                    | 1988               |
| Fielding Percentage    | .981              | '04, '07, '16, '18 | .965                   | 1969               |
| TEAM                   | HIGH              | YEAR               | LOW                    | YEAR               |
| Wins                   | 83                | 1981               | 53                     | 1973               |
| Losses                 | 93                | 1973               | 56                     | 1981               |
| Wins over One Club     | 19 vs. PAW        | 1985               | 0 vs. PAW<br>0 vs. COL | 2006<br>2016       |
| Losses to One Club     | 17 vs. PAW        | 1973               | 0 vs. BUF              | 2016               |

# SINGLE-SEASON BATTING LEADERS (1966-2018)

| BATTING AVERAGE (Qualifying) |                   |      |      | TRIPLES        |                   |      |     |
|------------------------------|-------------------|------|------|----------------|-------------------|------|-----|
| 1.                           | Ralph Garr        | 1970 | .386 | 1.             | Albert Hall       | 1982 | 15  |
| 2.                           | Brett Butler      | 1981 | .355 | 2.             | Wilson Betemit    | 2003 | 13  |
| 3.                           | Phil Gosselin     | 2014 | .344 | 3.             | Chipper Jones     | 1993 | 12  |
| 4.                           | Barbaro Canizares | 2010 | .341 | 4.             | Ed Miller         | 1979 | 11  |
| 5.                           | Brad Komminsk     | 1983 | .334 |                | Albert Hall       | 1983 | 11  |
| 6.                           | Tommy Gregg       | 1997 | .332 |                | Greg Tubbs        | 1989 | 11  |
| 7.                           | Tony Tarasco      | 1993 | .330 | 7.             | Brad Tyler        | 1997 | 10  |
| 8.                           | Ralph Garr        | 1969 | .329 |                | Pete Orr          | 2004 | 10  |
| 9.                           | Junior Moore      | 1976 | .329 | 9.             | Four players tied |      | 9   |
| 10.                          | Johnny Estrada    | 2003 | .328 |                |                   |      |     |
| AT BATS                      |                   |      |      | HOME RUNS      |                   |      |     |
| 1.                           | Wes Helms         | 2000 | 539  | 1.             | Hal Breeden       | 1970 | 37  |
| 2.                           | Chipper Jones     | 1993 | 536  | 2.             | Dave Nicholson    | 1968 | 34  |
| 3.                           | Albert Hall       | 1982 | 528  | 3.             | Jerry Keller      | 1982 | 28  |
| 4.                           | Chuck Harrison    | 1968 | 522  |                | Ernesto Mejia     | 2013 | 28  |
| 5.                           | Albert Hall       | 1983 | 521  | 5.             | Mike Hessman      | 2002 | 26  |
|                              | Luis Lopez        | 1994 | 521  | 6.             | Jim Beauchamp     | 1966 | 25  |
| 7.                           | Jose Munoz        | 1995 | 520  |                | Jim Beauchamp     | 1967 | 25  |
| 8.                           | Randall Simon     | 1997 | 519  |                | Chuck Harrison    | 1968 | 25  |
| 9.                           | Mark Lemke        | 1989 | 518  |                | Hank Small        | 1978 | 25  |
| 10.                          | Ed Miller         | 1979 | 517  |                | Brook Jacoby      | 1983 | 25  |
|                              |                   |      |      |                | Stefan Gartrell   | 2011 | 25  |
| RUNS                         |                   |      |      | RUNS BATTED IN |                   |      |     |
| 1.                           | Albert Hall       | 1983 | 120  | 1.             | Hal Breeden       | 1970 | 116 |
| 2.                           | Paul Runge        | 1982 | 106  | 2.             | Brad Komminsk     | 1983 | 103 |
| 3.                           | Bob Beall         | 1974 | 105  | 3.             | Randall Simon     | 1997 | 102 |
| 4.                           | Ryan Langerhans   | 2004 | 103  | 4.             | Hank Small        | 1978 | 101 |
| 5.                           | Dusty Baker       | 1970 | 97   | 5.             | Brook Jacoby      | 1982 | 100 |
|                              | Albert Hall       | 1982 | 97   | 6.             | Jerry Keller      | 1982 | 93  |
|                              | Chipper Jones     | 1993 | 97   |                | Gerald Perry      | 1982 | 93  |
| 8.                           | Brad Komminsk     | 1983 | 94   | 8.             | Ernesto Mejia     | 2012 | 92  |
|                              | Gerald Perry      | 1982 | 94   | 9.             | Stefan Gartrell   | 2011 | 91  |
| 10.                          | Brett Butler      | 1981 | 93   | 10.            | Two players tied  |      | 90  |
| HITS                         |                   |      |      | WALKS          |                   |      |     |
| 1.                           | Chipper Jones     | 1993 | 174  | 1.             | Bob Beall         | 1974 | 136 |
| 2.                           | Randall Simon     | 1997 | 160  | 2.             | Bob Beall         | 1976 | 135 |
| 3.                           | Bill Robinson     | 1966 | 159  | 3.             | Bob Beall         | 1977 | 133 |
|                              | Luis Lopez        | 1994 | 159  | 4.             | Brett Butler      | 1981 | 103 |
| 5.                           | Brett Butler      | 1981 | 156  | 5.             | Ken Smith         | 1984 | 99  |
| 6.                           | Wes Helms         | 2000 | 155  | 6.             | Paul Runge        | 1982 | 95  |
|                              | Josh Anderson     | 2008 | 155  | 7.             | Paul Runge        | 1986 | 92  |
| 8.                           | Brook Jacoby      | 1983 | 154  | 8.             | Gerald Perry      | 1982 | 91  |
|                              | Steve Sisco       | 1999 | 154  | 9.             | Larry Whisenton   | 1981 | 89  |
|                              | Mauro Gomez       | 2011 | 154  | 10.            | Hal Breeden       | 1970 | 85  |
| TOTAL BASES                  |                   |      |      | STRIKEOUTS     |                   |      |     |
| 1.                           | Chipper Jones     | 1993 | 268  | 1.             | Dave Nicholson    | 1968 | 199 |
| 2.                           | Brook Jacoby      | 1983 | 265  | 2.             | Xavier Avery      | 2017 | 159 |
| 3.                           | Mauro Gomez       | 2011 | 264  | 3.             | Carlos Franco     | 2018 | 153 |
| 4.                           | Hal Breeden       | 1970 | 261  | 4.             | Ernesto Mejia     | 2013 | 152 |
| 5.                           | Hank Small        | 1978 | 258  | 5.             | Matt Tuiasosopo   | 2017 | 139 |
|                              | Ernesto Mejia     | 2012 | 258  | 6.             | Brandon Hicks     | 2011 | 137 |
| 7.                           | Bill Robinson     | 1966 | 257  | 7.             | Jose Oliva        | 1993 | 134 |
| 8.                           | Wes Helms         | 2000 | 256  | 8.             | Ernesto Mejia     | 2012 | 132 |
| 9.                           | Luis Lopez        | 1994 | 252  | 9.             | Mauro Gomez       | 2011 | 131 |
| 10.                          | Two players tied  |      | 249  | 10.            | George Lombard    | 2000 | 130 |
| DOUBLES                      |                   |      |      | STOLEN BASES   |                   |      |     |
| 1.                           | Randall Simon     | 1997 | 45   | 1.             | Ed Miller         | 1979 | 76  |
| 2.                           | Tommy Gregg       | 1997 | 36   | 2.             | Albert Hall       | 1986 | 72  |
|                              | Gabe Whatley      | 1998 | 36   | 3.             | Ralph Garr        | 1969 | 63  |
|                              | Steve Sisco       | 1999 | 36   | 4.             | Albert Hall       | 1982 | 62  |
| 5.                           | Freddie Freeman   | 2010 | 35   | 5.             | Ed Miller         | 1980 | 60  |
|                              | Ernesto Mejia     | 2013 | 35   | 6.             | Milt Thompson     | 1984 | 47  |
| 7.                           | Damon Hollins     | 2002 | 34   | 7.             | Albert Hall       | 1983 | 46  |
|                              | Ryan Langerhans   | 2004 | 34   |                | Esix Snead        | 2005 | 46  |
|                              | Mauro Gomez       | 2011 | 34   |                | Luis Durango      | 2012 | 46  |
| 10.                          | Four players tied |      | 33   | 10.            | Two players tied  |      | 44  |

# SINGLE-SEASON PITCHING LEADERS (1966-2018)

## EARNED RUN AVERAGE (Qualifying)

|     |                 |      |      |
|-----|-----------------|------|------|
| 1.  | Pablo Torrealba | 1975 | 1.45 |
| 2.  | Jim A. Britton  | 1967 | 2.20 |
| 3.  | Jason Schmidt   | 1995 | 2.25 |
| 4.  | Wentz Ford      | 1973 | 2.42 |
| 5.  | Brad Woodall    | 1994 | 2.42 |
| 6.  | Paul Marak      | 1990 | 2.49 |
| 7.  | Ron Reed        | 1967 | 2.51 |
| 8.  | Doug Linton     | 2002 | 2.53 |
| 9.  | Jamie Easterly  | 1974 | 2.54 |
| 10. | Julio Teheran   | 2011 | 2.55 |

## WINS

|    |                 |      |    |
|----|-----------------|------|----|
| 1. | Craig McMurtry  | 1982 | 17 |
| 2. | Tommy Boggs     | 1979 | 15 |
|    | Tony Brizzolara | 1982 | 15 |
|    | Brad Woodall    | 1994 | 15 |
|    | Trey Hodges     | 2002 | 15 |
|    | Julio Teheran   | 2011 | 15 |
| 7. | Ron Reed        | 1967 | 14 |
|    | Barry Lersch    | 1974 | 14 |
|    | Charlie Puleo   | 1986 | 14 |
|    | David Nied      | 1992 | 14 |

## LOSSES

|    |                   |      |    |
|----|-------------------|------|----|
| 1. | Tommy Greene      | 1988 | 17 |
| 2. | Tony Brizzolara   | 1980 | 15 |
| 3. | Mike Beard        | 1972 | 14 |
|    | Mickey Mahler     | 1975 | 14 |
|    | Roger Alexander   | 1979 | 14 |
|    | Larry Luebbers    | 1997 | 14 |
| 7. | Nine players tied |      | 13 |

## SAVES

|    |                |      |    |
|----|----------------|------|----|
| 1. | Matt Whiteside | 2004 | 38 |
| 2. | Jairo Asencio  | 2009 | 27 |
| 3. | Bill Taylor    | 1993 | 26 |
|    | Terry Clark    | 1994 | 26 |
|    | Jairo Asencio  | 2011 | 26 |
| 6. | Rod Nichols    | 1995 | 25 |
| 7. | Joe Dawley     | 2003 | 23 |
|    | Craig Kimbrel  | 2010 | 23 |
| 9. | Joe Boever     | 1988 | 22 |
|    | David Cortes   | 1999 | 22 |

## GAMES

|    |                    |      |    |
|----|--------------------|------|----|
| 1. | Raymond Beasley    | 2001 | 65 |
| 2. | Pablo Torrealba    | 1975 | 64 |
|    | Raymond Beasley    | 2002 | 64 |
| 4. | Terry Clark        | 1994 | 61 |
|    | Scott Brow         | 1997 | 61 |
| 6. | Bill Taylor        | 1993 | 59 |
|    | Pedro Borbon       | 1994 | 59 |
| 8. | Jairo Asencio      | 2009 | 58 |
| 9. | Three players tied |      | 57 |

## GAMES STARTED

|    |                    |      |    |
|----|--------------------|------|----|
| 1. | Tommy Boggs        | 1979 | 33 |
| 2. | Tony Brizzolara    | 1982 | 32 |
|    | Craig McMurtry     | 1982 | 32 |
| 4. | Mickey Mahler      | 1977 | 31 |
|    | Dan Morogiello     | 1979 | 31 |
|    | Ken Dayley         | 1981 | 31 |
| 7. | Tony Brizzolara    | 1980 | 30 |
|    | Kenny Carlyle      | 1998 | 30 |
| 9. | Three players tied |      | 29 |

## COMPLETE GAMES

|    |                 |      |    |
|----|-----------------|------|----|
| 1. | Ron Reed        | 1967 | 17 |
| 2. | Tommy Boggs     | 1979 | 16 |
| 3. | Mickey Mahler   | 1977 | 14 |
| 4. | Tony Brizzolara | 1980 | 13 |
| 5. | Tom Kelley      | 1973 | 12 |
| 6. | Dan Morogiello  | 1980 | 11 |
|    | Bob Walk        | 1983 | 11 |
| 8. | Ed Rakow        | 1967 | 10 |
|    | Wentz Ford      | 1973 | 10 |
|    | Joey McLaughlin | 1978 | 10 |

## SHUTOUTS

|    |                  |      |   |
|----|------------------|------|---|
| 1. | Ron Reed         | 1967 | 5 |
| 2. | Joe Cowley       | 1983 | 4 |
| 3. | Julio Navarro    | 1968 | 3 |
|    | Preston Hanna    | 1975 | 3 |
|    | Tommy Boggs      | 1979 | 3 |
|    | Don Collins      | 1979 | 3 |
|    | Larry McWilliams | 1981 | 3 |
|    | Tony Brizzolara  | 1984 | 3 |
|    | Charlie Puleo    | 1986 | 3 |
|    | Tommy Greene     | 1988 | 3 |
|    | Armando Reynoso  | 1991 | 3 |
|    | Brad Woodall     | 1994 | 3 |

## INNINGS PITCHED

|     |                 |      |       |
|-----|-----------------|------|-------|
| 1.  | Tommy Boggs     | 1979 | 227.0 |
| 2.  | Ron Reed        | 1967 | 222.0 |
| 3.  | Mickey Mahler   | 1977 | 217.0 |
| 4.  | Craig McMurtry  | 1982 | 210.0 |
| 5.  | Tony Brizzolara | 1980 | 206.1 |
| 6.  | Ken Dayley      | 1981 | 200.1 |
| 7.  | Larry Maxie     | 1966 | 200.0 |
| 8.  | Dan Morogiello  | 1979 | 199.2 |
| 9.  | Dan Morogiello  | 1980 | 196.0 |
| 10. | Gary Neibauer   | 1971 | 194.0 |

## HITS ALLOWED

|     |                 |      |     |
|-----|-----------------|------|-----|
| 1.  | Tony Brizzolara | 1982 | 231 |
| 2.  | Tommy Boggs     | 1979 | 230 |
| 3.  | Paul Marak      | 1991 | 220 |
| 4.  | Dan Morogiello  | 1980 | 206 |
|     | Kenny Carlyle   | 1998 | 206 |
| 6.  | Don Collins     | 1979 | 203 |
| 7.  | Joey McLaughlin | 1978 | 199 |
| 8.  | Tony Brizzolara | 1980 | 198 |
|     | Craig McMurtry  | 1982 | 198 |
| 10. | Derrin Ebert    | 1998 | 195 |

## WALKS ALLOWED

|     |                 |      |     |
|-----|-----------------|------|-----|
| 1.  | Ken Dayley      | 1981 | 117 |
| 2.  | Craig McMurtry  | 1982 | 107 |
| 3.  | Damian Moss     | 2000 | 106 |
| 4.  | Bob Walk        | 1983 | 102 |
| 5.  | Brian Fisher    | 1984 | 100 |
| 6.  | Tommy Boggs     | 1979 | 99  |
|     | Steve Bedrosian | 1981 | 99  |
| 8.  | Dave Cheadle    | 1974 | 96  |
| 9.  | Kent Mercker    | 1989 | 95  |
| 10. | Preston Hanna   | 1975 | 92  |

## STRIKEOUTS

|     |                 |      |     |
|-----|-----------------|------|-----|
| 1.  | Ron Reed        | 1967 | 172 |
| 2.  | Ken Dayley      | 1981 | 162 |
| 3.  | Andy Pratt      | 2003 | 161 |
| 4.  | Doug Linton     | 2002 | 160 |
| 5.  | David Nied      | 1992 | 159 |
| 6.  | Gary Neibauer   | 1971 | 149 |
| 7.  | Mickey Mahler   | 1977 | 145 |
| 8.  | Steve Bedrosian | 1981 | 144 |
|     | Kent Mercker    | 1989 | 144 |
| 10. | Mike Birkbeck   | 1994 | 143 |
|     | Jon Ratliff     | 1998 | 143 |

## FRANCHISE CAREER LEADERS: HITTING (1966-2018)

| AVERAGE (800-plus AB) |      | HOME RUNS       |     | AT-BATS         |       |
|-----------------------|------|-----------------|-----|-----------------|-------|
| Ralph Garr            | .356 | Jerry Keller    | 91  | Chico Ruiz      | 2,510 |
| Barbaro Canizares     | .314 | Jim Breazeale   | 82  | Larry Whisenton | 2,505 |
| Junior Moore          | .313 | Damon Hollins   | 81  | Damon Hollins   | 2,401 |
| Dusty Baker           | .312 | Mike Hessman    | 61  | Paul Runge      | 2,399 |
| Gerald Perry          | .311 | John Rabb       | 60  | Sean Kazmar Jr. | 1,929 |
| HITS                  |      | RUNS BATTED IN  |     | GAMES           |       |
| Larry Whisenton       | 657  | Damon Hollins   | 314 | Larry Whisenton | 773   |
| Damon Hollins         | 648  | Larry Whisenton | 308 | Chico Ruiz      | 765   |
| Paul Runge            | 642  | Paul Runge      | 305 | Paul Runge      | 704   |
| Chico Ruiz            | 606  | Jim Breazeale   | 288 | Damon Hollins   | 666   |
| Sean Kazmar Jr.       | 517  | Jerry Keller    | 279 | Sean Kazmar Jr. | 559   |
| DOUBLES               |      | RUNS            |     | BASES ON BALLS  |       |
| Damon Hollins         | 159  | Larry Whisenton | 392 | Bob Beall       | 522   |
| Paul Runge            | 109  | Paul Runge      | 385 | Paul Runge      | 442   |
| Sean Kazmar Jr.       | 106  | Bob Beall       | 351 | Larry Whisenton | 432   |
| Barbaro Canizares     | 100  | Damon Hollins   | 332 | Ken Smith       | 300   |
| Wes Timmons           | 95   | Albert Hall     | 302 | Jerry Keller    | 260   |
| TRIPLES               |      | STOLEN BASES    |     | STRIKEOUTS      |       |
| Larry Whisenton       | 46   | Albert Hall     | 186 | Larry Whisenton | 508   |
| Albert Hall           | 32   | Ed Miller       | 172 | Damon Hollins   | 436   |
| Chico Ruiz            | 25   | Ralph Garr      | 102 | Paul Runge      | 426   |
| Paul Runge            | 22   | Larry Whisenton | 93  | Ken Smith       | 408   |
| Gerald Perry          | 17   | Jose Constanza  | 88  | Jerry Keller    | 359   |
|                       |      | Milt Thompson   | 88  |                 |       |

## FRANCHISE CAREER LEADERS: PITCHING (1966-2018)

| ERA (300.0-plus Innings) |      | GAMES PITCHED   |         | EARNED RUNS     |       |
|--------------------------|------|-----------------|---------|-----------------|-------|
| Pablo Torrealba          | 2.50 | Larry Maxie     | 196     | Tony Brizzolara | 449   |
| Jamie Easterly           | 2.59 | Tom House       | 183     | Larry Maxie     | 332   |
| Armando Reynoso          | 2.61 | Dale Polley     | 182     | Marty Clary     | 288   |
| Ron Reed                 | 2.80 | Tony Brizzolara | 177     | Rich Kester     | 268   |
| Mike Birkbeck            | 2.92 | Larry Jaster    | 168     | Rick Mahler     | 259   |
| WINS                     |      | INNINGS PITCHED |         | HITS ALLOWED    |       |
| Tony Brizzolara          | 68   | Tony Brizzolara | 1,060.0 | Tony Brizzolara | 1,063 |
| Larry Maxie              | 48   | Larry Maxie     | 857.0   | Larry Maxie     | 813   |
| Brad Woodall             | 41   | Marty Clary     | 712.1   | Marty Clary     | 682   |
| Marty Clary              | 39   | Rich Keste      | 638.0   | Rich Kester     | 608   |
| Julio Navarro            | 39   | Julio Navarro   | 638.0   | Brad Woodall    | 589   |
| LOSSES                   |      | GAMES STARTED   |         | BASES ON BALLS  |       |
| Tony Brizzolara          | 51   | Tony Brizzolara | 158     | Tony Brizzolara | 366   |
| Larry Maxie              | 51   | Marty Clary     | 115     | Marty Clary     | 299   |
| Marty Clary              | 44   | Larry Maxie     | 108     | Larry Maxie     | 287   |
| Rich Kester              | 40   | Todd Redmond    | 97      | Rick Mahler     | 259   |
| Tommy Greene             | 37   | Rich Kester     | 95      | Gary Neibauer   | 255   |
| SAVES                    |      | COMPLETE GAMES  |         | STRIKEOUTS      |       |
| Jairo Asencio            | 53   | Tony Brizzolara | 40      | Tony Brizzolara | 613   |
| Rod Nichols              | 45   | Mickey Mahler   | 27      | Larry Maxie     | 608   |
| Matt Whiteside           | 42   | Larry Maxie     | 26      | Rich Kester     | 535   |
| Tom House                | 38   | Julio Navarro   | 25      | Todd Redmond    | 486   |
| Billy Taylor             | 38   | Rich Kester     | 24      | Julio Navarro   | 463   |



## GWINNETT CAREER LEADERS: HITTING (2009-2018)

| AVERAGE (800-plus AB) |      | HOME RUNS         |    | AT-BATS           |       |
|-----------------------|------|-------------------|----|-------------------|-------|
| Barbaro Canizares     | .316 | Ernesto Mejia     | 59 | Sean Kazmar Jr.   | 1,929 |
| Jose Constanza        | .298 | Stefan Gartrell   | 54 | Jose Constanza    | 1,465 |
| Phil Gosselin         | .295 | Joey Terdoslavich | 41 | Rio Ruiz          | 1,351 |
| Matt Young            | .286 | Rio Ruiz          | 35 | Todd Cunningham   | 1,226 |
| Ernesto Mejia         | .279 | Carlos Franco     | 26 | Joey Terdoslavich | 1,168 |

| HITS              |     | RUNS BATTED IN    |     | GAMES             |     |
|-------------------|-----|-------------------|-----|-------------------|-----|
| Sean Kazmar Jr.   | 517 | Sean Kazmar Jr.   | 209 | Sean Kazmar Jr.   | 559 |
| Jose Constanza    | 437 | Ernesto Mejia     | 199 | Jose Constanza    | 368 |
| Rio Ruiz          | 356 | Rio Ruiz          | 190 | Rio Ruiz          | 366 |
| Todd Cunningham   | 334 | Stefan Gartrell   | 180 | Todd Cunningham   | 333 |
| Joey Terdoslavich | 308 | Joey Terdoslavich | 163 | Joey Terdoslavich | 316 |

| DOUBLES           |     | RUNS            |     | BASES ON BALLS    |     |
|-------------------|-----|-----------------|-----|-------------------|-----|
| Sean Kazmar Jr.   | 106 | Sean Kazmar Jr. | 224 | Rio Ruiz          | 143 |
| Rio Ruiz          | 74  | Jose Constanza  | 205 | Joey Terdoslavich | 132 |
| Ernesto Mejia     | 72  | Rio Ruiz        | 172 | Jose Constanza    | 127 |
| Stefan Gartrell   | 63  | Stefan Gartrell | 166 | Wes Timmons       | 122 |
| Barbaro Canizares | 59  | Todd Cunningham | 161 | Stefan Gartrell   | 118 |

| TRIPLES         |    | STOLEN BASES     |    | STRIKEOUTS        |     |
|-----------------|----|------------------|----|-------------------|-----|
| Jose Constanza  | 13 | Jose Constanza   | 88 | Stefan Gartrell   | 323 |
| Ozzie Albies    | 11 | Matt Young       | 57 | Rio Ruiz          | 316 |
| Todd Cunningham | 10 | Todd Cunningham  | 48 | Ernesto Mejia     | 306 |
| Sean Kazmar Jr. | 10 | Luis Durango     | 46 | Joey Terdoslavich | 254 |
| Rio Ruiz        | 9  | Emilio Bonifacio | 37 | Xavier Avery      | 252 |
| Matt Young      | 9  |                  |    |                   |     |

## GWINNETT CAREER LEADERS: PITCHING (2009-2018)

| ERA (250.0-plus Innings) |      | GAMES PITCHED  |     | EARNED RUNS     |     |
|--------------------------|------|----------------|-----|-----------------|-----|
| Cody Martin              | 3.32 | Cory Gearrin   | 126 | Todd Redmond    | 245 |
| Julio Teheran            | 3.72 | Ryan Buchter   | 109 | Yohan Flande    | 191 |
| Todd Redmond             | 3.78 | Jairo Asencio  | 105 | Julio Teheran   | 116 |
| Matt Wisler              | 3.98 | Todd Redmond   | 101 | Lucas Sims      | 113 |
| Yohan Flande             | 4.13 | David Peterson | 98  | Kanekoa Texeira | 113 |
|                          |      |                |     | Matt Wisler     | 113 |

| WINS          |    | INNINGS PITCHED |       | HITS ALLOWED    |     |
|---------------|----|-----------------|-------|-----------------|-----|
| Todd Redmond  | 34 | Todd Redmond    | 583.0 | Todd Redmond    | 567 |
| Yohan Flande  | 23 | Yohan Flande    | 416.0 | Yohan Flande    | 450 |
| Julio Teheran | 22 | Julio Teheran   | 280.2 | Matt Wisler     | 275 |
| Matt Wisler   | 16 | Cody Martin     | 260.0 | Julio Teheran   | 272 |
| Lucas Sims    | 13 | Matt Wisler     | 255.1 | Kanekoa Texeira | 257 |

| LOSSES           |    | GAMES STARTED |    | BASES ON BALLS  |     |
|------------------|----|---------------|----|-----------------|-----|
| Todd Redmond     | 30 | Todd Redmond  | 97 | Todd Redmond    | 166 |
| Yohan Flande     | 26 | Yohan Flande  | 65 | Yohan Flande    | 139 |
| Daniel Rodriguez | 16 | Julio Teheran | 51 | Kanekoa Texeira | 114 |
| Kanekoa Texeira  | 16 | Cody Martin   | 43 | Ryan Buchter    | 108 |
| Cody Martin      | 15 | Lucas Sims    | 43 | Lucas Sims      | 107 |
|                  |    | Matt Wisler   | 43 |                 |     |

| SAVES         |    | COMPLETE GAMES |   | STRIKEOUTS    |     |
|---------------|----|----------------|---|---------------|-----|
| Jairo Asencio | 53 | Todd Redmond   | 4 | Todd Redmond  | 486 |
| Craig Kimbrel | 23 | Matt Wisler    | 4 | Yohan Flande  | 302 |
| Juan Jaime    | 18 | Aaron Blair    | 2 | Lucas Sims    | 273 |
| Cory Rasmus   | 14 | Chris Ellis    | 2 | Cody Martin   | 241 |
| Cory Gearrin  | 13 | Cody Martin    | 2 | Julio Teheran | 224 |
| Ryan Kelly    | 13 | Williams Perez | 2 |               |     |

# YEAR-BY-YEAR TEAM HITTING STATS

| 1966                    | 1972                    | 1978                    | 1984                    | 1990                    |
|-------------------------|-------------------------|-------------------------|-------------------------|-------------------------|
| Average..... 241        | Average..... 242        | Average..... 259        | Average..... 265        | Average..... 245        |
| Games..... 147          | Games..... 143          | Games..... 139          | Games..... 139          | Games..... 145          |
| At Bats..... 4,281      | At Bats..... 4,327      | At Bats..... 4,504      | At Bats..... 4,525      | At Bats..... 4,669      |
| Runs..... 593           | Runs..... 499           | Runs..... 588           | Runs..... 629           | Runs..... 559           |
| Hits..... 1,201         | Hits..... 1,047         | Hits..... 1,166         | Hits..... 1,199         | Hits..... 1,143         |
| Total Bases..... 1,839  | Total Bases..... 1,489  | Total Bases..... 1,699  | Total Bases..... 1,721  | Total Bases..... 1,652  |
| Doubles..... 191        | Doubles..... 149        | Doubles..... 186        | Doubles..... 168        | Doubles..... 181        |
| Triples..... 36         | Triples..... 25         | Triples..... 37         | Triples..... 33         | Triples..... 23         |
| Home Runs..... 125      | Home Runs..... 81       | Home Runs..... 91       | Home Runs..... 96       | Home Runs..... 94       |
| RBI..... 541            | RBI..... 455            | RBI..... 540            | RBI..... 582            | RBI..... 511            |
| Walks..... 416          | Walks..... 506          | Walks..... 528          | Walks..... 558          | Walks..... 469          |
| Strikeouts..... 875     | Strikeouts..... 800     | Strikeouts..... 734     | Strikeouts..... 737     | Strikeouts..... 884     |
| Stolen Bases..... 85    | Stolen Bases..... 35    | Stolen Bases..... 73    | Stolen Bases..... 154   | Stolen Bases..... 74    |
| Caught Stealing..... 24 | Caught Stealing..... 17 | Caught Stealing..... 56 | Caught Stealing..... 78 | Caught Stealing..... 49 |
| 1967                    | 1973                    | 1979                    | 1985                    | 1991                    |
| Average..... 255        | Average..... 231        | Average..... 250        | Average..... 245        | Average..... 258        |
| Games..... 141          | Games..... 146          | Games..... 141          | Games..... 140          | Games..... 144          |
| At Bats..... 4,652      | At Bats..... 4,436      | At Bats..... 4,450      | At Bats..... 4,522      | At Bats..... 4,862      |
| Runs..... 547           | Runs..... 517           | Runs..... 548           | Runs..... 559           | Runs..... 604           |
| Hits..... 1,162         | Hits..... 1,023         | Hits..... 1,113         | Hits..... 1,107         | Hits..... 1,252         |
| Total Bases..... 1,718  | Total Bases..... 1,443  | Total Bases..... 1,610  | Total Bases..... 1,557  | Total Bases..... 1,779  |
| Doubles..... 155        | Doubles..... 143        | Doubles..... 162        | Doubles..... 162        | Doubles..... 221        |
| Triples..... 46         | Triples..... 26         | Triples..... 52         | Triples..... 30         | Triples..... 33         |
| Home Runs..... 103      | Home Runs..... 75       | Home Runs..... 77       | Home Runs..... 76       | Home Runs..... 80       |
| RBI..... 506            | RBI..... 459            | RBI..... 509            | RBI..... 499            | RBI..... 555            |
| Walks..... 377          | Walks..... 516          | Walks..... 480          | Walks..... 534          | Walks..... 477          |
| Strikeouts..... 863     | Strikeouts..... 813     | Strikeouts..... 769     | Strikeouts..... 619     | Strikeouts..... 882     |
| Stolen Bases..... 52    | Stolen Bases..... 80    | Stolen Bases..... 164   | Stolen Bases..... 135   | Stolen Bases..... 72    |
| Caught Stealing..... 33 | Caught Stealing..... 38 | Caught Stealing..... 64 | Caught Stealing..... 60 | Caught Stealing..... 58 |
| 1968                    | 1974                    | 1980                    | 1986                    | 1992                    |
| Average..... 240        | Average..... 247        | Average..... 240        | Average..... 260        | Average..... 259        |
| Games..... 146          | Games..... 140          | Games..... 140          | Games..... 140          | Games..... 144          |
| At Bats..... 4,780      | At Bats..... 4,315      | At Bats..... 4,451      | At Bats..... 4,463      | At Bats..... 4,757      |
| Runs..... 519           | Runs..... 604           | Runs..... 552           | Runs..... 648           | Runs..... 611           |
| Hits..... 1,145         | Hits..... 1,067         | Hits..... 1,110         | Hits..... 1,159         | Hits..... 1,233         |
| Total Bases..... 1,724  | Total Bases..... 1,570  | Total Bases..... 1,599  | Total Bases..... 1,705  | Total Bases..... 1,829  |
| Doubles..... 151        | Doubles..... 167        | Doubles..... 159        | Doubles..... 216        | Doubles..... 230        |
| Triples..... 34         | Triples..... 21         | Triples..... 42         | Triples..... 30         | Triples..... 27         |
| Home Runs..... 120      | Home Runs..... 98       | Home Runs..... 82       | Home Runs..... 90       | Home Runs..... 104      |
| RBI..... 475            | RBI..... 545            | RBI..... 505            | RBI..... 590            | RBI..... 553            |
| Walks..... 411          | Walks..... 588          | Walks..... 468          | Walks..... 603          | Walks..... 446          |
| Strikeouts..... 975     | Strikeouts..... 786     | Strikeouts..... 738     | Strikeouts..... 716     | Strikeouts..... 869     |
| Stolen Bases..... 31    | Stolen Bases..... 100   | Stolen Bases..... 150   | Stolen Bases..... 195   | Stolen Bases..... 82    |
| Caught Stealing..... 22 | Caught Stealing..... 49 | Caught Stealing..... 86 | Caught Stealing..... 67 | Caught Stealing..... 62 |
| 1969                    | 1975                    | 1981                    | 1987                    | 1993                    |
| Average..... 262        | Average..... 249        | Average..... 254        | Average..... 240        | Average..... 277        |
| Games..... 140          | Games..... 137          | Games..... 139          | Games..... 139          | Games..... 142          |
| At Bats..... 4,418      | At Bats..... 4,273      | At Bats..... 4,492      | At Bats..... 4,527      | At Bats..... 4,827      |
| Runs..... 520           | Runs..... 489           | Runs..... 604           | Runs..... 515           | Runs..... 746           |
| Hits..... 1,156         | Hits..... 1,065         | Hits..... 1,142         | Hits..... 1,086         | Hits..... 1,335         |
| Total Bases..... 1,599  | Total Bases..... 1,524  | Total Bases..... 1,672  | Total Bases..... 1,605  | Total Bases..... 2,152  |
| Doubles..... 175        | Doubles..... 168        | Doubles..... 157        | Doubles..... 212        | Doubles..... 236        |
| Triples..... 29         | Triples..... 21         | Triples..... 38         | Triples..... 23         | Triples..... 49         |
| Home Runs..... 70       | Home Runs..... 83       | Home Runs..... 99       | Home Runs..... 87       | Home Runs..... 161      |
| RBI..... 465            | RBI..... 456            | RBI..... 541            | RBI..... 47             | RBI..... 697            |
| Walks..... 447          | Walks..... 439          | Walks..... 646          | Walks..... 491          | Walks..... 467          |
| Strikeouts..... 618     | Strikeouts..... 715     | Strikeouts..... 812     | Strikeouts..... 781     | Strikeouts..... 966     |
| Stolen Bases..... 107   | Stolen Bases..... 62    | Stolen Bases..... 127   | Stolen Bases..... 112   | Stolen Bases..... 112   |
| Caught Stealing..... 38 | Caught Stealing..... 49 | Caught Stealing..... 68 | Caught Stealing..... 57 | Caught Stealing..... 67 |
| 1970                    | 1976                    | 1982                    | 1988                    | 1994                    |
| Average..... 279        | Average..... 275        | Average..... 284        | Average..... 248        | Average..... 263        |
| Games..... 140          | Games..... 140          | Games..... 139          | Games..... 141          | Games..... 141          |
| At Bats..... 4,592      | At Bats..... 4,568      | At Bats..... 4,667      | At Bats..... 4,495      | At Bats..... 4,845      |
| Runs..... 694           | Runs..... 678           | Runs..... 771           | Runs..... 534           | Runs..... 633           |
| Hits..... 1,282         | Hits..... 1,258         | Hits..... 1,324         | Hits..... 1,117         | Hits..... 1,275         |
| Total Bases..... 1,904  | Total Bases..... 1,784  | Total Bases..... 2,047  | Total Bases..... 1,607  | Total Bases..... 1,949  |
| Doubles..... 205        | Doubles..... 193        | Doubles..... 190        | Doubles..... 204        | Doubles..... 238        |
| Triples..... 21         | Triples..... 42         | Triples..... 40         | Triples..... 32         | Triples..... 38         |
| Home Runs..... 125      | Home Runs..... 83       | Home Runs..... 151      | Home Runs..... 74       | Home Runs..... 120      |
| RBI..... 630            | RBI..... 610            | RBI..... 716            | RBI..... 472            | RBI..... 573            |
| Walks..... 585          | Walks..... 593          | Walks..... 653          | Walks..... 474          | Walks..... 406          |
| Strikeouts..... 726     | Strikeouts..... 699     | Strikeouts..... 802     | Strikeouts..... 835     | Strikeouts..... 765     |
| Stolen Bases..... 80    | Stolen Bases..... 59    | Stolen Bases..... 189   | Stolen Bases..... 86    | Stolen Bases..... 118   |
| Caught Stealing..... 37 | Caught Stealing..... 42 | Caught Stealing..... 59 | Caught Stealing..... 46 | Caught Stealing..... 59 |
| 1971                    | 1977                    | 1983                    | 1989                    | 1995                    |
| Average..... 258        | Average..... 263        | Average..... 281        | Average..... 247        | Average..... 259        |
| Games..... 140          | Games..... 140          | Games..... 139          | Games..... 146          | Games..... 141          |
| At Bats..... 4,623      | At Bats..... 4,540      | At Bats..... 4,578      | At Bats..... 4,665      | At Bats..... 4,710      |
| Runs..... 650           | Runs..... 604           | Runs..... 809           | Runs..... 549           | Runs..... 559           |
| Hits..... 1,194         | Hits..... 1,192         | Hits..... 1,285         | Hits..... 1,154         | Hits..... 1,222         |
| Total Bases..... 1,775  | Total Bases..... 1,691  | Total Bases..... 1,988  | Total Bases..... 1,658  | Total Bases..... 1,716  |
| Doubles..... 174        | Doubles..... 181        | Doubles..... 210        | Doubles..... 210        | Doubles..... 194        |
| Triples..... 31         | Triples..... 27         | Triples..... 50         | Triples..... 42         | Triples..... 33         |
| Home Runs..... 115      | Home Runs..... 88       | Home Runs..... 131      | Home Runs..... 70       | Home Runs..... 78       |
| RBI..... 588            | RBI..... 559            | RBI..... 745            | RBI..... 502            | RBI..... 510            |
| Walks..... 555          | Walks..... 561          | Walks..... 599          | Walks..... 474          | Walks..... 441          |
| Strikeouts..... 863     | Strikeouts..... 650     | Strikeouts..... 705     | Strikeouts..... 775     | Strikeouts..... 794     |
| Stolen Bases..... 53    | Stolen Bases..... 54    | Stolen Bases..... 151   | Stolen Bases..... 78    | Stolen Bases..... 70    |
| Caught Stealing..... 23 | Caught Stealing..... 50 | Caught Stealing..... 73 | Caught Stealing..... 55 | Caught Stealing..... 68 |

**1996**

Average ..... 264  
 Games ..... 141  
 At Bats ..... 4,604  
 Runs ..... 593  
 Hits ..... 1,284  
 Total Bases ..... 1,909  
 Doubles ..... 253  
 Triples ..... 36  
 Home Runs ..... 100  
 RBI ..... 543  
 Walks ..... 360  
 Strikeouts ..... 966  
 Stolen Bases ..... 92  
 Caught Stealing ..... 68

**2001**

Average ..... 267  
 Games ..... 144  
 At Bats ..... 4,861  
 Runs ..... 559  
 Hits ..... 1,296  
 Total Bases ..... 1,823  
 Doubles ..... 261  
 Triples ..... 31  
 Home Runs ..... 68  
 RBI ..... 516  
 Walks ..... 311  
 Strikeouts ..... 866  
 Stolen Bases ..... 87  
 Caught Stealing ..... 71

**2006**

Average ..... 255  
 Games ..... 143  
 At Bats ..... 4,800  
 Runs ..... 510  
 Hits ..... 1,223  
 Total Bases ..... 1,681  
 Doubles ..... 214  
 Triples ..... 18  
 Home Runs ..... 68  
 RBI ..... 466  
 Walks ..... 421  
 Strikeouts ..... 903  
 Stolen Bases ..... 90  
 Caught Stealing ..... 44

**2011**

Average ..... 260  
 Games ..... 143  
 At Bats ..... 4,765  
 Runs ..... 613  
 Hits ..... 1,238  
 Total Bases ..... 1,861  
 Doubles ..... 214  
 Triples ..... 20  
 Home Runs ..... 123  
 RBI ..... 573  
 Walks ..... 419  
 Strikeouts ..... 1,056  
 Stolen Bases ..... 116  
 Caught Stealing ..... 48

**2016**

Average ..... 259  
 Games ..... 143  
 At Bats ..... 4,810  
 Runs ..... 566  
 Hits ..... 1,247  
 Total Bases ..... 1,793  
 Doubles ..... 245  
 Triples ..... 32  
 Home Runs ..... 79  
 RBI ..... 527  
 Walks ..... 429  
 Strikeouts ..... 986  
 Stolen Bases ..... 94  
 Caught Stealing ..... 35

**1997**

Average ..... 271  
 Games ..... 142  
 At Bats ..... 4,735  
 Runs ..... 680  
 Hits ..... 1,284  
 Total Bases ..... 1,952  
 Doubles ..... 266  
 Triples ..... 36  
 Home Runs ..... 110  
 RBI ..... 625  
 Walks ..... 472  
 Strikeouts ..... 963  
 Stolen Bases ..... 70  
 Caught Stealing ..... 50

**2002**

Average ..... 260  
 Games ..... 142  
 At Bats ..... 4,719  
 Runs ..... 613  
 Hits ..... 1,228  
 Total Bases ..... 1,887  
 Doubles ..... 247  
 Triples ..... 17  
 Home Runs ..... 126  
 RBI ..... 574  
 Walks ..... 392  
 Strikeouts ..... 954  
 Stolen Bases ..... 81  
 Caught Stealing ..... 42

**2007**

Average ..... 271  
 Games ..... 141  
 At Bats ..... 4,659  
 Runs ..... 650  
 Hits ..... 1,262  
 Total Bases ..... 1,836  
 Doubles ..... 249  
 Triples ..... 32  
 Home Runs ..... 87  
 RBI ..... 606  
 Walks ..... 443  
 Strikeouts ..... 830  
 Stolen Bases ..... 144  
 Caught Stealing ..... 653

**2012**

Average ..... 258  
 Games ..... 144  
 At Bats ..... 4,819  
 Runs ..... 600  
 Hits ..... 1,241  
 Total Bases ..... 1,824  
 Doubles ..... 258  
 Triples ..... 29  
 Home Runs ..... 89  
 RBI ..... 570  
 Walks ..... 457  
 Strikeouts ..... 1,011  
 Stolen Bases ..... 141  
 Caught Stealing ..... 49

**2017**

Average ..... 257  
 Games ..... 142  
 At Bats ..... 4,717  
 Runs ..... 634  
 Hits ..... 1,211  
 Total Bases ..... 1,847  
 Doubles ..... 219  
 Triples ..... 33  
 Home Runs ..... 117  
 RBI ..... 581  
 Walks ..... 483  
 Strikeouts ..... 1,258  
 Stolen Bases ..... 106  
 Caught Stealing ..... 35

**1998**

Average ..... 256  
 Games ..... 144  
 At Bats ..... 4,733  
 Runs ..... 607  
 Hits ..... 1,211  
 Total Bases ..... 1,842  
 Doubles ..... 244  
 Triples ..... 27  
 Home Runs ..... 111  
 RBI ..... 567  
 Walks ..... 474  
 Strikeouts ..... 977  
 Stolen Bases ..... 94  
 Caught Stealing ..... 45

**2003**

Average ..... 260  
 Games ..... 143  
 At Bats ..... 4,716  
 Runs ..... 544#  
 Hits ..... 1,228  
 Total Bases ..... 1,858  
 Doubles ..... 253  
 Triples ..... 55  
 Home Runs ..... 89  
 RBI ..... 504  
 Walks ..... 372  
 Strikeouts ..... 994  
 Stolen Bases ..... 117  
 Caught Stealing ..... 45

**2008**

Average ..... 262  
 Games ..... 141  
 At Bats ..... 4,762  
 Runs ..... 563  
 Hits ..... 1,250  
 Total Bases ..... 1,815  
 Doubles ..... 248  
 Triples ..... 25  
 Home Runs ..... 89  
 RBI ..... 520  
 Walks ..... 392  
 Strikeouts ..... 940  
 Stolen Bases ..... 153  
 Caught Stealing ..... 48

**2013**

Average ..... 253  
 Games ..... 144  
 At Bats ..... 4,741  
 Runs ..... 541  
 Hits ..... 1,198  
 Total Bases ..... 1,748  
 Doubles ..... 237  
 Triples ..... 23  
 Home Runs ..... 89  
 RBI ..... 503  
 Walks ..... 395  
 Strikeouts ..... 993  
 Stolen Bases ..... 101  
 Caught Stealing ..... 42

**2018**

Average ..... 254  
 Games ..... 139  
 At Bats ..... 4,593  
 Runs ..... 584  
 Hits ..... 1,165  
 Total Bases ..... 1,762  
 Doubles ..... 246  
 Triples ..... 24  
 Home Runs ..... 101  
 RBI ..... 551  
 Walks ..... 388  
 Strikeouts ..... 1,152  
 Stolen Bases ..... 60  
 Caught Stealing ..... 21

**1999**

Average ..... 265  
 Games ..... 142  
 At Bats ..... 4,774  
 Runs ..... 661  
 Hits ..... 1,211  
 Total Bases ..... 1,938  
 Doubles ..... 249  
 Triples ..... 24  
 Home Runs ..... 126  
 RBI ..... 617  
 Walks ..... 455  
 Strikeouts ..... 956  
 Stolen Bases ..... 132  
 Caught Stealing ..... 66

**2004**

Average ..... 280  
 Games ..... 141  
 At Bats ..... 4,644  
 Runs ..... 660  
 Hits ..... 1,301  
 Total Bases ..... 2,044  
 Doubles ..... 252  
 Triples ..... 34  
 Home Runs ..... 141  
 RBI ..... 618  
 Walks ..... 432  
 Strikeouts ..... 928  
 Stolen Bases ..... 78  
 Caught Stealing ..... 50

**2009**

Average ..... 262  
 Games ..... 144  
 At Bats ..... 4,779  
 Runs ..... 664  
 Hits ..... 1,251  
 Total Bases ..... 1,857  
 Doubles ..... 260  
 Triples ..... 28  
 Home Runs ..... 86  
 RBI ..... 615  
 Walks ..... 539  
 Strikeouts ..... 965  
 Stolen Bases ..... 131  
 Caught Stealing ..... 47

**2014**

Average ..... 271  
 Games ..... 142  
 At Bats ..... 4,788  
 Runs ..... 607  
 Hits ..... 1,298  
 Total Bases ..... 1,857  
 Doubles ..... 243  
 Triples ..... 26  
 Home Runs ..... 88  
 RBI ..... 561  
 Walks ..... 425  
 Strikeouts ..... 921  
 Stolen Bases ..... 102  
 Caught Stealing ..... 39

**2019**

Average ..... 269  
 Games ..... 144  
 At Bats ..... 4,811  
 Runs ..... 584  
 Hits ..... 1,246  
 Total Bases ..... 1,674  
 Doubles ..... 204  
 Triples ..... 37  
 Home Runs ..... 50  
 RBI ..... 534  
 Walks ..... 362  
 Strikeouts ..... 732  
 Stolen Bases ..... 160  
 Caught Stealing ..... 46

**2000**

Average ..... 260  
 Games ..... 143  
 At Bats ..... 4,820  
 Runs ..... 626  
 Hits ..... 1,253  
 Total Bases ..... 1,914  
 Doubles ..... 244  
 Triples ..... 30  
 Home Runs ..... 119  
 RBI ..... 598  
 Walks ..... 421  
 Strikeouts ..... 943  
 Stolen Bases ..... 95  
 Caught Stealing ..... 57

**2005**

Average ..... 256  
 Games ..... 144  
 At Bats ..... 4,780  
 Runs ..... 519  
 Hits ..... 1,225  
 Total Bases ..... 1,819  
 Doubles ..... 248  
 Triples ..... 32  
 Home Runs ..... 94  
 RBI ..... 482  
 Walks ..... 448  
 Strikeouts ..... 952  
 Stolen Bases ..... 106  
 Caught Stealing ..... 60

**2010**

Average ..... 263  
 Games ..... 143  
 At Bats ..... 4,760  
 Runs ..... 627  
 Hits ..... 1,253  
 Total Bases ..... 1,866  
 Doubles ..... 238  
 Triples ..... 21  
 Home Runs ..... 111  
 RBI ..... 568  
 Walks ..... 450  
 Strikeouts ..... 896  
 Stolen Bases ..... 142  
 Caught Stealing ..... 53

**2015**

Average ..... 259  
 Games ..... 144  
 At Bats ..... 4,811  
 Runs ..... 584  
 Hits ..... 1,246  
 Total Bases ..... 1,674  
 Doubles ..... 204  
 Triples ..... 37  
 Home Runs ..... 50  
 RBI ..... 534  
 Walks ..... 362  
 Strikeouts ..... 732  
 Stolen Bases ..... 160  
 Caught Stealing ..... 46

**2020**

Average ..... 259  
 Games ..... 143  
 At Bats ..... 4,717  
 Runs ..... 634  
 Hits ..... 1,211  
 Total Bases ..... 1,847  
 Doubles ..... 219  
 Triples ..... 33  
 Home Runs ..... 117  
 RBI ..... 581  
 Walks ..... 483  
 Strikeouts ..... 1,258  
 Stolen Bases ..... 106  
 Caught Stealing ..... 35

**YEAR-BY-YEAR TEAM PITCHING STATS**

**1966**

ERA ..... 3.15  
 Games ..... 147  
 Complete Games ..... 41  
 Shutouts ..... 8  
 Saves ..... —  
 Innings ..... 1,277.2  
 Hits ..... 1,126  
 Runs ..... 529  
 Earned Runs ..... 448  
 Home Runs ..... 110  
 Walks ..... 484  
 Strikeouts ..... 948  
 Hit Batters ..... 39  
 Wild Pitches ..... 48  
 Balks ..... 3

**1967**

ERA ..... 3.01  
 Games ..... 141  
 Complete Games ..... 53  
 Shutouts ..... 19  
 Saves ..... —  
 Innings ..... 1,224.1  
 Hits ..... 1,051  
 Runs ..... 475  
 Earned Runs ..... 410  
 Home Runs ..... 83  
 Walks ..... 354  
 Strikeouts ..... 932  
 Hit Batters ..... 42  
 Wild Pitches ..... 67  
 Balks ..... 4

**1968**

ERA ..... 4.00  
 Games ..... 146  
 Complete Games ..... 20  
 Shutouts ..... 7  
 Saves ..... —  
 Innings ..... 1,254  
 Hits ..... 1,271  
 Runs ..... 640  
 Earned Runs ..... 558  
 Home Runs ..... 131  
 Walks ..... 448  
 Strikeouts ..... 844  
 Hit Batters ..... 30  
 Wild Pitches ..... 58  
 Balks ..... 6

**1969**

ERA ..... 4.51  
 Games ..... 140  
 Complete Games ..... 41  
 Shutouts ..... 7  
 Saves ..... 17  
 Innings ..... 1,143.2  
 Hits ..... 1,214  
 Runs ..... 670  
 Earned Runs ..... 571  
 Home Runs ..... 107  
 Walks ..... 435  
 Strikeouts ..... 765  
 Hit Batters ..... 48  
 Wild Pitches ..... 48  
 Balks ..... 4

**1970**

ERA ..... 4.06  
 Games ..... 140  
 Complete Games ..... 30  
 Shutouts ..... 9  
 Saves ..... 37  
 Innings ..... 1,191.0  
 Hits ..... 1,216  
 Runs ..... 596  
 Earned Runs ..... 549  
 Home Runs ..... 101  
 Walks ..... 460  
 Strikeouts ..... 848  
 Hit Batters ..... 23  
 Wild Pitches ..... 51  
 Balks ..... 4

|                      |                         |
|----------------------|-------------------------|
| <b>1971</b>          | ERA..... 3.96           |
| Games..... 140       | Complete Games..... 22# |
| Shutouts..... 6      | Saves..... 35           |
| Innings..... 1,189.2 | Hits..... 1,237         |
| Runs..... 630        | Earned Runs..... 523    |
| Home Runs..... 111   | Walks..... 465          |
| Strikeouts..... 784  | Hit Batters..... 23     |
| Wild Pitches..... 42 | Balks..... 6            |

|                      |                        |
|----------------------|------------------------|
| <b>1977</b>          | ERA..... 3.95          |
| Games..... 140       | Complete Games..... 42 |
| Shutouts..... 6      | Saves..... 20          |
| Innings..... 1,197.2 | Hits..... 1,189        |
| Runs..... 602        | Earned Runs..... 525   |
| Home Runs..... 99    | Walks..... 536         |
| Strikeouts..... 703  | Hit Batters..... 30    |
| Wild Pitches..... 48 | Balks..... 15          |

|                      |                        |
|----------------------|------------------------|
| <b>1983</b>          | ERA..... 4.69          |
| Games..... 139       | Complete Games..... 31 |
| Shutouts..... 9      | Saves..... 32          |
| Innings..... 1,176.2 | Hits..... 1,150        |
| Runs..... 699        | Earned Runs..... 613   |
| Home Runs..... 113   | Walks..... 626         |
| Strikeouts..... 829  | Hit Batters..... 37    |
| Wild Pitches..... 73 | Balks..... 4           |

|                      |                        |
|----------------------|------------------------|
| <b>1989</b>          | ERA..... 3.07          |
| Games..... 146       | Complete Games..... 13 |
| Shutouts..... 9      | Saves..... 50          |
| Innings..... 1,244.1 | Hits..... 1,058        |
| Runs..... 496        | Earned Runs..... 425   |
| Home Runs..... 60    | Walks..... 499         |
| Strikeouts..... 854  | Hit Batters..... 33    |
| Wild Pitches..... 63 | Balks..... 15          |

|                      |                       |
|----------------------|-----------------------|
| <b>1995</b>          | ERA..... 3.46         |
| Games..... 141       | Complete Games..... 4 |
| Shutouts..... 14     | Saves..... 41         |
| Innings..... 1,247.2 | Hits..... 1,126       |
| Runs..... 545        | Earned Runs..... 480  |
| Home Runs..... 67    | Walks..... 466        |
| Strikeouts..... 898  | Hit Batters..... 25   |
| Wild Pitches..... 48 | Balks..... 6          |

|                      |                        |
|----------------------|------------------------|
| <b>1972</b>          | ERA..... 3.58          |
| Games..... 143       | Complete Games..... 18 |
| Shutouts..... 13     | Saves..... 36          |
| Innings..... 1,151.1 | Hits..... 1,055        |
| Runs..... 549        | Earned Runs..... 458   |
| Home Runs..... 86    | Walks..... 550         |
| Strikeouts..... 781  | Hit Batters..... 18    |
| Wild Pitches..... 69 | Balks..... 5           |

|                      |                        |
|----------------------|------------------------|
| <b>1978</b>          | ERA..... 3.95          |
| Games..... 139       | Complete Games..... 42 |
| Shutouts..... 2      | Saves..... 22          |
| Innings..... 1,186.0 | Hits..... 1,206        |
| Runs..... 572        | Earned Runs..... 521   |
| Home Runs..... 108   | Walks..... 449         |
| Strikeouts..... 731  | Hit Batters..... 34    |
| Wild Pitches..... 37 | Balks..... 4           |

|                      |                        |
|----------------------|------------------------|
| <b>1984</b>          | ERA..... 4.11          |
| Games..... 139       | Complete Games..... 20 |
| Shutouts..... 10     | Saves..... 27          |
| Innings..... 1,171.1 | Hits..... 1,218        |
| Runs..... 632        | Earned Runs..... 535   |
| Home Runs..... 87    | Walks..... 586         |
| Strikeouts..... 771  | Hit Batters..... 17    |
| Wild Pitches..... 60 | Balks..... 9           |

|                       |                        |
|-----------------------|------------------------|
| <b>1990</b>           | ERA..... 3.62          |
| Games..... 145        | Complete Games..... 16 |
| Shutouts..... 7       | Saves..... 41          |
| Innings..... 1,241.2  | Hits..... 1,197        |
| Runs..... 576         | Earned Runs..... 500   |
| Home Runs..... 62     | Walks..... 521         |
| Strikeouts..... 825   | Hit Batters..... 30    |
| Wild Pitches..... 86# | Balks..... 19          |

|                      |                        |
|----------------------|------------------------|
| <b>1996</b>          | ERA..... 4.17          |
| Games..... 141       | Complete Games..... 14 |
| Shutouts..... 7      | Saves..... 34          |
| Innings..... 1,195.2 | Hits..... 1,190        |
| Runs..... 640        | Earned Runs..... 554   |
| Home Runs..... 102   | Walks..... 432         |
| Strikeouts..... 826  | Hit Batters..... 33    |
| Wild Pitches..... 65 | Balks..... 3           |

|                      |                        |
|----------------------|------------------------|
| <b>1973</b>          | ERA..... 3.95          |
| Games..... 146       | Complete Games..... 47 |
| Shutouts..... 9      | Saves..... 18          |
| Innings..... 1,177.0 | Hits..... 1,175        |
| Runs..... 609        | Earned Runs..... 517   |
| Home Runs..... 89    | Walks..... 475         |
| Strikeouts..... 710  | Hit Batters..... 26#   |
| Wild Pitches..... 48 | Balks..... 2           |

|                      |                        |
|----------------------|------------------------|
| <b>1979</b>          | ERA..... 3.52          |
| Games..... 141       | Complete Games..... 44 |
| Shutouts..... 10     | Saves..... 22          |
| Innings..... 1,201.2 | Hits..... 1,157        |
| Runs..... 552        | Earned Runs..... 470   |
| Home Runs..... 75    | Walks..... 463         |
| Strikeouts..... 741  | Hit Batters..... 24    |
| Wild Pitches..... 98 | Balks..... 3           |

|                      |                        |
|----------------------|------------------------|
| <b>1985</b>          | ERA..... 3.45          |
| Games..... 140       | Complete Games..... 32 |
| Shutouts..... 12     | Saves..... 32          |
| Innings..... 1,224.1 | Hits..... 1,115        |
| Runs..... 547        | Earned Runs..... 469   |
| Home Runs..... 78    | Walks..... 531         |
| Strikeouts..... 703  | Hit Batters..... 31    |
| Wild Pitches..... 59 | Balks..... 8           |

|                      |                        |
|----------------------|------------------------|
| <b>1991</b>          | ERA..... 3.93          |
| Games..... 144       | Complete Games..... 9# |
| Shutouts..... 10     | Saves..... 34          |
| Innings..... 1,277.0 | Hits..... 1,273        |
| Runs..... 628        | Earned Runs..... 558   |
| Home Runs..... 82    | Walks..... 513         |
| Strikeouts..... 850  | Hit Batters..... 46    |
| Wild Pitches..... 65 | Balks..... 15          |

|                      |                       |
|----------------------|-----------------------|
| <b>1997</b>          | ERA..... 4.33         |
| Games..... 142       | Complete Games..... 6 |
| Shutouts..... 10     | Saves..... 34         |
| Innings..... 1,234.0 | Hits..... 1,252       |
| Runs..... 671        | Earned Runs..... 594  |
| Home Runs..... 143   | Walks..... 470        |
| Strikeouts..... 922  | Hit Batters..... 24   |
| Wild Pitches..... 59 | Balks..... 2          |

|                      |                         |
|----------------------|-------------------------|
| <b>1974</b>          | ERA..... 3.71           |
| Games..... 140       | Complete Games..... 25# |
| Shutouts..... 13     | Saves..... 27           |
| Innings..... 1,163.0 | Hits..... 1,108         |
| Runs..... 555        | Earned Runs..... 480    |
| Home Runs..... 89    | Walks..... 545          |
| Strikeouts..... 767  | Hit Batters..... 26     |
| Wild Pitches..... 48 | Balks..... 1            |

|                      |                        |
|----------------------|------------------------|
| <b>1980</b>          | ERA..... 3.53          |
| Games..... 140       | Complete Games..... 48 |
| Shutouts..... 7      | Saves..... 28          |
| Innings..... 1,195.0 | Hits..... 1,183        |
| Runs..... 557        | Earned Runs..... 469   |
| Home Runs..... 69    | Walks..... 422         |
| Strikeouts..... 662  | Hit Batters..... 22    |
| Wild Pitches..... 66 | Balks..... 6           |

|                      |                         |
|----------------------|-------------------------|
| <b>1986</b>          | ERA..... 3.73           |
| Games..... 140       | Complete Games..... 37* |
| Shutouts..... 11     | Saves..... 25##         |
| Innings..... 1,186.1 | Hits..... 1,129         |
| Runs..... 581        | Earned Runs..... 492    |
| Home Runs..... 83*   | Walks..... 573          |
| Strikeouts..... 785* | Hit Batters..... 26     |
| Wild Pitches..... 73 | Balks..... 5            |

|                       |                        |
|-----------------------|------------------------|
| <b>1992</b>           | ERA..... 3.28          |
| Games..... 144        | Complete Games..... 16 |
| Shutouts..... 13      | Saves..... 35          |
| Innings..... 1,243.2  | Hits..... 1,155        |
| Runs..... 553         | Earned Runs..... 453   |
| Home Runs..... 82     | Walks..... 444         |
| Strikeouts..... 1,004 | Hit Batters..... 39    |
| Wild Pitches..... 52  | Balks..... 9           |

|                      |                       |
|----------------------|-----------------------|
| <b>1998</b>          | ERA..... 4.51         |
| Games..... 144       | Complete Games..... 4 |
| Shutouts..... 7      | Saves..... 32         |
| Innings..... 1,247.0 | Hits..... 1,320       |
| Runs..... 702        | Earned Runs..... 625  |
| Home Runs..... 125   | Walks..... 487        |
| Strikeouts..... 968  | Hit Batters..... 36   |
| Wild Pitches..... 77 | Balks..... 4          |

|                      |                        |
|----------------------|------------------------|
| <b>1975</b>          | ERA..... 3.65          |
| Games..... 137       | Complete Games..... 26 |
| Shutouts..... 12     | Saves..... 20          |
| Innings..... 1,129.1 | Hits..... 1,090        |
| Runs..... 534        | Earned Runs..... 458   |
| Home Runs..... 73    | Walks..... 534         |
| Strikeouts..... 767  | Hit Batters..... 26    |
| Wild Pitches..... 59 | Balks..... 7           |

|                      |                        |
|----------------------|------------------------|
| <b>1981</b>          | ERA..... 3.41          |
| Games..... 139       | Complete Games..... 35 |
| Shutouts..... 11     | Saves..... 32          |
| Innings..... 1,200.2 | Hits..... 1,064        |
| Runs..... 546        | Earned Runs..... 455   |
| Home Runs..... 81    | Walks..... 575         |
| Strikeouts..... 846  | Hit Batters..... 35    |
| Wild Pitches..... 47 | Balks..... 11          |

|                      |                        |
|----------------------|------------------------|
| <b>1987</b>          | ERA..... 4.36          |
| Games..... 139       | Complete Games..... 19 |
| Shutouts..... 7      | Saves..... 26          |
| Innings..... 1,199.0 | Hits..... 1,245        |
| Runs..... 670        | Earned Runs..... 581   |
| Home Runs..... 107   | Walks..... 493         |
| Strikeouts..... 819  | Hit Batters..... 41    |
| Wild Pitches..... 71 | Balks..... 7           |

|                       |                       |
|-----------------------|-----------------------|
| <b>1993</b>           | ERA..... 3.74         |
| Games..... 142        | Complete Games..... 4 |
| Shutouts..... 8       | Saves..... 33         |
| Innings..... 1,235.1  | Hits..... 1,209       |
| Runs..... 606         | Earned Runs..... 513  |
| Home Runs..... 94     | Walks..... 456        |
| Strikeouts..... 1,024 | Hit Batters..... 53   |
| Wild Pitches..... 62  | Balks..... 4          |

|                       |                       |
|-----------------------|-----------------------|
| <b>1999</b>           | ERA..... 4.65         |
| Games..... 142        | Complete Games..... 4 |
| Shutouts..... 1       | Saves..... 34         |
| Innings..... 1,232.0  | Hits..... 1,256       |
| Runs..... 693         | Earned Runs..... 637  |
| Home Runs..... 131    | Walks..... 466        |
| Strikeouts..... 1,040 | Hit Batters..... 24   |
| Wild Pitches..... 74  | Balks..... 8          |

|                      |                        |
|----------------------|------------------------|
| <b>1976</b>          | ERA..... 4.10          |
| Games..... 140       | Complete Games..... 34 |
| Shutouts..... 6      | Saves..... 18          |
| Innings..... 1,186.0 | Hits..... 1,201        |
| Runs..... 645        | Earned Runs..... 540   |
| Home Runs..... 87    | Walks..... 641         |
| Strikeouts..... 736  | Hit Batters..... 19    |
| Wild Pitches..... 74 | Balks..... 6           |

|                      |                        |
|----------------------|------------------------|
| <b>1982</b>          | ERA..... 4.35          |
| Games..... 139       | Complete Games..... 28 |
| Shutouts..... 9      | Saves..... 40          |
| Innings..... 1,198.1 | Hits..... 1,258        |
| Runs..... 652        | Earned Runs..... 580   |
| Home Runs..... 103   | Walks..... 586         |
| Strikeouts..... 735  | Hit Batters..... 31    |
| Wild Pitches..... 69 | Balks..... 4           |

|                      |                        |
|----------------------|------------------------|
| <b>1988</b>          | ERA..... 3.53          |
| Games..... 141       | Complete Games..... 17 |
| Shutouts..... 12     | Saves..... 33          |
| Innings..... 1,194.1 | Hits..... 1,140        |
| Runs..... 525        | Earned Runs..... 469   |
| Home Runs..... 71    | Walks..... 360         |
| Strikeouts..... 812  | Hit Batters..... 26    |
| Wild Pitches..... 48 | Balks..... 38          |

|                      |                       |
|----------------------|-----------------------|
| <b>1994</b>          | ERA..... 3.55         |
| Games..... 141       | Complete Games..... 8 |
| Shutouts..... 12     | Saves..... 46         |
| Innings..... 1,273.2 | Hits..... 1,222       |
| Runs..... 583        | Earned Runs..... 503  |
| Home Runs..... 97    | Walks..... 466        |
| Strikeouts..... 981  | Hit Batters..... 21   |
| Wild Pitches..... 46 | Balks..... 6          |

|                      |                       |
|----------------------|-----------------------|
| <b>2000</b>          | ERA..... 5.08         |
| Games..... 143       | Complete Games..... 3 |
| Shutouts..... 2      | Saves..... 23         |
| Innings..... 1,242.0 | Hits..... 1,390       |
| Runs..... 782        | Earned Runs..... 701  |
| Home Runs..... 132   | Walks..... 542        |
| Strikeouts..... 885  | Hit Batters..... 54   |
| Wild Pitches..... 67 | Balks..... 11         |

**2001**

ERA..... 4.14  
 Games..... 144  
 Complete Games..... 3  
 Shutouts..... 7  
 Saves..... 36  
 Innings..... 1,275.0  
 Hits..... 1,212  
 Runs..... 634  
 Earned Runs..... 587  
 Home Runs..... 113  
 Walks..... 506  
 Strikeouts..... 1,046  
 Hit Batters..... 45  
 Wild Pitches..... 54  
 Balks..... 4

**2005**

ERA..... 4.07  
 Games..... 144  
 Complete Games..... 1  
 Shutouts..... 11  
 Saves..... 28  
 Innings..... 1,255.1  
 Hits..... 1,247  
 Runs..... 675  
 Earned Runs..... 567  
 Home Runs..... 122  
 Walks..... 532  
 Strikeouts..... 879  
 Hit Batters..... 54  
 Wild Pitches..... 51  
 Balks..... 5

**2009**

ERA..... 3.66  
 Games..... 144  
 Complete Games..... 1  
 Shutouts..... 7  
 Saves..... 49  
 Innings..... 1,270.0  
 Hits..... 1,195  
 Runs..... 598  
 Earned Runs..... 516  
 Home Runs..... 110  
 Walks..... 471  
 Strikeouts..... 1,030  
 Hit Batters..... 47  
 Wild Pitches..... 53  
 Balks..... 5

**2013**

ERA..... 4.03  
 Games..... 144  
 Complete Games..... 2  
 Shutouts..... 9  
 Saves..... 39  
 Innings..... 1,247.2  
 Hits..... 1,241  
 Runs..... 640  
 Earned Runs..... 559  
 Home Runs..... 94  
 Walks..... 571  
 Strikeouts..... 1,041  
 Hit Batters..... 51  
 Wild Pitches..... 68  
 Balks..... 6

**2017**

ERA..... 4.02  
 Games..... 142  
 Complete Games..... 5  
 Shutouts..... 12  
 Saves..... 32  
 Innings..... 1,231.1  
 Hits..... 1,187  
 Runs..... 606  
 Earned Runs..... 550  
 Home Runs..... 105  
 Walks..... 470  
 Strikeouts..... 1,184  
 Hit Batters..... 52  
 Wild Pitches..... 82  
 Balks..... 5

**2002**

ERA..... 3.50  
 Games..... 142  
 Complete Games..... 4  
 Shutouts..... 12  
 Saves..... 35  
 Innings..... 1,241.2  
 Hits..... 1,229  
 Runs..... 562  
 Earned Runs..... 483  
 Home Runs..... 97  
 Walks..... 403  
 Strikeouts..... 950  
 Hit Batters..... 46  
 Wild Pitches..... 58  
 Balks..... 5

**2006**

ERA..... 4.32  
 Games..... 143  
 Complete Games..... 2  
 Shutouts..... 11  
 Saves..... 30  
 Innings..... 1,255.1  
 Hits..... 1,294  
 Runs..... 654  
 Earned Runs..... 602  
 Home Runs..... 96  
 Walks..... 518  
 Strikeouts..... 950  
 Hit Batters..... 47  
 Wild Pitches..... 57  
 Balks..... 5

**2010**

ERA..... 4.32  
 Games..... 143  
 Complete Games..... 2  
 Shutouts..... 11  
 Saves..... 30  
 Innings..... 1,255.1  
 Hits..... 1,294  
 Runs..... 654  
 Earned Runs..... 602  
 Home Runs..... 96  
 Walks..... 518  
 Strikeouts..... 950  
 Hit Batters..... 47  
 Wild Pitches..... 57  
 Balks..... 5

**2014**

ERA..... 4.34  
 Games..... 142  
 Complete Games..... 1  
 Shutouts..... 7  
 Saves..... 35  
 Innings..... 1,232.2  
 Hits..... 1,264  
 Runs..... 652  
 Earned Runs..... 594  
 Home Runs..... 107  
 Walks..... 550  
 Strikeouts..... 1,064  
 Hit Batters..... 50  
 Wild Pitches..... 66  
 Balks..... 5

**2018**

ERA..... 3.78  
 Games..... 139  
 Complete Games..... 3  
 Shutouts..... 14  
 Saves..... 30  
 Innings..... 1195.2  
 Hits..... 1109  
 Runs..... 565  
 Earned Runs..... 502  
 Home Runs..... 89  
 Walks..... 467  
 Strikeouts..... 1,174  
 Hit Batters..... 56  
 Wild Pitches..... 98  
 Balks..... 8

**2003**

ERA..... 3.64  
 Games..... 143  
 Complete Games..... 4  
 Shutouts..... 13  
 Saves..... 41  
 Innings..... 1,237.0  
 Hits..... 1,191  
 Runs..... 582  
 Earned Runs..... 500  
 Home Runs..... 87  
 Walks..... 495  
 Strikeouts..... 1,086  
 Hit Batters..... 63  
 Wild Pitches..... 58  
 Balks..... 11

**2007**

ERA..... 3.65  
 Games..... 141  
 Complete Games..... 2  
 Shutouts..... 13  
 Saves..... 32  
 Innings..... 1,229  
 Hits..... 1,193  
 Runs..... 554  
 Earned Runs..... 498  
 Home Runs..... 95  
 Walks..... 504  
 Strikeouts..... 980  
 Hit Batters..... 53  
 Wild Pitches..... 46  
 Balks..... 9

**2011**

ERA..... 3.33  
 Games..... 143  
 Complete Games..... 2  
 Shutouts..... 11  
 Saves..... 41  
 Innings..... 1,263.2  
 Hits..... 1,160  
 Runs..... 541  
 Earned Runs..... 468  
 Home Runs..... 106  
 Walks..... 505  
 Strikeouts..... 1,223  
 Hit Batters..... 48  
 Wild Pitches..... 55  
 Balks..... 5

**2015**

ERA..... 3.18  
 Games..... 144  
 Complete Games..... 2  
 Shutouts..... 13  
 Saves..... 44  
 Innings..... 1,272.0  
 Hits..... 1,150  
 Runs..... 511  
 Earned Runs..... 450  
 Home Runs..... 77  
 Walks..... 469  
 Strikeouts..... 982  
 Hit Batters..... 44  
 Wild Pitches..... 39  
 Balks..... 4

**2004**

ERA..... 3.70  
 Games..... 141  
 Complete Games..... 3  
 Shutouts..... 10  
 Saves..... 45  
 Innings..... 1,190.0  
 Hits..... 1,164  
 Runs..... 543  
 Earned Runs..... 489  
 Home Runs..... 94  
 Walks..... 445  
 Strikeouts..... 976  
 Hit Batters..... 64  
 Wild Pitches..... 42  
 Balks..... 12

**2008**

ERA..... 4.63  
 Games..... 141  
 Complete Games..... 1  
 Shutouts..... 10  
 Saves..... 32  
 Innings..... 1,232.1  
 Hits..... 1,294  
 Runs..... 672  
 Earned Runs..... 597  
 Home Runs..... 90  
 Walks..... 567  
 Strikeouts..... 1,054  
 Hit Batters..... 58  
 Wild Pitches..... 79  
 Balks..... 15

**2012**

ERA..... 4.41  
 Games..... 144  
 Complete Games..... 5  
 Shutouts..... 9  
 Saves..... 29  
 Innings..... 1,251.2  
 Hits..... 1,330  
 Runs..... 707  
 Earned Runs..... 614  
 Home Runs..... 103  
 Walks..... 557  
 Strikeouts..... 1,044  
 Hit Batters..... 48  
 Wild Pitches..... 54  
 Balks..... 4

**2016**

ERA..... 4.05  
 Games..... 143  
 Complete Games..... 5  
 Shutouts..... 10  
 Saves..... 31  
 Innings..... 1,253.2  
 Hits..... 1,267  
 Runs..... 626  
 Earned Runs..... 564  
 Home Runs..... 92  
 Walks..... 588  
 Strikeouts..... 1,073  
 Hit Batters..... 52  
 Wild Pitches..... 85  
 Balks..... 4

**YEAR-BY-YEAR TEAM FIELDING STATS**

**1966**

Putouts..... 3,833  
 Assists..... 1,423  
 Errors..... 145  
 Passed Balls..... 19  
 Double Plays..... 107  
 Fielding Percent..... .973

**1969**

Putouts..... 3,431  
 Assists..... 1,422  
 Errors..... 172  
 Passed Balls..... 13  
 Double Plays..... 137  
 Fielding Percent..... .965

**1972**

Putouts..... 3,454  
 Assists..... 1,378  
 Errors..... 141  
 Passed Balls..... 9  
 Double Plays..... 125  
 Fielding Percent..... .972

**1975**

Putouts..... 3,388  
 Assists..... 1,267  
 Errors..... 157  
 Passed Balls..... 16  
 Double Plays..... 113  
 Fielding Percent..... .967

**1978**

Putouts..... 3,558  
 Assists..... 1,468  
 Errors..... 117  
 Passed Balls..... 4  
 Double Plays..... 135  
 Fielding Percent..... .977

**1967**

Putouts..... 3,673  
 Assists..... 1,440  
 Errors..... 121  
 Passed Balls..... 24  
 Double Plays..... 109  
 Fielding Percent..... .976

**1970**

Putouts..... 3,573  
 Assists..... 1,389  
 Errors..... 152  
 Passed Balls..... 11  
 Double Plays..... 131  
 Fielding Percent..... .978

**1973**

Putouts..... 3,531  
 Assists..... 1,413  
 Errors..... 153  
 Passed Balls..... 16  
 Double Plays..... 130  
 Fielding Percent..... .970

**1976**

Putouts..... 3,558  
 Assists..... 1,586  
 Errors..... 154  
 Passed Balls..... 15  
 Double Plays..... 155  
 Fielding Percent..... .971

**1979**

Putouts..... 3,605  
 Assists..... 1,519  
 Errors..... 144  
 Passed Balls..... 18  
 Double Plays..... 115  
 Fielding Percent..... .973

**1968**

Putouts..... 3,762  
 Assists..... 1,404  
 Errors..... 184  
 Passed Balls..... 17  
 Double Plays..... 120  
 Fielding Percent..... .975

**1971**

Putouts..... 3,569  
 Assists..... 1,404  
 Errors..... 169  
 Passed Balls..... 11  
 Double Plays..... 128  
 Fielding Percent..... .967

**1974**

Putouts..... 3,489  
 Assists..... 1,393  
 Errors..... 120  
 Passed Balls..... 17  
 Double Plays..... 112  
 Fielding Percent..... .976

**1977**

Putouts..... 3,593  
 Assists..... 1,545  
 Errors..... 145  
 Passed Balls..... 18  
 Double Plays..... 126  
 Fielding Percent..... .973

**1980**

Putouts..... 3,585  
 Assists..... 1,593  
 Errors..... 154  
 Passed Balls..... 8  
 Double Plays..... 117  
 Fielding Percent..... .971



|                            |
|----------------------------|
| <b>1981</b>                |
| Putouts..... 3,602         |
| Assists..... 1,503         |
| Errors..... 157            |
| Passed Balls..... 11       |
| Double Plays..... 125      |
| Fielding Percent..... .970 |

|                            |
|----------------------------|
| <b>1982</b>                |
| Putouts..... 3,596         |
| Assists..... 1,438         |
| Errors..... 138            |
| Passed Balls..... 14       |
| Double Plays..... 134      |
| Fielding Percent..... .973 |

|                            |
|----------------------------|
| <b>1983</b>                |
| Putouts..... 3,530         |
| Assists..... 1,407         |
| Errors..... 123            |
| Passed Balls..... 7        |
| Double Plays..... 123      |
| Fielding Percent..... .976 |

|                            |
|----------------------------|
| <b>1984</b>                |
| Putouts..... 3,514         |
| Assists..... 1,470         |
| Errors..... 138            |
| Passed Balls..... 9        |
| Double Plays..... 143      |
| Fielding Percent..... .973 |

|                            |
|----------------------------|
| <b>1985</b>                |
| Putouts..... 3,673         |
| Assists..... 1,567         |
| Errors..... 147            |
| Passed Balls..... 8        |
| Double Plays..... 142      |
| Fielding Percent..... .973 |

|                            |
|----------------------------|
| <b>1986</b>                |
| Putouts..... 3,559         |
| Assists..... 1,381         |
| Errors..... 130            |
| Passed Balls..... 12       |
| Double Plays..... 125      |
| Fielding Percent..... .974 |

|                            |
|----------------------------|
| <b>1987</b>                |
| Putouts..... 3,597         |
| Assists..... 1,541         |
| Errors..... 134            |
| Passed Balls..... 11       |
| Double Plays..... 128      |
| Fielding Percent..... .975 |

|                            |
|----------------------------|
| <b>1988</b>                |
| Putouts..... 3,583         |
| Assists..... 1,289         |
| Errors..... 126            |
| Passed Balls..... 12       |
| Double Plays..... 106      |
| Fielding Percent..... .975 |

|                            |
|----------------------------|
| <b>1989</b>                |
| Putouts..... 3,733         |
| Assists..... 1,461         |
| Errors..... 136            |
| Passed Balls..... 15       |
| Double Plays..... 142      |
| Fielding Percent..... .974 |

|                            |
|----------------------------|
| <b>1990</b>                |
| Putouts..... 3,725         |
| Assists..... 1,556         |
| Errors..... 139            |
| Passed Balls..... 21       |
| Double Plays..... 130      |
| Fielding Percent..... .974 |

|                            |
|----------------------------|
| <b>1991</b>                |
| Putouts..... 3,831         |
| Assists..... 1,570         |
| Errors..... 128            |
| Passed Balls..... 11       |
| Double Plays..... 161      |
| Fielding Percent..... .976 |

|                            |
|----------------------------|
| <b>1992</b>                |
| Putouts..... 3,738         |
| Assists..... 1,507         |
| Errors..... 179            |
| Passed Balls..... 9        |
| Double Plays..... 141      |
| Fielding Percent..... .966 |

|                            |
|----------------------------|
| <b>1993</b>                |
| Putouts..... 3,706         |
| Assists..... 1,515         |
| Errors..... 164            |
| Passed Balls..... 25       |
| Double Plays..... 133      |
| Fielding Percent..... .970 |

|                            |
|----------------------------|
| <b>1994</b>                |
| Putouts..... 3,821         |
| Assists..... 1,539         |
| Errors..... 141            |
| Passed Balls..... 8        |
| Double Plays..... 144      |
| Fielding Percent..... .974 |

|                            |
|----------------------------|
| <b>1995</b>                |
| Putouts..... 3,743         |
| Assists..... 1,549         |
| Errors..... 134            |
| Passed Balls..... 10       |
| Double Plays..... 122      |
| Fielding Percent..... .975 |

|                            |
|----------------------------|
| <b>1996</b>                |
| Putouts..... 3,587         |
| Assists..... 1,301         |
| Errors..... 157            |
| Passed Balls..... 15       |
| Double Plays..... 113      |
| Fielding Percent..... .969 |

|                            |
|----------------------------|
| <b>1997</b>                |
| Putouts..... 3,702         |
| Assists..... 1,509         |
| Errors..... 138            |
| Passed Balls..... 9        |
| Double Plays..... 138      |
| Fielding Percent..... .974 |

|                            |
|----------------------------|
| <b>1998</b>                |
| Putouts..... 3,741         |
| Assists..... 1,449         |
| Errors..... 141            |
| Passed Balls..... 10       |
| Double Plays..... 139      |
| Fielding Percent..... .974 |

|                            |
|----------------------------|
| <b>1999</b>                |
| Putouts..... 3,696         |
| Assists..... 1,322         |
| Errors..... 106            |
| Passed Balls..... 16       |
| Double Plays..... 116      |
| Fielding Percent..... .979 |

|                            |
|----------------------------|
| <b>2000</b>                |
| Putouts..... 3,726         |
| Assists..... 1,459         |
| Errors..... 133            |
| Passed Balls..... 8        |
| Double Plays..... 154      |
| Fielding Percent..... .976 |

|                            |
|----------------------------|
| <b>2001</b>                |
| Putouts..... 3,825         |
| Assists..... 1,442         |
| Errors..... 105            |
| Passed Balls..... 9        |
| Double Plays..... 115      |
| Fielding Percent..... .980 |

|                            |
|----------------------------|
| <b>2002</b>                |
| Putouts..... 3,725         |
| Assists..... 1,462         |
| Errors..... 130            |
| Passed Balls..... 15       |
| Double Plays..... 128      |
| Fielding Percent..... .976 |

|                            |
|----------------------------|
| <b>2003</b>                |
| Putouts..... 3,711         |
| Assists..... 1,355         |
| Errors..... 138            |
| Passed Balls..... 11       |
| Double Plays..... 137      |
| Fielding Percent..... .973 |

|                            |
|----------------------------|
| <b>2004</b>                |
| Putouts..... 3,597         |
| Assists..... 1,342         |
| Errors..... 97             |
| Passed Balls..... 16       |
| Double Plays..... 134      |
| Fielding Percent..... .981 |

|                            |
|----------------------------|
| <b>2005</b>                |
| Putouts..... 3,764         |
| Assists..... 1,436         |
| Errors..... 130            |
| Passed Balls..... 9        |
| Double Plays..... 136      |
| Fielding Percent..... .976 |

|                            |
|----------------------------|
| <b>2006</b>                |
| Putouts..... 3,766         |
| Assists..... 1,450         |
| Errors..... 112            |
| Passed Balls..... 22       |
| Double Plays..... 115      |
| Fielding Percent..... .979 |

|                            |
|----------------------------|
| <b>2007</b>                |
| Putouts..... 3,687         |
| Assists..... 1,355         |
| Errors..... 100            |
| Passed Balls..... 15       |
| Double Plays..... 138      |
| Fielding Percent..... .981 |

|                            |
|----------------------------|
| <b>2008</b>                |
| Putouts..... 3,679         |
| Assists..... 1,377         |
| Errors..... 123            |
| Passed Balls..... 23       |
| Double Plays..... 130      |
| Fielding Percent..... .976 |

|                            |
|----------------------------|
| <b>2009</b>                |
| Putouts..... 3,810         |
| Assists..... 1,392         |
| Errors..... 132            |
| Passed Balls..... 15       |
| Double Plays..... 123      |
| Fielding Percent..... .975 |

|                            |
|----------------------------|
| <b>2010</b>                |
| Putouts..... 3,679         |
| Assists..... 1,377         |
| Errors..... 123            |
| Passed Balls..... 23       |
| Double Plays..... 130      |
| Fielding Percent..... .976 |

|                            |
|----------------------------|
| <b>2011</b>                |
| Putouts..... 3,791         |
| Assists..... 1,257         |
| Errors..... 129            |
| Passed Balls..... 16       |
| Double Plays..... 112      |
| Fielding Percent..... .975 |

|                            |
|----------------------------|
| <b>2012</b>                |
| Putouts..... 3,755         |
| Assists..... 1,359         |
| Errors..... 135            |
| Passed Balls..... 19       |
| Double Plays..... 139      |
| Fielding Percent..... .974 |

|                            |
|----------------------------|
| <b>2013</b>                |
| Putouts..... 3,743         |
| Assists..... 1,500         |
| Errors..... 136            |
| Passed Balls..... 20       |
| Double Plays..... 137      |
| Fielding Percent..... .975 |

|                            |
|----------------------------|
| <b>2014</b>                |
| Putouts..... 3,698         |
| Assists..... 1,319         |
| Errors..... 110            |
| Passed Balls..... 19       |
| Double Plays..... 148      |
| Fielding Percent..... .979 |

|                            |
|----------------------------|
| <b>2015</b>                |
| Putouts..... 3,816         |
| Assists..... 1,485         |
| Errors..... 115            |
| Passed Balls..... 9        |
| Double Plays..... 152      |
| Fielding Percent..... .979 |

|                            |
|----------------------------|
| <b>2016</b>                |
| Putouts..... 3,761         |
| Assists..... 1,465         |
| Errors..... 102            |
| Passed Balls..... 20       |
| Double Plays..... 160      |
| Fielding Percent..... .981 |

|                            |
|----------------------------|
| <b>2017</b>                |
| Putouts..... 3,694         |
| Assists..... 1,208         |
| Errors..... 102            |
| Passed Balls..... 7        |
| Double Plays..... 107      |
| Fielding Percent..... .980 |

|                            |
|----------------------------|
| <b>2018</b>                |
| Putouts..... 3,587         |
| Assists..... 1,280         |
| Errors..... 94             |
| Passed Balls..... 14       |
| Double Plays..... 130      |
| Fielding Percent..... .981 |

## OPENING DAY LINEUPS

### April 22, 1966

|                          |
|--------------------------|
| Amado Samuel..... RF     |
| Ethan Blackaby..... RF   |
| Bill Cowan..... CF       |
| Jim Beauchamp..... 1B    |
| Tommie Aaron..... LF     |
| Billy Southworth..... 3B |
| Marv Breeding..... 2B    |
| Ed Sadowski..... C       |
| Dick Kelley..... P       |
| L 3-2 vs. Rochester      |

### April 20, 1968

|                          |
|--------------------------|
| Gil Garrido..... SS      |
| Santiago Rosario..... LF |
| Chuck Harrison..... 1B   |
| Adrian Garrett..... 3B   |
| Dave Nicholson..... RF   |
| Jesse Gonder..... C      |
| Cito Gaston..... CF      |
| Al Cambero..... 2B       |
| Larry Maxie..... P       |
| L 2-1 vs. Rochester      |

### April 17, 1970

|                           |
|---------------------------|
| Dusty Baker..... RF       |
| Oscar Brown..... CF       |
| Darrell Evans..... 3B     |
| Jim Breazeale..... 1B     |
| Shaun Fitzmaurice..... LF |
| Jack Crist..... 2B        |
| Buddy Booker..... C       |
| Frank Obregon..... SS     |
| Julio Navarro..... P      |
| L 2-1 vs. Toledo          |

### April 14, 1972

|                           |
|---------------------------|
| Guy Rose..... CF          |
| Luis Alcaraz..... 2B      |
| Tommie Aaron..... 3B      |
| Rich Joseph..... 1B       |
| Rich Barry..... RF        |
| Shaun Fitzmaurice..... LF |
| Bob Didier..... C         |
| Leo Foster..... SS        |
| Rick Kester..... P        |
| L 5-4 vs. Toledo (10.)    |

### April 19, 1974

|                         |
|-------------------------|
| Bob Beall..... 1B       |
| Oscar Brown..... CF     |
| John Fuller..... LF     |
| Wayne Nordhagen..... RF |
| Jim Breazeale..... C    |
| Larvell Blanks..... 3B  |
| Rod Gilbreath..... 2B   |
| Sonny Jackson..... SS   |
| Max Leon..... P         |
| W 4-3 vs. Syracuse (10) |

### April 27, 1967

|                        |
|------------------------|
| Angel Hermoso..... 2B  |
| Mike Lum..... RF       |
| Vince Ferguson..... CF |
| Dave Nicholson..... LF |
| George Kopacz..... 1B  |
| Ed Pacheco..... SS     |
| Marv Breeding..... 3B  |
| John Hoffman..... C    |
| Ed Rakow..... P        |
| W 9-5 vs. Syracuse     |

### April 20, 1969

|                        |
|------------------------|
| Oscar Brown..... CF    |
| Frank Obregon..... SS  |
| Mike Page..... RF      |
| Mike de la Hoz..... 3B |
| Hal Breeden..... 1B    |
| Jack Damaska..... 2B   |
| Dave Adlesh..... C     |
| Adrian Garrett..... LF |
| Paul Doyle..... P      |
| L 4-2 vs. Syracuse     |

### April 17, 1971

|                       |
|-----------------------|
| Guy Rose..... CF      |
| Oscar Brown..... RF   |
| Tommie Aaron..... 3B  |
| Darrell Evans..... LF |
| Jim Breazeale..... 1B |
| Van Kelly..... 2B     |
| Fred Velazquez..... C |
| Leo Foster..... SS    |
| Gary Neibauer..... P  |
| W 5-3 vs. Toledo      |

### April 13, 1973

|                           |
|---------------------------|
| Chico Ruiz..... 2B        |
| Rowland Office..... CF    |
| Andre Thornton..... 3B    |
| Jack Pierce..... 1B       |
| Shaun Fitzmaurice..... RF |
| John Fuller..... DH       |
| Guy Rose..... LF          |
| Leo Foster..... SS        |
| Bob Didier..... C         |
| Max Leon..... P           |
| L 6-3 vs. Pawtucket       |

### April 11, 1975

|                          |
|--------------------------|
| Bob Beall..... RF        |
| Wayne Nordhagen..... LF  |
| Reggie Sanders..... 1B   |
| Brian Asselstine..... CF |
| Jim Breazeale..... C     |
| Junior Moore..... 3B     |
| Jeff Geach..... 2B       |
| Dale Soderholm..... SS   |
| Domingo Figueroa..... P  |
| L 13-2 vs. Syracuse      |

**April 16, 1976**

Bob Beall ..... 1B  
 Brian Asseltine ..... CF  
 Junior Moore ..... RF  
 Reggie Sanders ..... DH  
 Joe Nolan ..... C  
 Jeff Geach ..... 3B  
 Chico Ruiz ..... 2B  
 Jimmy Collins ..... LF  
 Pat Rockett ..... SS  
 Frank LaCorte ..... P

**W 17-1 vs. Syracuse****April 15, 1977**

Bob Beall ..... 1B  
 Chico Ruiz ..... 2B  
 Jimmy Collins ..... RF  
 Jeff Geach ..... DH  
 Jim Breazeale ..... LF  
 Dale Murphy ..... C  
 Barry Bonnell ..... CF  
 Jerry Maddox ..... 3B  
 Rob Belloir ..... SS  
 Al Autry ..... P  
 L 5-1 vs. Toledo

**April 14, 1978**

Eddie Miller ..... CF  
 Rob Belloir ..... SS  
 Mike Macha ..... DH  
 Larry Whisenton ..... LF  
 Jerry Maddox ..... 3B  
 Glenn Hubbard ..... 2B  
 Hank Small ..... 1B  
 Bruce Benedict ..... C  
 Jim Arline ..... RF  
 Larry McWilliams ..... P  
**W 32 vs. Rochester**

**April 11, 1979**

Eddie Miller ..... CF  
 Chico Ruiz ..... 2B  
 Larry Whisenton ..... LF  
 Hank Small ..... 1B  
 Terry Harper ..... RF  
 Jerry Maddox ..... 3B  
 Jim Arline ..... DH  
 Larry Owen ..... C  
 Pat Rockett ..... SS  
 Tony Brizzolara ..... P  
 L 3-2 vs. Toledo (11 in.)

**April 16, 1980**

Jim Wessinger ..... 3B  
 Glenn Hubbard ..... 2B  
 Larry Whisenton ..... RF  
 Jerry Keller ..... DH  
 Terry Harper ..... CF  
 Ken Smith ..... 1B  
 Rufino Linares ..... LF  
 Bruce Benedict ..... C  
 Rafael Ramirez ..... SS  
 Tony Brizzolara ..... P  
 L 6-0 vs. Toledo

**April 10, 1981**

Brett Butler ..... CF  
 Matt Sinatro ..... C  
 Larry Whisenton ..... LF  
 Jerry Keller ..... DH  
 Ken Smith ..... 1B  
 Craig Landis ..... RF  
 Steve Hammond ..... 3B  
 Paul Runge ..... SS  
 Alex Smith ..... 3B  
 Chico Ruiz ..... 2B  
 Larry McWilliams ..... P  
 L 10-4 @ Toledo

**April 13, 1982**

Albert Hall ..... CF  
 Paul Runge ..... 2B  
 Gerald Perry ..... 1B  
 Terry Harper ..... RF  
 Bob Porter ..... DH  
 Leo Vargas ..... LF  
 Mike Colbern ..... C  
 Paul Zuvella ..... SS  
 Brook Jacoby ..... 3B  
 Ken Dayley ..... P  
 L 4-2 @ Columbus

**April 12, 1983**

Albert Hall ..... CF  
 Gerald Perry ..... 1B  
 Brad Kominski ..... LF  
 Larry Whisenton ..... RF  
 Brook Jacoby ..... 3B  
 Leo Vargas ..... DH  
 Paul Runge ..... 2B  
 Matt Sinatro ..... C  
 Paul Zuvella ..... SS  
 Bob Walk ..... P  
 L 10-4 vs. Toledo

**April 10, 1984**

Milt Thompson ..... CF  
 Tom Hayes ..... 3B  
 Larry Whisenton ..... DH  
 Brad Kominski ..... LF  
 Rufino Linares ..... RF  
 Ken Smith ..... 1B  
 Paul Zuvella ..... SS  
 Roger LaFrancois ..... C  
 Chico Ruiz ..... 2B  
 Tony Brizzolara ..... P  
 L 10-0 @ Columbus

**April 11, 1985**

Milt Thompson ..... CF  
 Randy Johnson ..... 3B  
 Doc Estes ..... 1B  
 Miguel Sosa ..... 2B  
 Gene Roof ..... LF  
 Lee Graham ..... RF  
 Glenn Gulliver ..... DH  
 Carlos Rios ..... SS  
 Larry Owen ..... C  
 Steve Shields ..... P  
 L 9-1 @ Syracuse

**April 11, 1986**

Albert Hall ..... CF  
 Paul Zuvella ..... SS  
 Gerald Perry ..... 1B  
 Brad Kominski ..... 3B  
 Doc Estes ..... LF  
 Paul Runge ..... 2B  
 John Rabb ..... DH  
 Lee Graham ..... RF  
 Larry Owen ..... C  
 Steve Shields ..... P  
**W 12-2 vs. Rochester**

**April 10, 1987**

Kelly Heath ..... LF  
 Paul Runge ..... 3B  
 Darryl Motley ..... CF  
 Dave Griffin ..... 1B  
 John Rabb ..... DH  
 Mike Brown ..... RF  
 Mike Fischlin ..... SS  
 Stan Cilburn ..... C  
 Jeff Blauser ..... 2B  
 Cliff Speck ..... P  
 L 14-7 vs. Syracuse

**April 7, 1988**

Greg Tubbs ..... CF  
 Jeff Blauser ..... SS  
 Jeff Wetherby ..... LF  
 Ron Gant ..... 2B  
 Lonnie Smith ..... DH  
 Dave Justice ..... RF  
 Dave Griffin ..... 1B  
 Alex Smith ..... 3B  
 John Mizeroch ..... C  
 Larry Clary ..... P  
 L 5-3 vs. Pawtucket

**April 5, 1989**

Barry Jones ..... LF  
 Chris Shaddy ..... SS  
 Mark Lemke ..... 2B  
 German Rivera ..... 3B  
 Ed Whited ..... DH  
 Dave Justice ..... RF  
 Drew Denson ..... 1B  
 Terry Blocker ..... CF  
 John Mizeroch ..... C  
 Marty Clary ..... P  
**W 3-1 @ Columbus**

**April 7, 1990**

Greg Tubbs ..... LF  
 Tommy Hinz ..... 2B  
 Ed Whited ..... 3B  
 Geronimo Berroa ..... RF  
 Francisco Cabrera ..... 1B  
 Brian Hunter ..... DH  
 Greg Olson ..... C  
 Dennis Hood ..... CF  
 Ken Dowell ..... SS  
 Rusty Richards ..... P  
 L 4-3 vs. Columbus

**April 10, 1991**

Rico Rossy ..... SS  
 John Alva ..... 2B  
 Mike Bell ..... 1B  
 Brian Hunter ..... LF  
 Tracy Woodson ..... 3B  
 Andy Tomberlin ..... CF  
 Glenn Wilson ..... DH  
 Kelly Mann ..... C  
 Mike Loggins ..... RF  
 Randy Kramer ..... P  
 L 5-3 @ Columbus

**April 9, 1992**

Bobby Moore ..... RF  
 Sean Ross ..... CF  
 Jeff Manto ..... 3B  
 Boi Rodriguez ..... DH  
 Francisco Cabrera ..... C  
 Ryan Klesko ..... 1B  
 Keith Mitchell ..... LF  
 Vinny Castilla ..... SS  
 Keith Smith ..... 2B  
 Armando Reynoso ..... P  
**W 10-1 vs. Columbus**

**April 8, 1993**

Ramon Caraballo ..... 2B  
 Tony Tarasco ..... RF  
 Chipper Jones ..... SS  
 Ryan Klesko ..... 1B  
 Melvin Nieves ..... LF  
 Javy Lopez ..... C  
 Mike Kelly ..... CF  
 Jose Olmeda ..... 3B  
 Mike Birkbeck ..... P  
**W 9-0 @ Scranton/WB**

**April 7, 1994**

Jarvis Brown ..... CF  
 Mike Mordca ..... SS  
 Beau Alford ..... RF  
 Jose Oliva ..... 3B  
 Luis Lopez ..... 1B  
 Troy Hughes ..... LF  
 Eddie Perez ..... 2B  
 Ramon Caraballo ..... DH  
 Jose Olmeda ..... 2B  
 Mike Birkbeck ..... P  
**W 7-1 vs. Toledo**

**April 6, 1995**

Kevin O'Connor ..... LF  
 Jose Olmeda ..... 2B  
 Jose Munoz ..... 3B  
 Darren Reed ..... RF  
 Mike Twardoski ..... 1B  
 Francisco Cabrera ..... DH  
 John Orton ..... C  
 Bobby Moore ..... CF  
 Ed Giovanola ..... SS  
 Rod Nichols ..... P  
**W 7-0 @ Columbus**

**April 5, 1996**

Damon Hollins ..... CF  
 Tony Graffanino ..... 2B  
 Robert Smith ..... 3B  
 Jermaine Dye ..... RF  
 Omar Garcia ..... 1B  
 Aldo Pecorilli ..... DH  
 Bobby Moore ..... LF  
 Pablo Martinez ..... SS  
 Joe Ayrault ..... C  
 Brad Woodall ..... P  
 L 4-1 vs. Columbus

**April 3, 1997**

Marty Malloy ..... 2B  
 Ed Giovanola ..... SS  
 Damon Hollins ..... CF  
 Tommy Gregg ..... RF  
 Randall Simon ..... 1B  
 Wes Helms ..... 3B  
 Brad Tyler ..... LF  
 Fausto Tejero ..... C  
 Brad Woodall ..... P  
 L 9-5 @ Scranton/WB

**April 9, 1998**

Mike Warner ..... CF  
 Marty Malloy ..... 2B  
 Damon Hollins ..... RF  
 Randall Simon ..... 1B  
 Gene Schall ..... LF  
 Wes Helms ..... 3B  
 Ray Holbert ..... SS  
 Fausto Tejero ..... C  
 Paul Byrd ..... P  
 L 7-3 vs. Charlotte

**April 8, 1999**

Lonell Roberts ..... CF  
 Bryan Pena ..... 3B  
 Brad Tyler ..... DH  
 Gene Schall ..... 1B  
 George Lombard ..... 2B  
 Steve Sisco ..... LF  
 Gabe Whately ..... RF  
 Mark DeRosa ..... SS  
 Pascual Matos ..... C  
 Micah Bowie ..... P  
 L 2-1 @ Durham

**April 6, 2000**

George Lombard ..... LF  
 Steve Sisco ..... 2B  
 Tim Unroe ..... RF  
 Brian Hunter ..... 1B  
 Wes Helms ..... 3B  
 Mark DeRosa ..... SS  
 Tyrone Pendergrass ..... CF  
 Pascual Matos ..... C  
 Don Wengert ..... P  
 L 5-2 vs. Indianapolis

**April 5, 2001**

Pedro Swann ..... LF  
 Mark DeRosa ..... SS  
 Mike Robertson ..... RF  
 Chan Perry ..... 1B  
 Howard Battle ..... DH  
 Marcus Giles ..... 2B  
 Jesse Levis ..... C  
 Jesse Garcia ..... 3B  
 Michael Carter ..... CF  
 Damian Moss ..... P  
 L 1-0 @ Durham

**April 4, 2002**

Damon Hollins ..... CF  
 Ramon Castro ..... SS  
 Matt Franco ..... DH  
 Ozzie Timmons ..... RF  
 Tim Unroe ..... 1B  
 Travis Wilson ..... LF  
 Mike HESSMAN ..... 3B  
 Steve Torrealba ..... C  
 Chris Petersen ..... 2B  
 Doug Linton ..... P  
**W 5-3 vs. Durham**

**April 3, 2003**

Donzell McDonald ..... CF  
 Jesse Garcia ..... SS  
 Wilson Betemit ..... 3B  
 Mike HESSMAN ..... 1B  
 Johnny Estrada ..... C  
 Travis Wilson ..... DH  
 Damon Hollins ..... RF  
 Nick Green ..... 2B  
 Stubby Clapp ..... LF  
 Ryan Glynn ..... P  
 L 7-6 @ Charlotte

**April 8, 2004**

Ryan Langerhans ..... CF  
 Jorge Velandia ..... SS  
 Ryan Jackson ..... 1B  
 Damon Hollins ..... RF  
 Wilson Betemit ..... 3B  
 Joe DePasino ..... C  
 Russ Branyan ..... LF  
 Nick Green ..... 2B  
 Travis Smith ..... P  
**W 2-0 vs. Louisville**

**April 8, 2005**

Esix Snead ..... CF  
 Jason Bourgeois ..... 2B  
 John Barnes ..... RF  
 James Jurries ..... DH  
 Andy Marte ..... 3B  
 Carlos Mendez ..... 1B  
 Bill McCarthy ..... LF  
 Braynan Pena ..... C  
 Tony Pena ..... SS  
 Kyle Davies ..... P  
**W 5-4 @ Buffalo**

**April 6, 2006**

Caesar Crespo ..... CF  
 Bryan Pena ..... C  
 James Jurries ..... 2B  
 Bill McCarthy ..... LF  
 Scott Thorman ..... DH  
 David Kelton ..... RF  
 Wes Timmons ..... 3B  
 Jonathan Schuerholz ..... 2B  
 Tony Pena ..... SS  
 Anthony Lerew ..... P  
**W 5-4 @ Buffalo**

**April 9, 2007**

Willie Harris ..... LF  
 Yonel Escobar ..... 2B  
 Marlin Prado ..... SS  
 Doug Clark ..... DH  
 T.J. Bohn ..... RF  
 Barbaro Canizares ..... 1B  
 Corky Miller ..... 3B  
 Gregor Blanco ..... CF  
 Wes Timmons ..... 3B  
 Buddy Carlyle ..... P  
 L 8-5 @ Scranton/WB

**April 3, 2008**

Josh Anderson ..... CF  
 Brent Lillibridge ..... SS  
 Brandon Jones ..... LF  
 Barbaro Canizares ..... DH  
 Joe Borchard ..... RF  
 Scott Thorman ..... 1B  
 J.C. Holt ..... 2B  
 Clint Sammons ..... C  
 Wes Timmons ..... 3B  
 Buddy Carlyle ..... P  
 L 9-5 vs. Rochester

**April 9, 2009**

Gregor Blanco ..... CF  
 Diory Hernandez ..... SS  
 Brandon Jones ..... LF  
 Barbaro Canizares ..... 1B  
 Brooks Conrad ..... 2B  
 Joe Borchard ..... DH  
 Van Pope ..... DH  
 J.C. Boscan ..... C  
 Reid Gorecki ..... RF  
 Tommy Hanson ..... P  
**W 9-1 @ Charlotte**

**April 8, 2010**

Gregor Blanco ..... CF  
 Matt Young ..... LF  
 Joe Thurston ..... 2B  
 Barbaro Canizares ..... DH  
 Freddie Freeman ..... 1B  
 Brent Cleven ..... RF  
 Brandon Hicks ..... SS  
 Clint Sammons ..... C  
 Wes Timmons ..... 3B  
 James Parr ..... SP  
**W 8-6 vs. Charlotte**

**April 7, 2011**

Jordan Schafer ..... CF  
 Jose Constanza ..... LF  
 Willie Cabrera ..... RF  
 Ed Lucas ..... SS  
 Dion Hernandez ..... 2B  
 Joe Mather ..... 1B  
 Mauro Gomez ..... DH  
 Shawn Bowman ..... 3B  
 Wilkin Castillo ..... C  
 Rodrigo Lopez ..... SP

W 2-1 vs. Durham

**April 5, 2013**

Jose Constanza ..... LF  
 Tyler Pastornicky ..... SS  
 Joey Terdoslavich ..... RF  
 Ernesto Mejia ..... 1B  
 Blake DeWitt ..... 2B  
 Todd Cunningham ..... CF  
 Joe Leonard ..... DH  
 Jordan Parraz ..... DH  
 Matt Pagnozzi ..... C  
 Sean Gilmarin ..... SP

W 5-4 vs. Charlotte

**April 6, 2015**

Todd Cunningham ..... CF  
 Jose Peraza ..... 2B  
 Eury Perez ..... RF  
 Pedro Ciriaco ..... 3B  
 Cedric Hunter ..... DH  
 Joe Benson ..... LF  
 Elmer Reyes ..... SS  
 Sean Kazmar Jr. .... 1B  
 Braeden Schlehuber ..... C  
 Mike Folynewicz ..... P  
 L 1-0 vs. Durham

**April 6, 2017**

Ozzie Albies ..... 2B  
 Johan Camargo ..... SS  
 Mel Rojas Jr. .... RF  
 Matt Tuiasosopo ..... 1B  
 Rio Ruiz ..... 3B  
 Adam Brett Walker ..... C  
 Blake Lalli ..... DH  
 Kyle Kubiliza ..... DH  
 Xavier Avery ..... CF  
 Aaron Blair ..... P  
 L 10-8 vs. Durham

**April 5, 2012**

Luis Durango ..... CF  
 Jordan Parraz ..... RF  
 Stefan Gartrell ..... LF  
 Ernesto Mejia ..... 1B  
 Joey Terdoslavich ..... 3B  
 Christian Marrero ..... DH  
 Josh Wilson ..... 2B  
 Greg Pascal ..... SS  
 J.C. Boinam ..... C  
 Todd Redmond ..... P  
 L 4-3 @ Durham (12 in.)

**April 3, 2014**

Jose Constanza ..... LF  
 Todd Cunningham ..... CF  
 Joey Terdoslavich ..... RF  
 Ernesto Mejia ..... 1B  
 Tommy La Stella ..... 2B  
 Edward Salcedo ..... 3B  
 Mark Hamilton ..... DH  
 Christian Bethancourt ..... C  
 Tyler Greene ..... SS  
 Gavin Floyd ..... P  
 L 7-6 @ Durham

**April 7, 2016**

Mallex Smith ..... CF  
 Daniel Castro ..... SS  
 Reid Brignac ..... 2B  
 Tyler Moore ..... DH  
 Matt Tuiasosopo ..... LF  
 Blake Lalli ..... 1B  
 Ryan Lavarnway ..... C  
 Rio Ruiz ..... 3B  
 Chase d'Arnaud ..... RF  
 Jhoulis Chacin ..... SP

W 2-0 @ Norfolk

**April 7, 2018**

Danny Santana ..... CF  
 Ronald Acuna Jr. .... LF  
 Jeff Decker ..... DH  
 Carlos Franco ..... RF  
 Dustin Peterson ..... 1B  
 Rio Ruiz ..... 3B  
 Sean Kazmar Jr. .... SS  
 Rob Brantly ..... C  
 Christian Colon ..... 2B  
 Mike Soroka ..... SP

W 3-1 @ Norfolk

**ALL-TIME RICHMOND/GWINNETT ROSTER**

**BOLD=National Baseball Hall of Famer**

**A**  
 Aardsma, David (15)  
 Aaron, Tommie (66-67, 71-72)  
 Abbott, Kurt (01)  
 Abreu, Juan (11)  
 Abreu, Winston (00)  
 Acker, Jim (81)  
 Acosta, Manny (06-09)  
 Acuna Jr., Ronald (17-18)  
 Adams, Lane (17-18)  
 Adlesh, Dave (69)  
 Aguilar, Ray (03-04)  
 Akins, Sidney (88)  
 Alba, Gibson (90-91)  
 Albers, Andrew (17)  
 Alberts, Butch (80)  
 Albies, Ozzie (16-17)  
 Alcarez, Luis (80)  
 Alexander, Roger (75, 77-79)  
 Alicea, Edwin (88-89)  
 Allard, Kolby (18)  
 Allen, Hank (71)  
 Alfred, Beau (94)  
 Almanza, Armando (04)  
 Almanzar, Carlos (06)  
 Almonte, Hector (05)  
 Alomar, Sandy (66)  
 Arnold, Derrick (08)  
 Alva, John (90-91)  
 Alvarez, Dario (16)  
 Alvarez, Jose (81-83, 86-88, 95)  
 Amaral, Rich (00)  
 Anderson, Josh (08, 10)  
 Anderson, Larry (79)  
 Angelini, Norm (76-77)  
 Arlich, Don (68-69)  
 Arline, Jim (78-79)  
 Armas, Tony (09)  
 Arnold, Derrick (07)  
 Arnold, Jamie (98)  
 Arrigo, Gerry (71)  
 Artega, Josh (05)  
 Asencio, Jairo (09, 11)  
 Asselstine, Brian (75-77, 79)  
 Atkins, Mitch (14)  
 Autry, Al (76-77)  
 Avery, Steve (90, 00)  
 Avian, Xavier (17-18)  
 Avilan, Luis (14)  
 Ayala, Erick (16)  
 Aybar, Willy (06)  
 Aybar, Willy (06)  
 Ayrault, Joe (96-97)

Barker, Brandon (15)  
 Barkett, Andy (00, 05)  
 Barnes, John (05)  
 Barrowski, Ed (68)  
 Barreda, Manny (17)  
 Barry, Kevin (04-07)  
 Barry, Rich (72)  
 Barton, Brian (09)  
 Basner, Ryan (05-08)  
 Bass, Jayson (99)  
 Bates, Del (67-68)  
 Batista, Miguel (12)  
 Battle, Howard (99, 01)  
 Bautista, Danny (97)  
 Bautista, Jose (18)  
 Beachy, Brandon (10-11, 13)  
 Beall, Bob (74-77, 79-80)  
 Beard, Dave (86)  
 Beard, Mike (71-73, 75-76)  
 Beasley, Raymond (98, 00-02)  
 Beato, Pedro (14)  
 Beauchamp, Jim (66-67)  
 Beauchamp, Kash (88-89)  
 Bechtold, George (69)  
 Beckham, Gordon (16)  
 Bedrosian, Steve (81)  
 Behenna, Rick (83)  
 Belisle, Matt (03)  
 Bell, Chad (18)  
 Bell, Mike (91)  
 Bell, Terry (88-89)  
 Belliard, Rafael (98)  
 Belvoir, Rob (75-78)  
 Beltre, Esteban (96)  
 Benbow, Lou (96)  
 Benedict, Bruce (78, 80)  
 Bennett, Jeff (07, 09)  
 Bennett, Paul (08)  
 Benson, Joe (15)  
 Bernard, Miguel (05)  
 Bernero, Adam (05)  
 Berroa, Geronimo (90)  
 Betemit, Wilson (02-04)  
 Bethancourt, Christian (14-15)  
 Biddle, Jesse (18)  
 Bigbie, Larry (07)  
 Birkbeck, Mike (93-94)  
 Bisenius, Joe (13)  
 Blackaby, Ethan (66)  
 Blair, Aaron (16-18)  
 Blair, Dirk (95)  
 Blanco, Gregor (06-07, 09-10)  
 Blanks, Larvell (73-74)  
 Blasingame, Wade (66)  
 Blauser, Jeff (87-88)  
 Bleafary, Curt (73)  
 Blocker, Terry (88-89)  
 Blockhorn, Glen (82)  
 Boever, Joe (87-88)  
 Boggs, Brandon (13-14)  
 Boggs, Mitchell (15)  
 Boggs, Tommy (78-79, 82-83)  
 Bohn, T.J. (07)  
 Bolivar, Luis (10)  
 Bong, Jung Keun (03)  
 Bonifacio, Emilio (16)

Bonnell, Barry (76-77)  
 Bookert, Buddy (69-70)  
 Borbon, Pedro (93-94, 98)  
 Borchard, Joe (08-09)  
 Boris, Paul (84)  
 Borowski, Joe (96-97)  
 Boscan, J.C. (02-05, 09-12)  
 Boscan, Wilfredo (16)  
 Bourgeois, Jason (05)  
 Bourjos, Peter (18)  
 Bowie, Micah (98)  
 Bowman, Ernie (66)  
 Bowman, Shawn (11)  
 Boyer, Blaine (07)  
 Bradford, Larry (77-79, 84)  
 Bradley, Jed (16)  
 Bragg, Darren (02)  
 Brantly, Rob (18)  
 Branyan, Russell (04)  
 Breazeale, Jim (70-71, 73-77)  
 Breedon, Hal (69-70)  
 Breeding, Marv (66-67)  
 Briggs, Anthony (98)  
 Bringham, Jake (15)  
 Brignac, Reid (16)  
 Britton, Jim A. (66-67)  
 Britton, Jimmy (71, 73)  
 Brizzolara, Tony (78-85)  
 Broadway, Michael (10)  
 Brock, Chris (95-97)  
 Brooks, Antone (99)  
 Brooks, Frank (05)  
 Brothers, Rex (17-18)  
 Brow, Scott (97)  
 Brower, Jim (05)  
 Brown, Jarvis (94)  
 Brown, Jeff (95)  
 Brown, Mike (87)  
 Brown, Oscar (69-72, 74)  
 Brownlie, Bobby (09)  
 Bruce, Bob (67)  
 Buchter, Ryan (12-14)  
 Buchter, Travis (98)  
 Bueno, Francisley (07-09)  
 Bullard, Jason (98)  
 Bullock, Billy (11-12)  
 Burawa, Danny (15-16)  
 Burgos, Enrique (17)  
 Burke, Chris (09)  
 Burlingame, Dennis (93)  
 Burnett, Sean (16)  
 Burrus, Josh (05)  
 Bush, Paul (06-07)  
 Butler, Adam (98-99)  
 Butler, Brett (81-82)  
 Byrd, Paul (97-98, 04)

Camp, Rick (76, 79)  
 Campbell, Dave (77)  
 Campillo, Jorge (08-09)  
 Canizares, Barroo (07-10)  
 Cann, Stu (72)  
 Cannizzaro, Chris (66)  
 Capellan, Jose (04)  
 Capra, Buzz (76)  
 Caraballo, Ramon (92-94)  
 Carden, Jay (68)  
 Carle, Shane (18)  
 Carlyle, Buddy (07-09, 12)  
 Carlyle, Kenny (97-98)  
 Carpenter, David (13-14)  
 Carpenter, David L. (15)  
 Carrasco, D.J. (12)  
 Carrera, Ezequiel (18)  
 Carrithers, Alden (13)  
 Carroll, Clay (67)  
 Carter, Chris (11)  
 Carter, Michael (01)  
 Cary, Chuck (87-88)  
 Casarotti, Rich (91)  
 Castiglione, Bob (68-70)  
 Castilla, Vinny (91-92)  
 Castillo, Frank (03)  
 Castillo, Tony (90-91)  
 Castillo, Wilkin (11)  
 Castro, Daniel (15-16)  
 Castro, Ramon (01-03)  
 Cather, Michael (97-99)  
 Cedeno, Juan (13)  
 Cepeda, Jose (00)  
 Cervenka, Hunter (15)  
 Chacin, Jhoulis (16)  
 Champron, Bill (76)  
 Chance, Bob (69)  
 Chapman, Jaye (11-12)  
 Chapman, Kevin (17)  
 Charlton, Norm (98)  
 Cheadle, Dave (74, 76)  
 Chen, Bruce (98-00)  
 Chiffer, Floyd (86-87)  
 Childers, Jason (05)  
 Childers, Matt (05)  
 Childers, Chip (87)  
 Christopher, Joe (66)  
 Cicerna, Joe (66, 68-69)  
 Ciriaco, Pedro (15)  
 Clapp, Stubby (03)  
 Clark, Dera (94)  
 Clark, Doug (07)  
 Clark, Terry (04)  
 Clary, Marty (85-89)  
 Clay, David (84-85)  
 Cleto, Maikel (16)  
 Clevlen, Brent (10)  
 Cliburn, Stan (87)  
 Click, Paul (73)  
 Cine, Ty (66)  
 Cloninger, Tony (72)  
 Clontz, Brad (94, 97)  
 Closter, Al (74-75)  
 Clouse, Corbin (18)  
 Coffman, Kevin (88, 92, 95)  
 Colbern, Mike (82)  
 Cole, Tim (82)  
 Collins, Alvin (09)  
 Collins, Don (76-79)  
 Collins, Jimmy (76-77)

Collmenter, Josh (17)  
 Colon, Christian (18)  
 Colon, Roman (04-05, 13)  
 Colyer, Steve (07)  
 Conrad, Brooks (09)  
 Constanza, Jose (11-14)  
 Corcoran, Tim (13)  
 Cordier, Erik (10-12)  
 Cormier, Lance (06-07)  
 Cormier, Rheel (07)  
 Cornely, John (15)  
 Cortes, Jody (98-99)  
 Cowan, Billy (66)  
 Cowley, Joe (81-83)  
**Cox, Bobby (67)**  
 Cox, Darron (96)  
 Crabbe, Bruce (90-91)  
 Crespo, Caesar (06)  
 Crist, Jack (68-71)  
 Cruz, Enrique (08)  
 Cruz, Rafael (09)  
 Cruz, Rhiner (17)  
 Cuevas, John (92)  
 Cullen, Jack (69-70)  
 Cumberland, Chris (01)  
 Cummings, Mike (75)  
 Cunnane, Will (03-04)  
 Cunniff, Brandon (15-16)  
 Cunningham, Todd (13-15)  
 Curry, Steve (81-82, 85-86)  
 Curtis, Daniel (04-06)  
 Czarnik, Chris (90)

**D**

D'Acquisto, John (82)  
 D'Allessandro, Sal (87)  
 d'Arnaud, Chase (16)  
 Damaska, Jack (69-71)  
 Davey, Mike (77-78)  
 Davidson, Ted (68)  
 Davies, Kyle (04-07)  
 Davis, John (91)  
 Davis, Trench (87)  
 Davis, Vic (66)  
 Dawley, Joe (99, 01-03)  
 Daykin, Ken (81-84)  
 De La Cruz, Joel (16-17)  
 de la Hoz, Mike (68-69)  
 Deak, Brian (92)  
 Dean, Kevin (89)  
 Decker, Jaff (18)  
 Dedmon, Jeff (83-85)  
 Dedrick, Jim (98)  
 Dehart, Casey (05)  
 Deitz, Tim (89)  
 Delgado, Randall (11-12)  
 DeLome, Collin (12)  
 Denison, Drew (89-90)  
 DePastino, Joe (04)  
 DeRosa, Mark (99-02)  
 DeSalvo, Matt (08)  
 Detmer, John (96)  
 Devine, Adrian (73-74)  
 Devine, Joey (05-07)  
 Dewey, Todd (88)  
 DeWitt, Blake (13)  
 Diamond, Scott (10)  
 Diaz, Carlos (81-82)

HISTORY

Diaz, Matt (08, 10)  
 Didier, Bob (70-73, 76)  
 DiLauro, Jack (71)  
 Dillon, Russ (72)  
 Dirks, Caleb (17)  
 Dishman, Richard (00)  
 Dowell, Ken (90)  
 Doyle, Paul (69)  
 Doyle, Terry (14)  
 Dozier, Tom (88)  
 Drew, Tim (04)  
 Dukes, Tom (66)  
 Duliba, Bob (70-71)  
 Dunbar, Tommy (88-89)  
 Dunn, Michael (10)  
 Duran, Carlos (05-06)  
 Durango, Luis (12)  
 Dye, Jermaine (95-96)  
 Dyer, Mike (97)

## E

Earley, Arnold (66)  
 Easterly, Jamie (74-76, 79)  
 Eave, Gary (88-89)  
 Ebert, Derrin (98-00)  
 Eden, Mike (76-77)  
 Edge, Butch (80)  
 Egan, Pat (13)  
 Eichelberger, Juan (85-88)  
 Eichhorn, Mark (89)  
 Elliott, Donnie (93)  
 Ellis, Chris (16)  
 Emiliano, Jamie (03)  
 Ennis, John (03)  
 Esasky, Nick (92)  
 Escobar, Yunel (07, 10)  
 Espino, Juan (88)  
 Estes, Doc (85-86)  
 Estrada, Johnny (03)  
 Evans, Darrell (69-71)  
 Evans, Lee (03-04)  
 Eveland, Dana (15)  
 Evert, Brett (04)

## F

Farmer, Bryan (89)  
 Farrell, Dick (70)  
 Fasano, Sal (08)  
 Feigl, Brady (15)  
 Ferguson, Vince (66-68)  
 Fesh, Sean (04)  
 Field, Greg (80, 82-83)  
 Fields, Bruce (91)  
 Figueroa, Dom (72, 75, 77)  
 Finlay, Andy (67)  
 Fiore, Mike (73)  
 Fiorentino, Jeff (11)  
 Fischlin, Mike (87-88)  
 Fisher, Brian (84)  
 Fisher, Carlos (14-15)  
 Fitzgerald, Jason (03)  
 Fitzmaurice, Shaun (69-73)  
 Flach, Jason (00)  
 Flaherty, Ryan (18)  
 Flande, Yohan (11-13)  
 Flowers, Tyler (16, 18)  
 Floyd, Gavin (14)  
 Foltyniewicz, Mike (15-16)  
 Ford, Wenty (73-74)  
 Fore, Chuck (82-83)  
 Foreman, Greg (74)  
 Foster, John (02, 05)  
 Foster, Leo (71-73)  
 Fox, Chad (96-97)  
 Frachisere, Zach (00)  
 Franco, Carlos (17-18)  
 Franco, Anderson (17-18)  
 Franco, Iker (05, 07)  
 Franco, Julio (07)  
 Franco, Matt (02)  
 Franklin, Wayne (06)  
 Freeman, Freddie (10, 13, 15, 72)  
 Freeman, Jimmy (72-75)  
 Freeman, Marvin (90, 93)  
 Freeman, Sam (17-18)  
 Freltas, David (17)  
 French, Jim (71)  
 Friday, Brian (12)  
 Fried, Max (17-18)  
 Fuller, John (72-74)  
 Funk, Frank (66-67)  
 Fussell, Chris (03)

## G

Galasso, Bob (84)  
 Gallagher, Al (74-75)  
 Gamble, Jerome (08-09)  
 Gant, John (16)  
 Gant, Ron (88-89)  
 Garcia, Adonis (15-17)  
 Garcia, Damaso (87)  
 Garcia, Freddy (13)  
 Garcia, Jesse (01-04)  
 Garcia, Omar (96)  
 Garnell, Gene (67)  
 Garr, Ralph (69-70)  
 Garrett, Adrian (66-69)  
 Garrido, Gil (66-68, 73)  
 Gartrell, Stefan (11-13)  
 Gaston, Cito (68)  
 Gatewood, Aubrey (70)  
 Gattis, Evan (13-14)  
 Gawer, Matt (00)  
 Gaylor, Stephen (16-17)  
 Geach, Jeff (75-77)  
 Gearrin, Cory (10-13)  
 Giardina, Sal (17-18)  
 Gibson, Derrick (05)  
 Gibson, James "Hoot" (82)  
 Gilbreath, Rod (73-74)  
 Giles, Marcus (01-02)  
 Gilkey, Bernard (01)  
 Gilmartin, Sean (12-13)  
 Giovanola, Ed (94-97)  
 Glaus, Troy (10)  
 Glaviano, Mike (01)  
**Glavine, Tom (86-87, 09)**  
 Glynn, Ryan (03-04)  
 Gnacinski, Paul (86)  
 Gohara, Luis (17-18)  
 Golson, Greg (13)  
 Gomez, Mariano (09-10)  
 Gomez, Mauro (11)  
 Gomez, Pat (90-92)  
 Gonder, Jesse (68)  
 Gonzalez, Mike (08)  
 Gorecki, Reid (08-09)  
 Gosselin, Phil (13-14, 18)  
 Gotay, Ruben (08, 11-12)  
 Gourieux, Dave (70-73)  
 Graffanino, Tony (95-96)  
 Graham, Lee (85-86)  
 Granger, Jeff (00)  
 Grant, Mark (91)  
 Green, Nick (01, 03-04)  
 Greene, Charlie (01)  
 Greene, Tommy (88-90)  
 Greene, Tyler (13-14)  
 Gregg, Tommy (91-92, 97)  
 Greisinger, Seth (05)  
 Griffin, Dave (87-88)  
 Griffith, Derrell (67)  
 Grubik, Kevin (95-96)  
 Grubik, John (88)  
 Gryboski, Kevin (02)  
 Grzenda, Joe (74)  
 Guerrero, Inocencio (85, 87)  
 Guinn, Skip (67-68)  
 Gulliver, Glenn (85)  
 Gunderson, Kevin (09)  
 Gustafson, Tim (10)

## H

Haas, Bill (66)  
 Halama, John (09)  
 Hale, David (13)  
 Hall, Albert (82-83, 85-86)  
 Halla, Ryan (00)  
 Hamilton, Mark (14)  
 Hammond, Chris (01)  
 Hammond, Steve (80, 82)  
 Hampton, Mike (05, 08)  
 Hancock, Bill (66)  
 Hanson, Tommy (09, 12)  
 Hanel, Marcus (98)  
 Hanna, Preston (75-77)  
 Hardin, Jim (72)  
 Hardy, Rowdy (11)  
 Harper, Terry (78-82, 84)  
 Harrell, Lucas (16)  
 Harritchak, Cory (12)  
 Harris, Reggie (00)  
 Harris, Willie (07)  
 Harrison, Chuck (68)  
 Harrison, Tom (95-00)  
 Hartgraves, Dean (96-97)  
 Hatcher, Jon (87)  
 Hayes, Tom (84)  
 Heath, Deunte (09)  
 Heath, Kelly (86-87)

Heath, Lee (94)  
 Heierle, Tom (68)  
 Helms, Wes (97-98, 00, 11)  
 Henry, Dwayne (89-90)  
 Hensley, Chuck (87)  
 Hermann, Ed (68)  
 Hermoso, Angel (67)  
 Hernandez, Buddy (03-05, 07)  
 Hernandez, David (17)  
 Hernandez, Diory (08-11)  
 Hernandez, Luis (06)  
 Hernandez, Moises (07)  
 Hernandez, Roberto M. (03)  
 Hernandez, Roberto (16)  
 Herstein, John (66)  
 Herrera, Alex (05)  
 Hessman, Mike (02-04)  
 Heyward, Jason (09, 11, 13)  
 Hicks, Brandon (10-11)  
 Hill, Garry (68-70)  
 Hinz, Tommy (90)  
 Hippauf, Herb (66)  
 Hodge, Ed (86)  
 Hodges, Trey (02, 04-05, 07)  
 Hoffman, John (67-68)  
 Holbert, Ray (98)  
 Holfield, Rick (98)  
 Hollins, Damon (96-98, 01-04)  
 Holman, Dale (86-87)  
 Holman, Shawn (91, 93)  
 Holt, J.C. (07-10)  
 Hood, Dennis (90)  
 Hoover, J.J. (11)  
 Horn, Jeff (00)  
 Hostetler, Mike (93-94, 96-97)  
 House, Pat (66)  
 House, Tom (67-72)  
 Houston, Tyler (93-95)  
 Howard, Larry (73-74)  
 Howard, Steve (92)  
 Hoyt, James (14)  
 Hrinak, Walt (67)  
 Hubbard, Glenn (78-80)  
 Hubbard, Mike (00, 03)  
 Hudek, John (99)  
 Hudson, Tim (09, 12)  
 Hughes, Dusty (12-13)  
 Hughes, Troy (94)  
 Hunter, Brian (90-91, 93, 00)  
 Hunter, Cedric (15)  
 Hursh, Jason (15-18)  
 Hyams, Levi (16)  
 Hyde, Lee (07, 10)

## I

Iglesias, Mike (99)  
 Inciarte, Ender (16)  
 Infante, Alexis (90)  
 Infante, Omar (08-09, 16)  
 Ingle, Randy (86)

## J

Jackson, Alex (18)  
 Jackson, Luke (17-18)  
 Jackson, Ryan (04)  
 Jackson, Sonny (72, 74)  
 Jacobs, Ryan (98)  
 Jacoby, Brook (82-83)  
 Jaime, Juan (14-15)  
 James, Chuck (05-06, 08)  
 Janas, Stephen (16)  
 Janish, Paul (13)  
 Jarvis, Pat (66)  
 Jaster, Larry (70-74)  
 Jenkins, Tyrell (15-16)  
 Johnson, Adam (99)  
 Johnson, Benji (09)  
 Johnson, Chris (15)  
 Johnson, Don (69)  
 Johnson, Jim (16)  
 Johnson, Joe (83-85)  
 Johnson, Jonathan (06-07)  
 Johnson, Judd (92-94)  
 Johnson, Kelly (04-06, 09, 15)  
 Johnson, Micah (17)  
 Johnson, Randy (81-82, 85)  
 Johnson, Rontez (03)  
 Johnstone, Connor (18)  
 Jones, Andruw (96)  
 Jones, Barry (88-90, 93)

Jones, Bobby M. (03)  
 Jones, Brandon (07-09)  
**Jones, Chipper (93)**  
 Jones, Chris (01)  
 Jones, Craig (82, 84)  
 Jones, Mike (60)  
 Jones, Mitch (86)  
 Jones, Monk (77)  
 Jones, Mycal (14-15)  
 Jones, Ron (93)  
 Jordan, Brian (06)  
 Jordan, Ricardo (00)  
 Joseph, Ricardo (72)  
 Julio, Jorge (08)  
 Jung, Eric (12)  
 Jurich, Mark (08)  
 Jurrjes, James (04-06)  
 Jurrjens, Jair (10-12)  
 Justice, David (88-90)

## K

Kawakami, Kenshin (10)  
 Kazmar Jr., Sean (13-18)  
 Keller, Jerry (78-82)  
 Keller, Kris (02)  
 Kelley, Dick (66)  
 Kelley, Tom (70, 73-75)  
 Kelly, Casey (16)  
 Kelly, Mike (93-95)  
 Kelly, Pat (92, 94-95)  
 Kelly, Ryan (15)  
 Kelly, Van (68-69, 71-73)  
 Kelton, David (06)  
 Kemp, Matt (17)  
 Kennedy, Jon (18)  
 Kennelly, Matt (11, 13, 15)  
 Kent, Steve (11)  
 Kerfeld, Charlie (90)  
 Kester, Rich (68-73)  
 Kilner, John (89)  
 Kimbrel, Craig (09-10)  
 King, Doug (68)  
 King, Richard (95)  
 Kirkland, Cody (09)  
 Kleinknecht, Barrett (15)  
 Klesko, Ryan (92-93)  
 Kline, Steve (77)  
 Kohn, Michael (15)  
 Kominick, Brad (82-84, 86)  
 Koonce, Don (74)  
 Koonce, Graham (07)  
 Kopacz, George (66-67, 69)  
 Kotchman, Casey (09)  
 Kottaras, George (16)  
 Kowitz, Brian (93-95)  
 Kramer, Randy (91)  
 Kremers, Jimmy (90)  
 Kreutzer, Frank (68)  
 Kroeger, Josh (12)  
 Krol, Ian (16-17)  
 Kubitzka, Kyle (16-17)  
 Kurcz, Aaron (15)

## L

Lacey, John (76)  
 LaCorte, Frank (75-78)  
 LaFrancois, Roger (84)  
 Laird, Gerald (13)  
 Laili, Blake (16-17)  
 Lambson, Mitch (15)  
 Lamm, Mark (13-14)  
 Lamont, Gene (73)  
 Landis, Craig (81-82)  
 Landoni, Emerson (16-17)  
 Langerhans, Ryan (03-04)  
 LaPlante, Michel (00)  
 LaRoche, Adam (03-04)  
 LaRose, Vic (70)  
**LaRussa, Tony (72)**  
 Laskey, Bill (90)  
 La Stella, Tommy (14)  
 Lavarnway, Ryan (15-16)  
 Lawrence, Brian (08)  
 Leach, Brent (12)  
 Leach, Terry (79, 84)  
 Lee, Garrett (00, 02)  
 Lee, Mark (96)  
 Lee, Michael (13)  
 Leggat, Rich (85)  
 Lemasters, Jim (89)  
 Lemke, Mark (89)  
 Lennerton, Jordan (15)  
 Leon, Max (73-74, 78)  
 Leonard, Joe (13-14)  
 Leonow, Anthony (05-08)  
 Lersch, Barry (74)  
 Lerud, Steve (14)

Levis, Jesse (01)  
 Lewis, Derrick (01-03)  
 Lewis, T.R. (97)  
 Leyva, Elian (18)  
 Lickett, John (85)  
 Ligtner, Kerry (97, 00-01)  
 Lillibrige, Brent (07-08)  
 Lilliquist, Derek (88, 90)  
 Linares, Rufino (78-80, 83-84)  
 Linton, Doug (02)  
 Lipka, Matt (16)  
 Lisi, Ric (84)  
 Livingstone, Stu (79)  
 Loudenath, Carl (08)  
 Lobb, David (71-72)  
 Loe, Kameron (13-14)  
 Logan, Boone (09)  
 Loggins, Mike (91)  
 Lombard, George (99-02)  
 Lomon, Kevin (94-96)  
 Long, James (17)  
 Long, Robert (86)  
 Lopez, Fred (91)  
 Lopez, Javy (93)  
 Lopez, Luis (94, 04)  
 Lopez, Pee Wee (02)  
 Lopez, Rodrigo (11)  
 Lovelace, Vance (93)  
 Loynd, Mike (93)  
 Lucas, Ed (11)  
 Lueckens, Larry (97)  
 Lubben, Rick (90)  
 Lugo, Jose (11-12)  
 Lugo, Julio (11)  
 Lum, Mike (66-67)  
 Lucic, George (77-78)  
 Lyman, Jeff (09-10)

## M

Macha, Mike (78-79)  
 Maddox, Jerry (76-79)  
 Mader, Michael (18)  
 Magdaleno, Ricky (98)  
 Mahler, Mickey (75-77)  
 Mahler, Rick (77-80, 83)  
 Mahoney, Mike (98-99)  
 Maldonado, Phil (88-90)  
 Malloy, Marty (96-99)  
 Mann, Kelly (90-91)  
 Manto, Jeff (92)  
 Marak, Paul (89-91)  
 Marek, Stephen (09-11)  
 Marimon, Sugar Ray (15)  
 Marksberry, Matt (15-16)  
 Marquis, Jason (00, 02-03)  
 Marrero, Christian (12)  
 Marrero, Eli (04)  
 Marte, Andy (05)  
 Marte, Luis (18)  
 Martin, Al (91)  
 Martin, Cody (13-15)  
 Martin, Joe (74)  
 Martin, Tom (95)  
 Martinez, Cristhian (10-11)  
 Martinez, Louis (00-02)  
 Martinez, Ozzie (14)  
 Martinez, Pablo (95-00)  
 Martz, Randy (84)  
 Mateo, Jose (98)  
 Mateo, Luis (15-16)  
 Mathew, Joe (11)  
 Mathews, Eddie (69)  
 Matos, Pascual (99-00)  
 Matthews, Kevin (17)  
 Matula, Rick (78, 81)  
 Maxie, Larry (66-71)  
 May, Darrell (95)  
 Maya, Yunesky (14)  
 Mazzoara, Vin (15)  
 McBride, Macay (04-07)  
 McCann, Brian (09, 11, 13)  
 McCarthy, Bill (04-07, 11)  
 McCarthy, Brandon (18)  
 McCarthy, Tom (91-92)  
 McClelland, Matt (01)  
 McConnell, Sam (03-05)  
 McCreery, Adam (18)  
 McCurry, Cole (12-13)  
 McDonald, Donzell (03)  
 McDonald, Jerry (80)  
 McGill, Shawn (11-12)  
 McGilchry, Kevin (00)  
 McGraw, Hank (71)  
 McKean, Pat (73)  
 McKeny, Michael (16)  
 McKeon, Joel (89)  
 McKirahan, Andrew (15)

McLaughlin, Bo (80)  
 McLaughlin, Joey (76-79)  
 McLouth, Nate (10-11)  
 McMichael, Greg (92)  
 McMurry, Craig (82, 85)  
 McNabb, Buck (99)  
 McQueen, Mike (70-74)  
 McWilliams, Larry (78, 81)  
 Mears, Chris (05)  
 Medlen, Kris (09, 12, 17)  
 Mejia, Ernesto (12-14)  
 Melson, Gary (80)  
 Mendez, Carlos (05-07)  
 Mercado, Orlando (10)  
 Mercker, Kent (89-90)  
 Metzger, Butch (80)  
 Meyer, Dan (04)  
 Millan, Felix (66-67)  
 Miller, Corky (07-08)  
 Miller, David (88)  
 Miller, Ed (78-80)  
 Miller, Mike (81)  
 Millwood, Kevin (97)  
 Miner, Zach (05)  
 Minor, Mike (10-11, 14)  
 Minter, A.J. (17)  
 Minutelli, Gino (95)  
 Miranda, Art (74)  
 Mitchell, Derrick (14)  
 Mitchell, Keith (91-93)  
 Mix, Greg (98)  
 Mizerock, John (87-90)  
 Molina, Gabe (00)  
 Moore, Alvin "Junior" (74-76)  
 Moore, Bobby (92-96)  
 Moore, Curtis (71)  
 Moore, Donnie (82-83)  
 Moore, Mike (00)  
 Moore, Trey (01)  
 Moorhead, Bob (66)  
 Morales, Jonathan (18)  
 Moran, Al (66)  
 Moran, Brian (16)  
 Mordecai, Mike (92-94, 96-97)  
 Moreno, Carlos (68)  
 Morogio, Dan (79-80, 85)  
 Morris, Akeel (17)  
 Morris, Rick (09)  
 Mortimer, Mark (00)  
 Morton, Charlie (08-09)  
 Moss, Damian (00-01, 06, 08)  
 Motley, Darryl (87)  
 Motte, Jason (17)  
 Moylan, Peter (06-07, 11-12, 15, 18)  
 Mullen, Scott (06)  
 Munoz, Jose (95)  
 Murphy, Dale (76-77)  
 Murphy, Donnie (14)  
 Murphy, Marlan (70-72, 75)  
 Murray, Matt (95-96)  
 Murrell, Ivan (75)  
 Mustelier, Ronnier (16)

**N**  
 Navarro, Julio (67-71)  
 Neibauer, Gary (67-71, 73-74)  
 Nelson, Brad (07-08)  
 Nelson, Brian (70-71)  
 Nelson, Bubba (03)  
 Nelson, Dan (10-11)  
 Nelson, Jerome (91)  
 Nelson, Joe (99, 01)  
 Nelson, Mel (70)  
 Newcomb, Sean (17)  
 Newsom, Gary (87)  
 Newsom, Mike (71, 74)  
 Nezelek, Andy (89-90, 92)  
 Nichols, Rod (95-96)  
 Nicholson, Dave (67-68)  
 Nied, David (92)  
 Niekro, Joe (74)  
 Niekro, Phil (66)  
 Nieves, Melvin (93)  
 Nieves, Wil (11, 15)  
 Nilsson, Dave (04)  
 Nix, Michael (08)  
 Nixon, Ken (66)  
 Noessel, Conrad (68-69)  
 Nolan, Joe (75-76)  
 Nordhagen, Wayne (73-75)  
 Norris, Dax (01-02, 06)  
 North, Roy (83)  
 Northcraft, Aaron (14)  
 Norton, Greg (09)

Nunez, Franklin (06)  
 Nunez, Luis (13)  
 Nunez, Vladimir (08-10)  
**O**  
 O'Brien, Dan (80)  
 O'Connor, Brian (05-06)  
 O'Connor, Kevin (95)  
 O'Flaherty, Eric (10, 16-17)  
 O'Keefe, Mike (05)  
 O'Neal, Randy (87)  
 O'Riley, Don (72-73)  
 O'Riennueller, Wes (06)  
 Obispo, Wirfin (13-14)  
 Obregon, Frank (69-70, 73)  
 Odum, Joe (17)  
 Odum, John (76)  
 Office, Rowland (73)  
 Okazaki, Yuta (18)  
 Oliva, Jose (93-94)  
 Olivera, Hector (15-16)  
 Olson, Federico (66)  
 Olmeda, Jose (94-95, 98)  
 Olson, Greg (90)  
 Olson, Gregg (94)  
 Olwine, Ed (86-88, 90)  
 Or, Pete (04, 07)  
 Ortegano, Jose (10)  
 Orton, John (94-95)  
 Osborn, Dan (76-77)  
 Osting, Jimmy (00)  
 Overbay, Lyle (12)  
 Owen, Larry (78-79, 82, 84-86)

**P**  
 Pacheco, Delvis (00-01)  
 Pacheco, Ed (67-68)  
 Pacheco, Jordan (16)  
 Pacho, Juan (88)  
 Paciorek, Tom (76)  
 Page, Mike (67-69)  
 Pagnozzi, Matt (13)  
 Paiml, Greg (12)  
 Painter, Jim (73)  
 Pardo, Al (87)  
 Paronto, Chad (05-07)  
 Parr, James (08-10)  
 Parraz, Jordan (12-13)  
 Parrett, Jeff (91)  
 Parsons, Wes (17-18)  
 Pastornicky, Tyler (11-14)  
 Patterson, Scott (82)  
 Payne, Mike (84-85)  
 Pecorilli, Aldo (95-96)  
 Pegues, Steve (96)  
 Pena, Brayton (05-07)  
 Pena, Tony (05-06)  
 Pendergrass, Tyrone (00)  
 Peraza, Jose (15)  
 Perez, Antonio (09)  
 Perez, Eddie (94)  
 Perez, Eury (15)  
 Perez, Juan (09)  
 Perez, Odalis (98, 01)  
 Perez, Pascual (82)  
 Perez, Williams (15-16)  
 Perry, Yorkis (91)  
 Perry, Chan (01)  
 Perry, Gerald (82-83, 86)  
 Perry, Jason (08)  
 Petersek, Jeff (91)  
 Petersen, Chris (00, 02)  
 Peterson, David (15-18)  
 Peterson, Dustin (17-18)  
 Peterson, Jace (16-17)  
 Pettaway, Ike (82)  
 Pfeifer, Philip (17-18)  
 Phillips, Evan (17-18)  
 Phillips, Jason (08)  
 Phelps, Travis (03)  
 Phoebe, Tom (73)  
 Pi, Felix (12)  
 Pierce, Jack (73)  
 Pineda, Izzy (04)  
 Pisciotta, Marc (99)  
 Plumb, David (89)  
 Pocoroba, Biff (72)  
 Polley, Dale (90-93, 95)  
 Pope, Van (09)  
 Porter, Bo (02-03)  
 Porter, Bob (81-83)  
 Porter, J.V. (66)  
 Portuondo, Carlos (16)  
 Pozio, Mike (05)  
 Potts, Michael (64-95)  
 Poveda, Omar (13)

Powell, Grover (69)  
 Prado, Martin (06-07, 10-11)  
 Pratt, Andy (02-03)  
 Pratt, Scott (05)  
 Price, Curtis (98)  
 Proctor, Scott (10-11)  
 Pugh, Tim (00)  
 Puleo, Charlie (85-86, 89)  
 Pulliam, Harvey (00)  
 Purdy, Shawn (98)  
 Pyzik, Steve (05)

**Q**  
 Quevedo, Ruben (99)

**R**  
 Rabb, John (85-87)  
 Rakow, Ed (67-68)  
 Ramirez, Horacio (04, 06)  
 Ramirez, Jose (16, 18)  
 Ramirez, Rafael (80)  
 Ramirez, Wilkin (10-11)  
 Ramos, Pedro (71)  
 Rasmus, Cory (13)  
 Ratliff, Jon (98-99)  
 Ravin, Josh (18)  
 Ray, Ken (05)  
 Recker, Anthony (16-17)  
 Redman, Mark (07)  
 Redmond, Todd (09-12)  
 Reed, Darren (98)  
 Reed, Michael (15)  
 Reed, Ron (66-67)  
 Reiter, Roger (68)  
 Reiter, Gary (83-85)  
 Resop, Chris (08, 10)  
 Reyes, Carlos (93)  
 Reyes, Elmer (14-15)  
 Reyes, Jo-Jo (07-10)  
 Reyes, Jorge (14-15)  
 Reynolds, Danny (17)  
 Reynolds, Mike (78-80, 82, 84)  
 Reynoso, Armando (90-92)  
 Reynoso, Ryne (09-10)  
 Rice, Jason (12)  
 Richards, Rusty (89-91)  
 Richardson, Dustin (11)  
 Richardson, Antoon (10-11)  
 Ridgeway, Jeff (08)  
 Riley, Austin (18)  
 Ring, Royce (07-08)  
 Rios, Carlos (83, 85, 87-89)  
 Ritchie, Jay (66, 69-70)  
 Rivera, German (89)  
 Rivera, Luis (00)  
 Roa, Hector (95)  
 Robbins, Jake (01-02)  
 Roberts, Dale (68)  
 Roberts, Loneli (99)  
 Robertson, Andre (86)  
 Robertson, Mike (01)  
 Robertson, Rich (72)  
 Robinson, Bill (66)  
 Robinson, Craig (76)  
 Robinson, Kerry (05)  
 Robinson, Napoleon (92-93)  
 Roby, Ellis (88)  
 Rocker, John (98, 00)  
 Rockett, Pat (76, 78-79)  
 Rodarte, Raul (96-97)  
 Rodriguez, Boi (91-93)  
 Rodriguez, Daniel (12-14)  
 Rodriguez, Ricardo (06)  
 Rodriguez, Sean (17)  
 Roe, Chaz (17)  
 Rogers, Bryan (97)  
 Rogers, Chad (16)  
 Rogers, Kevin (97)  
 Rojas Jr., Mel (16-17)  
 Romano, Mike (03-04)  
 Romero, Alex (10)  
 Roney, Bradley (16)  
 Roof, Gene (85)  
 Rosamond Jr., Michael (05)  
 Rosario, Santiago (68-69)  
 Rosario, Victor (91)  
 Rose, Guy (71-73)  
 Ross, Jason (01)  
 Ross, Mark (91)  
 Ross, Sean (92)  
 Rossy, Rico (90-91)  
 Rouwenhorst, Jonathon (08)  
 Rozema, Mike (07-08)  
 Ruiz, Chico (73-74, 76-84)  
 Ruiz, Ric (16-18)  
 Rumfield, Toby (99-00)

Runge, Paul (81-84, 86-87)  
 Russell, Adam (12)  
 Russell, Andrew (12-14)  
 Ryal, Rusty (12)  
 Ryan, Michael (06)

**S**  
 Sadowski, Ed (66)  
 Safering, Harry (80-81)  
 Saipre, Mike (02)  
 Saito, Takashi (10)  
 Salas, Fernando (18)  
 Salazar, Alejandro (18)  
 Salcedo, Edward (14)  
 Sammons, Clint (08-10)  
 Samuel, Amado (66)  
 Sanchez, Anibal (18)  
 Sanders, Deion (91)  
 Sanders, Reggie (75-76)  
 Santana, Danny (17-18)  
 Santana, Ervin (14)  
 Santiago, Andres (17-18)  
 Santiago, Roberto (73)  
 Santorini, Al (67)  
 Saugher, Rich (67-68, 70)  
 Sborz, Jay (11)  
 Scalamandre, Rich (06-07)  
 Schaffer, Jordan (09-11, 13)  
 Schall, Gene (98-99)  
 Schiell, Jason (06)  
 Schlehauer, Braeden (15-17)  
 Schlosser, Gus (14)  
 Schmidt, Jason (95-96)  
 Schmitt, Eric (06)  
 Schneider, Danny (66)  
 Schrader, Jacob (15)  
 Schreiber, Zach (07-08)  
 Schueler, Ron (68, 71)  
 Schuerholz, Jonathan (05-07)  
 Schuler, Dave (85, 87)  
 Schutz, Carl (96-97)  
 Schwall, Don (67)  
 Schwarz, Jeff (96)  
 Scivicque, Kade (17-18)  
 Scott, Gary (95)  
 Seanez, Rudy (98)  
 Seelbach, Chris (94, 99-01)  
 Serrano, Ray (07-08)  
 Severino, Atahualpa (14)  
 Shaddy, Chris (89)  
 Sharperson, Mike (95)  
 Shell, Steven (11)  
 Shields, Andrew (08)  
 Shields, Mike (80)  
 Shields, Steve (84-86)  
 Shreve, Chan (14)  
 Shumpert, Nick (18)  
 Simmons, Shae (14, 16)  
 Simon, Randall (97-99)  
 Sims, Lucas (16-18)  
 Simunic, Andy (14)  
 Sinatro, Matt (81-83, 85-86)  
 Sisco, Steve (99-00)  
 Sisk, Doug (91)  
 Skok, Craig (78-80)  
 Slusarski, Joe (01)  
 Small, Aaron (01-02)  
 Small, Hank (77-78)  
 Smith, Alex (88-89)  
 Smith, Chuck (03-04)  
 Smith, Dan (00)  
 Smith, Dan (07)  
 Smith, Greg (15)  
 Smith, Keith (92)  
 Smith, Ken (80-85)  
 Smith, Ken (92-95)  
 Smith, Lonnie (88)  
 Smith, Mallex (15-16)  
 Smith, Mike (82)  
 Smith, Pete (91-92)  
 Smith, Robert (96-97)  
 Smith, Travis (04, 06)  
 Smith, Tyler (18)  
 Smith, Zane (84)  
 Smoltz, John (87-88)  
 Smothers, Stewart (00, 02)  
 Sneed, Esix (05)  
 Snitker, Brian (78)  
 Snyder, Brandon (16)  
 Snyder, Brian (90)  
 Sobkowiak, Scott (02)  
 Sobotta, Chad (18)  
 Soccolovich, Miguel (18)  
 Soderholm, Dale (75)  
 Solomon, Eddie (77)  
 Soroka, Mike (18)  
 Sosa, Miguel (83-85)  
 Southworth, Billy (66)  
 Speck, Cliff (86-87)

Speed, Horace (80)  
 Spehr, Tim (97)  
 Speier, Justin (99)  
 Spiezo, Scott (08)  
 Spooneybarger, Tim (01-02)  
 Springer, Russ (99)  
 St. Claire, Randy (91-93)  
 Stanton, Mike (90)  
 Startup, Will (06-07)  
 Steph, Rod (96)  
 Stephenson, Earl (75)  
 Stern, Adam (04)  
 Stevens, Dave (00-01)  
 Stevens, Jake (07)  
 Stewart, Chris (18)  
 Stewart, John (68-69)  
 Stewart, Zach (14)  
 Stockman, Phil (06-08)  
 Stone, George (67-68)  
 Strange, Don (93-94)  
 Stringfellow, Bean (87-88)  
 Strong, Jamal (06)  
 Strucher, Mark (86-87)  
 Stull, Everett (99)  
 Sturtze, Tanyon (07)  
 Sutton, Drew (12)  
 Swagerty, Ben (11-12)  
 Swann, Pedro (95-96, 00-01)  
 Swanson, Dansby (17)  
 Swisher, Steve (83)  
 Sylvester, Billy (01-03)  
 Szekely, Joe (91-92)

**T**  
 Takeoka, Kazuhiko (02-03)  
 Tarasco, Tony (93)  
 Taveras, Willy (10)  
 Taylor, Bill (90, 92-93)  
 Taylor, Dwight (90)  
 Taylor, Reggie (08)  
 Tebbis, Nate (01)  
 Teheran, Julio (11-12, 16)  
 Tejero, Fausto (97-98)  
 Telford, Anthony (94)  
 Tepedino, Frank (75)  
 Terdoslavich, Joey (12-15)  
 Teeveen, Bryce (04)  
 Teixeira, Kanekoa (14-16)  
 Thayer, Dale (16)  
 Theiss, Duane (78-79)  
 Thobe, Tom (95-97)  
 Thomas, Andres (85)  
 Thomas, Charles (04)  
 Thomas, Ian (14-15)  
 Thomas, Royal (95)  
 Thompson, Bobby (77)  
 Thompson, Milt (82-85)  
 Thompson, Tommy (85)  
 Thompson, Jacob (11)  
 Thomson, John (05)  
 Thorman, Scott (05-06, 08)  
 Thornton, Andre (72-73)  
 Thurston, Joe (10)  
 Tiant, Luis (71)  
 Tiburcio, Freddie (85-86)  
 Tiffie, Terry (12)  
 Timmons, Ozzie (02)  
 Timmons, Wes (05-10)  
 Tingley, Ron (86)  
 Tomberlin, Andy (90-92, 98)  
 Tompkins, Ron (69-70)  
 Toney, Bob (69)  
 Torrealba, Fabio (68, 73-75)  
 Torrealba, Steve (02)  
 Toth, David (95, 97)  
 Toussaint, Touki (18)  
 Treaddy, Andre (85-86)  
 Troj, Jaime (06)  
 Tubbs, Greg (88-90)  
 Tucker, Glenn (05)  
 Tucker, Preston (18)  
 Tucker, Scooter (95)  
 Tuiaosopo, Matt (16-17)  
 Tumpance, Bob (85-87)  
 Turner, Matt (90-91)  
 Turzilli, Bob (67, 69-70)  
 Twardoski, Mike (95)  
 Twitty, Jeff (62)  
 Tyler, Brad (97, 99)  
 Tyner, Jason (04)

**U**  
 Ugglu, Dan (13)  
 Umbach, Arnie (66)  
 Unroe, Tim (00, 02)  
 Upshaw, Cecil (66-67)  
 Uppham, Lee (90)



## V

Valdes, Marc (01)  
 Valdespino, Sandy (68)  
 Valenzuela, Luis (17)  
 Valle, Dave (97)  
 VanHekken, Andy (05)  
 Vargas, Leo (82-85)  
 Varney, Pete (76-77)  
 Vanvaro, Anthony (11-12)  
 Vasquez, Jorge (05)  
 Vasquez, Kelvin (18)  
 Vasquez, Luis (14)  
 Vaughan, Charlie (67-68, 70)  
 Veal, Donnie (15)  
 Velandia, Jorge (04)  
 Velazquez, Fred (71-72, 76)  
 Velazquez, Juan (04)  
 Venters, Jonny (09, 12)  
 Veres, Randy (91)  
 Villanueva, Hector (95)  
 Villegas, Ismael (99-01)  
 Vizzaino, Arodys  
 (11, 15, 17-18)

## W

Waddell, Tom (83)  
 Wade, Terrell (94-95)  
 Waggoner, Aubrey (92)  
 Wagner, Paul (98)  
 Walden, Jordan (13-14)  
 Walk, Bob (81, 83)  
 Walker, Adam Brett (17)  
 Walker, Jeremy (18)  
 Walseth, Mike (72)  
 Walton, Jerome (96)  
 Wang, Chien-Ming (15)  
 Ward, Duane (85-86)  
 Ward, Jeremy (05)  
 Warner, Mike (95-96, 98)  
 Watkins, Darren (91)  
 Watts, Ed (74)  
 Weaver, Roger (82)  
 Webb, Jacob (18)  
 Weber, Ryan (15-16)  
 Weigel, Patrick (17)  
 Wendell, Turk (91)  
 Wengert, Don (99-00)

Werner, Don (76)  
 Wessinger, Jim (78-80)  
 West, Matt (85-87)  
 Wetherby, Jeff (88-89)  
 Whalen, Rob (16)  
 Whatley, Gabe (98-99)  
 Wheeler, Dan (02)  
 Whisenton, Larry  
 (76-81, 83-85)  
 White, Alex (15)  
 White, Ron (68)  
 Whited, Ed (89-90)  
 Whiteside, Matt (01, 04)  
 Whitley, Chase (18)  
 Willard, Jerry (91, 93)  
 Williams, Earl (70)  
 Williams, Eddie (92)  
 Williams, Juan (95-96)  
 Williamson, Scott (08)  
 Willoughby, Justin (99)  
 Wilson, Bryse (18)  
 Wilson, Glenn (91)  
 Wilson, Jack (12)  
 Wilson, Josh (12)  
 Wilson, Travis (01-03)

Wimberly, Corey (13)  
 Wine, Rob (88-89)  
 Winkelsas, Joe (00, 02, 07)  
 Winkler, Dan (17)  
 Wise, Dewayne (04)  
 Wisler, Matt (15-18)  
 Withrow, Chris (16)  
 Wohlers, Mark (91-93, 98)  
 Wood, Alex (13-14)  
 Woodall, Brad (93-97)  
 Woods, Ken (01)  
 Woodson, Dick (75)  
 Woodson, Tracy (91)  
 Wooten, Rob (16)  
 Wright, Kyle (18)  
 Wright, Matt (06)

## Y

Yankosky, L.J. (02)  
 Yates, Tyler (06)  
 Yeppez, Jose (12-15)  
 Yoder, Kris (78)  
 Yost, Ned (86-87)  
 Young, Bobby (71-72)  
 Young Jr., Eric (15)  
 Young, Matt (09-11)  
 Younginger, Madison (16)

## Z

Zabala, Tino (71)  
 Zapp, A.J. (02)  
 Zawadzki, Lance (12)  
 Ziem, Steve (86-90)  
 Zuvella, Paul (82-86)

## X

None

## RICHMOND/GWINNETT MANAGERS & COACHES

**BOLD=National Baseball Hall of Famer**

### MANAGERS:

Aaron, Tommie (1977-78)  
 Albert, Rick (2016)  
 Adair, Bill (1966)  
 Beauchamp, Jim (1988-90)  
 Berryhill, Damon (2017-Current)  
 Brundage, Dave (2007-12)  
 Burgess, Tom (1979)  
 Chambliss, Chris (1992)  
 Courtney, Clint (1973-75)  
 Cox, Jeff (1998)  
 Curry, Steve (1991)  
 Dancy, Bill (1996-97)  
 Dews, Bobby (1984)  
 Gonzalez, Fredi (2002)  
 Haas, Eddie (1968, 1981-84)  
 Harris, Luman (1967)  
 Hatfield, Fred (1980)  
 Hofman, Bobby (1973)  
 Ingle, Randy (1999-00)  
 Kelly, Pat (2003-05)  
 King, Clyde (1971-72)  
**Lemon, Bob (1975)**  
 Little, Grady (1993-95)  
 Majlyka, Roy (1985-87)  
 McKeon, Jack (1976)  
 Moses, John (2016)  
**Niekro, Phil (1991)**  
 Ready, Randy (2013)  
 Snitker, Brian (2006, 2014-16)  
 Tosca, Carlos (2001)  
 Vernon, Mickey (1969-70)

### COACHES:

Albert, Rick (1987, 2003-06)  
 Alvarez, Mike (2000, 2005, 2016)  
 Berg, Rick (1990-91)  
 Botelho, Derek  
 (2006, 2009-10)  
 Boyer, Clete (1979)  
 Contreras, Nardi (1987)  
 Cornelius, Reid (2017-18)  
 Dal Canton, Bruce  
 (1984-86, 1990-93)  
 Diaz, Einar (2019-Current)  
 Dismuke, Jaime (2009-13)  
 Fischer, Bill (1994-00)  
 Garr, Ralph (1985-87)  
 Goodman, Billy (1974)  
 Grubb, John (1988-91)  
 Hansen, Guy (2001-04, 2007)  
 Hubbard, Glenn  
 (1993, 1995-96)  
 Ingram, Garey (2014)  
 Jackson, Sonny (1989-92)  
 Jones, Clarence (1988)  
 Kimm, Bruce (1994)  
 Magallanes, Bobby (2019-Current)  
 Maroth, Mike (2019-Current)  
 Mazzone, Leo (1988-90)  
 Meleski, Mark (2001-02)  
 Moses, John (2015-18)  
 Mota, Jose (2014, 2016-18)  
 Nicholson, Billy (2010-17)  
 Olwine, Ed (1990)

Reed, Marty (2011-16)  
 Roberts, Leon (2007)  
 Roberts, Mel (1999-2000)  
 Robinson, Craig (1981-84)  
 Sain, John (1976, 1978-84)  
 Snyder, Jim (1993)  
 Szekely, Joe (1992)  
 Trucks, Virgil (1970)  
 Turley, Bob (1966)  
 Venable, Max (1997-98)  
 Westrom, Wes (1977)  
 Wilson, Tack (1994)

## RETIRED NUMBERS



### 23 - TOMMIE AARON

The only man in International League history to earn league MVP honors and manage a Governors' Cup champion, Tommie Aaron played for Richmond for four seasons (1966-67, 1971-72) and managed the club for two seasons (1977-78). He hit .309 as the IL MVP in 1967, helping the Braves capture the IL pennant. Ten seasons later, he became the league's first African-American manager, and in just his second season at the helm, led Richmond to the Governors' Cup Championship in 1978. Aaron's number 23 was originally retired at "The Diamond" in Richmond in 1985, shortly after his passing in 1984.



### 42 - JACKIE ROBINSON

Retired by all of professional baseball in 1997, the number 42 worn by trailblazer and Baseball Hall-of-Famer Jackie Robinson was added to the Coolray Field outfield wall on April 15, 2012 to honor "Jackie Robinson Day."



# RICHMOND/GWINNETT TEAM AWARDS

| MOST VALUABLE PLAYER AWARD |                   |
|----------------------------|-------------------|
| YEAR                       | PLAYER            |
| 1977                       | Dale Murphy       |
|                            | Mickey Mahler     |
| 1978                       | Hank Small        |
| 1979                       | Jerry Keller      |
| 1980                       | Terry Harper      |
| 1981                       | Brett Butler      |
| 1982                       | Gerald Perry      |
| 1983                       | Brad Komminsk     |
| 1984                       | Paul Zuvella      |
| 1985                       | Doc Estes         |
| 1986                       | Gerald Perry      |
| 1987                       | Mike Fischlin     |
| 1988                       | Dave Griffin      |
| 1989                       | Greg Tubbs        |
| 1990                       | Geronimo Berroa   |
| 1991                       | Tracy Woodson     |
| 1992                       | Jeff Manto        |
| 1993                       | Chipper Jones     |
| 1994                       | Luis Lopez        |
| 1995                       | Jose Munoz        |
| 1996                       | Tony Graffanino   |
| 1997                       | Randall Simon     |
| 1998                       | Wes Helms         |
| 1999                       | Steve Sisco       |
| 2000                       | Wes Helms         |
| 2001                       | Howard Battle     |
| 2002                       | Mike Hessman      |
| 2003                       | Johnny Estrada    |
| 2004                       | Ryan Langerhans   |
| 2005                       | Andy Marte        |
| 2006                       | Scott Thorman     |
| 2007                       | Doug Clark        |
| 2008                       | Josh Anderson     |
| 2009                       | Wes Timmons       |
| 2010                       | Freddie Freeman   |
| 2011                       | Stefan Gartrell   |
| 2012                       | Ernesto Mejia     |
| 2013                       | Joey Terdoslavich |
| 2014                       | Phil Gosselin     |
| 2015                       | Edric Hunter      |
| 2016                       | Emilio Bonifacio  |
| 2017                       | Ozzie Albies      |
|                            | Sean Kazmar Jr.   |
| 2018                       | Rio Ruiz          |

| MOST COMPETITIVE PLAYER AWARD |                   |
|-------------------------------|-------------------|
| YEAR                          | PLAYER            |
| 1977                          | Rob Belloir       |
| 1978                          | Glenn Hubbard     |
|                               | Mike Macha        |
| 1979                          | Larry Owen        |
| 1980                          | Harry Saferight   |
| 1981                          | Randy Johnson     |
| 1982                          | Larry Owen        |
| 1983                          | Steve Swisher     |
| 1984                          | Ken Smith         |
| 1985                          | Dan Morogiello    |
| 1986                          | Paul Runge        |
| 1987                          | Mike Fischlin     |
| 1988                          | Jeff Wetherby     |
| 1989                          | Mark Lemke        |
| 1990                          | Andy Tomberlin    |
| 1991                          | Rico Rossy        |
| 1992                          | Bobby Moore       |
| 1993                          | Mike Mordecai     |
| 1994                          | Eddie Perez       |
| 1995                          | Ed Giovannola     |
| 1996                          | Raul Rodarte      |
| 1997                          | Marty Malloy      |
| 1998                          | Marty Malloy      |
| 1999                          | Marty Malloy      |
| 2000                          | Pedro Swann       |
| 2001                          | Mike Robertson    |
| 2002                          | Ozzie Timmons     |
|                               | Bo Porter         |
| 2003                          | Stubby Clapp      |
| 2004                          | Pete Orr          |
| 2005                          | Scott Pratt       |
| 2006                          | Cesar Crespo      |
| 2007                          | Wes Timmons       |
| 2008                          | Barbaro Canizares |
| 2009                          | Barbaro Canizares |
| 2010                          | Wes Timmons       |
| 2011                          | Mauro Gomez       |
| 2012                          | Jose Constanza    |
| 2013                          | Todd Cunningham   |
| 2014                          | Sean Kazmar Jr.   |
| 2015                          | Sean Kazmar Jr.   |
| 2016                          | Sean Kazmar Jr.   |
| 2017                          | Rio Ruiz          |
| 2018                          | Dustin Peterson   |

| COMMUNITY SERVICE AWARD |                 |
|-------------------------|-----------------|
| YEAR                    | PLAYER          |
| 1977                    | Chico Ruiz      |
| 1978                    | Chico Ruiz      |
| 1979                    | Chico Ruiz      |
| 1980                    | Craig Skok      |
| 1981                    | Mike Miller     |
| 1982                    | Larry Owen      |
| 1983                    | Gerald Perry    |
|                         | Bob Porter      |
| 1984                    | Larry Bradford  |
| 1985                    | Larry Owen      |
| 1986                    | Marty Clary     |
|                         | Doc Estes       |
| 1987                    | Marty Clary     |
| 1988                    | Carlos Rios     |
| 1989                    | Carlos Rios     |
| 1990                    | Rusty Richards  |
| 1991                    | Tracy Woodson   |
| 1992                    | Greg McMichael  |
| 1993                    | Tony Tarasco    |
| 1994                    | Mike Mordecai   |
| 1995                    | Tom Thobe       |
| 1996                    | Lou Benbow      |
| 1997                    | Tom Thobe       |
| 1998                    | Marcus Hanel    |
| 1999                    | Antone Brooks   |
|                         | Toby Rumfield   |
| 2000                    | Wes Helms       |
| 2001                    | Chan Perry      |
| 2002                    | Ozzie Timmons   |
| 2003                    | Stubby Clapp    |
| 2004                    | Buddy Hernandez |
| 2005                    | John Barnes     |
| 2006                    | Will Startup    |
| 2007                    | Ryan Basner     |
| 2008                    | Matt DeSalvo    |
| 2009                    | Van Pope        |
| 2010                    | Cory Gearrin    |
| 2011                    | Jaye Chapman    |
| 2012                    | None            |
| 2013                    | Ryan Buchter    |
| 2014                    | Todd Cunningham |
| 2015                    | Kanekoa Texeira |
| 2016                    | Kanekoa Texeira |
| 2017                    | Matt Tulasosopo |
| 2018                    | Chris Stewart   |

| MOST OUTSTANDING PITCHER AWARD |                                 |
|--------------------------------|---------------------------------|
| YEAR                           | PLAYER                          |
| 1987                           | Marty Clary                     |
| 1988                           | John Smoltz                     |
| 1989                           | Gary Eave                       |
| 1990                           | Paul Marak                      |
| 1991                           | Armando Reynoso                 |
| 1992                           | David Nied                      |
| 1993                           | Mike Birkbeck                   |
| 1994                           | Brad Woodall                    |
| 1995                           | Matt Murray                     |
| 1996                           | Rod Nichols                     |
| 1997                           | Scott Brow                      |
| 1998                           | Jon Ratliff                     |
| 1999                           | David Cortes                    |
| 2000                           | Damian Moss/<br>Chris Seelbach  |
|                                | Trey Moore                      |
| 2002                           | Trey Hodges                     |
| 2003                           | Joe Dawley                      |
| 2004                           | Matt Whiteside                  |
| 2005                           | Kyle Davies                     |
| 2006                           | Manny Acosta                    |
| 2007                           | Buddy Hernandez                 |
|                                | Jeff Bennett                    |
| 2008                           | Jonathon Rouwenhorst            |
| 2009                           | Vladimir Nunez                  |
| 2010                           | Stephen Marek/<br>Craig Kimbrel |
|                                | Julio Teheran                   |
| 2012                           | Cory Gearrin                    |
| 2013                           | Omar Poveda                     |
| 2014                           | Cody Martin                     |
| 2015                           | Greg Smith                      |
| 2016                           | Tyrell Jenkins                  |
| 2017                           | Andrew Albers                   |
| 2018                           | Kolby Allard                    |

| MOST OUTSTANDING RELIEF PITCHER AWARD |                 |
|---------------------------------------|-----------------|
| YEAR                                  | PLAYER          |
| 2014                                  | Juan Jaime      |
| 2015                                  | David Carpenter |
| 2016                                  | Rob Wooten      |
| 2017                                  | Rhiner Cruz     |
| 2018                                  | Jacob Webb      |

| FAN FAVORITE AWARD |                                  |
|--------------------|----------------------------------|
| YEAR               | PLAYER                           |
| 2000               | Mike Hubbard                     |
| 2001               | Pedro Swann                      |
| 2002               | Mike Hessman                     |
| 2003               | Jamie Emiliano                   |
| 2004               | Pete Orr/<br>Charles Thomas      |
| 2005               | Andy Marte                       |
| 2006               | Will Startup                     |
| 2007               | Gregor Blanco                    |
| 2008               | Wes Timmons                      |
| 2009               | Brooks Conrad                    |
| 2010               | Barbaro Canizares/<br>Matt Young |
|                    | Matt Young                       |
| 2011               | Stefan Gartrell                  |
| 2012               | Stefan Gartrell                  |
| 2013               | Jose Constanza                   |
| 2014               | Joey Terdoslavich                |
| 2015               | Barrett Kleinknecht              |
| 2016               | Rio Ruiz                         |
| 2017               | Xavier Avery                     |
| 2018               | Sean Kazmar Jr.                  |

HISTORY

# RICHMOND/GWINNETT AWARD WINNERS

| FRONT OFFICE AWARDS   | PLAYER AWARDS   |
|---|---|
| <b>International League Executive of the Year</b>   | <b>International League Most Valuable Player</b>  |
| Hillman Lyons (1966, 1967)<br>Roger Bortoff (1974)<br>Richard Andersen (1981, 1985)<br>Bruce Baldwin (1989) | Tommie Aaron (1967)<br>Brett Butler (1981)  |
| <b>Minor League Executive of the Year</b>   | <b>International League Most Valuable Pitcher</b>   |
| Hillman Lyons (1967)  | Craig McMurtry (1982)<br>Brad Woodall (1994)<br>Julio Teheran (2011)  |
| <b>Larry MacPhail Promotional Trophy</b>  | <b>Triple-A All-Star Game IL MVP</b>  |
| Richard Andersen (1985)<br>Bruce Baldwin (1990)   | Mark Lemke (1989)<br>Dale Polley (1990, Most Valuable Pitcher)<br>Ryan Klesko (1993)<br>Luis Lopez (1994)<br>Doug Linton (2002)<br>Johnny Estrada (2003)                                    |
| <b>Bob Freitas Award<br/>(Outstanding Long-Term Operation)</b>  | <b>International League Rookie of the Year</b>  |
| Richmond Braves (1993)  | Dale Murphy (1977)<br>Glenn Hubbard (1978)<br>Brook Jacoby (1982)<br>Brad Komminsk (1983)<br>Chipper Jones (1993)<br>Freddie Freeman (2010)<br>Julio Teheran (2011)<br>Ernesto Mejia (2012) |
| <b>John H. Johnson President's Trophy<br/>(Outstanding Minor League Operation)</b>                          | <b>International League Manager of the Year</b>   |
| Richmond Braves (1997)  | Eddie Haas (1982, 1983)<br>Grady Little (1994)  |
| <b>Baseball America Triple-A Team of the Year</b>   |   |
| Richmond Braves (2004)  |   |
| <b>International League Sports Turf Manager of the Year</b>   |   |
| Barney Lopus (1992)<br>Chris Ball (2013)  |   |
| <b>STMA Triple-A Sports Turf Manager of the Year</b>  |   |
| Chris Ball (2013)   |   |

| TRIPLE-A MIDSEASON ALL-STARS | IL POSTSEASON ALL-STARS |
|------------------------------|-------------------------|
|------------------------------|-------------------------|

|   |   |  |  |
|---|---|--|--|
| <p>1988: Joe Boever-P<br/>1989: Tommy Greene-P<br/>Mark Lemke-2B<br/>Kent Mercker-P<br/>Jim Beauchamp-COACH<br/>1990: Dale Polley-P<br/>1991: Yorkis Perez-P<br/>Armando Reynoso-P<br/>1992: David Nied-P<br/>Boi Rodriguez-INF<br/>Pete Smith-P<br/>Chris Chambliss-MGR<br/>1993: Ryan Klesko-1B<br/>Chipper Jones-SS<br/>Javy Lopez-C<br/>Bill Taylor-P<br/>1994: Terry Clark-P<br/>Luis Lopez-DH<br/>Brad Woodall-P<br/>1995: Matt Murray-P<br/>Eddie Perez-C<br/>Dale Polley-P<br/>1996: Brad Woodall-P<br/>1997: Randall Simon-INF<br/>1998: Fausto Tejero-C<br/>1999: Micah Bowie-P<br/>Bruce Chen-P<br/>David Cortes-P<br/>2000: Damian Moss-P<br/>2001: Trey Moore-P<br/>Dax Norris-C<br/>2002: Doug Linton-P<br/>Trey Hodges-P<br/>2003: Johnny Estrada-C<br/>Jesse Garcia-INF<br/>Andy Pratt-P<br/>2004: Matt Whiteside-P<br/>Charles Thomas-OF<br/>2005: Brayan Pena-C<br/>2006: Carlos Mendez-1B<br/>2007: Manny Acosta-P<br/>2008: Barbaro Canizares-1B<br/>2009: Barbaro Canizares-DH<br/>Jairo Asencio-P<br/>Wes Timmons-1B<br/>Brooks Conrad-2B<br/>2010: Barbaro Canizares-DH<br/>Mike Dunn-P<br/>Wes Timmons-3B</p> | <p>2011: Jose Constanza-OF<br/>Stefan Gartrell-OF<br/>Mauro Gomez-1B<br/>Julio Teheran-P<br/>2012: Cory Gearrin-P<br/>Ernesto Mejia-1B<br/>2013: Ernesto Mejia-1B<br/>Joey Terdoslavich-OF<br/>2014: Phil Gosselin-3B<br/>Juan Jaime-P<br/>2015: Manny Banuelos-P<br/>Carlos Fisher-P<br/>2016: Ronnier Mustelief-OF<br/>2017: Ozzie Albies-2B<br/>Lucas Sims-P<br/>2018: Kolby Allard-P<br/>Carlos Franco-1B<br/>Evan Phillips-P</p> | <p>1966: Bill Robinson-OF<br/>1967: Jim Beauchamp-1B<br/>Felix Millan-2B<br/>Tommie Aaron-OF<br/>Ron Reed-P<br/>1968: Gil Garrido-SS<br/>1969: Ralph Garr-OF<br/>1970: Ralph Garr-OF<br/>1974: Bob Beall-1B<br/>1977: Dale Murphy-C<br/>Mickey Mahler-P<br/>1978: Hank Small-1B<br/>Glenn Hubbard-2B<br/>1979: Tommy Boggs-P<br/>1981: Brett Butler-OF<br/>Eddie Haas-MGR<br/>1982: Craig McMurtry-P<br/>Eddie Haas-MGR<br/>1983: Gerald Perry-1B<br/>Brook Jacoby-3B<br/>Brad Komminsk-OF<br/>1984: Paul Zuvella-1B<br/>Mitt Thompson-OF<br/>1985: Larry Owen-C<br/>1986: Gerald Perry-OF<br/>1988: Dave Griffin-1B<br/>Lonnie Smith-DH<br/>1989: Mark Lemke-2B<br/>Greg Tubbs-OF<br/>Mark Eichhorn-P<br/>1993: Ryan Klesko-1B<br/>Chipper Jones-SS<br/>Javy Lopez-C<br/>Tony Tarasco-OF<br/>Bill Taylor-P<br/>1994: Luis Lopez-DH<br/>Brad Woodall-P<br/>Grady Little-MGR<br/>1995: Rod Nichols-RP<br/>1997: Randall Simon-UTL<br/>2003: Johnny Estrada-C<br/>2004: Pete Orr-2B<br/>Matt Whiteside-P</p> | <p>2007: Martin Prado-2B<br/>2009: Barbaro Canizares-DH<br/>Jairo Asencio-RP<br/>2010: Freddie Freeman-1B<br/>Barbaro Canizares-DH<br/>2011: Stefan Gartrell-OF<br/>Julio Teheran-SP<br/>2012: Ernesto Mejia-1B<br/>2013: Joey Terdoslavich-OF<br/>2014: Phil Gosselin-UTL<br/>2017: Ozzie Albies-2B</p> |
| <b>MLB FUTURES GAME SELECTIONS (GWN)</b>  |   |  |  |
| <p>2009: Barbaro Canizares-1B (World)<br/>2010: Mike Minor-LHP (USA)<br/>2011: Julio Teheran-RHP (World)<br/>2013: Joey Terdoslavich-OF (USA)<br/>2014: Christian Bethancourt-C (World)<br/>2018: Touki Toussaint-RHP (World)</p>   |   |  |  |

HISTORY

# RICHMOND/GWINNETT PLAYERS IN TRIPLE CROWN CATEGORIES

## IL BATTING CHAMPIONS

1969: Ralph Garr (.329)  
1970: Ralph Garr (.386)  
1997: Tommy Gregg (.332)

2010: Barbaro Canizares (.341)  
2012: Jose Constanza (.314)

## IL ERA CHAMPIONS

1975: Pablo Torrealba (1.45)  
1990: Paul Marak (2.49)  
1991: Armando Reynoso (2.61)

1994: Brad Woodall (2.38)  
1995: Jason Schmidt (2.25)

## IL HOME RUN CHAMPIONS

1967: Jim Beauchamp (25)  
1968: Dave Nicholson (34)  
1970: Hal Breeden (37)

1978: Hank Small (25)  
1988: Dave Griffin (21)

## IL VICTORY LEADERS

1981: Ken Dayley (13)  
1982: Craig McMurtry (17)  
1983: Larry McWilliams (13)\*  
1986: Charlie Puleo (14)  
1989: Gary Eave (13)\*  
1992: David Nied (14)

1993: Mike Birkbeck (13)\*  
1994: Brad Woodall (15)\*  
1995: Jimmy Williams (12)\*\*  
2002: Trey Hodges (15)  
2011: Julio Teheran (15)

## IL RBI CHAMPIONS

1968: Dave Nicholson (86)  
1977: Dale Murphy (90)  
1978: Hank Small (101)  
1979: Jerry Keller (75)\*  
1997: Randall Simon (102)

2011: Stefan Gartrell (94)&  
2012: Ernesto Mejia (92)  
2013: Ernesto Mejia (83)

## IL STRIKEOUT LEADERS

1979: Tommy Boggs (138)  
1981: Ken Dayley (162)  
1986: Charlie Puleo (124)\*  
1989: Kent Mercker (144)  
1992: David Nied (159)

1993: Mike Birkbeck (136)\*  
2002: Doug Linton (160)  
2003: Andy Pratt (161)  
2004: Chuck Smith (129)\*

\*Finished tied for IL lead  
&Split season between Charlotte and Gwinnett  
^Split season between Norfolk and Richmond

# INTERNATIONAL LEAGUE PLAYERS OF THE WEEK (GWINNETT HISTORY)

### 2009:

RHP Charlie Morton (4/12/09)  
1B Wes Timmons (6/7/09)

### 2010:

RHP Chris Resop (5/16/10)  
OF Matt Young (6/17/10)  
RHP Todd Redmond (7/4/10)  
DH Barbaro Canizares (8/15/10)  
OF Matt Young (8/22/10)  
RHP Todd Redmond (8/29/10)

### 2011:

LHP Mike Minor (4/25/11)  
RHP Julio Teheran (5/2/11)  
RHP Todd Redmond (5/23/11)  
LHP Mike Minor (6/6/11)  
OF Jose Constanza (6/13/11)  
RHP Julio Teheran (6/27/11)  
1B Mauro Gomez (8/29/11)

### 2012:

OF Stefan Gartrell (5/6/12)  
1B Ernesto Mejia (5/20/12)  
RHP Todd Redmond (5/20/12)

### 2013:

RHP Tim Corcoran (5/28/13)  
LHP Yohan Flande (8/6/13)

### 2014:

1B Ernesto Mejia (4/7/14)  
OF Joey Terdoslavich (4/28/14)  
INF Phil Gosselin (7/14/14)  
1B Joey Terdoslavich (8/25/14)  
RHP Zach Stewart (9/2/14)

### 2015:

RHP Matt Wisler (5/11/15)  
RHP Matt Wisler (6/1/15)

### 2016:

RHP Aaron Blair (4/25/16)  
RHP Williams Perez (5/9/16)

### 2017:

OF Lane Adams (4/17/17)  
RHP Lucas Sims (4/24/17)  
LHP Andrew Albers (7/17/17)  
OF Ronald Acuna Jr. (8/21/17)  
RHP Manny Barreda (9/5/17)

### 2018:

OF Dustin Peterson (4/30/18)  
OF Danny Santana (5/28/18)  
RHP Lucas Sims (7/9/18)  
RHP Bryse Wilson (8/20/18)  
RHP Touki Toussaint (8/27/18)

## FROM GWINNETT TO "THE SHOW"

The all-time list of players to make Major League debuts following their debuts with Gwinnett. This list does not include players who had previous Major League experience prior to playing for Gwinnett.

### 85 Players as of October 2018

| PLAYER/POSITION            | MLB DEBUT                     | PLAYER/POSITION          | MLB DEBUT               |
|----------------------------|-------------------------------|--------------------------|-------------------------|
| Abreu, Juan - RHP          | 8/29/11 with Houston          | Olivera, Hector - 3B     | 9/1/15 with Atlanta     |
| Acuna Jr, Ronald - OF      | 4/25/18 with Atlanta          | Parsons, Wes - RHP       | 8/9/18 with Atlanta     |
| Albies, Ozzie - 2B         | 8/1/17 with Atlanta           | Pastornicky, Tyler - SS  | 4/5/12 with Atlanta     |
| Allard, Kolby - LHP        | 7/31/18 with Atlanta          | Peraza, Jose - 2B        | 8/10/15 with LA Dodgers |
| Asencio, Jairo - RHP       | 7/12/09 with Atlanta          | Perez, Willilams - RHP   | 5/8/15 with Atlanta     |
| Banuelos, Manny - LHP      | 7/2/15 with Atlanta           | Peterson, Dustin - OF    | 5/28/18 with Atlanta    |
| Beachy, Brandon - RHP      | 9/20/10 with Atlanta          | Phillips, Evan - RHP     | 7/3/18 with Atlanta     |
| Biddle, Jesse - LHP        | 4/21/10 with Atlanta          | Rasmus, Cory - RHP       | 5/22/13 with Atlanta    |
| Blair, Aaron - RHP         | 4/24/16 with Atlanta          | Redmond, Todd - RHP      | 8/18/12 with Cincinnati |
| Boscan, J.C. - C           | 10/1/10 with Atlanta          | Richardson, Antoan - OF  | 9/4/11 with Atlanta     |
| Bradley, Jed - LHP         | 9/3/16 with Atlanta           | Ruiz, Rio - 3B           | 9/18/16 with Atlanta    |
| Braham, Jake - RHP         | 6/30/15 with Atlanta          | Sims, Lucas - RHP        | 8/1/17 with Atlanta     |
| Broadway, Michael - RHP    | 6/13/15 with San Francisco    | Smith, Mallex - OF       | 4/11/16 with Atlanta    |
| Buchter, Ryan - LHP        | 6/20/14 with Atlanta          | Sobotka, Chad - RHP      | 8/10/18 with Atlanta    |
| Camargo, Johan - INF       | 4/11/17 with Atlanta          | Soroka, Mike - RHP       | 5/1/18 with Atlanta     |
| Canizares, Barbaro - 1B/DH | 6/11/09 with Atlanta          | Teheran, Julio - RHP     | 5/7/11 with Atlanta     |
| Castro, Daniel - SS        | 6/17/15 with Atlanta          | Terdoslavich, Joey - OF  | 7/4/13 with Atlanta     |
| Cervenka, Hunter - LHP     | 4/12/16 with Atlanta          | Toussaint, Touki - RHP   | 8/13/18 with Atlanta    |
| Chapman, Jaye - RHP        | 9/4/12 with Chicago Cubs      | Venters, Jonny - LHP     | 4/17/10 with Atlanta    |
| Constanza, Jose - OF       | 7/29/11 with Atlanta          | Vizcaino, Arodys - RHP   | 8/10/11 with Atlanta    |
| Cordier, Erik - RHP        | 9/3/14 with San Francisco     | Weber, Ryan - RHP        | 9/8/15 with Atlanta     |
| Cornely, John - RHP        | 4/29/15 with Atlanta          | Whalen, Rob - RHP        | 8/3/16 with Atlanta     |
| Cunningham, Todd - OF      | 7/30/13 with Atlanta          | Wilson, Bryse - RHP      | 8/20/18 with Atlanta    |
| De La Cruz, Joel - RHP     | 6/29/16 with Atlanta          | Wisler, Matt - RHP       | 6/19/15 with Atlanta    |
| Diamond, Scott - LHP       | 7/18/11 with Minnesota        | Wright, Kyle - RHP       | 9/4/18 with Atlanta     |
| Flande, Yohan - LHP        | 6/25/14 with Colorado         | Young, Matt - OF         | 4/3/11 with Atlanta     |
| Freeman, Freddie - 1B      | 9/1/10 with Atlanta           | Younginer, Madison - RHP | 8/7/16 with Atlanta     |
| Freitas, David - C         | 8/30/17 with Atlanta          |                          |                         |
| Garcia, Adonis - 3B        | 5/19/15 with Atlanta          |                          |                         |
| Gearrin, Cory - RHP        | 4/25/11 with Atlanta          |                          |                         |
| Gilmartin, Sean - LHP      | 4/10/15 with New York Mets    |                          |                         |
| Gohara, Luiz - LHP         | 9/6/17 with Atlanta           |                          |                         |
| Gomez, Mauro - 1B          | 5/13/12 with Boston           |                          |                         |
| Gorecki, Reid - OF         | 8/17/09 with Atlanta          |                          |                         |
| Gosselin, Phil - 2B        | 8/16/13 with Atlanta          |                          |                         |
| Hale, David - RHP          | 9/13/13 with Atlanta          |                          |                         |
| Hanson, Tommy - RHP        | 6/7/09 with Atlanta           |                          |                         |
| Heath, Deunte - RHP        | 9/1/12 with Chicago White Sox |                          |                         |
| Hernandez, Diory - SS      | 5/21/09 with Atlanta          |                          |                         |
| Heyward, Jason - OF        | 4/5/10 with Atlanta           |                          |                         |
| Hicks, Brandon - 3B        | 5/5/10 with Atlanta           |                          |                         |
| Hoover, J.J. - RHP         | 4/25/12 with Cincinnati       |                          |                         |
| Hoyt, James - RHP          | 8/3/16 with Houston           |                          |                         |
| Hursh, Jason - RHP         | 8/13/16 with Atlanta          |                          |                         |
| Jaime, Juan - RHP          | 6/20/14 with Atlanta          |                          |                         |
| Jenkins, Tyrell - RHP      | 6/22/16 with Atlanta          |                          |                         |
| Kelly, Ryan - RHP          | 6/30/15 with Atlanta          |                          |                         |
| Kimbrel, Craig - RHP       | 5/7/10 with Atlanta           |                          |                         |
| La Stella, Tommy - 2B      | 5/28/14 with Atlanta          |                          |                         |
| Lucas, Ed - SS             | 5/30/13 with Miami            |                          |                         |
| Marimon, Sugar Ray - RHP   | 4/14/15 with Atlanta          |                          |                         |
| Marksberry, Matt - LHP     | 7/31/15 with Atlanta          |                          |                         |
| Martin, Cody - RHP         | 4/7/15 with Atlanta           |                          |                         |
| McCreery, Adam - LHP       | 8/9/18 with Atlanta           |                          |                         |
| Medlen, Kris - RHP         | 5/21/09 with Atlanta          |                          |                         |
| Minor, Mike - LHP          | 8/9/10 with Atlanta           |                          |                         |
| Minter, A.J. - LHP         | 8/23/17 with Atlanta          |                          |                         |
| Newcomb, Sean - LHP        | 6/10/17 with Atlanta          |                          |                         |



## **THE INTERNATIONAL LEAGUE**

**Former Richmond Braves player, legendary Atlanta Braves manager and National Baseball Hall of Famer Bobby Cox will be inducted into the International League Hall of Fame in 2019.**

**(Photo: Kyle Hess)**

# INTERNATIONAL LEAGUE DIRECTORY



55 S. High Street, Suite 202  
 Dublin, Ohio 43017  
 Phone: (614) 791-9300  
 Fax: (614) 791-9009  
 office@ilbaseball.com  
 ilbaseball.com  
 Twitter: @TripleABaseball

Classification: Triple-A  
 Years Active: 1884-Present  
 Number of Games: 140  
 Roster Limit: 25  
 All-Star Game: 7/10 in El Paso, TX  
 Triple-A Nat. Champ: 9/17 in Memphis, TN

President/Treasurer.....Randy A. Mobley  
 Corporate Secretary.....Max Schumacher  
 League Administrator.....Chris Sprague  
 Office Manager.....Gretchen Addison

Directors: ..... Bob Rich, Jr. (Buffalo), Don Beaver (Charlotte), Ken Schnacke (Columbus), Mike Birling (Durham),  
 Chip Moore (Gwinnett), Bruce Schumacher (Indianapolis), Joe Finley (Lehigh Valley),  
 Stuart Katzoff (Louisville), Joe Gregory (Norfolk), Mike Tamburro (Pawtucket), Naomi Silver (Rochester),  
 Josh Olerud (Scranton/Wilkes-Barre), Jeff Wilpon (Syracuse), Erik Ibsen (Toledo)

## 2019 DIVISIONS

### NORTH

Buffalo Bisons (TOR)  
 Lehigh Valley IronPigs (PHI)  
 Pawtucket Red Sox (BOS)  
 Rochester Red Wings (MIN)  
 Scranton/WB RailRiders (NYY)  
 Syracuse Mets (NYM)

### WEST

Columbus Clippers (CLE)  
 Indianapolis Indians (PIT)  
 Louisville Bats (CIN)  
 Toledo Mud Hens (DET)

### SOUTH

Charlotte Knights (CHW)  
 Durham Bulls (TB)  
**Gwinnett Stripers (ATL)**  
 Norfolk Tides (BAL)



IL INFO



## 2019 PLAYOFF SCHEDULE



### Round One (Best-of-Five, September 4-8):

Sept. 4-5: West Winner at South Winner, North Winner at Wild Card  
Sept. 6-8: South Winner at West Winner, Wild Card at North Winner

### Governors' Cup Championship (Best-of-Five, September 10-14):

Sept. 10-11: North/Wild Card Series Winner at West/South Series Winner  
Sept. 12-14: West/South Series Winner at North/Wild Card Series Winner

### Triple-A National Championship Game (September 17):

IL Champion vs. PCL Champion at AutoZone Park in Memphis, TN

## IL CHAMPIONS SINCE RICHMOND/GWINNETT JOINED LEAGUE

| YEAR | CHAMPION     | RUNNER-UP  | YEAR | CHAMPION     | RUNNER-UP   | YEAR | CHAMPION    | RUNNER-UP     |
|------|--------------|------------|------|--------------|-------------|------|-------------|---------------|
| 1966 | Toronto      | Richmond   | 1985 | Tidewater    | Columbus    | 2004 | Buffalo     | Richmond      |
| 1967 | Toledo       | Columbus   | 1986 | Richmond     | Rochester   | 2005 | Toledo      | Indianapolis  |
| 1968 | Jacksonville | Columbus   | 1987 | Columbus     | Tidewater   | 2006 | Toledo      | Rochester     |
| 1969 | Syracuse     | Columbus   | 1988 | Rochester    | Tidewater   | 2007 | Richmond    | Durham        |
| 1970 | Syracuse     | Columbus   | 1989 | Richmond     | Syracuse    | 2008 | Scranton/WB | Durham        |
| 1971 | Rochester    | Tidewater  | 1990 | Rochester    | Columbus    | 2009 | Durham      | Scranton/WB   |
| 1972 | Tidewater    | Louisville | 1991 | Columbus     | Pawtucket   | 2010 | Columbus    | Durham        |
| 1973 | Pawtucket    | Charleston | 1992 | Columbus     | Scranton/WB | 2011 | Columbus    | Lehigh Valley |
| 1974 | Rochester    | Syracuse   | 1993 | Charlotte    | Rochester   | 2012 | Pawtucket   | Charlotte     |
| 1975 | Tidewater    | Syracuse   | 1994 | Richmond     | Syracuse    | 2013 | Durham      | Pawtucket     |
| 1976 | Syracuse     | Richmond   | 1995 | Ottawa       | Norfolk     | 2014 | Pawtucket   | Durham        |
| 1977 | Charleston   | Pawtucket  | 1996 | Columbus     | Rochester   | 2015 | Columbus    | Indianapolis  |
| 1978 | Richmond     | Pawtucket  | 1997 | Rochester    | Columbus    | 2016 | Scranton/WB | Gwinnett      |
| 1979 | Columbus     | Syracuse   | 1998 | Buffalo      | Durham      | 2017 | Durham      | Scranton/WB   |
| 1980 | Columbus     | Toledo     | 1999 | Charlotte    | Durham      | 2018 | Durham      | Scranton/WB   |
| 1981 | Columbus     | Richmond   | 2000 | Indianapolis | Scranton/WB |      |             |               |
| 1982 | Tidewater    | Rochester  | 2001 | Louisville   | Scranton/WB |      |             |               |
| 1983 | Tidewater    | Richmond   | 2002 | Durham       | Buffalo     |      |             |               |
| 1984 | Pawtucket    | Maine      | 2003 | Durham       | Pawtucket   |      |             |               |

## TRIPLE-A NATIONAL CHAMPIONSHIP RESULTS SINCE 2006

| YEAR | CHAMPION    | RUNNER-UP   |
|------|-------------|-------------|
| 2006 | Tucson      | Toledo      |
| 2007 | Sacramento  | Richmond    |
| 2008 | Sacramento  | Scranton/WB |
| 2009 | Durham      | Memphis     |
| 2010 | Columbus    | Tacoma      |
| 2011 | Columbus    | Omaha       |
| 2012 | Reno        | Pawtucket   |
| 2013 | Omaha       | Durham      |
| 2014 | Omaha       | Pawtucket   |
| 2015 | Fresno      | Columbus    |
| 2016 | Scranton/WB | El Paso     |
| 2017 | Durham      | Memphis     |
| 2018 | Memphis     | Durham      |



IL INFO

## GWINNETT VS. THE INTERNATIONAL LEAGUE (2009-Current)

| OPPONENT                         | RECORD AGAINST | PCT         | HOME*                 | ROAD^                 |
|----------------------------------|----------------|-------------|-----------------------|-----------------------|
| Buffalo Bisons                   | 44-29          | .603        | 22-15                 | 22-14                 |
| Charlotte Knights                | 113-114        | .498        | 60-52                 | 53-62                 |
| Columbus Clippers                | 31-49          | .388        | 14-26                 | 17-23                 |
| Durham Bulls                     | 99-115         | .463        | 53-51                 | 46-64                 |
| Indianapolis Indians             | 43-44          | .494        | 25-21                 | 18-23                 |
| Lehigh Valley IronPigs           | 31-44          | .413        | 14-24                 | 17-20                 |
| Louisville Bats                  | 38-39          | .494        | 22-18                 | 16-21                 |
| Norfolk Tides                    | 119-99         | .546        | 66-44                 | 53-55                 |
| Pawtucket Red Sox                | 32-39          | .451        | 17-18                 | 15-21                 |
| Rochester Red Wings              | 35-41          | .461        | 20-18                 | 15-23                 |
| Scranton/Wilkes-Barre RailRiders | 29-44          | .397        | 11-26                 | 18-18                 |
| Syracuse Mets                    | 34-40          | .459        | 20-18                 | 14-22                 |
| Toledo Mud Hens                  | 53-30          | .639        | 24-14                 | 29-16                 |
| <b>TOTALS:</b>                   | <b>701-727</b> | <b>.491</b> | <b>368-345 (.516)</b> | <b>333-382 (.466)</b> |

\*Record includes games played as the home team in road stadiums.

^Record includes games played as the road team in home stadium.

## SINGLE-SEASON INTERNATIONAL LEAGUE BATTING RECORDS

|                                  |   |
|----------------------------------|---|
| Batting Average.....             | .415, Dan Brouthers (Springfield), 1897   |
| Runs Scored.....                 | 173, Joe Hauser (Baltimore), 1930   |
| Hits.....                        | 246, Jack Bentley (Baltimore), 1921   |
| Total Bases.....                 | 443, Joe Hauser (Baltimore), 1930   |
| Doubles.....                     | 57, Jim Holt (Jersey City), 1924  |
| Triples.....                     | 29, Guy Tutweiler (Providence), 1914  |
| Home Runs.....                   | 63, Joe Hauser (Baltimore), 1930  |
| RBI.....                         | 180, Rip Collins (Rochester), 1930  |
| Stolen Bases.....                | 112*, Mike Slattery (Toronto), 1887<br>94, Otis Nixon (Columbus), 1983          |
| Sacrifices.....                  | 64, Cliff Brady (Rochester), 1923   |
| Strikeouts.....                  | 202, Adam Brett Walker (Rochester), 2016  |
| Walks.....                       | 167, Blas Monaco (Columbus), 1944   |
| Longest Hitting Streak.....      | 43, Brandon Watson (Columbus), 2007   |
| Most Consecutive Hits.....       | 15, George Quelling (Reading), 1929   |
| Consecutive Games with a HR..... | 7, Clarence Walker (Baltimore), 1926<br><b>7, Brook Jacoby (Richmond), 1983</b> |

*\*Total includes taking extra bases on routine plays, such as going from first to third on a single.  
Slattery and Nixon are both considered record holders.*

## SINGLE-SEASON INTERNATIONAL LEAGUE PITCHING RECORDS

|                         |  |
|-------------------------|--|
| Games.....              | 78, Mike Walker (Indianapolis), 1998   |
| Winning Percentage..... | 1.000 (12-0), Joe Roa (Scranton/WB), 2002<br>1.000 (10-0), Alan Newman (Durham), 1999                    |
| Wins.....               | 35, Les Gorman (Buffalo), 1891   |
| Losses.....             | 29, George Keefe (Troy), 1888<br>29, Frank Leary (Rochester), 1903<br>29, Charles Swaney (Reading), 1926 |
| Saves.....              | 43, Jonathan Albaladejo (Scranton/WB), 2010  |
| Innings.....            | 422, Joe McGinnity (Newark), 1909  |
| Walks.....              | 186, Lefty Grove (Baltimore), 1923   |
| Strikeouts.....         | 330, Lefty Grove (Baltimore), 1923   |
| ERA.....                | 1.31, Urban Shocker (Toronto), 1916  |

### INTERNATIONAL LEAGUE TRIPLE CROWN WINNERS

Batters who have led the IL in Batting Average, Home Runs and RBI in the same season.

| <u>YEAR</u> | <u>PLAYER</u>     | <u>TEAM</u> | <u>AVG</u> | <u>HR</u> | <u>RBI</u> |
|-------------|-------------------|-------------|------------|-----------|------------|
| 1921        | Jack Bentley      | Baltimore   | .412       | 24        | 120        |
| 1928        | Dale Alexander    | Toronto     | .380       | 31        | 144        |
| 1935        | George Puccinelli | Baltimore   | .359       | 53        | 172        |
| 1955        | Rocky Nelson      | Montreal    | .364       | 37        | 130        |
| 1958        | Rocky Nelson      | Toronto     | .326       | 43        | 120        |
| 1959        | Frank Herrera     | Buffalo     | .329       | 37        | 128        |
| 1974        | Jim Rice          | Pawtucket   | .337       | 25        | 93         |

Pitchers who have led the IL in ERA, Wins and Strikeouts.

| <u>YEAR</u> | <u>PLAYER</u>   | <u>TEAM</u> | <u>ERA</u> | <u>W</u> | <u>SO</u> |
|-------------|-----------------|-------------|------------|----------|-----------|
| 1886        | Bill Serad      | Utica       | 1.02       | 30       | 260       |
| 1960        | Al Cicotte      | Toronto     | 1.79       | 16       | 158       |
| 1976        | Dennis Martinez | Rochester   | 2.50       | 14       | 140       |

### GWN/RICH FRANCHISE ALL-STAR GAME HOSTING HISTORY

July 3, 1967 at Parker Field (Richmond, VA)  
South 4, North 3 (11 Innings); Attendance: 7,011

July 1, 1974 at Parker Field (Richmond, VA)  
New York Mets 2, IL All-Stars 1; Attendance: 6,593

July 25, 1985 at The Diamond (Richmond, VA)  
Game Cancelled due to rain

July 15, 1992 at The Diamond (Richmond, VA)  
AL Affiliates 2, NL Affiliates 1; Attendance: 12,186

**INTERNATIONAL LEAGUE AWARD WINNERS SINCE 1966**

| YEAR | MOST VALUABLE PLAYER |             | MOST VALUABLE PITCHER |             | ROOKIE OF THE YEAR     |             | MANAGER OF THE YEAR |             |
|------|----------------------|-------------|-----------------------|-------------|------------------------|-------------|---------------------|-------------|
| 1966 | Mike Epstein         | ROC         | Gary Waslewski        | TOR         | Mike Epstein           | ROC         |                     |             |
| 1967 | <b>Tommie Aaron</b>  | <b>RICH</b> | Dave Leonhard         | ROC         | Curt Motton            | ROC         | Jack Tighe          | TOL         |
| 1968 | Merv Rettenmund      | ROC         | Dave Roberts          | COL         | Merv Rettenmund        | ROC         | Jack Tighe          | TOL         |
| 1969 | Luis Alvarado        | LOU         | Ron Klimkowski        | SYR         | Luis Alvarado          | LOU         | Clyde McCoulogh     | TID         |
| 1970 | George Kopacz        | COL         | Bob Gardner           | SYR         | Roger Freed            | ROC         | Frank Verdi         | SYR         |
|      | Roger Freed          | ROC         |                       |             |                        |             |                     |             |
| 1971 | Bobby Grich          | ROC         | Roric Harrison        | ROC         | Rusty Torres           | SYR         | Joe Altobelli       | ROC         |
| 1972 | Dwight Evans         | LOU         | Gene Garber           | CHR         | Al Bumby               | ROC         | Hank Bauer          | TID         |
| 1973 | Jim Fuller           | ROC         | Dick Pole             | PAW         | Otto Velez             | SYR         | Joe Morgan          | CHR         |
| 1974 | Jim Rice             | PAW         | Scott McGregor        | SYR         | Jim Rice               | PAW         | Karl Kuehl          | MEM         |
| 1975 | Mike Vail            | TID         | Craig Swan            | TID         | Mike Vail              | TID         | Joe Frazier         | TID         |
| 1976 | Rich Dauer           | ROC         | Dennis Martinez       | ROC         | Rich Dauer             | ROC         | Joe Altobelli       | ROC         |
|      | Mickey Klutts        | SYR         |                       |             |                        |             |                     |             |
|      | Joe Lis              | TOL         |                       |             |                        |             |                     |             |
| 1977 | Ted Cox              | PAW         | Mike Parrott          | ROC         | <b>Dale Murphy</b>     | <b>RICH</b> | Joe Morgan          | PAW         |
| 1978 | Gary Allenson        | PAW         | Juan Berenguer        | TID         | <b>Glenn Hubbard</b>   | <b>RICH</b> | Jim Beauchamp       | CHR         |
| 1979 | Bobby Brown          | COL         | Rick Anderson         | COL         | Mookie Wilson          | TID         | Vern Benson         | SYR         |
|      | Dave Stapleton       | PAW         |                       |             |                        |             |                     |             |
| 1980 | Marshall Brant       | COL         | Bob Kammeyer          | COL         | Bob Bonner             | ROC         | Joe Altobelli       | COL         |
| 1981 | <b>Brett Butler</b>  | <b>RICH</b> | Bob Ojeda             | PAW         | Cal Ripken, Jr.        | ROC         | <b>Eddie Haas</b>   | <b>RICH</b> |
| 1982 | Tucker Ashford       | COL         | <b>Craig McMurtry</b> | <b>RICH</b> | <b>Brook Jacoby</b>    | <b>RICH</b> | <b>Eddie Haas</b>   | <b>RICH</b> |
| 1983 | Tim Teufel           | TOL         | Walt Terrell          | TID         | <b>Brad Komminsk</b>   | <b>RICH</b> | Doc Edwards         | CHR         |
| 1984 | Scott Bradley        | COL         | Brad Havens           | TOL         | Scott Bradley          | COL         | Tony Torchia        | PAW         |
| 1985 | Dan Pasqua           | COL         | Tom Henke             | SYR         | Dan Pasqua             | COL         | Doug Ault           | SYR         |
| 1986 | Pat Dodson           | PAW         | John Mitchell         | TID         | Orestes Destrade       | COL         | John Hart           | ROC         |
| 1987 | Randy Milligan       | TID         | Brad Arnsberg         | COL         | Randy Milligan         | TID         | Ed Nottle           | PAW         |
| 1988 | Craig Worthington    | ROC         | Steve Searcy          | TOL         | Steve Finley           | ROC         | Johnny Oates        | ROC         |
| 1989 | Tom O'Malley         | TID         | Alex Sanchez          | SYR         | Francisco Cabrera      | SYR         | Bob Bailor          | SYR         |
| 1990 | Hensley Meulens      | COL         | Dave Eiland           | COL         | Phil Plantier          | PAW         | Greg Biagini        | ROC         |
| 1991 | Derek Bell           | SYR         | Mike Mussina          | ROC         | Luis Mercedes          | ROC         | Butch Hobson        | PAW         |
| 1992 | J.T. Snow            | COL         | Sam Miltello          | COL         | J.T. Snow              | COL         | Lee Elia            | SWB         |
| 1993 | Jim Thome            | CHA         | Aaron Sele            | PAW         | <b>Chipper Jones</b>   | <b>RICH</b> | Mike Quade          | OTT         |
| 1994 | Jeff Manto           | NOR/ROC     | <b>Brad Woodall</b>   | <b>RICH</b> | Shawn Green            | SYR         | <b>Grady Little</b> | <b>RICH</b> |
| 1995 | Butch Huskey         | NOR         | Jason Isringhausen    | NOR         | Jason Isringhausen     | NOR         | Toby Harrah         | NOR         |
| 1996 | Phil Hiatt           | TOL         | Mike Fyhrie           | NOR         | Billy McMillon         | CHA         | Buddy Bailey        | PAW         |
| 1997 | Roberto Petagine     | NOR         | Brian Rose            | PAW         | Brian Rose             | PAW         | Marv Foley          | ROC         |
| 1998 | Roberto Petagine     | IND         | Shannon Withem        | SYR         | Marlon Anderson        | SWB         | Ken Macha           | PAW         |
| 1999 | Steve Cox            | DUR         | Ed Yarnall            | COL         | Kurt Bierek            | COL         | Tom Spencer         | CHA         |
| 2000 | Chad Mottola         | SYR         | Jon Garland           | CHR         | Aubrey Huff            | DUR         | Joel Skinner        | BUF         |
| 2001 | Toby Hall            | DUR         | Brandon Duckworth     | SWB         | Brandon Duckworth      | SWB         | Eric Wedge          | BUF         |
| 2002 | Raul Gonzalez        | LOU         | Joe Roa               | SWB         | Carl Crawford          | DUR         | Marc Bombard        | SWB         |
| 2003 | Fernando Seguinol    | COL         | Bronson Arroyo        | PAW         | Aaron Miles            | CHR         | Buddy Bailey        | PAW         |
| 2004 | Jhonny Peralta       | BUF         | Ben Hendrickson       | IND         | Jason Kubel            | ROC         | Marty Brown         | BUF         |
| 2005 | Shane Victorino      | SWB         | Zach Duke             | IND         | Francisco Liriano      | ROC         | Larry Parrish       | TOL         |
| 2006 | Kevin Witt           | DUR         | Heath Phillips        | CHA         | Josh Fields            | CHA         | John Russell        | SWB         |
| 2007 | Mike Hessman         | TOL         | Kevin Slowey          | ROC         | Joey Votto             | LOU         | Dave Miley          | SWB         |
| 2008 | Jeff Bailey          | PAW         | Charlie Zink          | PAW         | Randy Ruiz             | ROC         | Rick Sweet          | LOU         |
| 2009 | Shelley Duncan       | SWB         | Justin Lehr           | LOU         | Austin Jackson         | SWB         | Rick Sweet          | LOU         |
| 2010 | Dan Johnson          | DUR         | Jeremy Hellickson     | DUR         | <b>Freddie Freeman</b> | <b>GWN</b>  | Charlie Montoyo     | DUR         |
| 2011 | Russ Canzier         | DUR         | <b>Julio Teheran</b>  | <b>GWN</b>  | <b>Julio Teheran</b>   | <b>GWN</b>  | Mike Sarbaugh       | COL         |
| 2012 | Mauro Gomez          | PAW         | Tyler Cloyd           | LHV         | <b>Ernesto Mejia</b>   | <b>GWN</b>  | Dave Miley          | SWB         |
| 2013 | Chris Colabello      | ROC         | J.D. Martin           | DUR         | Chris Colabello        | ROC         | Charlie Montoyo     | DUR         |
| 2014 | Steven Souza, Jr.    | SYR         | Anthony Ranaudo       | PAW         | Steven Souza, Jr.      | SYR         | Billy Gardner, Jr.  | SYR         |
| 2015 | Matt Hague           | BUF         | Erik Johnson          | CHA         | Ben Gamel              | SWB         | Ron Johnson         | NOR         |
| 2016 | Ben Gamel            | SWB         | Jake Thompson         | LHV         | Yandy Diaz             | COL         | Al Pedrique         | SWB         |
| 2017 | Rhys Hoskins         | LHV         | Steven Brault         | IND         | Rhys Hoskins           | LHV         | Al Pedrique         | SWB         |
| 2018 | Joey Meneses         | LHV         | Cole Irvin            | LHV         | Joey Meneses           | LHV         | Gary Jones          | LHV         |



## 1947-1963 INDUCTIONS

1947

Ollie Carnegie (OF)  
 Charlie Keller (OF)  
 Ernest Lanigan (Executive)  
 Frank McGowan (OF/Mgr.)  
 Steve O'Neill (C/Mgr.)  
 Ben Sankey (INF)  
 Frank Shaughnessy (1B/Mgr./Exec.)  
 Billy Southworth (OF/Mgr.)  
 Fred "Dixie" Walker (OF/Mgr.)

1948

Herb Pennock (P)  
 Dick Rudolph (P)  
 Alphonse "Tommy" Thomas (P/Mgr./Exec.)

1949

Ed Holly (SS/Mgr.)  
 Bill Meyer (Mgr.)  
 George Toporcer (2B/Mgr.)

1950

Jack Dunn (2B/Mgr.)  
 Jewel Ens (INF/Mgr./Exec.)  
 Dan Howley (C/Mgr.)

1951

James "Rip" Collins (1B)  
 Al Mamaux (P/Mgr.)  
 Ed Onslow (1B/Mgr.)

1952

Bill Murray (OF/Mgr.)  
 Jack Ogden (P)  
 George Wiltse (1B/P/Mgr.)

1953

Estel Crabtree (OF/Mgr.)  
 William Manley (Executive)  
 Fred Merkle (1B/Mgr.)

1954

Joe Boley (SS)  
 Fred Hutchinson (P)  
 Bill Kelly (1B/Mgr./Umpire)

1955

Jack Berly (P)  
 Luke Hamlin (P)  
 Merwin Jacobson (OF)

1956

George Earnshaw (P)  
 Joe McCarthy (2B)  
 Jimmy Ripple (OF)

1957

Christian "Bruno" Betzel (Mgr.)  
 Ike Boone (OF/Mgr.)  
 James "Rube" Parnham (P)

1958

Jack Bentley (1B/P)  
 George Selkirk (OF/Mgr.)  
 Jimmy Walsh (OF/Mgr.)

1959

Frederick "Fritz" Maisel (INF/Mgr.)  
 William "Harry" Smythe (P/Mgr.)  
 George Stallings (C/Mgr.)

1960

Howie Moss (3B/OF)  
 Glenn "Rocky" Nelson (1B)  
 Jackie Robinson (2B)

1961

Pat Powers (Mgr./Executive)

1962

Joe Brown (3B)

1963

Dick Porter (INF/OF/Mgr.)

2012

Dave Eiland (P)  
 Bill Evers (Mgr.)  
 Mike Tamburro (Executive)

2013

Mack Jones (OF)  
 Larry Parrish (Mgr.)  
 Don Richmond (3B)

2014

**Jeff Manto (INF/OF)^**  
 Dave Miley (Mgr.)  
 Jim Weber (Broadcaster)

2015

Marc Bombard (Mgr.)  
 Marshall Brant (1B)  
 Don Labruzzo (Executive)

2016

Hensley Meulens (INF/OF/Coach)  
 Charlie Montoyo (INF/Mgr.)

2017

Lee Gardner (P)  
 Max Schumacher (Executive)

2018

**Mike Hessman (INF/OF)^**  
 Ken Schnacke (Executive)

2019

**Bobby Cox (3B/Mgr.)^**  
 Sam Jethroe (OF)  
 Billy McMillon (OF)  
 Lou Schwegheimer (Executive)

## MODERN ERA INDUCTIONS

2007

Harold Cooper (Executive)  
 George Sisler, Jr. (Executive)

2008

**Tommie Aaron (OF/Mgr.)^**  
 Dale Alexander (1B)  
 Joe Altobelli (1B/OF/Mgr.)  
 Don Buford (INF/OF)  
 Gene Cook (Executive)  
 Russ Derry (OF)  
 Luke Easter (1B/OF/Mgr.)  
**Ralph Garr (OF)^**  
 Frank Gilhooley, Sr. (OF)  
 Robert "Lefty" Grove (P)  
 Joe Hauser (1B)  
 Frank "Pancho" Herrera (1B)  
 Tommy Lasorda (P/Mgr.)  
 Ben Mondor (Executive)  
**Joe Morgan (INF/OF/Mgr.)^**  
 George Puccinelli (OF)  
 George Quelling (OF)  
 Jim Rice (OF)  
 Dave Rosenfield (Executive)  
 Hank Sauer (OF)  
 Morrie Silver (Executive)  
 Anthony "Tex" Simone (Executive)  
**Bobby Tiefenauer (P/Mgr.)^**  
 Ollie Tucker (OF)  
 Frank Verdi (Mgr.)  
 Hobart "Rabbit" Whitman (OF)  
 Archie Wilson (OF)

2009

Russell "Buzz" Arlett (OF)  
 Charles "Red" Barrett (P)  
 Walter Cazen (OF)  
 Steve Demeter (3B/Mgr.)  
 Clay Hopper (Mgr.)  
 Charles "Rube" Kisinger (P)  
 Joe Knight (OF)  
 Albert "Dutch" Mele (OF)  
 Carl "Stump" Merrill (Mgr.)  
 Roberto Petagine (1B)  
 Red Schoendienst (SS)  
 Bill Short (P)  
 Ed Stevens (1B)  
**Harry "The Hat" Walker (OF/Mgr.)&**

2010

Walter Alston (Mgr.)  
 Don Baylor (OF)  
 Frank Carswell (OF/Mgr.)  
 Bobby Grich (INF)  
 Mike Ryba (P)  
 Bob Seeds (OF)  
 Coaker Triplett (OF)

2011

Steve Balboni (1B)  
 Wade Boggs (3B)  
 Cal Ripken, Jr. (3B)

<sup>\*</sup>=Played for Atlanta Crackers  
<sup>&</sup>=Managed Atlanta Crackers  
<sup>^</sup>=Played for Richmond Braves



# BUFFALO BIONS 61-77, 6<sup>TH</sup> IL NORTH IN 2018

Triple-A Affiliate of the Toronto Blue Jays Since 2013

### Contact Information:

One James D. Griffin Plaza  
Buffalo, NY 14203  
716-846-2000  
bisons.com  
Twitter: @BuffaloBisons

### Years in IL:

1886-98, 1901-70, 1998-

### Governors' Cup Titles (6):

1933, 1936, 1957, 1961,  
1998, 2004

## BIONS STAFF


|                     |                 |             |
|---------------------|-----------------|-------------|
| VP/General Manager: | Mike Buczkowski | 33rd Season |
| Field Manager:      | Bobby Meacham   | 3rd Season  |
| Pitching Coach:     | Doug Mathis     | 1st Season  |
| Hitting Coach:      | Corey Hart      | 2nd Season  |
| Position Coach:     | Devon White     | 3rd Season  |
| Athletic Trainer:   | Bob Tarpey      | 2nd Season  |
| Strength Coach:     | Brian Pike      | 2nd Season  |

## MEDIA/PR CONTACTS

|   |              |                                      |
|---|--------------|--------------------------------------|
| Director of Marketing and Public Relations: | Brad Bisbing | 716-846-2019<br>bbisbing@bisons.com  |
| Radio Broadcaster/Media Relations:          | Pat Malacaro | 716-846-2280<br>pmalacaro@bisons.com |

## SAHLEN FIELD

|                       |               |                 |                   |
|-----------------------|---------------|-----------------|-------------------|
| Opened.....           | 1988          | Dimensions..... | Left Field: 325   |
| Capacity.....         | 16,600        |                 | Center Field: 404 |
| 2018 Attendance ..... | 527,988 (5th) |                 | Right Field: 325  |



**BOBBY MEACHAM**

3rd Season with BUF  
126-153 (.452)

13th MiLB Season  
691-779 (.470)

## GWINNETT VS. BUFFALO IN 2018

| DATE         | SCORE  | WIN / LOSS / SAVE                  |
|--------------|--------|------------------------------------|
| 8/7 at BUF   | W, 2-0 | Socolovich / Reid-Foley / Sobotka  |
| 8/8 at BUF   | L, 1-6 | Waguespack / Wright / --           |
| 8/9 at BUF   | W, 9-5 | B. Wilson / Guerrieri / Webb       |
| 8/16 vs. BUF | W, 4-2 | Pfeifer / Cumpton / Webb           |
| 8/17 vs. BUF | L, 0-8 | M. Smith / Fried / --              |
| 8/18 vs. BUF | W, 5-1 | Toussaint / Morimando / --         |
| 8/19 vs. BUF | L, 2-4 | Barnes / Socolovich / J. Fernandez |

### 2018 Offense vs. BUF:

.259/.302/.358, 12 2B, 0 3B, 4 HR,  
23 R, 21 RBI, 3 SB

### 2018 Pitching vs. BUF:

3.19 ERA, .249 BAA, 1.32 WHIP,  
26 R, 22 ER, 7 HR, 24 BB, 56 SO

## GWINNETT VS. BUFFALO IN 2019

### AT COOLRAY FIELD (3 Games)

May 7-9 (3G)

### AT SAHLEN FIELD (3 Games)

May 14-16 (3G)

## TEAM HOTEL IN BUFFALO

Hyatt Regency Buffalo  
Two Fountain Plaza  
Buffalo, NY 14202  
716-855-4952

## GWINNETT VS. BUFFALO ALL TIME

| YEAR          | W/L                 | HOME         | ROAD         |
|---------------|---------------------|--------------|--------------|
| 2009          | 4-4                 | 2-2          | 2-2          |
| 2010          | 3-5                 | 2-2          | 1-3          |
| 2011          | 4-4                 | 3-1          | 1-3          |
| 2012          | 2-6                 | 1-3          | 1-3          |
| 2013          | 5-3                 | 2-2          | 3-1          |
| 2014          | 6-1                 | 3-1          | 3-0          |
| 2015          | 5-1                 | 2-1          | 3-0          |
| 2016          | 7-0                 | 3-0          | 4-0          |
| 2017          | 4-2                 | 2-1          | 2-1          |
| 2018          | 4-3                 | 2-2          | 2-1          |
| <b>TOTAL:</b> | <b>44-29 (.603)</b> | <b>22-15</b> | <b>22-14</b> |

GWN SWEEPS: 4x, last: 8/23-25, 2016 (3G)  
BUF SWEEPS: None

## MLB.COM TOP 10 TORONTO BLUE JAYS PROSPECTS

| NO. | PLAYER                | POS. | TOP 100 | NO. | PLAYER            | POS.  | TOP 100 |
|-----|-----------------------|------|---------|-----|-------------------|-------|---------|
| 1.  | Vladimir Guerrero Jr. | 3B   | 1       | 6.  | Jordan Groshans   | SS/3B | --      |
| 2.  | Bo Bichette           | SS   | 11      | 7.  | Kevin Smith       | SS/3B | --      |
| 3.  | Danny Jansen          | C    | 65      | 8.  | Adam Kloffenstein | RHP   | --      |
| 4.  | Nate Pearson          | RHP  | 76      | 9.  | Sean Reid-Foley   | RHP   | --      |
| 5.  | Eric Pardo            | RHP  | 98      | 10. | Cavan Biggio      | 2B/OF | --      |



# CHARLOTTE KNIGHTS 64-75, 4<sup>TH</sup> IL SOUTH IN 2018

Triple-A Affiliate of the Chicago White Sox Since 1999

**Contact Information:**

324 South Mint Street  
Charlotte, NC 28202  
704-274-8300  
charlotteknights.com  
Twitter: @KnightsBaseball

**Years in IL:**

1993-

**Governors' Cup Titles (2):**

1993, 1999

### KNIGHTS STAFF

|                   |                   |             |
|-------------------|-------------------|-------------|
| Executive VP/COO: | Dan Rajkowski     | 14th Season |
| General Manager:  | Rob Egan          | 3rd Season  |
| Field Manager:    | Mark Grudzielanek | 3rd Season  |
| Pitching Coach:   | Steve McCatty     | 3rd Season  |
| Hitting Coach:    | Frank Menechino   | 1st Season  |
| Coach:            | Guillermo Quiroz  | 1st Season  |
| Athletic Trainer: | Josh Fallin       | 1st Season  |
| Strength Coach:   | Shawn Powell      | 4th Season  |

### MEDIA/PR CONTACTS

|                           |              |   |
|---------------------------|--------------|---|
| VP of Communications:     | Tommy Viola  | 704-274-8203<br>tommyv@charlotteknights.com |
| Director of Broadcasting: | Matt Swierad | 704-858-3995<br>mattpxp@hotmail.com         |

### BB&T BALLPARK

|                       |               |                 |                   |
|-----------------------|---------------|-----------------|-------------------|
| Opened.....           | 2014          | Dimensions..... | Left Field: 330   |
| Capacity.....         | 10,200        |                 | Center Field: 400 |
| 2018 Attendance ..... | 619,639 (1st) |                 | Right Field: 315  |



**MARK GRUDZIELANEK**

3rd Season with CHA  
125-156 (.445)

4th MiLB Season  
209-210 (.499)

### GWINNETT VS. CHARLOTTE IN 2018

| DATE         | SCORE  | DATE            | SCORE   | DATE   | SCORE  |
|--------------|--------|-----------------|---------|--|--------|
| 4/30 @ CHA   | W, 5-0 | 7/1 @ CHA       | L, 6-7  | 9/2 vs. CHA  | W, 2-0 |
| 5/1 @ CHA    | W, 8-6 | 7/6 vs. CHA     | W, 12-0 | 9/3 vs. CHA  | L, 1-6 |
| 5/2 @ CHA    | L, 5-6 | 7/7 vs. CHA     | L, 0-5  | <p><b>2018 Offense vs. CHA:</b><br/>.278/.337/.409, 45 2B, 3 3B, 16 HR,<br/>106 R, 101 RBI, 8 SB</p> <p><b>2018 Pitching vs. CHA:</b><br/>3.75 ERA, .250 BAA, 1.31 WHIP,<br/>86 R, 80 ER, 12 HR, 69 BB, 181 SO</p> |        |
| 5/7 vs. CHA  | L, 4-5 | 7/8 vs. CHA     | W, 5-4  |  |        |
| 5/8 vs. CHA  | W, 8-1 | 8/25 @ CHA (G1) | W, 11-5 |  |        |
| 5/9 vs. CHA  | L, 1-4 | 8/25 @ CHA (G2) | W, 7-4  |  |        |
| 5/10 vs. CHA | W, 7-1 | 8/26 @ CHA      | L, 4-10 |  |        |
| 6/28 @ CHA   | L, 5-6 | 8/27 @ CHA      | L, 1-3  |  |        |
| 6/29 @ CHA   | L, 4-5 | 8/31 vs. CHA    | L, 3-4  |  |        |
| 6/30 @ CHA   | W, 5-3 | 9/1 vs. CHA     | W, 2-1  |  |        |

### GWINNETT VS. CHARLOTTE IN 2019

**AT COOLRAY FIELD (10 Games)**

April 15-18 (4G)  
May 21-23 (3G)  
August 2-4 (3G)

**AT BB&T BALLPARK (12 Games)**

April 29-May 1 (3G)  
June 3-5 (3G)  
June 26-27 (2G)  
July 11-14 (4G)

### TEAM HOTEL IN CHARLOTTE

DoubleTree by Hilton  
895 W. Trade Street  
Charlotte, NC 28202  
704-347-0070

### GWINNETT VS. CHARLOTTE ALL TIME

| YEAR          | W/L                   | HOME         | ROAD         |
|---------------|-----------------------|--------------|--------------|
| 2009          | 10-11                 | 5-6          | 5-5          |
| 2010          | 8-14                  | 5-6          | 3-8          |
| 2011          | 13-8                  | 8-2          | 5-6          |
| 2012          | 11-11                 | 6-5          | 5-6          |
| 2013          | 13-9                  | 6-5          | 7-4          |
| 2014          | 13-9                  | 7-4          | 6-5          |
| 2015          | 9-14                  | 5-6          | 4-8          |
| 2016          | 11-16                 | 6-8          | 5-8          |
| 2017          | 14-11                 | 6-5          | 8-6          |
| 2018          | 11-11                 | 6-5          | 5-6          |
| <b>TOTAL:</b> | <b>113-114 (.498)</b> | <b>60-52</b> | <b>53-62</b> |


GWN SWEEPS: 10x, last: 7/24-26, 2015 (3G)  
CHA SWEEPS: 12x, last: 4/21-22, 2016 (2G)

### MLB.COM TOP 10 CHICAGO WHITE SOX PROSPECTS

| NO. | PLAYER         | POS. | TOP 100 | NO. | PLAYER                | POS. | TOP 100 |
|-----|----------------|------|---------|-----|-----------------------|------|---------|
| 1.  | Eloy Jimenez   | OF   | 3       | 6.  | Dane Dunning          | RHP  | 80      |
| 2.  | Michael Kopech | RHP  | 18      | 7.  | Luis Alexander Basabe | OF   | --      |
| 3.  | Dylan Cease    | RHP  | 21      | 8.  | Micker Adolfo         | OF   | --      |
| 4.  | Luis Robert    | OF   | 40      | 9.  | Blake Rutherford      | OF   | --      |
| 5.  | Nick Madrigal  | 2B   | 47      | 10. | Luis Gonzalez         | OF   | --      |

IL INFO





# COLUMBUS CLIPPERS 73-67, T-2<sup>ND</sup> IL WEST IN 2018

Triple-A Affiliate of the Cleveland Indians Since 2009

### Contact Information:

330 Huntington Park Lane  
Columbus, OH 43215  
614-462-5250  
clippersbaseball.com  
Twitter: @CLBClippers

### Years in IL:

1955-70, 1977-

### Governors' Cup Titles (10):

1979, 1980, 1981, 1987, 1991,  
1992, 1996, 2010, 2011, 2015

## CLIPPERS STAFF

|                            |                |             |
|----------------------------|----------------|-------------|
| President/General Manager: | Ken Schnacke   | 30th Season |
| Field Manager:             | Tony Mansolino | 1st Season  |
| Pitching Coach:            | Rico Beltran   | 1st Season  |
| Hitting Coach:             | Andy Tracy     | 1st Season  |
| Bench Coach:               | Kyle Hudson    | 1st Season  |
| Athletic Trainer:          | Jeremy Heller  | 1st Season  |
| Strength Coach:            | Scott Nealon   | 3rd Season  |

## MEDIA/PR CONTACTS

|   |                 |  |
|---|-----------------|--|
| Director of Communications and Media Relations:       | Joe Santry      | 614-722-1133<br>jsantry@clippersbaseball.com   |
| Assistant Director of Media Relations and Statistics: | Anthony Slosser | 614-462-5250<br>aslosser@clippersbaseball.com  |
| Director of Broadcasting:                             | Ryan Mitchell   | 614-824-3916<br>rmitchell@clippersbaseball.com |



**TONY MANSOLINO**

1st Season with COL  
000-000 (.000)

4th MiLB Season  
237-182 (.566)

## HUNTINGTON PARK

|                       |               |                 |                   |
|-----------------------|---------------|-----------------|-------------------|
| Opened.....           | 2009          | Dimensions..... | Left Field: 325   |
| Capacity.....         | 10,100        |                 | Center Field: 400 |
| 2018 Attendance ..... | 587,067 (3rd) |                 | Right Field: 318  |

## GWINNETT VS. COLUMBUS IN 2018

| DATE         | SCORE       | DATE              | SCORE      |
|--------------|-------------|-------------------|------------|
| 5/15 @ COL   | L, 4-5 (10) | 6/22 (G1) vs. COL | W, 5-1 (7) |
| 5/16 @ COL   | L, 1-6      | 6/22 (G2) vs. COL | W, 5-0 (7) |
| 5/17 @ COL   | W, 6-0      | 6/23 vs. COL      | L, 4-10    |
| 5/25 vs. COL | L, 0-7 (8)  | 6/24 vs. COL      | L, 5-7     |
| 5/26 vs. COL | W, 7-3      |                   |            |
| 5/27 vs. COL | W, 4-2      |                   |            |

**2018 Offense vs. COL:**  
.232/.292/.367, 13 2B, 1 3B, 9 HR,  
41 R, 41 RBI, 1 SB

**2018 Pitching vs. COL:**  
3.31 ERA, .235 BAA, 1.32 WHIP,  
41 R, 31 ER, 7 HR, 37 BB, 87 SO

## GWINNETT VS. COLUMBUS IN 2019

**AT COOLRAY FIELD (3 Games)**  
August 13-15 (3G)

**AT HUNTINGTON PARK (3 Games)**  
July 26-28 (3G)

## TEAM HOTEL IN COLUMBUS

Crowne Plaza Downtown Columbus  
33 E. Nationwide Blvd.  
Columbus, OH 43215  
614-461-4100

## GWINNETT VS. COLUMBUS ALL TIME

| YEAR             | W/L                 | HOME         | ROAD         |
|------------------|---------------------|--------------|--------------|
| 2009             | 5-3                 | 1-3          | 4-0          |
| 2010             | 3-5                 | 1-3          | 2-2          |
| 2011             | 3-5                 | 0-4          | 3-1          |
| 2012             | 3-5                 | 1-3          | 2-2          |
| 2013             | 3-5                 | 2-2          | 1-3          |
| 2014             | 2-6                 | 1-3          | 1-3          |
| 2015             | 6-4                 | 3-0          | 3-4          |
| 2016             | 0-6                 | 0-3          | 0-3          |
| 2017             | 1-5                 | 1-2          | 0-3          |
| 2018             | 5-5                 | 4-3          | 1-2          |
| <b>TOTAL:</b>    | <b>31-49 (.388)</b> | <b>14-26</b> | <b>17-23</b> |
| <b>PLAYOFFS:</b> | <b>3-1 (.750)</b>   | <b>2-0</b>   | <b>1-1</b>   |

GWNN SWEEPS: 2x, last: 5/29-31, 2015 (3G)  
COL SWEEPS: 4x, last: 6/16-18, 2017 (3G)

## MLB.COM TOP 10 CLEVELAND INDIANS PROSPECTS

| NO. | PLAYER           | POS.  | TOP 100 | NO. | PLAYER         | POS. | TOP 100 |
|-----|------------------|-------|---------|-----|----------------|------|---------|
| 1.  | Triston McKenzie | RHP   | 41      | 6.  | Bobby Bradley  | 1B   | --      |
| 2.  | Nolan Jones      | 3B    | 67      | 7.  | Brayan Rocchio | SS   | --      |
| 3.  | Tyler Freeman    | SS/2B | --      | 8.  | Luis Oviedo    | RHP  | --      |
| 4.  | Bo Naylor        | C     | --      | 9.  | Ethan Hankins  | RHP  | --      |
| 5.  | George Valera    | OF    | --      | 10. | Sam Hentges    | LHP  | --      |



# DURHAM BULLS 79-60, 1<sup>ST</sup> IL SOUTH IN 2018

Triple-A Affiliate of the Tampa Bay Rays Since 1998

**Contact Information:**

409 Blackwell Street  
Durham, NC 27701  
919-687-6500  
durhambulls.com  
Twitter: @DurhamBulls

**Years in IL:**

1998-

**Governors' Cup Titles (6):**

2002, 2003, 2009,  
2013, 2017, 2018

## BULLS STAFF


|                          |                   |             |
|--------------------------|-------------------|-------------|
| VP, Baseball Operations: | Mike Birling      | 21st Season |
| Field Manager:           | Brady Williams    | 1st Season  |
| Pitching Coach:          | Rick Knapp        | 2nd Season  |
| Bench Coach:             | Dan DeMent        | 2nd Season  |
| Third Base Coach:        | Quinton McCracken | 1st Season  |
| Athletic Trainer:        | Scott Thurston    | 2nd Season  |
| Strength Coach:          | Bryan King        | 6th Season  |

## MEDIA/PR CONTACTS

|   |                |   |
|---|----------------|---|
| Director of Marketing & Communications: | Matt Sutor     | 919-687-6574<br>msutor@durhambulls.com  |
| Radio/TV Broadcaster:                   | Patrick Kinase | 919-687-6578<br>pkinase@durhambulls.com |

## DURHAM BULLS ATHLETIC PARK

|                       |               |                 |                   |
|-----------------------|---------------|-----------------|-------------------|
| Opened.....           | 1995          | Dimensions..... | Left Field: 303   |
| Capacity.....         | 10,000        |                 | Center Field: 395 |
| 2018 Attendance ..... | 536,304 (6th) |                 | Right Field: 323  |



**BRADY WILLIAMS**

1st Season with DUR  
000-000 (.000)

11th MiLB Season  
776-699 (.526)

## GWINNETT VS. DURHAM IN 2018

| DATE              | SCORE      | DATE              | SCORE       | DATE  | SCORE      |
|-------------------|------------|-------------------|-------------|---|------------|
| 4/9 @ DUR         | L, 2-4     | 6/14 @ DUR        | W, 3-2      | 8/22 vs. DUR (G2)   | W, 8-2 (7) |
| 4/10 @ DUR        | W, 5-4     | 6/15 @ DUR        | L, 1-2 (10) | 8/23 @ DUR  | W, 5-0     |
| 4/11 @ DUR        | L, 2-5     | 6/16 @ DUR        | W, 8-5      | <p><b>2018 Offense vs. DUR:</b><br/>.218/.281/.371, 32 2B, 2 3B, 23 HR,<br/>87 R, 80 RBI, 10 SB</p> <p><b>2018 Pitching vs. DUR:</b><br/>4.08 ERA, .248 BAA, 1.35 WHIP,<br/>95 R, 82 ER, 16 HR, 73 BB, 198 SO</p> |            |
| 4/27 vs. DUR      | L, 4-10    | 6/17 @ DUR        | W, 4-2      |   |            |
| 4/28 vs. DUR      | L, 0-3     | 7/2 @ DUR         | L, 3-14     |   |            |
| 4/29 vs. DUR      | L, 4-5     | 7/3 @ DUR         | L, 1-2      |   |            |
| 5/21 vs. DUR      | L, 2-8     | 7/30 vs. DUR      | W, 7-6      |   |            |
| 5/23 vs. DUR (G1) | W, 9-3 (7) | 8/21 @ DUR (G1)   | L, 2-4 (7)  |   |            |
| 5/23 vs. DUR (G2) | W, 5-4 (7) | 8/21 vs. DUR (G2) | W, 5-4 (7)  |   |            |
| 5/24 vs. DUR      | W, 7-1     | 8/22 @ DUR (G1)   | L, 0-5 (7)  |   |            |

## GWINNETT VS. DURHAM IN 2019

### AT COOLRAY FIELD (12 Games)

April 8-9 (2G)  
June 6-9 (4G)  
July 4-7 (4G)  
July 29-30 (2G)

### AT BULLS ATHLETIC PARK (15 Games)

April 19-21 (3G)  
May 2-6 (5G)  
August 23-25 (3G)  
August 30-September 2 (4G)

## TEAM HOTEL IN DURHAM

Millenium Hotel Durham  
2800 Campus Walk Ave.  
Durham, NC 27705  
919-382-5054

## GWINNETT VS. DURHAM ALL TIME

| YEAR          | W/L                  | HOME         | ROAD         |
|---------------|----------------------|--------------|--------------|
| 2009          | 11-11                | 6-5          | 5-6          |
| 2010          | 12-9                 | 6-4          | 6-5          |
| 2011          | 10-11                | 4-6          | 6-5          |
| 2012          | 11-10                | 7-4          | 4-6          |
| 2013          | 6-15                 | 5-6          | 1-9          |
| 2014          | 9-12                 | 6-5          | 3-7          |
| 2015          | 12-9                 | 6-4          | 6-5          |
| 2016          | 9-13                 | 4-5          | 5-8          |
| 2017          | 8-14                 | 3-8          | 5-6          |
| 2018          | 11-11                | 6-4          | 5-7          |
| <b>TOTAL:</b> | <b>99-115 (.463)</b> | <b>53-51</b> | <b>46-64</b> |

GWN SWEEPS: 7x, last: 4/14-16, 2017 (3G)  
DUR SWEEPS: 12x, last: 7/2-3, 2018 (2G)

## MLB.COM TOP 10 TAMPA BAY RAYS PROSPECTS

| NO. | PLAYER             | POS.   | TOP 100 | NO. | PLAYER            | POS.  | TOP 100 |
|-----|--------------------|--------|---------|-----|-------------------|-------|---------|
| 1.  | Wander Franco      | SS     | 13      | 6.  | Ronaldo Hernandez | C     | 84      |
| 2.  | Brent Honeywell    | RHP    | 28      | 7.  | Vidal Brujan      | 2B    | --      |
| 3.  | Brendan McKay      | LHP/DH | 29      | 8.  | Nate Lowe         | 1B    | --      |
| 4.  | Jesus Sanchez      | OF     | 39      | 9.  | Brandon Lowe      | 2B/OF | --      |
| 5.  | Matthew Liberatore | LHP    | 55      | 10. | Shane Baz         | RHP   | --      |



# INDIANAPOLIS INDIANS 73-67, T-2<sup>ND</sup> IL WEST IN 2018

Triple-A Affiliate of the Pittsburgh Pirates Since 2005

**Contact Information:**  
 501 West Maryland Street  
 Indianapolis, IN 46225  
 317-269-3542  
 indyindians.com  
 Twitter: @indyindians

**Years in IL:**  
 1963, 1998-


**Governors' Cup Titles (2):**  
 1963, 2000

## INDIANS STAFF

|                            |                   |             |
|----------------------------|-------------------|-------------|
| President/General Manager: | Randy Lewandowski | 26th Season |
| Field Manager:             | Brian Esposito    | 2nd Season  |
| Pitching Coach:            | Bryan Hickerson   | 1st Season  |
| Hitting Coach:             | Ryan Long         | 2nd Season  |
| Coach:                     | Jon Schwind       | 1st Season  |
| Athletic Trainer:          | Dru Scott         | 3rd Season  |
| Strength Coach:            | Alan Burr         | 3rd Season  |

## MEDIA/PR CONTACTS

|                                  |                                 |   |
|----------------------------------|---------------------------------|---|
| Director of Communications:      | Charlie Henry                   | 317-532-6778<br>chenry@indyindians.com              |
| Baseball Communications Manager: | Cheyne Reiter                   | 317-532-6934<br>creiter@indyindians.com             |
| Radio Broadcasters:              | Howard Kellman<br>Andrew Kappes | hkellman@indyindians.com<br>akappes@indyindians.com |



**BRIAN ESPOSITO**

2nd Season with IND  
 73-67 (.521)

6th MiLB Season  
 306-262 (.539)

## VICTORY FIELD

|                       |               |                 |                   |
|-----------------------|---------------|-----------------|-------------------|
| Opened.....           | 1996          | Dimensions..... | Left Field: 420   |
| Capacity.....         | 14,230        |                 | Center Field: 302 |
| 2018 Attendance ..... | 619,122 (2nd) |                 | Right Field: 320  |

## GWINNETT VS. INDIANAPOLIS IN 2018

| DATE       | SCORE       | DATE         | SCORE   |
|------------|-------------|--------------|---------|
| 5/3 @ IND  | L, 2-3      | 7/16 vs. IND | W, 4-3  |
| 5/4 @ IND  | W, 4-3      | 7/17 vs. IND | W, 7-2  |
| 5/5 @ IND  | L, 2-4      | 7/18 vs. IND | W, 4-2  |
| 5/6 @ IND  | W, 4-1 (5)  | 7/19 vs. IND | L, 3-10 |
| 5/29 @ IND | W, 3-2 (10) |              |         |
| 5/30 @ IND | W, 11-4     |              |         |
| 5/31 @ IND | W, 3-0      |              |         |

**2018 Offense vs. IND:**  
 .279/.356/.401, 19 2B, 5 3B, 5 HR,  
 47 R, 46 RBI, 9 SB

**2018 Pitching vs. IND:**  
 2.95 ERA, .237 BAA, 1.17 WHIP,  
 34 R, 31 ER, 5 HR, 27 BB, 83 SO

## GWINNETT VS. INDIANAPOLIS IN 2019

### AT COOLRAY FIELD (6 Games)

April 23-25 (3G)  
 June 28-30 (3G)

### AT VICTORY FIELD (3 Games)

May 31-June 2 (3G)

## TEAM HOTEL IN INDIANAPOLIS

Holiday Inn Indy Downtown  
 515 South West Street  
 Indianapolis, IN 46225  
 317-631-9000

## GWINNETT VS. INDIANAPOLIS ALL TIME

| YEAR          | W/L                 | HOME         | ROAD         |
|---------------|---------------------|--------------|--------------|
| 2009          | 6-2                 | 3-1          | 3-1          |
| 2010          | 4-4                 | 2-2          | 2-2          |
| 2011          | 4-4                 | 2-2          | 2-2          |
| 2012          | 2-6                 | 0-4          | 2-2          |
| 2013          | 3-5                 | 3-1          | 0-4          |
| 2014          | 3-5                 | 2-2          | 1-3          |
| 2015          | 4-4                 | 3-1          | 1-3          |
| 2016          | 5-5                 | 4-3          | 1-2          |
| 2017          | 4-6                 | 3-4          | 1-2          |
| 2018          | 8-3                 | 3-1          | 5-2          |
| <b>TOTAL:</b> | <b>43-44 (.494)</b> | <b>25-21</b> | <b>18-23</b> |

GWN SWEEPS: 1x: 5/29-31, 2018 (3G)  
 IND SWEEPS: 2x, last: 4/27-30, 2013 (4G)

## MLB.COM TOP 10 PITTSBURGH PIRATES PROSPECTS

| NO. | PLAYER           | POS. | TOP 100 | NO. | PLAYER          | POS.  | TOP 100 |
|-----|------------------|------|---------|-----|-----------------|-------|---------|
| 1.  | Mitch Keller     | RHP  | 19      | 6.  | Kevin Kramer    | 2B    | --      |
| 2.  | Ke'Bryan Hayes   | 3B   | 46      | 7.  | Calvin Mitchell | OF    | --      |
| 3.  | Travis Swaggerty | OF   | 87      | 8.  | Bryan Reynolds  | OF    | --      |
| 4.  | Oneil Cruz       | SS   | 96      | 9.  | Kevin Newman    | 2B/SS | --      |
| 5.  | Cole Tucker      | SS   | --      | 10. | Luis Escobar    | RHP   | --      |



# LEHIGH VALLEY IRONPIGS 84-56, 1<sup>ST</sup> IL NORTH IN 2018

Triple-A Affiliate of the Philadelphia Phillies Since 2008

**Contact Information:**

1050 IronPigs Way  
Allentown, PA 18109  
610-841-7447  
ironpigsbaseball.com  
Twitter: @IronPigs

**Years in IL:**

2008-

**Governors' Cup Titles (0):**

None

## IRONPIGS STAFF


|                              |                 |             |
|------------------------------|-----------------|-------------|
| President & General Manager: | Kurt Landes     | 12th Season |
| Field Manager:               | Gary Jones      | 2nd Season  |
| Pitching Coach:              | Steve Schrenk   | 1st Season  |
| Hitting Coach:               | Darryl Robinson | 1st Season  |
| Coach:                       | Greg Legg       | 1st Season  |
| Athletic Trainer:            | Mickey Kozack   | 1st Season  |
| Strength Coach:              | Mike Lidge      | 1st Season  |

## MEDIA/PR CONTACTS

|   |              |   |
|---|--------------|---|
| Director, Digital Media & Communications: | Chris Dunham | 610-841-1244<br>cdunham@ironpigsbaseball.com  |
| Manager, Media Relations & Broadcasting:  | Mike Ventola | 610-841-1217<br>mventola@ironpigsbaseball.com |

## COCA-COLA PARK

|                       |               |                 |                   |
|-----------------------|---------------|-----------------|-------------------|
| Opened.....           | 2008          | Dimensions..... | Left Field: 336   |
| Capacity.....         | 10,100        |                 | Center Field: 400 |
| 2018 Attendance ..... | 561,745 (4th) |                 | Right Field: 325  |



**GARY JONES**

2nd Season with LHV  
84-56 (.600)

17th MiLB Season  
1,124-1,028 (.522)

## GWINNETT VS. LEHIGH VALLEY IN 2018

| DATE        | SCORE       | WIN / LOSS / SAVE           |
|-------------|-------------|-----------------------------|
| 6/5 vs. LHV | L, 3-4      | Irvin / Hursh / Beato       |
| 6/6 vs. LHV | L, 1-5      | Anderson / Soroka / ---     |
| 6/7 vs. LHV | L, 1-7      | De Los Santos / Fried / --- |
| 7/24 @ LHV  | L, 5-6      | Neris / Bell / Beato        |
| 7/25 @ LHV  | W, 5-0      | Toussaint / Eshelman / --   |
| 7/26 @ LHV  | L, 6-7 (10) | Curtis / Hursh / --         |

**2018 Offense vs. LHV:**

.221/.283/.348, 6 2B, 1 3B, 6 HR,  
21 R, 20 RBI, 2 SB

**2018 Pitching vs. LHV:**

4.73 ERA, .243 BAA, 1.43 WHIP,  
29 R, 28 ER, 4 HR, 30 BB, 47 SO

## GWINNETT VS. LEHIGH VALLEY IN 2019

**AT COOLRAY FIELD (4 Games)**

July 15-18 (4G)

**AT COCA-COLA PARK (3 Games)**

June 11-13 (3G)

## TEAM HOTEL IN LEHIGH VALLEY

Staybridge Suites Allentown  
1787-B Airport Road  
Allentown, PA 18109  
610-686-5002

## GWINNETT VS. LEHIGH VALLEY ALL TIME

| YEAR          | W/L                 | HOME         | ROAD         |
|---------------|---------------------|--------------|--------------|
| 2009          | 6-2                 | 3-1          | 3-1          |
| 2010          | 6-2                 | 2-2          | 4-0          |
| 2011          | 3-5                 | 1-3          | 2-2          |
| 2012          | 2-6                 | 2-2          | 0-4          |
| 2013          | 2-6                 | 1-3          | 1-3          |
| 2014          | 2-6                 | 0-4          | 2-2          |
| 2015          | 5-2                 | 3-1          | 2-1          |
| 2016          | 2-5                 | 2-2          | 0-3          |
| 2017          | 2-5                 | 0-3          | 2-2          |
| 2018          | 1-5                 | 0-3          | 1-2          |
| <b>TOTAL:</b> | <b>31-44 (.413)</b> | <b>14-24</b> | <b>17-20</b> |

GWN SWEEPS: 1x: 8/5-8, 2010 (4G)  
LHV SWEEPS: 5x, last: 6/5-7, 2018 (3G)

## MLB.COM TOP 10 PHILADELPHIA PHILLIES PROSPECTS

| NO. | PLAYER         | POS. | TOP 100 | NO. | PLAYER              | POS. | TOP 100 |
|-----|----------------|------|---------|-----|---------------------|------|---------|
| 1.  | Alec Bohm      | 3B   | 59      | 6.  | Enyel De Los Santos | RHP  | --      |
| 2.  | Adonis Medina  | RHP  | 77      | 7.  | JoJo Romero         | LHP  | --      |
| 3.  | Adam Haseley   | OF   | --      | 8.  | Francisco Morales   | RHP  | --      |
| 4.  | Luis Garcia    | SS   | --      | 9.  | Mickey Moniak       | OF   | --      |
| 5.  | Spencer Howard | RHP  | --      | 10. | Ranger Suarez       | LHP  | --      |



# LOUISVILLE BATS 61-76, 4<sup>TH</sup> IL WEST IN 2018

Triple-A Affiliate of the Cincinnati Reds Since 2000

### Contact Information:

401 East Main Street  
Louisville, KY 40202  
502-212-2287  
batsbaseball.com  
Twitter: @LouisvilleBats

### Years in IL:

1968-72, 1998-

### Governors' Cup Titles (1):

2001

## BATS STAFF

|                   |                    |             |
|-------------------|--------------------|-------------|
| President:        | Gary Ulmer         | 27th Season |
| Field Manager:    | Jody Davis         | 1st Season  |
| Pitching Coach:   | Jeff Fassero       | 4th Season  |
| Hitting Coach:    | Leon "Bull" Durham | 2nd Season  |
| Bench Coach:      | Dick Schofield     | 2nd Season  |
| Athletic Trainer: | Steve Gober        | 4th Season  |
| Strength Coach:   | Matt Hall          | 2nd Season  |

## MEDIA/PR CONTACTS

|                           |             |  |
|---------------------------|-------------|--|
| Director of Media & PR:   | Alex Mayer  | 502-614-4544<br>amayer@batsbaseball.com  |
| Director of Broadcasting: | Nick Curran | 502-614-4532<br>ncurran@batsbaseball.com |

## LOUISVILLE SLUGGER FIELD

|                       |               |                 |                   |
|-----------------------|---------------|-----------------|-------------------|
| Opened.....           | 2000          | Dimensions..... | Left Field: 325   |
| Capacity.....         | 13,131        |                 | Center Field: 405 |
| 2018 Attendance ..... | 466,026 (8th) |                 | Right Field: 340  |



**JODY DAVIS**

1st Season with LOU  
000-000 (.000)

6th MiLB Season  
308-313 (.496)

## GWINNETT VS. LOUISVILLE IN 2018

| DATE         | SCORE  | WIN / LOSS / SAVE              |
|--------------|--------|--------------------------------|
| 6/1 @ LOU    | L, 1-3 | Tapia / Phillips / Quackenbush |
| 6/2 @ LOU    | L, 1-3 | J. Lopez / Hursh / Quackenbush |
| 6/3 @ LOU    | L, 2-7 | Finnegan / Wisler / --         |
| 8/13 vs. LOU | W, 6-0 | Wright / J. Reyes / --         |
| 8/14 vs. LOU | W, 5-4 | Freeman / Brice / Webb         |
| 8/15 vs. LOU | W, 4-3 | B. Wilson / Sims / --          |

### 2018 Offense vs. LOU:

.219/.287/.311, 8 2B, 0 3B, 3 HR,  
19 R, 16 RBI, 5 SB

### 2018 Pitching vs. LOU:

3.18 ERA, .231 BAA, 1.06 WHIP,  
20 R, 18 ER, 1 HR, 11 BB, 52 SO

## GWINNETT VS. LOUISVILLE IN 2019

### AT COOLRAY FIELD (3 Games)

June 18-20 (3G)

### AT LOUISVILLE SLUGGER FIELD (7 Games)

April 11-14 (4G)

July 23-25 (3G)

## TEAM HOTEL IN LOUISVILLE

Omni Louisville Hotel  
400 S. 2nd Street  
Louisville, KY 40202  
502-625-1515

## GWINNETT VS. LOUISVILLE ALL TIME

| YEAR          | W/L                 | HOME         | ROAD         |
|---------------|---------------------|--------------|--------------|
| 2009          | 4-4                 | 2-2          | 2-2          |
| 2010          | 2-5                 | 0-3          | 2-2          |
| 2011          | 5-3                 | 2-2          | 3-1          |
| 2012          | 4-4                 | 3-1          | 1-3          |
| 2013          | 4-4                 | 1-3          | 3-1          |
| 2014          | 3-5                 | 2-2          | 1-3          |
| 2015          | 6-4                 | 4-3          | 2-1          |
| 2016          | 3-4                 | 1-2          | 2-2          |
| 2017          | 4-3                 | 4-0          | 0-3          |
| 2018          | 3-3                 | 3-0          | 0-3          |
| <b>TOTAL:</b> | <b>38-39 (.494)</b> | <b>22-18</b> | <b>16-21</b> |

GWN SWEEPS: 3x, last: 8/13-15, 2018 (3G)  
LOU SWEEPS: 4x, last: 6/1-3, 2018 (3G)

## MLB.COM TOP 10 CINCINNATI REDS PROSPECTS

| NO. | PLAYER          | POS.   | TOP 100 | NO. | PLAYER             | POS.  | TOP 100 |
|-----|-----------------|--------|---------|-----|--------------------|-------|---------|
| 1.  | Nick Senzel     | INF/OF | 6       | 6.  | Tyler Stephenson   | C     | --      |
| 2.  | Taylor Trammell | OF     | 16      | 7.  | Mike Siani         | OF    | --      |
| 3.  | Hunter Greene   | RHP    | 31      | 8.  | Vladimir Gutierrez | RHP   | --      |
| 4.  | Jonathan India  | 3B     | 53      | 9.  | Jose Israel Garcia | SS/2B | --      |
| 5.  | Tony Santillan  | RHP    | --      | 10. | Jose Siri          | OF    | --      |



# NORFOLK TIDES 69-71, 3<sup>RD</sup> IL SOUTH IN 2018

Triple-A Affiliate of the Baltimore Orioles Since 2007

**Contact Information:**

150 Park Avenue  
Norfolk, VA 23510  
757-622-2222  
norfolktides.com  
Twitter: @NorfolkTides

**Years in IL:**

1969-

**Governors' Cup Titles (5):**

1972, 1975, 1982,  
1983, 1985

**TIDES STAFF**


|                   |               |             |
|-------------------|---------------|-------------|
| General Manager:  | Joe Gregory   | 8th Season  |
| Field Manager:    | Gary Kendall  | 1st Season  |
| Pitching Coach:   | Mike Griffin  | 11th Season |
| Hitting Coach:    | Butch Davis   | 2nd Season  |
| Coach:            | Ramon Sambo   | 1st Season  |
| Athletic Trainer: | Chris Poole   | 2nd Season  |
| Strength Coach:   | Trevor Howell | 6th Season  |

**MEDIA/PR CONTACTS**

|                              |                                  |  |
|------------------------------|----------------------------------|--|
| Director of Media Relations: | Ian Locke                        | 757-622-2222 x125<br>ilocke@norfolktides.com   |
| Radio Broadcasters:          | Pete Michaud<br>Jeff McCarragher | pete@norfolktides.com<br>jeff@norfolktides.com |

**HARBOR PARK**

|                       |                |                 |                   |
|-----------------------|----------------|-----------------|-------------------|
| Opened.....           | 1993           | Dimensions..... | Left Field: 333   |
| Capacity.....         | 11,856         |                 | Center Field: 400 |
| 2018 Attendance ..... | 341,369 (12th) |                 | Right Field: 318  |



**GARY KENDALL**

1st Season with NOR  
000-000 (.000)  
  
16th MiLB Season  
902-929 (.493)

**GWINNETT VS. NORFOLK IN 2018**

| DATE            | SCORE      | DATE         | SCORE       | DATE         | SCORE   |
|-----------------|------------|--------------|-------------|--------------|---------|
| 4/6 @ NOR       | W, 3-1     | 6/27 @ NOR   | L, 5-6 (10) | 8/29 vs. NOR | W, 10-2 |
| 4/8 @ NOR       | L, 1-3     | 7/4 vs. NOR  | L, 5-10     | 8/30 vs. NOR | W, 8-3  |
| 5/11 vs. NOR    | L, 3-10    | 7/5 vs. NOR  | W, 4-3      |              |         |
| 5/12 vs. NOR    | L, 2-4     | 7/12 @ NOR   | W, 4-1      |              |         |
| 5/13 vs. NOR    | W, 10-0    | 7/13 @ NOR   | L, 4-5 (10) |              |         |
| 6/12 @ NOR (G1) | L, 0-1 (7) | 7/14 @ NOR   | W, 4-3      |              |         |
| 6/12 @ NOR (G2) | W, 2-1 (7) | 7/15 @ NOR   | W, 9-2      |              |         |
| 6/13 @ NOR      | W, 10-2    | 8/3 vs. NOR  | W, 5-4      |              |         |
| 6/25 @ NOR (G1) | L, 1-4 (7) | 8/4 vs. NOR  | W, 10-6     |              |         |
| 6/25 @ NOR (G2) | L, 4-7 (7) | 8/5 vs. NOR  | L, 4-7      |              |         |
| 6/26 @ NOR      | L, 2-3     | 8/28 vs. NOR | W, 5-2      |              |         |

**2018 Offense vs. NOR:**  
.265/.325/.396, 45 2B, 6 3B, 16 HR,  
115 R, 106 RBI, 10 SB

**2018 Pitching vs. NOR:**  
3.70 ERA, .253 BAA, 1.29 WHIP,  
90 R, 84 ER, 14 HR, 67 BB, 202 SO

**GWINNETT VS. NORFOLK IN 2019**

**AT COOLRAY FIELD (14 Games)**

April 4-7 (4G)  
May 24-27 (4G)  
July 31-August 1 (2G)  
August 26-29 (4G)

**AT HARBOR PARK (9 Games)**

June 24-25 (2G)  
July 1-3 (3G)  
August 19-22 (4G)

**TEAM HOTEL IN NORFOLK**

Sheraton Waterside Hotel  
777 Waterside Drive  
Norfolk, VA 23510  
757-640-2744

**GWINNETT VS. NORFOLK ALL TIME**

| YEAR          | W/L                  | HOME         | ROAD         |
|---------------|----------------------|--------------|--------------|
| 2009          | 11-10                | 5-5          | 6-5          |
| 2010          | 11-10                | 7-4          | 4-6          |
| 2011          | 14-7                 | 8-3          | 6-4          |
| 2012          | 10-11                | 5-5          | 5-6          |
| 2013          | 7-14                 | 4-6          | 3-8          |
| 2014          | 11-10                | 7-3          | 4-7          |
| 2015          | 12-10                | 6-6          | 6-4          |
| 2016          | 17-6                 | 11-2         | 6-4          |
| 2017          | 13-10                | 6-6          | 7-4          |
| 2018          | 13-11                | 7-4          | 6-7          |
| <b>TOTAL:</b> | <b>119-99 (.546)</b> | <b>66-44</b> | <b>53-55</b> |

GWNN SWEEPS: 9x, last: 8/28-30, 2018 (3G)  
NOR SWEEPS: 7x, last: 6/25-27, 2018 (4G)

**MLB.COM TOP 10 BALTIMORE ORIOLES PROSPECTS**

| NO. | PLAYER            | POS. | TOP 100 | NO. | PLAYER        | POS. | TOP 100 |
|-----|-------------------|------|---------|-----|---------------|------|---------|
| 1.  | Yusniel Diaz      | OF   | 64      | 6.  | Keegan Akin   | LHP  | --      |
| 2.  | Ryan Mountcastle  | INF  | 71      | 7.  | Ryan McKenna  | OF   | --      |
| 3.  | DL Hall           | LHP  | 90      | 8.  | Zac Lowther   | LHP  | --      |
| 4.  | Austin Hays       | OF   | --      | 9.  | Dean Kremer   | RHP  | --      |
| 5.  | Grayson Rodriguez | RHP  | --      | 10. | Blaine Knight | RHP  | --      |

IL INFO





# PAWTUCKET RED SOX 66-73, 3<sup>RD</sup> IL NORTH IN 2018

Triple-A Affiliate of the Boston Red Sox Since 1973

**Contact Information:**

One Ben Mondor Way  
Pawtucket, RI 02860  
401-724-7300  
pawsox.com  
Twitter: @PawSox

**Years in IL:**

1973-

**Governors' Cup Titles (4):**


1973, 1984, 2012, 2014

## RED SOX STAFF

|                               |                |            |
|-------------------------------|----------------|------------|
| Executive VP/General Manager: | Dan Rea        | 4th Season |
| Field Manager:                | Billy McMillon | 1st Season |
| Pitching Coach:               | Kevin Walker   | 2nd Season |
| Hitting Coach:                | Rich Gedman    | 5th Season |
| Coach:                        | Bruce Crabbe   | 6th Season |
| Athletic Trainer:             | David Herrera  | 1st Season |
| Strength Coach:               | Chris Messina  | 1st Season |

## MEDIA/PR CONTACTS

|                            |                            |  |
|----------------------------|----------------------------|--|
| Senior VP, Communications: | Bill Wanless               | 401-724-7305<br>bwanless@pawsox.com      |
| Radio Broadcasters:        | Josh Maurer<br>Mike Monaco | jmaurer@pawsox.com<br>mmonaco@pawsox.com |



**BILLY  
McMILLON**

1st Season with PAW  
000-000 (.000)

7th MiLB Season  
440-400 (.524)

## McCOY STADIUM

|                       |                |                   |                 |
|-----------------------|----------------|-------------------|-----------------|
| Opened.....           | 1946           | Dimensions.....   | Left Field: 325 |
| Capacity.....         | 10,031         | Center Field: 400 |                 |
| 2018 Attendance ..... | 394,811 (11th) | Right Field: 325  |                 |

## GWINNETT VS. PAWTUCKET IN 2018

| DATE         | SCORE        | WIN / LOSS / SAVE         |
|--------------|--------------|---------------------------|
| 4/20 @ PAW   | L, 4-5 (11)  | Brasier / Phillips / --   |
| 4/21 @ PAW   | L, 0-6       | Beeks / Allard / --       |
| 4/22 @ PAW   | L, 9-10 (11) | K. Martin / Hursh / --    |
| 7/20 vs. PAW | W, 7-4       | Socolovich / Scott / Webb |
| 7/21 vs. PAW | W, 5-4       | Parsons / J.A. Smith / -- |
| 7/22 vs. PAW | W, 4-3 (10)  | Hursh / J.D. Smith / --   |

**2018 Offense vs. PAW:**

.273/.336/.382, 16 2B, 1 3B, 2 HR,  
29 R, 28 RBI, 3 SB

**2018 Pitching vs. PAW:**

4.15 ERA, .266 BAA, 1.37 WHIP,  
32 R, 26 ER, 3 HR, 20 BB, 61 SO

## GWINNETT VS. PAWTUCKET IN 2019

**AT COOLRAY FIELD (3 Games)**

May 10-12 (3G)

**AT McCOY STADIUM (3 Games)**

May 17-19 (3G)

## TEAM HOTEL IN PAWTUCKET

Hampton Inn  
2 George Street  
Pawtucket, RI 02860  
401-723-6700

## GWINNETT VS. PAWTUCKET ALL TIME

| YEAR          | W/L                 | HOME         | ROAD         |
|---------------|---------------------|--------------|--------------|
| 2009          | 6-2                 | 4-0          | 2-2          |
| 2010          | 4-4                 | 3-1          | 1-3          |
| 2011          | 4-4                 | 1-3          | 3-1          |
| 2012          | 2-6                 | 0-4          | 2-2          |
| 2013          | 2-6                 | 0-4          | 2-2          |
| 2014          | 3-5                 | 1-3          | 2-2          |
| 2015          | 2-4                 | 1-2          | 1-2          |
| 2016          | 2-3                 | 1-1          | 1-2          |
| 2017          | 4-2                 | 3-0          | 1-2          |
| 2018          | 3-3                 | 3-0          | 0-3          |
| <b>TOTAL:</b> | <b>32-39 (.451)</b> | <b>17-18</b> | <b>15-21</b> |

GWINNETT SWEEPS: 3x, last: 7/20-22, 2018 (3G)  
PAWTUCKET SWEEPS: 3x, last: 4/20-22, 2018 (3G)

## MLB.COM TOP 10 BOSTON RED SOX PROSPECTS

| NO. | PLAYER              | POS.  | TOP 100 | NO. | PLAYER        | POS. | TOP 100 |
|-----|---------------------|-------|---------|-----|---------------|------|---------|
| 1.  | Michael Chavis      | 3B/1B | 79      | 6.  | Tanner Houck  | RHP  | --      |
| 2.  | Triston Casas       | 1B/3B | --      | 7.  | Antoni Flores | SS   | --      |
| 3.  | Bobby Dalbec        | 3B    | --      | 8.  | Bryan Mata    | RHP  | --      |
| 4.  | Darwinzon Hernandez | LHP   | --      | 9.  | C.J. Chatham  | SS   | --      |
| 5.  | Jay Groome          | LHP   | --      | 10. | Jarren Duran  | OF   | --      |



# ROCHESTER RED WINGS 64-76, T-4<sup>TH</sup> IL NORTH IN 2018

Triple-A Affiliate of the Minnesota Twins Since 2003

### Contact Information:

One Morrie Silver Way  
Rochester, NY 14608  
585-454-1001  
redwingsbaseball.com  
Twitter: @RocRedWings

### Years in IL:

1885-89, 1891-92, 1895-

### Governors' Cup Titles (10):

1939, 1952, 1955, 1956, 1964,  
1971, 1974, 1988, 1990, 1997

## RED WINGS STAFF


|                   |                 |             |
|-------------------|-----------------|-------------|
| General Manager:  | Dan Mason       | 24th Season |
| Field Manager:    | Joel Skinner    | 2nd Season  |
| Pitching Coach:   | Stu Cliburn     | 7th Season  |
| Hitting Coach:    | Javier Valentin | 1st Season  |
| Bullpen Coach:    | Mike McCarthy   | 2nd Season  |
| Athletic Trainer: | Chris Johnson   | 2nd Season  |
| Strength Coach:   | Jacob Dean      | 1st Season  |

## MEDIA/PR CONTACTS

|                             |              |   |
|-----------------------------|--------------|---|
| Director of Communications: | Nate Rowan   | 585-454-1001 x3006<br>nrowan@redwingsbaseball.com   |
| Director of Broadcasting:   | Josh Whetzel | 585-454-1001 x3037<br>jwhetzel@redwingsbaseball.com |

## FRONTIER FIELD

|                       |               |                 |                   |
|-----------------------|---------------|-----------------|-------------------|
| Opened.....           | 1997          | Dimensions..... | Left Field: 335   |
| Capacity.....         | 10,840        |                 | Center Field: 402 |
| 2018 Attendance ..... | 437,974 (9th) |                 | Right Field: 325  |



**JOEL SKINNER**

2nd Season with ROC  
64-76 (.457)

14th MiLB Season  
924-853 (.520)

## GWINNETT VS. ROCHESTER IN 2018

| DATE              | SCORE       | WIN / LOSS / SAVE               |
|-------------------|-------------|---------------------------------|
| 4/12 vs. ROC      | L, 6-7 (14) | Duffey / Decker / --            |
| 4/13 vs. ROC      | L, 4-6 (11) | Melotakis / Socolovich / --     |
| 4/14 vs. ROC      | L, 2-4      | Slegers / Wisler / Magill       |
| 4/23 @ ROC (G1)   | W, 1-0 (7)  | Soroka / Enns / --              |
| 4/23 vs. ROC (G2) | L, 1-2 (7)  | Curtiss / Sims / Crosby         |
| 4/24 @ ROC        | W, 5-2      | Santiago / Harper / Phillips    |
| 4/25 @ ROC        | L, 3-8      | Melotakis / L. Jackson / Magill |

### 2018 Offense vs. ROC:

.218/.287/.336, 13 2B, 0 3B, 5 HR,  
22 R, 22 RBI, 7 SB

### 2018 Pitching vs. ROC:

3.05 ERA, .204 BAA, 1.31 WHIP,  
29 R, 22 ER, 1 HR, 38 BB, 63 SO

## GWINNETT VS. ROCHESTER IN 2019

### AT COOLRAY FIELD (3 Games)

July 19-21 (3G)

### AT FRONTIER FIELD (3 Games)

August 6-8 (3G)

## TEAM HOTEL IN ROCHESTER

Holiday Inn Downtown  
70 State Street  
Rochester, NY 14614  
585-546-3450

## GWINNETT VS. ROCHESTER ALL TIME

| YEAR          | W/L                 | HOME         | ROAD         |
|---------------|---------------------|--------------|--------------|
| 2009          | 5-3                 | 2-2          | 3-1          |
| 2010          | 5-3                 | 4-0          | 1-3          |
| 2011          | 4-4                 | 2-2          | 2-2          |
| 2012          | 5-3                 | 3-1          | 2-2          |
| 2013          | 1-7                 | 1-3          | 0-4          |
| 2014          | 3-5                 | 2-2          | 1-3          |
| 2015          | 5-3                 | 3-1          | 2-2          |
| 2016          | 2-5                 | 1-2          | 1-3          |
| 2017          | 3-3                 | 2-1          | 1-2          |
| 2018          | 2-5                 | 0-4          | 2-1          |
| <b>TOTAL:</b> | <b>35-41 (.461)</b> | <b>20-18</b> | <b>15-23</b> |

GWN SWEEPS: 1x: 7/27-30, 2010 (4G)  
ROC SWEEPS: 2x, last: 4/12-14, 2018 (3G)

## MLB.COM TOP 10 MINNESOTA TWINS PROSPECTS

| NO. | PLAYER           | POS. | TOP 100 | NO. | PLAYER       | POS.  | TOP 100 |
|-----|------------------|------|---------|-----|--------------|-------|---------|
| 1.  | Royce Lewis      | SS   | 5       | 6.  | Brent Rooker | 1B/OF | --      |
| 2.  | Alex Kirilloff   | OF   | 9       | 7.  | Jhoan Duran  | RHP   | --      |
| 3.  | Brusdar Graterol | RHP  | 68      | 8.  | Lewis Thorpe | LHP   | --      |
| 4.  | Wander Javier    | SS   | --      | 9.  | Blayne Enlow | RHP   | --      |
| 5.  | Trevor Larnach   | OF   | --      | 10. | Nick Gordon  | SS/2B | --      |



# SCRANTON/WB RAILRIDERS 73-65, 2<sup>ND</sup> IL NORTH IN 2018

Triple-A Affiliate of the New York Yankees Since 2007

### Contact Information:

235 Montage Mountain Road  
 Moosic, PA 18507  
 570-969-2255  
 swbrailriders.com  
 Twitter: @swbrailriders

### Years in IL:

1989-

### Governors' Cup Titles (2):

2008, 2016

## RAILRIDERS STAFF


|                            |               |             |
|----------------------------|---------------|-------------|
| President/General Manager: | Josh Olerud   | 4th Season  |
| Field Manager:             | Jay Bell      | 1st Season  |
| Pitching Coach:            | Tommy Phelps  | 4th Season  |
| Hitting Coach:             | Phil Plantier | 2nd Season  |
| Bullpen Coach:             | Doug Davis    | 3rd Season  |
| Athletic Trainer:          | Darren London | 13th Season |
| Strength Coach:            | Brad Hyde     | 3rd Season  |

## MEDIA/PR CONTACTS

|   |               |  |
|---|---------------|--|
| Director of Broadcasting & Media Relations: | Adam Marco    | 570-558-4637<br>amarco@swbrailriders.com |
| Media Relations Manager:                    | Adam Giardino | agiardino@swbrailriders.com              |

## PNC FIELD

|                       |                       |                   |                 |
|-----------------------|-----------------------|-------------------|-----------------|
| Opened.....           | 1989 (Renovated 2013) | Dimensions.....   | Left Field: 326 |
| Capacity.....         | 10,000                | Center Field: 408 |                 |
| 2018 Attendance ..... | 386,819 (10th)        | Right Field: 330  |                 |



**JAY BELL**

1st Season with SWB  
000-000 (.000)

3rd MiLB Season  
164-111 (.596)

## GWINNETT VS. SCRANTON IN 2018

| DATE         | SCORE   | WIN / LOSS / SAVE      |
|--------------|---------|------------------------|
| 4/16 vs. SWB | W, 6-1  | Allard / C. Adams / -- |
| 4/17 vs. SWB | W, 8-3  | Phillips / Rogers / -- |
| 4/18 vs. SWB | W, 6-3  | Fried / Hale / --      |
| 7/27 @ SWB   | L, 3-9  | Espinal / Salas / --   |
| 7/28 @ SWB   | L, 1-11 | Sheffield / Sims / --  |
| 7/29 @ SWB   | W, 7-4  | Gohara / Cortes / --   |

**2018 Offense vs. SWB:**  
 .292/.351/.450, 15 2B, 1 3B, 5 HR,  
 31 R, 31 RBI, 0 SB

**2018 Pitching vs. SWB:**  
 5.19 ERA, .268 BAA, 1.50 WHIP,  
 31 R, 30 ER, 8 HR, 23 BB, 53 SO

## GWINNETT VS. SCRANTON IN 2019

### AT COOLRAY FIELD (3 Games)

August 16-18 (3G)

### AT PNC FIELD (3 Games)

August 9-11 (3G)

## TEAM HOTEL IN SCRANTON

Hilton Scranton & Conference Center  
 100 Adams Avenue  
 Scranton, PA 18503  
 570-558-7330

## GWINNETT VS. SCRANTON ALL TIME

| YEAR             | W/L                 | HOME         | ROAD         |
|------------------|---------------------|--------------|--------------|
| 2009             | 3-5                 | 1-3          | 2-2          |
| 2010             | 5-3                 | 2-2          | 3-1          |
| 2011             | 5-3                 | 2-2          | 3-1          |
| 2012             | 1-7                 | 1-3          | 0-4          |
| 2013             | 2-6                 | 0-4          | 2-2          |
| 2014             | 2-6                 | 0-4          | 2-2          |
| 2015             | 4-2                 | 2-1          | 2-1          |
| 2016             | 1-6                 | 0-4          | 1-2          |
| 2017             | 2-4                 | 0-3          | 2-1          |
| 2018             | 4-2                 | 3-0          | 1-2          |
| <b>TOTAL:</b>    | <b>29-44 (.397)</b> | <b>11-26</b> | <b>18-18</b> |
| <b>PLAYOFFS:</b> | <b>2-6</b>          | <b>0-4</b>   | <b>2-2</b>   |

GWN SWEEPS: 1x: 4/16-18, 2018 (3G)  
 SWB SWEEPS: 5x, last: 8/7-9, 2017 (3G)

## MLB.COM TOP 10 NEW YORK YANKEES PROSPECTS

| NO. | PLAYER            | POS. | TOP 100 | NO. | PLAYER           | POS. | TOP 100 |
|-----|-------------------|------|---------|-----|------------------|------|---------|
| 1.  | Estevan Florial   | OF   | 57      | 6.  | Anthony Seigler  | C    | --      |
| 2.  | Jonathan Loaisiga | RHP  | 66      | 7.  | Everson Pereira  | OF   | --      |
| 3.  | Albert Abreu      | RHP  | --      | 8.  | Trevor Stephan   | RHP  | --      |
| 4.  | Deivi Garcia      | RHP  | --      | 9.  | Antonio Cabello  | OF   | --      |
| 5.  | Clarke Schmidt    | RHP  | --      | 10. | Roansy Contreras | RHP  | --      |



# SYRACUSE METS 64-76, T-4<sup>TH</sup> IL NORTH IN 2018

Triple-A Affiliate of the New York Mets Since 2019

### Contact Information:

One Tex Simone Drive  
Syracuse, NY 13208  
Ph: 315-474-7833  
syracusemets.com  
Twitter: @SyracuseMets

### Years in IL:

1885-89, 1891-92, 1894-1901,  
1918, 1920-27, 1934-55, 1961-  
**Governors' Cup Titles (8):**  
1935, 1942, 1943, 1947,  
1954, 1969, 1970, 1976

## METS STAFF

|                   |                  |            |
|-------------------|------------------|------------|
| General Manager:  | Jason Smorol     | 6th Season |
| Field Manager:    | Tony DeFrancesco | 1st Season |
| Pitching Coach:   | Glenn Abbott     | 1st Season |
| Hitting Coach:    | Jeremy Accardo   | 1st Season |
| Coach:            | Joel Chimelis    | 1st Season |
| Coach:            | Benny Distefano  | 1st Season |
| Athletic Trainer: | Grant Hufford    | 1st Season |
| Strength Coach:   | Josh Fields      | 1st Season |

## MEDIA/PR CONTACTS

|   |                   |  |
|---|-------------------|--|
| Director of Broadcasting & Media Relations: | Eric Gallanty     | 315-474-7833<br>egallanty@syracusemets.com |
| Asst. Director of Media Relations:          | Michael Tricarico | mtricarico@syracusemets.com                |

## NBT BANK STADIUM

|                       |                |                 |                   |
|-----------------------|----------------|-----------------|-------------------|
| Opened.....           | 1997           | Dimensions..... | Left Field: 330   |
| Capacity.....         | 11,071         |                 | Center Field: 400 |
| 2018 Attendance ..... | 277,332 (13th) |                 | Right Field: 330  |



**TONY DEFRANCESCO**

1st Season with SYR  
000-000 (.000)

MLB Season  
1,670-1,459 (.534)

## GWINNETT VS. SYRACUSE (WASHINGTON NATIONALS AFFILIATE) IN 2018

| DATE         | SCORE      | WIN / LOSS / SAVE            |
|--------------|------------|------------------------------|
| 6/8 vs. SYR  | L, 2-3     | Fedde / Allard / Cordero     |
| 6/9 vs. SYR  | W, 1-0 (5) | Wisler / Valdez / --         |
| 6/10 vs. SYR | W, 7-1     | Sims / Vargas / --           |
| 8/10 @ SYR   | W, 4-0     | Socolovich / Collins / --    |
| 8/11 @ SYR   | L, 2-3     | A. Adams / Pfeifer / Gott    |
| 8/12 @ SYR   | L, 1-8     | J. Rodriguez / Santiago / -- |

### 2018 Offense vs. SYR:

.278/.310/.385, 12 2B, 1 3B, 2 HR,  
17 R, 14 RBI, 1 SB

### 2018 Pitching vs. SYR:

2.81 ERA, .201 BAA, 1.23 WHIP,  
15 R, 15 ER, 2 HR, 27 BB, 40 SO

## GWINNETT VS. SYRACUSE IN 2019

### AT COOLRAY FIELD (3 Games)

June 21-23 (3G)

### AT NBT BANK STADIUM (3 Games)

June 14-16 (3G)

## TEAM HOTEL IN SYRACUSE

Embassy Suites by Hilton  
311 Hiawatha Blvd. West  
Syracuse, NY 13204  
315-303-1650

## GWINNETT VS. SYRACUSE ALL TIME

| YEAR          | W/L                 | HOME         | ROAD         |
|---------------|---------------------|--------------|--------------|
| 2009          | 5-3                 | 3-1          | 2-2          |
| 2010          | 3-5                 | 2-2          | 1-3          |
| 2011          | 4-4                 | 2-2          | 2-2          |
| 2012          | 2-6                 | 2-2          | 0-4          |
| 2013          | 6-2                 | 3-1          | 3-1          |
| 2014          | 3-4                 | 1-3          | 2-1          |
| 2015          | 2-6                 | 1-3          | 1-3          |
| 2016          | 1-5                 | 0-3          | 1-2          |
| 2017          | 5-2                 | 4-0          | 1-2          |
| 2018          | 3-3                 | 2-1          | 1-2          |
| <b>TOTAL:</b> | <b>34-40 (.459)</b> | <b>20-18</b> | <b>14-22</b> |

GWN SWEEPS: 1x: 5/26-29, 2017 (4G)  
SYR SWEEPS: 2x, last: 5/27-29, 2016 (3G)

## MLB.COM TOP 10 NEW YORK METS PROSPECTS

| NO. | PLAYER          | POS. | TOP 100 | NO. | PLAYER                  | POS. | TOP 100 |
|-----|-----------------|------|---------|-----|-------------------------|------|---------|
| 1.  | Peter Alonso    | 1B   | 51      | 6.  | David Peterson          | LHP  | --      |
| 2.  | Andres Gimenez  | SS   | 58      | 7.  | Simeon Woods-Richardson | RHP  | --      |
| 3.  | Ronny Mauricio  | SS   | --      | 8.  | Anthony Kay             | LHP  | --      |
| 4.  | Mark Vientos    | 3B   | --      | 9.  | Thomas Szapucki         | LHP  | --      |
| 5.  | Shervyen Newton | SS   | --      | 10. | Franklyn Kilome         | RHP  | --      |



# TOLEDO MUD HENS 73-66, 1<sup>ST</sup> IL WEST IN 2018

Triple-A Affiliate of the Detroit Tigers Since 1987

**Contact Information:**

406 Washington Street  
Toledo, OH 43604  
419-725-4367  
mudhens.com  
Twitter: @MudHens

**Years in IL:**

1889, 1965-

**Governors' Cup Titles (3):**

1967, 2005, 2006

## MUD HENS STAFF

|                               |                   |             |
|-------------------------------|-------------------|-------------|
| President & CEO               | Joe Napoli        | 20th Season |
| Executive VP/General Manager: | Erik Ibsen        | 5th Season  |
| Field Manager:                | Doug Mientkiewicz | 2nd Season  |
| Pitching Coach:               | Juan Nieves       | 1st Season  |
| Hitting Coach:                | Mike Hessman      | 1st Season  |
| Third Base Coach:             | Basilio Cabrera   | 4th Season  |
| Athletic Trainer:             | Chris McDonald    | 6th Season  |
| Strength Coach:               | Jeff Mathers      | 2nd Season  |

## MEDIA/PR CONTACTS

|                          |                |   |
|--------------------------|----------------|---|
| Communications Director: | Andi Roman     | 419-725-9252<br>aroman@mudhens.com      |
| Communications Manager:  | Rob Wiercinski | 419-720-4400<br>rwiercinski@mudhens.com |
| Radio Broadcaster:       | Jim Weber      | jweber@mudhens.com                      |

## FIFTH THIRD FIELD

|                       |               |                 |                   |
|-----------------------|---------------|-----------------|-------------------|
| Opened.....           | 2002          | Dimensions..... | Left Field: 320   |
| Capacity.....         | 10,300        |                 | Center Field: 408 |
| 2018 Attendance ..... | 507,965 (7th) |                 | Right Field: 315  |



**DOUG  
MIENTKIEWICZ**

2nd Season with TOL  
73-66 (.525)

7th MiLB Season  
460-374 (.552)

## GWINNETT VS. TOLEDO IN 2018

| DATE         | SCORE   | WIN / LOSS / SAVE              |
|--------------|---------|--------------------------------|
| 5/18 @ TOL   | L, 6-11 | Spomer / Kennedy / --          |
| 5/19 @ TOL   | W, 5-3  | Phillips / Aumont / --         |
| 5/20 @ TOL   | L, 1-5  | Turley / Fried / --            |
| 6/19 vs. TOL | L, 4-7  | Lewicki / Fried / --           |
| 6/20 vs. TOL | L, 3-5  | Alexander / Gohara / Reininger |
| 6/21 vs. TOL | W, 7-6  | Phillips / Aumont / --         |

**2018 Offense vs. TOL:**

.246/.317/.396, 10 2B, 3 3B, 5 HR,  
26 R, 25 RBI, 1 SB

**2018 Pitching vs. TOL:**

5.71 ERA, .299 BAA, 1.63 WHIP,  
37 R, 33 ER, 9 HR, 21 BB, 51 SO

## GWINNETT VS. TOLEDO IN 2019

**AT COOLRAY FIELD (3 Games)**

April 26-28 (3G)

**AT FIFTH THIRD FIELD (3 Games)**

May 28-30 (3G)

## TEAM HOTEL IN TOLEDO

The Park Inn  
101 N. Summit Street  
Toledo, OH 43604  
419-321-2058

## GWINNETT VS. TOLEDO ALL TIME

| YEAR          | W/L                 | HOME         | ROAD         |
|---------------|---------------------|--------------|--------------|
| 2009          | 5-3                 | 4-0          | 1-3          |
| 2010          | 6-2                 | 2-2          | 4-0          |
| 2011          | 5-3                 | 1-3          | 4-0          |
| 2012          | 7-1                 | 3-1          | 4-0          |
| 2013          | 6-2                 | 4-0          | 2-2          |
| 2014          | 5-3                 | 2-2          | 3-1          |
| 2015          | 5-4                 | 3-1          | 2-3          |
| 2016          | 5-4                 | 1-2          | 4-2          |
| 2017          | 7-4                 | 3-1          | 4-3          |
| 2018          | 2-4                 | 1-2          | 1-2          |
| <b>TOTAL:</b> | <b>53-30 (.639)</b> | <b>24-14</b> | <b>29-16</b> |

GWN SWEEPS: 7x, last: 6/13-15, 2017 (3G)  
TOL SWEEPS: None

## MLB.COM TOP 10 DETROIT TIGERS PROSPECTS

| NO. | PLAYER         | POS. | TOP 100 | NO. | PLAYER           | POS. | TOP 100 |
|-----|----------------|------|---------|-----|------------------|------|---------|
| 1.  | Casey Mize     | RHP  | 17      | 6.  | Beau Burrows     | RHP  | --      |
| 2.  | Matt Manning   | RHP  | 52      | 7.  | Willi Castro     | SS   | --      |
| 3.  | Franklin Perez | RHP  | 78      | 8.  | Christin Stewart | OF   | --      |
| 4.  | Isaac Paredes  | INF  | --      | 9.  | Parker Meadows   | OF   | --      |
| 5.  | Daz Cameron    | OF   | --      | 10. | Alex Faedo       | RHP  | --      |

## 2019 INTERNATIONAL LEAGUE UMPIRES

|              |  |
|--------------|--|
| Crew 1 ..... | Brennan Miller (CC), Erich Bacchus, Randy Rosenberg                                |
| Crew 2 ..... | Alex Tosi (CC), Ryan Wills, Skyler Shown   |
| Crew 3 ..... | John Bacon (CC), Mike Wiseman, Richard Riley                                       |
| Crew 4 ..... | Jeremy Riggs (CC), Scott Costello, Travis Godec                                    |
| Crew 5 ..... | Adam Beck (CC), Blake Carnahan, Rich Grassa  |
| Crew 6 ..... | Shane Livensparger (CC), Chris Graham, Charlie Ramos                               |
| Crew 7 ..... | Dan Merzel (CC), Brian Peterson, John Mang   |
| ROVERS ..... | Ryan Additon, Sean Barber, Nic Lentz, Jeremie Rehak, Jansen Visconti, Chad Whitson |

### CREW SCHEDULE IN GWINNETT

|                   |        |                        |        |
|-------------------|--------|------------------------|--------|
| April 4-9 .....   | Crew 4 | June 18-23 .....       | Crew 5 |
| April 15-18 ..... | Crew 3 | June 28-30 .....       | Crew 6 |
| April 23-28 ..... | Crew 6 | July 4-7 .....         | Crew 4 |
| May 7-12 .....    | Crew 2 | July 15-21 .....       | Crew 7 |
| May 21-23 .....   | Crew 1 | July 29-August 4 ..... | Crew 1 |
| May 24-27 .....   | Crew 7 | August 13-18 .....     | Crew 6 |
| June 6-9 .....    | Crew 1 | August 26-29 .....     | Crew 4 |

### UMPIRE BIOS

| Name               | Crew  | Age | Resides             | Years in AAA | MLB Experience |
|--------------------|-------|-----|---------------------|--------------|----------------|
| Ryan Additon       | ROVER | 33  | Davie, FL           | IL (2016-18) | 2017-18        |
| Erich Bacchus      | 1     | 28  | Germantown, MD      | IL (2018)    | None           |
| John Bacon         | 3     | 35  | Sherrodsville, OH   | IL (2016-18) | None           |
| Sean Barber        | ROVER | 33  | Lakeland, FL        | IL (2012-18) | 2014-18        |
| Adam Beck          | 5     | 30  | Winter Springs, FL  | IL (2017-18) | None           |
| Blake Carnahan     | 5     | 30  | Crystal River, FL   | IL (2017-18) | None           |
| Scott Costello     | 4     | 34  | Barrie, Canada      | IL (2017-18) | None           |
| Travis Godec       | 4     | 30  | Roanoke, VA         | IL (2018)    | None           |
| Chris Graham       | 6     | 33  | Sutton West, Canada | IL (2017-18) | None           |
| Rich Grassa        | 5     | 29  | Lindenhurst, NY     | IL (2018)    | None           |
| Nic Lentz          | ROVER | 29  | Holland, MI         | IL (2014-18) | 2016-18        |
| Shane Livensparger | 6     | 35  | Jacksonville, FL    | IL (2015-18) | 2017-18        |
| John Mang          | 7     | 31  | Youngstown, OH      | None         | None           |
| Dan Merzel         | 7     | 31  | Durham, NC          | IL (2016-18) | None           |
| Brennan Miller     | 1     | 27  | Woodbridge, VA      | IL (2017-18) | None           |
| Brian Peterson     | 7     | 31  | Lansdale, PA        | IL (2017-18) | None           |
| Charlie Ramos      | 6     | 31  | Grand Rapids, MI    | IL (2017-18) | None           |
| Jeremie Rehak      | ROVER | 31  | Mars, PA            | IL (2016-18) | 2018           |
| Jeremy Riggs       | 4     | 33  | Portsmouth, VA      | IL (2015-18) | None           |
| Richard Riley      | 3     | 37  | Alexandria, VA      | IL (2018)    | None           |
| Randy Rosenberg    | 1     | 30  | Alexandria, VA      | None         | None           |
| Skyler Shown       | 2     | 29  | Owensboro, KY       | IL (2018)    | None           |
| Alex Tosi          | 2     | 31  | Imperial, MO        | IL (2016-18) | None           |
| Jansen Visconti    | ROVER | 31  | Latrobe, PA         | IL (2014-18) | 2018           |
| Chad Whitson       | ROVER | 37  | Newark, OH          | IL (2010-18) | 2014-18        |
| Ryan Wills         | 2     | 31  | Williamsburg, VA    | IL (2017-18) | None           |
| Mike Wiseman       | 3     | 31  | White Lake, MI      | IL (2017-18) | None           |

IL INFO





## **ATLANTA BRAVES ORGANIZATION**

Former Gwinnett manager Brian Snitker was named the 2018 National League Manager of the Year after leading the Atlanta Braves to a 90-72 record and the NL East title.

(Photo: Karl L. Moore)

## ATLANTA BRAVES STAFF

### EXECUTIVES

Chairman: Terry McGuirk  
 President & CEO: Derek Schiller  
 President & CEO, Braves Development Co.: Mike Plant  
 Executive VP & Chief Legal Officer: Greg Heller  
 Executive VP & Chief Financial Officer: Jill Robinson  
 Executive VP & General Manager: Alex Anthopoulos  
 Executive VP, MiLB Affiliates/Planning: Chip Moore  
 Senior VP, Human Resources: DeRetta Rhodes  
 Senior Vice President: Henry Aaron  
 Vice Chairman, Emeritus: John Schuerholz  
 Chairman Emeritus: William C. Bartholomay

### BASEBALL OPERATIONS

Sr. VP, Baseball Operations & Asst. GM: Perry Minasian  
 Asst. GM, Research & Development: Jason Paré  
 Asst. GM, Major League Operations: Alex Tamin  
 Special Assistant to the GM: Bobby Cox  
 Special Assistant to the GM: Mike Fast  
 Executive Assistant to the GM: Elizabeth Teran  
 Director, Baseball Administration: Dixie Keller  
 Manager, Baseball Systems: Garrett Wilson  
 Manager, Major League Operations: Noah Woodward  
 Asst. Dir., Amateur Scouting Operations: Matt Grabowski  
 Asst. Dir., Professional Scouting: Jonathan Schuerholz  
 Director, Player Development: Dom Chiti  
 Asst. Dir., Player Development (Personnel): A.J. Scola  
 Asst. Dir., Player Development (Operations): Ron Knight  
 Coordinator, Florida Operations: Jeff Pink  
 Player Development Assistant: Dylan Quantz  
 Minor League Video Coordinator: Kyle Clements  
 Baseball Operations Assistant: Phil Giuca  
 Player Development Trainee: Tucker Meredith  
 Special Asst., Baseball Operations: Andruw Jones  
 Special Asst., Baseball Operations: Chipper Jones  
 Special Asst., Baseball Operations: Fred McGriff  
 Special Asst., Baseball Operations: Greg Walker

### MINOR LEAGUE COORDINATORS

Field Coordinator: Doug Mansolino  
 Director of Pitching: Dave Wallace  
 Pitching Coordinator: Derrick Lewis  
 Hitting Coordinator: Mike Brumley  
 Catching Coordinator: Jeff Datz  
 Infield Coordinator: Adam Everett  
 Outfield/Baserunning Coordinator: John "T-Bone" Shelby  
 Special Assistant to Player Development: Terry Pendleton  
 Special Assistant to Player Development: Eddie Perez  
 Rehab Pitching Coordinator: David Chavarría  
 Strength & Conditioning Coordinator: Mike Schofield  
 Asst. Strength & Conditioning Coordinator: Ryan Driscoll  
 Minor League Medical Coordinator: Nick Flynn  
 Asst. Minor League Medical Coordinator: Jeff Stevenson  
 Physical Therapist: Ben Cuddy  
 Cultural Development Coordinator: Fernando Piñeres

### COMMUNICATIONS:

VP, Corporate Communications: Beth Marshall  
 Manager, Corporate Communications: Caroline Burleson  
 Trainee, Corporate Communications: Kara Zoellner  
 Sr. Coordinator, Media Relations: Jonathan Kerber  
 Coordinator, Media Relations: Jared Burleyson  
 Spanish Interpreter: Franco Garcia

## ATLANTA BRAVES 2018 MINOR LEAGUE STANDINGS

| TEAM (LEVEL)              | MANAGER             | RECORD         | PCT.        | GA/GB   | FINISH               |
|---------------------------|---------------------|----------------|-------------|---------|----------------------|
| Gwinnett (AAA)            | Damon Berryhill     | 70-69          | .504        | 9.0 GB  | 2nd in IL South      |
| Mississippi (AA)          | Chris Maloney       | 67-71          | .486        | 13.0 GB | 3rd in SL South      |
| Florida (Adv. A)          | Luis Salazar        | 51-80          | .389        | 23.0 GB | 6th in FSL North     |
| Rome (A)                  | Rocket Wheeler      | 71-65          | .522        | 5.0 GB  | 2nd in SAL Southern  |
| Danville (Short A)        | Barrett Kleinknecht | 33-35          | .485        | 12.0 GB | 3rd in APPY East     |
| Gulf Coast (Rookie)       | Nestor Perez        | 22-32          | .407        | 8.0 GB  | 3rd in GCL Northeast |
| Dominican Summer (Rookie) | Jefferson Romero    | 22-47          | .319        | 28.0 GB | 8th in DSL Northwest |
| <b>OVERALL RECORD:</b>    |                     | <b>336-399</b> | <b>.457</b> |         |                      |

### 2018 BATTING LEADERS

|          | PLAYER             | TEAM        | NO.  |
|----------|--------------------|-------------|------|
| Average* | Michael Reed       | MIS/GWN     | .342 |
| OBP*     | Michael Reed       | MIS/GWN     | .453 |
| SLG*     | Austin Riley       | GCL/MIS/GWN | .522 |
| Games    | Rio Ruiz           | GWN         | 130  |
| Hits     | Riley Delgado      | ROM/FLA     | 153  |
| Doubles  | Drew Waters        | ROM/FLA     | 39   |
| Triples  | Drew Waters        | ROM/FLA     | 9    |
|          | Justin Dean        | DAN/ROM     | 9    |
| Homers   | Braxton Davidson   | FLA         | 20   |
| Runs     | Drew Waters        | ROM/FLA     | 72   |
|          | Rio Ruiz           | GWN         | 72   |
| RBI      | Carlos Franco      | GWN         | 76   |
| Steals   | Ray-Patrick Didder | FLA/MIS     | 27   |

\*Minimum 300 At-Bats

### 2018 PITCHING LEADERS

|            | PLAYER          | TEAM        | NO.   |
|------------|-----------------|-------------|-------|
| ERA*       | Touki Toussaint | MIS/GWN     | 2.38  |
| WHIP*      | Touki Toussaint | MIS/GWN     | 1.13  |
| SO/BB*     | Bryse Wilson    | FLA/MIS/GWN | 3.97  |
| Wins       | Kyle Muller     | ROM/FLA/MIS | 11    |
| Strikeouts | Touki Toussaint | MIS/GWN     | 163   |
| Games      | Jason Hursh     | MIS/GWN     | 53    |
| Innings    | Jeremy Walker   | FLA/GWN     | 143.0 |
| Starts     | Jeremy Walker   | FLA/GWN     | 26    |
| CG         | Enderson Franco | MIS/GWN     | 2     |
|            | Matt Wisler     | GWN         | 2     |
| Shutouts   | 5 Players Tied  |             | 1     |
| Saves      | Jacob Webb      | MIS/GWN     | 18    |

\*Minimum 100 Innings Pitched

## ATLANTA BRAVES 2018 ORGANIZATIONAL AWARDS

Bobby Cox Minor League Manager of the Year Award..... Chris Maloney (Mississippi)  
 Hank Aaron Minor League Player of the Year Award.....Austin Riley (GCL Braves/Mississippi/Gwinnett)  
 Phil Niekro Minor League Pitcher of the Year Award ..... Touki Toussaint (Mississippi/Gwinnett)  
 Bill Lucas Community Service Award..... Hayden Deal (Rome)

### ORGANIZATIONAL AWARDS BY AFFILIATE

|                           | PITCHER OF THE YEAR | PLAYER OF THE YEAR |
|---------------------------|---------------------|--------------------|
| Gwinnett (AAA)            | Kolby Allard        | Austin Riley       |
| Mississippi (AA)          | Touki Toussaint     | Travis Demeritte   |
| Florida (Adv. A)          | Ian Anderson        | Cristian Pache     |
| Rome (A)                  | Hayden Deal         | Drew Waters        |
| Danville (Short A)        | Dilmer Mejia        | Greg Cullen        |
| Gulf Coast (Rookie)       | Miguel Jerez        | Jeremy Fernandez   |
| Dominican Summer (Rookie) | Jose Olague         | Carlos Paraguate   |

### 2018 POSTSEASON ALL-STARS

Gwinnett (International League)..... None  
 Mississippi (Southern League)..... None  
 Florida (Florida State League)..... Ian Anderson (RHP)  
 Rome (South Atlantic League)..... William Contreras (C), Drew Waters (OF)  
 Danville (Appalachian League)..... Dilmer Mejia (LHP)  
 GCL Braves (Gulf Coast League)..... None  
 DSL Braves (Dominican Summer League)..... None

### ATLANTA BRAVES 2018 FIRST-YEAR PLAYER DRAFT SELECTIONS

| RD. | PICK | PLAYER            | POS | B/T | HT/WT      | DOB      | SIGNED   |
|-----|------|-------------------|-----|-----|------------|----------|----------|
| 1   | 8    | Carter Stewart    | RHP | R/R | 6-6 / 200  | 11/2/99  | Unsigned |
| 2   | 49   | Greyson Jenista   | 1B  | L/R | 6-4 / 210  | 12/7/96  | 6/19/18  |
| 4   | 112  | Tristan Beck      | RHP | R/R | 6-4 / 165  | 6/24/96  | 6/29/18  |
| 5   | 142  | Trey Riley        | RHP | R/R | 6-2 / 200  | 4/21/98  | 6/19/18  |
| 6   | 172  | Andrew Moritz     | OF  | L/R | 5-11 / 180 | 12/22/96 | 6/19/18  |
| 7   | 202  | Brooks Wilson     | RHP | L/R | 6-2 / 205  | 3/15/96  | 6/19/18  |
| 8   | 232  | AJ Graffanino     | SS  | L/R | 6-2 / 170  | 7/16/97  | 6/30/18  |
| 9   | 262  | Ryan Shetter      | RHP | R/R | 6-3 / 205  | 3/5/97   | 7/6/18   |
| 10  | 292  | Brett Langhorne   | 3B  | L/R | 6-3 / 210  | 6/14/96  | 6/19/18  |
| 11  | 322  | Jake Higginbotham | LHP | L/L | 5-10 / 170 | 1/11/96  | 6/19/18  |
| 12  | 352  | Nolan Kingham     | RHP | R/R | 6-4 / 200  | 8/18/96  | 7/7/18   |
| 13  | 382  | Brendan Venter    | 1B  | R/R | 6-2 / 205  | 9/26/96  | 6/22/18  |
| 14  | 412  | Victor Vodnik     | RHP | R/R | 6-0 / 190  | 10/9/99  | 8/7/18   |
| 15  | 442  | Greg Cullen       | 2B  | L/R | 5-10 / 190 | 11/13/96 | 6/19/18  |
| 16  | 472  | Ty Harpenau       | RHP | R/R | 6-1 / 175  | 1/13/97  | 6/28/18  |
| 17  | 502  | Justin Dean       | OF  | R/R | 5-8 / 180  | 12/6/96  | 6/19/18  |
| 18  | 532  | Cameron Kurz      | RHP | R/R | 6-0 / 200  | 5/10/96  | 6/22/18  |
| 19  | 562  | Zach Daniels      | RHP | L/R | 5-11 / 160 | 4/21/97  | 6/19/18  |
| 20  | 592  | CJ Alexander      | 3B  | L/R | 6-5 / 215  | 7/17/96  | 6/18/18  |
| 21  | 622  | Tanner Lawson     | LHP | L/L | 6-1 / 186  | 10/25/96 | 6/19/18  |
| 22  | 652  | Ray Soderman      | C   | R/R | 6-1 / 200  | 5/23/979 | 6/19/18  |
| 23  | 682  | William Woods     | RHP | R/R | 6-3 / 190  | 12/29/98 | 6/18/18  |
| 24  | 712  | Rusber Estrada    | C   | R/R | 6-0 / 215  | 6/5/95   | 6/19/18  |
| 25  | 742  | Michael Mateja    | 3B  | R/R | 5-11 / 190 | 1/25/97  | 6/19/18  |
| 26  | 772  | Zach Guth         | LHP | L/L | 6-4 / 210  | 4/4/97   | 6/19/18  |
| 27  | 802  | Zach Seipel       | RHP | R/R | 6-4 / 210  | 10/17/96 | 6/19/18  |
| 28  | 832  | Derek West        | RHP | R/R | 6-5 / 220  | 12/2/96  | Unsigned |
| 29  | 862  | Ray Hernandez     | 3B  | R/R | 6-3 / 220  | 8/19/96  | 6/18/18  |
| 30  | 892  | Mitch Stallings   | LHP | L/L | 6-2 / 180  | 6/30/95  | 6/20/18  |
| 31  | 922  | Gabriel Rodriguez | OF  | L/L | 6-1 / 193  | 4/9/99   | 6/18/18  |
| 32  | 952  | Trey Harris       | 2B  | R/R | 5-10 / 219 | 1/15/96  | 6/18/18  |
| 33  | 982  | Mason Berne       | 1B  | R/R | 6-3 / 225  | 3/11/96  | 6/18/18  |
| 34  | 1012 | Zack Hess         | RHP | R/R | 6-6 / 200  | 2/25/97  | Unsigned |
| 35  | 1042 | Logan Brown       | C   | L/R | 6-1 / 190  | 9/14/96  | 6/18/18  |
| 36  | 1072 | Victor Cavalieri  | LHP | L/L | 6-1 / 180  | 8/26/95  | 6/18/18  |
| 37  | 1102 | Alex Camacho      | RHP | R/R | 6-7 / 245  | 7/29/96  | 6/18/18  |
| 38  | 1132 | Franco Aleman     | RHP | R/R | 6-6 / 215  | 6/26/00  | Unsigned |
| 39  | 1162 | Jack Perkins      | RHP | R/R | 6-0 / 189  | 12/26/99 | Unsigned |
| 40  | 1192 | Micky Mangan      | C   | R/R | 5-11 / 175 | 11/3/99  | Unsigned |

**BRAVES ORG.**

**ATLANTA BRAVES 40-MAN ROSTER (As of March 1)**

| #  | PITCHERS (26)      | B/T | HT   | WT  | DOB                |
|----|--------------------|-----|------|-----|--------------------|
| 36 | Allard, Kolby      | L/L | 6-1  | 190 | August 13, 1997    |
| 63 | Biddle, Jesse      | L/L | 6-5  | 220 | October 22, 1991   |
| 51 | Carle, Shane       | R/R | 6-4  | 210 | August 30, 1991    |
| 75 | Dayton, Grant      | L/L | 6-2  | 210 | November 25, 1987  |
| 26 | Foltynewicz, Mike  | R/R | 6-4  | 200 | October 7, 1991    |
| 39 | Freeman, Sam       | R/L | 5-11 | 180 | June 24, 1987      |
| 54 | Fried, Max         | L/L | 6-4  | 190 | January 18, 1994   |
| 45 | Gausman, Kevin     | L/R | 6-3  | 190 | January 6, 1991    |
| 53 | Gohara, Luiz       | L/L | 6-3  | 265 | July 31, 1996      |
| 64 | Jackson, Luke      | R/R | 6-2  | 210 | August 24, 1991    |
| 33 | Minter, A.J.       | L/L | 6-0  | 215 | September 2, 1993  |
| 15 | Newcomb, Sean      | L/L | 6-5  | 255 | June 12, 1993      |
| 56 | O'Day, Darren      | R/R | 6-4  | 220 | October 22, 1982   |
| 67 | Parsons, Wes       | R/R | 6-5  | 204 | September 6, 1992  |
| 61 | Sobotka, Chad      | R/R | 6-7  | 225 | July 10, 1993      |
| 40 | Soroka, Mike       | R/R | 6-5  | 225 | August 4, 1997     |
| 49 | Teheran, Julio     | R/R | 6-2  | 205 | January 27, 1991   |
| 62 | Toussaint, Touki   | R/R | 6-3  | 185 | June 20, 1996      |
| 48 | Venters, Jonny     | L/L | 6-3  | 200 | March 20, 1985     |
| 38 | Vizcaino, Arodys   | R/R | 6-0  | 245 | November 13, 1990  |
| 71 | Webb, Jacob        | R/R | 6-1  | 200 | August 15, 1993    |
| 72 | Weigel, Patrick    | R/R | 6-6  | 240 | July 8, 1994       |
| 66 | Wilson, Bryse      | R/R | 6-1  | 225 | December 20, 1997  |
| 58 | Winkler, Dan       | R/R | 6-3  | 205 | February 2, 1990   |
| 65 | Wright, Kyle       | R/R | 6-4  | 200 | October 2, 1995    |
| 73 | Ynoa, Huascar      | R/R | 6-3  | 175 | May 28, 1998       |
| #  | CATCHERS (4)       | B/T | HT   | WT  | DOB                |
| 25 | Flowers, Tyler     | R/R | 6-4  | 260 | January 24, 1986   |
| 70 | Jackson, Alex      | R/R | 6-2  | 215 | December 25, 1995  |
| 55 | Lopez, Raffy       | L/R | 5-9  | 200 | October 2, 1987    |
| 16 | McCann, Brian      | L/R | 6-3  | 225 | February 20, 1984  |
| #  | INFIELDERS (5)     | B/T | HT   | WT  | DOB                |
| 1  | Albies, Ozzie      | S/R | 5-8  | 165 | January 7, 1997    |
| 17 | Camargo, Johan     | S/R | 6-0  | 195 | December 13, 1993  |
| 20 | Donaldson, Josh    | R/R | 6-1  | 210 | December 8, 1985   |
| 5  | Freeman, Freddie   | L/R | 6-5  | 220 | September 12, 1989 |
| 7  | Swanson, Dansby    | R/R | 6-1  | 190 | February 11, 1994  |
| #  | OUTFIELDERS (5)    | B/T | HT   | WT  | DOB                |
| 13 | Acuna Jr., Ronald  | R/R | 6-0  | 180 | December 18, 1997  |
| 8  | Culberson, Charlie | R/R | 6-0  | 200 | April 10, 1989     |
| 23 | Duvall, Adam       | R/R | 6-1  | 215 | September 4, 1988  |
| 11 | Inciarte, Ender    | L/L | 5-11 | 190 | October 29, 1990   |
| 22 | Markakis, Nick     | L/L | 6-1  | 210 | November 17, 1983  |

**BRAVES ORG.**
**ATLANTA BRAVES 2019 FIELD STAFF**

|                                 |               |                          |                |
|---------------------------------|---------------|--------------------------|----------------|
| <b>Manager:</b>                 | Brian Snitker | <b>First Base Coach:</b> | Eric Young     |
| <b>Pitching Coach:</b>          | Rick Kranitz  | <b>Third Base Coach:</b> | Ron Washington |
| <b>Hitting Coach:</b>           | Kevin Seitzer | <b>Bullpen Coach:</b>    | Marty Reed     |
| <b>Assistant Hitting Coach:</b> | Jose Castro   | <b>Catching Coach:</b>   | Sal Fasano     |
| <b>Bench Coach:</b>             | Walt Weiss    | <b>Bullpen Catcher:</b>  | Jose Yopez     |



# ATLANTA BRAVES 90-72, 1<sup>ST</sup> NL EAST IN 2018

Established 1871, Member of the National League Since 1876  
Three-Time World Series Champions: 1914, 1957, 1995

SunTrust Park (Opened 2017)  
1100 Circle 75 Parkway SE  
Atlanta, GA 30339

404-522-7630  
braves.com  
@Braves

## ATLANTA BRAVES 2018 REGULAR SEASON STATISTICS

| ATL BATTERS        | AVG          | G           | AB          | R          | H           | 2B           | 3B            | HR          | RBI        | BB         | SO          | SB         | OBP         | SLG         |
|--------------------|--------------|-------------|-------------|------------|-------------|--------------|---------------|-------------|------------|------------|-------------|------------|-------------|-------------|
| Acuna Jr., Ronald  | .293         | 111         | 433         | 78         | 127         | 26           | 4             | 26          | 64         | 45         | 123         | 16         | .366        | .552        |
| Adams, Lane        | .240         | 26          | 25          | 10         | 6           | 1            | 0             | 2           | 6          | 4          | 8           | 1          | .345        | .520        |
| Albies, Ozzie      | .261         | 158         | 639         | 105        | 167         | 40           | 5             | 24          | 72         | 36         | 116         | 14         | .305        | .452        |
| Bautista, Jose     | .143         | 12          | 35          | 3          | 5           | 1            | 0             | 2           | 5          | 5          | 12          | 0          | .250        | .343        |
| Bourjos, Peter     | .205         | 36          | 44          | 5          | 9           | 2            | 1             | 1           | 4          | 2          | 15          | 0          | .239        | .364        |
| Camargo, Johan     | .272         | 134         | 464         | 63         | 126         | 27           | 1             | 19          | 76         | 51         | 108         | 1          | .349        | .457        |
| Culberson, Charlie | .270         | 113         | 296         | 47         | 80          | 18           | 2             | 12          | 45         | 21         | 85          | 4          | .326        | .466        |
| Duda, Lucas        | .222         | 20          | 18          | 1          | 4           | 2            | 0             | 1           | 2          | 4          | 7           | 0          | .364        | .500        |
| Duvall, Adam       | .132         | 33          | 53          | 8          | 7           | 1            | 0             | 0           | 0          | 3          | 17          | 0          | .193        | .151        |
| Flaherty, Ryan     | .217         | 81          | 161         | 17         | 35          | 6            | 0             | 2           | 13         | 18         | 41          | 4          | .298        | .292        |
| Flowers, Tyler     | .227         | 82          | 251         | 34         | 57          | 9            | 0             | 8           | 30         | 35         | 76          | 0          | .341        | .359        |
| Freeman, Freddie   | .309         | 162         | 618         | 94         | 191         | 44           | 4             | 23          | 98         | 76         | 132         | 10         | .388        | .505        |
| Inciarte, Ender    | .265         | 156         | 597         | 83         | 158         | 27           | 6             | 10          | 61         | 49         | 86          | 28         | .325        | .380        |
| Markakis, Nick     | .297         | 162         | 623         | 78         | 185         | 43           | 2             | 14          | 93         | 72         | 80          | 1          | .366        | .440        |
| Perez, Carlos      | .143         | 8           | 21          | 0          | 3           | 0            | 0             | 0           | 0          | 1          | 6           | 0          | .182        | .143        |
| Peterson, Dustin   | .000         | 2           | 2           | 0          | 0           | 0            | 0             | 0           | 0          | 0          | 1           | 0          | .000        | .000        |
| Reed, Michael      | .286         | 7           | 7           | 1          | 2           | 0            | 0             | 0           | 0          | 0          | 3           | 0          | .286        | .286        |
| Rivera, Rene       | .000         | 3           | 4           | 0          | 0           | 0            | 0             | 0           | 0          | 0          | 3           | 0          | .000        | .000        |
| Ruiz, Rio          | .083         | 14          | 12          | 1          | 1           | 0            | 0             | 0           | 0          | 2          | 5           | 0          | .267        | .083        |
| Santana, Danny     | .179         | 15          | 28          | 4          | 5           | 3            | 0             | 0           | 2          | 3          | 11          | 1          | .281        | .286        |
| Stewart, Chris     | .214         | 5           | 14          | 3          | 3           | 0            | 0             | 0           | 3          | 1          | 1           | 0          | .250        | .214        |
| Suzuki, Kurt       | .271         | 105         | 347         | 45         | 94          | 24           | 0             | 12          | 50         | 22         | 43          | 0          | .332        | .444        |
| Swanson, Dansby    | .238         | 136         | 478         | 51         | 114         | 25           | 4             | 14          | 59         | 44         | 122         | 10         | .304        | .395        |
| Tucker, Preston    | .240         | 80          | 129         | 15         | 31          | 10           | 0             | 4           | 22         | 9          | 34          | 0          | .303        | .411        |
| <b>TEAM TOTALS</b> | <b>.257</b>  | <b>162</b>  | <b>5582</b> | <b>759</b> | <b>1433</b> | <b>314</b>   | <b>29</b>     | <b>175</b>  | <b>717</b> | <b>511</b> | <b>1290</b> | <b>90</b>  | <b>.324</b> | <b>.417</b> |
| ATL PITCHERS       | W-L          | ERA         | G           | GS         | CG          | SV/OP        | IP            | H           | R          | ER         | HR          | BB         | SO          | BAA         |
| Allard, Kolby      | 1-1          | 12.38       | 3           | 1          | 0           | 0/0          | 8.0           | 19          | 12         | 11         | 3           | 4          | 3           | .463        |
| Biddle, Jesse      | 6-1          | 3.11        | 60          | 0          | 0           | 1/4          | 63.2          | 50          | 26         | 22         | 6           | 31         | 67          | .218        |
| Brach, Brad        | 1-2          | 1.52        | 27          | 0          | 0           | 1/3          | 23.2          | 22          | 8          | 4          | 1           | 9          | 22          | .237        |
| Brothers, Rex      | 0-0          | ***         | 1           | 0          | 0           | 0/0          | 0.0           | 0           | 1          | 1          | 0           | 2          | 0           | ---         |
| Carle, Shane       | 4-1          | 2.86        | 53          | 0          | 0           | 1/2          | 63.0          | 50          | 22         | 20         | 2           | 27         | 43          | .221        |
| Culberson, Charlie | 0-0          | 9.00        | 1           | 0          | 0           | 0/0          | 1.0           | 2           | 1          | 1          | 0           | 0          | 0           | .400        |
| Foltynewicz, Mike  | 13-10        | 2.85        | 31          | 31         | 2           | 0/0          | 183.0         | 130         | 65         | 58         | 17          | 68         | 202         | .195        |
| Freeman, Sam       | 3-5          | 4.29        | 63          | 0          | 0           | 0/3          | 50.1          | 41          | 26         | 24         | 3           | 32         | 58          | .229        |
| Fried, Max         | 1-4          | 2.94        | 14          | 5          | 0           | 0/0          | 33.2          | 26          | 12         | 11         | 3           | 20         | 44          | .224        |
| Gausman, Kevin     | 5-3          | 2.87        | 10          | 10         | 0           | 0/0          | 59.2          | 50          | 23         | 19         | 5           | 18         | 44          | .227        |
| Gohara, Luiz       | 0-1          | 5.95        | 9           | 1          | 0           | 1/1          | 19.2          | 16          | 13         | 13         | 3           | 8          | 18          | .222        |
| Jackson, Luke      | 1-2          | 4.43        | 35          | 0          | 0           | 1/2          | 40.2          | 41          | 22         | 20         | 3           | 21         | 46          | .259        |
| McCarthy, Brandon  | 6-3          | 4.92        | 15          | 15         | 0           | 0/0          | 78.2          | 94          | 45         | 43         | 15          | 21         | 65          | .300        |
| McCreery, Adam     | 0-0          | 18.00       | 1           | 0          | 0           | 0/0          | 1.0           | 4           | 2          | 2          | 0           | 0          | 2           | .571        |
| Minter, A.J.       | 4-3          | 3.23        | 65          | 0          | 0           | 15/17        | 61.1          | 57          | 23         | 22         | 3           | 22         | 69          | .244        |
| Moylan, Peter      | 0-1          | 4.45        | 39          | 0          | 0           | 0/1          | 28.1          | 32          | 14         | 14         | 4           | 18         | 23          | .299        |
| Newcomb, Sean      | 12-9         | 3.90        | 31          | 30         | 0           | 0/0          | 164.0         | 137         | 74         | 71         | 18          | 81         | 160         | .226        |
| Parsons, Wes       | 0-1          | 7.20        | 1           | 0          | 0           | 0/0          | 5.0           | 6           | 4          | 4          | 1           | 3          | 3           | .316        |
| Phillips, Evan     | 0-0          | 8.53        | 4           | 0          | 0           | 0/0          | 6.1           | 6           | 6          | 6          | 3           | 4          | 3           | .240        |
| Ramirez, Jose      | 0-2          | 17.05       | 7           | 0          | 0           | 0/0          | 6.1           | 9           | 12         | 12         | 0           | 8          | 7           | .321        |
| Ravin, Josh        | 0-1          | 6.00        | 2           | 0          | 0           | 0/0          | 3.0           | 2           | 2          | 2          | 0           | 2          | 1           | .200        |
| Sanchez, Anibal    | 7-6          | 2.83        | 25          | 24         | 0           | 0/0          | 136.2         | 106         | 48         | 43         | 15          | 42         | 135         | .213        |
| Sims, Lucas        | 0-0          | 7.84        | 6           | 0          | 0           | 0/1          | 10.1          | 12          | 9          | 9          | 2           | 8          | 10          | .279        |
| Sobotka, Chad      | 1-0          | 1.88        | 14          | 0          | 0           | 0/0          | 14.1          | 5           | 3          | 3          | 2           | 9          | 21          | .104        |
| Socolovich, Miguel | 0-1          | 10.80       | 4           | 0          | 0           | 0/0          | 5.0           | 8           | 6          | 6          | 0           | 2          | 4           | .348        |
| Soroka, Mike       | 2-1          | 3.51        | 5           | 5          | 0           | 0/0          | 25.2          | 30          | 14         | 10         | 1           | 7          | 21          | .288        |
| Teheran, Julio     | 9-9          | 3.94        | 31          | 31         | 0           | 0/0          | 175.2         | 122         | 80         | 77         | 26          | 84         | 162         | .196        |
| Toussaint, Touki   | 2-1          | 4.03        | 7           | 5          | 0           | 0/0          | 29.0          | 18          | 13         | 13         | 1           | 21         | 32          | .182        |
| Venters, Jonny     | 4-1          | 3.54        | 28          | 0          | 0           | 2/3          | 20.1          | 15          | 9          | 8          | 0           | 10         | 16          | .205        |
| Vizcaino, Aroldys  | 2-2          | 2.11        | 39          | 0          | 0           | 16/18        | 38.1          | 30          | 9          | 9          | 4           | 15         | 40          | .213        |
| Whitley, Chase     | 0-0          | 18.00       | 1           | 0          | 0           | 0/0          | 1.0           | 2           | 2          | 2          | 1           | 1          | 1           | .400        |
| Wilson, Bryse      | 1-0          | 6.43        | 3           | 1          | 0           | 0/0          | 7.0           | 8           | 5          | 5          | 0           | 6          | 6           | .308        |
| Winkler, Dan       | 4-0          | 3.43        | 69          | 0          | 0           | 2/5          | 60.1          | 52          | 27         | 23         | 3           | 20         | 69          | .228        |
| Wisler, Matt       | 1-1          | 5.40        | 7           | 3          | 0           | 0/0          | 26.2          | 30          | 16         | 16         | 6           | 5          | 21          | .283        |
| Wright, Kyle       | 0-0          | 4.50        | 4           | 0          | 0           | 0/0          | 6.0           | 4           | 3          | 3          | 2           | 6          | 5           | .182        |
| <b>TEAM TOTALS</b> | <b>90-72</b> | <b>3.75</b> | <b>162</b>  | <b>162</b> | <b>2</b>    | <b>40/60</b> | <b>1456.2</b> | <b>1236</b> | <b>657</b> | <b>607</b> | <b>153</b>  | <b>635</b> | <b>1423</b> | <b>.229</b> |

BRVES ORG.



# MISSISSIPPI BRAVES 67-71, 3<sup>RD</sup> SL SOUTH IN 2018

*Double-A Southern League Affiliate of the Atlanta Braves Since 2005*  
*2008 Southern League Champions*

|   |   |
|---|---|
| Trustmark Park (Opened 2005)<br>1 Braves Way, Pearl, MS, 39208<br>601-932-8788<br>mississippibraves.com<br>@MB Braves | <b>General Manager:</b> Pete Laven<br><br><b>Media Contact:</b> Chris Harris<br>chris.harris@braves.com |
|---|---|


**2019 FIELD STAFF:** Chris Maloney (Manager), Dennis Lewallyn (Pitching Coach), Carlos Mendez (Hitting Coach), Alfredo Amezaga (Coach), T.J. Saunders (Athletic Trainer)

### MISSISSIPPI BRAVES 2018 REGULAR SEASON STATISTICS

| MIS BATTERS         | AVG          | G           | AB          | R          | H           | 2B           | 3B            | HR          | RBI        | BB         | SO          | SB         | OBP         | SLG         |
|---------------------|--------------|-------------|-------------|------------|-------------|--------------|---------------|-------------|------------|------------|-------------|------------|-------------|-------------|
| Cumberland, Brett   | .111         | 5           | 18          | 1          | 2           | 0            | 0             | 0           | 0          | 1          | 5           | 0          | .200        | .111        |
| Demeritte, Travis   | .222         | 128         | 428         | 69         | 95          | 22           | 5             | 17          | 63         | 57         | 140         | 6          | .316        | .416        |
| Didder, Ray-Patrick | .275         | 46          | 131         | 17         | 36          | 6            | 2             | 1           | 17         | 16         | 37          | 9          | .373        | .374        |
| Downes, Brandon     | .205         | 37          | 127         | 16         | 26          | 1            | 2             | 3           | 14         | 11         | 49          | 2          | .273        | .315        |
| Flowers, Tyler      | .250         | 1           | 4           | 1          | 1           | 0            | 0             | 0           | 0          | 0          | 1           | 0          | .250        | .250        |
| Giardina, Sal       | .150         | 25          | 60          | 2          | 9           | 0            | 0             | 0           | 4          | 5          | 22          | 1          | .271        | .150        |
| Jackson, Alex       | .200         | 64          | 225         | 27         | 45          | 12           | 1             | 5           | 24         | 20         | 78          | 0          | .282        | .329        |
| Lago, Alay          | .247         | 80          | 295         | 32         | 73          | 13           | 2             | 2           | 25         | 9          | 34          | 5          | .270        | .325        |
| Lien, Connor        | .198         | 99          | 268         | 29         | 53          | 16           | 1             | 7           | 29         | 26         | 113         | 8          | .289        | .343        |
| Lockhart, Daniel    | .230         | 119         | 356         | 53         | 82          | 15           | 4             | 6           | 31         | 45         | 100         | 9          | .316        | .346        |
| Marlette, Tyler     | .243         | 126         | 423         | 58         | 103         | 18           | 1             | 12          | 52         | 49         | 105         | 5          | .325        | .376        |
| Marte, Luis         | .313         | 40          | 131         | 14         | 41          | 5            | 1             | 2           | 16         | 7          | 24          | 4          | .353        | .412        |
| Martinez, Carlos    | .248         | 45          | 137         | 15         | 34          | 7            | 0             | 1           | 19         | 10         | 16          | 0          | .307        | .321        |
| Morales, Jonathan   | .268         | 46          | 142         | 12         | 38          | 7            | 1             | 1           | 21         | 9          | 21          | 0          | .325        | .352        |
| Murphy, Taylor      | .107         | 11          | 28          | 1          | 3           | 0            | 0             | 0           | 1          | 3          | 16          | 0          | .194        | .107        |
| Neslony, Tyler      | .244         | 125         | 451         | 49         | 110         | 24           | 2             | 4           | 48         | 35         | 108         | 9          | .297        | .333        |
| Pache, Cristian     | .260         | 29          | 104         | 10         | 27          | 3            | 1             | 1           | 7          | 5          | 28          | 0          | .294        | .337        |
| Reed, Michael       | .314         | 44          | 140         | 33         | 44          | 13           | 0             | 4           | 14         | 30         | 43          | 6          | .446        | .493        |
| Riley, Austin       | .333         | 27          | 99          | 17         | 33          | 10           | 3             | 6           | 20         | 8          | 28          | 0          | .394        | .677        |
| Rondon, Cleuluis    | .120         | 29          | 75          | 4          | 9           | 2            | 1             | 0           | 5          | 8          | 24          | 0          | .205        | .173        |
| Salazar, Alejandro  | .301         | 54          | 186         | 26         | 56          | 8            | 1             | 0           | 18         | 9          | 33          | 4          | .330        | .685        |
| Snyder, Michael     | .160         | 7           | 25          | 3          | 4           | 0            | 1             | 0           | 1          | 3          | 11          | 0          | .250        | .240        |
| Valenzuela, Luis    | .282         | 114         | 369         | 42         | 104         | 22           | 2             | 2           | 42         | 13         | 66          | 5          | .306        | .369        |
| <b>TEAM TOTALS</b>  | <b>.240</b>  | <b>138</b>  | <b>4396</b> | <b>541</b> | <b>1054</b> | <b>209</b>   | <b>33</b>     | <b>74</b>   | <b>488</b> | <b>390</b> | <b>1185</b> | <b>73</b>  | <b>.308</b> | <b>.353</b> |
| MIS PITCHERS        | W-L          | ERA         | G           | GS         | C/G         | SV/OP        | IP            | H           | R          | ER         | HR          | BB         | SO          | BAA         |
| Anderson, Ian       | 2-1          | 2.33        | 4           | 4          | 0           | 0/0          | 19.1          | 14          | 5          | 5          | 0           | 9          | 24          | .203        |
| Brothers, Rex       | 3-1          | 4.05        | 11          | 0          | 0           | 0/1          | 13.1          | 7           | 7          | 6          | 1           | 11         | 19          | .149        |
| Burrows, Thomas     | 0-0          | 1.42        | 15          | 0          | 0           | 6/6          | 19.0          | 10          | 3          | 3          | 0           | 6          | 27          | .154        |
| Clouse, Corbin      | 5-2          | 1.84        | 38          | 0          | 0           | 4/6          | 49.0          | 38          | 11         | 10         | 0           | 21         | 65          | .216        |
| Franco, Enderson    | 6-9          | 3.95        | 28          | 20         | 0           | 1/1          | 127.2         | 125         | 65         | 56         | 14          | 42         | 130         | .253        |
| Fried, Max          | 1-0          | 0.00        | 2           | 2          | 0           | 0/0          | 11.1          | 4           | 0          | 0          | 0           | 4          | 16          | .108        |
| Giardina, Sal       | 0-0          | 0.00        | 1           | 0          | 0           | 0/0          | 0.1           | 0           | 0          | 0          | 0           | 0          | 0           | .000        |
| Gohara, Luiz        | 0-1          | 2.70        | 1           | 1          | 0           | 0/0          | 3.1           | 5           | 5          | 1          | 0           | 3          | 4           | .357        |
| Graham, Josh        | 5-3          | 6.81        | 32          | 0          | 0           | 2/5          | 39.2          | 42          | 34         | 30         | 4           | 31         | 41          | .276        |
| Hursh, Jason        | 0-1          | 2.81        | 14          | 0          | 0           | 7/8          | 16.0          | 17          | 7          | 5          | 0           | 7          | 13          | .270        |
| Johnstone, Connor   | 0-0          | 3.12        | 7           | 2          | 0           | 0/0          | 17.1          | 18          | 7          | 6          | 2           | 8          | 12          | .273        |
| Kelly, Justin       | 1-0          | 5.06        | 7           | 0          | 0           | 0/0          | 10.2          | 10          | 6          | 6          | 0           | 7          | 14          | .244        |
| Leyva, Elian        | 3-2          | 2.69        | 22          | 4          | 0           | 0/0          | 60.1          | 61          | 22         | 18         | 2           | 17         | 59          | .253        |
| Lietz, Dan          | 0-0          | 4.60        | 9           | 1          | 0           | 0/0          | 15.2          | 16          | 8          | 8          | 1           | 10         | 14          | .267        |
| Mader, Michael      | 6-3          | 3.70        | 23          | 12         | 0           | 2/3          | 75.1          | 75          | 33         | 31         | 3           | 41         | 63          | .263        |
| McCreery, Adam      | 2-5          | 3.83        | 34          | 0          | 0           | 2/2          | 47.0          | 48          | 30         | 20         | 1           | 33         | 61          | .258        |
| McLaughlin, Sean    | 0-2          | 7.50        | 11          | 0          | 0           | 0/1          | 18.0          | 27          | 16         | 15         | 3           | 5          | 9           | .365        |
| Muller, Kyle        | 4-1          | 3.10        | 5           | 5          | 1           | 0/0          | 29.0          | 22          | 10         | 10         | 3           | 6          | 27          | .206        |
| Parsons, Wes        | 1-2          | 1.23        | 8           | 7          | 0           | 0/0          | 29.1          | 24          | 11         | 4          | 1           | 10         | 28          | .216        |
| Pfeifer, Philip     | 0-0          | 2.51        | 10          | 0          | 0           | 0/1          | 14.1          | 9           | 7          | 4          | 1           | 11         | 15          | .173        |
| Pike, Tyler         | 0-4          | 5.87        | 20          | 1          | 0           | 0/0          | 30.2          | 21          | 23         | 20         | 1           | 40         | 34          | .198        |
| Sanchez, Ricardo    | 2-5          | 4.06        | 13          | 13         | 1           | 0/0          | 57.2          | 65          | 32         | 26         | 3           | 24         | 44          | .286        |
| Santiago, Andres    | 4-2          | 3.55        | 9           | 8          | 1           | 0/0          | 50.2          | 54          | 21         | 20         | 6           | 6          | 40          | .277        |
| Sobotka, Chad       | 2-3          | 1.93        | 22          | 0          | 0           | 6/10         | 28.0          | 16          | 9          | 6          | 1           | 13         | 37          | .170        |
| Toussaint, Touki    | 4-6          | 2.93        | 16          | 16         | 0           | 0/0          | 86.0          | 66          | 36         | 28         | 7           | 36         | 107         | .208        |
| Vasquez, Kelvin     | 3-2          | 5.59        | 29          | 1          | 0           | 0/3          | 48.1          | 44          | 38         | 30         | 4           | 31         | 40          | .240        |
| Watts, Devan        | 1-0          | 3.29        | 10          | 0          | 0           | 0/0          | 13.2          | 13          | 5          | 5          | 1           | 5          | 7           | .255        |
| Webb, Jacob         | 1-2          | 3.18        | 21          | 0          | 0           | 7/10         | 22.2          | 16          | 12         | 8          | 4           | 12         | 35          | .195        |
| Wilson, Bryse       | 3-5          | 3.97        | 15          | 15         | 0           | 0/0          | 77.0          | 77          | 40         | 34         | 3           | 26         | 89          | .258        |
| Wright, Kyle        | 6-8          | 3.70        | 20          | 20         | 0           | 0/0          | 109.1         | 103         | 51         | 45         | 6           | 43         | 105         | .249        |
| Zimmermann, Bruce   | 2-1          | 3.14        | 6           | 6          | 0           | 0/0          | 28.2          | 25          | 11         | 10         | 3           | 19         | 26          | .243        |
| <b>TEAM TOTALS</b>  | <b>67-71</b> | <b>3.62</b> | <b>138</b>  | <b>138</b> | <b>5</b>    | <b>37/57</b> | <b>1168.2</b> | <b>1072</b> | <b>565</b> | <b>470</b> | <b>75</b>   | <b>537</b> | <b>1205</b> | <b>.243</b> |

**BRAVES ORG.**





# FLORIDA FIRE FROGS 51-80, 6<sup>TH</sup> FSL NORTH IN 2018

**Advanced-A Florida State League Affiliate of the Atlanta Braves Since 2017**  
Member of the Florida State League since 2017

|  |   |
|--|---|
| Osceola County Stadium (Opened 1984)<br>631 Heritage Park Way<br>Kissimmee, FL 34744<br>321-697-3156<br>floridafirefrogs.com<br>@FireFrogsBB | <b>President:</b> Joe Harrington<br><br><b>Media Contact:</b> Thaddeus Krzus<br>tkrzus@floridafirefrogs.com |
|--|---|

**2019 FIELD STAFF:** Barrett Kleinknecht (Manager), Dan Meyer (Pitching Coach), Doug DeVore (Hitting Coach), Porky Lopez (Coach), Dave Comeau (Athletic Trainer)

### FLORIDA FIRE FROGS 2018 REGULAR SEASON STATISTICS

| FLA BATTERS         | AVG         | G          | AB          | R          | H          | 2B         | 3B        | HR        | RBI        | BB         | SO          | SB        | OBP         | SLG         |
|---------------------|-------------|------------|-------------|------------|------------|------------|-----------|-----------|------------|------------|-------------|-----------|-------------|-------------|
| Alexander, CJ       | .325        | 21         | 80          | 5          | 26         | 5          | 1         | 1         | 7          | 8          | 17          | 3         | .386        | .450        |
| Bautista, Jose      | .286        | 2          | 7           | 1          | 2          | 1          | 0         | 0         | 0          | 2          | 0           | 0         | .444        | .429        |
| Camargo, Johan      | .125        | 2          | 8           | 0          | 1          | 0          | 0         | 0         | 0          | 1          | 3           | 0         | .222        | .125        |
| Contreras, William  | .253        | 23         | 83          | 3          | 21         | 7          | 0         | 0         | 10         | 6          | 16          | 0         | .300        | .337        |
| Crowley, Alan       | .077        | 4          | 13          | 1          | 1          | 0          | 0         | 0         | 1          | 0          | 7           | 1         | .077        | .077        |
| Cumberland, Brett   | .236        | 82         | 280         | 40         | 66         | 15         | 0         | 11        | 39         | 52         | 85          | 0         | .367        | .407        |
| Davidson, Braxton   | .171        | 121        | 416         | 49         | 71         | 19         | 1         | 20        | 64         | 58         | 213         | 2         | .281        | .365        |
| Delgado, Riley      | .288        | 44         | 177         | 15         | 51         | 5          | 0         | 0         | 11         | 12         | 18          | 0         | .340        | .316        |
| Didder, Ray-Patrick | .209        | 76         | 244         | 37         | 51         | 3          | 5         | 3         | 22         | 28         | 77          | 18        | .309        | .299        |
| Ellison, Justin     | .188        | 15         | 48          | 3          | 9          | 1          | 2         | 1         | 3          | 3          | 14          | 1         | .235        | .354        |
| Herbert, Lucas      | .202        | 67         | 228         | 20         | 46         | 10         | 0         | 5         | 25         | 16         | 72          | 0         | .255        | .311        |
| Hoekstra, Kurt      | .232        | 67         | 237         | 22         | 55         | 6          | 1         | 2         | 17         | 22         | 66          | 7         | .295        | .291        |
| James, Jared        | .258        | 78         | 279         | 39         | 72         | 15         | 4         | 5         | 30         | 24         | 56          | 6         | .326        | .394        |
| Jenista, Greyson    | .152        | 19         | 66          | 3          | 10         | 3          | 1         | 0         | 4          | 7          | 15          | 0         | .230        | .227        |
| Josephina, Kevin    | .227        | 36         | 128         | 11         | 29         | 3          | 0         | 0         | 17         | 8          | 33          | 4         | .271        | .250        |
| Michel, Shean       | .232        | 28         | 99          | 10         | 23         | 3          | 0         | 1         | 11         | 6          | 26          | 2         | .276        | .293        |
| Mooney, Marcus      | .214        | 72         | 215         | 29         | 46         | 6          | 0         | 0         | 13         | 17         | 25          | 1         | .302        | .242        |
| Murphy, Taylor      | .273        | 14         | 44          | 7          | 12         | 3          | 1         | 1         | 5          | 10         | 15          | 0         | .407        | .455        |
| Obregon, Omar       | .281        | 10         | 32          | 3          | 9          | 1          | 0         | 1         | 5          | 0          | 4           | 0         | .303        | .406        |
| Pache, Cristian     | .285        | 93         | 369         | 46         | 105        | 20         | 5         | 8         | 40         | 15         | 69          | 7         | .311        | .431        |
| Rodgers, Jordan     | .219        | 84         | 292         | 27         | 64         | 15         | 4         | 3         | 22         | 10         | 66          | 5         | .268        | .329        |
| Salazar, Alejandro  | .271        | 57         | 210         | 12         | 57         | 5          | 1         | 1         | 17         | 10         | 48          | 2         | .303        | .319        |
| Schwartz, Garrison  | .237        | 97         | 329         | 28         | 78         | 19         | 2         | 4         | 31         | 36         | 90          | 7         | .321        | .343        |
| Seymour, Anfernee   | .195        | 24         | 87          | 7          | 17         | 6          | 1         | 0         | 6          | 6          | 28          | 4         | .242        | .287        |
| Waters, Drew        | .268        | 30         | 123         | 14         | 33         | 7          | 3         | 0         | 3          | 8          | 33          | 3         | .316        | .374        |
| Wilson, Izzy        | .215        | 40         | 135         | 16         | 29         | 5          | 1         | 2         | 10         | 14         | 43          | 5         | .287        | .311        |
| <b>TEAM TOTALS</b>  | <b>.233</b> | <b>131</b> | <b>4229</b> | <b>448</b> | <b>984</b> | <b>183</b> | <b>33</b> | <b>69</b> | <b>413</b> | <b>379</b> | <b>1139</b> | <b>78</b> | <b>.303</b> | <b>.341</b> |

| FLA PITCHERS           | W-L          | ERA         | G          | GS         | CG       | SV/OP        | IP            | H           | R          | ER         | HR        | BB         | SO         | BAA         |
|------------------------|--------------|-------------|------------|------------|----------|--------------|---------------|-------------|------------|------------|-----------|------------|------------|-------------|
| Allison, Tanner        | 0-1          | 6.00        | 1          | 1          | 0        | 0/0          | 3.0           | 2           | 3          | 2          | 1         | 4          | 4          | .250        |
| Anderson, Ian          | 2-6          | 2.52        | 20         | 20         | 0        | 0/0          | 100.0         | 73          | 31         | 28         | 2         | 40         | 118        | .198        |
| Bacon, Troy            | 2-1          | 2.68        | 20         | 0          | 0        | 1/1          | 37.0          | 32          | 12         | 11         | 3         | 15         | 36         | .227        |
| Borkovich, Walter      | 1-0          | 0.00        | 3          | 3          | 0        | 0/0          | 17.0          | 12          | 0          | 0          | 0         | 0          | 12         | .203        |
| Burrows, Thomas        | 6-2          | 3.28        | 29         | 0          | 0        | 4/5          | 46.2          | 38          | 22         | 17         | 0         | 30         | 55         | .225        |
| Cabrera, Mauricio      | 0-3          | 11.03       | 31         | 0          | 0        | 1/3          | 31.0          | 43          | 43         | 38         | 4         | 41         | 27         | .328        |
| Camacho, Alex          | 0-0          | 0.00        | 3          | 0          | 0        | 0/0          | 5.0           | 1           | 0          | 0          | 0         | 2          | 4          | .063        |
| Cavallieri, Victor     | 0-0          | 16.71       | 6          | 0          | 0        | 0/1          | 7.0           | 10          | 13         | 13         | 0         | 10         | 5          | .370        |
| Davidson, Tucker       | 7-10         | 4.18        | 24         | 24         | 1        | 0/0          | 118.1         | 120         | 61         | 55         | 5         | 58         | 99         | .270        |
| Graham, Josh           | 1-5          | 3.86        | 15         | 0          | 0        | 1/1          | 23.1          | 19          | 15         | 10         | 2         | 10         | 33         | .216        |
| Harrington, Drew       | 0-0          | 10.80       | 1          | 0          | 0        | 0/0          | 1.2           | 5           | 3          | 2          | 0         | 1          | 0          | .500        |
| Hernandez, Daysbel     | 1-2          | 6.59        | 8          | 0          | 0        | 0/1          | 13.2          | 13          | 14         | 10         | 2         | 8          | 10         | .260        |
| Hoekstra, Kurt         | 0-0          | 9.00        | 3          | 0          | 0        | 0/0          | 3.0           | 3           | 3          | 3          | 0         | 2          | 1          | .250        |
| Jerez, Miguel          | 0-1          | 15.00       | 1          | 1          | 0        | 0/0          | 3.0           | 6           | 5          | 5          | 0         | 2          | 2          | .400        |
| Johnson-Mullins, Chase | 1-0          | 3.20        | 17         | 0          | 0        | 0/1          | 19.2          | 23          | 10         | 7          | 0         | 13         | 19         | .299        |
| Johnstone, Connor      | 1-3          | 2.81        | 18         | 6          | 0        | 2/2          | 48.0          | 38          | 15         | 15         | 2         | 11         | 44         | .213        |
| Kelly, Justin          | 3-2          | 3.05        | 29         | 0          | 0        | 3/6          | 44.1          | 31          | 19         | 15         | 1         | 30         | 51         | .201        |
| Kennedy, Jon           | 5-5          | 2.43        | 25         | 2          | 0        | 1/4          | 55.2          | 51          | 18         | 15         | 0         | 13         | 54         | .251        |
| Lietz, Dan             | 1-2          | 5.96        | 12         | 0          | 0        | 2/2          | 22.2          | 28          | 16         | 15         | 4         | 11         | 11         | .304        |
| Matos, Bladimir        | 1-0          | 5.68        | 8          | 0          | 0        | 0/0          | 12.2          | 12          | 9          | 8          | 2         | 11         | 11         | .261        |
| McLaughlin, Sean       | 1-5          | 5.53        | 29         | 0          | 0        | 2/8          | 40.2          | 50          | 32         | 25         | 1         | 17         | 22         | .305        |
| Mejia, Dilmer          | 0-2          | 7.82        | 3          | 3          | 0        | 0/0          | 12.2          | 20          | 11         | 11         | 2         | 6          | 8          | .385        |
| Mooney, Marcus         | 0-0          | 3.00        | 3          | 0          | 0        | 0/0          | 3.0           | 3           | 1          | 1          | 1         | 2          | 0          | .250        |
| Muller, Kyle           | 4-2          | 3.24        | 14         | 14         | 0        | 0/0          | 80.2          | 80          | 30         | 29         | 2         | 32         | 79         | .268        |
| Rice, Zach             | 0-0          | 8.31        | 3          | 0          | 0        | 0/0          | 4.1           | 4           | 5          | 4          | 1         | 5          | 6          | .222        |
| Sanchez, Flyler        | 0-1          | 4.34        | 4          | 3          | 0        | 0/0          | 18.2          | 20          | 9          | 9          | 1         | 6          | 10         | .270        |
| Simmons, Connor        | 0-0          | 9.00        | 1          | 0          | 0        | 0/0          | 2.0           | 4           | 2          | 2          | 0         | 0          | 1          | .400        |
| Sobotka, Chad          | 2-0          | 2.21        | 13         | 1          | 0        | 2/3          | 20.1          | 9           | 5          | 5          | 0         | 7          | 28         | .132        |
| Vasquez, Kelvin        | 0-0          | 0.00        | 1          | 0          | 0        | 0/0          | 3.0           | 0           | 0          | 0          | 0         | 0          | 0          | .000        |
| Volquez, Albinson      | 0-1          | 1.50        | 1          | 1          | 0        | 0/0          | 6.0           | 3           | 1          | 1          | 0         | 5          | 3          | .167        |
| Walker, Jeremy         | 5-11         | 4.07        | 25         | 25         | 1        | 0/0          | 135.0         | 148         | 71         | 61         | 10        | 46         | 95         | .282        |
| Watson, Tyler          | 0-2          | 3.38        | 5          | 0          | 0        | 0/1          | 13.1          | 15          | 6          | 5          | 2         | 0          | 11         | .273        |
| Watts, Devan           | 0-2          | 9.49        | 10         | 0          | 0        | 4/6          | 12.1          | 17          | 13         | 13         | 3         | 6          | 11         | .333        |
| Wentz, Joey            | 3-4          | 2.28        | 16         | 16         | 0        | 0/0          | 67.0          | 49          | 17         | 17         | 3         | 24         | 53         | .206        |
| White, Brandon S.      | 1-3          | 7.77        | 16         | 0          | 0        | 2/5          | 22.0          | 30          | 24         | 19         | 3         | 15         | 14         | .333        |
| Whitley, Chase         | 0-0          | 6.75        | 2          | 0          | 0        | 0/0          | 4.0           | 4           | 3          | 3          | 0         | 0          | 3          | .250        |
| Wilson, Bryse          | 2-0          | 0.34        | 5          | 5          | 0        | 0/0          | 26.2          | 16          | 4          | 1          | 0         | 7          | 26         | .167        |
| Ynoa, Huascar          | 1-4          | 8.03        | 6          | 6          | 0        | 0/0          | 24.2          | 33          | 23         | 22         | 1         | 12         | 31         | .317        |
| <b>TEAM TOTALS</b>     | <b>51-80</b> | <b>4.02</b> | <b>131</b> | <b>131</b> | <b>2</b> | <b>25/50</b> | <b>1109.0</b> | <b>1065</b> | <b>569</b> | <b>495</b> | <b>58</b> | <b>502</b> | <b>997</b> | <b>.254</b> |

**BRAVES ORG.**



# ROME BRAVES 71-65, 2<sup>ND</sup> SAL SOUTHERN IN 2018

*Class-A South Atlantic League Affiliate of the Atlanta Braves Since 2003*  
*Two-Time South Atlantic League Champions: 2003, 2016*

State Mutual Stadium (Opened 2003)  
 755 Braves Boulevard, Rome, GA 30161  
 706-378-5100  
 romebraves.com  
 @TheRomeBraves

**General Manager:** Jim Bishop

**Media Contact:** Jim Jones  
 jim.jones@braves.com

**2019 FIELD STAFF:** Matt Tuiasosopo (Manager), Kaneko Texeira (Pitching Coach), Bobby Moore (Hitting Coach), Wigberto Nevarez (Coach), Eric Hrycko (Athletic Trainer)

## ROME BRAVES 2018 REGULAR SEASON STATISTICS

| ROME BATTERS             | AVG         | G          | AB          | R          | H           | 2B         | 3B        | HR        | RBI        | BB         | SO          | SB        | OBP         | SLG         |
|--------------------------|-------------|------------|-------------|------------|-------------|------------|-----------|-----------|------------|------------|-------------|-----------|-------------|-------------|
| Almonte, Marcos          | .197        | 39         | 122         | 11         | 24          | 5          | 0         | 1         | 14         | 6          | 22          | 2         | .233        | .262        |
| Benson, Griffin          | .200        | 8          | 25          | 3          | 5           | 2          | 0         | 0         | 1          | 3          | 11          | 1         | .310        | .280        |
| Bermudez, Jose           | .154        | 8          | 26          | 2          | 4           | 0          | 0         | 0         | 3          | 1          | 11          | 2         | .214        | .154        |
| Bush, Austin             | .237        | 42         | 152         | 17         | 36          | 8          | 0         | 5         | 19         | 5          | 50          | 0         | .280        | .388        |
| Contreras, William       | .293        | 82         | 307         | 54         | 90          | 17         | 1         | 11        | 39         | 29         | 73          | 1         | .360        | .463        |
| Crowley, Alan            | .179        | 18         | 56          | 6          | 10          | 4          | 0         | 1         | 3          | 5          | 32          | 0         | .266        | .304        |
| Cruz, Derian             | .222        | 112        | 406         | 41         | 90          | 15         | 4         | 4         | 31         | 12         | 114         | 4         | .254        | .308        |
| Dean, Justin             | .257        | 28         | 113         | 20         | 29          | 2          | 5         | 0         | 8          | 11         | 27          | 9         | .333        | .363        |
| Delgado, Riley           | .330        | 78         | 309         | 35         | 102         | 19         | 0         | 2         | 45         | 17         | 30          | 1         | .382        | .411        |
| Encarnacion, Jean Carlos | .288        | 97         | 361         | 45         | 104         | 23         | 5         | 10        | 57         | 13         | 100         | 5         | .314        | .463        |
| Graffanino, AJ           | .301        | 37         | 143         | 19         | 43          | 8          | 0         | 1         | 11         | 8          | 24          | 4         | .333        | .378        |
| Harris, Trey             | .286        | 22         | 84          | 10         | 24          | 9          | 0         | 0         | 11         | 7          | 13          | 3         | .351        | .393        |
| Hoekstra, Kurt           | .255        | 32         | 106         | 18         | 27          | 8          | 1         | 2         | 15         | 15         | 21          | 2         | .339        | .406        |
| Jenista, Greyson         | .332        | 32         | 117         | 20         | 39          | 5          | 3         | 1         | 23         | 10         | 17          | 4         | .377        | .453        |
| Josephina, Kevin         | .172        | 9          | 29          | 2          | 5           | 2          | 0         | 0         | 1          | 5          | 10          | 0         | .314        | .241        |
| Lugbauer, Drew           | .232        | 114        | 409         | 48         | 95          | 22         | 0         | 12        | 46         | 43         | 153         | 3         | .317        | .374        |
| Martinez, Carlos         | .270        | 21         | 74          | 7          | 20          | 4          | 0         | 0         | 6          | 5          | 5           | 1         | .316        | .324        |
| Mateja, Michael          | .333        | 1          | 3           | 0          | 1           | 0          | 0         | 0         | 0          | 0          | 0           | 0         | .333        | .333        |
| Mejia, Luis              | .278        | 28         | 97          | 13         | 27          | 5          | 1         | 0         | 6          | 3          | 29          | 1         | .300        | .351        |
| Michel, Shean            | .267        | 32         | 101         | 10         | 27          | 6          | 0         | 0         | 5          | 12         | 32          | 1         | .339        | .327        |
| Owenby, Hagen            | .278        | 45         | 158         | 10         | 44          | 6          | 0         | 1         | 12         | 7          | 24          | 0         | .314        | .335        |
| Ramos, Jeffrey           | .245        | 122        | 469         | 57         | 115         | 24         | 6         | 16        | 69         | 27         | 89          | 2         | .290        | .424        |
| Schwartz, Garrison       | .203        | 20         | 64          | 8          | 13          | 3          | 0         | 0         | 4          | 9          | 22          | 1         | .320        | .250        |
| Smith, Justin            | .179        | 33         | 117         | 9          | 21          | 6          | 0         | 3         | 13         | 5          | 42          | 0         | .238        | .308        |
| Swanson, Dansby          | .500        | 1          | 4           | 0          | 2           | 0          | 0         | 0         | 0          | 0          | 0           | 0         | .500        | .500        |
| Venter, Brendan          | .174        | 43         | 149         | 17         | 26          | 6          | 0         | 4         | 22         | 10         | 37          | 0         | .228        | .295        |
| Waters, Drew             | .303        | 84         | 337         | 58         | 102         | 32         | 6         | 9         | 36         | 21         | 72          | 20        | .353        | .513        |
| Wilson, Izzy             | .229        | 68         | 223         | 38         | 51          | 10         | 2         | 6         | 25         | 28         | 77          | 11        | .316        | .372        |
| <b>TEAM TOTALS</b>       | <b>.258</b> | <b>137</b> | <b>4561</b> | <b>578</b> | <b>1176</b> | <b>251</b> | <b>34</b> | <b>89</b> | <b>525</b> | <b>317</b> | <b>1137</b> | <b>78</b> | <b>.313</b> | <b>.386</b> |

| ROME PITCHERS       | W-L          | ERA         | G          | GS         | C.G      | SV/OP        | IP            | H           | R          | ER         | HR        | BB         | SO          | BAA         |
|---------------------|--------------|-------------|------------|------------|----------|--------------|---------------|-------------|------------|------------|-----------|------------|-------------|-------------|
| Allison, Tanner     | 1-0          | 13.13       | 18         | 0          | 0        | 0/0          | 24.0          | 42          | 37         | 35         | 3         | 18         | 19          | .400        |
| Bacon, Troy         | 1-1          | 2.08        | 12         | 0          | 0        | 3/3          | 17.1          | 16          | 7          | 4          | 1         | 3          | 19          | .232        |
| Belinda, Jacob      | 2-1          | 3.48        | 19         | 0          | 0        | 1/3          | 31.0          | 29          | 16         | 12         | 4         | 16         | 27          | .244        |
| Borkovich, Walter   | 4-1          | 1.83        | 31         | 3          | 0        | 2/3          | 68.2          | 62          | 18         | 14         | 3         | 15         | 44          | .240        |
| Burrows, Thomas     | 0-0          | 0.00        | 1          | 0          | 0        | 1/1          | 2.0           | 0           | 0          | 0          | 0         | 0          | 4           | .000        |
| Camacho, Alex       | 1-0          | 9.00        | 1          | 0          | 0        | 0/0          | 2.0           | 3           | 2          | 2          | 1         | 1          | 1           | .333        |
| Curtis, John        | 1-2          | 4.06        | 11         | 3          | 0        | 0/1          | 37.2          | 38          | 21         | 17         | 2         | 4          | 33          | .264        |
| Daniels, Zach       | 1-1          | 1.08        | 6          | 0          | 0        | 1/2          | 8.1           | 5           | 6          | 1          | 1         | 5          | 5           | .161        |
| Deal, Hayden        | 9-1          | 2.17        | 27         | 5          | 1        | 2/2          | 78.2          | 62          | 23         | 19         | 3         | 17         | 82          | .211        |
| De La Cruz, Jasseel | 3-4          | 4.83        | 15         | 13         | 0        | 0/0          | 69.0          | 65          | 40         | 37         | 6         | 34         | 65          | .250        |
| Dyals, Cutter       | 4-4          | 3.02        | 28         | 0          | 0        | 2/9          | 47.2          | 44          | 26         | 16         | 1         | 20         | 43          | .242        |
| Freeman, Sam        | 0-0          | 13.50       | 1          | 0          | 0        | 0/0          | 0.2           | 1           | 1          | 1          | 0         | 2          | 1           | .333        |
| Harrington, Drew    | 3-3          | 7.22        | 11         | 6          | 0        | 0/0          | 33.2          | 47          | 31         | 27         | 7         | 10         | 25          | .343        |
| Hernandez, Daysbel  | 1-0          | 3.33        | 13         | 0          | 0        | 1/1          | 24.1          | 15          | 9          | 9          | 0         | 15         | 26          | .174        |
| Hoekstra, Kurt      | 0-0          | 0.00        | 2          | 0          | 0        | 0/0          | 2.0           | 1           | 0          | 0          | 0         | 0          | 3           | .143        |
| Javier, Odalvi      | 3-10         | 4.14        | 26         | 25         | 0        | 0/0          | 126.0         | 120         | 75         | 58         | 14        | 58         | 133         | .252        |
| Martiez, Carlos     | 0-0          | 0.00        | 1          | 0          | 0        | 0/0          | 1.0           | 0           | 0          | 0          | 0         | 1          | 1           | .000        |
| Mejia, Dilmer       | 0-1          | 7.27        | 3          | 1          | 0        | 1/1          | 8.2           | 13          | 8          | 7          | 1         | 3          | 10          | .342        |
| Mejia, Luis         | 0-0          | 45.00       | 1          | 0          | 0        | 0/0          | 1.0           | 6           | 5          | 5          | 0         | 1          | 1           | .667        |
| Muller, Kyle        | 3-0          | 2.40        | 6          | 6          | 0        | 0/0          | 30.0          | 24          | 10         | 8          | 3         | 8          | 23          | .222        |
| Rangel, Alan        | 5-7          | 4.09        | 25         | 22         | 0        | 0/0          | 125.1         | 121         | 62         | 57         | 12        | 31         | 105         | .248        |
| Rodriguez, Kelvin   | 3-5          | 2.73        | 38         | 0          | 0        | 13/16        | 59.1          | 53          | 28         | 18         | 2         | 27         | 66          | .240        |
| Soroka, Mike        | 0-0          | 0.00        | 1          | 1          | 0        | 0/0          | 3.2           | 0           | 0          | 0          | 0         | 0          | 3           | .000        |
| Tamok, Freddy       | 5-5          | 3.96        | 27         | 11         | 0        | 0/0          | 77.1          | 70          | 56         | 34         | 5         | 41         | 83          | .235        |
| Watson, Tyler       | 2-0          | 4.09        | 13         | 0          | 0        | 0/1          | 22.0          | 26          | 11         | 10         | 1         | 2          | 26          | .295        |
| Weisenberg, Keith   | 2-4          | 4.91        | 9          | 9          | 0        | 0/0          | 47.2          | 50          | 28         | 26         | 3         | 18         | 48          | .260        |
| White, Brandon S.   | 2-3          | 1.23        | 25         | 0          | 0        | 9/11         | 36.2          | 22          | 12         | 5          | 0         | 9          | 40          | .164        |
| Wilson, Brooks      | 1-1          | 1.00        | 7          | 0          | 0        | 0/0          | 9.0           | 7           | 2          | 1          | 1         | 3          | 8           | .226        |
| Ynoa, Huascar       | 7-8          | 3.63        | 18         | 18         | 0        | 0/0          | 91.2          | 69          | 49         | 37         | 7         | 42         | 100         | .205        |
| Zimmermann, Bruce   | 7-3          | 2.76        | 14         | 14         | 0        | 0/0          | 84.2          | 74          | 31         | 26         | 5         | 18         | 99          | .233        |
| <b>TEAM TOTALS</b>  | <b>71-65</b> | <b>3.73</b> | <b>137</b> | <b>137</b> | <b>1</b> | <b>36/54</b> | <b>1171.0</b> | <b>1085</b> | <b>614</b> | <b>485</b> | <b>86</b> | <b>422</b> | <b>1143</b> | <b>.243</b> |

BRAVES.ORG.



# DANVILLE BRAVES 33-35, 3<sup>RD</sup> APPY EAST IN 2018

*Rookie-A Appalachian League Affiliate of the Atlanta Braves Since 1993*  
*Two-Time Appalachian League Champions: 2006, 2009*

Legion Field (Opened 1993)  
 302 River Park Drive, Danville, VA 24540  
 434-797-3792  
 dbraves.com  
 @danvillebraves

**General Manager:** David Cross

**Media Contact:** David Cross  
 david.cross@braves.com

**2019 FIELD STAFF:** Anthony Nunez (Manager), Jason Stanford (Pitching Coach),  
 Danny Santiesteban (Hitting Coach), Connor Narron (Coach), Koji Kanemura (Athletic Trainer)

## DANVILLE BRAVES 2018 REGULAR SEASON STATISTICS

| DAN BATTERS        | AVG          | G           | AB          | R          | H          | 2B           | 3B           | HR         | RBI        | BB         | SO         | SB         | OBP         | SLG         |
|--------------------|--------------|-------------|-------------|------------|------------|--------------|--------------|------------|------------|------------|------------|------------|-------------|-------------|
| Alexander, CJ      | .354         | 22          | 82          | 10         | 29         | 3            | 4            | 0          | 12         | 13         | 21         | 1          | .439        | .488        |
| Almonte, Marcos    | .500         | 1           | 4           | 0          | 2          | 0            | 0            | 0          | 1          | 0          | 1          | 0          | .500        | .500        |
| Baerga, Carlos     | .235         | 45          | 149         | 23         | 35         | 8            | 0            | 1          | 13         | 19         | 27         | 2          | .318        | .309        |
| Benson, Griffin    | .269         | 27          | 104         | 16         | 28         | 6            | 1            | 3          | 15         | 10         | 34         | 1          | .345        | .433        |
| Bermudez, Jose     | .231         | 5           | 13          | 0          | 3          | 2            | 0            | 0          | 2          | 0          | 4          | 0          | .286        | .385        |
| Cullen, Greg       | .280         | 55          | 207         | 30         | 58         | 12           | 3            | 2          | 33         | 29         | 29         | 0          | .373        | .396        |
| Dean, Justin       | .308         | 32          | 130         | 28         | 40         | 8            | 4            | 1          | 15         | 22         | 32         | 7          | .419        | .454        |
| Estrada, Rusber    | .241         | 25          | 79          | 9          | 19         | 4            | 0            | 0          | 10         | 14         | 23         | 0          | .362        | .291        |
| Graffanino, AJ     | .407         | 6           | 27          | 2          | 11         | 0            | 0            | 0          | 6          | 1          | 3          | 1          | .400        | .407        |
| Jenista, Greyson   | .250         | 10          | 40          | 10         | 10         | 1            | 0            | 3          | 7          | 6          | 9          | 0          | .348        | .500        |
| Langhorne, Brett   | .281         | 52          | 185         | 23         | 52         | 7            | 2            | 0          | 24         | 28         | 67         | 8          | .375        | .341        |
| Mateja, Michael    | .255         | 20          | 55          | 12         | 14         | 1            | 0            | 0          | 5          | 7          | 13         | 1          | .388        | .273        |
| Mejia, Luis        | .197         | 40          | 157         | 12         | 31         | 6            | 0            | 0          | 15         | 7          | 36         | 0          | .228        | .236        |
| Moritz, Andrew     | .280         | 31          | 125         | 23         | 35         | 7            | 1            | 1          | 16         | 14         | 24         | 4          | .352        | .376        |
| Owenby, Hagen      | .500         | 1           | 2           | 1          | 1          | 0            | 0            | 0          | 0          | 2          | 0          | 0          | .750        | .500        |
| Quintero, Henry    | .262         | 44          | 168         | 14         | 44         | 8            | 3            | 1          | 19         | 3          | 39         | 1          | .282        | .363        |
| Rodriguez, Ricardo | .228         | 36          | 136         | 20         | 31         | 6            | 1            | 2          | 16         | 10         | 25         | 0          | .308        | .331        |
| Shumpert, Nick     | .248         | 48          | 157         | 28         | 39         | 12           | 3            | 2          | 18         | 10         | 51         | 7          | .302        | .401        |
| Smith, Justin      | .246         | 35          | 118         | 16         | 29         | 4            | 1            | 7          | 14         | 14         | 44         | 5          | .341        | .475        |
| Soderman, Ray      | .183         | 26          | 82          | 11         | 15         | 1            | 0            | 0          | 3          | 7          | 31         | 1          | .287        | .195        |
| Soria, Zack        | .188         | 27          | 85          | 8          | 16         | 2            | 0            | 1          | 11         | 10         | 34         | 1          | .283        | .247        |
| Venter, Brendan    | .235         | 9           | 34          | 5          | 8          | 2            | 0            | 1          | 9          | 5          | 11         | 1          | .372        | .382        |
| Vizcaino, Nicholas | .184         | 37          | 136         | 13         | 25         | 6            | 0            | 2          | 14         | 13         | 40         | 2          | .258        | .272        |
| <b>TEAM TOTALS</b> | <b>.253</b>  | <b>68</b>   | <b>2275</b> | <b>314</b> | <b>575</b> | <b>106</b>   | <b>23</b>    | <b>27</b>  | <b>278</b> | <b>244</b> | <b>598</b> | <b>43</b>  | <b>.333</b> | <b>.355</b> |
| DAN PITCHERS       | W-L          | ERA         | G           | GS         | CG         | SV/OP        | IP           | H          | R          | ER         | HR         | BB         | SO          | BAA         |
| Allison, Tanner    | 2-0          | 2.62        | 13          | 0          | 0          | 1/1          | 34.1         | 24         | 10         | 10         | 2          | 12         | 35          | .189        |
| Baerga, Carlos     | 1-0          | 0.00        | 1           | 0          | 0          | 0/0          | 2.0          | 1          | 1          | 0          | 0          | 0          | 2           | .125        |
| Belinda, Jacob     | 1-2          | 6.48        | 9           | 0          | 0          | 1/3          | 16.2         | 17         | 15         | 12         | 0          | 11         | 19          | .250        |
| Curtis, John       | 0-0          | 0.00        | 2           | 0          | 0          | 0/0          | 5.1          | 3          | 1          | 0          | 0          | 2          | 6           | .150        |
| Daniels, Zach      | 2-2          | 2.65        | 11          | 0          | 0          | 1/2          | 17.0         | 19         | 7          | 5          | 1          | 5          | 15          | .284        |
| Gamez, Luis        | 0-1          | 9.00        | 8           | 0          | 0          | 0/2          | 8.0          | 10         | 11         | 8          | 2          | 6          | 7           | .294        |
| Guth, Zach         | 3-3          | 4.84        | 15          | 0          | 0          | 1/2          | 22.1         | 16         | 15         | 12         | 0          | 24         | 27          | .203        |
| Hartman, Matt      | 0-1          | 2.87        | 5           | 5          | 0          | 0/0          | 15.2         | 12         | 7          | 5          | 2          | 10         | 8           | .214        |
| Higginbotham, Jake | 2-1          | 2.65        | 13          | 0          | 0          | 1/3          | 34.0         | 27         | 12         | 10         | 4          | 12         | 36          | .211        |
| Kingham, Nolan     | 2-0          | 4.56        | 11          | 3          | 0          | 1/2          | 23.2         | 27         | 12         | 12         | 2          | 7          | 18          | .297        |
| Lawson, Tanner     | 0-2          | 3.68        | 13          | 11         | 0          | 0/1          | 29.1         | 28         | 14         | 12         | 1          | 5          | 31          | .243        |
| McReaken, Mason    | 0-1          | 1.50        | 7           | 0          | 0          | 1/2          | 12.0         | 5          | 5          | 2          | 0          | 8          | 15          | .132        |
| Mejia, Dilmer      | 5-4          | 2.87        | 13          | 13         | 0          | 0/0          | 69.0         | 65         | 29         | 22         | 4          | 24         | 53          | .249        |
| Mejia, Luis        | 0-0          | 0.00        | 1           | 0          | 0          | 0/0          | 1.0          | 1          | 0          | 0          | 0          | 1          | 2           | .250        |
| Montilla, Jose     | 1-4          | 4.37        | 13          | 13         | 1          | 0/0          | 70.0         | 83         | 35         | 34         | 4          | 19         | 53          | .299        |
| Mora, Luis         | 1-1          | 16.50       | 6           | 0          | 0          | 0/1          | 6.0          | 11         | 11         | 11         | 0          | 7          | 7           | .379        |
| Riley, Trey        | 0-0          | 8.00        | 6           | 2          | 0          | 0/0          | 9.0          | 10         | 10         | 8          | 1          | 10         | 13          | .278        |
| Rowland, Matt      | 1-4          | 3.83        | 13          | 13         | 0          | 0/0          | 54.0         | 47         | 30         | 23         | 5          | 26         | 41          | .239        |
| Sanchez, Ricardo   | 1-0          | 3.09        | 2           | 2          | 0          | 0/0          | 11.2         | 11         | 5          | 4          | 1          | 3          | 9           | .239        |
| Seipel, Zach       | 3-0          | 2.63        | 15          | 0          | 0          | 3/5          | 24.0         | 19         | 8          | 7          | 0          | 15         | 30          | .211        |
| Shetter, Ryan      | 2-3          | 3.90        | 11          | 3          | 0          | 0/0          | 27.2         | 33         | 19         | 12         | 4          | 3          | 21          | .284        |
| Simmons, Connor    | 2-2          | 4.08        | 17          | 1          | 0          | 2/2          | 28.2         | 25         | 14         | 13         | 2          | 14         | 36          | .231        |
| Stallings, Mitch   | 1-0          | 3.94        | 7           | 0          | 0          | 1/1          | 16.0         | 23         | 10         | 7          | 0          | 3          | 18          | .333        |
| Weisenberg, Keith  | 1-1          | 1.46        | 3           | 2          | 0          | 0/0          | 12.1         | 12         | 5          | 2          | 0          | 5          | 10          | .231        |
| Welsh, Bradey      | 0-2          | 4.71        | 12          | 0          | 0          | 0/1          | 21.0         | 23         | 14         | 11         | 1          | 12         | 16          | .284        |
| Wilson, Brooks     | 2-1          | 1.45        | 10          | 0          | 0          | 1/2          | 18.2         | 13         | 4          | 3          | 2          | 6          | 17          | .200        |
| <b>TEAM TOTALS</b> | <b>33-35</b> | <b>3.74</b> | <b>68</b>   | <b>68</b>  | <b>1</b>   | <b>14/30</b> | <b>589.1</b> | <b>565</b> | <b>304</b> | <b>245</b> | <b>38</b>  | <b>250</b> | <b>545</b>  | <b>.250</b> |

BRAVES ORG.



# GCL BRAVES 22-32, 3<sup>RD</sup> GCL NORTHEAST IN 2018

Rookie Gulf Coast League Affiliate of the Atlanta Braves Since 1966  
2003 Gulf Coast League Champions

Champion Stadium (Opened 1997)  
700 S. Victory Way, Kissimmee, FL 34747  
P.O. Box 470517, Celebration, FL 34747  
407-939-2301  
www.milb.com/index.jsp?sid=t464

**2019 FIELD STAFF:** Nestor Perez (Manager), Elvin Nina (Pitching Coach), Rick Albert (Hitting Coach), Barbro Garbey (Hitting Coach), Angel Flores (Coach), Austin Smith (Athletic Trainer)

## GULF COAST LEAGUE BRAVES 2018 REGULAR SEASON STATISTICS

| GCL BATTERS         | AVG         | G         | AB          | R          | H          | 2B        | 3B        | HR        | RBI        | BB         | SO         | SB        | OBP         | SLG         |
|---------------------|-------------|-----------|-------------|------------|------------|-----------|-----------|-----------|------------|------------|------------|-----------|-------------|-------------|
| Alexander, CJ       | .412        | 9         | 34          | 6          | 14         | 0         | 2         | 1         | 8          | 6          | 4          | 0         | .500        | .618        |
| Berne, Mason        | .160        | 33        | 100         | 4          | 16         | 7         | 0         | 0         | 7          | 13         | 26         | 1         | .254        | .230        |
| Brown, Logan        | .272        | 37        | 114         | 13         | 31         | 5         | 0         | 3         | 16         | 11         | 16         | 0         | .346        | .395        |
| Cerrato, Wiston     | .159        | 21        | 44          | 4          | 7          | 1         | 0         | 0         | 0          | 4          | 13         | 0         | .245        | .182        |
| Chapman, Brandon    | .250        | 19        | 36          | 5          | 9          | 1         | 0         | 0         | 0          | 9          | 13         | 0         | .413        | .278        |
| De Hoyos, Victor    | .293        | 29        | 92          | 13         | 27         | 3         | 0         | 4         | 15         | 4          | 22         | 3         | .353        | .457        |
| Fernandez, Jeremy   | .281        | 47        | 185         | 28         | 52         | 9         | 3         | 8         | 29         | 11         | 24         | 5         | .322        | .492        |
| Florentino, Darling | .217        | 37        | 138         | 16         | 30         | 6         | 1         | 3         | 15         | 5          | 40         | 1         | .253        | .341        |
| Harris, Trey        | .314        | 31        | 105         | 24         | 33         | 9         | 2         | 1         | 18         | 21         | 13         | 4         | .450        | .467        |
| Hernandez, Ray      | .283        | 38        | 138         | 21         | 39         | 11        | 1         | 5         | 25         | 15         | 30         | 1         | .357        | .486        |
| Mateja, Michael     | .364        | 16        | 44          | 17         | 16         | 6         | 0         | 1         | 9          | 13         | 9          | 1         | .533        | .568        |
| Morales, Jonathan   | .259        | 8         | 27          | 2          | 7          | 1         | 0         | 1         | 3          | 2          | 2          | 0         | .355        | .407        |
| Morales, Juan       | .202        | 38        | 129         | 15         | 26         | 4         | 0         | 0         | 8          | 9          | 45         | 0         | .281        | .233        |
| Ovando, Luis        | .220        | 23        | 59          | 5          | 13         | 0         | 0         | 1         | 7          | 3          | 19         | 3         | .254        | .271        |
| Reyes, Charles      | .252        | 34        | 115         | 10         | 29         | 4         | 1         | 1         | 11         | 3          | 29         | 0         | .275        | .330        |
| Reyes, Joel         | .117        | 31        | 94          | 12         | 11         | 5         | 0         | 1         | 5          | 7          | 36         | 2         | .175        | .202        |
| Riley, Austin       | .278        | 6         | 18          | 3          | 5          | 3         | 0         | 1         | 3          | 3          | 6          | 0         | .409        | .611        |
| Rojas, Luidemio     | .216        | 25        | 74          | 12         | 16         | 1         | 0         | 0         | 4          | 9          | 27         | 1         | .301        | .230        |
| Vasquez, Braulio    | .269        | 45        | 167         | 31         | 45         | 7         | 2         | 4         | 20         | 12         | 40         | 5         | .317        | .407        |
| Zamora, Christian   | .139        | 30        | 108         | 10         | 15         | 3         | 0         | 2         | 8          | 14         | 40         | 0         | .244        | .222        |
| <b>TEAM TOTALS</b>  | <b>.242</b> | <b>54</b> | <b>1821</b> | <b>251</b> | <b>441</b> | <b>86</b> | <b>12</b> | <b>37</b> | <b>211</b> | <b>174</b> | <b>454</b> | <b>27</b> | <b>.317</b> | <b>.364</b> |

| GCL PITCHERS       | W-L          | ERA         | G         | GS        | CG       | SV/OP        | IP           | H          | R          | ER         | HR        | BB         | SO         | BAA         |
|--------------------|--------------|-------------|-----------|-----------|----------|--------------|--------------|------------|------------|------------|-----------|------------|------------|-------------|
| Aquino, Alex       | 1-3          | 5.92        | 14        | 1         | 0        | 0/2          | 24.1         | 25         | 17         | 16         | 3         | 14         | 21         | .266        |
| Beck, Tristan      | 0-0          | 0.00        | 3         | 1         | 0        | 0/0          | 4.2          | 4          | 0          | 0          | 0         | 2          | 7          | .235        |
| Camacho, Alex      | 1-1          | 4.18        | 14        | 0         | 0        | 1/1          | 23.2         | 27         | 14         | 11         | 1         | 8          | 25         | .287        |
| Cavalleri, Victor  | 2-2          | 6.75        | 10        | 0         | 0        | 1/3          | 14.2         | 13         | 11         | 11         | 1         | 12         | 10         | .241        |
| Ciriaco, Javier    | 1-0          | 0.96        | 4         | 1         | 0        | 1/1          | 9.1          | 6          | 1          | 1          | 0         | 2          | 13         | .176        |
| De Jesus, Luis     | 2-2          | 4.67        | 11        | 8         | 0        | 0/0          | 44.1         | 42         | 27         | 23         | 5         | 25         | 35         | .246        |
| Jerez, Miguel      | 5-4          | 3.90        | 12        | 10        | 0        | 0/0          | 57.2         | 62         | 31         | 25         | 3         | 8          | 50         | .266        |
| Kurz, Cameron      | 1-0          | 0.00        | 3         | 0         | 0        | 0/0          | 4.1          | 2          | 0          | 0          | 0         | 1          | 7          | .143        |
| Lopez, Yoeli       | 0-1          | 8.79        | 14        | 0         | 0        | 0/0          | 14.1         | 16         | 22         | 14         | 2         | 18         | 18         | .281        |
| Lourie, Jackson    | 0-3          | 4.76        | 11        | 0         | 0        | 2/3          | 22.2         | 19         | 12         | 12         | 2         | 14         | 16         | .238        |
| Ovando, Luis       | 0-0          | 8.10        | 4         | 0         | 0        | 0/0          | 3.1          | 6          | 3          | 3          | 1         | 0          | 5          | .375        |
| Pena, Miguel       | 0-2          | 5.32        | 14        | 0         | 0        | 1/1          | 23.2         | 33         | 20         | 14         | 3         | 7          | 14         | .324        |
| Polanco, Walner    | 1-3          | 4.80        | 16        | 0         | 0        | 3/4          | 30.0         | 33         | 20         | 16         | 2         | 8          | 24         | .268        |
| Rodriguez, Gabriel | 0-0          | 1.64        | 11        | 0         | 0        | 0/0          | 11.0         | 3          | 4          | 2          | 0         | 22         | 22         | .083        |
| Sanchez, Filyer    | 4-3          | 5.22        | 10        | 4         | 0        | 1/1          | 39.2         | 39         | 23         | 23         | 7         | 15         | 28         | .258        |
| Sanchez, Ricardo   | 0-0          | 2.08        | 1         | 1         | 0        | 0/0          | 4.1          | 3          | 1          | 1          | 0         | 1          | 4          | .176        |
| Santos, Lisandro   | 0-3          | 4.71        | 11        | 7         | 0        | 0/1          | 36.1         | 38         | 24         | 19         | 0         | 23         | 37         | .266        |
| Stallings, Mitch   | 0-0          | 4.50        | 5         | 2         | 0        | 1/1          | 12.0         | 10         | 7          | 6          | 0         | 2          | 15         | .222        |
| Vodnik, Victor     | 1-1          | 9.64        | 4         | 0         | 0        | 0/0          | 4.2          | 8          | 5          | 5          | 1         | 1          | 9          | .364        |
| Volquez, Albinson  | 2-3          | 5.06        | 12        | 11        | 0        | 0/0          | 53.1         | 60         | 33         | 30         | 3         | 21         | 47         | .280        |
| Weigel, Patrick    | 0-0          | 0.00        | 4         | 3         | 0        | 0/0          | 4.0          | 2          | 0          | 0          | 0         | 0          | 6          | .167        |
| Welsh, Bradley     | 1-0          | 1.93        | 2         | 0         | 0        | 0/0          | 4.2          | 6          | 1          | 1          | 0         | 1          | 4          | .300        |
| Whitley, Chase     | 0-0          | 0.00        | 2         | 1         | 0        | 0/0          | 2.0          | 0          | 0          | 0          | 0         | 0          | 4          | .000        |
| Woods, William     | 0-1          | 6.10        | 10        | 4         | 0        | 0/0          | 20.2         | 22         | 16         | 14         | 0         | 10         | 20         | .262        |
| <b>TEAM TOTALS</b> | <b>22-32</b> | <b>4.73</b> | <b>54</b> | <b>54</b> | <b>0</b> | <b>11/18</b> | <b>469.2</b> | <b>479</b> | <b>292</b> | <b>247</b> | <b>34</b> | <b>215</b> | <b>441</b> | <b>.260</b> |



# DSL BRAVES 22-47, 8<sup>TH</sup> DSL NORTHWEST IN 2018

Rookie Dominican Summer League Affiliate of the Atlanta Braves  
from 1989-1993, 1995-2000, 2006-Present

DSL Summer League Braves Complex  
San Pedro de Macoris, Dominican Republic  
[www.milb.com/index.jsp?sid=t605](http://www.milb.com/index.jsp?sid=t605)

**2019 FIELD STAFF:** Jefferson Romero (Manager), Jose Rodriguez (Pitching Coach), Omar Rosario (Hitting Coach), Elvis De La Cruz Pena (Hitting Coach), Hector Astacio (Coach), Jesus Aviles (Athletic Trainer)

## DOMINICAN SUMMER LEAGUE BRAVES 2018 REGULAR SEASON STATISTICS

| DSL BATTERS             | AVG         | G         | AB          | R          | H          | 2B        | 3B       | HR        | RBI        | BB         | SO         | SB        | OBP         | SLG         |
|-------------------------|-------------|-----------|-------------|------------|------------|-----------|----------|-----------|------------|------------|------------|-----------|-------------|-------------|
| Bautista, Asmin         | .165        | 54        | 176         | 16         | 29         | 5         | 1        | 4         | 21         | 28         | 45         | 2         | .289        | .273        |
| De La Cruz, Randi       | .178        | 35        | 101         | 7          | 18         | 4         | 0        | 0         | 9          | 11         | 26         | 0         | .303        | .218        |
| Encarnacion, Kimberling | .250        | 59        | 196         | 20         | 49         | 11        | 0        | 0         | 19         | 12         | 37         | 0         | .312        | .306        |
| Estrada, Deivi          | .191        | 45        | 115         | 16         | 22         | 6         | 1        | 0         | 6          | 17         | 29         | 6         | .311        | .261        |
| Ferreira, Emeli         | .127        | 39        | 102         | 12         | 13         | 4         | 0        | 0         | 2          | 13         | 48         | 1         | .246        | .167        |
| Guitian, Emmanuel       | .205        | 44        | 127         | 18         | 26         | 2         | 0        | 1         | 5          | 29         | 42         | 2         | .361        | .244        |
| Hernandez, Jose         | .191        | 24        | 47          | 8          | 9          | 0         | 0        | 0         | 6          | 4          | 15         | 2         | .255        | .191        |
| Izaguirre, Jonaiker     | .123        | 26        | 57          | 6          | 7          | 1         | 0        | 0         | 4          | 7          | 24         | 0         | .254        | .140        |
| Lara, Yandri            | .154        | 36        | 104         | 7          | 16         | 4         | 0        | 1         | 8          | 9          | 41         | 1         | .252        | .221        |
| Medina, Yerangel        | .216        | 46        | 134         | 8          | 29         | 7         | 0        | 0         | 6          | 12         | 47         | 2         | .300        | .269        |
| Mezquita, Brandol       | .212        | 52        | 156         | 23         | 33         | 6         | 0        | 4         | 27         | 24         | 52         | 6         | .347        | .327        |
| Ordonez, Sergio         | .221        | 26        | 77          | 9          | 17         | 8         | 0        | 0         | 5          | 5          | 20         | 1         | .268        | .325        |
| Palma, Jose             | .213        | 46        | 127         | 16         | 27         | 1         | 1        | 0         | 10         | 30         | 24         | 15        | .365        | .236        |
| Paraguarte, Carlos      | .226        | 62        | 208         | 27         | 47         | 7         | 2        | 0         | 25         | 30         | 56         | 20        | .337        | .279        |
| Pena, Kelvin            | .196        | 16        | 56          | 3          | 11         | 2         | 0        | 0         | 5          | 0          | 22         | 0         | .211        | .232        |
| Quezada, Brian          | .000        | 6         | 11          | 0          | 0          | 0         | 0        | 0         | 0          | 1          | 7          | 0         | .214        | .000        |
| Quintero, Henry         | .273        | 3         | 11          | 0          | 3          | 0         | 0        | 0         | 2          | 2          | 2          | 1         | .385        | .273        |
| Rodriguez, Jorge        | .125        | 29        | 64          | 10         | 8          | 0         | 0        | 0         | 4          | 16         | 17         | 1         | .309        | .125        |
| Sierra, Hector          | .167        | 32        | 72          | 9          | 12         | 1         | 0        | 0         | 6          | 12         | 21         | 4         | .294        | .181        |
| Stevens, Eliezel        | .214        | 52        | 173         | 27         | 37         | 11        | 2        | 2         | 20         | 34         | 65         | 11        | .347        | .335        |
| <b>TEAM TOTALS</b>      | <b>.195</b> | <b>69</b> | <b>2114</b> | <b>242</b> | <b>413</b> | <b>80</b> | <b>7</b> | <b>12</b> | <b>191</b> | <b>296</b> | <b>640</b> | <b>75</b> | <b>.310</b> | <b>.257</b> |

| DSL PITCHERS            | W-L          | ERA         | G         | GS        | CG       | SV/OP        | IP           | H          | R          | ER         | HR        | BB         | SO         | BAA         |
|-------------------------|--------------|-------------|-----------|-----------|----------|--------------|--------------|------------|------------|------------|-----------|------------|------------|-------------|
| Alesandro, Ronaldo      | 0-4          | 2.60        | 11        | 8         | 0        | 0/0          | 34.2         | 31         | 16         | 10         | 0         | 22         | 47         | .244        |
| Asencio, Eudi           | 5-5          | 2.63        | 14        | 14        | 0        | 0/0          | 61.2         | 44         | 27         | 18         | 1         | 21         | 52         | .196        |
| Bautista, Jorge         | 0-0          | 3.18        | 8         | 0         | 0        | 1/1          | 11.1         | 14         | 4          | 4          | 0         | 8          | 7          | .311        |
| Caminero, Carlos        | 1-2          | 1.87        | 17        | 0         | 0        | 5/6          | 33.2         | 25         | 15         | 7          | 0         | 20         | 40         | .205        |
| Celedonio, Raulin       | 1-1          | 12.15       | 18        | 0         | 0        | 1/1          | 26.2         | 33         | 45         | 36         | 2         | 40         | 38         | .303        |
| Ciriaco, Javier         | 3-2          | 1.76        | 12        | 0         | 0        | 0/0          | 30.2         | 18         | 8          | 6          | 0         | 18         | 30         | .175        |
| De La Cruz, Carlos      | 1-2          | 2.28        | 13        | 0         | 0        | 2/4          | 27.2         | 19         | 12         | 7          | 0         | 9          | 17         | .198        |
| Diaz, Luis              | 0-0          | 3.58        | 17        | 0         | 0        | 1/1          | 32.2         | 33         | 21         | 13         | 2         | 16         | 22         | .264        |
| Encarnacion, Kimberling | 0-0          | 0.00        | 1         | 0         | 0        | 0/0          | 1.1          | 0          | 0          | 0          | 0         | 0          | 0          | .000        |
| Jimenez, Edwin          | 1-3          | 6.00        | 14        | 4         | 0        | 1/1          | 24.0         | 31         | 25         | 16         | 0         | 14         | 17         | .304        |
| Munoz, Roddery          | 1-2          | 6.88        | 10        | 0         | 0        | 1/2          | 17.0         | 22         | 15         | 13         | 0         | 14         | 17         | .319        |
| Nunez, Oscar            | 0-1          | 1.52        | 7         | 6         | 0        | 0/0          | 23.2         | 14         | 8          | 4          | 0         | 12         | 11         | .182        |
| Olague, Jose            | 3-4          | 2.43        | 14        | 14        | 0        | 0/0          | 66.2         | 75         | 30         | 18         | 1         | 11         | 57         | .279        |
| Ordonez, Sergio         | 0-0          | 0.00        | 1         | 0         | 0        | 0/0          | 1.1          | 0          | 0          | 0          | 0         | 0          | 0          | .000        |
| Rodriguez, Estarlin     | 2-6          | 3.60        | 13        | 11        | 0        | 0/0          | 45.0         | 40         | 26         | 18         | 2         | 30         | 23         | .235        |
| Rodriguez, Rainieri     | 1-4          | 3.53        | 11        | 7         | 0        | 0/0          | 35.2         | 35         | 25         | 14         | 1         | 9          | 22         | .240        |
| Santos, Lisandro        | 1-1          | 2.77        | 4         | 1         | 0        | 0/0          | 13.0         | 9          | 7          | 4          | 0         | 9          | 12         | .184        |
| Sepulveda, Jhoniell     | 0-1          | 11.25       | 7         | 0         | 0        | 0/0          | 12.0         | 15         | 16         | 15         | 1         | 11         | 15         | .294        |
| Valdez, Nonato          | 0-2          | 10.88       | 17        | 0         | 0        | 0/1          | 22.1         | 22         | 27         | 27         | 1         | 32         | 21         | .256        |
| Vallejo, Joselin        | 0-0          | 2.00        | 6         | 0         | 0        | 0/0          | 9.0          | 8          | 4          | 2          | 0         | 7          | 6          | .258        |
| Vargas, Leonardo        | 1-2          | 1.50        | 5         | 2         | 0        | 0/0          | 12.0         | 10         | 7          | 2          | 0         | 7          | 12         | .204        |
| Vasquez, Williams       | 1-5          | 5.31        | 17        | 2         | 0        | 1/1          | 39.0         | 42         | 42         | 23         | 4         | 21         | 34         | .258        |
| <b>TEAM TOTALS</b>      | <b>22-47</b> | <b>3.97</b> | <b>69</b> | <b>69</b> | <b>0</b> | <b>13/18</b> | <b>581.0</b> | <b>540</b> | <b>380</b> | <b>256</b> | <b>15</b> | <b>331</b> | <b>500</b> | <b>.243</b> |

BRAVES.ORG

MLB.COM

TOP 10 FARM SYSTEMS

- San Diego Padres
- Tampa Bay Rays
- Atlanta Braves**
- Chicago White Sox
- Toronto Blue Jays
- Houston Astros
- Los Angeles Dodgers
- Minnesota Twins
- Cincinnati Reds
- Detroit Tigers

TOP 30 BRAVES PROSPECTS

- |                        |          |
|------------------------|----------|
| 1. Mike Soroka         | RHP      |
| 2. Kyle Wright         | RHP      |
| 3. Ian Anderson        | RHP      |
| 4. Cristian Pache      | OF       |
| 5. Austin Riley        | 3B       |
| 6. Touki Toussaint     | RHP      |
| 7. Bryse Wilson        | RHP      |
| 8. Drew Waters         | OF       |
| 9. William Contreras   | C        |
| 10. Luiz Gohara        | LHP      |
| 11. Kolby Allard       | LHP      |
| 12. Joey Wentz         | LHP      |
| 13. Kyle Muller        | LHP      |
| 14. Huascar Ynoa       | RHP      |
| 15. Greyson Jenista    | OF       |
| 16. Tristan Beck       | RHP      |
| 17. Freddy Tarnok      | RHP      |
| 18. Thomas Burrows     | LHP      |
| 19. Patrick Weigel     | RHP      |
| 20. Trey Riley         | RHP      |
| 21. Chad Sobotka       | RHP      |
| 22. Tucker Davidson    | LHP      |
| 23. C.J. Alexander     | 3B       |
| 24. A.J. Graffanino    | SS       |
| 25. Isranel Wilson     | OF       |
| 26. Jacob Webb         | RHP      |
| 27. Jasseel De La Cruz | RHP      |
| 28. Alex Jackson       | C        |
| 29. Jeffrey Ramos      | OF       |
| 30. Ray-Patrick Didder | SS/OF/2B |

TOP 100 PROSPECTS

- |                     |     |
|---------------------|-----|
| 24. Mike Soroka     | RHP |
| 30. Kyle Wright     | RHP |
| 32. Ian Anderson    | RHP |
| 37. Cristian Pache  | OF  |
| 38. Austin Riley    | 3B  |
| 50. Touki Toussaint | RHP |
| 82. Bryse Wilson    | RHP |
| 86. Drew Waters     | OF  |

TOP 10 RHP PROSPECTS

- Mike Soroka
- Kyle Wright

TOP 10 THIRD BASE PROSPECTS

- Austin Riley

TOP 10 OUTFIELD PROSPECTS

- Cristian Pache

BASEBALL AMERICA

TOP 10 FARM SYSTEMS

- San Diego Padres
- Tampa Bay Rays
- Toronto Blue Jays
- Atlanta Braves**
- Houston Astros
- Chicago White Sox
- Cincinnati Reds
- Minnesota Twins
- Oakland Athletics
- Los Angeles Dodgers

TOP 30 BRAVES PROSPECTS

- |                        |          |
|------------------------|----------|
| 1. Austin Riley        | 3B       |
| 2. Ian Anderson        | RHP      |
| 3. Mike Soroka         | RHP      |
| 4. Kyle Wright         | RHP      |
| 5. Touki Toussaint     | RHP      |
| 6. Bryse Wilson        | RHP      |
| 7. Drew Waters         | OF       |
| 8. Cristian Pache      | OF       |
| 9. William Contreras   | C        |
| 10. Luiz Gohara        | LHP      |
| 11. Kyle Muller        | LHP      |
| 12. Joey Wentz         | LHP      |
| 13. Patrick Weigel     | RHP      |
| 14. Kolby Allard       | LHP      |
| 15. Greyson Jenista    | OF       |
| 16. Freddy Tarnok      | RHP      |
| 17. Tristan Beck       | RHP      |
| 18. C.J. Alexander     | 3B       |
| 19. Huascar Ynoa       | RHP      |
| 20. Jacob Webb         | RHP      |
| 21. Tucker Davidson    | LHP      |
| 22. Chad Sobotka       | RHP      |
| 23. Alex Jackson       | C        |
| 24. Wes Parsons        | RHP      |
| 25. A.J. Graffanino    | SS       |
| 26. Jeffrey Ramos      | OF       |
| 27. Trey Riley         | RHP      |
| 28. Isranel Wilson     | OF       |
| 29. Jasseel De La Cruz | RHP      |
| 30. Ray-Patrick Didder | SS/OF/2B |

TOP 100 PROSPECTS

- |                     |     |
|---------------------|-----|
| 22. Austin Riley    | 3B  |
| 24. Ian Anderson    | RHP |
| 25. Mike Soroka     | RHP |
| 39. Kyle Wright     | RHP |
| 53. Touki Toussaint | RHP |
| 80. Bryse Wilson    | RHP |
| 83. Drew Waters     | OF  |
| 85. Cristian Pache  | OF  |

2019 BRAVES BEST TOOLS

- |                        |                 |
|------------------------|-----------------|
| Hitter for Average     | Austin Riley    |
| Power Hitter           | Austin Riley    |
| Strike-Zone Discipline | Greyson Jenista |
| Fastest Baserunner     | Cristian Pache  |
| Athlete                | Cristian Pache  |
| Fastball               | Ian Anderson    |
| Curveball              | Touki Toussaint |
| Slider                 | Mike Soroka     |
| Changeup               | Touki Toussaint |
| Control                | Kolby Allard    |
| Defensive Catcher      | Lucas Herbert   |
| Defensive Infielder    | Austin Riley    |
| Infield Arm            | Austin Riley    |
| Defensive Outfielder   | Cristian Pache  |
| Outfield Arm           | Cristian Pache  |





## **MEDIA INFORMATION**

**Atlanta Braves' 2015 first-round pick, right-hander Mike Soroka takes questions during Strippers Media Day on April 4, 2018.  
(Photo: Karl L. Moore)**



**TONY SCHIAVONE - RADIO BROADCASTER**

Tony Schiavone is the play-by-play voice of the Gwinnett Stripers on 97.7 FM The Other Side of the River in 2019, his 11th season calling the action.

He is currently the producer for Georgia Bulldogs Football and Basketball Radio Networks and hosts the "Kirby Smart Report" five days a week on the UGA Sports Network. Tony also is a Sports Anchor for Sports Radio 92.9 The Game in Atlanta.

Schiavone also spent one year as the play by play broadcaster of the Greensboro Hornets of the Class-A South Atlantic League. He then spent four years as the play by play broadcaster of the Charlotte O's of the Double-A Southern League.

He and his wife, Lois, have five children: Matt, Laurie, Chris, Jon and Tim; three grandchildren: Olivia, Lizzie and Jackson; and five dogs: Dooley, Bug, Chewy, Bonnie and Matilda.



**DAVE LEZOTTE - MEDIA RELATIONS MANAGER / BROADCASTER**

Dave Lezotte is entering his eighth season as the Gwinnett Stripers' Media Relations Manager. He is also the fill-in broadcaster for the Stripers, handling the play-by-play for select home and road dates for the seventh consecutive season.

Prior to joining Gwinnett in November 2011, he spent six years as the Director of Broadcasting and Media Relations for the Clinton LumberKings (Class-A, Texas Rangers/Seattle Mariners). Dave got his start in baseball in 2000 as a member of the Milwaukee Brewers Grounds Crew and went on to work parts of seven seasons at Milwaukee County Stadium and Miller Park. His first trip to the broadcast booth came as the research intern for Milwaukee Brewers Baseball on Fox Sports North from 2003-05.

A native of Oak Creek, Wis., Dave is a 2005 graduate of the University of Wisconsin-Oshkosh. He now resides in Dacula, Ga. with wife Jane and daughter Coralie.



**PETER BROOKS - MEDIA RELATIONS TRAINEE**

Peter Brooks is entering his first season as the Gwinnett Stripers' Media Relations Trainee.

Prior to joining the club in January 2019, he served as the Media Relations Intern for the Rochester Honkers of the Northwoods League during the summer of 2018. In 2017, he got his first job at the Dispatch-Argus daily newspaper serving as a Beat Writer for the Quad Cities River Bandits (Class-A, Houston Astros). He has also worked as a Correspondent covering sports for the Cedar Rapids Gazette.

Peter earned a B.A. in Journalism from Mount Mercy University in 2018. A native of Cedar Rapids, Iowa, he now resides in Lawrenceville, Ga.

**GWINNETT STRIPERS BROADCAST INFO**

All 140 Gwinnett Stripers games, home and road, air locally on 97.7 FM and 93.5 FM The Other Side of the River. Live broadcasts are also available via MiLB Gameday Audio on the TuneIn app.

Live video streams of each Stripers game, home and road, can be viewed via paid subscription to MiLB.TV.



**GWINNETT STRIPERS ON SOCIAL MEDIA**

- Twitter .....@GoStripers
- Chopper the Groundhog Twitter .....@StripersMascot
- Facebook.....Facebook.com/GoStripers
- Instagram.....@GoStripers

## 2019 MEDIA REGULATIONS

**CREENTIAL REQUESTS:** Season and single-game credentials must be requested through the Gwinnett Stripers Media Relations Department at least 24 hours prior to the date your outlet is planning to attend. Only legitimate news-gathering outlets, at the discretion of the Gwinnett Stripers, will receive credentials. All credentials are non-transferable and should be visible at all times. Credentials will not be issued to anyone under 18 years of age. The Gwinnett Stripers reserve the right to revoke credentials at any time. Anyone seeking autographs, player memorabilia, personal photos, etc. will have their credentials revoked immediately.

**ACCESS TO COOLRAY FIELD:** All media members are required to enter Coolray Field through the Main Gate, located behind home plate next to the Ticket Office. Entry via the Player Parking and Player Entrance area will not be permitted. You must present a 2019 Gwinnett Stripers Credential to gain access to the ballpark. Single-game credentials can be obtained with valid photo ID at the Coolray Field Will-Call Window. Free parking for media is available in Lot A (based on availability) or the Gravel Lot area adjacent to the third-base side of the ballpark.

**PREGAME INTERVIEWS:** Gwinnett Stripers' players and coaches will be made available (upon request) for pregame interviews either on the field or in front of the Media Backdrop (located outside the Home Clubhouse) following the conclusion of batting practice. Interviews may not interfere with pregame routines (stretching, hitting, throwing, running, fielding, etc.) and must conclude one (1) hour prior to game time. Starting pitchers will not be made available for pregame interviews on days they are scheduled to start.

**POSTGAME INTERVIEWS:** Following a 10-minute "cool down" period, a member of the Gwinnett Stripers' Media Relations staff will escort media members into the Home Clubhouse area for a brief post-game interview session. Players and coaches will be obtained upon request. Video interviews will be shot in front of the Media Backdrop (located outside the Home Clubhouse). The training room, weight room and player lounge areas of the clubhouse are off limits to media members at all times. There is no still photography permitted in the clubhouse unless authorized by a member of the Media Relations staff. The Home Clubhouse is CLOSED during rain delays and in between games of a doubleheader.

**ATLANTA BRAVES REHAB ASSIGNMENTS:** Players on injury rehab assignments for the Atlanta Braves will be made available to the media when possible with their schedule. All interview requests with rehabbing players must be authorized by a member of the Gwinnett Stripers' Media Relations staff. In accordance with Atlanta Braves' Major League Clubhouse Policy, **no starting pitchers will be made available for pregame interviews on days that they are starting.** Starting pitchers on rehab assignments will be made available for interviews following the conclusion of their outing (subject to availability).

**VISITOR'S CLUBHOUSE INTERVIEW REQUESTS:** The Visitor's Clubhouse is to be considered CLOSED at all times (prior to and after the game) unless a specific request has been authorized by a member of the Gwinnett Stripers' Media Relations staff. No media members shall access the Visitor's Clubhouse without permission from the Gwinnett Stripers' Media Relations staff, who will work in conjunction with that team's Media/Public Relations department to handle the request. There is no still photography permitted in the Visitor's Clubhouse, unless authorized by a member of the Media Relations staff.

**FIELD/DUGOUTS:** Media members holding credentials that grant field access may be present in the foul territory/dugout areas up to one (1) hour prior to the scheduled game time. At no time are media members allowed to cross the foul lines into the field of play. Foul territory and dugout areas must be clear of ALL media exactly one (1) hour prior to the start of the game unless special arrangements have been made.

**PHOTOGRAPHERS/VIDEOGRAPHERS:** Photographers and videographers may utilize the on-field camera pit next to the Home Dugout on the third base side of Coolray Field. Space is limited, and all photographers/videographers must accommodate the space needs of Gwinnett Stripers' staff in this area. No photography is permitted on the field of play while the game is in progress. Special photo requests must be authorized by a member of the Gwinnett Stripers' Media Relations staff.

**PRESS BOX:** Limited space in the Coolray Field Press Box is available for WORKING MEDIA ONLY. A wireless internet connection will be provided to you. A light pre-game meal is also offered approximately 90 minutes prior to game time in the Executive Offices Cafeteria area. There will be no cheering or rooting for either team at any point during the game. Individuals who violate Press Box rules will be removed and credentials revoked upon the discretion of the Gwinnett Stripers Media Relations Department.

**MEDIA INFORMATION:** Printed copies of game notes, rosters, statistics, press releases and other information will be made available daily in the Coolray Field Press Box approximately two (2) hours prior to game time.

**FOR ALL OTHER MEDIA INQUIRIES, CALL 678-277-0320.**

| PRE-GAME SCHEDULE*           |             |               |            |            |
|------------------------------|-------------|---------------|------------|------------|
|                              | 12:05 PM    | 1:05 PM       | 6:05 PM    | 7:05 PM    |
| <b>Stripers Batting:</b>     | Until 10:15 | Until 11:15   | Until 4:15 | Until 5:15 |
| <b>Visitor's Batting:</b>    | 10:15-11:00 | 11:15-12:00   | 4:15-5:00  | 5:15-6:00  |
| <b>Visitor's Infield:</b>    | 11:05-11:20 | 12:05 - 12:20 | 5:05-5:20  | 6:05-6:20  |
| *ALL TIMES SUBJECT TO CHANGE |             |               |            |            |

**MEDIA INFO**



## KOLOS DE GWINNETT

For four games during the 2019 season, the Gwinnett Stripers will transform into the Xolos de Gwinnett as part of Minor League Baseball's Copa de la Diversión initiative. "Copa de la Diversión" is a season-long event series specifically designed to embrace the culture and values that resonate most with participating teams' local U.S. Hispanic/Latino communities.

Gwinnett County is home to a thriving Hispanic community of nearly 200,000, the majority of which are of Mexican descent. Our new Copa de la Diversión identity honors an icon of Mexican culture, the Xolo, or Mexican hairless dog.

Xolos (pronounced "SHO-lows"), short for Xoloitzcuintli, are the National Dog of Mexico. The breed has existed for over 3,000 years, dating back to the Aztec empire when they were revered as guardians and protectors. Modern-day Xolos are known for intelligence, loyalty, and athleticism, traits that our team personifies every game at Coolray Field.

### KOLOS DE GWINNETT DATES:

Thursday, May 23, 7:05 p.m. vs. Charlotte  
Thursday, June 6, 7:05 p.m. vs. Durham  
Thursday, August 1, 7:05 p.m. vs. Norfolk  
Thursday, August 15, 7:05 p.m. vs. Columbus

*For more information, visit [XolosDeGwinnett.com](http://XolosDeGwinnett.com)*

## LOCAL MEDIA OUTLETS

### NEWSPAPERS

#### **Gwinnett Daily Post**

Sports Editor: Will Hammock  
725 Old Norcross Road  
Lawrenceville, GA 30045  
Phone: 770-963-9205  
Web: [gwinnettdaily.com](http://gwinnettdaily.com)  
Twitter: @GDPsports

#### **Atlanta Journal Constitution**

223 Perimeter Center Pkwy  
Atlanta, GA 30346  
Phone: 404-526-7003  
Web: [ajc.com](http://ajc.com)  
Twitter: @AJCsports

#### **Associated Press - Atlanta Bureau**

Phone: 404-653-8460

### RADIO

#### **97.7 FM The Other Side of the River**

601 West Peachtree Street  
Atlanta, GA 30309  
Phone: 404-897-7500

#### **Sports Radio 680 The Fan**

800 Battery Avenue SE #400  
Atlanta, GA 30339  
Phone: 404-995-5554  
Web: [680thefan.com](http://680thefan.com)  
Twitter: @680\_The\_Fan

#### **92.9 The Game**

1201 Peachtree Street #800  
Atlanta, GA 30361  
Phone: 404-898-8900  
Web: [atlanta.cblocal.com/category/sports](http://atlanta.cblocal.com/category/sports)  
Twitter: @929TheGame

### TELEVISION

#### **WAGA-TV FOX 5 Atlanta (FOX)**

Sports Producer: Chip Zeller  
1551 Briarcliff Road NE  
Atlanta, GA 30306  
Phone: 404-898-0100  
Web: [fox5atlanta.com](http://fox5atlanta.com)  
Twitter: FOX5Sports

#### **WSB-TV Atlanta (ABC)**

Sports Director: Zach Klein  
1601 West Peachtree St. NE  
Atlanta, GA 30309  
Phone: 404-897-7000  
Web: [wsbtv.com](http://wsbtv.com)  
Twitter: @WSBTVsports

#### **WXIA-TV 11Alive Atlanta (NBC)**

Sports Producer: Thomas Goodhew  
One Monroe Place NE  
Atlanta, GA 30324  
Phone: 404-892-1611  
Web: [11alive.com](http://11alive.com)  
Twitter: @11AliveSports

#### **WGCL-TV CBS 46 Atlanta (CBS)**

anchors: Fred Kalil, Emily Gagnon  
425 14th Street NW  
Atlanta, GA 30318  
Phone: 404-327-3200  
Web: [cbs46.com](http://cbs46.com)  
Twitter: @CBS46Sports

# JOIN A WINNING TEAM

**Rich  
Printing,  
Inc.**

**A full service printing & fulfillment company covering:**

Marketing Materials  
Kit Packing & Fulfillment

Promotional Products  
Large Format Printing

**Contact Rich Printing today**

**770-263-8827**

[www.richprintinginc.com](http://www.richprintinginc.com)

 [facebook.com/richprintinginc](https://facebook.com/richprintinginc)

 [twitter.com/richprintinginc](https://twitter.com/richprintinginc)



# 2019 SEASON SCHEDULE



## APRIL

| SUN              | MON              | TUE              | WED              | THU               | FRI              | SAT              |
|------------------|------------------|------------------|------------------|-------------------|------------------|------------------|
|                  | 1   NOR          | 2   NOR          | 3   NOR          | 4   NOR<br>7:05   | 5   NOR<br>7:05  | 6   NOR<br>6:05  |
| 7   NOR<br>1:05  | 8   DUR<br>7:05  | 9   DUR<br>12:05 | 10   DUR         | 11   LOU<br>7:00  | 12   LOU<br>7:00 | 13   LOU<br>2:00 |
| 14   LOU<br>2:00 | 15   CHA<br>7:05 | 16   CHA<br>7:05 | 17   CHA<br>7:05 | 18   CHA<br>10:35 | 19   DUR<br>7:05 | 20   DUR<br>6:35 |
| 21   DUR<br>5:05 | 22   DUR         | 23   IND<br>7:05 | 24   IND<br>7:05 | 25   IND<br>12:05 | 26   TOL<br>7:05 | 27   TOL<br>6:05 |
| 28   TOL<br>1:05 | 29   CHA<br>7:04 | 30   CHA<br>7:04 |                  |                   |                  |                  |

## MAY

| SUN              | MON              | TUE              | WED               | THU              | FRI              | SAT              |
|------------------|------------------|------------------|-------------------|------------------|------------------|------------------|
|                  |                  |                  | 1   CHA<br>11:05  | 2   DUR<br>7:05  | 3   DUR<br>7:05  | 4   DUR<br>6:35  |
| 5   DUR<br>5:05  | 6   DUR<br>1:05  | 7   BUF<br>7:05  | 8   BUF<br>7:05   | 9   BUF<br>10:35 | 10   PAW<br>7:05 | 11   PAW<br>6:05 |
| 12   PAW<br>1:05 | 13   PAW         | 14   BUF<br>6:05 | 15   BUF<br>6:05  | 16   BUF<br>6:05 | 17   PAW<br>6:05 | 18   PAW<br>6:15 |
| 19   PAW<br>1:05 | 20   PAW         | 21   CHA<br>7:05 | 22   CHA<br>7:05  | 23   CHA<br>7:05 | 24   NOR<br>7:05 | 25   NOR<br>6:05 |
| 26   NOR<br>1:05 | 27   NOR<br>6:05 | 28   TOL<br>6:35 | 29   TOL<br>10:35 | 30   TOL<br>6:35 | 31   IND<br>7:15 |                  |

## JUNE

| SUN              | MON              | TUE              | WED              | THU               | FRI              | SAT              |
|------------------|------------------|------------------|------------------|-------------------|------------------|------------------|
|                  |                  |                  |                  |                   |                  | 1   IND<br>7:05  |
| 2   IND<br>1:35  | 3   CHA<br>7:04  | 4   CHA<br>7:04  | 5   CHA<br>7:04  | 6   DUR<br>7:05   | 7   DUR<br>7:05  | 8   DUR<br>6:05  |
| 9   DUR<br>1:05  | 10   DUR         | 11   LHV<br>7:05 | 12   LHV<br>7:05 | 13   LHV<br>7:05  | 14   SYR<br>7:05 | 15   SYR<br>7:05 |
| 16   SYR<br>1:05 | 17   SYR         | 18   LOU<br>7:05 | 19   LOU<br>7:05 | 20   LOU<br>12:05 | 21   SYR<br>7:05 | 22   SYR<br>6:05 |
| 23   SYR<br>1:05 | 24   NOR<br>7:05 | 25   NOR<br>7:05 | 26   CHA<br>7:04 | 27   CHA<br>7:04  | 28   IND<br>7:05 | 29   IND<br>6:05 |
| 30   IND<br>1:05 |                  |                  |                  |                   |                  |                  |

## JULY

| SUN              | MON              | TUE              | WED              | THU                     | FRI              | SAT               |
|------------------|------------------|------------------|------------------|-------------------------|------------------|-------------------|
|                  | 1   NOR<br>7:05  | 2   NOR<br>7:05  | 3   NOR<br>7:05  | 4   DUR<br>7:05         | 5   DUR<br>7:05  | 6   DUR<br>6:05   |
| 7   DUR<br>1:05  | 8   DUR          | 9   DUR          | 10   DUR         | TRIPLE-A ALL-STAR BREAK |                  |                   |
| 11   CHA<br>5:05 | 12   LHV<br>7:05 | 13   LHV<br>7:05 | 14   LHV<br>7:05 | 15   LHV<br>12:05       | 16   ROC<br>7:05 | 17   ROC<br>6:05  |
| 18   ROC<br>1:05 | 19   ROC         | 20   ROC         | 21   ROC         | 22   ROC                | 23   LOU<br>7:00 | 24   LOU<br>12:00 |
| 25   COL<br>4:05 | 26   DUR<br>7:05 | 27   DUR<br>7:05 | 28   NOR<br>7:05 | 29   NOR                | 30   NOR         | 31   NOR          |

## AUGUST

| SUN              | MON              | TUE              | WED              | THU               | FRI              | SAT              |
|------------------|------------------|------------------|------------------|-------------------|------------------|------------------|
|                  |                  |                  |                  | 1   NOR<br>7:05   | 2   CHA<br>7:05  | 3   CHA<br>6:05  |
| 4   CHA<br>1:05  | 5   CHA          | 6   ROC<br>7:05  | 7   ROC<br>7:05  | 8   ROC<br>7:05   | 9   SWB<br>7:05  | 10   SWB<br>6:35 |
| 11   SWB<br>1:05 | 12   SWB         | 13   COL<br>7:05 | 14   COL<br>7:05 | 15   COL<br>7:05  | 16   SWB<br>7:05 | 17   SWB<br>6:05 |
| 18   SWB<br>1:05 | 19   NOR<br>7:05 | 20   NOR<br>7:05 | 21   NOR<br>7:05 | 22   NOR<br>12:05 | 23   DUR<br>7:05 | 24   DUR<br>6:35 |
| 25   DUR<br>5:05 | 26   NOR<br>7:05 | 27   NOR<br>7:05 | 28   NOR<br>7:05 | 29   NOR<br>7:05  | 30   DUR<br>7:05 | 31   DUR<br>6:35 |

## SEPTEMBER

| SUN                         | MON             | TUE      | WED      | THU      | FRI      | SAT      |
|-----------------------------|-----------------|----------|----------|----------|----------|----------|
| 1   DUR<br>5:05             | 2   DUR<br>1:05 | 3   DUR  | 4   DUR  | 5   DUR  | 6   DUR  | 7   DUR  |
| IL PLAYOFFS: SEPTEMBER 4-14 |                 |          |          |          |          |          |
| 8   DUR                     | 9   DUR         | 10   DUR | 11   DUR | 12   DUR | 13   DUR | 14   DUR |

HOME GAME
  MATINÉE GAME

AWAY GAME
  FIREWORKS

Eastern time zone - Dates and times subject to change

**GOSTRIPERS.COM** | **678.277.0340**

**A** TRIPLE-A AFFILIATE OF THE ATLANTA BRAVES

- BUF Buffalo Bisons (Blue Jays)
- CHA Charlotte Knights (White Sox)
- COL Columbus Clippers (Indians)
- DUR Durham Bulls (Rays)
- IND Indianapolis Indians (Pirates)
- LHV Lehigh Valley IronPigs (Phillies)
- LOU Louisville Bats (Reds)
- NOR Norfolk Tides (Orioles)
- PAW Pawtucket Red Sox (Red Sox)
- ROC Rochester Red Wings (Twins)
- SWB Scranton/WB RailRiders (Yankees)
- SYR Syracuse Mets (Mets)
- TOL Toledo Mud Hens (Tigers)