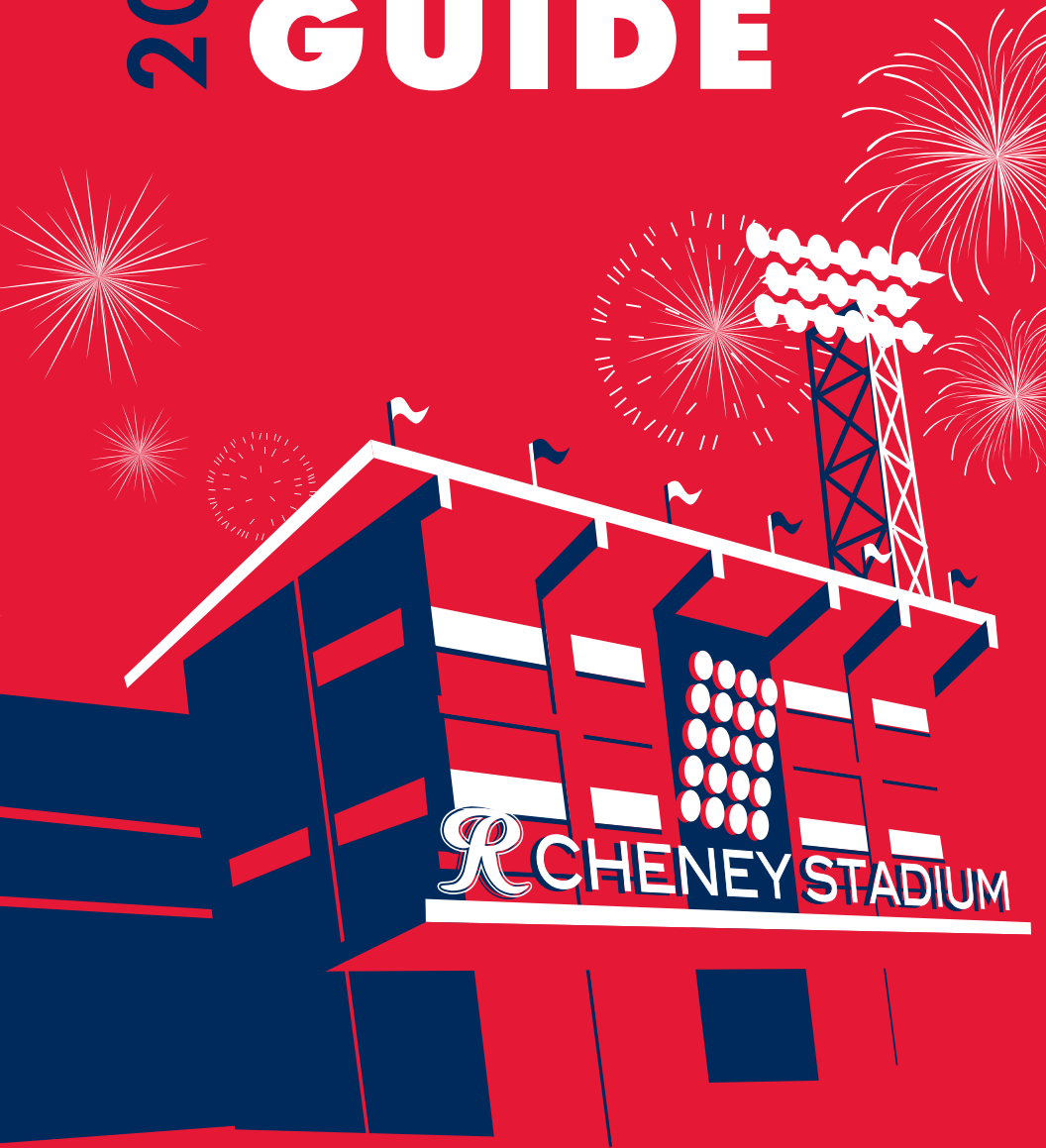


2018 MEDIA GUIDE



R CHENEY STADIUM



Triple-A Affiliate of the
SEATTLE MARINERS



Rainiers™



Triple-A Affiliate of
the Seattle Mariners

R tacomarainiers.com

 /TacomaRainiers

 @RainiersLand

 tacomarainiers

Tacoma Rainiers Baseball
2502 S. Tyler Street
Tacoma, WA 98405

Phone: 253.752.7707
Fax: 253.752.7135

2018 TACOMA RAINIERS MEDIA GUIDE TABLE OF CONTENTS

Front Office/Contact Info	5
Cheney Stadium	6-9
Coaching Staff	10-14
2018 Tacoma Rainiers Players.....	15-102
2017 Season Review	103-132
League Leaders and Final Standings	104-105
Team Batting/Pitching/Fielding Summary.....	106-107
Monthly Batting/Pitching Totals.....	108-111
Situational Batting/Pitching Totals.....	112-123
Team Highlights	124-125
Day-By-Day.....	126-127
Highs and Lows	128
Transactions.....	129-132
Opponents	133-141
History and Records.....	143-176
Career Batting/Pitching Leaders.....	144-147
Single-Season Batting/Pitching Leaders.....	148-149
Franchise Leaders	150-151
All-Time Record(s) vs. PCL Opponents	152-155
Year-By-Year Record	156
Postseason History.....	157-167
All-Time Roster	168-175
Media Information	177-180
Guidelines	178-179
Broadcast Information.....	180

INFORMATION BOX INDEX

Cheney Stadium Firsts	8
Tacoma Managers 1960-Present.....	17
Tacoma Players Who Have Led the Pacific Coast League in Home Runs	27
Tacoma Affiliate Records	31
Tacoma ERA Champions	50
Troy Neel Wins the 1992 Batting Title.....	61
Tacoma All-Star Selections	65
Tacoma Triple Plays.....	105
Simpson Kraft Hall of Fame Inductees.....	151
Dick Phillips Wins 1961 MVP	157



CREDITS:

Researched and written by: Brett Gleason and Mike Curto
 Editor: Brett Gleason
 Graphic design: Brett Gleason, Tony Canepa, and Kelsey Fausko
 Photography: Jeff Halstead, Tom Jones, Rick May, Red Williamson, Wilson Tsoi
 Statistical assistance provided by Major League Baseball Advanced Media and Baseball Reference.
 Additional biographical information provided by the Seattle Mariners Baseball Information Department.



FRONT OFFICE



TACOMA RAINIERS PROFESSIONAL BASEBALL

**CHENEY STADIUM
2502 SOUTH TYLER STREET
TACOMA, WA 98405**

PHONE: (253) 752-7707

FAX: (253) 752-7135

BOX OFFICE: (253) 752-7700

EXECUTIVE STAFF

CEO/Ownership..... Mikal Thomsen
 President..... Aaron Artman
 Vice President, Sales..... Shane Santman
 Director, Administration/Assistant to the President..... Patti Stacy

TICKET SALES AND SERVICES

Senior Director, Ticket Sales..... Tim O'Hollaren
 Director, Business Development..... Ben Nelson
 Director, Ticket Operations..... Adam Dolezal
 Manager, Ticket Operations..... Mandi Forbeck
 Manager, Corporate Sales..... Ryan Buciarelli
 Manager, Corporate Sales..... Kevin Drugge
 Manager, Corporate Sales..... Greg McCall
 Manager, Corporate Sales..... Stetson Olson
 Manager, Corporate Sales..... Tyler Olsson
 Manager, Corporate Sales..... Zach Smith

GROUP SALES AND SERVICES

Director, Group Sales and Event Marketing..... Caitlin Calnan
 Manager, Group Sales..... Chris Aubertin
 Coordinator, Group Events..... Richard Feltenberger
 Coordinator, Group Events..... Brooke Lunsford
 Coordinator, Group Events..... Maddie Miller
 Coordinator, Group Events..... Hayley Tamagni

MARKETING & COMMUNICATIONS

Vice President, Marketing..... Megan Mead
 Director, Creative..... Casey Catherwood
 Manager, Media and Communications..... Brett Gleason
 Graphic Designer..... Kelsey Fausko
 Coordinator, Technical..... Anthony Phinney
 Broadcaster..... Mike Curto

CORPORATE PARTNERSHIPS

Director, Partner Development..... Julia Falvey
 Manager, Partner Services..... Taryn Duncan
 Manager, Partner Services..... Hayley Adams
 Manager, Partner Services..... Yvette Yzaguire

STADIUM AND TEAM OPERATIONS


Director, Stadium Operations..... Nick Cherniske
 Director, Baseball Operations and Merchandise..... Ashley Schutt
 Manager, Stadium Operations..... Isaiah Dowdell
 Head Groundskeeper..... Michael Huie

FINANCE

CFO..... Brian Coombe
 Financial Analyst..... Jack Kelly
 Coordinator, Front Desk/Reception..... Allie Brown



CHENEY STADIUM





The development of Cheney Stadium as Tacoma's home of Pacific Coast League baseball began in 1957 as a shared idea by area businessmen Ben Cheney and Clay Huntington.

Following a three-year effort by these men, the San Francisco Giants agreed in the fall of 1959 to relocate their Triple-A club from Phoenix to Tacoma contingent upon the city's ability to construct a new stadium in time for the beginning of the 1960 season.

The city council approved the measure, clearing the way for a new stadium. The project took three months and 14 days to complete, cost \$940,00 with Ben Cheney putting up \$100,000 of his own to cover any overruns, and was finished just in time for the ballpark to host the Tacoma Giants first game on April 16, 1960.



Ben Cheney surveying the early stages of the stadium prior to the Tacoma Giants first season in 1960.

Outside of minor upgrades that included clubhouse renovations, the installation of a new playing surface and replacing the stadium's original wooden seats, Cheney Stadium remained largely unchanged for 51 seasons. More than five decades of housing PCL baseball in Tacoma began to take a toll and the house that Ben Cheney built was understandably beginning to show its age.

Following a concerted effort by Tacoma Rainiers ownership, Schlegel Sports Group, and the City of Tacoma, Cheney Stadium's new era officially began on November 24, 2009, when the Tacoma City Council approved a \$28 million private-public bond that would provide the bulk of a \$30 million renovation scheduled to take place during the 2010 off-season. The look of the renovation took shape a few months later when a design/build team led by Mortenson Construction, along with Populous and Tacoma-based Belay Architecture, was approved on March 9, 2010.



Aerial view of the newly-completed Cheney Stadium - nicknamed the "The 100-Day Wonder" due to its brisk construction schedule.

The stadium once dubbed the "100-Day Wonder" in tribute to its brisk construction time was set to undergo an extensive off-season renovation under a schedule equally as ambitious. From the last pitch of the Rainiers final home game of the 2010 season on September 2 until April 1, 2011, Cheney Stadium was to undergo a historic transformation in just a 210-day period.

Over 200 on- and off-site construction jobs were created in Tacoma in order to make Cheney's fast face-lift possible. The aggressive schedule saw Cheney Stadium "top out" - meaning the completion of the overall structure - during the holidays and was ready for occupation by the club's April 1 deadline.

CHENEY STADIUM (CONT.)



Cheney Stadium added a 4,000 square foot Summit Club as part of its renovation following the 2010 season.

The renovated Cheney Stadium now incorporates more than 90,000 pounds of steel spanning across more than 96,000 square feet. The roof is comprised of Douglas Fir glu-lam beams, the largest of which weigh over 7,000 lbs.

The ballpark's wooden exterior, extending up to 75 feet at its peak, is indicative of a ballpark that was built to be geographically relevant. Every addition was constructed using only local materials, built with Tacoma and the Pacific Northwest in mind.

Cheney now features amenities that include 16 luxury suites, a 4,000 square foot Summit Club and restaurant, club seats that are closer than any other seat in any other baseball park across the nation, and a grass berm located along right field. The stadium boasts double the number of concession points of sale and more ADA seating capacity along with better ADA

access. Gone are the wooden walls that lined left and right field, replaced by lower, padded, chain-link fences featuring inset bullpens. The Rainiers clubhouse and dugout, formerly located along the first base line, shifted to third base, with visiting teams now residing in the fully renovated first base location.

What did not change are the views fans had grown accustomed to over Cheney Stadium's more than five decades of existence. The ballpark's grandstand is still the same one constructed prior to 1960 that features a steep pitch that makes every seat in the house a great one.

The 29-foot tall "batter's eye" continues to serve as a centerfield landmark, taunting batters at a distant 425 feet from home plate. (Shin Soo Choo and A.J. Zapp remain the only batters to hit a homer over the "Green Monster.") And the Simpson-Kraft Hall of Fame remains untouched, a tribute to Ben Cheney and the Tacoma names who helped to make Cheney Stadium the iconic venue it is today.

In its inaugural season in 2011, the new Cheney Stadium was greeted with a reception more than worthy of all the hard work. The Rainiers hosted 18 sell-out games, a then franchise-record 378,518 fans flocked to the renovated ballpark to see top prospects establish themselves as Major League talents. The turn out by the people of Tacoma further confirmed Cheney Stadium's transition from a beautiful building to an iconic Pacific Northwest ballpark.



The Rainiers added the "R" Yard party deck beyond the left field wall in June of 2014. It is the first outfield viewing experience in stadium history.

CHENEY STADIUM FIRSTS

First Rainout.....	April 14, 1960
First Game.....	April 16, 1960 (game one of day/night double header)
Result, First Game.....	Portland Beavers 7, Tacoma Giants 2
Attendance, First Game.....	6,612
First Tacoma Win.....	April 16, 1960 – game two (Tacoma 11, Portland 0)
Ceremonial First Pitch.....	Ben Hanson, Mayor of Tacoma
First Pitcher.....	Eddie Fisher, Tacoma, April 16 vs. Portland
First Batter.....	Clem Moore, Portland (fouled out to RF Bob Perry)
First Hit.....	George Freeze, Portland, April 16 – 1st inning, game one (single)
First Tacoma Hit.....	Danny O'Connell, Tacoma, April 16 – 1st inning, game one (single)
First Run Scored.....	Eddie Fisher, Tacoma, April 16 – 3rd inning, game one
First Run Batted In.....	Matty Alou, Tacoma, April 16 – 3rd inning, game one
First Double.....	Nippy Jones, Portland – April 16 – 8th inning, game one
First Triple.....	Tom Haller, Tacoma – April 16 – 1st inning, game two
First Home Run.....	Matty Alou, Tacoma, April 16 – 3rd inning, game one (2-run HR)
First Grand Slam.....	Frank Reveira, Tacoma, April 27 – 5th inning
First Pinch-Hit Home Run.....	Frank Reveira, Tacoma, April 27 – 5th inning
First to Hit for Cycle.....	Bill Hain, Tacoma, vs. Spokane August 8, 1961
First Winning Pitcher.....	Lynn Lovenguth, Portland, April 16 – game one
First Losing Pitcher.....	Eddie Fisher, Tacoma, April 16 – game one
First Shutout.....	Juan Marichal, Tacoma, April 16 – game two
First Hit Allowed.....	Eddie Fisher, Tacoma, April 16 – 1st inning, game one
First Home Run Allowed.....	Lynn Lovenguth, Portland, April 16 – 3rd inning, game one (Alou)
First Strikeout.....	Eddie Fisher struck out Jim Greengrass, April 16 – 1st inning, game one
First Walk.....	Eddie Fisher walked Bill Causion, April 16 – 1st inning, game one
First Stolen Base.....	Matty Alou, Tacoma, April 16 – 6th inning, game two
First Error.....	Tom Haller, Tacoma catcher, April 16 – 1st inning, game one
First Grounded Into DP.....	Benny Valenzuela, Tacoma, April 16 – 4th inning, game one

FRONT OFFICE

CHENEY STADIUM

COACHES/STAFF

2018 RAINIERS

2017 SEASON REVIEW

OPPONENTS

HISTORY & RECORDS

MEDIA & MISC.

SOUNDERS FC 2 AT CHENEY STADIUM IN 2018

Seattle Sounders FC and the Tacoma Rainiers in November announced that beginning in 2018, Sounders FC 2's previously-announced transition to Tacoma is accelerating, allowing S2 to play its home matches at Cheney Stadium, while progress continues toward a new soccer-specific facility. Earlier in 2017, the two clubs reached a historic agreement to build a 5,000-seat facility in Central Tacoma on the footprint of Cheney Stadium. While that process moves forward, South Sound soccer fans are now able to see their USL side play in Tacoma several seasons ahead of schedule.

The announcement was revealed at Doyle's Public House in North Tacoma – a soccer stronghold of the South Sound – and was made by a panel consisting of Rainiers President Aaron Artman, Sounders FC General Manager & President of Soccer Garth Lagerwey, Tacoma Mayor Marilyn Strickland, Tacoma City Councilmember Ryan Mello, former United States Congressman Norm Dicks, in addition to Sounders Community Trust President Kyle Boyd.

"Our organization was already thrilled to be moving ahead with the Rainiers and the City of Tacoma on the new stadium project, but when we learned of the opportunity to begin playing USL games as soon as 2018 in a facility like Cheney Stadium, we embraced the chance," Sounders FC Owner Adrian Hanauer said. "From Rainiers leadership to the many civic officials in Tacoma that are working hard to deliver professional soccer to their city, we're humbled to have such willing partners in this effort. As soon as next season, fans can enjoy a first-class experience at Cheney, allowing the club to make a tangible connection to the City of Tacoma earlier than expected."

"We are so proud to bring another professional sports franchise to Tacoma," Artman said. "To partner with the top soccer organization in the country, the Sounders, adds a layer of passion and prestige to the project, fueled by a vibrant South Sound base of supporters. We are excited to deliver a fantastic USL experience with S2 at Cheney in 2018 and 2019, while keeping our focus on delivering a world class soccer specific stadium by 2020."

Originally announced in May of 2017, the partnership brings together two of the Northwest's premier professional sports organizations to reach a first-of-its-kind relationship in USL within the same regional market. The Tacoma Rainiers are an award-winning franchise that has been a staple of the South Sound community for over 50 years, operating as the top affiliate of Major League Baseball's Seattle Mariners. They will operate the business side of the new era of the USL club, taking advantage of the decades of experience operating a professional organization in the Tacoma market, while Sounders FC is set to maintain leadership over soccer operations and sporting infrastructure. With key details coming together – including a name for the organization that is representative of its new home – it was announced today that much like the naming of the Sounders FC First Team, Tacoma fans will have influence over the identity of their new club. Details for that process are forthcoming, with the team to play under the S2 brand in the near-term during this transition.



"From kids to adults of all ages, Tacoma is a city that loves sports," said Mayor Strickland. "Our baseball and soccer fans now have an opportunity to see professional soccer and baseball right here at home in facilities that the City of Tacoma and Metro Parks have developed with a true community partnership. Tacoma is the best kept secret on the West Coast and I am thrilled for the City we all love – Tacoma."

"Make no mistake about it, today's announcement is a big win for Tacoma," Councilmember Mello said. "We will now have another significant regional attraction to draw people to Tacoma. That is good for the economy and it will add local jobs and commerce. However, it also improves our overall quality of life by adding another affordable attraction for our community's youth and families."

As previously announced, Sounders FC's soccer operations are set to remain at Starfire Sports, the club's Tukwila-based training ground. The First Team, S2 and Sounders FC Academy will all continue to train at Starfire under watchful eye of the club's technical staff led by General Manager & President of Soccer Garth Lagerwey. Both Cheney

Stadium and the eventual new facility provide a first-class matchday experience for the rebranded S2 side, and gives the organization an opportunity to call-up players from Tacoma, mirroring the Mariners' relationship with the Rainiers. Additionally, Sounders FC is currently engaged with the Sounders Community Trust (SCT) – a charitable, fan and supporter-managed, non-profit organization that maintains a 20-percent interest of Sounders FC 2 – about next steps in Tacoma.

"The trajectory of soccer in the Puget Sound region continues to exceed our expectations," said Lagerwey. "Tacoma's willingness as a city to embrace our USL club and the Rainiers' nuanced experience within their marketplace have made this immediate transition to Cheney Stadium an exciting and obvious move. We continue to have incredible partners at the City of Tukwila, where all of our athletes train, and the synergy across the entire region continues to give our club a competitive advantage. Today's news solidifies the club's vision of having players begin their time with us at Starfire Sports within the Academy, then moving up to the USL team with matches in Tacoma, before finally getting the call-up to the First Team at CenturyLink Field – all while playing within the greater Puget Sound soccer community."

"The Sounders Community Trust is thrilled about the opportunities this new venture provides our member base," said Boyd. "It's the beginning of a new era not just for S2, but for the SCT as well. We've been working with the Rainiers directly on the move and they're actively seeking our input. It's exciting to see the footprint of the Sounders expand to be more representative of the entire Puget Sound Region and it's an opportunity for us to be more representative of its voice."

Said former Congressman Norm Dicks, "I want to urge Metro Parks and the City of Tacoma to fully embrace this extraordinary opportunity to have the nation's premier soccer franchise, the Sounders S2 team, play at Cheney Stadium. Let's put 253 soccer and baseball on the map by building a community 5,000-seat soccer stadium in partnership with our Tacoma Rainiers. You can count me as all in."



FRONT
OFFICE

CHENEY
STADIUM

COACHES/STAFF

2018
RAINIERS

2017 SEASON
REVIEW

OPPONENTS

HISTORY &
RECORDS

MEDIA &
MISC.



COACHES / STAFF



PAT LISTACH

BORN: 09/12/1967 - NATCHITOCHES, LA
RESIDES: SPRING, TX
NAMED MANAGER: JANUARY 12, 2015 (4TH SEASON)

MANAGER

BATTED:
SWITCH

THREW:
RIGHT

LISTACH'S CAREER SUMMARY

COACHING CAREER HIGHLIGHTS:

- Entering his fourth season in the Mariners organization...second stint as a manager in the PCL.
- Won the 2016 PCL Pacific Northern Division with Tacoma, the club's first division title since 2010.
- Began professional coaching career in the Chicago Cubs organization in 2000 serving as the hitting coach for Single-A Lansing...served as the hitting coach for Triple-A Iowa for five years from 2001-05.
- Made managerial debut with Triple-A Iowa in 2002...managed Double-A West Tennessee Diamond Jaxx in 2006, Double-A Tennessee Smokies in 2007, and Iowa in 2008.
- Named PCL Manager of the Year while with the Iowa Cubs in 2008...led team to an 83-59 record and a playoff berth.
- Led 2008 Iowa Cubs squad to a first place finish in the PCL American Northern division...team hit .294 (1412x4797), the third best mark in the league.
- Made MLB coaching debut with the Washington Nationals in 2009, serving as their third-base coach for two seasons.
- Returned to the Chicago organization in 2011 as the Cubs bench coach...became third-base coach in 2012.
- Served as the minor league infield coordinator for the Los Angeles Dodgers system during the 2013 season.
- Hired as the first-base coach for the Houston Astros for the 2014 season.

PLAYING CAREER HIGHLIGHTS:

- Originally drafted by the Mariners in the 23rd round (578 ovr.) of the 1987 draft out of McLennan College.
- Drafted by the Milwaukee Brewers in the fifth round of the 1988 draft (133 ovr.) out of Arizona State University.
- Named 1992 American League Rookie of the Year after hitting .290/.352/.349 in 579 AB (168x579) with 19 2B, 6 3B, HR, 47 RBI, 54 SB, and 55 BB.

LISTACH'S CAREER MANAGERIAL RECORD

YEAR	TEAM	LEAGUE	REC.	PCT.	FINISH	ORGANIZATION
2002	Iowa	Pacific Coast League	27-28	.491	--	Chicago Cubs
2006	West Tennessee	Southern League	75-65	.536	2nd	Chicago Cubs
2007	West Tennessee	Southern League	73-65	.529	2nd	Chicago Cubs
2008	Iowa	Pacific Coast League	83-59	.585	1st	Chicago Cubs
2015	Tacoma	Pacific Coast League	68-76	.472	4th	Seattle Mariners
2016	Tacoma	Pacific Coast League	81-62	.566	1st	Seattle Mariners
2017	Tacoma	Pacific Coast League	66-76	.465	3rd	Seattle Mariners
Career Totals			473-431	.523		

LISTACH'S CAREER PLAYING RECORD

Year	Team	LG	AVG	G	AB	R	H	2B	3B	HR	RBI	BB	SO	SB	CS	OBP	SLG	SF	SAC	HP
1988	Beloit	MIDW	.240	53	200	40	48	5	1	1	18	18	20	0	9	.319	.290	2	4	6
1989	Stockton	CALL	.229	132	480	73	110	11	4	2	34	58	106	37	19	.317	.281	1	7	4
1990	Stockton	CALL	.272	139	503	116	137	21	6	2	39	105	122	78	28	.403	.350	1	3	6
1991	El Paso	TL	.253	49	186	40	47	5	2	0	13	25	56	14	2	.356	.301	0	2	5
	Denver	AA	.252	89	286	51	72	10	4	1	31	45	66	23	8	.349	.325	4	3	0
1992	MILWAUKEE	AL	.290	149	579	93	168	19	6	1	47	55	124	54	18	.352	.349	2	12	1
1993	Beloit	MIDW	.250	4	12	2	3	0	0	0	1	1	2	2	0	.400	.250	0	0	1
	MILWAUKEE	AL	.244	98	356	50	87	15	1	3	30	37	70	18	9	.319	.317	2	5	3
1994	New Orleans	AA	.400	2	5	1	2	0	0	0	0	0	0	0	0	.400	.400	0	0	0
	MILWAUKEE	AL	.296	16	54	8	16	3	0	0	2	3	8	2	1	.333	.352	0	0	0
1995	MILWAUKEE	AL	.219	101	334	35	73	8	2	0	25	25	61	13	3	.276	.254	1	7	2
1996	Beloit	MIDW	.400	1	5	2	2	0	0	0	0	0	1	0	0	.400	.400	0	0	0
	MILWAUKEE	AL	.240	87	317	51	76	16	2	1	33	36	51	25	5	.317	.312	2	6	1
1997	Buffalo	AA	.260	25	73	3	19	1	1	0	2	12	10	6	3	.375	.301	1	0	2
	HOUSTON	NL	.182	52	132	13	24	2	2	0	6	11	24	4	2	.247	.227	2	5	1
1998	Buffalo	IL	.216	33	102	23	22	3	2	0	11	9	22	3	1	.292	.284	0	0	2
	Scranton	IL	.221	55	204	27	45	5	2	1	12	23	47	14	4	.306	.279	0	4	2
Major League Totals			.251	503	1772	250	444	63	13	5	143	167	338	116	38	.316	.309	9	35	8
Minor League Totals			.247	582	2056	378	507	61	22	7	161	296	452	197	74	.348	.308	9	23	28



LANCE PAINTER

BORN: 07/21/1967 - BEDFORD, UNITED KINGDOM
RESIDES: GILBERT, AZ
WITH TACOMA: THIRD SEASON (2016)

PITCHING COACH

BATTED:
LEFT

THREW:
LEFT

PAINTER'S CAREER SUMMARY

COACHING CAREER HIGHLIGHTS:

- Entering 12th season coaching in the Seattle organization...has served as the pitching coach for Single-A Wisconsin (2006-07), Advanced-A High Desert (2008, 2013), Single-A Clinton (2009), Double-A Jackson (2010-12, 2014-15), and Tacoma (2016-present).
- Led Tacoma pitching staff in 2017 as they led the Pacific Coast League with 13 shutouts...best single-season mark for the club since 2005 (17).
- Oversaw Rainiers pitching staff in 2016 that posted a team ERA of 3.92 (553ERx1269.0IP), the third best mark in the Pacific Coast League and the franchise's best single-season team ERA since 2001.
- Named to the all-star team for the 1993 Triple-A All-Star Game, but did not play.
- Served as pitching coach for the Great Britain national team during the 2005 European Baseball Championships...GB finished seventh.

PLAYING CAREER HIGHLIGHTS:

- Played professionally for 13 years, including 10 seasons in the Major Leagues.
- Logged time in the Majors with Colorado (1993-96), St. Louis (1997-99, 2003), Milwaukee (2001), and Toronto (2000-01).
- Made appearances in 314 ML games, posting a 25-18 record and a 5.24 ERA (262ERx450.0IP).

PERSONAL:

- Wife, Kelly...daughters, Jordan and Madison...son, Jake.
- Attended the University of Wisconsin.
- Born in England and became naturalized U.S. citizen in 1994.
- Selected by San Diego in the 15th round of the 1990 draft.

PAINTER'S CAREER PITCHING RECORD

Year	Team	LG	W-L	ERA	G	GS	CG	SHO	SV	IP	H	R	ER	HR	HB	BB	SO	WP	BK
1990	Spokane	NORW	7-3	1.51	23	1	0	0	3	71.2	45	18	12	4	2	15	104	3	3
1991	Waterloo	MIDW	14-8	2.30	28	28	7	4	0	200.0	162	64	51	14	2	57	201	3	1
1992	Wichita	TL	10-5	3.53	27	27	1	1	0	163.1	138	74	64	11	10	55	137	6	3
1993	Col. Springs	PCL	9-7	4.30	23	22	4	1	0	138.0	165	90	66	10	5	44	91	6	2
	COLORADO	NL	2-2	6.00	10	6	1	0	0	39.0	52	26	26	5	0	9	16	2	0
1994	Col. Springs	PCL	4-3	4.79	13	13	1	0	0	71.1	83	42	38	5	5	28	59	3	0
	COLORADO	NL	4-6	6.11	15	14	0	0	0	73.2	91	51	50	9	1	26	41	3	1
1995	Col. Springs	PCL	0-3	5.96	11	4	0	0	0	25.2	32	20	17	3	1	11	12	0	1
	COLORADO	NL	3-0	4.37	33	1	0	0	1	45.1	55	23	22	9	2	10	36	4	1
1996	COLORADO	NL	4-2	5.86	34	1	0	0	0	50.2	56	37	33	12	3	25	48	1	0
1997	Louisville	AA	1-0	5.23	18	2	0	0	0	20.2	18	14	12	2	1	4	22	0	1
	ST. LOUIS	NL	1-1	4.76	14	0	0	0	0	17.0	13	9	9	1	0	8	11	0	0
1998	ST. LOUIS	NL	4-0	3.99	65	0	0	0	1	47.1	42	24	21	5	4	28	39	2	0
1999	Arkansas	TL	0-0	0.00	1	1	0	0	0	2.0	1	0	0	0	0	0	4	0	0
	ST. LOUIS	NL	4-5	4.83	56	4	0	0	1	63.1	63	37	34	6	2	25	56	4	0
2000	Dunedin	FLOR	0-0	0.00	1	1	0	0	0	1.0	0	0	0	0	0	0	0	0	0
	TORONTO	AL	2-0	4.72	42	2	0	0	0	66.2	69	37	35	9	2	22	53	4	0
2001	Dunedin	FLOR	1-1	0.96	5	1	0	0	0	9.1	10	1	1	0	0	1	10	1	0
	Indianapolis	IL	0-0	5.00	8	0	0	0	0	9.0	10	5	5	3	0	6	7	0	0
	TORONTO	AL	0-1	7.85	10	0	0	0	0	18.1	27	17	16	4	1	11	14	0	0
	MILWAUKEE	NL	1-0	4.22	13	0	0	0	0	10.2	11	5	5	3	0	7	6	0	0
2003	Palm Beach	FLOR	0-0	0.00	1	1	0	0	0	1.0	0	0	0	0	0	0	1	0	0
	Memphis	PCL	0-0	0.00	3	0	0	0	0	3.0	2	0	0	0	0	0	1	0	0
	ST. LOUIS	NL	0-1	5.50	22	0	0	0	0	18.0	17	12	11	3	0	7	11	0	0
	Major Lg Totals		25-18	5.24	314	28	1	0	3	450.0	496	278	262	66	15	178	331	20	2
	Minor Lg Totals		46-30	3.34	162	101	13	6	3	716.0	666	328	266	52	26	221	649	22	11

FRONT OFFICE

CHENEY STADIUM

COACHES/STAFF

2018 RAINIERS

2017 SEASON REVIEW

OPPONENTS

HISTORY & RECORDS

MEDIA & MISC.



DAVE BERG

BORN: 09/13/1970 - ROSEVILLE, CA
RESIDES: ROANOKE, TX
WITH TACOMA: SECOND SEASON (2017)

HITTING COACH

BATTED:
RIGHT

THREW:
RIGHT

BERG'S CAREER SUMMARY

COACHING CAREER HIGHLIGHTS:

- Enters second season coaching in the Mariners organization after previously spending seven seasons with the Miami Marlins system.
- Managed the Double-A Jacksonville Suns from 2015-16, putting together a record of 120-157 (.433).
- Spent two seasons managing the Single-A Greensboro Grasshoppers in 2012 and 2014...led the 2012 Grasshoppers to a record of 80-59 (.576) on the way to the South Atlantic League Championship Series.
- Registered a year as the Marlins Minor League Infield Coordinator in 2013.
- Led the short-season Jamestown Jammers to a 78-72 (.520) overall record across two seasons managing the club from 2010-11.

PLAYING CAREER HIGHLIGHTS:

- Played professionally for 14 years, including parts or all of seven Major League seasons.
- Tallied Major League time with Florida (1998-2001) and Toronto (2002-04).
- Over time with Florida and Toronto, posted a career batting average of .269 (430x1600) with 190 R, 91 2B, 6 3B, 21 HR, and 163 RBI.
- Posted a career minor league batting line of .288 (698x2421) with 408 R, 141 2B, 22 3B, 37 HR, and 302 RBI.
- Became the lowest-ever Marlins draft pick to make the Major Leagues.

PERSONAL:

- Currently resides in Roanoke, TX.
- Selected by Florida in the 38th round of the 1993 draft.
- Attended Sacramento City College and the University of Miami.

BERG'S CAREER PLAYING RECORD

Year	Team	LG	AVG	G	AB	R	H	2B	3B	HR	RBI	BB	SO	SB	CS	OBP	SLG	SF	SAC	HP
1993	Elmira	NYPL	.263	75	281	37	74	13	1	4	28	34	37	7	4	.356	.359	3	4	8
1994	Kane County	MIDW	.268	121	437	80	117	27	8	9	53	54	80	8	6	.354	.428	6	15	8
1995	Brev. County	FLOR	.298	114	382	71	114	18	1	3	39	68	61	9	4	.407	.374	9	7	8
1996	Portland	EL	.302	109	414	64	125	28	5	9	73	42	60	17	7	.368	.459	6	8	5
1997	Charlotte	IL	.295	117	424	76	125	26	6	9	47	55	71	16	7	.377	.448	3	10	3
1998	FLORIDA	NL	.313	81	182	18	57	11	0	2	21	26	46	3	0	.393	.407	3	4	0
1999	FLORIDA	NL	.286	109	304	42	87	18	1	3	25	27	59	2	2	.348	.382	0	3	2
2000	Brev. County	FLOR	.273	3	11	2	3	0	0	0	2	1	3	0	1	.385	.273	0	0	1
	FLORIDA	NL	.252	82	210	23	53	14	1	1	21	25	46	3	0	.340	.343	4	1	5
2001	FLORIDA	NL	.242	82	215	26	52	12	1	4	16	14	39	0	1	.292	.363	2	2	2
2002	TORONTO	AL	.270	109	374	42	101	26	2	4	39	26	57	0	2	.322	.382	5	4	5
2003	Syracuse	IL	.250	6	20	3	5	1	0	0	0	1	2	0	0	.318	.300	0	0	1
	TORONTO	AL	.255	61	161	26	41	6	1	4	18	11	34	0	1	.301	.379	1	1	0
2004	TORONTO	AL	.253	58	154	13	39	4	0	3	23	4	27	0	1	.278	.338	2	0	2
2005	Pawtucket	IL	.306	112	425	73	130	28	1	3	60	63	67	1	0	.393	.398	9	0	4
2006	Oklahoma	PCL	.185	8	27	2	5	0	0	0	0	2	5	0	0	.241	.185	0	1	0
Major Lg Totals			.269	582	1600	190	430	91	6	21	163	133	308	8	7	.328	.373	17	15	16
Minor Lg Totals			.288	665	2421	408	698	141	22	37	302	320	386	58	29	.375	.411	36	45	38

FRONT
OFFICE

CHENEY
STADIUM

COACHES/
STAFF

2018
RAINIERS

2017 SEASON
REVIEW


OPPONENTS

HISTORY &
RECORDS

MEDIA &
MISC.



2018 TACOMA RAINIERS





DAN ALTAVILLA

RHP

BORN: 09/08/1992 in McKeesport, PA
RESIDES: McKeesport, PA

ACQUIRED: SELECTED BY SEATTLE IN THE FIFTH ROUND OF THE 2014 DRAFT.

HEIGHT: 5' 11" **WEIGHT:** 200 **BATS:** RIGHT **THROWS:** RIGHT **AGE:** 25
AS OF OPENING DAY 2018

ALTAVILLA'S CAREER SUMMARY

Single-Game Career High...	IP	H	R	ER	HR	K	BB
	9.0	9	7	6	3	9 (2x)	5
	7/12/15	8/23/15	7/7/15	7/29/15	6/17/17	6/4/15	5/19/15

2017:

- Divided the season between Tacoma (20 G) and Seattle (41 G)...combined to go 3-1 with six saves and a 3.34 ERA (26ERx70.0IP).
- Opened the year with Seattle and spent five stints of time with the Mariners...went 1-1 with a 4.24 ERA (22ERx46.2IP) over 41 relief outings.
- Earned first career Major League win on April 6 at Houston (1.0,1,0,0,0,3)...suffered first ML loss on April 12 against Houston (1.0,4,3,3,1,0).
- Closed out the season with a 1.50 ERA (2ERx12.0IP) over final 10 outings in Seattle.
- Across 20 games with Tacoma, went 2-0 with six saves and a 1.54 ERA (4ERx23.1IP).
- Earned the save in four straight outings from July 20-28...allowed just two hits and surrendered no runs over that stretch while striking out six.
- Made 10 appearances at Cheney Stadium, going 2-0 with three saves and a 0.00 ERA (0ERx11.2IP)...struck out 20.

2016:

- Split time between Double-A Jackson (43 G) and Seattle (15 G)...combined to go 7-3 with 16 saves and a 1.70 ERA (13ERx69.0IP).
- Named a Southern League Mid-Season All-Star with Jackson...pitched 0.2 innings in the ASG, allowing no hits...went 4-1 with eight saves and a 2.28 ERA (7ERx27.2IP) over 22 games in the first half.
- Finished the year leading Southern League qualified relief pitchers (min. 0.4 IP/league games) in fewest baserunners/9 IP ratio at 10.32...ranked second among same group in lowest batting average (second, .196/40x204) and strikeouts/9 IP ratio (fifth, 10.32)...16 saves ranked tied for fourth in the Southern League.
- Selected by Seattle on Aug. 27 and made Major League debut that same day against Chicago (AL) in relief (1.0,0,0,0,0,1).
- Finished the year with the Mariners, posting a 0.73 ERA (1ERx12.1IP) over 15 games while not factoring into any decisions.
- Did not allow a run over final 10 games of the season, spanning 9.1 IP.
- Held opposing hitters to a combined .205 (51x249) batting average across time with Jackson and Seattle...right-hander batters hit .179 (24x134), while lefties hit .235 (27x115).

2015:

- Spent a full season with Advanced-A Bakersfield (28 GS)...posted a 6-12 record with 134 strikeouts and a 4.07 ERA (67ERx148.1IP).
- Completed the year ranked among the California League leaders in games started (first, 28), shutouts (tied-first, 1), opponent batting average (second, .246/138x560), innings pitched (fourth, 148.1), strikeouts (fourth, 134), and ERA (sixth, 4.07).
- Earned California League Postseason All-Star honors with the Blaze.
- Tossed first career complete game shutout on July 12 at Visalia (9.0,7,0,0,2,6).
- Tied career-high with nine strikeouts on June 4 against Visalia (7.0,5,2,2,1,9,HR).
- Held opposing hitters to a .246 (138x560) batting average...right-hander batters hit .254 (77x303), while lefties hit .237 (61x257).
- Logged a 1-6 record and 5.16 ERA (35ERx61.0IP) at home in Bakersfield, and a 5-6 record with a 3.30 ERA (32ERx87.1IP) on the road.
- Turned in 11 quality starts (6.0+ inning pitched, three or fewer ER) in 28 games...held opponents without an earned run in three separate starts.

2014:

- Began professional career with rookie-level Everett (14 GS), posting a 5-3 record with 66 strikeouts and a 4.36 ERA (32ERx66.0IP).
- Made professional debut on June 17 against Hillsboro (3.0,3,2,2,2,3).
- Earned first career win on July 25 against Boise (6.0,4,1,1,2,5,HR).

FRONT OFFICE

CHENEY STADIUM

COACHES/STAFF

2018 RAINIERS

2017 SEASON REVIEW

OPPONENTS

HISTORY & RECORDS

MEDIA & MISC.

ALTAVILLA (CONTINUED)

2014 (continued):

- Finished the year ranked third among qualified starting pitchers (min. 0.8 IP/league games) in strikeout/9 IP ratio (9.00).
- Earned the win in five consecutive starts from July 25 – Aug. 18...posted a 3.72 ERA (12ERx29.0IP) over that span while liming hitters to a .248 (26x105) batting average.
- Limited opposing hitters to a .288 (74x257) batting average...right-handed batters hit .285 (41x144), while lefties hit .292 (33x113).

Personal:

- Daniel Altavilla (all-tuh-VIL-uh).
- Graduated from Elizabeth Forward (PA) High School in 2011.
- Attended Mercyhurst (PA) College from 2011-14...won inaugural Brett Tomko Award, given to the NCAA Division II Most Outstanding Pitcher...named the 2014 ABCA/Rawlings Division II Pitcher of the Year.
- Became highest drafted player in Mercyhurst history...highest drafted player in 2014 not from a Division I program.

ALTAVILLA'S CAREER PITCHING RECORD

Year	Team	LG	W-L	ERA	G	GS	CG	SHO	SV	IP	H	R	ER	HR	HB	BB	SO	WP	BK
2014	Everett	NOR	5-3	4.36	14	14	0	0	0	66.0	74	36	32	7	4	32	66	4	0
2015	Bakersfield	CAL	6-12	4.07	28	28	1	1	0	148.1	138	82	67	11	7	53	134	13	2
2016	Jackson	SOU	7-3	1.91	43	0	0	0	16	56.2	40	15	12	3	3	22	65	2	0
	SEATTLE	AL	0-0	0.73	15	0	0	0	0	12.1	11	1	1	0	1	10	1	0	
2017	Tacoma	PCL	2-0	1.54	20	0	0	0	6	23.1	17	4	4	1	1	15	36	2	0
	SEATTLE	AL	1-1	4.24	41	0	0	0	0	46.2	43	27	22	9	1	20	52	9	0
Minor Lg Totals			20-18	3.52	105	42	1	1	22	294.1	269	137	115	22	15	122	301	21	2
Major Lg Totals			1-1	3.51	56	0	0	0	0	59.0	54	28	23	9	2	21	62	10	0

TACOMA MANAGERS (1960-PRESENT)

YEAR	MANAGER	TEAM	W-L	PCT.
1978	Mike Ferraro	Yankees	80-57	.584
1960-1962	Red Davis	Giants	259-203	.561
1981-1982, 1984	Ed Nottle	Tigers	231-191	.547
1971	Jim Marshall	Cubs	78-65	.545
2001-2005	Dan Rohn	Rainiers	375-340	.524
1974-1976	Cal Ermer	Twins	224-204	.523
1977	Tom Kelly	Twins	28-26	.519
1996-2000	Dave Myers	Rainiers	366-343	.516
2014	Roy Howell	Rainiers	74-70	.514
2006	Dave Brundage	Rainiers	74-70	.514
1965	Bill Werle	Giants	75-72	.510
2013	John Stearns	Rainiers	59-58	.504
1985-1987	Keith Leippman	Tigers	216-213	.503
2007-2013	Daren Brown	Rainiers	433-429	.502
1979-1980	Gene Dusan	Tugs/Tigers	148-147	.502
2015-Present	Pat Listach	Rainiers	215-214	.501
1963	Andy Gilbert	Giants	79-79	.500
1988-1990	Brad Fischer	Tigers	214-215	.499
1995	Steve Smith	Rainiers	68-76	.472
1964	Charlie Fox	Giants	73-82	.471
2010	Jose Castro	Rainiers	13-15	.464
1991	Jeff Newman	Tigers	63-73	.463
1967-1970	Whitey Lockman	Cubs	269-316	.460
1983	Bob Didier	Tigers	65-77	.458
1973	Kerby Ferrell	Twins	65-79	.451
1977	Del Wilbur	Twins	40-49	.449
1972	Harry Warner	Twins	65-83	.439
1992-1993	Bob Boone	Tigers	125-161	.437
1994	Casey Parsons	Tigers	61-81	.430
1966	Les Peden	Cubs	63-85	.426



JOHN ANDREOLI

OF

BORN: 06/09/1990 IN WORCHESTER, MA
RESIDES: SHREWSBURY, MA

ACQUIRED: SIGNED AS A MINOR LEAGUE FREE AGENT ON JAN. 16, 2018.

DRAFTED: SELECTED BY CHICAGO-NL IN THE 17TH ROUND OF THE 2011 DRAFT.

HEIGHT: 6' 1" **WEIGHT:** 210 **BATS:** RIGHT **THROWS:** RIGHT **AGE:** 27

AS OF OPENING DAY 2018

ANDREOLI'S CAREER SUMMARY

Single-Game Career High...	R	H	2B	3B	HR	RBI	SB
	4 (4x)	4 (2x)	2 (9x)	2 (2x)	2 (4x)	4 (4x)	3 (5x)
	7/18/17	7/18/17	8/8/17	4/28/15	8/1/17	7/6/17	8/16/17

2017:

- Spent third consecutive full season with Triple-A Iowa (119 G)...hit .244 (105x430) with 81 R, 24 2B, 8 3B, 14 HR, 49 RBI, and 26 SB.
- Finished the year tied for first in the PCL with 26 stolen bases (also: Rafael Ortega, ELP; Kyle Wren, COS).
- Led the Cubs in runs (81), triples (8), home runs (14), and total bases (187)...ranked second on the team with 65 walks.
- Logged 24 multi-hit outings, including seven three-hit games and a season-best four-hit performance on July 18 against Nashville (4x6, 4 R, 2B, 3B, 2 RBI).
- Posted a season-best eight-game hitting streak from May 8-16...hit .316 (12x38) with 7 R, 3 2B, HR, and 5 RBI during that stretch.
- Hit .315 (28x89) against left-handed pitchers, while hitting .226 (77x341) against righties.
- Registered a .329 (28x85) batting average with 24 R, 12 XBH, and 13 RBI across 22 games in July.

2016:

- Played in 140 games with Triple-A Iowa, hitting .256 (130x507) with 96 R, 21 2B, 7 3B, 12 HR, 61 RBI, and 43 SB...posted career-high marks in runs and RBI.
- Finished the year ranked among the top five players in the PCL in games (first, 140), stolen bases (first, 43), walks (second, 94), runs scored (third, 96), strikeouts (third, 162), and at-bats (fourth, 507).
- Reached base safely via hit or walk in 111-of-140 (79.3%) of games.
- Hit .286 (54x189) with 36 R, 9 2B, 1 3B, 1 HR, and 23 RBI after the all-star break...hit just .239 (76x318) with 60 R, 12 2B, 6 3B, 11 HR, and 38 RBI prior to the break.
- Played all three outfield positions on defense, spending time at center field (56 G), right field (45 G), and left field (38 G).
- Named to MLB.com Organizational All-Star team.

2015:

- Registered a full season with Triple-A Iowa (106 G), hitting .277 (105x379) with 72 R, 20 2B, 6 3B, 5 HR, 32 RBI, and 33 SB.
- Finished the season ranked second in the PCL with 33 stolen bases (first: Jonathan Villar, FRE, 35).
- Posted a .295 (57x193) batting average while on the road in the PCL, while hitting .258 (48x186) at home.
- Hit .318 (21x66) with 13 R, 4 2B, 1 3B, 1 HR, and 6 RBI across 19 games in May.
- Spent time on the Iowa disabled list twice...May 26 - June 5 with a groin injury...July 8-27.
- Led the Cubs with 55 walks.

2014:

- Played all year with Double-A Tennessee (61 G)...hit .211 (44x209) with 37 R, 4 2B, 2 3B, 8 RBI, and 28 SB.
- Placed on the Smokies disabled list on June 15 (retro: June 11), and spent the remainder of the season on the DL (activated Sept. 20).
- Reached base safely via hit or walk in 32 consecutive games from April 6 - May 11...hit .314 (33x105) with 29 R, 4 2B, 2 3B, 7 RBI, and 23 BB over that stretch.
- Opened the year hitting .297 (22x74) with 15 R, 4 2B, 2 3B, and 5 RBI across 24 games in April.

2013:

- Divided time between Advanced-A Daytona (68 G) and Double-A Tennessee (59 G)...combined to hit .305 (142x465) with 74 R, 23 2B, 8 3B, 2 HR, 44 RBI, and 40 SB...set career-high mark in hits.
- Opened the year with Daytona and hit .318 (84x264) with 43 R, 11 2B, 6 3B, 25 RBI, and 23 SB across 68 games.
- Earned Florida State League Mid-Season All-Star honors...started in center field and went 0-for-4 with 1 RBI in the Florida State League All-Star Game.
- Transferred to Tennessee on June 28 and finished the season with 59 games for the Smokies, hitting .289 (58x201) with 31 R, 12 2B, 2 3B, 2 HR, 19 RBI, and 17 SB.
- Named to MLB.com Organizational All-Star team.

FRONT OFFICE

CHENEY STADIUM

COACHES/STAFF

2018 RAINIERS

2017 SEASON REVIEW

OPPONENTS

HISTORY & RECORDS

MEDIA & MISC.

ANDREOLI (CONTINUED)

2012:

- Worked a full season with Advanced-A Daytona (121 G) in second professional season...hit .289 (119x412) with 68 R, 17 2B, 8 3B, 1 HR, 25 RBI, and 55 SB...set career-high mark in stolen bases.
- Finished the season leading the Florida State League with 55 stolen bases and 75 walks...also ranked third in on-base percentage (.402).
- Reached base safely in 27 consecutive games from July 18 – August 22, the second-longest on-base streak in the league...hit .301 (28x93) and posted a .444 OBP with 19 R, 2 2B, 2 3B, 6 RBI, and 21 BB over that span.
- Led Daytona club in games (121), runs (68), walks (75), and stolen bases (55)...ranked second on the team in hits (119) and triples (8).
- Earned a spot on the Florida State League Post-Season All-Star team.
- Named to MiLB.com Organizational All-Star team following the season.

2011:

- Began professional career splitting time between rookie-level AZL Cubs (2 G) and Single-A Peoria (8 G)...hit a combined .176 (6x34) with 4 R, 1 RBI, and 3 SB.
- Made first pro appearance with AZL Cubs on August 17 against AZL Athletics, going 2-for-3 with one run and one walk.
- On the Peoria disabled list from August 31 – September 9 with abdominal pain.

Personal:

- John Francis Andreoli.
- Attended the University of Connecticut from 2009-11...across three seasons, hit .340 (176x518) with 97 R, 18 2B, 4 3B, 2 HR, 80 RBI, and 49 SB...finished the 2010 season ranked 9th in the country among Division I players with eight sac flies.
- Cousin of Boston Red Sox pitcher Daniel Bard.

ANDREOLI'S CAREER PLAYING RECORD

Year	Team	LG	AVG	G	AB	R	H	2B	3B	HR	RBI	BB	SO	SB	CS	OBP	SLG	SF	SAC	HP
2011	AZL Cubs	AZL	.429	2	7	1	3	0	0	0	0	1	0	1	0	.500	.429	0	0	0
	Peoria	MID	.111	8	27	3	3	0	0	0	1	3	6	2	0	.200	.111	0	0	0
2012	Daytona	FSL	.289	121	412	68	119	17	8	1	25	75	89	55	20	.402	.376	2	3	4
2013	Daytona	FSL	.318	68	264	43	84	11	6	0	25	34	57	23	3	.394	.405	3	1	1
	Tennessee	SOU	.289	59	201	31	58	12	2	2	19	21	38	17	2	.358	.398	2	0	2
2014	Tennessee	SOU	.211	61	209	37	44	4	2	0	8	34	49	28	2	.329	.249	2	3	4
2015	Iowa	PCL	.277	106	379	72	105	20	6	5	32	55	97	33	8	.372	.401	1	10	3
2016	Iowa	PCL	.256	140	507	96	130	21	7	12	61	94	162	43	12	.374	.396	7	4	5
2017	Iowa	PCL	.244	119	430	81	105	24	8	14	49	65	138	26	10	.348	.435	1	5	4
Minor Lg Totals				.267	684	2436	432	651	109	39	34	220	382	636	228	.369	.386	18	26	23



ANDREW APLIN

OF

BORN: 03/21/1991 IN VALLEJO, CA
RESIDES: SUISUN CITY, CA

ACQUIRED: IN A TRADE WITH HOUSTON IN EXCHANGE FOR A PLAYER TO BE NAMED LATER ON MAY 24, 2017.

DRAFTED: SELECTED BY HOUSTON IN THE 5TH ROUND OF THE 2012 DRAFT.

HEIGHT: 6' 0" **WEIGHT:** 204 **BATS:** LEFT **THROWS:** LEFT **AGE:** 27

AS OF OPENING DAY 2018

APLIN'S CAREER SUMMARY

Single-Game

Career High...	R	H	2B	3B	HR	RBI	SB
	4	4 (4x)	2 (4x)	2 (2x)	2	5 (3x)	3
	8/7/12	7/27/15	8/12/16	5/16/15	6/26/14	6/30/13	7/11/15

2017:

- Split the season between Triple-A Fresno (30 G) and Tacoma (47 G), while also logging a brief rehab stint with AZL Mariners (2 G)...combined to hit .247 (58x235) with 37 R, 11 2B, 3 3B, 6 HR, 38 RBI, and 5 SB.
- Opened the season with Fresno and hit .250 (21x84) with 14 R, 3 2B, 1 3B, 1 HR, 13 RBI, and 1 SB across 30 games with the Grizzlies.
- Designated for assignment by Houston on May 22...traded from Houston to Seattle on May 24 in exchange for a player to be named later or cash considerations...reported to Tacoma on May 25.
- Over 47 games with Tacoma, hit .243 (36x148) with 21 R, 8 2B, 2 3B, 5 HR, 25 RBI, and 4 SB.
- Posted a 10-game hitting streak from June 18 - July 3...hit .406 (13x32) with 8 R, 3 2B, 3 HR, and 8 RBI over that stretch.
- Designated for assignment by Seattle on June 2...outrighted to Tacoma on June 5.
- Placed on the 10-day disabled list on July 10 with a torn meniscus...activated on August 19.
- Appeared in two rehab games with AZL Mariners August 16-17...hit .333 (1x3) with 2 R.

2016:

- Played a full season with Triple-A Fresno (116 G), hitting .223 (89x399) with 61 R, 15 2B, 4 3B, 5 HR, 32 RBI, and 21 SB.
- Posted 18 multi-hit games, including four three-hit performances...drove in multiple RBI on seven occasions, including two three-RBI outings.
- Logged a season-best seven-game hitting streak from June 20-26...hit .260 (9x35) with 4 R, 2 2B, and 2 RBI over the streak.
- Hit .240 (30x125) against left-handed pitching, while posting a .215 (59x274) average against right-handed pitchers.
- Led all Pacific Coast League outfielders with a .996 fielding percentage, committing just one error in 114 games.
- Recorded a .264 (52x197) batting average with 33 R and 17 RBI across 54 games in May and June.

2015:

- Spent time with Double-A Corpus Christi (31 G) and Triple-A Fresno (74 G)...combined to hit .296 (100x338) with 64 R, 10 2B, 6 3B, 2 HR, 40 RBI, and 32 SB...set career-high mark in stolen bases.
- Opened the year with Fresno and over two stints with the Grizzlies hit .275 (64x233) with 37 R, 7 2B, 2 3B, 2 HR, 28 RBI, and 20 SB.
- Transferred to Corpus Christi on May 16 and played in 31 games for the Hooks, hitting .343 (36x105) with 27 R, 3 2B, 4 3B, 12 RBI, and 12 SB.
- Posted a season-best nine-game hitting streak from May 20-29...hit .441 (15x34) with 9 R, 1 2B, 1 3B, and 3 RBI over that stretch.
- Transferred back to Fresno on June 20 and spent the remainder of the season with the Grizzlies.
- Played 10 games with Tigres del Licey in the Dominican Winter League...hit .278 (10x36) with 4 RBI.

2014:

- Divided time between Double-A Corpus Christi (98 G) and Triple-A Oklahoma City (28 G)...combined to hit .265 (120x452) with 60 R, 14 2B, 2 3B, 6 HR, 65 RBI, and 26 SB.
- Opened the year with Corpus Christi, hitting .267 (95x356) with 49 R, 11 2B, 1 3B, 6 HR, 50 RBI, and 21 SB over 98 games.
- Posted two separate season-high hitting streaks of eight games...April 25 - May 2 hit .452 (14x31)...July 10-17 hit .448 (13x29).
- Named to Texas League Mid-Season All-Star team...entered All-Star Game as a replacement in right field, going 0-for-1.
- Finished the season ranked second in the Texas League with a .379 on-base percentage...ranked third in the league in walks (65) and fifth in lowest PA/K ratio (7.75).
- Spent time on the disabled list from June 17-24.

FRONT OFFICE

CHENEY STADIUM

COACHES/STAFF

2018 RAINIERS

2017 SEASON REVIEW

OPPONENTS

HISTORY & RECORDS

MEDIA & MISC.

APLIN (CONTINUED)

2014 (continued):

- Transferred to Oklahoma City on August 1 and spent the final 28 games of the season with the RedHawks... hit .260 (25x96) with 14 R, 3 2B, 1 3B, 15 RBI, and 5 SB in first taste of Triple-A action.

2013:

- Logged a full season with Advanced-A Lancaster (128 G)...hit .278 (139x500) with 102 R, 32 2B, 7 3B, 9 HR, 107 RBI, and 24 SB...set career-high marks in games, runs, hits, doubles, home runs, and RBI.
- Led the California League with 107 RBI...ranked among the league leaders in runs scored (2nd, 102), walks (2nd, 83), and lowest PA/K ratio (2nd, 9.49).
- Finished the year leading the JetHawks in games (128), at-bats (500), runs (102), RBI (107), and total bases (212)...ranked second on the team in hits (139), doubles (32), triples (7), walks (83), and stolen bases (24).
- Named to California League Mid- and Post-Season All-Star teams...started in center field and hit leadoff in the All-Star Game, going 1-for-3 with a double.
- Tabbed as Cal League Player of the Week for Ma7 20-27...played in seven games and hit .433 (13x30) with 9 R, 5 2B, 2 HR, and 10 RBI during the week.
- Reached base safely via hit or walk in 23 consecutive games from June 12 – July 8...hit .326 (29x89) with 21 walks over that stretch.
- Selected to MiLB.com Organizational All-Star team following the season.

2012:

- Began professional career splitting time between short-season Tri-City (44 G) and Advanced-A Lancaster (24 G)...combined to hit .313 (84x268) with 57 R, 13 2B, 7 3B, 7 HR, 38 RBI, and 24 SB.
- Over 44 games with Tri-City, hit .348 (57x164) with 38 R, 9 2B, 5 3B, 4 HR, 25 RBI, and 20 SB.
- Made pro debut with the ValleyCats on June 18 at Vermont (2x4, 2 R, BB).
- Transferred to Lancaster on August 10 and hit .260 (27x104) with 19 R, 4 2B, 2 3B, 3 HR, 13 RBI, and 4 SB over final 24 games of the season.
- Selected to New York-Penn League Mid-Season All-Star team.
- Named to Topps Short-Season/Rookie All-Star roster.

Personal:

- Andrew Ahym Aplin.
- Played for Arizona State from 2010-12...appeared in 146 games and hit .309 (142x460) with 100 R, 28 2B, 9 3B, 7 HR, 63 RBI, and 18 SB...over three collegiate seasons, struck out just 39 times while drawing 66 walks...ranked the 16th toughest player to strike out in Division I as a junior in 2012, striking out once every 17.7 at-bats.

APLIN'S CAREER PLAYING RECORD

Year	Team	LG	AVG	G	AB	R	H	2B	3B	HR	RBI	BB	SO	SB	CS	OBP	SLG	SF	SAC	HP	
2012	Tri-City	NYP	.348	44	164	38	57	9	5	4	25	24	22	20	7	.441	.537	2	1	5	
	Lancaster	CAL	.260	24	104	19	27	4	2	3	13	4	16	4	3	.287	.423	0	0	0	
2013	Lancaster	CAL	.278	128	500	102	139	32	7	9	107	83	63	24	6	.376	.424	10	3	2	
2014	Corpus Christi	TEX	.267	98	356	49	95	11	1	6	50	65	56	21	8	.379	.354	5	6	2	
	Okl. City	PCL	.260	28	96	14	25	3	1	0	15	15	15	5	3	.348	.313	4	1	0	
2015	Corpus Christi	TEX	.343	31	105	27	36	3	4	0	12	24	13	12	3	.458	.448	2	3	0	
	Fresno	PCL	.275	74	233	37	64	7	2	2	28	45	41	20	7	.392	.348	0	7	0	
2016	Fresno	PCL	.223	116	399	61	89	15	4	5	32	42	98	21	9	.300	.318	0	4	2	
2017	Fresno	PCL	.250	30	84	14	21	3	1	1	13	16	21	1	1	.375	.345	2	1	2	
	AZL Mariners	AZL	.333	2	3	2	1	0	0	0	0	1	0	0	0	.500	.333	0	0	0	
	Tacoma	PCL	.243	47	148	21	36	8	2	5	25	26	32	4	2	.360	.426	0	0	1	
Minor Lg Totals				.269	622	2192	384	590	95	29	35	320	345	377	132	49	.368	.387	25	26	14



TYLER BAKER

C

BORN: 03/08/1993 IN TOPEKA, KS
RESIDES: TOPEKA, KS

ACQUIRED: CLAIMED OFF WAIVERS FROM ARIZONA ON DEC. 14, 2017.

DRAFTED: SELECTED BY ARIZONA IN THE 15TH ROUND OF THE 2014 DRAFT.

HEIGHT: 5' 9" **WEIGHT:** 190 **BATS:** LEFT **THROWS:** RIGHT **AGE:** 25

AS OF OPENING DAY 2018

BAKER'S CAREER SUMMARY

Single-Game

Career High...	R	H	2B	3B	HR	RBI	SB
	3	3 (8x)	2 (3x)	1 (5x)	1 (16x)	3 (5x)	1 (4x)
	6/23/16	7/28/17	7/10/16	8/23/17	8/26/17	8/4/17	8/2/17

2017:

- Split the season between Advanced-A Visalia (61 G) and Single-A Kane County (2 G)...combined to hit .238 (51x214) with 26 R, 11 2B, 1 3B, 6 HR, 15 RBI, and 1 SB...set a career-high mark in hits.
- Opened the year on the disabled list (April 6)...activated and assigned to Kane County on May 18.
- In two games with Kane County, went 1-for-4.
- Transferred to Visalia on May 25 and spent the remainder of the year with the Rawhide...hit .238 (50x210) with 26 R, 11 2B, 1 3B, 6 HR, 15 RBI, and 1 SB.
- Posted 11 multi-hit games, including a pair of season-best three-hit performances...logged three multi-RBI outings.
- With Visalia, hit .283 (28x99) with 19 R and 10 RBI at home...on the road, hit .198 (22x111) with 7 R and 5 RBI.
- Hit .290 (20x69) with 11 R, 7 extra-base hits, and 6 RBI across 19 games in August.
- Combined to throw out 32.3% (40 SB, 19 CS) of attempted base stealers all season.

2016:

- Played a full season with Advanced-A Visalia (62 G), hitting .246 (45x183) with 28 R, 17 2B, 3 3B, 2 HR, and 32 RBI...set a career-high mark in RBI.
- On the temporarily inactive list from July 23-31.
- Hit .280 (28x100) while on the road...hit .205 (17x83) at home.
- Posted a .280 (23x82) batting average following the all-star break, after hitting just .218 (22x101) during the first half of the season.
- Gunned down 32.5% (54 SB, 26 CS) of attempted base stealers.

2015:

- Checked in with a full season for Advanced-A Visalia (68 G)...hit .188 (45x240) with 22 R, 11 2B, 4 HR, 24 RBI, and 2 SB.
- Threw out 41.1% (43 SB, 30 CS) of would-be base stealers.

2014:

- Began professional career splitting the season between short-season Hillsboro (23 G) and rookie-level Missoula (23 G)...combined to hit .271 (46x170) with 18 R, 9 2B, 1 3B, 4 HR, 24 RBI, and 1 SB.
- Made pro debut with Hillsboro on June 14 at Everett (2x3, BB).
- Over 23 games with Hillsboro hit .250 (21x84) with 10 R, 3 2B, 1 3B, 1 HR, 10 RBI, and 1 SB.
- Swatted first career HR on July 21 at Eugene (2x3, 2 R, HR, 2 RBI, 2 BB).
- Transferred to Missoula on July 30 and spent the remainder of the year with the Osprey, hitting .291 (25x86) with 8 R, 6 2B, 3 HR, and 14 RBI.
- Combined to throw out 38.5% (32 SB, 20 CS) of attempted base stealers over time with Hillsboro and Missoula.

Personal:

- Tyler Baker.
- Played three seasons with Wichita State University from 2012-14...hit .265 (150x566) with 79 R, 33 2B, 5 3B, 8 HR, 75 RBI, and 5 SB.
- Attended Shawnee Heights HS in Tecumseh, KS...named 2011 Kanas HS Pitcher of the Year...2010 Topeka All-City Pitcher of the Year.

FRONT OFFICE

CHENEY STADIUM

COACHES/STAFF

2018 RAINIERS

2017 SEASON REVIEW

OPPONENTS

HISTORY & RECORDS

MEDIA & MISC.

BAKER'S CAREER PLAYING RECORD

Year	Team	LG	AVG	G	AB	R	H	2B	3B	HR	RBI	BB	SO	SB	CS	OBP	SLG	SF	SAC	HP
2014	Hillsboro	NOR	.250	23	84	10	21	3	1	1	10	10	15	1	2	.337	.345	0	0	1
	Missoula	PIO	.291	23	86	8	25	6	0	3	14	5	25	0	1	.337	.465	0	0	1
2015	Visalia	CAL	.188	68	240	22	45	11	0	4	24	13	67	2	0	.231	.283	1	4	1
2016	Visalia	CAL	.246	62	183	28	45	17	3	2	32	21	57	0	0	.324	.404	4	2	2
2017	Kane County	MID	.250	2	4	0	1	0	0	0	0	0	2	0	0	.250	.250	0	0	0
	Visalia	CAL	.238	61	210	26	50	11	1	6	15	21	67	1	2	.322	.386	0	0	5
Minor Lg Totals			.232	239	807	94	187	48	5	16	95	70	233	4	5	.299	.363	5	6	10

FRONT
OFFICE

CHENEY
STADIUM

COACHES/
STAFF

2018
RAINERS

2017 SEASON
REVIEW

OPPONENTS

HISTORY &
RECORDS

MEDIA &
MISC.



NATHAN BANNISTER

RHP

BORN: 12/17/1993 IN PHOENIX, AZ
RESIDES: PEORIA, AZ

ACQUIRED: SELECTED BY SEATTLE IN THE 28TH ROUND OF THE 2016 DRAFT.

HEIGHT: 6' 3" **WEIGHT:** 224 **BATS:** RIGHT **THROWS:** RIGHT **AGE:** 24

AS OF OPENING DAY 2018

BANNISTER'S CAREER SUMMARY

Single-Game Career High...	IP	H	R	ER	HR	K	BB
	8.0	10 (2x)	9	9	3 (2x)	8 (3x)	3 (2x)
	7/5/17	6/12/17	5/16/17	5/16/17	5/21/17	7/21/17	5/26/17

2017:

- Pitched majority of first professional season with Advanced-A Modesto (23 GS), while also making brief appearances with Tacoma (4 G, 3 GS)...combined to go 9-7 with a 4.33 ERA (69ERx143.1IP).
- Opened the year with Modesto and combined to go 8-7 with a 4.33 ERA (58ERx120.2IP) over 23 games with the Nuts.
- Made pro debut in a start at Stockton on April 10 (5.0,9,6,6,0,5,3 HR)...took the loss.
- Earned first career pro win on April 21 at Visalia (5.0,7,2,2,0,7,HR).
- Named California League Pitcher of the Week for June 19-25...made two starts and allowed just one earned run over 13.0 innings of work...allowed just two hits and struck out 16 while going 1-0.
- Finished the year ranked fifth in the Cal League with a 4.33 ERA (58ERx120.2IP) and second with a 1.21 WHIP.
- Led Cal League qualified starting pitchers (min. 0.8IP/league games) in lowest BB/9IP ratio (1.19) and fewest baserunners/9IP ratio (11.19), while ranking fifth in opponent batting average (.271/130x480).
- Spent four stints of time with Tacoma, going 1-0 with a 4.37 ERA (11ERx22.2IP) across four games (3 GS).

2016:

- Spent the entire season on the minor league 60-day disabled list with an ulnar collateral ligament sprain in right elbow.

Personal:

- Nathan Bannister.
- Played collegiately for the University of Arizona from 2013-16...pitched in 61 games (27 GS), going 19-7 with one save and a 3.22 ERA (88ERx245.2IP)...in 2016 as a senior, led the nation's Division I players in games started (20), while ranking fifth in wins (12), 21st in WHIP (0.96), and 22nd in strikeouts (114).
- Graduated from Liberty High School in Peoria, AZ in 2012.

BANNISTER'S CAREER PITCHING RECORD

Year	Team	LG	W-L	ERA	G	GS	CG	SHO	SV	IP	H	R	ER	HR	HB	BB	SO	WP	BK
2017	Tacoma	PCL	1-0	4.37	4	3	0	0	0	22.2	23	11	11	5	0	5	18	0	0
	Modesto	CAL	8-7	4.33	23	23	0	0	0	120.2	130	60	58	17	4	16	99	7	0
	Minor Lg Totals		9-7	4.33	27	26	0	0	0	143.1	153	71	69	22	4	21	117	7	0

FRONT OFFICE

CHENEY STADIUM

COACHES/STAFF

2018 RAINIERS

2017 SEASON REVIEW

OPPONENTS

HISTORY & RECORDS

MEDIA & MISC.



GORDON BECKHAM

INF

BORN: 09/16/1986 IN ATLANTA, GA
RESIDES: ATLANTA, GA

ACQUIRED: RE-SIGNED AS A MINOR LEAGUE FREE AGENT ON JAN. 16, 2018.

DRAFTED: SELECTED BY CHICAGO-AL IN THE FIRST ROUND (8TH OVERALL) OF THE 2008 DRAFT.

HEIGHT: 6' 0" **WEIGHT:** 190 **BATS:** RIGHT **THROWS:** RIGHT **AGE:** 31

AS OF OPENING DAY 2018

BECKHAM'S CAREER SUMMARY

Single-Game Career High...	R	H	2B	3B	HR	RBI	SB
	3 (10x)	4 (9x)	3	1 (5x)	2 (2x)	5	2
	7/27/16	8/18/17	9/20/11	5/28/16	7/20/17	7/25/09	6/5/13

2017:

- Split the season between Tacoma (83 G) and Seattle (11 G)...combined to hit .258 (89x345) with 39 R, 16 2B, 9 HR, 45 RBI, and 4 SB.
- Opened the year with Tacoma and over two stints with the team hit .262 (86x328) with 37 R, 16 2B, 9 HR, 45 RBI, and 3 SB.
- Spent time on the Rainiers disabled list from May 1 (retro: June 29) to June 14 (hamstring).
- Crushed right-handed pitching to the tune of a .281 (71x253) batting average, while hitting just .200 (15x75) against lefties.
- Posted a .294 (35x119) batting average with 13 R and 17 RBI across 29 games in July.
- Recorded a season-best 10-game hitting streak from July 20-29...hit .405 (17x42) with 8 R, 4 2B, 3 HR, and 10 RBI over that stretch.
- Selected by Seattle on September 2 and spent the remainder of the season with the Mariners...hit .176 (3x17) with 2 R and 1 SB across 11 games.

2016:

- Registered time with Atlanta (85 G), San Francisco (3 G), Triple-A Gwinnett (3 G), rookie-level GCL Braves (3 G), and Advanced-A Carolina (3 G)...combined to hit .229 (63x275) with 30 R, 20 2B, 1 3B, 6 HR, 36 RBI, and 1 SB.
- Began the season with Atlanta and over three stints with the Braves combined to hit .217 (52x240) with 25 R, 16 2B, 1 3B, 5 HR, 30 RBI, and 1 SB.
- Hit .299 (20x67) with 9 R, 5 2B, 1 3B, 2 HR, and 12 RBI across 20 games in May for the Braves.
- Spent time on the 15-day disabled list twice...April 18 - May 9 with a strained left hamstring...June 2 - July 7 with a strained left hamstring.
- Saw brief rehab assignments to Gwinnett (3 G, .333/4x12), GCL Braves (3 G, .200/2x10), and Carolina (3 G, .625/5x8) during two DL stints.
- Traded from Atlanta to San Francisco in exchange for Richard Rodriguez (ss) on September 27.
- Played final three games of the year with the Giants, hitting .000 (0x5) with 1 RBI.

2015:

- Logged a full year with Chicago-AL (100 G), hitting .209 (44x211) with 24 R, 8 2B, 6 HR, and 20 RBI.
- Reached base in a season-high 11 consecutive games via hit or walk from May 25 - June 4...hit .333 (14x42) with 3 R, 1 2B, 1 HR, and 5 RBI over that stretch.
- Spent majority of the season defensively at third base (76 G), but also spent time at second base (11 G) and shortstop (5 G).

2014:

- Registered time with Chicago-AL (101 G), Los Angeles-AL (26 G), and Double-A Birmingham (12 G)...combined to hit .221 (108x489) with 58 R, 29 2B, 10 HR, 50 RBI, and 4 SB.
- Opened the season on the White Sox 15-day disabled list (March 30, retro March 21) with a strained left oblique.
- Sent on a rehab assignment to Birmingham, hitting .163 (7x43) with 5 R, 2 2B, 1 HR, and 6 RBI across 12 games.
- Activated from the DL by Chicago-AL on April 24 and played in 101 games for the White Sox, hitting .221 (86x390) with 43 R, 24 2B, 7 HR, 36 RBI, and 3 SB.
- Traded from Chicago-AL to Los Angeles-AL in exchange for a player to be named later on August 21.
- Activated by the Angels on August 23 and played out the final 26 games of the year with Los Angeles-AL... hit .268 (15x56) with 10 R, 3 2B, 2 HR, and 8 RBI.

2013:

- Logged majority of the season with Chicago-AL (103 G), but also spent time with Triple-A Charlotte (8 G) on rehab assignment...combined to hit .273 (111x407) with 53 R, 24 2B, 1 3B, 5 HR, 29 RBI, and 5 SB.
- Began the campaign with Chicago-AL and went on to hit .267 (99x371) with 46 R, 22 2B, 1 3B, 5 HR, 24 RBI, and 5 SB for the White Sox.

FRONT OFFICE

CHENEY STADIUM

COACHES/STAFF

2018 RAINIERS

2017 SEASON REVIEW

OPPONENTS

HISTORY & RECORDS

MEDIA & MISC.

BECKHAM (CONTINUED)

2013 (continued):

- Placed on the 15-day disabled list on April 12 (retro: April 10) with a fracture in the left hand...sent on rehab to Charlotte on May 18 and hit .333 (12x36) over eight games...activated from the DL on June 3.
- Posted a season-best eight-game hitting streak from July 5-13...hit .438 (14x32) with 6 R, 1 2B, 1 3B, 1 HR, and 3 RBI over the course of the streak.
- Served as White Sox primary second baseman, playing in 103 G at the position...also saw time in two games at shortstop.
- Named the Wilson Team Defensive Player of the Year.

2012:

- Played full season with Chicago-AL (151 G)...hit .234 (123x525) with 62 R, 24 2B, 16 HR, 60 RBI, and 5 SB...posted a career-high mark in games played.
- Finished the year tied for third on the team with 151 games played and 24 doubles.
- Hit .259 (68x263) with 36 R, 11 2B, 12 HR, and 39 RBI while at home, while hitting just .210 (55x262) with 26 R, 13 2B, 4 HR, and 21 RBI.
- Posted a season-long 10-game hitting streak from May 24 – June 3, hitting .333 (16x48) with 10 R, 1 2B, 3 HR, and 8 RBI...reached base safely via hit or walk in 12 straight games from September 9-21.
- Logged 27 multi-hit games, including seven three-hit games and a season-best four-hit performance on May 27 against Cleveland (4x4, 3 R, 2B, BB).
- Drove in multiple RBI on 13 occasions, including five three-RBI games and two four-RBI performances.

2011:

- Spent a full season with Chicago-AL (150 G), hitting .230 (115x499) with 60 R, 23 2B, 10 HR, 44 RBI, and 5 SB.
- Season-long 10-game hitting streak came July 6-19...hit .395 (15x38) with 3 R, 2 2B, and 7 RBI.
- Hit .303 (23x76) with 16 R and 7 RBI across 26 games in May...hit .289 (22x76) with 6 R and 8 RBI through 23 games in July.

2010:

- Logged 131 games with Chicago-AL in first complete Major League season...hit .252 (112x444) with 58 R, 25 2B, 2 3B, 9 HR, 49 RBI, and 4 SB.

2009:

- Saw time with Double-A Birmingham (38 G), Triple-A Charlotte (7 G), and Chicago-AL (103 G)...combined to hit .288 (159x553) with 87 R, 51 2B, 1 3B, 18 HR, 88 RBI, and 9 SB...set career-high marks in runs, hits, doubles, home runs, and RBI.
- Started the year with Birmingham and hit .299 (44x147) with 23 R, 17 2B, 4 HR, 22 RBI, and 1 SB across 38 games with the Barons.
- Transferred to Charlotte on May 28, and over seven contests with the Knights hit .464 (13x28) with 6 R, 6 2B, 3 RBI, and 1 SB.
- Selected by Chicago-AL on June 4 and played 103 games with the White Sox over the remainder of the season, hitting .270 (102x378) with 58 R, 28 2B, 1 3B, 14 HR, 63 RBI, and 7 SB.
- Made Major League debut on June 4 against Oakland (0x3)...recorded first ML hit in fifth game on June 9 against Detroit (1x4, BB)...belted first career ML home run on June 20 at Cincinnati (1x4, 2 R, HR, 3 RBI).
- Named American League Rookie of the Month in July after hitting .330 (32x97) with 12 R, 10 2B, 3 HR, and 18 RBI in 27 games.
- Selected to Baseball America Major League All-Rookie Team...named MLB Players AL Outstanding Rookie.
- Finished fifth in American League Rookie of the Year voting (winner: Andrew Bailey, OAK).

2008:

- Began professional career with Single-A Kannapolis (14 G)...hit .310 (18x58) with 11 R, 2 2B, 3 HR, and 8 RBI.
- Made pro debut on August 15 at Hickory (3x4, 2 R, 2B, BB).
- Hammered first pro home run on August 17 at Hickory (3x3, 2 R, HR, 3 RBI).
- Played with Peo Saguaros in the Arizona Fall League...named to AFL All-Prospect Team and AFL Rising Stars squad.

Personal:

- James Gordon Beckham.
- Attended and played baseball for the University of Georgia from 2006-08...hit .333 (263x789) with 201 R, 59 2B, 5 3B, 53 HR, 182 RBI, and 29 SB over 197 career games...as a junior in 2008, led the nation's Division I players with 28 home runs...in 2008 also ranked among the nation's best in runs (2nd, 97), total bases (2nd, 221), hits (4th, 113), slugging percentage (5th, .804), and on-base percentage (10th, .519)...named SEC Player of the Year and First-Team All-American after hitting .411 (113x275) with 28 HR and 77 RBI as a junior in 2008...finalist for the 2008 Golden Spikes Award...established single-season school records in home runs (28), runs (97), and total bases (221)...led Bulldogs to a second-place finish at the 2008 College World Series.
- Father, Gordon, played quarterback for University of South Carolina from 1979-82.
- Graduated from Westminster HS in Atlanta, GA in 2005...was a Georgia 3A All-State football player as a junior at free safety and as a senior at quarterback.

BECKHAM'S CAREER PLAYING RECORD

Year	Team	LG	AVG	G	AB	R	H	2B	3B	HR	RBI	BB	SO	SB	CS	OBP	SLG	SF	SAC	HP
2008	Kannapolis	SAL	.310	14	58	11	18	2	0	3	8	5	7	0	1	.365	.500	0	0	0
2009	Birmingham	SOU	.299	38	147	23	44	17	0	4	22	14	24	1	0	.366	.497	1	2	2
	Charlotte	INT	.464	7	28	6	13	6	0	0	3	0	2	1	0	.448	.679	1	1	0
2010	CHICAGO	AL	.270	103	378	58	102	28	1	14	63	41	65	7	4	.347	.460	4	1	6
	CHICAGO	AL	.252	131	444	58	112	25	2	9	49	37	92	4	6	.317	.378	4	6	7
2011	CHICAGO	AL	.230	150	499	60	115	23	0	10	44	35	111	5	3	.296	.337	3	7	13
2012	CHICAGO	AL	.234	151	525	62	123	24	0	16	60	40	89	5	4	.296	.371	2	8	7
2013	Charlotte	INT	.333	8	36	7	12	2	0	0	5	2	6	0	0	.368	.389	0	0	0
	CHICAGO	AL	.267	103	371	46	99	22	1	5	24	28	56	5	1	.322	.372	4	1	4
2014	Birmingham	SOU	.163	12	43	5	7	2	0	1	6	4	6	1	0	.234	.279	0	0	0
	CHICAGO	AL	.221	101	390	43	86	24	0	7	36	19	70	3	0	.263	.336	5	3	5
2015	LOS ANGEL.	AL	.268	26	56	10	15	3	0	2	8	3	11	0	0	.328	.429	0	0	2
	CHICAGO	AL	.209	100	211	24	44	8	0	6	20	19	43	0	1	.275	.332	4	1	2
2016	Gwinnett	INT	.333	3	12	2	4	2	0	0	1	1	1	0	0	.385	.500	0	0	0
	GCL Braves	GCL	.200	3	10	0	2	1	0	0	1	0	3	0	0	.182	.300	1	0	0
2017	Carolina	CAR	.625	3	8	3	5	1	0	1	3	4	1	0	0	.750	1.125	0	0	0
	ATLANTA	NL	.217	85	240	25	52	16	1	5	30	26	50	1	0	.300	.354	3	0	4
2017	SAN FRAN.	NL	.000	3	5	0	0	0	0	0	1	0	2	0	0	.000	.000	1	0	0
	Tacoma	PCL	.262	83	328	37	86	16	0	9	45	20	58	3	2	.313	.393	2	0	5
	SEATTLE	AL	.176	11	17	2	3	0	0	0	0	1	2	1	0	.222	.176	0	0	0
Minor Lg Totals			.285	171	670	94	191	49	0	18	94	50	108	6	3	.339	.439	5	3	7
Major Lg Totals			.239	964	3136	388	751	173	5	74	335	249	591	31	19	.303	.369	30	27	50

FRONT
OFFICE

CHENEY
STADIUM

COACHES/STAFF

2018
RAINERS

2017 SEASON
REVIEW

OPPONENTS

HISTORY &
RECORDS

MEDIA &
MISC.

TACOMA PLAYERS WHO HAVE LED THE PCL IN HOME RUNS

YR	PLAYER	HR
1968.....	Clarence Jones	24
1971.....	Adrian Garrett.....	43
1976.....	Bob Gorinski.....	28



CHRISTIAN BERGMAN

RHP

BORN: 05/04/1988 IN GLENDALE, CA
RESIDES: THE WOODLANDS, TX

ACQUIRED: RE-SIGNED AS A MINOR LEAGUE FREE AGENT ON JAN. 4, 2018.

DRAFTED: SELECTED BY COLORADO IN THE 24TH ROUND OF THE 2010 DRAFT.

HEIGHT: 6' 1" **WEIGHT:** 195 **BATS:** RIGHT **THROWS:** RIGHT **AGE:** 29

AS OF OPENING DAY 2018

BERGMAN'S CAREER SUMMARY

Single-Game Career High...	IP	H	R	ER	HR	K	BB
	9.0	14	10	10	5	9	5
	8/2/13	5/23/17	5/23/17	5/23/17	5/31/13	5/17/17	8/29/14

2017:

- Logged time with both Tacoma (16 GS) and Seattle (13 G, 8 GS)...combined to go 13-9 with a 5.21 ERA (81ERx140.0IP).
- Opened the season with the Rainiers, and over three stints of time with Tacoma went 9-4 with a 5.34 ERA (51ERx86.0IP).
- Led Tacoma with nine wins and 86.0 IP...63 total strikeout ranked third on the club.
- Won each of first five starts of the season with Tacoma...posted a 2.17 ERA (7ERx29.0IP) over that stretch.
- Tossed a five-inning complete game shutout on April 27 against Sacramento (5.0,2,0,0,0,6)...was first complete game effort since 2013 with Double-A Tulsa.
- Went 4-1 with a 2.83 ERA (13ERx41.1IP) across seven starts at home in Cheney Stadium...posted a 5-3 record with a 7.66 ERA (38ERx44.2IP) over nine road starts.
- Made 13 appearances (eight starts) with Seattle over the course of the season...went 4-5 with a 5.00 ERA (30ERx54.0IP).
- Posted a 1.33 ERA (4ERx27.0IP) and 2-1 record over six games (three starts) while at home with Seattle... went 2-4 with an 8.67 ERA (26ERx27.0IP) over seven road games (five starts).

2016:

- Divided the season between Triple-A Albuquerque (10 GS) and Colorado (15 G, 1 GS)...combined to go 4-6 with a 5.19 ERA (44ERx76.1IP).
- Broke camp with Colorado and went 1-3 with an 8.39 ERA (23ERx24.2IP) over four stints with the Rockies.
- Spent time on the Rockies 15-day disabled list from May 20 - July 10.
- Over four separate groups of time with Albuquerque, posted a 3-3 record with a 3.66 ERA (21ERx51.2IP).
- Combined to hold opposing hitters to a .298 (91x305) batting average across time with the Rockies and Isotopes...right-handed batters hit .326 (59x181), while lefties hit .258 (32x124).
- Logged a total of 14 at-bats over the course of the season, hitting a combined .214 (3x14) with 2 RBI.

2015:

- Spent the majority of the season with Colorado (30 G, 4 GS), but also logged a pair of starts with Triple-A Albuquerque...combined to go 3-1 with a 4.42 ERA (36ERx73.1IP).
- Opened the year with Colorado and made 14 appearances with a 4.18 ERA (15ERx32.1IP) before being optioned to Albuquerque on June 11.
- Made one start for the Isotopes on June 15 against El Paso (3.0,1,0,0,0,4) before being recalled by Colorado on June 18.
- Spent time on the disabled list from June 30 (retro: June 29) - July 28 with right shoulder inflammation... made one rehab start with Albuquerque on July 28 against Salt Lake (2.0,1,0,0,2,2).
- Held opponents scoreless in 14-of-30 appearances for the Rockies...allowed more than one earned run on seven occasions.

2014:

- Logged time with Double-A Tulsa (2 GS), Triple-A Colorado Springs (15 GS), and Colorado (10 GS)... combined to go 8-11 with a 4.73 ERA (82ERx156.0IP).
- Opened the year with Colorado Springs, making 12 starts and going 4-4 with a 3.84 ERA (32ERx75.0IP) before being selected by Colorado on June 9.
- Made Major League debut in a start on June 9 against Atlanta (6.0,6,2,2,2,4)...took the loss.
- Placed on 60-day disabled list with a fractured left hand after making three starts for the Rockies.
- Sent on rehab assignments to Double-A Tulsa, going 0-1 with a 3.00 ERA (3ERx9.0IP) through two starts, and Colorado Springs, going 1-1 with a 5.71 ERA (11ERx17.1IP) over three starts.
- Activated from the disabled list and returned to the Rockies Aug. 24...made seven starts for Colorado to close out the year, going 3-3 with a 5.45 ERA (24ERx39.2IP).
- Earned first career Major League win on Aug. 24 against Miami (6.1,9,4,4,2,1).
- Named to the 2014 Arizona Fall League Rising Stars roster.

FRONT OFFICE

CHENEY STADIUM

COACHES/STAFF

2018 RAINIERS

2017 SEASON REVIEW

OPPONENTS

HISTORY & RECORDS

MEDIA & MISC.

BERGMAN (CONTINUED)

2013:

- Posted a full campaign with Double-A Tulsa (27 GS)...went 8-7 with a 3.37 ERA (64ERx171.0IP) and one complete game shutout.
- Tossed third career complete game shutout on Aug. 2 at Northwest Arkansas (9.0,3,0,0,3,6).
- Led Texas League with 171.0 innings pitched...ranked among league leaders in WHIP (third, 1.08), games started (tied-second, 27), and ERA (fourth, 3.37)...ranked among league leading qualified starting pitchers (min. 0.8 IP/league games) in lowest BB/9 IP ratio (first, 1.16) and fewest baserunners/9 IP ratio (second, 10.00).
- Named to Texas League mid-season and post-season all-star teams...did not pitch in all-star game.
- Selected as Texas League Pitcher of the Week for July 29 - Aug. 5...went 1-0 in two starts and allowed just 11 hits across 15.0 IP, including a complete game, three-hit shutout on Aug. 2.
- Contributed 17 quality starts (6.0+ IP, three or fewer ER) and worked 7.0+ innings 10 times.
- Limited opposing hitters to a .253 (162x641) batting average...right-handed batters hit .225 (82x364), while lefties hit .289 (80x277).

2012:

- Spent a full year with Advanced-A Modesto (27 GS), going 16-5 with a 3.65 ERA (66ERx162.2IP)...posted career-best marks in wins (16) and strikeouts (121).
- Led the California in wins (16) and winning percentage (.762), while ranking among league leaders in innings pitched (second, 162.2), ERA (third, 3.65) and WHIP (fourth, 1.22).
- Ranked among leading California League qualified starting pitchers (min. 0.8 IP/league games) in fewest baserunners/9 IP ratio (first, 11.12) and lowest BB/9 IP ratio (fifth, 2.05).
- Named to California League mid-season and post-season all-star squads...pitched 1.0 inning in all-star game, allowing one hit and earning a hold.
- Voted as the California League Pitcher of the Year...selected as MiLB.com Organizational All-Star.
- Named California League Pitcher of the Week twice...Apr. 16-23: worked two starts and allowed one earned run on nine hits across 13.1 IP...Aug. 20-27: tossed an 8.0-inning, two-hit shutout against Bakersfield on Aug. 24, striking out eight.
- Logged 17 quality starts (6.0+ IP, three or fewer ER) and worked 7.0+ innings seven times.
- Held opposing hitters to a .259 (161x621) batting average...right-handed batters hit .261 (87x333), while lefties hit .257 (74x288).
- Went 8-5 with a 3.18 ERA (30ERx85.0IP) through 14 starts prior to the all-star break...went 8-0 with a 4.17 ERA (36ERx77.2IP) after the break.
- Won four consecutive starts twice, from May 27 - June 11, and June 25 - July 11.

2011:

- Made 15 starts for short-season Tri-City, going 7-5 with a 2.59 ERA (28ERx97.1IP).
- Worked two complete game shutouts, allowing a combined seven hits across them...July 28 against Vancouver (9.0,4,0,0,0,6)...Aug. 19 against Yakima (9.0,3,0,0,1,2), earning Northwest League Pitcher of the Week honors.
- Named Northwest League Post-Season All-Star team.
- Earned a win in four consecutive starts from July 23 - Aug. 9...did not allow an earned run during that stretch, spanning 30.0 innings...opposing batters hit .155 (16x103).
- Limited opposing batters to a .226 (83x367) batting average...right-handed batters hit .232 (53x228), while lefties hit .216 (30x139).

2010:

- Began professional career with rookie-level Casper...posted a 1-4 record with a 5.96 ERA (32ERx48.1IP) over 14 outings (5 GS).
- Made pro debut in relief on June 25 at Idaho Falls (3.0,1,0,0,0,2).
- Earned first career win in a start on July 21 at Great Falls (6.0,2,1,0,0,5).
- Opposing batters hit .304 (62x204)...righties hit .320 (39x122), while lefties hit .280 (23x82).

Personal:

- Christian Stanford Bergman.
- Attended college at UC Irvine from 2007-10...made 74 career appearances (41 GS) and posted a 23-12 record with a 3.36 ERA (105ERx281.4IP)...as a sophomore, posted the 10th best ERA in Division I at 1.94 (13ERx60.1IP) across 25 games (7 GS).

BERGMAN'S CAREER PITCHING RECORD

Year	Team	LG	W-L	ERA	G	GS	CG	SHO	SV	IP	H	R	ER	HR	HB	BB	SO	WP	BK
2010	Casper	PIO	1-4	5.96	14	5	0	0	0	48.1	62	39	32	5	1	11	37	4	0
2011	Tri-City	NOR	7-5	2.59	15	15	2	2	0	97.1	83	31	28	4	4	11	68	2	0
2012	Modesto	CAL	16-5	3.65	27	27	0	0	0	162.2	161	73	66	16	3	37	121	4	0
2013	Tulsa	TEX	8-7	3.37	27	27	1	1	0	171.0	162	76	64	25	5	23	111	0	0
2014	Tulsa	TEX	0-1	3.00	2	2	0	0	0	9.0	8	3	3	1	0	5	5	2	0
	Col. Springs	PCL	5-5	4.19	15	15	0	0	0	92.1	96	48	43	11	2	18	60	1	0
	COLORADO	NL	3-5	5.93	10	10	0	0	0	54.2	75	37	36	9	1	10	31	0	0
2015	Albuquerque	PCL	0-0	0.00	2	2	0	0	0	5.0	2	0	0	0	0	2	6	0	0
	COLORADO	NL	3-1	4.74	30	4	0	0	0	68.1	82	36	36	8	0	15	37	4	0
2016	Albuquerque	PCL	3-3	3.66	10	10	0	0	0	51.2	52	24	21	8	2	12	33	1	0
	COLORADO	NL	1-3	8.39	15	1	0	0	0	24.2	39	24	23	7	0	6	22	0	0
2017	Tacoma	PCL	9-4	5.34	16	16	1	1	0	86.0	102	53	51	7	2	18	63	1	0
	SEATTLE	AL	4-5	5.00	13	8	0	0	0	54.0	61	31	30	12	3	15	33	0	0
Minor Lg Totals				49-34	3.83	128	119	4	4	723.1	728	347	308	77	19	137	504	15	0
Major Lg Totals				11-14	5.58	68	23	0	0	201.2	257	128	125	36	4	46	123	4	0

FRONT OFFICE

CHENEY STADIUM

COACHES/STAFF

2018 RAINIERS

2017 SEASON REVIEW

OPPONENTS

HISTORY & RECORDS

MEDIA & MISC.



BRADEN BISHOP

OF

BORN: 08/22/1993 IN WOODLAND, CA
RESIDES: SAN CARLOS, CA

ACQUIRED: SELECTED BY SEATTLE IN THE THIRD ROUND OF THE 2015 DRAFT.

Baseball America
 prospect rankings:

DRG #5
 TOP 100 NR

HEIGHT: 6' 1"
WEIGHT: 190
BATS: RIGHT
THROWS: RIGHT
AGE: 24

AS OF OPENING DAY 2018

BISHOP'S CAREER SUMMARY

Single-Game Career High...	R	H	2B	3B	HR	RBI	SB
	3 (4x)	4 (5x)	3	1 (6x)	1 (8x)	4 (2x)	2 (4x)
	5/18/17	5/15/12	8/15/17	8/23/17	8/16/17	7/31/17	7/26/17

2017:

- Split the year between Advanced-A Modesto (88 G) and Double-A Arkansas (31 G)...combined to hit .306 (147x480) with 89 R, 34 2B, 4 3B, 3 HR, 43 RBI, and 22 SB...set career-high marks in games, hits, runs, doubles, and stolen bases.
- Opened the season with Modesto, playing in 88 games for the Nuts and hitting .296 (105x355) with 71 R, 25 2B, 3 3B, 2 HR, 32 RBI, and 16 SB.
- Finished the year ranked fourth in the California League with a .385 on-base percentage.
- Named to the California League Mid-Season All-Star team...started in left field for the North in the All-Star Game...named Top Star (MVP) for his performance (4x4, 3 R, 2B, 3B, 2 SB).
- Logged a season-long 16-game hitting streak from April 7-24...hit .403 (27x67) with 24 R, 6 2B, 1 HR, and 9 RBI over that stretch...tied for sixth longest hitting streak in Cal League.
- Transferred to Arkansas on July 22 and played final 31 games with the Travelers...hit .336 (42x125) with 18 R, 9 2B, 1 3B, 1 HR, 11 RBI, and 6 SB.
- Named to MiLB.com Organizational All-Star team following the season.
- Over the course of the entire season, posted 10 separate hitting streaks of 5+ games.
- Played 20 games for Peoria in the Arizona Fall League, hitting .232 (13x56) with 12 R, 2 2B, 1 3B, and 6 RBI...selected to AFL Rising Stars team.

2016:

- Registered time with Single-A Clinton (63 G) and Advanced-A Bakersfield (41 G)...combined to hit .273 (113x414) with 57 R, 11 2B, 1 3B, 3 HR, 43 RBI, and 8 SB.
- Opened the year with Clinton and hit .290 (72x248) with 38 R, 5 2B, 1 3B, 1 HR, 21 RBI, and 6 SB across 63 games with the LumberKings.
- Promoted to Bakersfield on June 29 and finished the season with 41 games for the Blaze, hitting .247 (41x166) with 19 R, 6 2B, 2 HR, 22 RBI, and 2 SB.
- Opened Bakersfield campaign with a season-long nine-game hitting streaking from June 30 - July 8...hit .302 (13x43) with 5 R, 3 2B, and 10 RBI over that stretch.
- On the Bakersfield 7-day disabled list from August 13-23.
- Logged 31 multi-hit games between Clinton (21) and Bakersfield (10).

2015:

- Kicked off professional career with 56 games for short-season Everett...hit .320 (70x219) with 34 R, 8 2B, 1 3B, 2 HR, 22 RBI and 13 SB.
- Made pro debut on June 18 against Eugene (1x2, 2 R, BB).
- Hit first professional home run on August 18 against Spokane (2x5, 2 R, HR, 2 RBI).
- Finished the year with the second best batting average (.320) in the Northwest League.
- Selected as the Northwest League Player of the Week for August 17-24...hit .385 (10x26) with 4 R, 2 2B, 2 HR, and 9 RBI during six games that week.
- Reached base safely via hit or walk in 42-of-56 (75%) of games with Everett...reached base in 15 of final 18 games of the year.
- Named to the Northwest League Post-Season All-Star team.
- Honored as an MiLB.com Organizational All-Star following the season.

Personal:

- Braden Adam Bishop.
- Attended the University of Washington from 2013-15...played three seasons for the Huskies and in 149 games hit .292 (153x524) with 99 R, 26 2B, 3 3B, 4 HR, 65 RBI, and 42 SB...named to 2015 All-Pac-12 and was a member of the All-Pac-12 Defensive Team...honorably mention All-Academic.
- Graduated from St. Francis High School in Mountain View, CA in 2012...named the West Coast Athletic League MVP as a senior...earned First-Team All-WCAL, First-Team All-CIF Central Coast Section, Second-Team All-State, and Second-Team Perfect Game All-America.
- Established @4MOM_ALZ to help raise awareness for early onset Alzheimer's Disease after mother, Suzy, was diagnosed in fall 2014.

BISHOP'S CAREER PLAYING RECORD

Year	Team	LG	AVG	G	AB	R	H	2B	3B	HR	RBI	BB	SO	SB	CS	OBP	SLG	SF	SAC	HP	
2015	Everett	NWL	.320	56	219	34	70	8	1	2	22	5	33	13	3	.367	.393	1	11	12	
2016	Clinton	MID	.290	63	248	38	72	5	1	1	21	25	48	6	1	.363	.331	1	6	4	
	Bakersfield	CAL	.247	41	166	19	41	6	0	2	22	11	39	2	0	.300	.319	1	4	2	
2017	Modesto	CAL	.296	88	355	71	105	25	3	2	32	45	65	16	4	.385	.400	1	4	7	
	Arkansas	TEX	.336	31	125	18	42	9	1	1	11	15	15	6	1	.417	.448	1	1	3	
Minor Lg Totals				.296	279	1113	180	330	53	6	8	108	101	200	43	9	.368	.376	5	26	28

TACOMA AFFILIATE RECORDS 1960-PRESENT

Year	Team	Affiliate	Record	Pct.
1960-65	Giants	San Francisco	486-436	.527
1966-71	Cubs	Chicago (NL)	410-466	.468
1972-77	Twins	Minnesota	422-441	.489
1978	Yankees	New York (AL)	80-57	.584
1979-80	Tugs/Tigers	Cleveland	148-147	.502
1981-94	Tigers	Oakland	975-1011	.491
1995-2017	Rainiers	Seattle	1675-1617	.509
1960-2016 (58 Seasons)			4198-4173	.501

FRONT
OFFICE

CHENEY
STADIUM

COACHES/
STAFF

2018
RAINIERS

2017 SEASON
REVIEW

OPPONENTS

HISTORY &
RECORDS

MEDIA &
MISC.



CHASEN BRADFORD

RHP

BORN: 08/05/1989 IN LAS VEGAS, NV
RESIDES: HENDERSON, NV

ACQUIRED: CLAIMED OFF WAIVERS FROM NEW YORK-NL ON JAN. 19, 2018.

DRAFTED: SELECTED BY NEW YORK-NL IN THE 35TH ROUND OF THE 2011 DRAFT.

HEIGHT: 6' 1" **WEIGHT:** 230 **BATS:** RIGHT **THROWS:** RIGHT **AGE:** 28

AS OF OPENING DAY 2018

BRADFORD'S CAREER SUMMARY

Single-Game Career High...	IP	H	R	ER	HR	K	BB
	3.0 (2x)	6 (4x)	7	4 (6x)	1 (29x)	7	3 (4x)
	5/6/12	8/29/17	8/29/17	9/13/17	9/13/17	7/16/11	9/13/17

2017:

- Split time with Triple-A Las Vegas (33 G) and New York-NL (28 G)...combined to go 3-1 with 11 saves and a 3.89 ERA (30ERx69.11P)...set a career-high mark in games.
- Began the year with Las Vegas and over two stints with the club went 1-1 with 11 saves and a 4.04 ERA (16ERx35.2IP) over 33 relief outings.
- Finished the year leading Las Vegas with 11 saves...seven more saves than next closest teammate.
- Contributed to a pair of combined shutouts...April 10 at El Paso (1.0,1,0,0,0,1) earned a save...July 29 against Colorado Springs (1.0,0,0,0,0,1) earned a save.
- Held opponents without an earned run in 22-of-33 outings with Las Vegas.
- Converted 11-of-15 save opportunities.
- First selected by New York-NL on June 22 and made Major League debut in relief three days later on June 25 at San Francisco (1.0,1,0,0,1,2).
- Over two stints with the Mets, went 2-0 with a 3.74 ERA (14ERx33.2IP).
- Earned first career Major League win in relief on August 2 at Colorado (2.0,0,0,0,0,2).
- Across time with Las Vegas and New York-NL, combined to allow opposing batters to hit .276 (77x279)...right-handers hit .241 (35x145), while lefties hit .313 (42x134).

2016:

- Logged a full season with Triple-A Las Vegas (56 G)...went 5-3 with five saves and a 4.80 ERA (35ERx65.2IP).
- Finished the season tied for first in the Pacific Coast League with 56 appearances...led the circuit's qualified relief pitchers (min. 0.4 IP/league games) in lowest BB/9 IP ratio (1.64).
- Converted 5-of-6 save opportunities on the season...posted a 0.00 ERA (0ERx6.0IP) and allowed just three hits in save situations.
- Held opponents without an earned run in 37-of-56 outings.
- Went 1-1 with four saves and a 3.48 ERA (13ERx33.2IP) in 28 games at home...posted a 4-2 record with one save and a 6.19 ERA (22ERx32.0IP) in 28 road contests.
- Allowed opposing batters to hit a combined .311 (84x270) on the year...right-handed batters hit .289 (43x149), while lefties hit .339 (41x121).

2015:

- Registered 53 relief outings over a complete season with Triple-A Las Vegas...went 5-4 with seven saves and a 4.10 ERA (29ERx63.2IP).
- Closed out the year ranked third among Pacific Coast League qualified relievers (min. 0.4 IP/league games) with a 1.55 BB/9 IP ratio.
- Converted 7-of-11 save opportunities...posted a 4.15 ERA (6ERx13.0IP) when placed in a save situation.
- Issued a .322 (86x267) batting average to opposing players...right-handers hit .291 (48x165), while lefties hit .373 (38x102).
- Held opposing offenses without an earned run in 36-of-53 outings.
- Tossed a season-long 2.1 innings on two separate occasions...August 4 against Tacoma (2.1,0,0,0,2,2)...September 5 against Tacoma (2.1,3,0,0,0,3).
- Logged two stints on the Las Vegas 7-day disabled list...August 12-19...August 24 - September 1.

2014:

- Saw time with Triple-A Las Vegas (34 G) and Double-A Binghamton (23 G)...combined to go 4-4 with 16 saves and a 2.97 ERA (24ERx72.2IP)...set a career-high mark in saves.
- Opened the year with Binghamton, going 1-2 with 11 saves and a 2.03 ERA (6ERx26.2IP) across 23 games.
- Converted 11-of-12 save opportunities with Binghamton...posted a 2.19 ERA (3ERx12.1IP) during save situations.
- Transferred to Las Vegas on June 9 and spent the remainder of the season (34 G) with the 51s...went 3-2 with five saves and a 3.52 ERA (18ERx46.0IP).
- Posted a 2-0 record with four saves and a 0.86 ERA (2ERx21.0IP) in 17 home games...went 1-2 with one save and a 5.76 ERA (16ERx25.0IP) on the road.

BRADFORD (CONTINUED)

2014 (continued):

- Combined to hold all opposing batters across the whole season to a .274 (80x292) batting average...right-handers hit just .235 (38x162), while lefties hit .323 (42x130).

2013:

- Divided time between Advanced-A St. Lucie (30 G) and Double-A Binghamton (20 G)...combined to go 9-3 with four saves and a 2.61 ERA (20x69.0IP)...set a career-high mark in wins.
- Kicked off the year with St. Lucie and over two stints with the club went 6-2 with three saves and a 3.71 ERA (18ERx43.2IP).
- Saw time with Binghamton twice, combining to go 3-1 with one save and a 0.71 ERA (2ERx25.2IP).
- Held opponents scoreless in 18-of-20 outings with Binghamton...never allowed more than one earned run in an outing.
- Combined across time with St. Lucie and Binghamton to hold opposing hitters to a .242 (64x265) batting average...right-handers hit .198 (33x167), while lefties hit .316 (31x98).

2012:

- Logged a full season with Single-A Savannah (37 G)...went 4-5 with three saves and a 2.47 ERA (14ERx51.0IP).
- Earned first career professional win in relief on May 22 against Charleston (2,0,1,0,0,0,2).
- Opposing hitters combined to hit .224 (43x192)...right-handers hit .172 (20x116), while left-handers hit .303 (23x76).
- Converted 3-of-5 save opportunities.

2011:

- Began professional career with rookie-level Kingsport (21 G)...went 0-0 with one save and a 3.51 ERA (13ERx33.1IP).
- Made pro debut in relief on June 22 against Johnson City (2,0,1,1,0,1,2).
- Earned first career save on August 12 at Princeton (1,0,0,0,0,0,2).
- Led Kingsport pitchers in games played (21).

Personal:

- Chasen David Bradford.
- Played collegiately at the University of Central Florida (1 year) and College of Southern Nevada (2 years).
- Graduated from Silverado High School in Las Vegas, NV...named First-Team All-State, First-Team All-Southern Nevada, and First-Team All-Sunrise Region as a junior after going 11-0 with a 0.65 ERA.

BRADFORD'S CAREER PITCHING RECORD

Year	Team	LG	W-L	ERA	G	GS	CG	SHO	SV	IP	H	R	ER	HR	HB	BB	SO	WP	BK
2011	Kingsport	APP	0-0	3.51	21	0	0	0	1	33.1	35	14	13	2	3	7	37	5	0
2012	Savannah	SAL	4-5	2.47	37	0	0	0	3	51.0	43	21	14	3	0	14	41	3	0
2013	St. Lucie	FSL	6-2	3.71	30	0	0	0	3	43.2	45	18	18	3	0	9	43	1	0
	Binghamton	EAS	3-1	0.71	20	0	0	0	1	25.1	19	6	2	1	0	8	18	1	0
2014	Binghamton	EAS	1-2	2.03	23	0	0	0	11	26.2	26	8	6	0	0	6	25	2	0
	Las Vegas	PCL	3-2	3.52	34	0	0	0	5	46.0	54	21	18	6	0	4	41	4	0
2015	Las Vegas	PCL	5-4	4.10	53	0	0	0	7	63.2	86	35	29	3	4	14	46	2	0
2016	Las Vegas	PCL	5-3	4.80	56	0	0	0	5	65.2	84	39	35	5	1	13	54	3	0
2017	Las Vegas	PCL	1-1	4.04	33	0	0	0	11	35.2	47	20	16	3	0	7	28	4	0
	NEW YORK	NL	2-0	3.74	28	0	0	0	0	33.2	30	17	14	3	0	13	27	1	0
Minor Lg Totals			28-20	3.48	307	0	0	0	47	391.0	439	182	151	26	8	82	333	25	0
Major Lg Totals			2-0	3.74	28	0	0	0	0	33.2	30	17	14	3	0	13	27	1	0



LINDSEY CAUGHEL

RHP

BORN: 08/13/1990 IN OCOEE, FL
RESIDES: ORLANDO, FL

ACQUIRED: SIGNED AS A MINOR LEAGUE FREE AGENT ON NOV. 30, 2016.

DRAFTED: SELECTED BY LOS ANGELES-NL IN THE 23RD ROUND OF THE 2012 DRAFT.

HEIGHT: 6' 3" **WEIGHT:** 200 **BATS:** RIGHT **THROWS:** RIGHT **AGE:** 27

AS OF OPENING DAY 2018

CAUGHEL'S CAREER SUMMARY

Single-Game Career High...	IP	H	R	ER	HR	K	BB
	9.0	12	10	10	4	9 (3x)	4 (2x)
	8/30/17	5/21/17	5/21/17	5/21/17	6/7/15	7/9/14	7/30/14

2017:

- Logged a full season with Double-A Arkansas (27 G, 26 GS)...posted a 10-10 record with a 3.71 ERA (65ERx157.2IP) with the Travelers...set career-best marks in wins, starts, and innings pitched.
- Finished the year leading the Texas League in innings pitched (157.2) and complete games (2)...ranked among the circuit's leaders in WHIP (fourth, 1.18) and ERA (seventh, 3.71).
- Ranked among the league's top five qualified starting pitchers (min. 0.8 IP/league games) in fewest baserunners/9 IP ratio (second, 10.84) and lowest BB/9 IP ratio (fourth, 2.23).
- Tossed two complete games for Arkansas...a two-hitter on May 4 against Tulsa (7.0,2,1,1,4,HR)...a three-hit shutout on August 30 at Springfield (9.0,3,0,0,0,2).
- Complete game shutout on August 30 at Springfield was second of career, first since September 2012...also served as first career 9-inning complete game...registered as a "Maddux," a complete-game shutout achieved with fewer than 100 pitches.
- Posted 14 quality starts (6.0+ IP, three or fewer ER allowed) for the Travelers...worked 7.0+ innings on seven occasions, six of which were quality starts.
- Led Arkansas pitchers in wins (10), games started (26), innings pitched (157.2), and strikeouts (116).
- Went 5-4 with a 2.30 ERA (21ERx82.1IP) across 14 home games (13 GS), while going 5-6 with a 5.26 ERA (44ERx75.1IP) in 13 road games.
- Limited opposing hitters to a .247 (148x598) batting average...right-handers hit .237 (88x371), while lefties hit .264 (60x227).
- After going 4-7 with a 5.42 ERA (44ERx73.0IP) prior to the all-star break, turned season around following the break going 6-3 with a 2.23 ERA (21ERx84.2IP).

2016:

- Did not pitch due to right shoulder injury sustained in 2015.

2015:

- Made just one start on the year with Single-A Great Lakes on June 7 (3.0,7,7,0,2,4 HR).
- Opened the season on the Rancho Cucamonga disabled list due to right shoulder injury sustained in spring training.
- Activated from the DL and sent to Great Lakes on June 6...made one start and placed on Great Lakes disabled list on June 10...activated from DL following the conclusion of the season on September 28.

2014:

- Logged 15 games (12 GS) with Advanced-A Rancho Cucamonga, going 8-5 with a 3.53 ERA (34ERx86.2IP).
- Named California League Pitcher of the Week twice...week of June 23-30 made one start at Inland Empire (7.0,3,0,0,2,8)...week of July 7-14 made two starts and allowed three earned runs over 13.0 innings, striking out 14.
- As a starter, went 6-5 with a 4.33 ERA (33ERx68.2IP)...as a reliever, posted a 2-0 record and a 0.50 ERA (1ERx18.0IP).
- Earned the win in four consecutive outings (two starts) from June 22 - July 9...went 4-0 with a 0.35 ERA (1ERx26.0IP) over that stretch...allowed just 19 hits and struck out 28.
- Contributed five quality starts (6.0+ IP, three or fewer ER allowed) on the year.
- Limited opposing hitters to a .270 (94x348) batting average on the season...right-handers hit .260 (46x177), while lefties hit .281 (48x171).
- Spent time on the disabled list three times...May 7 - June 22...July 25-30...August 6 - September 17.

2013:

- Split time between Single-A Great Lakes (5 GS) and Advanced-A Rancho Cucamonga (20 G, 19 GS)...combined to go 4-10 with a 3.63 ERA (58ERx143.2IP).
- Opened the year with Great Lakes and went 0-3 with a 2.00 ERA (6ERx27.0IP) over five starts with the Loons.
- Transferred to Rancho Cucamonga on May 10 and spent the remainder of the year with the Quakes, going 4-7 with a 4.01 ERA (52ERx116.2IP).

CAUGHEL (CONTINUED)

2013 (continued):

- Finished the year leading Rancho in innings pitched (116.2) and strikeouts (112)...ranked seventh in the California League in ERA (4.01).
- Spent time on the Rancho Cucamonga 7-day disabled list from June 14-30.
- Combined to hold opposing batters in Great Lakes and Rancho to a .267 (153x573) batting average...right-handers hit .271 (95x351), while lefties hit .261 (58x222).

2012:

- Divided first professional season between rookie-level AZL Dodgers (7 G) and rookie-level Ogden (8 G, 7 GS)...combined to go 5-4 with a 3.32 ERA (22ERx59.2IP).
- Made pro debut with AZL Dodgers in relief on June 22 against AZL Rangers (2.0,2,1,1,1,2).
- Over seven relief outings with AZL Dodgers, went 2-2 with a 3.18 ERA (6ERx17.0IP).
- Earned first career win in relief on June 29 against AZL Diamondbacks (2.0,0,0,0,1,1).
- Transferred to Ogden on July 22 and posted a 3-2 record with a 3.38 ERA (16ERx42.2IP) over eight games (7 GS) with the Raptors.
- Made first pro start with Ogden on July 29 against Orem (5.0,3,3,1,1,4).
- Named Pioneer League Pitcher of the Week for Aug. 27 – Sept. 3...made two starts and went 2-0 with a 1.93 ERA (3ERx14.0IP).
- Tossed first career complete game shutout on September 2 against Orem (7.0,4,0,0,1,4).

Personal:

- Lindsey Robert Caughel.
- Played four seasons at Stetson University from 2009-12...went 22-15 with a career 5.24 ERA (173ERx297.4IP) over 60 games (52 GS)...named to Atlantic Sun Conference All-Freshman Team in 2009...ranked third among the nation's Division I players in BB/9 rate at 0.84...selected to Second-Team All-Atlantic Sun Conference as a junior in 2011.
- Graduated from Lake Highland Prep High School in Orlando, FL in 2009...earned All-State honors in senior year after going 8-1 with a 0.82 ERA.

CAUGHEL'S CAREER PITCHING RECORD

Year	Team	LG	W-L	ERA	G	GS	CG	SHO	SV	IP	H	R	ER	HR	HB	BB	SO	WP	BK
2012	AZL Dodgers	AZL	2-2	3.18	7	0	0	0	0	17.0	18	10	6	2	0	3	14	1	0
	Ogden	PIO	3-2	3.38	8	7	1	1	0	42.2	33	19	16	2	3	8	29	2	0
2013	Great Lakes	MID	0-3	2.00	5	5	0	0	0	27.0	22	12	6	2	0	2	26	0	0
	Rancho Cuc.	CAL	4-7	4.01	20	19	0	0	0	116.2	131	63	52	12	4	21	112	4	0
2014	Rancho Cuc.	CAL	8-5	3.53	15	12	0	0	0	86.2	94	39	34	7	4	20	81	2	1
2015	Great Lakes	MID	0-0	21.00	1	1	0	0	0	3.0	7	7	7	4	0	0	2	0	0
2016	Lincoln	AA	6-3	2.09	19	17	2	0	0	124.2	101	33	29	6	1	24	120	2	0
2017	Arkansas	TEX	10-10	3.71	27	26	2	1	0	157.2	148	66	65	18	1	38	116	10	0
Minor Lg Totals			27-29	3.71	83	70	3	2	0	450.2	453	216	186	47	12	92	380	19	1
Indep. Lg Totals			6-3	2.09	19	17	2	0	0	124.2	101	33	29	6	1	24	120	2	0



CHASE DE JONG

RHP

BORN: 12/29/1993 IN LONG BEACH, CA
RESIDES: LONG BEACH, CA

ACQUIRED: IN A TRADE WITH LOS ANGELES NL IN EXCHANGE FOR ANEURYS ZABALA (RHP) AND DREW JACKSON (INF) ON MARCH 1, 2017.

DRAFTED: SELECTED BY TORONTO IN THE SECOND ROUND (81ST OVERALL) OF THE 2012 DRAFT.

Baseball America
 prospect rankings:

DRG. TOP 100
 #16 NR

HEIGHT: 6' 4"
WEIGHT: 205
BATS: LEFT
THROWS: RIGHT
AGE: 24

AS OF OPENING DAY 2018

DE JONG'S CAREER SUMMARY

Single-Game Career High...	IP	H	R	ER	HR	K	BB
	9.0	12	9	8 (2x)	3 (4x)	10 (2x)	5
	6/18/15	6/26/17	7/26/17	7/26/17	6/26/17	6/18/15	8/24/15

2017:

- Registered time with Double-A Arkansas (5 GS), Tacoma (15 GS), and Seattle (7 G, 4 GS)...combined to go 4-12 with a 6.06 ERA (95ERx141.0IP).
- Opened the season with Seattle, making his Major League debut on April 5 at Houston (0.2,2,3,1,0,HR)...he took the loss.
- Made first career Major League start on April 30 at Cleveland (2.2,9,6,6,2,1,HR)...suffered the loss.
- Over seven games (four starts) with Seattle, went 0-3 with a 6.35 ERA (20ERx28.1IP).
- First optioned to Tacoma on April 9, and spent four stints with the Rainiers...went 3-6 with a 6.00 ERA (56ERx84.0IP).
- While in the PCL, went 2-1 with a 4.63 ERA (24ERx46.2IP) at home...went 1-5 with a 7.71 ERA (32ERx37.1IP) on the road.
- Transferred to Arkansas on August 8 and spent the remainder of the year with the Travelers, going 1-3 with a 5.97 ERA (19ERx28.2IP).

2016:

- Spent majority of the season with Double-A Tulsa (25 GS), while also making one start for Triple-A Oklahoma City...combined to go 15-5 with a 2.82 ERA (46ERx147.0IP)...set career-high marks in wins, starts, innings pitched, and strikeouts.
- Opened the year with Tulsa, ultimately compiling a 14-5 record with a 2.86 ERA (45ERx141.2IP).
- Led the Texas League in wins (14), WHIP (1.02), and opponent batting average (.207)...ranked among the league leaders in complete games (tied-first, 2), shutouts (tied-first, 1), ERA (second, 2.86), games started (fourth, 25), strikeouts (fourth, 125), and innings pitched (fifth, 141.2).
- Ranked among league leading qualified starting pitchers (min. 0.8 IP/league games) in lowest batting average (first, .207), fewest baserunners per 9 IP ratio (first, 9.40), highest K/9 (fourth, 7.94), and lowest BB/9 (fourth, 2.48).
- Selected as Texas League Pitcher of the Year.
- Named to Texas League Mid- and Post-Season All-Star teams...starting pitcher for the North in all-star game (0.1,0,0,0,0,1).
- Honored as Texas League Pitcher of the Week for July 18-24...went 1-0 across two starts, including a complete game...posted 1.93 ERA (3ERx14.0IP) with 14 strikeouts while allowing just seven hits.
- Tossed first career complete game shutout on May 18 at Springfield (7.0,2,0,0,2,7)...second career complete game.
- Went 16 starts without taking a loss from May 18 - Aug. 18.
- Transferred to Oklahoma City on Sept. 3 and made one start for the Dodgers to close out the season on Sept. 4 at Omaha (5.1,6,1,1,1,8).
- Combined to hold opposing hitters to a .210 (112x533) batting average all season...right-handed batters hit .196 (72x368), while lefties hit .242 (40x165).
- Tabbed as a Double-A All-Star by Baseball America following the season.

2015:

- Split the season between Single-A Lansing (14 GS) and Advanced-A Rancho Cucamonga (11 G, 10 GS)...combined to go 11-7 with a 3.43 ERA (52ERx136.1IP).
- Kicked off the year with Lansing, going 7-4 with a 3.13 ERA (30ERx86.1IP) over 14 starts with the Lugnuts.
- Allowed just three runs over final three outings with Lansing, going 3-0 with a 1.17 ERA (3ERx23.0IP) and 27 strikeouts over that span...included a one-run, four-hit complete game in final contest for the Lugnuts on June 18 against Bowling Green (9.0,4,1,1,3,10).
- Traded from Toronto to Los Angeles NL along with teammate Tim Lincecum (inf) in exchange for three international signing slots on July 2, 2015.
- Assigned to Rancho Cucamonga on July 10 and spent the remainder of the season with the Quakes, going 4-3 with a 3.96 ERA (22ERx50.0IP).

FRONT OFFICE

CHENEY STADIUM

COACHES/STAFF

2018 RAINIERS

2017 SEASON REVIEW

OPPONENTS

HISTORY & RECORDS

MEDIA & MISC.

DE JONG (CONTINUED)

2015 (continued):

- Named California League Pitcher of the Week for July 20-27...pitched 5.0 no-hit innings of relief with nine strikeouts in a winning effort (5.0,0,0,0,0,9).
- Combined to hold opposing offenses to a .230 (119x518) batting average...right-handed batters hit .233 (67x287), while lefties hit .225 (52x231).

2014:

- Logged a full season with Single-A Lansing (23 G, 21 GS), posting a 1-6 record with a 4.82 ERA (52ERx70.0IP).
- Spent time on the 7-day disabled list from Aug. 12 – Sept. 18, ending season.
- Made 21 starts, going 1-6 with a 4.90 ERA (49ERx90.0IP) from the starting rotation...over two relief appearances, owned a 3.86 ERA (3ERx7.0IP).
- Posted a 0-1 record with a 3.66 ERA (8ERx19.2IP) across four starts in June.
- Pitched a season-high 6.0 innings on June 21 against Bowling Green (6.0,4,1,1,0,8).
- Limited opposing hitters to a .290 (113x390) batting average...right-handed batters hit .283 (69x244), while lefties hit .301 (44x146).

2013:

- Pitched in 13 games (10 GS) for rookie-level Bluefield, earning a 2-3 record with a 3.05 ERA (19ERx56.0IP).
- Tossed a complete game on Aug. 6 against Princeton (6.0,6,3,3,1,6,HR)...took the loss.
- As a reliever, went 1-0 with a 3.86 ERA (5ERx11.2IP), while going 1-3 with a 2.84 ERA (14ERx44.1IP) as a starter.
- Struck out a season-high nine batters on Aug. 23 against Kingsport (4.0,3,1,1,2,9).
- Held opposing hitters to a .261 (58x222) batting average...right-handed batters hit .255 (38x149), while lefties hit .274 (20x73).

2012:

- Began professional career with six relief outings for rookie-level GCL Blue Jays...went 1-0 with a 1.50 ERA (2ERx12.0IP).
- Made pro debut on July 16 at GCL Tigers, earning first career professional win (2.0,1,0,0,0,3).

Personal:

- Chase Louis De Jong (de-YUNG).
- Cousin, Jordan De Jong, played in the Toronto organization from 2002-08.

DE JONG'S CAREER PITCHING RECORD

Year	Team	LG	W-L	ERA	G	GS	CG	SHO	SV	IP	H	R	ER	HR	HB	BB	SO	WP	BK
2012	GCL Blue J.	GCL	1-0	1.50	6	0	0	0	0	12.0	7	2	2	0	0	1	15	0	0
2013	Bluefield	APP	2-3	3.05	13	10	1	0	0	56.0	58	21	19	2	1	10	66	0	0
2014	Lansing	MID	1-6	4.82	23	21	0	0	0	97.0	113	59	52	12	7	22	73	6	0
2015	Lansing	MID	7-4	3.13	14	14	1	0	0	86.1	75	36	30	9	3	18	77	4	0
	Rancho Cuc.	CAL	4-3	3.96	11	10	0	0	0	50.0	44	27	22	6	1	15	52	0	0
2016	Tulsa	TEX	14-5	2.86	25	25	2	1	0	141.2	106	51	45	15	3	39	125	9	0
	Okl. City	PCL	1-0	1.69	1	1	0	0	0	5.1	6	1	1	0	0	1	8	0	0
2017	SEATTLE	AL	0-3	6.35	7	4	0	0	0	28.1	31	20	20	5	0	13	13	0	0
	Tacoma	PCL	3-6	6.00	15	15	0	0	0	84.0	99	61	56	18	4	27	61	5	0
	Arkansas	TEX	1-3	5.97	5	5	0	0	0	28.2	32	20	19	3	3	10	18	2	0
Minor Lg Totals			34-30	3.95	113	101	4	1	0	561.0	540	278	246	65	22	143	495	26	0
Major Lg Totals			0-3	6.35	7	4	0	0	0	28.1	31	20	20	5	0	13	13	0	0



In addition to making 15 starts with Tacoma in 2017, RHP Chase De Jong made his Major League debut with Seattle in relief on April 5 at Houston.



ERIC FILIA

OF

BORN: 07/06/1992 IN CARLSBAD, CA
RESIDES: HUNTINGTON BEACH, CA

ACQUIRED: SELECTED BY SEATTLE IN THE 20TH ROUND OF THE 2016 DRAFT.

Baseball America
 prospect rankings:

ORG. #14 TOP 100 NR

HEIGHT: 6' 0" **WEIGHT:** 189 **BATS:** LEFT **THROWS:** RIGHT **AGE:** 25
AS OF OPENING DAY 2018

FILIA'S CAREER SUMMARY

Single-Game Career High...	R	H	2B	3B	HR	RBI	SB
	4	5	2 (7x)	1 (6x)	1 (9x)	5	2
	8/27/16	8/27/16	9/3/17	5/25/17	8/31/17	6/17/17	7/13/16

2017:

- Logged time in 128 games with Advanced-A Modesto...hit .326 (160x491) with 63 R, 28 2B, 5 3B, 5 HR, 59 RBI, and 9 SB...set career-high marks in games played, runs, hits, doubles, triples, home runs, RBI, and walks.
- Finished the year leading the California League in walks (65) and on-base percentage (.407)...ranked among the league leaders in batting average (third, .326), games (fifth, 128), and hits (fifth, 160)...posted lowest PA/K ratio in the league at 12.60 (min. 2.7 PA/league games).
- Posted second-best batting average (.326) among all Seattle minor league players.
- Selected to California League Post-Season All-Star team.
- Named California League Player of the Week for Aug. 28 – Sept. 4, final week of the season...played in seven games and recorded a hit in each contest, hitting .607 (17x28) with 4 R, 5 2B, 2 HR, and 6 RBI.
- Posted a season-best 12-game hitting streak from June 15-29...hit .389 (21x54) with 5 R, 4 2B, 2 HR, and 11 RBI over that stretch.
- Named MiLB.com Organizational All-Star following the conclusion of the year.
- Played in 22 games for Peoria in the Arizona Fall League, hitting .408 (31x76) with 15 R, 4 2B, 4 3B, 1 HR, and 13 RBI.
- Honored with Arizona Fall League All-Prospect Team selection.

2016:

- Spent majority of first professional season with short-season Everett (68 G), while also logging one game with Tacoma...combined to hit .360 (89x247) with 44 R, 19 2B, 1 3B, 4 HR, 46 RBI, and 10 SB.
- While with Everett (two stints), hit .362 (89x246) with 43 R, 19 2B, 1 3B, 4 HR, 46 RBI, and 10 SB.
- Named Northwest League Most Valuable Player following the season after winning the circuits batting title.
- Selected to Northwest League Mid- and Post-Season All-Star teams...started in right field for the NW League in the all-star game, going 2-for-3 with 1 R, 2 RBI, and 1 SB.
- Led the Northwest League in batting average (.362), hits (89), on-base percentage (.450), and total bases (122)...also ranked among the league leaders in games (second, 68), RBI (T-first, 46), doubles (second, 19), slugging percentage (second, .496), and walks (fourth, 39).
- Notched a career-high five hits on August 27 against Vancouver (5x5, 4 R, 2 2B).
- Named Northwest League Player of the Month for August after leading the circuit in batting average (.424), hits (42), runs (24), doubles (10), and on-base percentage (.500) during the month.
- Posted season-long nine-game hitting streak from August 26 – the end of the season...hit .548 (23x42) with 9 R, 8 2B, and 12 RBI over that stretch.
- Hit .438 (7x16) with 1 R, 2 2B, 4 RBI, 4 BB, and 2 SB across five games for Everett in the Northwest League playoffs.
- Transferred to Tacoma on September 5 and played one game for the Rainiers that same day against Reno (0x1, R, BB).
- Named to MiLB.com Organizational All-Star team following the season.

Personal:

- Eric Robert Filia.
- Attended UCLA and played baseball for the Bruins from 2012-16...missed 2014 season due to injury...also missed the 2015 season...selected to All-Pac-12 team as a senior in 2016...posted a career batting average of .280 (155x554) with 90 R, 27 2B, 3 3B, 4 HR, 81 RBI, and 23 SB.
- Graduated from Edison High School in Huntington Beach, CA in 2011...competed with Babe Ruth gold medal team at Tournament of Stars in Cary, NC...named to Team USA National Team trial quad in both 2009 and 2010.

FILIA'S CAREER PLAYING RECORD

Year	Team	LG	AVG	G	AB	R	H	2B	3B	HR	RBI	BB	SO	SB	CS	OBP	SLG	SF	SAC	HP
2016	Everett	NWL	.362	68	246	43	89	19	1	4	46	39	19	10	5	.450	.496	3	1	3
	Tacoma	PCL	.000	1	1	1	0	0	0	0	0	1	0	0	0	.500	.000	0	0	0
2017	Modesto	CAL	.326	128	491	63	160	28	5	5	59	65	45	9	6	.407	.434	5	0	6
Minor Lg Totals			.337	197	738	107	249	47	6	9	105	105	64	19	11	.422	.454	8	1	9



After hitting .326 with 63 R and 59 RBI with Modesto in 2017, outfielder Eric Filia earned a California League Post-Season All-Star selection and a spot on the MLB.com Organizational All-Star team.

FRONT
OFFICE

CHENEY
STADIUM

COACHES/
STAFF

2018
RAINIERS

2017 SEASON
REVIEW

OPPONENTS

HISTORY &
RECORDS

MEDIA &
MISC.



DAVID FREITAS

C

BORN: 03/18/1989 IN WILTON, CA
RESIDES: WILTON, CA

ACQUIRED: CLAIMED OFF WAIVERS FROM ATLANTA ON OCT. 27, 2017.

DRAFTED: SELECTED BY WASHINGTON IN THE 15TH ROUND OF THE 2010 DRAFT.

HEIGHT: 6' 2" **WEIGHT:** 240 **BATS:** RIGHT **THROWS:** RIGHT **AGE:** 29

AS OF OPENING DAY 2018

FREITAS' CAREER SUMMARY

Single-Game Career High...	R	H	2B	3B	HR	RBI	SB
	3 (5x)	5	2 (10x)	1	2 (2x)	5 (2x)	1 (8x)
	8/23/16	6/6/12	8/23/16	5/26/16	5/23/13	7/5/12	6/23/16

2017:

- Spent time with Triple-A Gwinnett (72 G) and Atlanta (6 G)...combined to hit .261 (66x253) with 30 R, 15 2B, 3 HR, and 23 RBI.
- Opened the year with Gwinnett and hit .263 (62x236) with 28 R, 13 2B, 3 HR, and 21 RBI for the Triple-A Braves over 72 games.
- Posted a season-long 11-game hitting streak from July 4-24...hit .341 (14x41) with 3 R, 3 2B, and 8 RBI over the course of the streak.
- Logged a .297 (11x37) batting average with seven runs over the first 12 games of the season in April.
- Recorded 12 multi-hit games, including a season-best three-hit performance on June 15 at Toledo (3x5, R, RBI)...drove in multiple RBI four times.
- Recalled by Atlanta on August 30 and made Major League debut that same day at Philadelphia (1x3, R, 2B, RBI).
- Over six games with the Braves, hit .235 (4x17) with 2 R, 2 2B, and 2 RBI.
- Combined over the entire season to throw out 30.9% (38 SB, 17 CS) of attempted base stealers.

2016:

- Registered time with Triple-A Iowa (25 G) and Double-A Tennessee (66 G)...combined to hit .295 (98x332) with 44 R, 27 2B, 1 3B, 6 HR, 53 RBI, and 3 SB...set a career-high mark in stolen bases.
- Season batting average of .295 (98x332) was best single-season mark since 2010, first year in professional ball (.307/67x218).
- Kicked off the year with Tennessee, and over three stints with the Smokies hit .286 (71x248) with 37 R, 20 2B, 1 3B, 4 HR, and 38 RBI.
- Finished the year ranked third on the Smokies team with 38 RBI.
- Over a pair of stints with Iowa, combined to hit .321 (27x84) with 7 R, 7 2B, 2 HR, 15 RBI, and 3 SB.
- Combined to throw out 24.5% (40 SB, 13 CS) of attempted base stealers.
- Logged time defensively at catcher (43 G) and first base (33 G).

2015:

- Split the year between Double-A Bowie (71 G) and Triple-A Norfolk (4 G)...combined to hit .241 (63x261) with 29 R, 14 2B, 8 HR, 33 RBI, and 1 SB.
- Opened the year with Bowie and spent majority of the season with the Baysox...hit .242 (60x248) with 28 R, 12 2B, 8 HR, 33 RBI, and 1 SB over four stints.
- Recorded 11 multi-hit outings with Bowie, including five three-hit performances...recorded at least one base hit in 44-of-71 contests with the Baysox.
- Scattered seven games with Norfolk over three stints with the club, hitting .231 (3x13) with 1 R, and 2 2B.
- Threw out 17.1% (34 SB, 7 CS) of attempted base stealers on the year.

2014:

- Played with Double-A Bowie (53 G) and Triple-A Norfolk (8 G) in first season in the Baltimore organization...combined to hit .263 (50x190) with 24 R, 12 2B, 6 HR, and 29 RBI.
- Posted time in 53 games with Bowie across two stints with the club, hitting .250 (42x168) with 22 R, 11 2B, 5 HR, and 25 RBI.
- Logged a season-best eight-game hitting streak from August 14-27 in Bowie...hit .429 (12x28) with 6 R, 2 2B, 2 HR, and 4 RBI over that stretch.
- Transferred to Norfolk twice, accumulating eight games with the Tides and hitting .364 (8x22) with 2 R, 1 2B, 1 HR, and 4 RBI.
- Combined to throw out 28.3% (38 SB, 15 CS) of attempted base stealers all year.

2013:

- Saw time playing with Double-A Midland (61 G) and Triple-A Sacramento (29 G)...combined to hit .231 (74x321) with 47 R, 14 2B, 10 HR, and 30 RBI.
- Opened the year with Sacramento and spent time with the River Cats twice, accumulating 29 games played and posting a .268 (26x97) batting average with 13 R, 8 2B, 1 HR, and 9 RBI.

FRONT OFFICE

CHENEY STADIUM

COACHES/STAFF

2018 RAINIERS

2017 SEASON REVIEW

OPPONENTS

HISTORY & RECORDS

MEDIA & MISC.

FREITAS (CONTINUED)

2013 (continued):

- Transferred to Midland on April 6 and spent 61 games with the RockHounds...hit .214 (48x224) with 34 R, 6 2B, 9 HR, and 21 RBI.
- Swatted solo home runs in five consecutive hits over a five-game span from May 16-24...went 5-for-20 over that stretch.
- Threw out a combined 19.7% (102 SB, 25 CS) of attempted base stealers across time with Midland and Sacramento.
- After the season concluded, was traded on December 12 from Oakland to Baltimore to complete an earlier trade (Dec. 2: OAK trades PTBNL and INF Jemile Weeks to Baltimore in exchange for RHP Jim Johnson).

2012:

- Divided time between Advanced-A Potomac (78 G) and Double-A Midland (20 G)...combined to hit .283 (95x336) with 49 R, 28 2B, 7 HR, and 57 RBI.
- Began the season with Potomac, hitting .271 (74x273) with 37 R, 22 2B, 5 HR, and 46 RBI across 78 games with the Nationals.
- Named to the Carolina League Mid-Season All-Star team...started at catcher for the Carolina All-Stars (1x1, R, 2B, RBI, BB).
- Traded from Washington to Oakland in exchange for Kurt Suzuki (of) on August 3.
- Reported to Midland and finished out the year with 20 games for the RockHounds...hit .333 (21x63) with 12 R, 6 2B, 2 HR, and 11 RBI.

2011:

- Checked in with a full season for Single-A Hagerstown (123 G)...hit .288 (123x427) with 67 R, 30 2B, 13 HR, 73 RBI, and 2 SB...set career-high marks in games, runs, hits, doubles, home runs, and RBI.
- Led the South Atlantic League with 82 walks and ranked second on the circuit in on-base percentage (.409).
- Posted a .996 fielding percentage, leading the league as the circuit's only qualified catcher with 86 games behind the plate.
- Selected to South Atlantic League Mid-Season All-Star team...started at catcher for the North and went 0-for-2 in the all-star game.
- Notched a season-long 10-game hitting streak from June 12-24...hit .487 (19x39) with 5 R, 3 2B, 3 HR, and 8 RBI during the streak.
- Threw out 25.3% (115 SB, 39 CS) of attempted base stealers.
- Named to MiLB.com Organizational All-Star team following the conclusion of the season.

2010:

- Began professional career with short-season Vermont (62 G), hitting .307 (67x218) with 32 R, 19 2B, 4 HR, 40 RBI, and 2 SB.
- Made pro debut on June 18 against Lowell (1x4, 2 R, BB).
- Hit first career pro home run on July 22 at Connecticut (2x3, 2 R, HR, RBI).
- Named to New York-Penn League Mid-Season All-Star team...started at catcher for the NL all-stars and went 0-for-2.
- Selected as New York-Penn League Player of the Week for July 19-26...played in seven games and hit .364 (8x22) with 5 R, 2 2B, 2 HR, and 5 RBI over that week.
- Gunned down 35.4% (31 SB, 17 CS) of attempted base stealers.

Personal:

- David Joseph Freitas.
- Played collegiately for Cosumnes River College in Sacramento, CA...named Junior College All-American at catcher...transferred to University of Hawaii for junior year in 2010, hitting .292 (63x216) with 43 R, 9 2B, 10 HR, and 49 RBI.
- Graduated from Elk Grove (CA) High School in 2007...led his team to section championships from 2005-07.

FREITAS' CAREER PLAYING RECORD

Year	Team	LG	AVG	G	AB	R	H	2B	3B	HR	RBI	BB	SO	SB	CS	OBP	SLG	SF	SAC	HP
2010	Vermont	NYP	.307	62	218	32	67	19	0	4	40	34	47	2	0	.408	.450	3	1	5
2011	Hagerstown	SAL	.288	123	427	67	123	30	0	13	73	82	87	2	1	.409	.450	1	0	6
2012	Potomac	CAR	.271	78	273	37	74	22	0	5	46	39	52	0	0	.374	.407	2	0	7
	Midland	TEX	.333	20	63	12	21	6	0	2	11	6	15	0	0	.392	.524	3	0	2
2013	Midland	TEX	.214	61	224	34	48	6	0	9	21	20	39	0	0	.285	.362	0	0	2
	Sacramento	PCL	.268	29	97	13	26	8	0	1	9	11	14	0	0	.355	.381	0	0	2
2014	Bowie	EAS	.250	53	168	22	42	11	0	5	25	19	24	0	0	.328	.405	1	1	1
	Norfolk	INT	.364	8	22	2	8	1	0	1	4	6	3	0	0	.500	.545	0	0	0
2015	Norfolk	INT	.231	4	13	1	3	2	0	0	0	0	0	0	0	.231	.385	0	0	0
	Bowie	EAS	.242	71	248	28	60	12	0	8	33	17	37	1	0	.302	.387	4	1	6
2016	Iowa	PCL	.321	25	84	7	27	7	0	2	15	7	20	3	0	.362	.476	3	1	0
	Tennessee	SOU	.286	66	248	37	71	20	1	4	38	21	47	0	0	.344	.423	0	0	1
2017	Gwinnett	INT	.263	72	236	28	62	13	0	3	21	25	35	0	0	.338	.356	4	0	4
	ATLANTA	NL	.235	6	17	2	4	2	0	0	2	0	4	0	0	.235	.353	0	0	0
Minor Lg Totals			.272	672	2321	320	632	157	1	57	336	287	420	8	1	.358	.414	21	4	36
Major Lg Totals			.235	6	17	2	4	2	0	0	2	0	4	0	0	.235	.353	0	0	0



RYAN GARTON

RHP

BORN: 12/05/1989 IN CLEARWATER, FL
RESIDES: TRINITY, FL

ACQUIRED: IN A 5-PLAYER TRADE WITH TAMPA BAY ON AUG. 6, 2017.

DRAFTED: SELECTED BY TAMPA BAY IN THE 34TH ROUND OF THE 2012 DRAFT.

HEIGHT: 5' 10" **WEIGHT:** 190 **BATS:** RIGHT **THROWS:** RIGHT **AGE:** 28

AS OF OPENING DAY 2018

GARTON'S CAREER SUMMARY

Single-Game Career High...	IP	H	R	ER	HR	K	BB
	4.1	6	4 (7x)	4 (3x)	1 (20x)	5 (2x)	6
	5/4/14	5/26/16	8/24/17	6/30/16	9/23/17	6/16/16	7/11/13

2017:

- Spent time with Triple-A Durham (24 G, 1 GS), Tampa Bay (7 G), Seattle (13 G), and Tacoma (7 G)...combined to go 2-3 with four saves and a 3.49 ERA (26ERx67.0IP).
- Opened the year with Triple-A Durham and over four stints with the Bulls went 2-0 with four saves and a 1.64 ERA (6ERx33.0IP).
- Made first career professional start with Durham on July 30 at Lehigh Valley (2.0,2,0,0,1,4).
- Held opponents in the International League without an earned run in 20-of-24 outings...never allowed more than two ER in an outing.
- Spent time on the Durham 7-day disabled list from June 21 – July 5.
- Spent three stints with Tampa Bay (April 22 – May 1, May 24-29, May 31 – June 11)...combined to go 0-1 with a 8.71 ERA (10ERx10.1IP) for the Rays.
- Traded from Tampa Bay to Seattle along with teammate Mike Marjama (c) in exchange for a player to be named later, Anthony Misiewicz (lhp), and Luis Rengifo (inf) on August 6.
- Assigned to Tacoma and over two stints with the Rainiers went 0-2 with a 6.00 ERA (8ERx12.0IP) in seven relief outings.
- Recalled by Seattle on September 1 and made 13 relief outings for the Mariners, going 0-0 with a 1.54 ERA (2ERx11.2IP).
- Over time with Tampa Bay, Durham, Seattle, and Tacoma, limited opposing hitters to a .196 (47x240) batting average...right-handed batters hit .195 (25x128), while lefties hit .196 (22x112).
- Outrighted off the 40-man roster following the season on October 26.

2016:

- Split the season between Tampa Bay (37 G) and Triple-A Durham (22 G)...combined to go 5-2 with three saves and a 3.79 ERA (30ERx71.1IP)...set career-high marks in games played and innings pitched.
- Began the year with Durham and spent time with the club on four occasions...went a combined 4-0 with two saves and a 3.09 ERA (11ERx32.0IP) with the Bulls.
- Posted a 3-0 record with a 2.61 ERA (6ERx20.2IP) while at home with Durham...went 1-0 with two saves and a 3.97 ERA (5ERx11.1IP) on the road.
- Selected by Tampa Bay on May 25 and made Major League debut in relief the next day on May 26 against Miami (2.0,6,3,3,0,0).
- Over four stints with the Rays, went 1-2 with one save and a 4.35 ERA (19ERx39.1IP).
- Earned first career Major League win on June 14 against Seattle (0.2,0,0,0,1,0).
- Logged first Major League save on July 4 against Los Angeles-AL (0.2,1,0,0,1,1).
- Spent time on the Durham 7-day disabled list from July 21-26.
- Combined over the course of the season to limit opposing hitters to a .266 (75x282) batting average...right-handers hit .249 (43x173), while lefties hit .294 (32x109).

2015:

- Registered a complete season with Double-A Montgomery (41 G)...went 6-1 with a 2.95 ERA (20ERx61.0IP).
- Finished the season leading the Southern League's qualified relief pitchers (min. 0.4 IP/league games) in lowest batting average (.197), highest K/9 rate (10.33), and fewest baserunners/9 IP ratio (11.51).
- Held opponents without an earned run in 29-of-41 appearances with Montgomery...allowed more than one earned run on just four occasions.
- Went 3-0 with a 1.02 ERA (2ERx17.2IP) across 10 relief outings in July.
- Recorded 70 strikeouts in 41 appearances (61.1 IP), the second most among Montgomery relievers.
- Held opposing hitters to a .197 (44x223) batting average...right-handers hit .178 (23x129), while left-handers hit .223 (21x94).

2014:

- Made 40 relief appearances over a full season with Advanced-A Charlotte, going 6-2 with four saves and a 3.07 ERA (23ERx67.1IP).

FRONT OFFICE

CHENEY STADIUM

COACHES/STAFF

2018 RAINIERS

2017 SEASON REVIEW

OPPONENTS

HISTORY & RECORDS

MEDIA & MISC.

GARTON (CONTINUED)

2012 (continued):

- Converted 4-of-8 save opportunities...posted a 4.77 ERA (6ERx11.1IP) in save situations.
- Posted a 6-1 record with two saves and a 2.62 ERA (10ERx34.1IP) at home, while going 0-1 with two saves and a 3.55 ERA (13ERx33.0IP) on the road.
- Limited opposing hitters to a .244 (61x250) batting average...right-handers hit .286 (42x147) and lefties hit .184 (19x103).

2013:

- Pitched second pro season with Single-A Bowling Green (40 G), going 4-3 with eight saves and a 2.44 ERA (19ERx70.0IP)...set a career-high mark in saves.
- Finished the year ranked fourth in the Midwest League with 30 games finished.
- Led Bowling Green with eight saves and ranked third on the team in games played (40).
- Went 2-0 with five saves and a 1.15 ERA (5ERx39.0IP) over 20 games at home...across 20 games on the road went 2-3 with three saves and a 4.06 ERA (14ERx31.0IP).
- Held opposing hitters to a .212 (54x255) batting average...right-handed batters hit .215 (31x144), while lefties hit .207 (23x111).

2012:

- Began career with short-season Hudson Valley (21 G)...went 4-0 with seven saves and a 2.00 ERA (6ERx27.0IP) for the Renegades.
- Led Hudson Valley in saves (7) and ranked second on the team in games played (21).
- Made professional debut in relief on June 21 at Aberdeen (1,0,1,0,0,2)...earned first career win.
- Logged first pro save on July 9 at Auburn (1,1,0,0,0,2).
- Limited opposing batters to a .190 (19x100) batting average...right-handed batters hit .167 (10x60), while left-handers hit .225 (9x40).

Personal:

- Ryan Patrick Garton.
- Played college ball with Florida Atlantic University from 2009-12...combined to go 21-11 with a 4.51 ERA (137ERx273.1IP) in 65 career games (40 GS)...tied for first in the conference in wins (9) as a senior, and named to All-Sun Belt First Team.
- Graduated from J.W. Mitchell High School in New Port Richey, FL in 2009...finished career second all-time in career hits...also played varsity football...earned All-Sunshine Athletic Conference academic honors.
- Father, Ed, played professionally for the Little Falls Mets in the New York/Penn League in 1981...both grandfathers both also played professionally: Ed Garton Sr. pitched for two years in the Pirates system; Thomas Massaro played internationally.

GARTON'S CAREER PITCHING RECORD

Year	Team	LG	W-L	ERA	G	GS	CG	SHO	SV	IP	H	R	ER	HR	HB	BB	SO	WP	BK
2012	Hud. Valley	NYP	4-0	2.00	21	0	0	0	7	27.0	19	9	6	0	0	8	31	1	1
2013	Bowl. Green	MID	4-3	2.44	40	0	0	0	8	70.0	54	19	19	3	5	34	62	4	0
2014	Charlotte	FSL	6-2	3.07	40	0	0	0	4	67.1	61	29	23	3	1	28	44	5	0
2015	Montgomery	SOU	6-1	2.95	41	0	0	0	0	61.0	44	22	20	2	2	32	70	3	0
2016	Durham	INT	4-0	3.09	22	0	0	0	2	32.0	31	14	11	1	1	10	39	2	0
	TAMPA BAY	AL	1-2	4.35	37	0	0	0	1	39.1	44	20	19	5	0	11	33	2	0
2017	TAMPA BAY	AL	0-1	8.71	7	0	0	0	0	10.1	13	10	10	3	0	5	9	2	0
	Durham	INT	2-0	1.64	24	1	0	0	4	33.0	18	6	6	2	0	16	46	1	0
	Tacoma	PCL	0-2	6.00	7	0	0	0	0	12.0	11	11	8	0	2	8	15	2	1
	SEATTLE	AL	0-0	1.54	13	0	0	0	0	11.2	5	2	2	1	0	1	7	0	0
Minor Lg Totals			26-8	2.77	195	1	0	0	25	302.1	238	110	93	11	11	136	307	18	2
Major Lg Totals			1-3	4.55	57	0	0	0	1	61.1	62	32	31	9	0	17	49	4	0



DARIN GILLIES

RHP

BORN: 11/06/1992 IN SAN JOSE, CA
RESIDES: TEMPE, AZ

ACQUIRED: SELECTED BY SEATTLE IN THE 10TH ROUND OF THE 2015 DRAFT.

HEIGHT: 6' 4"
WEIGHT: 220
BATS: RIGHT
THROWS: RIGHT
AGE: 25

AS OF OPENING DAY 2018

GILLIES' CAREER SUMMARY

Single-Game Career High...	IP	H	R	ER	HR	K	BB
	5.0	6 (4x)	7	6	2 (2x)	7	3 (4x)
	7/9/15	9/4/15	7/31/15	7/31/15	7/30/17	8/24/15	8/13/17

2017:

- Made 39 appearances in relief with Double-A Arkansas, going 3-3 with three saves and a 3.32 ERA (22ERx59.2IP)...tied career-high mark in games played (also: 2016).
- Ranked fifth among Texas League qualified relievers (min. 0.4 IP/league games) in lowest batting average (.231).
- Finished the season ranked third on the Travelers with 39 appearances.
- Tossed 18.1 consecutive scoreless innings (spanning 11 games) from May 6 – June 19...over that stretch allowed just 12 hits and struck out 16.
- Went 1-1 with a 2.59 ERA (9ERx31.1IP) over 20 games at home...posted a 2-2 record with three saves and a 4.13 ERA (13ERx28.1IP) across 19 road games.
- Struck out a season-high five batters on May 20 at Tulsa (2,2,2,0,0,0,5).
- Limited opposing hitters to a .231 (52x225) batting average...right-handed batters hit .255 (36x141), while lefties hit .190 (16x84).

2016:

- Split the year between Single-A Clinton (21 G) and Advanced-A Bakersfield (18 G)...combined to go 7-3 with eight saves and a 1.76 ERA (13ERx66.2IP)...set career-high marks in wins and saves.
- Opened the year with Clinton, and went 5-2 with seven saves and a 1.19 ERA (5ERx37.2IP).
- Converted 7-of-9 save opportunities with the LumberKings...recorded first professional save on April 23 against Cedar Rapids (1,0,0,0,0,0,2).
- Selected as a Midwest League Mid-Season All-Star...suffered a blown save for the West All-Stars in the all-star game (0,2,3,2,2,0,0,HR).
- Transferred to Bakersfield on June 23 and spent the remainder of the year with the Blaze going 2-1 with one save and a 2.48 ERA (8ERx29.0IP).
- Spent time on the Bakersfield 7-day disabled list from August 28 – September 7.
- Over the course of the entire season, held opponents without an earned run in 30-of-39 appearances...allowed more than one earned run on just three occasions.
- Combined to hold opposing hitters to a .186 (44x236) batting average...right-handed batters hit .157 (18x115), while lefties hit .215 (26x121).

2015:

- Began professional career with short-season Everett (16 G, 6 GS)...went 1-2 with a 4.36 ERA (21ERx43.1IP).
- Made pro debut on June 20 in relief against Eugene (2,0,1,2,0,1,3).
- Logged first professional start on July 4 against Hillsboro (3,0,1,2,0,3,3,HR)...did not factor into the decision.
- Earned first career win in a start on July 9 at Boise (5,0,3,2,2,1,HR).
- Limited opposing hitters to a .279 (46x165) batting average...right-handers hit .289 (28x97), while left-handers hit .265 (18x68).

Personal:

- Darin Paul Gillies.
- Played four seasons at Arizona State University from 2012-15...combined to post a career record of 9-16 with one save and a 4.62 ERA (100ERx195.0IP) in 84 appearances (28 GS).
- Graduated from San Benito (CA) High School in 2012.

GILLIES' CAREER PITCHING RECORD

Year	Team	LG	W-L	ERA	G	GS	CG	SHO	SV	IP	H	R	ER	HR	HB	BB	SO	WP	BK
2015	Everett	NWL	1-2	4.36	16	6	0	0	0	43.1	46	30	21	3	8	26	37	6	0
2016	Clinton	MID	5-2	1.19	21	0	0	0	7	37.2	21	6	5	3	2	9	39	1	0
	Bakersfield	CAL	2-1	2.48	18	0	0	0	1	29.0	23	8	8	4	0	9	36	0	0
2017	Arkansas	TEX	3-3	3.32	39	0	0	0	3	59.2	52	23	22	4	1	25	47	2	0
Minor Lg Totals			11-8	2.97	94	6	0	0	11	169.2	142	67	56	14	11	69	159	9	0

FRONT OFFICE

CHENEY STADIUM

COACHES/STAFF

2018 RAINIERS

2017 SEASON REVIEW

OPPONENTS

HISTORY & RECORDS

MEDIA & MISC.



TUFFY GOSEWISCH

C

BORN: 08/17/1983 IN FREEPORT, IL
RESIDES: PHOENIX, AZ

ACQUIRED: CLAIMED OFF WAIVERS FROM ATLANTA ON JAN. 26, 2017.

DRAFTED: SELECTED BY PHILADELPHIA IN THE 11TH ROUND OF THE 2005 DRAFT.

HEIGHT: 5' 11" **WEIGHT:** 200 **BATS:** RIGHT **THROWS:** RIGHT **AGE:** 34

AS OF OPENING DAY 2018

GOSEWISCH'S CAREER SUMMARY

Single-Game Career High...	R	H	2B	3B	HR	RBI	SB
	3 (10x)	4 (3x)	3	1 (8x)	2 (4x)	6	1 (11x)
	8/27/13	5/14/13	5/7/15	8/11/16	6/30/16	6/1/11	8/25/17

2017:

- Played majority of the season with Tacoma (85 G), while also spending time in Seattle (11 G)...combined to hit .215 (66x307) with 28 R, 22 2B, 4 HR, and 33 RBI.
- Broke camp with Tacoma, and hit .229 (64x279) with 27 R, 22 2B, 4 HR, and 33 RBI over 85 games with the Rainiers.
- Registered 13 multi-hit games...had five multi-RBI contests...drove in a season-high 5 RBI on July 3 against Albuquerque (2x3, R, HR, 5 RBI).
- While with Tacoma, hit .328 (20x61) against left-handed pitchers, while hitting .202 (44x218) against righties.
- Recalled by Seattle on May 5...played in 11 games for the Mariners and hit .071 (2x28) with 1 R...optioned back to Tacoma on May 22.
- Designated for assignment on August 6 and outrighted to Tacoma roster on August 10.

2016:

- Split the year between Triple-A Reno (58 G) and Arizona (33 G), hitting a combined .284 (82x289) with 41 R, 14 2B, 2 3B, 12 HR, and 35 RBI.
- Opened the season with Reno, hitting .342 (68x199) with 33 R, 13 2B, 1 3B, 9 HR, and 26 RBI over 58 games with the Aces.
- Posted a season-best 11-game hitting streak from May 31 – June 14...hit .467 (21x45) with 10 R, 5 2B, 1 3B, 1 HR, and 7 RBI during that stretch.
- Named to the Pacific Coast League Mid-Season All-Star team...did not play in all-star game due to promotion to Arizona.
- Recalled by the Diamondbacks on July 1 and spent the remainder of the season in Arizona...hit .156 (14x90) with 8 R, 1 2B, 1 3B, 3 HR, and 7 RBI.
- Combined to throw out 21-of-57 (36.8%) attempted base stealers.

2015:

- Spent the year with Arizona, playing in 38 games and hitting .211 (27x128) with 9 R, 6 2B, 1 HR, 13 RBI, and 2 SB.
- Tore right ACL on May 27 and placed on the 15-day disabled list on May 28...underwent surgery to repair knee on June 5, performed by Dr. Gary Waslewski...transferred to 60-day disabled list on July 4...activated from disabled list on Nov. 3.
- Threw out 36.7% (19 SB, 11 CS) of would-be base stealers.

2014:

- Logged a full season with Arizona (41 G)...hit .225 (29x129) with 6 R, 8 2B, 1 HR, and 7 RBI.
- Through 35 games behind the plate, posted a .996 fielding percentage, the ninth best mark among National League catchers.
- Threw out 42.1% (11 SB, 8 CS) of attempted base stealers.
- Recorded a season-high three hits twice...Sep. 17 against San Francisco (3x4, 2B)...June 13 at Los Angeles NL (3x4, RBI).

2013:

- Registered time with Triple-A Reno (72 G) and Arizona (14) during first season in the Diamondbacks organization...hit a combined .268 (79x295) with 31 R, 22 2B, 1 3B, 7 HR, 36 RBI, and 1 SB.
- Kicked off the campaign with Reno, hitting .284 (71x250) with 30 R, 20 2B, 1 3B, 7 HR, 33 RBI, and 1 SB over two stints with the club.
- Posted a season-best 11-game hitting streak from May 3-24...hit .450 (18x40) with 5 R, 1 2B, 2 HR, and 6 RBI over the streak.
- Named to the Pacific Coast League Mid-Season All-Star team...posted a .281 (57x203) batting average with 24 R, 16 2B, 1 3B, 6 HR, and 24 RBI before the break...went 0-for-2 in the all-star game.
- Selected by Arizona on Aug. 1 and made Major League debut that same day at Texas...went 1-for-3.
- Across two stints and 14 games with the Rangers, hit .178 (8x45) with 1 R, 2 2B, and 3 RBI.

GOSEWISCH (CONTINUED)

2013 (continued):

- Selected as an MiLB.com Organizational All-Star following the season.
- Played with Licey in the Dominican Winter League.

2012:

- Played with Triple-A Lehigh Valley (65 G) and Triple-A Las Vegas (24 G)...combined to hit .216 (64x296) with 31 R, 21 2B, 1 3B, 5 HR, and 28 RBI.
- Opened the year with Lehigh Valley, hitting .192 (41x213) with 22 R, 13 2B, 4 HR, and 20 RBI for the IronPigs.
- Traded from Philadelphia to Toronto in exchange for future considerations on July 31.
- Closed out the remainder of the season with Las Vegas, hitting .277 (23x83) with 9 R, 8 2B, 1 3B, 1 HR, and 8 RBI.
- Threw out attempted base stealers at a rate of 32.9% (55 SB, 27 CS) across time with Lehigh Valley and Las Vegas.

2011:

- Logged a second consecutive full season with Double-A Reading (109 G)...hit .247 (91x369) with 41 R, 19 2B, 13 HR, 66 RBI, and 4 SB...set career high marks in games, hits, home runs, and RBI.
- Hit .309 (21x68) with 7 R, 2 2B, 3 HR, and 16 RBI through 20 games in June.
- Registered a .318 (28x88) batting average against left-handed pitchers, while hitting .224 (63x281) against righties.
- Caught 108 games, and threw out 32.8% (82 SB, 40 CS) of would-be base stealers.

2010:

- Played a full year with Double-A Reading (97 G), hitting .241 (75x311) with 46 R, 22 2B, 1 3B, 9 HR, and 32 RBI.
- Named the Best Defensive Catcher in the Eastern League by Baseball America following the season...posted a league-best .997 fielding percentage and threw out 31.8% (58SB, 27 CS) of base stealers, the fifth best mark on the circuit.
- Went 3-for-4 with 2 R, 2 HR, and as season-high 4 RBI on Aug. 27 against Binghampton.

2009:

- Posted time with Double-A Reading (60 G) and Triple-A Lehigh Valley (16 G)...combined to hit .235 (61x260) with 22 R, 20 2B, 1 HR, and 21 RBI.
- Spent time on the 7-day disabled list from July 16 – Aug. 12 with a left hand fracture.
- While with Reading, hit .244 (50x205) with 16 R, 17 2B, 1 HR, and 20 RBI.
- Transferred to Lehigh Valley on Aug. 14 and spent the rest of the year with the IronPigs, hitting .200 (11x55) with 6 R, 3 2B, and 1 RBI.
- Played for Scottsdale (11 G) in the Arizona Fall League...hit .318 (14x44).

2008:

- Logged time in 102 games with Advanced-A Clearwater, hitting .218 (72x330) with 38 R, 19 2B, 1 3B, 3 HR, 34 RBI, and 2 SB.
- Posted best month of the season in May, hitting .270 (17x63) with 8 R, 4 2B, 1 HR, and 10 RBI through 23 games.
- Recorded 19 multi-hit games, including four three-hit games and one four-hit contest on July 30 at Sarasota (4x5, 2 R, 2B).
- Played for Mesa in the Arizona Fall League...hit .280 (7x25).

2007:

- Member of the Single-A Lakewood BlueClaws (92 G) for a full season...hit .224 (76x339) with 52 R, 24 2B, 2 3B, 5 HR, and 45 RBI...set career-high marks in runs and doubles.
- Named to the South Atlantic League Mid-Season All-Star team...hit .226 (40x177) before the break...came in at catcher off the bench and did not record an at-bat in the all-star game.
- Hit .292 (21x72) with 12 R, 3 2B, 1 3B, 1 HR, and 11 RBI through 19 games in May.
- Gunned down 38.8% (74 SB, 47 CS) of would-be base stealers.

2006:

- Spent a full year with Advanced-A Clearwater in the Florida State League...hit .252 (77x305) with 32 R, 14 2B, 9 HR, 39 RBI, and 1 SB.
- Hit only .228 (31x136) during the first half of the season, but hit .272 (46x169) after the all-star break.
- Threw out 41.1% (73 SB, 51 CS) of attempted base stealers.

2005:

- Kicked off professional career with short-season Batavia (10 G)...hit .237 (9x38) 2 R, 1 2B, and 5 RBI.
- Made pro debut on July 5, going 0-for-3.
- Season cut short due to a right elbow contusion.
- Threw out 42.9% (8 SB, 6 CS) of attempted base stealers.

Personal:

- James Benjamin Gosewisch.
- Wife, Kyleyn...daughter, Everleigh.
- Graduated from Horizon (AZ) High School...had jersey No. 2 retired by the program in 2016.
- Played collegiately at Arizona State University from 2002-05...posted a career batting average of .320 (203x634) with 126 R, 40 2B, 3 3B, 10 HR, 166 RBI, and 7 SB with the Sun Devils...named a semifinalist for the Johnny Bench Award in 2004 and 2005.
- Brother, Chip, spent two years in the Los Angeles AL system from 1999-2000.

GOSEWISCH'S CAREER PLAYING RECORD

Year	Team	LG	AVG	G	AB	R	H	2B	3B	HR	RBI	BB	SO	SB	CS	OBP	SLG	SF	SAC	HP
2005	Batavia	NYP	.237	10	38	2	9	1	0	0	5	2	6	0	0	.275	.263	0	0	0
2006	Clearwater	FSL	.252	95	305	32	77	14	0	9	39	24	55	1	0	.318	.387	2	2	6
2007	Lakewood	SAL	.224	92	339	52	76	24	2	5	45	29	69	0	3	.296	.351	4	2	7
2008	Clearwater	FSL	.218	102	330	38	72	19	1	3	34	31	44	2	1	.292	.309	4	4	5
2009	Reading	EAS	.244	60	205	16	50	17	0	1	20	14	34	0	1	.314	.341	0	3	7
	Lehigh Valley	INT	.200	16	55	6	11	3	0	0	1	2	13	0	0	.228	.255	0	0	0
2010	Reading	EAS	.241	97	311	46	75	22	1	9	32	49	67	0	0	.353	.405	0	5	5
2011	Reading	EAS	.247	109	369	41	91	19	0	13	66	20	61	4	6	.295	.404	6	3	8
2012	Lehigh Valley	INT	.192	65	213	22	41	13	0	4	20	9	42	0	0	.241	.310	1	0	5
	Las Vegas	PCL	.277	24	83	9	23	8	1	1	8	9	17	0	1	.365	.434	1	1	3
2013	Reno Aces	PCL	.284	72	250	30	71	20	1	7	33	17	40	1	1	.327	.456	4	0	1
	ARIZONA	NL	.178	14	45	1	8	2	0	0	3	0	8	0	0	.174	.222	1	1	0
2014	ARIZONA	NL	.225	41	129	6	29	8	0	1	7	3	24	0	0	.242	.310	0	0	0
2015	ARIZONA	NL	.211	38	128	9	27	6	0	1	13	8	23	2	1	.261	.281	1	0	1
2016	Reno	PCL	.342	58	199	33	68	13	1	9	26	15	30	0	0	.399	.553	0	1	4
	ARIZONA	NL	.156	33	90	8	14	1	1	3	7	7	22	0	0	.224	.289	0	1	1
2017	SEATTLE	AL	.071	11	28	1	2	0	0	0	0	1	14	0	0	.103	.071	0	2	0
	Tacoma	PCL	.229	85	279	27	64	22	0	4	33	29	68	1	0	.313	.351	4	2	7
Minor Lg Totals			.245	885	2976	354	728	195	7	65	362	250	546	9	13	.313	.380	26	23	58
Major Lg Totals			.190	137	420	25	80	17	1	5	30	19	91	2	1	.228	.271	2	4	2



Tuffy Gosewisch spent time with Tacoma (85 G) and Seattle (11 G) in 2017, combining to hit .215 with 28 runs and 33 RBI.

FRONT
OFFICE

CHENEY
STADIUM

COACHES/STAFF

2018
RAINERS

2017 SEASON
REVIEW

OPPONENTS

HISTORY &
RECORDS

MEDIA &
MISC.



MATTHEW HAGUE

INF

BORN: 08/20/1985 IN BELLEVUE, WA
RESIDES: KENT, WA

ACQUIRED: SIGNED WITH SEATTLE AS A MINOR LEAGUE FREE AGENT ON DEC. 4, 2017.

DRAFTED: SELECTED BY PITTSBURGH IN THE NINTH ROUND OF THE 2008 DRAFT.

HEIGHT: 6' 3" **WEIGHT:** 225 **BATS:** RIGHT **THROWS:** RIGHT **AGE:** 32

AS OF OPENING DAY 2018

HAGUE'S CAREER SUMMARY

Single-Game

Career High...	R	H	2B	3B	HR	RBI	SB
	4 (2x)	4 (8x)	3 (4x)	1 (7x)	2 (3x)	5 (4x)	2
	8/9/17	8/14/15	5/23/15	4/13/15	9/4/17	7/26/15	6/13/15

2017:

- Spent the season with Triple-A Rochester (136 G), hitting .297 (149x502) with 64 R, 30 2B, 10 HR, 65 RBI, and 8 SB...set a career-high mark in stolen bases.
- Finished the year leading the International League with 149 hits...also ranked among IL leaders in batting average (third, .297), games played (second, 136), on-base percentage (fourth, .373), and at-bats (fifth, 502).
- Recorded 41 multi-hit games with Rochester, including seven three-hit outings...hit safely in 101-of-136 games...reached base safely via hit or walk in 115-of-136 games.
- Hit .351 (34x97) with 14 R, 5 2B, 2 HR, and 15 RBI across 28 games in June...ranked sixth in the International League in batting average over that stretch.
- Split time defensively between first base (47 G), third base (34 G), and left field (20 G)...also logged 39 games as designated hitter.
- Led Rochester with 61 walks...tied career best mark for second most walks in a single season (also: 2010 w/ Altoona).

2016:

- Played internationally with Hanshin Tigers (31 G) of the Japan Central League...hit .231 (24x104) with 13 R, 6 2B, 2 HR, and 11 RBI.

2015:

- Split time between Triple-A Buffalo (136 G) and Toronto (10 G)...combined to hit .336 (180x535) with 71 R, 34 2B, 1 3B, 11 HR, 92 RBI, and 5 SB...set career-high marks in games played, hits, and RBI.
- Selected as the International League's Most Valuable Player after leading the circuit in batting average (.338/177x523), hits (177), on-base percentage (.416), and total bases.
- Also ranked among the International League's leaders in RBI (second, 92), at-bats (third, 523), doubles (third, 33), walks (third, 61), slugging percentage (fourth, .468), games (fifth, 136), and runs (fifth, 70).
- Named to the International League's Mid- and Post-Season All-Star teams...started at third base for the International League in the Triple-A All-Star Game and went 1-for-3 with 1 RBI.
- Tabbed as the International League's Player of the Month for July...hit .376 (44x117) with 16 R, 7 2B, 4 HR, and 27 RBI during the month (28 G).
- Honored as International League Player of the Week for May 18-24...played in seven games and hit .414 (12x29) with 4 R, 8 2B, and 9 RBI.
- Posted a season-best 14-game hitting streak from April 29 - May 13...hit .333 (19x57) with 5 R, 3 2B, and 6 RBI over that stretch...tied for the fifth-longest hitting streak in the International League.
- Reached base safely in a league-best 37 consecutive games from June 9 - July 20...over that span, hit .368 (50x136) and posted a .472 on-base percentage while collecting 21 R, 8 2B, 3 HR, 25 RBI, and 22 BB.
- While with Buffalo hit .338 (177x523) with 70 R, 33 2B, 1 3B, 11 HR, 92 RBI, and 5 SB.
- Spent two stints of time with Toronto (Aug. 17-23, Sept. 8 - end of season), playing in 10 games and hitting .250 (3x12) with 1 R, and 1 2B.
- Named to MiLB.com Organizational All-Star team following the conclusion of the season.

2014:

- Logged time with Triple-A Indianapolis (93 G), Triple-A Buffalo (13 G), and Pittsburgh (3 G)...combined to hit .281 (108x385) with 60 R, 23 2B, 1 3B, 15 HR, 76 RBI, and 1 SB...tied career-high mark in home runs (also: 2010).
- Finished the year ranked fifth in the International League with 76 RBI.
- Began the year with Indianapolis, and over two stints of time with the club hit .267 (88x330) with 52 R, 16 2B, 1 3B, 14 HR, 66 RBI, and 1 SB.
- Honored with selection to the International League Mid-Season All-Star team...did not play in the Triple-A All-Star game.
- Logged one appearance as a pitcher in relief on June 14 against Durham (1.0,0,0,1,0).
- Selected by Pittsburgh on July 9 and played in three games with the Pirates before being optioned back to Indianapolis on July 13...went 0-for-2 with Pittsburgh.

FRONT OFFICE

CHENEY STADIUM

COACHES/STAFF

2018 RAINIERS

2017 SEASON REVIEW

OPPONENTS

HISTORY & RECORDS

MEDIA & MISC.

2014 (continued):

- Designated for assignment by Pittsburgh on August 14...claimed off waivers by Toronto on August 18 and optioned to Buffalo.
- Played in 13 games with Buffalo to end the season, hitting .377 (20x53) with 8 R, 7 2B, 1 HR, and 10 RBI.
- Designated for assignment by Toronto on September 2 and Outrighted to Buffalo on Sept. 12...selected by Toronto on September 28 but did not play.

2013:

- Played a full season with Triple-A Indianapolis (142 G), hitting .285 (153x536) with 67 R, 37 2B, 2 3B, 8 HR, 69 RBI, and 4 SB...set career-high marks in at-bats and walks (71)...tied career-high mark in doubles (also: 2011).
- Led the International League in games played (142), at-bats (536), and hits (153)...ranked tied for first on the circuit with 37 doubles (also: Nick Castellanos, TOL).
- Named International League Player of the Week for May 20-27...played in seven games and hit .345 (10x29) with 7 R, 5 2B, 3 HR, and 8 RBI.
- Made first career pitching appearance in relief on September 2 at Louisville (0.2,3,5,5,2,2,HR)...surrendered grand slam home run to Denis Phipps and took the loss.
- Hit .320 (40x125) off left-handed pitchers, while hitting .275 (113x411) against righties.

2012:

- Registered time with Triple-A Indianapolis (91 G) and Pittsburgh (30 G)...combined to hit .275 (120x437) with 46 R, 15 2B, 4 HR, 61 RBI, and 4 SB.
- Opened the year with Pittsburgh on the club's Opening Day roster...made Major League debut on April 7 against Philadelphia (0x3).
- Recorded first Major League hit on April 8 against Philadelphia as a pinch hitter (RBI single off Antonio Bastardo, scoring Andrew McCutchen).
- Over four stints with Pittsburgh, combined to hit .229 (16x70) with 5 R, 2 2B, 7 RBI, and 1 SB.
- Logged time with Indianapolis as well, hitting .283 (104x367) with 41 R, 13 2B, 4 HR, 54 RBI, and 3 SB.

2011:

- Played in 141 games with Triple-A Indianapolis, hitting .309 (165x534) with 70 R, 37 2B, 3 3B, 12 HR, 75 RBI, and 4 SB...tied career-high mark in doubles (also: 2013).
- Led the International League in hits (165), games played (141), and at-bats (534)...also ranked among the league leaders in doubles (third, 37), total bases (third, 244), and batting average (sixth, .309).
- Earned International League Mid- and Post-Season All-Star honors...started at first base and went 0-for-1 with one run and one walk for the IL in the Triple-A All-Star Game.
- Reached base safely in 23 consecutive games from July 22 - August 14...hit .348 (32x92) while posting a .412 on-base percentage with 15 R, 5 2B, 1 3B, 4 HR, 18 RBI, and 9 BB over that stretch.
- Named to MiLB.com Organizational All-Star team following the season.

2010:

- Logged full season with Double-A Altoona (135 G)...hit .295 (150x509) with 90 R, 30 2B, 15 HR, 86 RBI, and 3 SB...set career-high marks in runs...tied career-high mark in home runs (also: 2014).
- Ranked fifth in the Eastern League with 90 runs scored...ranked fourth among EL qualified batters (min. 2.7 PA/league games) in lowest PA/K ratio (9.37).
- Selected to Eastern League Mid-Season All-Star team...started at first base and went 0-for-2 for the West All-Stars.
- Helped lead Altoona to an Eastern League Championship.
- Named to MiLB.com Organizational All-Star team following the season.

2009:

- Spent the year with Advanced-A Lynchburg (122 G)...hit .293 (133x454) with 52 R, 30 2B, 8 HR, 50 RBI, and 3 SB.
- Ranked third in the Carolina League with a .293 batting average...ranked fourth on the circuit in base hits (133).

2008:

- Began professional career with short-season State College (7 G) and Single-A Hickory (57 G)...combined to hit .322 (78x242) with 31 R, 17 2B, 6 HR, 32 RBI, and 1 SB.
- Made pro debut on June 17 with State College at Jamestown...went 1-for-5 with one run.
- Hit first career home run on June 28 in the second game of a doubleheader against Augusta (1x3, R, HR, RBI).

Personal:

- Matthew Donald Hague.
- Played first three collegiate seasons with the University of Washington from 2005-07, hitting .378 (216x571) with 132 R, 44 2B, 2 3B, 27 HR, 128 RBI, and 13 SB in 147 games...also appeared as a pitcher 14 times for UW, going 1-2 with a 6.76 ERA (16ERx21.1IP)...transferred to Oklahoma State University for senior season in 2008 and hit .360 (90x250) with 59 R, 18 2B, 2 3B, 12 HR, 57 RBI, and 1 SB...made six relief appearances for OSU, going 1-0 with a 6.99 ERA (8ERx10.1IP).
- Graduated from Kentwood High School in Kent, WA in 2004...named team MVP and earned First-Team All-State pitcher and Second-Team All-State infielder as a senior...2003 All-State pitcher and Second-Team All-Area selection as a junior...broke South Puget League record with 31 RBI in 2004...finished second in state tournament as a senior in 2004.

HAGUE'S CAREER PLAYING RECORD

Year	Team	LG	AVG	G	AB	R	H	2B	3B	HR	RBI	BB	SO	SB	CS	OBP	SLG	SF	SAC	HP	
2008	State College	NYP	.333	7	27	6	9	3	0	0	3	3	5	0	0	.400	.444	0	0	0	
	Hickory	SAL	.321	57	215	25	69	14	0	6	29	20	28	1	0	.384	.470	3	0	4	
2009	Lynchburg	CAR	.293	122	454	52	133	30	0	8	50	40	67	3	2	.356	.412	6	0	8	
2010	Altoona	EAS	.295	135	509	90	150	30	0	15	86	61	62	3	6	.375	.442	4	0	7	
2011	Indianapolis	INT	.309	141	534	70	165	37	3	12	75	47	68	4	3	.372	.457	4	0	9	
2012	PITTS.	NL	.229	30	70	5	16	2	0	0	7	3	14	1	0	.270	.257	0	0	1	
	Indianapolis	INT	.283	91	367	41	104	13	0	4	54	26	50	3	1	.332	.351	3	1	2	
2013	Indianapolis	INT	.285	142	536	67	153	37	2	8	69	71	96	4	3	.378	.407	3	1	11	
2014	PITTS.	NL	.000	3	2	0	0	0	0	0	0	0	1	0	0	.000	.000	0	0	0	
	Indianapolis	INT	.267	93	330	52	88	16	1	14	66	46	66	1	2	.365	.448	3	0	7	
	Buffalo	INT	.377	13	53	8	20	7	0	1	10	3	10	0	1	.411	.566	0	0	0	
2015	Buffalo	INT	.338	136	523	70	177	33	1	11	92	61	65	5	1	.416	.468	2	0	10	
	TORONTO	AL	.250	10	12	1	3	1	0	0	0	2	4	0	0	.400	.333	0	0	1	
2016	Hanshin	JPCL	.231	31	104	13	24	6	0	2	11	16	21	1	0	.339	.346	2	0	2	
2017	Rochester	INT	.297	136	502	64	149	30	0	10	65	61	75	8	2	.373	.416	10	0	6	
Minor Lg Totals				.300	1073	4050	545	1217	250	7	89	599	439	592	32	.21	.375	.432	38	2	64
Major Lg Totals				.226	43	84	6	19	3	0	0	7	5	19	1	0	.286	.262	0	0	2
Japan C. Lg Totals				.231	31	104	13	24	6	0	2	11	16	21	1	0	.339	.346	2	0	2

TACOMA ERA CHAMPIONS

Tacoma has had 14 pitchers lead the PCL in ERA:

YR	PITCHER	ERA
1962	Gaylord Perry	2.48
1965	Bill Hands	2.19
1969	Jim Colborn	2.28
1974	Juan Veintidos	3.67
1975	Steve Luebber	2.39
1977	Eddie Bane	4.14
1978	Larry McCall	2.93
1982	Chris Codioli	1.90
1994	Doug Johns	2.89
1996	Bob Milacki	2.74
1997	Edwin Hurtado	3.88
1999	Melvin Bunch	3.10
2001	Denny Stark	2.37
2007	Jorge Campillo	3.07

FRONT OFFICE

CHENEY STADIUM

COACHES/STAFF

2018 RAINIERS

2017 SEASON REVIEW

OPPONENTS

HISTORY & RECORDS

MEDIA & MISC.



JOHENDI JIMINIAN

BORN: 10/14/1992 IN NAGUA, DR
RESIDES: NAGUA, DR

RHP

ACQUIRED: SIGNED WITH SEATTLE AS A MINOR LEAGUE FREE AGENT ON DEC. 5, 2017.

HEIGHT: 6' 2" **WEIGHT:** 182 **BATS:** RIGHT **THROWS:** RIGHT **AGE:** 25

AS OF OPENING DAY 2018

JIMINIAN'S CAREER SUMMARY

Single-Game Career High...	IP	H	R	ER	HR	K	BB
	8.0	12	9 (2x)	9	3 (2x)	8 (2x)	7
	6/17/11	8/4/12	6/6/15	6/6/15	6/11/17	7/23/15	6/6/15

2017:

- Registered time with Triple-A Albuquerque (18 G, 1 GS) and Double-A Hartford (18 G, 2 GS)...combined to go 1-5 with a 5.40 ERA (38ERx63.1IP).
- Opened the year with Albuquerque and went 1-2 with a 5.04 ERA (17ERx30.1IP) across 18 outings (1 GS) for the Isotopes.
- Transferred to Hartford on June 9 and spent the remainder of the season with the Yard Goats...went 0-3 with a 5.73 ERA (21ERx33.0IP).
- Spent time on the Hartford 7-day disabled list from August 13-23.
- Over the full season, held opponents without an earned run in 16-of-36 outings...all scoreless outings were in relief.
- Combined to allow opposing hitters a .289 (73x253) batting average...right-handers hit .261 (37x142), while lefties hit .324 (36x111).

2016:

- Logged a full season with Double-A Hartford (38 G)...went 2-2 with a 2.30 ERA (15ERx58.2IP)...set career-best marks in games and ERA in first season as a full-time reliever.
- Held opponents scoreless in 27-of-38 relief appearances...allowed more than one earned run just three times.
- Went 1-1 with a 1.93 ERA (6ERx28.0IP) across 17 home games...went 1-1 with a 2.64 ERA (9ERx30.2IP) in 21 games on the road.
- Contributed in relief to three shutout efforts...April 23 against Portland (1.0,0,0,0,0,2)...May 8 against New Hampshire (1.0,0,0,0,0,1)...June 6 against Portland (2.0,2,0,0,1,0).
- Limited opposing hitters to a .255 (55x216) batting average...right-handers hit .236 (25x106), while left-handers hit .273 (30x110).

2015:

- Made 28 appearances (21 GS) with Advanced-A Modesto, going 4-11 with a 4.82 ERA (71ERx132.2IP).
- Finished the year second on the team with 101 strikeouts...ranked third on the Nuts in games started (21) and innings pitched (132.2).
- Went 1-1 with a 3.78 ERA (7ERx16.2IP) as a reliever...as a starting pitcher, went 3-10 with a 4.97 ERA (64ERx116.0IP).
- Pitched 6.0+ innings in eight starts, seven of which were quality starts (6.0+ IP, three or fewer earned runs allowed).
- Allowed opposing hitters a .281 (146x519) batting average...right-handers hit .295 (84x285), while lefties hit .265 (62x234).

2014:

- Pitched a full season with Single-A Asheville (28 G, 27 GS)...posted a 14-6 record with a 3.99 ERA (67ERx151.0IP)...set career-best marks in wins, starts, innings pitched, and strikeouts (120).
- Finished the year leading the South Atlantic League in innings pitched (151.0)...ranked among the circuits leaders in games started (tied-first, 27), wins (second, 14), and strikeouts (fourth, 120).
- Notched 11 quality starts (6.0+ IP, three or fewer earned runs allowed).
- Went 4-1 with a 1.27 ERA (4ERx28.1IP) across first five starts of the season.
- Limited opposing hitters to a .269 (158x587) batting average...right-handers hit .270 (86x319), while left-handers hit .269 (72x268).

2013:

- Joined short-season Tri-City (15 G, 14 GS) in the Northwest League and went 3-5 with a 3.38 ERA (31ERx82.2IP).
- Named Northwest League Mid-Season All-Star after going 2-2 with a 2.88 ERA (18ERx56.1IP) across 10 starts in the first half.
- Ranked tied for second in the Northwest League with 14 games started.

JIMINIAN (CONTINUED)

2013 (continued):

- Held opposing hitters to a .256 (79x308) batting average...right-handers hit .225 (36x160), while lefties hit .291 (43x148).

2012:

- Made 14 appearances (13 GS) with rookie-level Grand Junction...went 2-4 with a 7.71 ERA (40ERx46.2IP).
- Allowed opposing hitters a .311 (60x193) batting average...righties hit .274 (26x95), while left-handers hit .347 (34x98).

2011:

- Registered second consecutive season with rookie-level DSL Rockies (14 GS)...went 6-3 with a 3.18 ERA (24ERx68.0IP).
- Ranked tied for first on the team with 14 starts and finished the year second on the club with 68.0 IP.
- Limited opposing hitters to a .230 (57248) batting average...right-handers hit just .213 (34x160), while left-handers hit .261 (23x88).

2010:

- Began professional career with rookie-level DSL Rockies (12 G, 11 GS)...went 3-5 with a 4.40 ERA (23ERx47.0IP).
- Made pro debut in a start at DSL White Sox on June 5 (2.1,2,2,2,4,3).
- Earned first career win in a start on June 11 against DSL Twins (5.0,4,0,0,2,1).
- Held opposing hitters to a .256 (46x180) batting average...right-handers hit .265 (31x117), while lefties hit .238 (15x63).

Personal:

- Johendi (yo-HEN-di) Jiminian (him-IN-ee-an).
- Originally signed with Colorado as an international free agent on January 2, 2010.
- Completed high school at the age of 17.
- Son of Juan Jiminian and Dulce M. Vazquez...has six brothers and three sisters.

JIMINIAN'S CAREER PITCHING RECORD

Year	Team	LG	W-L	ERA	G	GS	CG	SHO	SV	IP	H	R	ER	HR	HB	BB	SO	WP	BK
2010	DSL Rockies	DSL	3-5	4.40	12	11	0	0	0	47.0	46	31	23	1	5	17	31	2	1
2011	DSL Rockies	DSL	6-3	3.18	14	14	0	0	0	68.0	57	31	24	4	5	23	47	9	0
2012	Grand Junc.	PIO	2-4	7.71	14	13	0	0	0	46.2	60	47	40	5	2	33	28	9	1
2013	Tri-City	NOR	3-5	3.38	15	14	0	0	0	82.2	79	33	31	3	7	24	57	14	0
2014	Asheville	SAL	14-6	3.99	28	27	0	0	0	151.0	158	79	67	7	5	45	120	22	2
2015	Modesto	CAL	4-11	4.82	28	21	0	0	0	132.2	146	86	71	11	4	42	101	16	0
2016	Hartford	EAS	2-2	2.30	38	0	0	0	0	58.2	55	18	15	4	1	23	50	2	0
2017	Albuquerque	PCL	1-2	5.04	18	1	0	0	0	30.1	28	19	17	3	2	22	17	2	1
	Hartford	EAS	0-3	5.73	18	2	0	0	0	33.0	45	21	21	7	0	19	24	2	0
Minor Lg Totals			35-41	4.28	185	103	0	0	0	650.0	674	365	309	45	31	248	475	78	5



CASEY LAWRENCE

RHP

BORN: 10/28/1987 IN McSHERRYTOWN, PA
RESIDES: HANOVER, PA

ACQUIRED: RE-SIGNED WITH SEATTLE AS A MINOR LEAGUE FREE AGENT ON NOV. 28, 2017.

HEIGHT: 6' 0" **WEIGHT:** 175 **BATS:** RIGHT **THROWS:** RIGHT **AGE:** 30

AS OF OPENING DAY 2018

LAWRENCE'S CAREER SUMMARY

Single-Game Career High...	IP	H	R	ER	HR	K	BB
	9.2	16	9 (3x)	9	3	9 (3x)	4 (4x)
	4/18/13	9/4/15	5/24/15	5/13/15	6/17/11	6/1/17	6/23/17

2017:

- Split the year between Seattle (23 G), Tacoma (11 G, 7 GS), Toronto (4 G, 2 GS), and Triple-A Buffalo (3 GS)... combined to go 5-7 with a 4.84 ERA (66ERx122.2IP)...set a career-high mark in games played (41).
- Opened the year with Toronto, going 0-3 with an 8.78 ERA (13ERx13.1IP) across two stints of time with the Blue Jays.
- Made Major League debut with Toronto on April 8 at Tampa Bay in relief (0.2,1,1,1,3,1)...took the loss.
- First career Major League start came on April 22 at Los Angeles-AL (6.1,8,5,4,3,4,HR)...took the loss.
- Also spent time with Buffalo at the beginning of the season, compiling two stints with the club and going 1-0 with a 0.90 ERA (1ERx10.0IP).
- Designated for assignment by Toronto on May 8 and claimed off waivers by Seattle on May 11...optioned to Tacoma on May 11.
- Spent time with Tacoma on four occasions, ultimately going 2-4 with a 4.08 ERA (26ERx57.1IP).
- Tossed a complete game shutout for the Rainiers on July 3 against Albuquerque (9.0,8,0,0,0,0,7)...one of Tacoma's league-best 13 shutouts during the season...registered as a "Maddux," a complete-game shutout completed in under 100 total pitches...first "Maddux" recorded by a Tacoma pitcher since Brandon Morrow on August 14, 2009.
- First recalled by Seattle on May 17 and ultimately spent four stints with the Mariners, going 2-0 with a 5.57 ERA (26ERx42.0IP).
- Earned first career Major League win in relief on August 1 at Texas (2.1,4,3,3,0,3,HR).
- Combined over the course of the season to allow opposing hitters a .280 (136x486) batting average...right-handers hit .253 (66x261), while lefties hit .311 (70x225).

2016:

- Registered time with Double-A New Hampshire (13 GS) and Triple-A Buffalo (15 GS)...combined to go 8-12 with a 4.17 ERA (75ERx162.0IP)...set a career-high mark in games started (28).
- Opened the year with Buffalo and went 5-6 with a 3.83 ERA (37ERx87.0IP) across two stints with the Bisons.
- Tossed a complete game on August 2 at Syracuse (6.0,4,5,2,2,2)...took the loss.
- Transferred to New Hampshire on April 26 and spent the middle of the season with the Fisher Cats...went 3-6 with a 4.56 ERA (38ERx75.0IP) across 13 starts.
- Struck out a season-high nine batters on June 19 at Akron (6.0,4,1,1,2,9).
- Allowed opposing hitters to post a .284 (179x631) batting average over time with Buffalo and New Hampshire...right-handed batters hit .299 (100x335), while lefties hit .267 (79x296).

2015:

- Logged time with Double-A Buffalo (26 GS) and Triple-A Buffalo (1 GS)...combined to go 12-14 with a 4.56 ERA (85ERx167.2IP)...set a career-high mark in innings pitched.
- Spent majority of the season with New Hampshire, going 12-13 with a 4.52 ERA (81ERx161.1IP).
- Finished the year ranked fifth in the Eastern League in wins (12) and innings pitched (161.1)...ranked fourth among EL qualified starting pitchers (min. 0.8 IP/league games) in lowest BB/9 IP ratio (1.73).
- Led the Fisher Cats in wins (12) and losses (13)...ranked second on the team in starts (26), innings pitched (161.1), and strikeouts (91).
- Earned the win in five consecutive starts from June 28 - July 21...over that stretch went 5-0 with a 1.85 ERA (7ERx34.0IP).
- Notched the win in a 9.0-inning complete game on May 29 at New Britain (9.0,9,4,4,0,6,HR).
- Registered 13 quality starts for New Hampshire (6.0+ IP, three or fewer ER allowed).
- Also logged one start with Buffalo on May 2 against Louisville (6.1,9,4,4,0,6,HR)...took the loss.
- Combined to allow hitters a .315 (217x689) batting average...right-handers hit .289 (115x398), while left-handers hit .351 (102x291).

FRONT OFFICE

CHENEY STADIUM

COACHES/STAFF

2018 RAINIERS

2017 SEASON REVIEW

OPPONENTS

HISTORY & RECORDS

MEDIA & MISC.

LAWRENCE (CONTINUED)

2014:

- Posted a full season with Double-A New Hampshire (26 G, 22 GS), going 9-9 with a 3.69 ERA (62ERx151.1IP).
- Wrapped the year ranked third in the Eastern League with 151.1 innings pitched...ranked second among EL qualified starting pitchers (min. 0.8 IP/league games) in lowest BB/9 IP ratio (1.68).
- Named the Eastern League Pitcher of the Week for June 23-30...made one start, first career complete game shutout on June 27 against New Britain (7.0,1,0,0,0,8).
- Worked a season-high 8.0 innings twice...July 20 against Portland (8.0,10,2,2,0,7)...July 25 at Harrisburg (8.0,4,2,0,1,4).
- Went 8-9 with a 3.87 ERA (60ERx139.2IP) as a starter...out of the bullpen went 1-0 with a 1.54 ERA (2ERx11.2IP).
- Limited opposing hitters to a .276 (161x584) batting average...right-handed batters hit .262 (90x344), while lefties hit .296 (71x240).

2013:

- Pitched with Advanced-A Dunedin (16 G, 15 GS), Double-A New Hampshire (2 GS), and Triple-A Buffalo (1 GS)...combined to go 4-7 with a 4.53 ERA (52ERx103.1IP).
- Opened the year with Buffalo and made one start for the Bisons on April 8 against Syracuse (4.0,10,6,5,2,3).
- Transferred to Dunedin and spent the majority of the season with the club, going 4-6 with a 4.43 ERA (44ERx89.1IP).
- Named Florida State League Pitcher of the Week for April 15-22...made one start, working a career-high 9.2 innings at Lakeland on April 18 (9.2,4,0,2,2)...did not factor into the decision.
- Transferred to New Hampshire on August 24 and spent the final two games of the year with the Fisher Cats... went 0-0 with a 2.70 ERA (3ERx10.0IP).
- Combined to allow opposing hitters a .306 (126x412) batting average...right-handers hit .315 (84x267), while lefties hit .290 (42x145).

2012:

- Saw time with Advanced-A Dunedin (24 G, 23 GS) and Double-A New Hampshire (3 G, 2 GS)...combined to go 9-7 with a 3.87 ERA (65ERx151.1IP).
- Began the year with Dunedin and went 9-6 with a 3.63 ERA (56ERx138.2IP) across two stints with the club.
- Made three appearances (2 GS) with New Hampshire from April 20 - May 3...went 0-1 with a 6.39 ERA (9ERx12.2IP).
- Combined to allow opposing hitters a .287 (169x588) batting average...right-handed batters hit .285 (84x295), left-handers hit .290 (85x293).

2011:

- Registered time with Single-A Lansing (22 G, 21 GS) and Advanced-A Dunedin (4 GS)...combined to go 14-9 with a 3.04 ERA (51ERx151.0IP)...set career-high marks in wins and strikeouts (111).
- Over four stints with Lansing, combined to go 11-8 with a 3.08 ERA (43ERx125.2IP).
- Put together a 3-1 record with a 2.84 ERA (8ERx25.1IP) across four stints with Dunedin.
- Limited opposing hitters to a .255 (149x585) batting average during the entire season...right-handed batters hit .244 (66x270), while lefties hit .263 (83x315).

2010:

- Began professional career with short-season Auburn (12 G, 10 GS) and Single-A Lansing (4 G, 3 GS)... combined to go 7-2 with a 2.33 ERA (20ERx77.1IP).
- Made pro debut with Auburn on June 20 against Batavia in relief (2.0,1,0,0,2,0).
- Logged first pro start on June 28 at Williamsport (6.0,1,1,1,0,7)...earned first career win.
- Over 12 games (10 GS) with Auburn, went 6-1 with a 1.74 ERA (11ERx57.0IP).
- Selected to New York-Penn League Mid-Season All-Star team.
- Promoted to Lansing on August 21 and went 1-1 with a 3.98 ERA (9ERx20.1IP) over the final four games of the season with the Lugnuts.
- Combined to limit opposing hitters to a .221 (62x280) batting average...righties hit .159 (25x157), while left-handers hit .301 (37x123).

Personal:

- Casey Lee Lawrence.
- Played four seasons with Division III Albright College from 2007-10...posted a career record of 18-8 with a 2.81 ERA (80ERx256.2IP) over 40 games (33 GS)...also hit .256 (68x266) with 47 R, 8 2B, 2 3B, 4 HR, 41 RBI, and 6 SB...led the nation's DIII pitchers with an average of 0.59 BB/9IP as a junior in 2009...holds school record with 251 career strikeouts...one of nine former Albright players to appear in the Major Leagues (first since Roy Sherid with New York-AL in 1931).
- Graduated from Delone Catholic High School in McSherrystown, PA in 2006.

LAWRENCE'S CAREER PITCHING RECORD

Year	Team	LG	W-L	ERA	G	GS	CG	SHO	SV	IP	H	R	ER	HR	HB	BB	SO	WP	BK
2010	Auburn	NYP	6-1	1.74	12	10	0	0	0	57.0	41	13	11	2	2	9	48	0	1
	Lansing	MID	1-1	3.98	4	3	0	0	1	20.1	21	9	9	1	3	3	13	1	0
2011	Lansing	MID	11-8	3.08	22	21	2	0	0	125.2	123	57	43	9	1	22	97	1	2
	Dunedin	FSL	3-1	2.84	4	4	1	0	0	25.1	26	8	8	3	0	2	14	1	0
2012	New Hamp.	EAS	0-1	6.39	3	2	0	0	0	12.2	20	9	9	1	1	5	6	0	0
	Dunedin	FSL	9-6	3.63	24	23	1	0	0	138.2	149	60	56	9	1	21	90	1	1
2013	Buffalo	INT	0-1	11.25	1	1	0	0	0	4.0	10	6	5	0	0	2	3	0	0
	Dunedin	FSL	4-6	4.43	16	15	0	0	0	89.1	107	48	44	7	0	15	54	1	1
	New Hamp.	EAS	0-0	2.70	2	2	0	0	0	10.0	9	4	3	2	0	3	6	0	0
2014	New Hamp.	EAS	9-9	3.69	26	22	1	1	0	151.1	161	72	62	9	2	29	93	1	1
2015	Buffalo	INT	0-1	5.68	1	1	0	0	0	6.1	9	4	4	1	0	0	6	0	0
	New Hamp.	EAS	12-13	4.52	26	26	1	0	0	161.1	208	92	81	9	2	32	91	4	0
2016	New Hamp.	EAS	3-6	4.56	13	13	0	0	0	75.0	92	42	38	8	1	13	50	0	1
	Buffalo	INT	5-6	3.83	15	15	1	0	0	87.0	87	47	37	5	3	24	58	2	0
2017	TORONTO	AL	0-3	8.78	4	2	0	0	0	13.1	21	14	13	2	0	11	7	0	0
	Buffalo	INT	1-0	0.90	3	3	0	0	0	10.0	9	2	1	1	1	1	7	0	0
	Tacoma	PCL	2-4	4.08	11	7	1	1	1	57.1	50	26	26	7	1	10	41	0	0
	SEATTLE	AL	2-0	5.57	23	0	0	0	0	42.0	56	27	26	9	1	14	45	1	0
Minor Lg Totals			66-64	3.81	183	168	8	2	1	1103.1	1122	499	437	74	18	191	677	12	7
Major Lg Totals			2-3	6.34	27	2	0	0	0	55.1	77	41	39	11	1	25	52	1	0



Casey Lawrence tossed a complete game shutout for the Rainiers on July 3 against Albuquerque, one of Tacoma's league-best 13 shutouts during the season. The CG SHO was a "Maddux," a complete-game shutout completed in under 100 total pitches.

FRONT
OFFICE

CHENEY
STADIUM

COACHES/STAFF

2018
RAINIERS

2017 SEASON
REVIEW

OPPONENTS

HISTORY &
RECORDS

MEDIA &
MISC.



PAT LIGHT

RHP

BORN: 03/29/1991 IN COLTS NECK, NJ
RESIDES: HOBOKEN, NJ

ACQUIRED: CLAIMED OFF WAIVERS FROM PITTSBURGH ON JUNE 17, 2017.

DRAFTED: SELECTED BY BOSTON IN THE FIRST ROUND (37TH OVERALL) OF THE 2012 DRAFT.

HEIGHT: 6' 6" **WEIGHT:** 235 **BATS:** RIGHT **THROWS:** RIGHT **AGE:** 26

AS OF OPENING DAY 2018

LIGHT'S CAREER SUMMARY

Single-Game

Career High...	IP	H	R	ER	HR	K	BB
	7.0 (2x)	12	8 (2x)	8 (2x)	3	10	4 (5x)
	8/30/14	8/20/14	6/19/14	6/19/14	6/19/14	4/5/14	7/18/11

2017:

- Split the year between Triple-A Indianapolis (22 G) and Tacoma (20 G)...combined to go 4-2 with four saves and a 4.58 ERA (28ERx55.0IP).
- Opened the season with Indianapolis, posting a 3-0 record with four saves and a 3.76 RA (11ERx26.1IP) across 22 relief outings.
- Designated for assignment by Pittsburgh on June 10...claimed off waivers by Seattle on June 17 and assigned to Tacoma.
- Spent remainder of the season with the Rainiers, going 1-2 with a 5.34 ERA (17ERx28.2IP).
- Placed on the Tacoma 7-day disabled list from June 30 - July 13 with a right calf strain.
- Prior to the season (Feb. 9), traded from Minnesota to Pittsburgh in exchange for a player to be named later.
- Held opponents without an earned run in 29-of-42 relief appearances across time with both Indianapolis and Tacoma.
- Combined to hold opposing hitters to a .249 (51x205) batting average...right-handers hit .257 (29x113), while lefties hit just .239 (22x92).

2016:

- Registered time with four clubs: Triple-A Pawtucket (25 G), Minnesota (15 G), Triple-A Rochester (6 G), and Boston (2 G)...combined to go 2-2 with nine saves and a 5.10 ERA (31ERx54.2IP)...set career-high marks in games played (48) and saves.
- Kicked off the season with Pawtucket, going 1-1 with seven saves and a 2.32 ERA (8ERx31.0IP) across 25 games in three stints with the team.
- Recalled by Boston on April 24 and made Major League debut in relief two days later on April 26 at Atlanta (1.0,2,2,2,1,0).
- Across two games in two stints with the Boston, went 0-0 with a 23.63 ERA (7ERx2.2IP).
- Traded from Boston to Minnesota in exchange for Fernando Abad (lhp) on August 1...optioned to Rochester.
- Made six relief appearances for the Red Wings, going 1-0 with two saves and a 2.57 ERA (2ERx7.0IP).
- Recalled by Minnesota on August 21 and played remainder of the season in the Twins bullpen...went 0-1 with a 9.00 ERA (14ERx14.0IP) across 15 games.
- Combined across the entire season to limit opposing hitters to a .227 (48x211) batting average...righties hit .261 (35x134), while left-handers hit .183 (13x77).

2015:

- Converted into relief role and saw time with Double-A Portland (21 G) and Triple-A Pawtucket (26 G)...combined to go 3-5 with five saves and a 3.88 ERA (27ERx62.2IP)...set a career-best mark in opponent batting average (.211/49x232).
- Opened the campaign with Portland, going 1-1 with three saves and a 2.43 ERA (8ERx29.2IP).
- Earned first career save on May 17 at New Britain (1.0,1,0,0,0,1).
- Promoted to Pawtucket on June 9 and spent the remainder of the year with the Triple-A Red Sox...went 2-4 with two saves and a 5.18 ERA (19ERx33.0IP).
- Earned the save in Triple-A debut on June 11 against Toledo (1.0,0,0,0,0,1).
- Limited opposing hitters to a career-best mark of .211 (49x232)...right-handers hit .186 (27x145), while lefties hit .253 (22x87).
- Played for Caguas in the Puerto Rican Winter League...went 1-0 with a 1.59 ERA (2ERx11.1IP) in 12 relief appearances.

2014:

- Split season between Single-A Greenville (3 GS) and Advanced-A Salem (22 GS)...combined to go 8-6 with a 4.83 ERA (71ERx132.1IP)...posted career-high marks in wins, losses, innings pitched, and strikeouts (76).
- Made three starts for Greenville to begin the year, going 2-0 with a 4.15 ERA (8ERx17.1IP).
- Promoted to Salem on April 24 and pitched rest of the season with the Advanced-A Red Sox...went 6-6 with a 4.93 ERA (63ERx115.0IP).

FRONT OFFICE

CHENEY STADIUM

COACHES/STAFF

2018 RAINIERS

2017 SEASON REVIEW

OPPONENTS

HISTORY & RECORDS

MEDIA & MISC.

LIGHT (CONTINUED)

2014 (continued):

- Led Salem in games started (22) and innings pitched (115.0)...ranked second on the club with six wins.
- Posted first career complete game in final appearance of the season on August 30 at Wilmington (7.0,3,1,1,0,2,HR).
- Allowed opposing hitters a .287 (150x522) batting average over the course of the season...righties hit .304 (95x313), while left-handers hit .263 (55x209).

2013:

- Saw time with rookie-level GCL Red Sox (3 GS) and Single-A Greenville (10 G, 9 GS)...combined to go 1-4 with a 7.34 ERA (28ERx34.1IP).
- Spent time on the disabled list three times with a left hamstring strain...April 24 – May 7, a second time from May 23 – June 1, and again June 2 – August 31.
- Opened season with Greenville, going 1-4 with an 8.89 ERA (28ERx28.1IP).
- Earned first professional win in a start on April 12 at Lexington (5.0,3,1,1,0,6,HR).
- Made three rehab outing starts with GCL Red Sox, going 0-0 with a 0.00 ERA (0ERx6.0IP).
- Combined to hold opposing hitters to a .324 (48x148) batting average...right-handers hit .363 (33x91), while lefties hit .263 (15x57).

2012:

- Began professional career with short-season Lowell (12 GS)...went 0-2 with a 2.37 ERA (8ERx30.1IP).
- Made pro debut in a start on July 9 at Batavia (2.0,5,2,2,1,1).

Personal:

- Patrick James Light.
- Played three college seasons at Monmouth University from 2010-12...posted a career record of 14-14 with one save and a 3.84 ERA (100ERx234.1IP) in 39 games (37 GS)...ranked eighth among Division I players in 2012 with a 6.38 K/BB ratio...became highest drafted player in school history...named the New Jersey Collegiate Baseball Association Pitcher of the Year in 2012.
- Graduated from Christian Brothers Academy in Lincroft, NJ in 2009.
- Originally selected by Minnesota in the 28th round of the 2009 draft, but did not sign.

LIGHT'S CAREER PITCHING RECORD

Year	Team	LG	W-L	ERA	G	GS	CG	SHO	SV	IP	H	R	ER	HR	HB	BB	SO	WP	BK
2012	Lowell	NYP	0-2	2.37	12	12	0	0	0	30.1	27	9	8	1	1	5	30	2	0
2013	GCL Red Sox	GCL	0-0	0.00	3	3	0	0	0	6.0	4	0	0	0	0	2	3	0	0
	Greenville	SAL	1-4	8.89	10	9	0	0	0	28.1	44	33	28	4	1	14	28	5	0
2014	Greenville	SAL	2-0	4.15	3	3	0	0	0	17.1	15	9	8	1	0	4	19	0	0
	Salem	CAR	6-6	4.93	22	22	1	0	0	115.0	135	67	63	10	6	33	57	5	0
2015	Portland	EAS	1-1	2.43	21	0	0	0	3	29.2	18	11	8	3	0	11	32	1	0
	Pawtucket	INT	2-4	5.18	26	0	0	0	2	33.0	31	19	19	2	1	26	35	1	0
2016	BOSTON	AL	0-0	23.63	2	0	0	0	0	2.2	7	8	7	2	1	1	2	0	0
	Pawtucket	INT	1-1	2.32	25	0	0	0	7	31.0	21	8	8	1	0	17	36	5	0
	Rochester	INT	1-0	2.57	6	0	0	0	2	7.0	5	2	2	0	1	2	6	1	0
	MINNESOTA	AL	0-1	9.00	15	0	0	0	0	14.0	15	14	14	2	0	15	14	5	0
2017	Indianapolis	INT	3-0	3.76	22	0	0	0	4	26.1	23	12	11	1	4	15	20	5	0
	Tacoma	PCL	1-2	5.34	20	0	0	0	0	28.2	28	17	17	2	4	19	14	6	0
	Minor Lg Totals		18-20	4.39	170	49	1	0	18	352.2	351	187	172	25	18	148	280	31	0
	Major Lg Totals		0-1	11.34	17	0	0	0	0	16.2	22	22	21	4	1	16	16	5	0



MIKE MARJAMA

C

BORN: 07/20/1989 IN ROSEVILLE, CA
RESIDES: ROSEVILLE, CA

ACQUIRED: IN A 5-PLAYER TRADE WITH TAMPA BAY ON AUG. 6, 2017.

DRAFTED: SELECTED BY CHICAGO-AL IN THE 23RD ROUND OF THE 2011 DRAFT.

HEIGHT: 6' 2" **WEIGHT:** 205 **BATS:** RIGHT **THROWS:** RIGHT **AGE:** 28
AS OF OPENING DAY 2018

MARJAMA'S CAREER SUMMARY

Single-Game Career High...	R	H	2B	3B	HR	RBI	SB
	3 (2x)	4 (3x)	3 (2x)	1 (12x)	1 (38x)	4 (6x)	2
	6/13/15	7/14/16	7/14/16	8/12/17	10/1/17	8/12/17	5/3/15

2017:

- Registered time with Triple-A Durham (72 G), Tacoma (21 G), and Seattle (5 G)...combined to hit .251 (88x350) with 38 R, 20 2B, 2 3B, 13 HR, 64 RBI, and 3 SB...set career-high marks in games played (98), home runs, RBI, and walks (28).
- Opened the year with Durham, hitting .274 (72x263) with 32 R, 16 2B, 1 3B, 9 HR, 51 RBI, and 3 SB across 72 games with the Bulls.
- Selected to the International League Mid-Season All-Star team...started at catcher for the IL in the Triple-A All-Star Game at Cheney Stadium and went 0-for-2...first career all-star selection.
- Traded from Tampa Bay to Seattle along with teammate Ryan Garton (rhp) in exchange for Anthony Misiewicz (lhp), Luis Rengifo (inf), and a player to be named later on August 6, 2017...assigned to Tacoma on August 7.
- Logged 21 games with the Rainiers, hitting .167 (13x78) with 5 R, 3 2B, 1 3B, 3 HR, and 12 RBI.
- Selected by Seattle on September 1 and made Major League debut two days later on September 3 against Oakland as a defensive replacement (0x0).
- Swatted first Major League hit (single off Kendall Graveman) on September 27 at Oakland (2x4, 2B).
- Hammered first career Major League home run (solo) on October 1 at Los Angeles-AL.
- Combined to throw out 30.3% (46 SB, 20 CS) of attempted base stealers during the entire season.

2016:

- Logged a season with Double-A Montgomery (74 G)...hit .288 (80x278) with 38 R, 26 2B, 1 3B, 5 HR, 38 RBI, and 2 SB...set a career-high mark in doubles.
- Finished the year ranked third on the Biscuits with 26 doubles.
- Spent time on the 7-day disabled list with a quad injury from July 21 - September 30.
- Hit .304 (65x214) with 31 R, 29 extra-base hits, and 34 RBI against right-handed pitchers...hit just .234 (15x64) against lefties.
- Over final 41 games of the year before season-ending injury, hit .316 (49x155) with 24 R, 18 extra-base hits, and 21 RBI.
- Gunned down 34.4% (40 SB, 21 CS) of attempted base stealers.

2015:

- Played in 90 games with Advanced-A Charlotte in first season in Tampa Bay organization...hit .302 (101x334) with 46 R, 22 2B, 4 3B, 9 HR, 52 RBI, and 3 SB...set career-high marks in batting average and triples.
- Prior to the season, was traded from Chicago-AL to Tampa Bay in exchange for a player to be named later on January 23.
- Made first, and only, career pitching appearance on July 5 against Palm Beach (2.0,0,0,1,0).
- Posted a season-best 14-game hitting streak from June 18 - July 8...hit .357 (20x56) with 7 R, 7 2B, 1 3B, 3 HR, and 10 RBI over that stretch...was tied for the fourth best hitting streak in the league.
- Hit .322 (56x174) with 24 R, 22 extra-base hits, and 29 RBI across 47 games in July and August.
- Recorded 29 multi-hit games and 13 multi-RBI games...drove in a season-best 4 RBI on two occasions.
- Played just 14 games at catcher...also saw time at first base (53 G) and designated hitter (23 G).
- Threw out 25.0% (12 SB, 4 CS) of attempted base stealers.

2014:

- Notched a campaign with Advanced-A Winston-Salem (70 G), hitting .266 (66x248) with 26 R, 16 2B, 2 3B, 3 HR, 17 RBI, and 2 SB.
- Hit .321 (35x109) with 15 R, 13 extra-base hits, and 8 RBI following the all-star break...hit .223 (31x139) prior to the break.
- Threw out 29.9% (54 SB, 23 CS) of attempted base stealers in 63 games behind the plate.

2013:

- Logged second go-around with Single-A Kannapolis (97 G)...hit .277 (104x375) with 48 R, 20 2B, 1 3B, 6 HR, 46 RBI, and 9 SB...set career-high marks in at-bats, runs, hits, and stolen bases.
- Finished the season ranked tied for second on the Intimidators with 104 hits and 20 doubles...also ranked second in RBI (46).

FRONT OFFICE

CHENEY STADIUM

COACHES/STAFF

2018 RAINIERS

2017 SEASON REVIEW

OPPONENTS

HISTORY & RECORDS

MEDIA & MISC.

MARJAMA (CONTINUED)

2013 (continued):

- Spent time on the 7-day disabled list twice...April 29 – May 18 and July 6-17.
- Notched a season-best four hits on July 1 against Augusta (4x5, 2 R, 2B, RBI).
- Threw out 22.4% (83 SB, 24 CS) of attempted base stealers in 71 games at catcher.

2012:

- Split the year between rookie-level Great Falls (9 G) and Single-A Kannapolis (23 G)...combined to hit .289 (35x121) with 10 R, 7 2B, 1 3B, 2 HR, 17 RBI, and 1 SB.
- In limited time with Great Falls hit .250 (9x36) with 4 R, 2 2B, 1 3B, 1 HR, and 9 RBI.
- Hit .306 (26x85) with 6 R, 5 2B, 1 HR, 8 RBI, and 1 SB across 23 games with Kannapolis.
- Combined to throw out 47.1% (18 SB, 16 CS) of attempted base stealers.

2011:

- Began professional career with rookie-level Bristol (24 G)...hit .221 (19x86) with 6 R, 2 2B, 1 3B, and 7 RBI.
- Made pro debut on July 5 at Pulaski, going 1-for-4 with 1 RBI.
- Split time between designated hitter (12 G) and third base (10 G).

Personal:

- Michael G. Marjama.
- Played two seasons at Sacramento City College from 2009-10 under head coach Andy McKay...two-time all-conference selection at SCC...transferred to Long Beach State University and played one season there in 2011, hitting .290 (63x217) with 21 R, 8 2B, 4 3B, 1 HR, 27 RBI, and 8 SB.

MARJAMA'S CAREER PLAYING RECORD

Year	Team	LG	AVG	G	AB	R	H	2B	3B	HR	RBI	BB	SO	SB	CS	OBP	SLG	SF	SAC	HP	
2011	Bristol	APP	.221	24	86	6	19	2	1	0	7	4	18	0	3	.264	.267	0	0	1	
2012	Great Falls	PIO	.250	9	36	4	9	2	1	1	9	1	4	0	1	.263	.444	1	0	0	
	Kannapolis	SAL	.306	23	85	6	26	5	0	1	8	4	14	1	2	.337	.400	0	1	0	
2013	Kannapolis	SAL	.277	97	375	48	104	20	1	6	46	20	67	9	5	.323	.384	4	1	7	
2014	Win.-Salem	CAR	.266	70	248	26	66	16	2	3	17	8	33	2	3	.292	.383	2	2	2	
2015	Charlotte	FSL	.302	90	334	46	101	22	4	9	52	11	52	3	3	.328	.473	3	0	3	
2016	Montgomery	SOU	.288	74	278	38	80	26	1	5	38	19	46	2	0	.341	.442	3	2	5	
2017	Durham	INT	.274	72	263	32	72	16	1	9	51	21	53	3	3	.342	.445	1	0	7	
	Tacoma	PCL	.167	21	78	5	13	3	1	3	12	7	15	0	0	.244	.346	0	0	1	
	SEATTLE	AL	.333	5	9	1	3	1	0	1	1	0	1	0	0	.333	.778	0	0	0	
Minor Lg Totals				.275	480	1783	211	490	112	12	37	240	95	302	20	20	.319	.413	14	6	26
Major Lg Totals				.333	5	9	1	3	1	0	1	1	0	1	0	0	.333	.778	0	0	0



Mike Marjama played at Cheney Stadium in 2017 as the starting catcher of the International League All-Star team and with the Tacoma Rainiers (21 G).



SETH MEJIAS-BREAN

BORN: 04/05/1991 IN TUCSON, AZ
RESIDES: SAHURITA, AZ

INF

ACQUIRED: IN AN OUTRIGHT TRADE WITH CINCINNATI ON MAY 1, 2017.

DRAFTED: SELECTED BY CINCINNATI IN THE EIGHTH ROUND OF THE 2012 DRAFT.

HEIGHT: 6' 3"
WEIGHT: 200
BATS: RIGHT
THROWS: RIGHT
AGE: 26

AS OF OPENING DAY 2018

MEJIAS-BREAN'S CAREER SUMMARY

Single-Game Career High...	R	H	2B	3B	HR	RBI	SB
	3 (9x)	5 (2x)	2 (7x)	1 (19x)	2 (2x)	6	2 (3x)
	7/18/17	7/10/13	8/26/17	7/21/17	5/23/14	7/18/13	5/20/15

2017:

- Split the season between Triple-A Louisville (16 G), Double-A Arkansas (74 G), and Tacoma (19 G)...combined to hit .268 (113x422) with 52 R, 15 2B, 3 3B, 4 HR, 50 RBI, and 5 SB.
- Opened the year with Louisville, hitting .262 (16x61) with 6 R, 1 2B, and 1 RBI through 16 games.
- Traded from Cincinnati to Seattle in an outright trade on May 1...reported to Tacoma on May 2.
- Saw time in 19 games with the Rainiers, hitting .271 (19x70) with 15 R, 6 2B, 1 3B, 1 HR, 7 RBI, and 1 SB.
- Transferred to Arkansas on May 25 and spent the remainder of the year with the Travelers...hit .268 (78x291) with 31 R, 8 2B, 2 3B, 3 HR, 42 RBI, and 4 SB.
- Spent time on the Arkansas 7-day disabled list with a sprained right wrist from June 7 (retro: June 5) to June 21.
- Collected 29 multi-hit games over the course of the season, including a season-best four hits three times.

2016:

- Logged a full campaign with Triple-A Louisville (127 G), hitting .228 (99x435) with 41 R, 18 2B, 1 3B, 6 HR, 45 RBI, and 5 SB.
- Finished the year leading Louisville in games played (127), at-bats (435), and strikeouts (91).
- Posted 22 multi-hit games and logged 13 multi-RBI performances.
- Hit .253 (49x194) with 25 R and 22 RBI following the all-star break after hitting just .207 (50x241) with 16 R and 23 RBI prior to the break.

2015:

- Played in 122 games over a full season with Double-A Pensacola...hit .247 (100x405) with 41 R, 18 2B, 5 3B, 6 HR, 53 RBI, and 9 SB...set a career-high mark in stolen bases and tied a career-best mark in triples.
- Logged a season-long nine-game hitting streak from July 2-10...hit .355 (11x31) with 6 R, 1 2B, 2 HR, and 6 RBI over that stretch.
- Spent time on the 7-day disabled list with right shoulder tendinitis from June 6-13.
- Hit .266 (54x203) with 24 R and 25 RBI across 61 games on the road...hit just .228 (46x202) with 17 R and 28 RBI at home (61 G).

2014:

- Divided time between Advanced-A Bakersfield (69 G) and Double-A Pensacola (65 G)...combined to hit .270 (133x493) with 79 R, 15 2B, 5 3B, 14 HR, 67 RBI, and 8 SB...set career-high marks in games played (134), at-bats, runs, home runs, and walks (76)...tied career-best mark in triples.
- Opened the year with Bakersfield and hit .300 (80x267) with 56 R, 8 2B, 3 3B, 11 HR, 45 RBI, and 7 SB across 69 games with the Blaze.
- Transferred to Pensacola on June 18 and spent the remainder of the year with the Blue Wahoos...hit .235 (53x226) with 23 R, 7 2B, 2 3B, 3 HR, 22 RBI, and 1 SB.
- Selected to MiLB.com Organizational All-Star team following the conclusion of the season.

2013:

- Registered time with Single-A Daytona (127 G) and Advanced-A Bakersfield (3 G)...combined to hit .305 (150x492) with 73 R, 36 2B, 3 3B, 11 HR, 82 RBI, and 4 SB...set career-high marks in hits, doubles, and RBI.
- Spent majority of the season with Daytona, hitting .305 (146x479) with 70 R, 35 2B, 3 3B, 10 HR, 79 RBI, and 3 SB.
- Named Midwest League Player of the Week for July 15-22...played in seven games and hit .593 (16x27) with 6 R, 3 2B, 2 3B, 3 HR, and 6 RBI.
- Logged three games with Bakersfield in August, hitting .308 (4x13) with 3 R, 1 3B, 1 HR, 3 RBI, and 1 SB.
- Received the Chief Bender Award as the Reds Minor League Player of the Year.
- Earned MiLB.com Organizational All-Star honors following the season.

2012:

- Began professional career with rookie-level Billings (46 G), hitting .313 (56x179) with 35 R, 12 2B, 2 3B, 8 HR, 40 RBI, and 6 SB...set a career-best mark in batting average.
- Made pro debut on July 5 against Helena (0x3)...registered first career hit on July 6 against Helena (2x3, 3 R, 2B, RBI).

FRONT OFFICE

CHENEY STADIUM

COACHES/STAFF

2018 RAINIERS

2017 SEASON REVIEW

OPPONENTS

HISTORY & RECORDS

MEDIA & MISC.

MEJIAS-BREAN (CONTINUED)

2012 (continued):

- Blasted first career home run on July 12 against Orem (1x4, R, HR, RBI).
- Named Pioneer League Player of the Week twice in back-to-back weeks July 16-23 and July 23-30...over those two weeks played in 13 games and hit .455 (25x55) with 12 R, 4 2B, 1 3B, 4 HR, and 22 RBI.
- Selected to Pioneer League Post-Season All-Star team.

Personal:

- Seth Wayne Mejias-Brean.
- Played collegiately at the University of Arizona from 2010-12...in three seasons with the Wildcats, hit .329 (218x662) with 120 R, 37 2B, 9 3B, 2 HR, 120 RBI, and 22 SB...as a junior in 2012, ranked among the nation's top 30 Division I players in hits (17th, 94), doubles (19th, 22), and RBI (29th, 61).
- Graduated from Cienega (AZ) High School in 2009.

MEJIAS-BREAN'S CAREER PLAYING RECORD

Year	Team	LG	AVG	G	AB	R	H	2B	3B	HR	RBI	BB	SO	SB	CS	OBP	SLG	SF	SAC	HP	
2012	Billings	PIO	.313	46	179	35	56	12	2	8	40	21	29	6	0	.389	.536	1	0	2	
2013	Dayton	MID	.305	127	479	70	146	35	3	10	79	55	83	3	2	.381	.453	3	2	6	
	Bakersfield	CAL	.308	3	13	3	4	1	0	1	3	0	0	1	0	.308	.615	0	0	0	
2014	Bakersfield	CAL	.300	69	267	56	80	8	3	11	45	44	49	7	1	.396	.476	2	0	0	
	Pensacola	SOU	.235	65	226	23	53	7	2	3	22	32	50	1	4	.333	.323	1	3	2	
2015	Pensacola	SOU	.247	122	405	41	100	18	5	6	53	63	96	9	3	.352	.360	3	0	4	
2016	Louisville	INT	.228	127	435	41	99	18	1	6	45	31	91	5	3	.290	.315	2	4	8	
2017	Louisville	INT	.262	16	61	6	16	1	0	0	1	3	9	0	1	.318	.279	0	0	2	
	Tacoma	PCL	.271	19	70	15	19	6	1	1	7	7	13	1	0	.338	.429	0	0	0	
	Arkansas	TEX	.268	74	291	31	78	8	2	3	42	22	71	4	1	.328	.340	4	0	6	
Minor Lg Totals				.268	668	2426	321	651	114	19	49	337	278	491	37	15	.349	.392	16	9	30

TROY NEEL WINS 1992 BATTING TITLE

Troy Neel's .351 batting average in 1992 earned him the PCL Batting Crown. Neel is the only Tacoma player to accomplish this feat. He beat out Edmonton's Tim Salmon by .004 points.



IAN MILLER

OF

BORN: 02/21/1992 IN PHILADELPHIA, PA
RESIDES: DOWINGTON, PA

ACQUIRED: SELECTED BY SEATTLE IN THE 14TH ROUND OF THE 2013 DRAFT.

Baseball America prospect rankings:

DRG TOP 100
#19 **NR**

HEIGHT: 6' 0" **WEIGHT:** 170 **BATS:** LEFT **THROWS:** RIGHT **AGE:** 26

AS OF OPENING DAY 2018

MILLER'S CAREER SUMMARY

Single-Game Career High...	R	H	2B	3B	HR	RBI	SB
	3 (7x)	4 (4x)	2 (3x)	1 (23x)	1 (5x)	3 (2x)	4
	7/29/17	4/26/17	8/21/17	8/28/17	6/14/17	6/14/17	5/25/15

2017:

- Divided the year between Double-A Arkansas (83 G) and Tacoma (41 G)...combined to hit .307 (157x512) with 85 R, 22 2B, 5 3B, 4 HR, 35 RBI, and 43 SB...set career-high marks in runs, hits, doubles, and RBI.
- Began the season with Arkansas, hitting .326 (112x344) with 63 R, 18 2B, 3 3B, 4 HR, 29 RBI, and 30 SB over 83 games.
- Selected to Texas League Mid- and Post-Season All-Star teams...started in center field for Texas League North All-Stars, going 1-for-3 with 1 R, 1 3B.
- Promoted to Tacoma on July 22...at the time of promotion, ranked first in the Texas League in batting average (.326) and stolen bases (30).
- Played final 41 games of the season with Tacoma, hitting .268 (45x168) with 22 R, 4 2B, 2 3B, 6 RBI, and 13 SB.
- Posted a 12-game hitting streak to open his Triple-A career from July 22 – August 3, including five multi-hit contests...over that stretch hit .426 (20x47) with 9 R, 2B, 3B, 3 RBI.

2016:

- Registered a full season with Double-A Jackson (114 G), hitting .253 (109x430) with 64 R, 8 2B, 7 3B, 28 RBI, and 49 SB...set a career-high mark in runs.
- Finished the year ranked second in the Southern League with 29 stolen bases...ranked third in lowest PA/SO ratio at 9.15.
- Logged a season-high four hits (4x5, R, RBI) on Aug. 4 at Montgomery.
- Hit .271 (56x207) through 54 games at home, while hitting .238 (53x223) on the road.
- Posted a season-best 11-game hitting streak to open the season, Apr. 7-23...hit .333 (13x39) with 8 R, 1 3B, 4 RBI, and 5 SB over that stretch.
- Posted a .333 (27x81) batting average with 11 R, 3 2B, 1 3B, 11 RBI, and 12 SB through 21 games in August.

2015:

- Split the year between Advanced-A Bakersfield (39 G) and Double-A Jackson (87 G)...combined to hit .267 (135x506) with 60 R, 18 2B, 7 3B, 29 RBI, and 50 SB...set career-high marks in doubles, RBI, and stolen bases.
- Opened the season with Bakersfield, hitting .296 (47x159) with 20 R, 5 2B, 2 3B, 6 RBI, and 21 stolen bases over 39 games with the Blaze.
- Registered a season-long seven-game hitting streak from May 19-25 over final seven games with Jackson...hit .448 (13x29) with 4 R, 2 2B, 1 RBI, and 5 SB.
- Stole a career-high four bases in one game on May 25 against High Desert.
- Promoted to Jackson in late May and spent the remainder of the season with the Generals, hitting .254 (88x347) with 40 R, 13 2B, 5 3B, 23 RBI, and 29 SB.
- Named Southern League Player of the Week for Aug. 31 – Sep. 7...hit .464 (13x28) with 4 R, 3 2B, 1 3B, 5 RBI, and 4 SB over that stretch.
- While with the Generals, hit .328 (20x61) against left-handed pitchers, while hitting .238 (68x286) against righties.

2014:

- Played in 45 games over a full year with Single-A Clinton...hit .271 (45x166) with 33 R, 5 2B, 4 3B, 13 RBI, and 16 SB.
- Spent time on the 7-day disabled list twice with a lower back injury, from Apr. 18-26 and June 6 – Sep. 17.
- Logged time in 28 games in May, hitting .280 (30x107) with 20 R, 3 2B, 1 3B, 9 RBI, and 11 SB.

2013:

- Began professional career with rookie-level Pulaski (40 G) and short-season Everett (12 G)...combined to hit .305 (60x197) with 37 R, 5 2B, 1 HR, 14 RBI, and 17 SB.
- Made pro debut with Pulaski on June 21 at Burlington...went 0-for-4.
- Hit first career home run on July 5 against Danville.

FRONT OFFICE

CHENEY STADIUM

COACHES/STAFF

2018 RAINIERS

2017 SEASON REVIEW

OPPONENTS

HISTORY & RECORDS

MEDIA & MISC.

MILLER (CONTINUED)

Personal:

- Ian Andrew Miller.
- Graduated from Bishop Shanahan (PA) High School in 2010.
- Played collegiately for Wagner College from 2010-13...posted a career batting average of .301 (171x569) with 101 R, 18 2B, 3 3B, 1 HR, 53 RBI, and 93 SB...ranked second among Division I players in 2013 with 46 stolen bases after ranking 11th in the country in 2012 with 34 stolen bases.

MILLER'S CAREER PLAYING RECORD

Year	Team	LG	AVG	G	AB	R	H	2B	3B	HR	RBI	BB	SO	SB	CS	OBP	SLG	SF	SAC	HP	
2013	Pulaski	APP	.297	40	155	30	46	5	0	1	13	16	29	14	6	.374	.348	0	2	3	
	Everett	NOR	.333	12	42	7	14	0	0	0	1	4	6	3	1	.391	.333	0	2	0	
2014	Clinton	MID	.271	45	166	33	45	5	4	0	13	16	35	16	2	.332	.349	2	1	0	
2015	Bakersfield	CAL	.296	39	159	20	47	5	2	0	6	10	34	21	5	.341	.352	0	1	1	
	Jackson	SOU	.254	87	347	40	88	13	5	0	23	29	53	29	13	.310	.320	4	3	1	
2016	Jackson	SOU	.253	114	430	64	109	8	7	0	28	45	54	49	3	.331	.305	4	8	7	
2017	Arkansas	TEX	.326	83	344	63	112	18	3	4	29	28	69	30	4	.382	.430	4	2	6	
	Tacoma	PCL	.268	41	168	22	45	4	2	0	6	5	33	13	1	.297	.315	0	2	2	
Minor Lg Totals				.279	461	1811	279	506	58	23	5	119	153	313	175	35	.340	.345	14	21	20



Speedy outfielder Ian Miller stole 43 bases over time with Double-A Arkansas and Tacoma in 2017, and was selected to the Texas League Mid- and Post-Season All-Star teams.



ANTHONY MISIEWICZ

LHP

BORN: 11/01/1994 IN DETROIT, MI
RESIDES: MT. CLEMENS, MI

ACQUIRED: TRADED FROM TAMPA BAY TO SEATTLE IN EXCHANGE FOR FUTURE CONSIDERATIONS ON DEC. 13, 2017.

DRAFTED: SELECTED BY SEATTLE IN THE 18TH ROUND OF THE 2015 DRAFT.

Baseball America
 prospect rankings:

DRG #18
 TOP 100 NR

HEIGHT: 6' 1" **WEIGHT:** 200 **BATS:** RIGHT **THROWS:** LEFT **AGE:** 23

AS OF OPENING DAY 2018

MISIEWICZ'S CAREER SUMMARY

Single-Game Career High...	IP	H	R	ER	HR	K	BB
	9.0	12 (2x)	8 (2x)	7 (3x)	3 (3x)	10	4
	8/27/17	6/11/16	8/16/17	8/16/17	5/9/17	6/4/17	5/15/16

2017:

- Split time between Advanced-A Modesto (16 GS), Double-A Arkansas (7 GS), and Double-A Montgomery (5 GS)...combined to go 11-6 with a 4.51 ERA (74ERx147.2IP)...posted career-best marks in wins and strikeouts (141).
- Opened the year with Modesto, and over two stints with the club went 5-2 with a 4.96 ERA (43ERx78.0IP) across 16 starts.
- Named California League Pitcher of the Week twice...May 1-7 made one start against Lake Elsinore (7.0,1,0,0,1,8), earning the win...June 5-11 made one start against Stockton (7.0,2,0,0,1,8), earning the win.
- Logged two stints with Arkansas (June 23-26, July 6-Aug. 6) and combined to go 3-3 with a 4.35 ERA (20ERx41.1IP) with the Travelers.
- Traded from Seattle to Tampa Bay along with teammate Luis Rengifo (inf) and a player to be named later in exchange for Mike Marjama (c) and Ryan Garton (rhp) on August 6...reported to Montgomery on August 10.
- Spent remainder of the year with the Biscuits, going 3-1 with a 3.49 ERA (11ERx28.1IP) in five starts.
- Named Southern League Pitcher of the Week for August 21-27...made two starts, allowing just eight hits and one earned run over 15.0 innings of work...included first career complete-game shutout on August 27 against Mobile (9.0,5,0,0,1,2).
- Combined over the course of the season to hold opposing hitters to a .261 (148x566) batting average...righties hit .247 (90x365), while left-handers hit .289 (58x201).
- Honored as a Seattle Organizational All-Star by MiLB.com following the season.
- Traded back from Tampa Bay to Seattle in exchange for Future Considerations on December 13, 2017.

2016:

- Spent a full season with Advanced-A Bakersfield (29 GS)...went 7-10 with a 4.79 ERA (84ERx157.2IP)...set career-high marks in games, games started, innings pitched, and losses.
- Led all Minor League pitchers in games started (29)...also ranked among California League's top five pitchers in innings pitched (second, 157.2) and home runs allowed (tied-third, 21).
- Named California League Pitcher of the Week for April 25 - May 1...logged an eight-inning shutout on April 29 at Inland Empire (8.0,2,0,0,1,4).
- Tossed first career complete game on July 8 at Visalia (8.0,6,2,2,0,5,HR)...took the loss.
- Posted nine quality starts (6.0+ IP, three or fewer ER allowed) among 14 starts that went at least 6.0 innings.
- Went 6-2 with a 3.67 ERA (34ERx83.1IP) across 14 road starts...went 1-8 with a 6.05 ERA (50ERx74.1IP) during 15 home starts.
- Limited opposing hitters to a .272 (166x611) batting average...right-handers hit .301 (126x418), while lefties hit just .207 (40x193).

2015:

- Began professional career with short-season Everett (14 G, 7 GS)...went 3-2 with a 2.14 ERA (11ERx46.1IP)...set career-best marks in ERA and opponent batting average (.189/30x159).
- Made pro debut in relief on June 22 against Eugene (1.2,4,3,3,1,2).
- Logged first career start on June 27 against Boise (3.0,2,0,0,1,2).
- Earned first career win in relief on July 2 at Tri-City (3.0,2,1,1,1,1).
- Limited opposing hitters to a .189 (30x159) batting average...righties hit .172 (20x116), while lefties hit .233 (10x43).

Personal:

- Anthony Misiewicz.
- Played three seasons at Michigan State University from 2013-15...combined to make 66 appearances (12 GS) and go 13-11 with a 3.26 ERA (61ERx168.1IP).
- Graduated from Anchor Bay (MI) High School in 2012...tossed a no-hitter against Bishop Foley HS on April 9, 2012.

MISIEWICZ'S CAREER PITCHING RECORD

Year	Team	LG	W-L	ERA	G	GS	CG	SHO	SV	IP	H	R	ER	HR	HB	BB	SO	WP	BK
2015	Everett	NWL	3-2	2.14	14	7	0	0	0	46.1	30	11	11	1	0	10	40	1	0
2016	Bakersfield	CAL	7-10	4.79	29	29	1	0	0	157.2	166	91	84	21	1	47	115	10	0
2017	Modesto	CAL	5-2	4.96	16	16	0	0	0	78.0	82	47	43	6	2	27	85	7	0
	Arkansas	TEX	3-3	4.35	7	7	0	0	0	41.1	40	20	20	4	1	11	32	3	0
	Montgomery	SOU	3-1	3.49	5	5	1	1	0	28.1	26	12	11	3	0	5	24	1	0
Minor Lg Totals			21-18	4.33	71	64	2	1	0	351.2	344	181	169	35	4	100	296	22	0

TACOMA YEARLY ALL-STAR GAME SELECTIONS

YR	LOCATION	SELECTION(S)
1960	Spokane	Tom Haller (c), Jose Pagan (ss), Danny O'Connell (ph), Eddie Fisher (p)
1961	Seattle	Bob Farley (1b), Dick Phillips (3b), Dom Zanni (p), Red Davis (coach)
1962	Portland	Gil Garrido (ss), Dick Phillips (2b)
1963	Spokane	Tim Talton (c), Gil Garrido (ss), Danny Rivas (p)
1973	Albuquerque	Craig Kusick (dh), Glenn Borgmann (c), Charley Manuel (1f), Rick Renick (3b)
1974	Tacoma	Mark Wiley (p), Juan Veintidos (p), Rick Renick (dh), Lyman Bostock (rf), Cal Ermer (coach)
1975	Sacramento	Dave McKay (ss), Eddie Bane (p), Rocky Stone (p)
1988	Buffalo	Lance Blankenship (2b), Ed Jurak (ss)
1989	Columbus	Bryan Clark (p)
1990	Las Vegas	Joe Bitker (p), Scott Chiamparino (p)
1991	Louisville	Kevin Campbell (p)
1992	Richmond	Gus Polidor (2b)
1993	Albuquerque	Kurt Abbott (ss), Webster Garrison (2b), Walt Horn (trainer)
1994	Nashville	Scott Lydy (of)
1995	Scranton/Wilkes-Barre	Jeff Darwin (p)
1996	Salt Lake City	James Bonnici (dh), Greg Pirkli** (1b)
1997	Des Moines	Brian Raabe (3b), Alan Zinter (c), Dan Rohrmeier (dnp)
1998	Norfolk	Steve Gajkowski (p), Dave Myers (coach)
1999	New Orleans	Ozzie Timmons (dh)
2000	Rochester	Brian Leshar (1b), Ryan Anderson (p), Randy Roetter (trainer)
2001	Indianapolis	Ramon Vazquez (ss), Juan Thomas (dh), Denny Stark (p), Todd Betts (1b)
2002	Oklahoma City	Dan Rohn (manager), Aaron Holbert (ss), Aquilino Lopez (p)
2003	Memphis	Pat Borders (c)
2004	Pawtucket	George Sherrill (p), Bucky Jacobsen** (dh), Scott Atchison (p)
2005	Sacramento	Masao Kida (p), Felix Hernandez (elected, DNP)
2006	Toledo	Adam Jones (of - DNP), Mike Curto (broadcaster)
2007	Albuquerque	Adam Jones (of), Justin Lehr (p)
2008	Louisville	Oswaldo Navarro (ss)
2009	Portland	Bryan LaHair (1b), Dwight Bernard (coach), Tom Newberg (trainer)
2010	Lehigh Valley	Daren Brown (manager), Chris Seddon (p)
2011	Salt Lake	Josh Lueke (p)
2012	Buffalo	Luis Jimenez (dh), Guillermo Quiroz (c)
2013	Reno	Brian Moran (1hp), Carlos Peguero (of)
2014	Durham	Logan Kensing (p), Nick Franklin (2b), Chris Taylor (ss), Gabriel Noriega (3b)
2015	Omaha	Jesus Montero (inf), Ketel Marte (inf), Forrest Snow (rhp)
2016	Charlotte	Stefen Romero (of), Blake Parker (rhp)
2017	Tacoma	Daniel Vogelbach (inf), Jean Machi (rhp)
BOLD indicates starter		***won home run derby



ANDREW MOORE

RHP

BORN: 06/02/1994 IN SPRINGFIELD, OR
RESIDES: SPRINGFIELD, OR

ACQUIRED: SELECTED BY SEATTLE IN THE SECOND ROUND OF THE 2015 DRAFT.

HEIGHT: 6' 0" **WEIGHT:** 195 **BATS:** RIGHT **THROWS:** RIGHT **AGE:** 23

AS OF OPENING DAY 2018

MOORE'S CAREER SUMMARY

Single-Game Career High...	IP	H	R	ER	HR	K	BB
	9.0	9 (5x)	5 (4x)	5 (4x)	3	9 (2x)	3 (4x)
	8/2/16	7/21/17	8/6/17	8/6/17	7/16/17	5/20/17	5/14/17

2017:

- Spent time with Double-A Arkansas (6 G, 5 GS), Tacoma (15 G, 14 GS), and Seattle (11 G, 9 GS)...combined to go 5-11 with a 3.84 ERA (72ERx168.2IP)...set career-high marks in games and innings pitched.
- Opened the season with Arkansas, going 1-2 with a 2.08 ERA (8ERx34.2IP) across six games (five starts).
- Allowed zero runs and just three hits over first two starts of the season (spanning 12.0 innings) while striking out 12.
- Transferred to Tacoma on May 8, and over four stints with the Rainiers went 3-4 with a 3.48 ERA (29ERx75.0IP) across 15 games (14 starts).
- Worked a season-long 8.0 shutout innings on the road at Salt Lake on May 30 (8.0,4,0,0,1,3).
- Selected by Seattle on June 21 and made Major League debut the next day (June 22) in a start against Detroit (7.0,6,3,3,0,4,HR)...earned first career ML win.
- Over 11 games with Seattle, posted a 1-5 record with a 5.34 ERA (35ERx59.0IP).
- Entered the 2017 season ranked as the No. 6 prospect in the Mariners organization by Baseball America while also earning "Best Control" superlatives.

2016:

- Split the campaign between Advanced-A Bakersfield (9 GS) and Double-A Jackson (19 GS)...combined to go 12-4 with a 2.65 ERA (48ERx163.0IP).
- Received Mariners Jamie Moyer Minor League Pitcher of the Year Award...led Mariners farmhands with a 2.65 ERA while ranking third in innings (163.0), tied for third in wins (12), and fifth in strikeouts (133).
- Began the year with Bakersfield, going 3-1 with a 1.65 ERA (10ERx54.2IP) over nine starts with the Blaze.
- Named California League Pitcher of the Week for the week of Apr. 18-24...made one start, a seven-inning no-hit effort on Apr. 22 against Lake Elsinore (7.0,0,0,0,1,3).
- Promoted to Jackson on May 24 and spent the remainder of the year with the Generals, going 9-3 with a 3.16 ERA (38ERx108.1IP).
- Logged first career complete game, a shutout, on Aug. 2 at Montgomery (9.0,5,0,0,0,4).
- Worked a 1.20 ERA (2ERx15.0IP) over two starts in the playoffs while leading the Generals to a Southern League Championship.
- Combined to hold opposing hitters to a .247 (148x600) batting average...right-handed batters hit .226 (65x288), while lefties hit .266 (83x312).
- Named to MiLB.com Organizational All-Star team following the season.

2015:

- Began professional career with short-season Everett (14 G, 8 GS), going 1-1 with a 2.08 ERA (9ERx39.0IP).
- Named to MiLB.com Organizational All-Star team following the year...earned Baseball America Short-Season All-Star honors.
- Made pro debut in a start on June 22 against Eugene (3.0,0,0,0,0,5).
- Earned first professional win in relief on July 23 against Spokane (3.0,2,1,0,0,2).
- Limited opposing hitters to a .250 (37x148) batting average...right-handed batters hit .247 (22x89), while lefties hit .254 (15x59).

Personal:

- Andrew George Moore.
- Graduated from North Eugene (OR) High School in 2012...named Oregon High School Pitcher of the Year in both sophomore and junior seasons...earned 5A State Player of the Year honors as a senior.
- Pitched three seasons at Oregon State University from 2013-15...named First-Team All-Pac-12 as a junior in 2015...put together a career record of 27-9 with one save and a 2.10 ERA (81ERx347.2IP)...led all Division I pitchers with 14 wins in 2013 while ranking third with three shutouts, and fifth in games started (18) and innings pitched (131.0IP).

FRONT OFFICE

CHENEY STADIUM

COACHES/STAFF

2018 RAINIERS

2017 SEASON REVIEW

OPPONENTS

HISTORY & RECORDS

MEDIA & MISC.

MOORE'S CAREER PITCHING RECORD

Year	Team	LG	W-L	ERA	G	GS	CG	SHO	SV	IP	H	R	ER	HR	HB	BB	SO	WP	BK
2015	Everett	NWL	1-1	2.08	14	8	0	0	0	39.0	37	12	9	2	1	2	43	1	0
2016	Bakersfield	CAL	3-1	1.65	9	9	0	0	0	54.2	36	14	10	2	0	13	47	1	1
	Jackson	SOU	9-3	3.16	19	19	1	1	0	108.1	112	41	38	9	1	18	86	0	0
2017	Arkansas	TEX	1-2	2.08	6	5	0	0	0	34.2	28	8	8	4	0	9	33	2	0
	Tacoma	PCL	3-4	3.48	15	14	0	0	0	75.0	68	30	29	9	2	13	66	1	0
	SEATTLE	AL	1-5	5.34	11	9	0	0	0	59.0	60	36	35	14	1	8	31	0	0
Minor Lg Totals			17-11	2.71	63	55	1	1	0	311.2	281	105	94	26	4	55	275	5	1
Major Lg Totals			1-5	5.34	11	9	0	0	0	59.0	60	36	35	14	1	8	31	0	0



Andrew Moore began the 2017 season with Double-A Arkansas and ascended all the way to the Major Leagues in just his third professional season. He made his ML debut with Seattle on June 22 against Detroit, earning the win.

FRONT
OFFICE

CHENEY
STADIUM

COACHES/STAFF

2018
RAINERS

2017 SEASON
REVIEW

OPPONENTS

HISTORY &
RECORDS

MEDIA &
MISC.



MIKE MORIN

RHP

BORN: 05/03/1991 IN ANDOVER, MN
RESIDES: LEAWOOD, KS

ACQUIRED: CLAIMED OFF WAIVERS FROM KANSAS CITY ON DEC. 8, 2017.

DRAFTED: SELECTED BY LOS ANGELES-AL IN THE 13TH ROUND OF THE 2012 DRAFT.

HEIGHT: 6' 4"
WEIGHT: 220
BATS: RIGHT
THROWS: RIGHT
AGE: 26

AS OF OPENING DAY 2018

MORIN'S CAREER SUMMARY

Single-Game Career High...	IP	H	R	ER	HR	K	BB
	3.0 (3x)	6 (2x)	5	4 (6x)	2 (2x)	4 (4x)	3
	6/10/17	7/16/17	4/16/14	5/14/16	6/10/17	6/12/16	8/18/12

2017:

- Logged time with Los Angeles-AL (10 G), Triple-A Salt Lake (22 G, 1 GS), and Kansas City (6 G)...combined to go 0-1 with one save and a 4.55 ERA (30ERx59.1IP).
- Opened the year with Los Angeles-AL and spent six stints of time with the Angels...went 0-0 with a 6.91 ERA (11ERx14.1IP) across 10 relief outings.
- Placed on the Angels 10-day disabled list on April 21 with neck tightness...sent on rehab assignment to Salt Lake on May 24...activated from DL on May 27.
- Over six trips to Salt Lake, combined to go 0-1 with one save and a 3.20 ERA (14ERx39.1IP).
- Made just second career start while on rehab assignment with Salt Lake on May 24 against El Paso (1.0,0,0,0,0,2).
- Designated for assignment by Los Angeles-AL on September 5...claimed off waivers by Kansas City on September 12.
- Spent remainder of the year with the Royals, going 0-0 with a 7.95 ERA (5ERx5.2IP).
- Combined to allow opposing hitters a .278 (63x227) batting average...right-handers hit just .242 (30x124), while lefties hit .321 (33x103).

2016:

- Split the year between Triple-A Salt Lake (11 G) and Los Angeles-AL (60 G)...combined to go 2-3 with two saves and a 4.25 ERA (31ERx65.2IP)...set a career-high mark in games played.
- Opened the campaign with Los Angeles-AL and over three stints with the Angels went 2-2 with a 4.37 ERA (27ERx55.2IP).
- Set Angels franchise record with nine consecutive outings without allowing a baserunner, April 18 – May 6.
- Did not allow a hit from April 18 – May 11, spanning 11 straight games (10.0 IP)...tied for second-longest such streak in club history.
- Held opponents without an earned run in 46-of-60 appearances.
- Ranked seventh in the American League stranding 81% (34-of-42) of inherited baserunners.
- Over two stints (May 30 – June 7, July 1 – August 2) with Salt Lake, went 0-1 with two saves and a 3.60 ERA (4ERx10.0IP) in 10 relief outings.
- Limited opposing hitters to a .246 (60x244) batting average across time with Los Angeles-AL and Salt Lake...righties hit .241 (38x158), while left-handers hit .256 (22x86).

2015:

- Registered time with Los Angeles-AL (47 G), Triple-A Salt Lake (14 G), and rookie-level AZL Angels (1 GS)...combined to go 8-4 with a 6.21 ERA (37ERx53.2IP)...set a career-high mark in wins.
- Kicked off the year with Los Angeles-AL...over four stints with the Angels over the course of the year went 4-2 with one save and a 6.37 ERA (25ERx35.1IP).
- Earned first career Major League save on September 30 against Seattle (1.0,0,0,0,0,2).
- Placed on the Los Angeles-AL 15-day disabled list on May 24 with a left oblique strain...sent on rehab assignments to AZL Angels and Salt Lake...activated from DL on July 1.
- First career start was on rehab with AZL Angels on June 22 against AZL Brewers (1.0,1,0,0,0,1).
- Across three stints with Salt Lake (including one rehab assignment June 23 – July 1), went 4-2 with one save and a 6.23 ERA (12ERx17.1IP).
- Combined to hold opposing hitters to a .291 (62x213) batting average...both righties (39x134) and lefties (23x79) hit .291.

2014:

- Pitched for four teams: Los Angeles-AL (60 G), Double-A Arkansas (5 G), Triple-A Salt Lake (4 G), and Advanced-A Inland Empire (1 G)...combined to go 5-5 with six saves and a 3.04 ERA (23ERx68.0IP).
- Opened the year with Arkansas, going 1-0 with three saves and a 0.00 ERA (0ERx5.0IP) across five relief outings.
- Transferred to Salt Lake and went 0-1 with a 12.00 ERA (4ERx3.0IP) in four games.

MORIN (CONTINUED)

2014 (continued):

- Selected by Los Angeles-AL on April 27 and made Major League debut on April 30 against Cleveland (1.0,1,0,0,0,0).
- Earned first ML win on June 21 against Texas (1.0,0,0,0,0,3).
- Ranked third among American League rookies with 60 appearances.
- Spent time on the Angels 15-day disabled list with a left foot laceration from August 4-16...sent on rehab assignment to Inland empire and made one relief appearance on August 14 (1.0,1,0,0,0,2).
- Combined to limit opposing hitters to a .243 (62x255) batting average...right-handers hit just .185 (23x124), while lefties hit .298 (39x131).

2013:

- Divided second pro season between Advanced-A Inland Empire (30 G) and Double-A Arkansas (26 G)...combined to go 3-3 with 23 saves and a 1.93 ERA (15ERx70.0IP)...set career-best marks in ERA, saves, innings pitched, strikeouts (76), and opponent batting average (.225/56x249).
- With Inland Empire, went 3-1 with 13 saves and a 1.85 ERA (8ERx39.0IP).
- Posted an 0-2 record with 10 saves and a 2.03 ERA (7ERx31.0IP) with Arkansas.
- Named MiLB.com Organizational All-Star following the conclusion of the season.
- Limited opposing batters to a .225 (56x249) average...righties hit just .157 (22x140), while lefties hit .312 (34x109).

2012:

- Began professional career with rookie-level Orem (24 G)...went 2-2 with four save and a 4.93 ERA (19ERx34.2IP).
- Made pro debut on June 20 at Idaho Falls (1.0,0,0,0,0,2).
- Earned first career save on June 28 against Idaho Falls (3.0,3,2,2,0,2,HR).
- Notched first career win on July 2 against Grand Junction (1.2,0,0,0,1,2).
- Allowed opposing batters to hit .262 (34x130)...right-handers hit .257 (19x74), while lefties hit .268 (15x56).

Personal:

- Michael William Morin (MORE-in).
- Played three seasons with the University of North Carolina from 2010-12...went 15-9 with 32 saves and a 3.67 ERA (66ERx161.2IP)...ranked second in the country among Division I pitchers with 19 saves as a junior in 2012 (leader: Stefan Lopez, Southeastern Louisiana).
- Graduated from Shawnee Mission South High School in Overland Park, KS in 2010.
- Active with the Save a Warrior project...contributed \$11,500 to the organization in 2015, \$250 for each save the Angels accrued.

MORIN'S CAREER PITCHING RECORD

Year	Team	LG	W-L	ERA	G	GS	CG	SHO	SV	IP	H	R	ER	HR	HB	BB	SO	WP	BK
2012	Orem	PIO	2-2	4.93	24	0	0	0	4	34.2	34	23	19	2	1	14	29	6	0
2013	Inland Emp.	CAL	3-1	1.85	30	0	0	0	13	39.0	30	9	8	2	1	5	43	0	0
	Arkansas	TEX	0-2	2.03	26	0	0	0	10	31.0	26	7	7	2	2	5	33	3	0
2014	Arkansas	TEX	1-0	0.00	5	0	0	0	3	5.0	3	0	0	0	0	0	6	0	0
	Salt Lake	PCL	0-1	12.00	4	0	0	0	2	3.0	7	5	4	1	0	0	5	0	0
	Inland Emp.	CAL	0-0	0.00	1	0	0	0	1	1.0	1	0	0	0	0	0	2	0	0
	LOS ANGEL.	AL	4-4	2.90	60	0	0	0	0	59.0	51	22	19	3	3	19	54	3	0
2015	AZL Angels	AZL	0-0	0.00	1	1	0	0	0	1.0	1	0	0	0	0	0	1	0	0
	Salt Lake	PCL	4-2	6.23	14	0	0	0	1	17.1	25	14	12	3	2	6	19	1	0
	LOS ANGEL.	AL	4-2	6.37	47	0	0	0	1	35.1	36	28	25	3	2	9	41	0	0
2016	Salt Lake	PCL	0-1	3.60	11	0	0	0	2	10.0	8	4	4	2	1	1	11	0	0
	LOS ANGEL.	AL	2-2	4.37	60	0	0	0	0	55.2	52	31	27	6	1	15	49	1	1
2017	LOS ANGEL.	AL	0-0	6.91	10	0	0	0	0	14.1	21	11	11	3	1	2	10	0	0
	Salt Lake	PCL	0-1	3.20	22	1	0	0	1	39.1	34	14	14	5	2	7	25	0	0
	KAN. CITY	AL	0-0	7.94	6	0	0	0	0	5.2	8	5	5	0	0	3	6	0	0
Minor Lg Totals			10-10	3.38	138	2	0	0	37	181.1	169	76	68	17	9	38	174	10	0
Major Lg Totals			10-8	4.61	183	0	0	0	1	170.0	168	97	87	15	7	48	160	4	1



TAYLOR MOTTER

BORN: 09/18/1989 IN WEST PALM BEACH, FL
RESIDES: PALM BEACH GARDENS, FL

INF / OF

ACQUIRED: IN A 5-PLAYER TRADE WITH TAMPA BAY ON NOV. 18, 2016.

DRAFTED: SELECTED BY TAMPA BAY IN THE 17TH ROUND OF THE 2011 DRAFT.

HEIGHT: 6' 1" **WEIGHT:** 195 **BATS:** RIGHT **THROWS:** RIGHT **AGE:** 28

AS OF OPENING DAY 2018

MOTTER'S CAREER SUMMARY

Single-Game Career High...	R	H	2B	3B	HR	RBI	SB
	4	4 (4x)	3	1 (9x)	2 (4x)	5 (2x)	3 (2x)
	8/17/17	8/17/17	4/11/17	8/18/17	9/7/15	7/2/15	4/28/15

2017:

- Split first season in the Mariners organization between Seattle (92 G) and Tacoma (25 G)...combined to hit .240 (86x358) with 53 R, 18 2B, 1 3B, 14 HR, 44 RBI, and 18 SB.
- Broke camp with Seattle, and over two stints of time with the club hit .198 (51x258) with 29 R, 12 2B, 7 HR, 26 RBI, and 12 SB.
- Hit first career Major League grand slam on April 23 at Oakland (2x5, R, 2B, HR, 4 RBI)...followed up with another grand slam on June 2 against Tampa Bay (1x3, 2 R, HR, 4 RBI).
- Optioned to Tacoma on July 24 and played 25 games with the Rainiers, hitting .350 (35x100) with 24 R, 6 2B, 1 3B, 7 HR, 18 RBI, and 6 SB.
- While in Tacoma, hit safely in 19-of-25 games, including 11 multi-hit games and six multi-RBI performances.
- Across time with Seattle and Tacoma, played defensively at shortstop (58 G), second base (19 G), first base (17 G), left field (16 G), third base (8 G), and right field (5 G).

2016:

- Registered time with Tampa Bay (33 G) and Triple-A Durham (88 G)...combined to hit .221 (95x430) with 55 R, 20 2B, 15 HR, 55 RBI, and 19 SB.
- Opened the year with Durham, and over three stints with the Bulls hit .229 (80x350) with 44 R, 17 2B, 13 HR, 46 RBI, and a team-leading 19 SB.
- Named International League Player of the Week for July 25-31...played in five games and hit .412 (7x17) with 2 2B, 2 HR, 8 RBI, and 6 BB.
- Recalled by Tampa Bay on May 15 and made Major League debut the next day at Toronto...went 1-for-4 with 2 R, 1 BB...became first player since 1913 to play shortstop and outfield in ML debut.
- Over a pair of stints with the Rays, put together a .188 (15x80) batting average with 11 R, 3 2B, 2 HR, and 9 RBI.
- Made second career pitching appearance with Tampa Bay on July 1 against Detroit (0.1,1,0,0,0,0)...became sixth position player in Rays history to make a pitching appearance.

2015:

- Logged a full season with Triple-A Durham, hitting .292 (142x486) with 74 R, 43 2B, 1 3B, 14 HR, 72 RBI, and 26 SB...set career-high marks in games played, runs, hits, doubles, RBI, and SB.
- Named to International League Mid- and Post-Season All-Star teams...earned MiLB.com Organizational All-Star honors...recognized as a Baseball America Triple-A All-Star...selected as Most Valuable Player by the Rays Baseball Operations department.
- Finished the year ranked among International League leaders in doubles (first, 43), extra base hits (first, 58), slugging percentage (third, .471), total bases (third, 229), runs (fourth, 74), on-base percentage (fourth, .366), and batting average (eighth, .292).
- Selected as International League Player of the Week for June 29 - July 5...played in six games and hit .524 (11x21) with 5 R, 4 2B, 3 HR, and 10 RBI.
- Recorded a season-long 16-game hitting streak from June 3-20...hit .364 (24x66) with 10 R, 5 2B, 5 RBI, 7 BB, and 7 SB over the streak...fourth longest hitting streak in the International League.
- Hit .370 (50x135) against left-handed pitching, while hitting .262 (92x351) against righties.
- Posted a combined batting average of .354 (62x175) over 45 games from June to July.

2014:

- Played in 119 games over a full season with Double-A Montgomery, hitting .274 (124x452) with 60 R, 19 2B, 3 3B, 16 HR, 61 RBI, and 15 SB...set career-high marks in triples and home runs.
- Named to Southern League Mid- and Post-Season All-Star Team...started in right field and went 3-for-3 with 2 R, 1 HR, and 1 RBI on the way to being named the All-Star Game Top Star for the South.
- Tallied a club-record 24 outfield assists, which also led all minor league players...one shy of Southern League record set in 1967.

FRONT OFFICE

CHENEY STADIUM

COACHES/STAFF

2018 RAINIERS

2017 SEASON REVIEW

OPPONENTS

HISTORY & RECORDS

MEDIA & MISC.

MOTTER (CONTINUED)

2014 (continued):

- Finished the year ranked second on the Biscuits in hits (124) and home runs (16), while ranking third in runs (60), RBI (61), and stolen bases (15).
- Hit .319 (65x204) with 30 R, 13 2B, 2 3B, 4 HR, and 32 RBI prior to the all-star break...posted a .238 (59x248) batting average with 30 R, 6 2B, 1 3B, 12 HR, and 29 RBI after the break.

2013:

- Spent majority of the season with Advanced-A Charlotte (66 G), while also logging a brief rehab stint with rookie-level GCL Rays (4 G)...combined to hit .294 (65x221) with 27 R, 16 2B, 2 3B, 3 HR, 21 RBI, and 20 SB.
- Spent time on the disabled list from June 23 - Aug. 9...split rehab with GCL Rays over two stints, hitting .364 (4x11) with 1 R, 2 2B, and 2 BB.
- While with Charlotte hit .290 (61x210) with 26 R, 14 2B, 2 3B, 3 HR, 21 RBI, and 20 SB.
- Made first career pitching appearance for Charlotte on Aug. 15 at Jupiter (1.0,1.0,0,1,0).
- Registered a season-best 11-game hitting streak from May 9-21...hit .394 (13x33) with 6 R, 2 2B, 1 3B, 1 HR, and 7 RBI over that stretch.

2012:

- Tallied first full professional season with Single-A Bowling Green (99 G)...hit .244 (74x303) with 41 R, 17 2B, 2 3B, 5 HR, 37 RBI, and 24 SB.
- Recovered after hitting .206 (28x136) in the first half of the season with a .275 (46x167) batting average over the second half.
- Logged 16 multi-hit games, including five three-hit performances.
- Drove in a season-best 5 RBI on July 13 at Burlington (3x5, 2 R, 2B, HR, 5 RBI).

2011:

- Spit first professional season between rookie-level Princeton (46 G) and Single-A Bowling Green (3 G)...combined to hit .314 (53x169) with 38 R, 13 2B, 5 HR, 26 RBI, and 23 SB.
- Named to Appalachian League All-Star team.
- Led the Appalachian League in on-base percentage (.436) and finished second in steals (22).
- Made pro debut with Princeton on June 21 against Burlington...went 0-for-4.

Personal:

- Taylor Davis Motter.
- Graduated from Palm Beach Gardens (FL) High School...played varsity baseball and basketball.
- Played collegiately at Coastal Carolina University for three seasons from 2009-11...posted a career .303 (195x643) batting average with 136 R, 53 2B, 4 3B, 18 HR, 110 RBI, and 37 SB...won three straight Big South Conference titles with the Chanticleers...named to First-Team Big South Conference squad in 2010...earned Freshman All-American honors by Louisville Slugger/Collegiate Baseball in 2009.
- Broke an estimated 15 bones as a kid...passionate off-shore fisherman.

MOTTER'S CAREER PLAYING RECORD

Year	Team	LG	AVG	G	AB	R	H	2B	3B	HR	RBI	BB	SO	SB	CS	OBP	SLG	SF	SAC	HP
2011	Princeton	APP	.323	46	158	37	51	13	0	4	23	33	26	22	2	.436	.481	3	0	1
	Bowling Green	MID	.182	3	11	1	2	0	0	1	3	1	4	1	0	.250	.455	0	0	0
2012	Bowling Green	MID	.244	99	303	41	74	17	2	5	37	50	60	24	12	.357	.363	0	5	3
2013	GCL Rays	GCL	.364	4	11	1	4	2	0	0	0	2	1	0	0	.462	.545	0	0	0
	Charlotte	FSL	.290	66	210	26	61	14	2	3	21	22	29	20	8	.359	.419	1	5	1
2014	Montgomery	SOU	.274	119	452	60	124	19	3	16	61	34	71	15	7	.326	.436	9	6	5
2015	Durham	INT	.292	127	486	74	142	43	1	14	72	57	95	26	8	.366	.471	9	1	5
2016	TAMPA BAY	AL	.188	33	80	11	15	3	0	2	9	11	19	0	1	.290	.300	1	0	1
	Durham	INT	.229	88	350	44	80	17	0	13	46	33	65	19	4	.297	.389	2	0	2
2017	Tacoma	PCL	.350	25	100	24	35	6	1	7	18	14	12	6	3	.427	.640	2	0	1
	SEATTLE	AL	.198	92	258	29	51	12	0	7	26	21	62	12	1	.257	.326	1	0	0
Minor Lg Totals			.275	577	2081	308	573	131	9	63	281	246	363	133	44	.353	.438	26	17	18
Major Lg Totals			.195	125	338	40	66	15	0	9	35	32	81	12	2	.265	.320	2	0	1



DANNY MUNRO

INF

BORN: 02/09/1989 IN TORRANCE, CA
RESIDES: LAS VEGAS, NV

ACQUIRED: RE-SIGNED AS A MINOR LEAGUE FREE AGENT ON NOV. 5, 2017.

DRAFTED: SELECTED BY NEW YORK-NL IN THE EIGHTH ROUND OF THE 2011 DRAFT.

HEIGHT: 5' 11" **WEIGHT:** 200 **BATS:** SWITCH **THROWS:** RIGHT **AGE:** 29
AS OF OPENING DAY 2018

MUNRO'S CAREER SUMMARY

Single-Game Career High...	R	H	2B	3B	HR	RBI	SB
	3 (11x)	4 (5x)	2 (11x)	1 (12x)	2	7	2 (4x)
	8/12/17	5/24/17	8/28/17	8/18/17	7/4/13	7/4/13	7/30/17

2017:

- Spent the year with Tacoma (90 G), hitting .273 (80x293) with 47 R, 20 2B, 1 3B, 8 HR, 33 RBI, and 12 SB... also logged time in the independent Atlantic League with the Southern Maryland Blue Crabs (18 G), hitting .254 (15x59).
- Signed a minor league player contract with Seattle and assigned to Tacoma on May 11.
- Made first career pitching appearance in relief at Colorado Springs on July 25 (0.1,2,2,2,0).
- Hit .290 (69x238) against right-handed pitchers, while hitting just .200 (11x55) in limited time against southpaws.
- Logged a .392 (20x51) batting average with 10 R, 6 2B, 2 HR, and 7 RBI across 15 games in May.
- Swatted a season-high four hits on May 25 against Fresno (4x4, R).
- Posted best single-season batting average since second professional season in 2012 (.280/81x289).

2016:

- Split the season between Triple-A Las Vegas (47 G), Triple-A Charlotte (33 G), and Double-A Jacksonville (8 G)...combined to hit .223 (48x215) with 23 R, 11 2B, 2 3B, 1 HR, 24 RBI, and 1 SB.
- Opened the season with Las Vegas and over 47 games with the 51s hit .239 (21x88) with 12 R, 3 2B, 2 3B, and 10 RBI.
- Released by New York-NL on June 28...signed to a minor league contract by Chicago-AL and assigned to Charlotte on July 2.
- Logged time in 33 games with the Knights, hitting .211 (23x109) with 9 R, 8 2B, 1 HR, 14 RBI, and 1 SB.
- Posted a season-best three hits in the first game with Charlotte on July 2 at Lehigh Valley (3x5, R, 2 2B, 2 RBI).
- Released by Chicago-AL on August 17...signed by Miami on a minor league contract and assigned to Jacksonville on August 19.
- Spent the remainder of the year with the Suns, hitting .222 (4x18) with 2 R.
- Placed on the Jacksonville temporarily inactive list from August 25-26.

2015:

- Registered time with Triple-A Las Vegas (83 G) and New York-NL (17 G)...combined to hit .266 (80x301) with 46 R, 15 2B, 1 3B, 3 HR, 24 RBI, and 7 SB.
- Kicked off the season with Las Vegas, and over seven stints with the club hit .277 (76x274) with 44 R, 14 2B, 1 3 B, 3 HR, 24 RBI, and 6 SB.
- First selected by New York-NL on April 17 and made Major League debut that same day against Miami (1x1) as a pinch-hitter.
- Across five stints with New York-NL, hit .148 (4x27) with 2 R, 1 2B, and 1 SB.

2014:

- Spent a full season with Triple-A Las Vegas (117 G), hitting .259 (93x359) with 74 R, 13 2B, 1 3B, 14 HR, 62 RBI, and 9 SB...set a career-high mark in home runs.
- Reached base safely in 22 consecutive games from June 23 - July 25...hit .295 (18x61) with 20 walks while posting a .465 on-base percentage over that stretch...tied for 10th-longest on-base streak in the league.
- Hit a grand slam home run on August 21 against New Orleans (1x5, R, HR, 5 RBI).
- Notched 22 multi-hit contests and 16 multi-RBI performances...season-high four hits on April 20 against El Paso (4x4, R, HR, 4 RBI).

2013:

- Logged a full season with Double-A Binghamton (127 G)...hit .249 (112x449) with 86 R, 27 2B, 2 3B, 9 HR, 67 RBI, and 15 SB...set career-high marks in games played, at-bats, hits, doubles, RBI, and walks (92).
- Finished the year leading the Eastern League with 86 runs scored, and ranked third on the circuit with 92 walks.
- Named Eastern League Player of the Week for July 1-8...played in seven games and hit .370 (10x27) with 5 R, 1 2B, 3 HR, and 13 RBI.

FRONT OFFICE

CHENEY STADIUM

COACHES/STAFF

2018 RAINIERS

2017 SEASON REVIEW

OPPONENTS

HISTORY & RECORDS

MEDIA & MISC.

MUNO (CONTINUED)

2013 (continued):

- Reached base safely in 24 straight games between June 7 – July 7...hit .307 (27x88) with 22 walks and a .455 on-base percentage during the streak.
- Drove in a career-high seven RBI on July 4 at New Hampshire (2x4, 2 R, 2 HR, 7 RBI).
- Hit .329 (27x82) with 19 R, 3 2B, 3 HR, and 17 RBI across 23 games in July.

2012:

- Registered 81 games with Advanced-A St. Lucie...hit .280 (81x289) with 36 R, 16 2B, 2 3B, 6 HR, 39 RBI, and 19 SB...set a career-high mark in stolen bases.
- Swatted a season-high four hits on August 14 against Palm Beach (4x4, 2 R, 3B, HR, 2 RBI).
- Hit .308 (62x201) with 26 R and 27 RBI against right-handed pitchers...against southpaws, hit .216 (19x88) with 10 R and 12 RBI.

2011:

- Began professional career with short-season Brooklyn (59 G)...hit .355 (78x220) with 45 R, 23 2B, 3 3B, 2 HR, 24 RBI, and 9 SB...set career-high marks in batting average and triples.
- Finished the year leading the New York-Penn League in batting average (.355/78x220) and on-base percentage (.466)...also ranked among the circuits top players in doubles (tied-first, 23), slugging percentage (third, .514), runs scored (tied-third, 45), and walks (third, 43).
- Named a New York-Penn League Mid-Season All-Star.
- Made pro debut on June 17 at Staten Island (2x4, R, 2B, RBI).
- Hit first career pro home run on July 21 against Aberdeen (2x5, R, HR, RBI).
- Collected a 13-game hitting streak from August 21 – end of season...hit .452 (19x42) with 12 R, 6 2B, 1 3B, and 2 RBI over that stretch.
- Selected to MiLB.com Organizational All-Star team following the season.

Personal:

- Daniel Joseph Munro.
- Played for Fresno State University for four seasons from 2008-11...posted a career batting average of .345 (332x962) with 251 R, 69 2B, 6 3B, 16 HR, 156 RBI, and 47 SB...as a sophomore in 2009 ranked top ten among Division I players in walks (second, 64), walks per game (fourth, 1.03), and on-base percentage (ninth, .525)...named WAC Freshman of the Year in 2008 after hitting .330 (95x288) with 62 R, 18 XBH, 30 RBI, and 10 SB...led Fresno State to College World Series championship in 2008...selected to First-Team All-WAC squad as a sophomore in 2009.
- Originally selected by Chicago-NL in the 26th round of the 2010 draft but did not sign.
- Works with Maui Ola Foundation, which helps children with cystic fibrosis learn how to surf.

MUNO'S CAREER PLAYING RECORD

Year	Team	LG	AVG	G	AB	R	H	2B	3B	HR	RBI	BB	SO	SB	CS	OBP	SLG	SF	SAC	HP
2011	Brooklyn	NYP	.355	59	220	45	78	23	3	2	24	43	39	9	4	.466	.514	0	1	3
2012	St. Lucie	FSL	.280	81	289	36	81	16	2	6	39	50	53	19	3	.387	.412	4	6	3
2013	Binghamton	EAS	.249	127	449	86	112	27	2	9	67	92	97	15	11	.384	.379	5	6	9
2014	Las Vegas	PCL	.259	117	359	74	93	13	1	14	62	60	82	9	5	.372	.418	4	5	7
2015	NEW YORK	NL	.148	17	27	2	4	1	0	0	0	4	11	1	0	.258	.185	0	1	0
	Las Vegas	PCL	.277	83	274	44	76	14	1	3	24	35	50	6	7	.362	.369	1	2	2
2016	Las Vegas	PCL	.239	47	88	12	21	3	2	0	10	20	22	0	2	.391	.318	0	0	2
	Charlotte	INT	.211	33	109	9	23	8	0	1	14	14	28	1	1	.306	.312	0	1	1
	Jacksonville	SOU	.222	8	18	2	4	0	0	0	0	4	4	0	0	.364	.222	0	0	0
2017	Tacoma	PCL	.273	90	293	47	80	20	1	8	33	53	91	12	8	.387	.430	1	0	2
Minor Lg Totals			.271	645	2099	355	568	124	12	43	273	371	466	71	41	.385	.403	15	21	29
Major Lg Totals			.148	17	27	2	4	1	0	0	0	4	11	1	0	.258	.185	0	1	0



REY NAVARRO

INF

BORN: 12/22/1989 IN CAGUAS, PR
RESIDES: GURABO, PR

ACQUIRED: SIGNED AS A MINOR LEAGUE FREE AGENT ON DEC. 8, 2017.

DRAFTED: SELECTED BY ARIZONA IN THE THIRD ROUND OF THE 2007 DRAFT.

HEIGHT: 5' 10" **WEIGHT:** 185 **BATS:** SWITCH **THROWS:** RIGHT **AGE:** 28

AS OF OPENING DAY 2018

NAVARRO'S CAREER SUMMARY

Single-Game Career High...	R	H	2B	3B	HR	RBI	SB
	3 (9x)	4 (6x)	2 (17x)	1 (38x)	2 (2x)	4 (6x)	3
	7/6/17	4/15/11	8/24/17	8/28/17	6/16/13	8/24/17	7/24/08

2017:

- Logged a full season with Triple-A Salt Lake (126 G)...hit .278 (137x492) with 59 R, 27 2B, 1 3B, 7 HR, 82 RBI, and 7 SB...set career-high marks in at-bats, RBI, and walks (48)...tied career-high mark in hits.
- Notched 36 multi-hit performances, including 12 three-hit games.
- Hit .324 (36x111) against left-handed pitchers, while hitting .265 (101x381) against righties.
- Opened the year hitting .329 (28x85) with 13 R, 3 2B, 2 HR, and 17 RBI across 21 games in April.
- Selected to MLB.com Organizational All-Star team following the conclusion of the season.
- Played for Caguas in the Puerto Rican Winter League and named PWL Post-Season All-Star.

2016:

- Logged time with Triple-A Salt Lake (41 G), rookie-level Orem (3 G), and rookie-level AZL Angels (3 G)...combined to hit .247 (45x182) with 13 R, 10 2B, 2 3B, 1 HR, 14 RBI, and 2 SB.
- Began the season and spent majority of the year with Salt Lake, hitting .227 (37x163) with 12 R, 9 2B, 2 3B, 1 HR, and 13 RBI.
- Spent time on the Salt Lake 7-day disabled list from June 2 – September 3 with a right middle finger UCL strain.
- Saw rehab stints with AZL Angels (July 25-27) and Orem (August 31 – September 2)...hit .375 (3x8) over three games with AZL Angels, and .455 (5x11) in three contests with Orem.

2015:

- Spent most of the season with Triple-A Norfolk (89 G), while also logging four brief stints with Baltimore (10 G)...combined to hit .262 (102x389) with 54 R, 22 2B, 1 3B, 7 HR, 26 RBI, and 4 SB.
- Opened the year with Norfolk, hitting .261 (94x360) with 49 R, 20 2B, 1 3B, 6 HR, 23 RBI, and 4 SB across four stints with the Tides.
- Spent time on the Norfolk 7-day disabled list from April 9-21.
- Recalled by Baltimore on April 24 and made Major League debut that same day against Boston (1x3, R, 2B).
- While with Baltimore, hit .276 (8x29) with 5 R, 2 2B, 1 HR, and 3 RBI.
- Hit first career Major League home run on May 13 against Toronto (1x4, R, HR, RBI).

2014:

- Logged time with Double-A Pensacola (67 G) and Triple-A Louisville (65 G)...combined to hit .282 (137x485) with 64 R, 34 2B, 2 3B, 12 HR, 57 RBI, and 5 SB...set career-high marks in games played (132), runs, and doubles...tied career-high marks in hits and home runs.
- Kicked off the campaign with Pensacola, hitting .271 (69x255) with 40 R, 17 2B, 2 3B, 9 HR, 33 RBI, and 4 SB.
- Named to Southern League Mid-Season All-Star team...started at DH for the South All-Stars and went 2-for-5 with 1 RBI in the all-star game.
- Transferred to Louisville on June 18 and spent the remainder of the year with the Bats...hit .296 (68x230) with 24 R, 17 2B, 3 HR, 24 RBI, and 1 SB.

2013:

- Posted a complete season with Double-A Northwest Arkansas (119 G)...hit .283 (126x446) with 61 R, 2 12B, 4 3B, 12 HR, 58 RBI, and 6 SB...set a career high in batting average...tied a career-high in home runs.
- Finished the year ranked seventh in the Texas League with a .283 (126x446) batting average...also ranked third among the leagues qualified batters (min. 2.7 PA/league games) with an 8.91 PA/K ratio.
- Registered a 17-game hitting streak from July 4-23...hit .348 (24x69) with 11 R, 4 2B, 3 HR, and 11 RBI over that stretch...second-longest hitting streak in the Texas League.
- Selected to Texas League Mid-Season All-Star team...went 0-for2 as a defensive replacement at third base in the all-star game.

2012:

- Split the year between Double-A Northwest Arkansas (109 G) and Triple-A Omaha (17 G)...combined to hit .257 (118x460) with 58 R, 17 2B, 3 3B, 4 HR, 48 RBI, and 10 SB.

FRONT OFFICE

CHENEY STADIUM

COACHES/STAFF

2018 RAINIERS

2017 SEASON REVIEW

OPPONENTS

HISTORY & RECORDS

MEDIA & MISC.

NAVARRO (CONTINUED)

2012 (continued):

- Opened the campaign with Northwest Arkansas and over a majority of the season hit .250 (100x400) with 51 R, 14 2B, 3 3B, 3 HR, 39 RBI, and 9 SB.
- Transferred to Omaha in mid-August and completed the season with the Storm Chasers, hitting .300 (18x60) with 7 R, 3 2B, 1 HR, 9 RBI, and 1 SB.

2011:

- Played with Advanced-A Wilmington (72 G) and Double-A Northwest Arkansas (55 G)...combined to hit .280 (130x465) with 60 R, 25 2B, 7 3B, 9 HR, 59 RBI, and 11 SB...tied a career-high mark in triples.
- Began the year with Wilmington and hit .285 (79x277) with 34 R, 17 2B, 7 3B, 8 HR, 41 RBI, and 5 SB.
- Named to Carolina League Mid-Season All-Star squad.
- Transferred to Northwest Arkansas on June 30 and spent remainder of the year with the Naturals...hit .271 (51x188) with 26 R, 8 2B, 1 HR, 18 RBI, and 6 SB.
- Played for Caguas in the Puerto Rican Winter League and was named Finals MVP.

2010:

- Divided time between Advanced-A Visalia (19 G) and Advanced-A Wilmington (107 G)...combined to hit .237 (112x472) with 52 R, 14 2B, 6 3B, 6 HR, 45 RBI, and 7 SB.
- Began the year with Visalia and hit .241 (19x79) with 9 R, 2 2B, 1 3B, 1 HR, 7 RBI, and 2 SB in 19 games with the Rawhide.
- Traded from Kansas City to Arizona in exchange for Carlos Rosa (rhp) on May 2 and assigned to Wilmington.
- With the Blue Rocks, hit .237 (93x393) with 43 R, 12 2B, 5 3B, 5 HR, 38 RBI, and 5 SB over final 107 games of the season.

2009:

- Played a full season with Single-A South Bend (121 G), hitting .262 (118x451) with 57 R, 25 2B, 5 3B, 46 RBI, and 12 SB.
- Selected to Midwest League Mid-Season All-Star team...entered the all-star game as a pinch hitter and went 0-for-2.

2008:

- Hit .258 (75x291) with 42 R, 17 2B, 7 3B, 2 HR, 31 RBI, and 17 SB across 72 games with rookie-level Missoula in the Pioneer League...tied a career-high in triple and set a career-best mark in stolen bases.

2007:

- Began professional career with rookie-level Missoula (60 G)...hit .250 (53x212) with 21 R, 4 2B, 1 HR, 17 RBI, and 6 SB.
- Made pro debut on June 19 against Helena (4x4, R).
- Hit first career pro home run on August 3 against Billings (1x3, R, HR, RBI).

Personal:

- Reynaldo Navarro.
- Graduated from Puerto Rico Baseball Academy in Gurabo, PR.

NAVARRO'S CAREER PLAYING RECORD

Year	Team	LG	AVG	G	AB	R	H	2B	3B	HR	RBI	BB	SO	SB	CS	OBP	SLG	SF	SAC	HP
2007	Missoula	PIO	.250	60	212	21	53	4	0	1	17	6	41	6	3	.274	.283	3	2	2
2008	Missoula	PIO	.258	72	291	42	75	17	7	2	31	25	77	17	9	.323	.385	2	1	4
2009	South Bend	MID	.262	121	451	57	118	25	5	0	46	27	85	12	4	.308	.339	4	6	5
2010	Visalia	CAL	.241	19	79	9	19	2	1	1	7	8	18	2	2	.307	.329	1	1	0
	Wilmington	CAR	.237	107	393	43	93	12	5	5	38	11	44	5	5	.260	.331	5	9	3
2011	Wilmington	CAR	.285	72	277	34	79	17	7	8	41	18	39	5	4	.337	.484	1	1	4
	NW Ark.	TEX	.271	55	188	26	51	8	0	1	18	14	26	6	3	.332	.330	2	1	4
2012	NW Ark.	TEX	.250	109	400	51	100	14	3	3	39	30	41	9	4	.305	.323	6	9	4
	Omaha	PCL	.300	17	60	7	18	3	0	1	9	8	7	1	0	.391	.400	0	1	1
2013	NW Ark.	TEX	.283	119	446	61	126	21	4	12	58	19	54	6	6	.310	.428	7	7	2
2014	Pensacola	SOU	.271	67	255	40	69	17	2	9	33	27	32	4	7	.336	.459	4	5	0
	Louisville	INT	.296	65	230	24	68	17	0	3	24	19	26	1	1	.351	.409	1	0	1
2015	BALTIMORE	AL	.276	10	29	5	8	2	0	1	3	0	3	0	0	.276	.448	0	1	0
	Norfolk	INT	.261	89	360	49	94	20	1	6	23	27	48	4	4	.310	.372	3	4	0
2016	AZL Angels	AZL	.375	3	8	1	3	0	0	0	0	2	1	0	0	.375	.375	0	0	0
	Orem	PIO	.455	3	11	0	5	1	0	0	1	0	2	1	0	.455	.545	0	0	0
	Salt Lake	PCL	.227	41	163	12	37	9	2	1	13	5	28	0	0	.253	.325	1	5	1
2017	Salt Lake	PCL	.278	126	492	59	137	27	1	7	82	48	79	7	4	.342	.380	7	4	3
	Minor Lg Totals		.265	1145	4316	536	1145	214	38	60	480	292	649	87	56	.314	.374	47	56	34
	Major Lg Totals		.276	10	29	5	8	2	0	1	3	0	3	0	0	.276	.448	0	1	0



KIRK NIEUWENHUIS

OF

BORN: 08/07/1987 IN SANTA MARIA, CA
RESIDES: BOTHELL, WA

ACQUIRED: SIGNED AS A FREE AGENT ON NOV. 6, 2017.

DRAFTED: SELECTED BY NEW YORK-NL IN THE THIRD ROUND OF THE 2008 DRAFT.

HEIGHT: 6' 3"
WEIGHT: 222
BATS: LEFT
THROWS: RIGHT
AGE: 30

AS OF OPENING DAY 2018

NIEUWENHUIS' CAREER SUMMARY

Single-Game Career High...	R	H	2B	3B	HR	RBI	SB
	4 (3x)	5	3	1 (28x)	3	6 (2x)	3
	6/25/15	4/20/10	7/3/10	6/10/16	7/12/15	6/19/15	6/14/09

2017:

- Split the season between Triple-A Colorado Springs (84 G) and Milwaukee (16 G)...combined to hit .229 (70x231) with 35 R, 13 2B, 5 HR, 34 RBI, and 5 SB.
- Opened the campaign with Milwaukee and over two stints with the Brewers went on to hit .115 (3x16) with 3 R, 1 2B, 1 HR, and 1 RBI.
- Designated for assignment by Milwaukee on April 21...outrighted to Colorado Springs on April 23.
- Over two stints with the Sky Sox, hit .244 (50x205) with 32 R, 12 2B, 4 HR, 33 RBI, and 5 SB.
- Collected 12 multi-hit games with Colorado Springs, including five three-hit performances.
- Spent time on the Colorado Springs temporary inactive list from July 15-19.
- Selected by Milwaukee for a second stint with the club on July 29...designated for assignment again on July 31...outrighted back to Colorado Springs on August 3.

2016:

- Spent the entire season with Milwaukee (125 G), hitting .209 (70x335) with 38 R, 18 2B, 1 3B, 13 HR, 44 RBI, and 8 SB.
- Limited to one game from September 16 – end of season after suffering an abdominal strain in a game at Chicago-NL.
- Collected 15 multi-hit games with the Brewers, including a trio of three-hit performances.
- Drove in a season-high four RBI on July 23 against Chicago-NL (3x3, 2 R, 2 HR, 4 RBI).

2015:

- Spent time with Los Angeles-AL (10 G), Advanced-A St. Lucie (2 G), Triple-A Las Vegas (21 G), and New York-NL (64 G)...combined to hit .249 (60x241) with 44 R, 17 2B, 3 3B, 13 HR, 45 RBI, and 4 2B.
- Opened the year with New York-NL...over two stints with the Mets hit .208 (22x106) with 17 R, 9 2B, 4 HR, 13 RBI, and 2 SB.
- Designated for assignment by New York-NL on May 19...acquired by Los Angeles-AL for cash considerations on May 27.
- Over 10 games with the Angels, hit .136 (3x22) with 4 R, 2 2B, and 1 RBI.
- Designated for assignment by Los Angeles-AL on June 10...claimed off waivers by New York-NL on June 13 and outrighted to Las Vegas.
- Logged 27 games with the 51s, hitting .324 (34x105) with 21 R, 6 2B, 3 3B, 8 HR, 29 RBI, and 2 SB.
- Selected by New York-NL on July 6 and played in 37 more games with the Mets over the remainder of the season.
- Blasted three home runs on July 12 against Arizona...became first Mets player in club history to notch three home runs at home.
- Spent time on the Mets 15-day disabled list from August 2-31 with neck and left shoulder discomfort...made rehab assignment with Advanced-A St. Lucie August 13-15, hitting .125 (1x8) with 2 R, 1 HR, and 2 RBI.
- Appeared in four postseason games with New York-NL...logged one game in the NLCS vs. Chicago-NL and three games in the World Series against Kansas City...combined to go 0-for-4.

2014:

- Logged time with New York-NL (61 G) and Triple-A Las Vegas (57 G)...combined to hit .263 (85x323) with 50 R, 27 2B, 4 3B, 14 HR, 48 RBI, and 7 SB.
- Began the year with Las Vegas and over three stints with the club went on to hit .265 (56x211) with 34 R, 13 2B, 3 3B, 11 HR, 32 RBI, and 3 SB.
- Logged a season-best four hits twice with Las Vegas...April 3 against Fresno (4x4, 2 R, HR, RBI)...May 28 at El Paso (4x6, 3 R, 2B, 2 HR, 4 RBI).
- First recalled by New York-NL on April 15 and logged three stints with the Mets over the course of the year...combined to hit .259 (29x112) with 16 R, 14 2B, 1 3B, 3 HR, 16 RBI, and 4 SB.

2013:

- Registered time with Triple-A Las Vegas (74 G) and New York-NL (47 G)...combined to hit .233 (88x377) with 70 R, 18 2B, 3 3B, 17 HR, 51 RBI, and 8 SB.

2013 (continued):

- Part of Mets Opening Day roster...over two stints with New York-NL combined to hit .189 (18x95) with 10 R, 3 2B, 1 3B, 3 HR, 14 RBI, and 2 SB.
- Collected a walk-off home run over Chicago-NL on June 16...hit off Carlos Marmol.
- Over two stints with Las Vegas, collected time in 74 games and combined to hit .248 (70x282) with 60 R, 15 2B, 2 3B, 14 HR, 37 RBI, and 6 SB.

2012:

- Split the campaign between New York-NL (91 G) and Triple-A Buffalo (5 G)...combined to hit .249 (73x293) with 40 R, 13 2B, 1 3B, 7 HR, 29 RBI, and 5 SB.
- Opened the year with Buffalo and over two stints with the Bisons racked up just five games, hitting .182 (2x11) with 1 2B, 1 RBI, and 1 SB.
- Recalled by New York-NL on April 6 and made Major League debut the next day on April 7 against Atlanta (2x4)...first ML hit an infield single off Jair Jurrjens.
- Swatted first career Major League home run on April 9 against Washington (1x3, R, HR, 2 RBI).
- Over 91 games with the Mets, hit .252 (71x282) with 40 R, 12 2B, 1 3B, 7 HR, 28 RBI, and 4 SB.
- Suffered partial tear of plantar fascia in right foot in early August, ending season.

2011:

- Played the season with Triple-A Buffalo...limited to just 53 games due to injury...hit .298 (56x188) with 33 R, 17 2B, 2 3B, 6 HR, 14 RBI, and 5 SB...posted career-best single-season batting average.
- Suffered left shoulder strain on June 9...underwent surgery on July 11, ending season.

2010:

- Registered time with Double-A Binghamton (94 G) and Triple-A Buffalo (30 G)...combined to hit .274 (141x514) with 91 R, 43 2B, 3 3B, 18 HR, 77 RBI, and 13 SB...set career-high marks in doubles, home runs, and RBI...tied-career high mark in at-bats.
- Started the year with Binghamton, hitting .289 (114x394) with 81 R, 35 2B, 2 3B, 16 HR, 60 RBI, and 13 SB.
- Selected to Eastern League Mid-Season All-Star team...started in right field and went 0-for-2 for the East All-Stars in the all-star game.
- Named Eastern League Player of the Week for July 5-12...played in eight games and hit .459 (17x37) with 10 R, 7 2B, 2 HR, 6 RBI.
- Transferred to Buffalo on August 5 and spent the remainder of the year with the Bisons...hit .225 (27x120) with 10 R, 8 2B, 1 3B, 2 HR, and 17 RBI.
- Selected to MiLB.com Organizational All-Star team following the season.

2009:

- Notched time with Advanced-A St. Lucie (123 G) and Double-A Binghamton (8 G) in second professional season...combined to hit .282 (145x514) with 99 R, 38 2B, 6 3B, 17 HR, 73 RBI, and 17 SB...set career-high marks in games played (131), runs, hits, triples, stolen bases, and walks (57)...tied career-best mark in at-bats.
- Spent majority of the season with St. Lucie, hitting .274 (132x482) with 91 R, 35 2B, 5 3B, 16 HR, 71 RBI, and 16 SB.
- Finished the year leading the Florida State League in doubles (35), slugging percentage (.467), extra-base hits (56), runs scored (91), and total bases (225)...also ranked among the league leaders in home runs (tied-third, 16), at-bats (fourth, 482), and strikeouts (fifth, 118).
- Named to Florida State League Mid- and Post-Season All-Star teams...in the all-star game started in right field and went 0-for-2 for the South All-Stars.
- Honored as Florida State League Player of the Week in back-to-back weeks...August 17-24 and 24-31...combined to hit .426 (26x61) with 16 R, 10 2B, 1 3B, 5 HR, and 17 RBI over that stretch.
- Promoted to Binghamton on August 31 and played final eight games of the season for the Double-A Mets...hit .406 (13x32) with 8 R, 3 2B, 1 3B, 1 HR, 2 RBI, and 1 SB.

2008:

- Began professional career with short-season Brooklyn (74 G)...hit .277 (79x285) with 34 R, 15 2B, 5 3B, 3 HR, 29 RBI, and 7 SB.
- Made pro debut on June 17 against Staten Island (1x4, 2 R).
- Hit first career home run on July 18 against Oneonta (1x4, R, HR, 2 RBI).

Personal:

- Kirk Robert Nieuwenhuis (new-N-hice).
- Attended Azusa Pacific University...earned degree in business management during the 2012 offseason.
- Graduated from Denver Christian High School in Denver, CO.
- Resides in Bothell, WA with wife Bethany during the offseason.

NIEUWENHUIS' CAREER PLAYING RECORD

Year	Team	LG	AVG	G	AB	R	H	2B	3B	HR	RBI	BB	SO	SB	CS	OBP	SLG	SF	SAC	HP
2008	Brooklyn	NYP	.277	74	285	34	79	15	5	3	29	29	70	11	7	.348	.396	2	0	3
2009	St. Lucie	FSL	.274	123	482	91	132	35	5	16	71	53	118	16	4	.357	.467	1	1	10
	Binghamton	EAS	.406	8	32	8	13	3	1	1	2	4	9	1	1	.472	.656	0	0	0
2010	Binghamton	EAS	.289	94	394	81	114	35	2	16	60	30	93	13	7	.337	.510	5	3	1
	Buffalo	INT	.225	30	120	10	27	8	1	2	17	11	39	0	0	.295	.358	0	1	1
2011	Buffalo	INT	.298	53	188	33	56	17	2	6	14	32	59	5	2	.403	.505	0	0	1
2012	NEW YORK	NL	.252	91	282	40	71	12	1	7	28	25	98	4	4	.315	.376	2	3	2
	Buffalo	INT	.182	5	11	0	2	1	0	0	1	2	4	1	0	.308	.273	0	0	0
2013	NEW YORK	NL	.189	47	95	10	18	3	1	3	14	12	32	2	0	.278	.337	1	0	0
	Las Vegas	PCL	.248	74	282	60	70	15	2	14	37	40	78	6	2	.345	.465	1	5	2
2014	Las Vegas	PCL	.265	57	211	34	56	13	3	11	32	15	56	3	3	.319	.512	1	0	2
	NEW YORK	NL	.259	61	112	16	29	14	1	3	16	16	39	4	0	.346	.482	2	0	0
2015	LOS ANGEL.	AL	.136	10	22	4	3	2	0	0	1	2	9	0	1	.208	.227	0	0	0
	St. Lucie	FSL	.125	2	8	2	1	0	0	1	2	2	2	0	0	.300	.500	0	0	0
	Las Vegas	PCL	.324	27	105	21	34	6	3	8	29	10	21	2	0	.381	.667	2	1	1
	NEW YORK	NL	.208	64	106	17	22	9	0	4	13	8	40	2	1	.282	.406	0	0	3
2016	MILWAUKEE	NL	.209	125	335	38	70	18	1	13	44	56	133	8	9	.324	.385	0	0	1
2017	MILWAUKEE	NL	.115	16	26	3	3	1	0	1	1	4	15	0	0	.258	.269	0	0	1
	Col. Springs	PCL	.244	84	205	32	50	12	0	4	33	38	67	5	0	.362	.361	2	1	1
Minor Lg Totals			.273	631	2323	406	634	160	24	82	327	266	616	63	26	.351	.468	14	12	22
Major Lg Totals			.221	414	978	128	216	59	4	31	117	123	366	20	15	.311	.384	5	3	7

FRONT OFFICE

CHENEY STADIUM

COACHES/STAFF

2018 RAINIERS

2017 SEASON REVIEW

OPPONENTS

HISTORY & RECORDS

MEDIA & MISC.

JOSEPH ODOM



BORN: 01/09/1992 IN BIRMINGHAM, AL
RESIDES: HOOVER, AL

C

ACQUIRED: SELECTED BY SEATTLE FROM ATLANTA IN THE TRIPLE-A PHASE OF THE 2017 RULE 5 DRAFT.

DRAFTED: SELECTED BY ATLANTA IN THE 13TH ROUND OF THE 2013 DRAFT.

HEIGHT: 6' 2" **WEIGHT:** 215 **BATS:** RIGHT **THROWS:** RIGHT **AGE:** 26

AS OF OPENING DAY 2018

ODOM'S CAREER SUMMARY

Single-Game Career High...	R	H	2B	3B	HR	RBI	SB
	2 (15x)	4	2	1 (3x)	2 (3x)	5 (2x)	1 (2x)
	7/23/16	8/6/14	7/3/17	6/18/16	6/6/16	6/6/16	6/10/14

2017:

- Limited to just 28 games split between Double-A Mississippi (25 G) and Triple-A Gwinnett (3 G)...combined to hit .266 (17x64) with 5 R, 3 2B, 1 HR, and 8 RBI.
- Began the season on the Mississippi 7-day disabled list...activated on June 26.
- Over 25 totals games with the Double-A Braves, hit .298 (17x57) with 5 R, 3 2B, 1 HR, and 8 RBI.
- Placed back on 7-day disabled list on July 4...activated and transferred to Gwinnett on July 20.
- Played in three games for the Triple-A Braves, hitting .000 (0x7).
- Transferred back to Mississippi on July 26 and spent the remainder of the year with the Double-A Braves.
- Combined to throw out 14.3% (6 SB, 1 CS) of attempted base stealers.

2016:

- Registered time with Advanced-A Carolina (52 G) and Double-A Mississippi (39 G)...combined to hit .278 (91x327) with 40 R, 19 2B, 2 3B, 9 HR, and 38 RBI...set career-best marks in batting average, games played (91), at-bats, runs, hits, doubles, triples, and home runs.
- Opened the year with Carolina and hit .292 (56x192) with 30 R, 12 2B, 2 3B, 8 HR, and 29 RBI across 52 games with the Mudcats.
- Drove in a season-high five RBI on June 6 at Frederick (3x5, 2 R, 2B, 2 HR, 5 RBI).
- Transferred to Mississippi on June 23 and spent the remainder of the year with the Double-A Braves...hit .259 (35x135) with 10 R, 7 2B, 1 HR, and 9 RBI.
- Spent time on the Mississippi 7-day disabled list from August 30 – September 12.
- Combined over the course of the year to throw out 21.4% (81 SB, 22 CS) of attempted base stealers.

2015:

- Spent the year with Advanced-A Carolina (65 G), hitting .222 (48x216) with 29 R, 16 2B, 1 3B, 7 HR, and 40 RBI...set a career-high mark in RBI.
- Notched nine multi-hit games, including a pair of three-hit performances.
- Drove in a season-best five RBI on July 21 against Wilmington (2x4, 2 R, 2 HR, 5 RBI)...collected nine multi-RBI performances during the year.
- Hit .304 (17x56) against left-handed pitchers, while hitting just .194 (31x160) against righties.
- Appeared in eight games with Peoria in the Arizona Fall League.
- Gunned down 21.6% (40 SB, 11 CS) of attempted base stealers.

2014:

- Logged 61 games over a full season with Advanced-A Lynchburg...hit .205 (38x185) with 18 R, 7 2B, 6 HR, 20 RBI, and 1 SB...collected a career-best 29 walks.
- Swatted a season-best four hits on August 6 at Salem (4x6, 2 R, 2B, HR, RBI)...posted eight total multi-hit games during the year.
- Drove in multiple RBNI four times, including a season-best four RBI game on June 23 against Winston-Salem (3x4, 2 R, 2 HR, 4 RBI).
- Threw out 25.0% (60 SB, 20 CS) of attempted base stealers.

2013:

- Began professional career with rookie-level GCL Braves (16 G) and rookie-level Danville (14 G)...combined for hit .216 (16x74) with 9 R, 3 2B, 6 RBI, and 1 SB.
- Began the year with GCL Braves and hit .250 (8x32) with 6 R, 2 2B, 3 RBI, and 1 SB.
- Made pro debut on June 22 at GCL Astros (0x3).
- Collected first pro hit in fourth game on June 29 against GCL Blue Jays (1x2, R, RBI).
- Transferred to Danville on July 27 and spent remaining 14 games with the rookie-level Braves...hit .190 (8x42) with 3 R, 1 2B, and 3 RBI.
- Combined to throw out 9.1% (20 SB, 2 CS) of attempted base stealers.

ODOM (CONTINUED)

Personal:

- Joseph Caleb Odom.
- Played three seasons with Division III Huntingdon College from 2011-13...posted a career batting average of .343 (160x467) with 110 R, 25 2B, 4 3B, 28 HR, 145 RBI, and 14 SB...as a senior in 2013, led the nation's Division III players with 14 home runs, while also ranking fourth in RBI (60).
- Graduated from Vestavia Hills (AL) High School.

ODOM'S CAREER PLAYING RECORD

Year	Team	LG	AVG	G	AB	R	H	2B	3B	HR	RBI	BB	SO	SB	CS	OBP	SLG	SF	SAC	HP	
2013	GCL Braves	GCL	.250	16	32	6	8	2	0	0	3	7	9	1	0	.400	.313	0	0	1	
	Danville	APP	.190	14	42	3	8	1	0	0	3	3	14	0	0	.234	.214	2	0	0	
2014	Lynchburg	CAR	.205	61	185	18	38	7	0	6	20	29	48	1	3	.313	.341	2	3	1	
2015	Carolina	CAR	.222	65	216	29	48	16	1	7	40	20	53	0	0	.285	.403	5	1	1	
2016	Carolina	CAR	.292	52	192	30	56	12	2	8	29	15	40	0	0	.349	.500	2	1	3	
	Mississippi	SOU	.259	39	135	10	35	7	0	1	9	7	27	0	0	.294	.333	1	0	0	
2017	Gwinnett	INT	.000	3	7	0	0	0	0	0	0	3	1	0	0	.300	.000	0	0	0	
	Mississippi	SOU	.298	25	57	5	17	3	0	1	8	3	16	0	0	.333	.404	0	2	0	
Minor Lg Totals				.242	275	866	101	210	48	3	23	112	87	208	2	3	.312	.385	12	7	6

FRONT
OFFICE

CHENEY
STADIUM

COACHES/STAFF

2018
RAINIERS

2017 SEASON
REVIEW

OPPONENTS

HISTORY &
RECORDS

MEDIA &
MISC.



CAMERON PERKINS

OF

BORN: 09/27/1990 IN NEDERLAND, TX
RESIDES: INDIANAPOLIS, IN

ACQUIRED: CLAIMED OFF WAIVERS FROM PHILADELPHIA ON DEC. 11, 2017.

DRAFTED: SELECTED BY PHILADELPHIA IN THE SIXTH ROUND OF THE 2012 DRAFT.

HEIGHT: 6' 5" **WEIGHT:** 205 **BATS:** RIGHT **THROWS:** RIGHT **AGE:** 27

AS OF OPENING DAY 2018

PERKINS' CAREER SUMMARY

Single-Game Career High...	R	H	2B	3B	HR	RBI	SB
	3 (4x)	4 (2x)	2 (14x)	1 (16x)	1 (40x)	4 (4x)	1 (38x)
	4/15/16	4/16/13	6/13/17	4/20/17	9/14/17	5/29/16	8/26/17

2017:

- Registered time with Triple-A Lehigh Valley (76 G) and Philadelphia (42 G)...combined to hit .261 (90x345) with 46 R, 23 2B, 1 3B, 8 HR, 35 RBI, and 3 SB...set a career-high mark in walks (35).
- Opened the year with Lehigh Valley, and over four stints with the Iron Pigs combined to hit .288 (74x257) with 37 R, 18 2B, 1 3B, 7 HR, 27 RBI, and 3 SB.
- First selected by Philadelphia on June 20 and made Major League Debut that same day against St. Louis as a pinch hitter (0x1).
- Collected first Major League hit in second game on June 21 against St. Louis (2x6, RBI)...single off Michael Wacha.
- Blasted first career Major League home run on September 14 against Miami (1x1, R, HR, RBI)...hit off Justin Nicolino.
- Over three stints with Philadelphia during the season, hit .182 (16x88) with 9 R, 5 2B, 1 HR, and 8 RBI.

2016:

- Logged a full season with Triple-A Lehigh Valley (117 G)...hit .292 (119x408) with 47 R, 20 2B, 4 3B, 8 HR, 47 RBI, and 11 SB...set a career-high mark in stolen bases.
- Selected to International League Mid-Season All-Star team...started in right field and went 0-for-3 with 1 RBI for the IL All-Stars in the Triple-A All-Star Game.
- Hit .316 (54x171) with 22 R and 29 RBI against left-handed pitching...hit .274 (65x237) with 25 R and 18 RBI while facing righties.
- Opened the year hitting .396 (19x48) with 8 R, 3 2B, 2 3B, 1 HR, and 6 RBI across 16 games in April.
- Swatted a grand slam home run on May 29 against Louisville (2x4, R, HR, 4 RBI).
- Collected 34 multi-hit games, including eight three-hit performances...drove in multiple RBI in eight games.
- Split time in the outfield between center field (66 G), left field (21 G), and right field (18 G)...also logged seven games at DH and three games at first base.

2015:

- Played in 100 games with Double-A Reading, hitting .252 (95x377) with 51 R, 25 2B, 1 3B, 11 HR, 51 RBI, and 7 SB...set a career-high mark in home runs.
- Selected to Eastern League Mid-Season All-Star team after hitting .257 (65x253) with 33 R and 38 RBI in the first half...did not play in the all-star game.
- Named Eastern League Player of the Week for June 1-8...played in seven games and hit .367 (11x30) with 9 R, 6 2B, 3 HR, and 6 RBI during the week.
- Hit .309 (21x68) with 9 R, 9 XBH, and 12 RBI across 19 games in July.
- Spent time on the 7-day disabled list twice from June 25 - July 3 and August 23 - September 3 with back strains.
- Collected 25 multi-hit games, including a trio of three-hit performances.
- Drove in a season-high four RBI on May 26 at New Hampshire (3x5, 2 R, 2B, HR, 4 RBI).

2014:

- Divided the season between Double-A Reading (52 G) and Triple-A Lehigh Valley (74 G)...combined to hit .271 (122x451) with 42 R, 28 2B, 4 3B, 5 HR, 51 RBI, and 8 SB...set career-high marks in games played (126), at-bats, and hits.
- Began the season with Reading and hit .342 (67x196) with 25 R, 19 2B, 1 3B, 3 HR, 34 RBI, and 5 SB across 52 games with the Fightin' Phils.
- Reached base safely in 15 straight games from April 23 - May 9...hit .311 (19x61) with 8 R, 3 XBH, 6 RBI, and 4 BB over that stretch.
- Transferred to Lehigh Valley on June 3 and spent the remainder of the year with the Iron Pigs...hit .216 (55x255) with 17 R, 9 2B, 3 3B, 2 HR, 17 RBI, and 3 SB.

FRONT OFFICE

CHENEY STADIUM

COACHES/STAFF

2018 RAINIERS

2017 SEASON REVIEW

OPPONENTS

HISTORY & RECORDS

MEDIA & MISC.

PERKINS (CONTINUED)

2013:

- Spent majority of the season with Advanced-A Clearwater (103 G), while also logging a brief rehab stint with rookie-level GCL Phillies (2 G)...combined to hit .299 (118x394) with 55 R, 31 2B, 5 3B, 7 HR, 54 RBI, and 4 SB...set career-high marks in runs, doubles, triples, and RBI.
- Finished the year ranked third in the Florida State League with a .295 (114x387) batting average.
- Selected to Florida State League Mid-Season All-Star team...did not participate in the all-star game.
- Placed on the Clearwater 7-day disabled list on June 1 with a fractured left wrist...made two-game rehab stint with GCL Phillies, hitting .571 (4x7)...activated from DL on July 5.

2012:

- Began professional career with rookie-level GCL Phillies (5 G) and short-season Williamsport (67 G)...combined to hit .294 (85x289) with 31 R, 23 2B, 1 3B, 1 HR, 41 RBI, and 5 SB.
- Started the season with GCL Phillies and hit .158 (3x19) with 3 RBI.
- Made pro debut on June 18 against GCL Tigers (1x3).
- Transferred to Williamsport on June 23 and spent rest of rookie campaign with the Crosscutters...hit .304 (82x270) with 31 R, 23 2B, 1 3B, 1 HR, 38 RBI, and 5 SB.
- Finished the year ranked among the New York-Penn League leaders in doubles (second, 23), hits (tied-third, 82) and batting average (ninth, .304/82x270).
- Hit first career home run on August 9 at Jamestown (1x4, R, HR, RBI).

Personal:

- Cameron Edward Perkins.
- Played three seasons at Purdue University from 2010-12...collected a career batting average of .347 (241x694) with 144 R, 47 2B, 6 3B, 25 HR, 148 RBI, and 31 SB...honored with unanimous First-Team All-Big Ten selection as a junior in 2012 after hitting .355 (86x242) with 53 R, 24 XBH, and 61 RBI.
- Graduated from Southport High School in Indianapolis, IN in 2009.

PERKINS' CAREER PLAYING RECORD

Year	Team	LG	AVG	G	AB	R	H	2B	3B	HR	RBI	BB	SO	SB	CS	OBP	SLG	SF	SAC	HP	
2012	GCL Phillies	GCL	.158	5	19	0	3	0	0	0	3	0	2	0	0	.150	.158	1	0	0	
	Williamsport	NYP	.304	67	270	31	82	23	1	1	38	14	41	5	2	.352	.407	2	0	7	
2013	GCL Phillies	GCL	.571	2	7	1	4	1	0	1	1	1	0	0	0	.625	1.143	0	0	0	
	Clearwater	FSL	.295	103	387	54	114	30	5	6	53	25	57	4	5	.346	.444	3	2	7	
2014	Reading	EAS	.342	52	196	25	67	19	1	3	34	20	30	5	3	.408	.495	0	4	2	
	Lehigh Valley	INT	.216	74	255	17	55	9	3	2	17	13	49	3	3	.259	.298	0	2	2	
2015	Reading	EAS	.252	100	377	51	95	25	1	11	51	25	53	7	1	.307	.411	5	4	7	
2016	Lehigh Valley	INT	.292	117	408	47	119	20	4	8	47	21	59	11	4	.329	.419	1	1	2	
2017	Lehigh Valley	INT	.288	76	257	37	74	18	1	7	27	30	47	3	2	.374	.447	1	1	6	
	PHILADEL.	NL	.182	42	88	9	16	5	0	1	8	5	23	0	0	.237	.273	2	0	2	
Minor Lg Totals				.282	596	2176	263	613	145	16	39	271	149	338	38	20	.335	.417	13	14	33
Major Lg Totals				.182	42	88	9	16	5	0	1	8	5	23	0	0	.237	.273	2	0	2



DARIO PIZZANO

OF

BORN: 04/25/1991 IN BOSTON, MA
RESIDES: SAUGUS, MA

ACQUIRED: SELECTED BY SEATTLE IN THE 15TH ROUND OF THE 2012 DRAFT.

HEIGHT: 5' 11" **WEIGHT:** 200 **BATS:** LEFT **THROWS:** RIGHT **AGE:** 26

AS OF OPENING DAY 2018

PIZZANO'S CAREER SUMMARY

Single-Game Career High...	R	H	2B	3B	HR	RBI	SB
	3 (5x)	4 (3x)	2 (13x)	2 (2x)	2	6	1 (17x)
	6/14/15	6/13/17	5/31/17	7/12/14	4/6/13	5/27/15	7/26/17

2017:

- Split the season between Tacoma (44 G) and Double-A Arkansas (72 G)...combined to hit .272 (112x412) with 56 R, 20 2B, 2 3B, 13 HR, 57 RBI, and 3 SB...set a career-high mark in home runs.
- Opened the year with Tacoma, and over two stints with the Rainiers hit .229 (32x140) with 16 R, 8 2B, 1 3B, 5 HR, 16 RBI, and 1 SB.
- Hit an inside-the-park home run in game two of a doubleheader against Round Rock on May 13 (1x3, R, HR, 2 RBI).
- First transferred to Arkansas on May 25 and logged two stints with the Travelers, hitting .294 (80x272) with 40 R, 12 2B, 1 3B, 8 HR, 41 RBI, and 2 SB.
- Notched an eight-game hit streak from June 7-14 while with Arkansas...hit .484 (15x31) with 10 R, 2 2B, 3 HR, and 9 RBI over the course of the streak.

2016:

- Logged the majority of the season with Tacoma (77 G), but also notched time with Double-A Jackson (22 G)...combined to hit .269 (86x320) with 29 R, 14 2B, 6 3B, 2 HR, and 37 RBI.
- Earned first career invitation to Major League Spring Training with Seattle...hit .235 (4x17) with 4 R, 1 2B, 1 HR, and 3 RBI over time in 14 games.
- Opened the season with Tacoma, hitting .259 (64x247) with 23 R, 12 2B, 4 3B, 2 HR, and 29 RBI over time in 77 games.
- Registered a season-best 10-game hitting streak from April 29 – May 19...hit .394 (13x33) with 4 R, 2 2B, 1 3B, and 4 RBI over the streak.
- Transferred to Jackson on Aug. 9 and spent the final 22 games of the season with the Generals...hit .164 (12x73) with 6 R, 2 2B, 2 3B, and 8 RBI.
- Split time defensively between left field (53 G) and right field (5 G)...also made 35 appearances at designated hitter...did not commit a fielding error all season.

2015:

- Spent the year with Double-A Jackson, hitting .308 (68x221) with 26 R, 13 2B, 4 3B, 4 HR, 33 RBI, and 2 SB in 58 games.
- Notched a career-high and a Jackson club record 25-game hitting streak from Apr. 6 – May 17...hit .396 (40x101) with 11 R, 5 2B, 3 3B, 1 HR, and 14 RBI during the streak... was longest hitting streak by a Mariners farmhand in 2015.
- Logged a career-high 6 RBI on May 27 against Montgomery...went 3-for-4 with 2 R, 2B, 3B.
- Named to Southern League All-Star team, but did not play due to injury.
- Placed on disabled list on June 25 for remainder of the season with sprained right hand.
- Hit .326 (30x92) at home, while hitting .295 (38x129) on the road.

2014:

- Split the season between Advanced-A High Desert (35 G) and Double-A Jackson (81 G)...combined to hit .244 (100x410) with 65 R, 30 2B, 7 3B, 11 HR, and 76 RBI...set career high marks in triples, home runs, and RBI.
- Opened the year with the Mavericks, hitting .275 (38x138) with 33 R, 16 2B, 2 3B, 3 HR, and 21 RBI.
- Promoted to Jackson on May 15 and spent the remainder of the year with the Generals, hitting .228 (62x272) with 32 R, 14 2B, 5 3B, 8 HR, and 55 RBI.
- Finished the year ranked second on the Generals in walks (45), third in RBI, and fourth in home runs and triples.
- Posted a season-high nine-game hitting streak from July 5-17...hit .452 (14x31) with 8 R, 2 2B, 4 3B, 2 HR, and 21 RBI during the streak.
- Hit .254 (33x130) at home with the Generals, and .204 (29x142) on the road.

PIZZANO (CONTINUED)

2013:

- Logged entire season with Single-A Clinton (126 G), hitting .311 (144x463) with 75 R, 40 2B, 5 3B, 8 HR, 70 RBI, and 8 SB...set career high marks in runs, hits, and doubles.
- Ranked among the top five in the Midwest League in batting average (fourth, .311), doubles (second, 40), on-base percentage (fifth, .392), extra base hits (fifth, 53), total bases (fifth, 218), and lowest PA/strikeout ratio (fourth, 11.06).
- Led all Mariners farmhands and ranked sixth in MiLB with 40 doubles...third most in a single season in Jackson franchise history.
- Named to Midwest League Mid-Season All-Star team...hit .300 (67x223) with 38 RBI in the first half.
- Reached base safely via hit or walk in 127 of 143 games, including a stretch of 35 consecutive games from July 18 – Aug. 26...third longest on-base streak in the Midwest League.
- Posted a 19-game hitting streak from Aug. 7-26...hit .373 (28x75) with 14 R, 12 2B, 1 3B, 1 HR, and 11 RBI during that stretch.
- Led Jackson in batting average, runs, hits, doubles, RBI, total bases, and walks...ranked tied for first in triples, second in home runs.

2012:

- Began professional career with rookie-level Pulaski Mariners (53 G), and also logged time with short-season Everett (3 G)...combined to hit .354 (74x209) with 35 R, 18 2B, 1 3B, 4 HR, 29 RBI, and 3 SB.
- Won the Appalachian League batting title, hitting .356 (67x188)...also led the league in on-base percentage (.442).
- Made professional debut with Pulaski on June 23 at Princeton...went 2-for-3 with 1 R and 1 BB.
- Logged a 15-game hitting streak from Aug. 1-15...hit .450 (27x60) with 13 R, 9 2B, and 9 RBI during the streak.
- Led Pulaski in batting average (min. 250 AB), hits (67), and doubles (15).
- Named Appalachian League Post-Season All-Star...named MiLB.com Organizational All-Star.

Personal:

- Dario Pizzano.
- Graduated from Malden Catholic (Malden, MA) High School in 2009...Catholic Conference Player of the Year...first-team Massachusetts all-star...two-time all-conference.
- Played three seasons at Columbia University from 2010-12...named to All-Ivy League first team all three seasons...named Ivy League Player of the Year in 2012 after hitting .360 (54x150) with 16 2B, 4 HR, and 36 RBI...career .364 (165x453) hitter with Columbia...shares Columbia career HR record with former Twins INF/OF Gene Larkin (25).
- Advanced to the 2003 Little League World Series while playing for Saugus, MA...scored winning run in semi-final game against Richmond, TX.

PIZZANO'S CAREER PLAYING RECORD

Year	Team	LG	AVG	G	AB	R	H	2B	3B	HR	RBI	BB	SO	SB	CS	OBP	SLG	SF	SAC	HP	
2012	Pulaski	APP	.356	53	188	34	67	15	1	4	28	26	35	3	0	.442	.511	4	1	6	
	Everett	NOR	.333	6	21	1	7	3	0	0	1	4	2	0	0	.440	.476	0	0	0	
2013	Clinton	MID	.311	126	463	75	144	40	5	8	70	61	48	8	4	.392	.471	4	0	3	
2014	High Desert	CAL	.275	35	138	33	38	16	2	3	21	23	16	0	0	.377	.486	1	0	0	
	Jackson	SOU	.228	81	272	32	62	14	5	8	55	45	38	1	1	.341	.404	6	0	5	
2015	Jackson	SOU	.308	58	221	26	68	13	4	4	33	19	20	2	0	.366	.457	1	0	2	
2016	Tacoma	PCL	.259	77	247	23	64	12	4	2	29	16	42	0	0	.302	.364	4	0	1	
	Jackson	SOU	.164	22	73	6	12	2	2	0	8	11	9	0	0	.279	.247	1	0	1	
2017	Tacoma	PCL	.229	44	140	16	32	8	1	5	16	11	19	1	0	.297	.407	1	0	3	
	Arkansas	TEX	.294	72	272	40	80	12	1	8	41	28	27	2	1	.374	.434	2	0	8	
Minor Lg Totals				.282	574	2035	286	574	135	25	42	302	244	256	17	6	.363	.435	24	1	29

FRONT OFFICE

CHENEY STADIUM

COACHES/STAFF

2018 RAINIERS

2017 SEASON REVIEW

OPPONENTS

HISTORY & RECORDS

MEDIA & MISC.

MAX POVSE

RHP

BORN: 08/23/1993 IN RALEIGH, NC
RESIDES: CARY, NC

ACQUIRED: IN A 5-PLAYER TRADE WITH ATLANTA ON NOV. 28, 2016.

DRAFTED: SELECTED BY ATLANTA IN THE THIRD ROUND OF THE 2014 DRAFT.

HEIGHT: 6' 8" WEIGHT: 220 BATS: RIGHT THROWS: RIGHT AGE: 24

AS OF OPENING DAY 2018

Baseball America
prospect rankings:ORGL TOP 100
#6 NR

POVSE'S CAREER SUMMARY

Single-Game Career High...	IP	H	R	ER	HR	K	BB
	8.0	11 (2x)	8	7	2	11	4 (2x)
	8/20/16	9/2/17	6/7/16	4/30/17	6/27/16	7/2/16	5/3/16

2017:

- Logged time with Double-A Arkansas (9 G, 8 GS), Tacoma (13 G, 5 GS), and Seattle (3 G) during the season, combining to go 4-6 with a 5.33 ERA (44ERx74.1IP).
- Began the year with Arkansas, and pitched in nine games (eight starts) with the club, going 3-2 with a 3.46 ERA (15ERx39.0IP).
- Did not allow a run and surrendered just five hits over first two starts of the season (spanning 12.2 innings)...walked four and struck out 11.
- While with Arkansas, went 1-1 with a 1.93 ERA (3ERx14.0IP) while at home...posted a 2-1 record with a 4.32 ERA (12ERx25.0IP) on the road.
- Selected by Seattle on June 18, and made Major League debut four days later (June 22) in relief against Detroit (0.2,4,3,3,0,1,HR).
- Over three brief stints of time with the Mariners, posted a 7.36 ERA (3ERx3.2IP).
- Transferred to Tacoma on July 2 and combined to go 1-4 with a 7.39 ERA (26ERx31.2IP) over two periods of play with the Rainiers.
- As a reliever with Tacoma, went 1-1 with a 9.22 ERA (14ERx13.2IP)...as a starter went 0-3 with a 6.00 ERA (12ERx18.0IP).

2016:

- Pitched for Advanced-A Carolina (15 GS) and Double-A Mississippi (11 GS)...combined to go 9-6 with a 3.36 ERA (59ERx158.0IP) and 139 strikeouts.
- Opened the season with Carolina, going 5-5 with a 3.71 ERA (36ERx87.1IP) and 91 strikeouts over 15 starts with the Mudcats.
- Earned Carolina League Mid-Season All-Star honors...posted a 5-4 record with a 3.51 ERA (29ERx74.1IP) in the first half...pitched one inning for in the all-star game (1.0,1,1,1,0,0).
- Named Carolina League Pitcher of the Week for opening week, April 7-17...went 1-0 over two starts without allowing a run, spanning 13.0 innings...opposing batters hit .098 (4x41) and struck out 14 times.
- Promoted to Mississippi on July 9 and spent the remainder of the season with the Braves...went 4-1 with a 2.93 ERA (23ERx70.2IP).
- Finished the year ranked second in the Southern League in innings pitched, and eighth in WHIP (1.03).
- Worked a combined 16 quality starts between Carolina and Mississippi (6.0+ IP, three or fewer ER allowed).
- Combined to limits opponents to a .250 (150x599) batting average...right-handed batters hit .235 (77x327), while lefties hit .268 (73x272).

2015:

- Registered time with Single-A Rome (12 GS) and Advanced-A Carolina (5 GS)...combined to go 5-5 with a 4.15 ERA (36ERx78.0IP).
- Started the season with Rome, recording a 4-2 record with a 2.56 ERA (17ERx59.2IP) over 12 starts.
- Spent time on the 7-day disabled list from April 23 - May 8 with right shoulder tendinitis.
- Promoted to Carolina on June 25 and went 1-3 with a 9.33 ERA (19ERx18.1IP) over five starts with the Mudcats.
- Placed on disabled list from July 21 through the end of the season with a right shoulder strain.
- Finished the year ranked among the Top-12 Atlanta farmhands in opponent average (tied-fifth) and WHIP (eighth, 1.24).
- Held opposing hitters to a combined .249 (74x297) batting average during the season...right-handed batters hit .240 (40x167), while lefties hit .262 (34x130).

2014:

- Began professional career with rookie-level Danville (12 G, 11 GS)...went 4-2 with a 3.42 ERA (18ERx47.1IP).
- Made pre debut in relief on June 29 against Bluefield (1.0,0,0,0,0,1).
- Logged first career start on July 3 against Burlington (2.0,1,1,0,0,3).

POVSE (CONTINUED)

2014 (continued):

- Earned first career win on Aug. 3 against Princeton (5.0,3,0,0,1,9)...season-high nine strikeouts.
- Went 4-0 with a 2.33 ERA (7ERx27.0IP) over final five starts of the season.

Personal:

- Max Walter Povse (POE-see).
- Played collegiately at the University of North Carolina – Greensboro from 2012-14...logged a career record of 12-14 with a 5.32 ERA (127ERx214.2IP) across 44 games (43 GS)...ranked 48th among NCAA Division I pitchers with a 9.19 K/9 rate in 2014.

POVSE'S CAREER PITCHING RECORD

Year	Team	LG	W-L	ERA	G	GS	CG	SHO	SV	IP	H	R	ER	HR	HB	BB	SO	WP	BK
2014	Danville	APP	4-2	3.42	12	11	0	0	0	47.1	42	19	18	1	2	11	37	2	0
2015	Rome	SAL	4-2	2.56	12	12	0	0	0	59.2	50	23	17	2	3	16	50	0	3
	Carolina	CAR	1-3	9.33	5	5	0	0	0	18.1	24	20	19	0	3	7	10	3	0
2016	Carolina	CAR	5-5	3.71	15	15	0	0	0	87.1	89	44	36	5	2	17	91	3	4
	Mississippi	SOU	4-1	2.93	11	11	0	0	0	70.2	61	25	23	4	6	12	48	6	0
2017	Arkansas	TEX	3-2	3.46	9	8	0	0	0	39.0	34	17	15	1	2	14	32	0	0
	SEATTLE	AL	0-0	7.36	3	0	0	0	0	3.2	9	5	3	1	0	1	2	0	0
	Tacoma	PCL	1-4	7.39	13	5	0	0	0	31.2	41	28	26	3	2	12	29	0	0
Minor Lg Totals			22-19	3.92	77	67	0	0	0	354.0	341	176	154	16	20	89	297	14	7
Major Lg Totals			0-0	7.36	3	0	0	0	0	3.2	9	5	3	1	0	1	2	0	0



Just like teammate Andrew Moore, Max Povse journeyed from Double-A Arkansas to Seattle in 2017, making his Major League debut in relief on June 22 against Detroit.

ANDREW ROMINE



BORN: 12/24/1985 IN WINTER HAVEN, FL
RESIDES: LAKE FOREST, CA

INF / OF

ACQUIRED: CLAIMED OFF WAIVERS FROM DETROIT ON NOV. 2, 2017.

DRAFTED: SELECTED BY LOS ANGELES-AL IN THE FIFTH ROUND OF THE 2007 DRAFT.

HEIGHT: 6' 1" **WEIGHT:** 200 **BATS:** SWITCH **THROWS:** RIGHT **AGE:** 32

AS OF OPENING DAY 2018

ROMINE'S CAREER SUMMARY

Single-Game Career High...	R	H	2B	3B	HR	RBI	SB
	4 (3x)	4 (6x)	2 (9x)	2 (2x)	1 (33x)	5 (3x)	3 (2x)
	8/21/12	4/29/15	9/1/17	6/19/10	7/14/17	8/21/12	5/23/08

2017:

- Posted fourth consecutive full season with Detroit (124 G), hitting .233 (74x318) with 45 R, 17 2B, 2 3B, 4 HR, 25 RBI, and 6 SB.
- Played all nine positions in a single game on September 30 at Minnesota...became fifth player in Major League history to accomplish the feat (previous: Shane Halter, DET, 10/1/2000).
- Set career-best Major League season totals in games, at-bats, runs, hits, doubles, home runs, and RBI.
- Took the mound in relief twice...July 26 against Kansas City (0.2,1,0,0,1,0)...September 30 at Minnesota as part of all-nine-positions game (0.1,0,0,0,0,0) - became first player in live ball era to earn a hold.
- Spent time defensively at shortstop (10 G), right field (11 G), left field (18 G), center field (24 G), catcher (1 G), third base (23 G), second base (27 G), and first base (22 G)...also pitched twice and filled in at DH six times.
- Hit .262 (17x65) against left-handed pitchers and .225 (57x253) against righties.

2016:

- Played in 108 games with Detroit...hit .236 (41x174) with 21 R, 5 2B, 2 3B, 2 HR, 16 RBI, and 8 SB.
- Made fourth consecutive Opening Day roster, third straight with the Tigers.
- Hit .350 (7x20) with 3 R, 2 XBH, and 2 RBI in 18 games in July.
- Logged second career pitching appearance in relief on June 18 at Kansas City (0.2,0,0,0,2,0).
- Registered time on defense at shortstop (14 G), right field (2 G), left field (1 G), center field (22 G), third base (44 G), second base (12 G), and first base (20 G).

2015:

- Spent the entire year with Detroit (109 G), hitting .255 (47x184) with 25 R, 5 2B, 2 HR, 15 RBI, and 10 SB.
- Recorded a Major League career-best four hits on April 29 at Minnesota (4x4, RBI).
- Collected 10 multi-hit games...drove in multiple RBI on three occasions.
- Hit .278 (30x108) with 12 R and 10 RBI while on the road (58 G)...hit .224 (17x76) with 13 R and 5 RBI during 51 games at home in Detroit.
- Notched a hit in 6-of-9 first at-bats to begin the season, hitting .667 with 4 R and 1 RBI over 15 games in April.
- Played defensively at shortstop (27 G), left field (2 G), third base (59 G), second base (13 G), and first base (17 G).

2014:

- Saw time in 94 games in first season with Detroit, hitting .227 (57x251) with 30 R, 6 2B, 2 HR, 12 RBI, and 12 SB.
- Traded from Los Angeles-AL to Detroit in exchange for Jose Alvarez (lhp) prior to the season on March 21, 2014.
- Hit first Major League home run on May 23 against Texas...hit off Scott Baker.
- Logged first career pitching appearance on August 22 at Minnesota (1.0,4,3,3,0,1,2 HR).
- Collected 12 multi-hit games, including a pair of three-hit performances.
- Hit .333 (18x54) in limited time against left-handed pitchers...hit .198 (39x197) against righties.
- Appeared in three games with Detroit in the ALDS against Baltimore...combined to go 2-for-11.

2013:

- Split the year between Los Angeles-AL (47 G) and Triple-A Salt Lake (89 G)...combined to hit .280 (132x471) with 70 R, 19 2B, 5 3B, 4 HR, 49 RBI, and 16 SB...set single-season career-best marks in games played (136) and RBI.
- Made first career Opening Day roster with Los Angeles-AL...over two stints with the Angels hit .259 (28x108) with 9 R, 3 2B, 10 RBI, and 1 SB.
- Optioned to Salt Lake on May 3 and spent middle of the season with the Bees...hit .287 (104x363) with 61 R, 16 2B, 5 3B, 4 HR, 39 RBI, and 15 SB.
- Named Pacific Coast League Player of the Week for August 5-12...played in seven games and hit .367 (11x30) with 5 R, 4 2B, 1 3B, 1 HR, and 5 RBI.
- Recalled by Los Angeles-AL on August 14 and hit .294 (25x85) over the final 31 games of the year with the Angels.

2012:

- Registered time with Triple-A Salt Lake (87 G) and Los Angeles-AL (12 G)...combined to hit .291 (107x368) with 59 R, 11 2B, 7 3B, 4 HR, 40 RBI, and 24 SB...set a career-best mark in batting average.

ROMINE (CONTINUED)

2012 (continued):

- Opened the year with Salt Lake, and over four stints with the Bees went on to hit .285 (100x351) with 57 R, 11 2B, 7 3B, 4 HR, 39 RBI, and 23 SB.
- Led the Bees with 23 stolen bases and ranked second on the team with seven triples.
- First recalled by Los Angeles-AL on May 24 and spent four stints with the Angels during the year...hit .412 (7x17) with 2 R, 1 RBI, and 1 SB in limited Major League action.

2011:

- Played the majority of the season with Triple-A Salt Lake (105 G), but also saw time with Los Angeles-AL (10 G)...combined to hit .275 (109x397) with 69 R, 9 2B, 2 3B, 4 HR, 35 RBI, and 24 SB.
- Opened to Salt Lake in Spring Training and opened the year with the Bees...over three stints in Triple-A hit .281 (107x381) with 67 R, 9 2B, 2 3B, 4 HR, 35 RBI, and 23 SB.
- Led the Bees with 23 stolen bases and ranked second on the club in walks (45).
- Originally recalled by Los Angeles-AL on June 12 and played in 10 games over three stints with the Angels...combined to hit .125 (2x16) with 2 R and 1 SB.

2010:

- Played with Double-A Arkansas (106 G) and Los Angeles-AL (5 G)...combined to hit .277 (109x394) with 55 R, 15 2B, 4 3B, 3 HR, 34 RBI, and 21 SB.
- Began the season with Arkansas, hitting .282 (108x383) with 55 R, 15 2B, 4 3B, 3 HR, 34 RBI, and 21 SB.
- Spent time on the Arkansas 7-day disabled list from June 28 – July 23 with a right shoulder impingement.
- Selected to Texas League Mid- and Post-Season All-Star teams...did not participate in the all-star game.
- Selected by Los Angeles-AL on September 24 that same day against Chicago-AL, going 0-for-3.
- Collected first Major League hit on September 26 against Chicago-AL...single off Tony Pena.
- Named to MiLB.com Organizational All-Star team following the conclusion of the season.
- Played for Mesa in the Arizona Fall League and named to Rising Stars team.

2009:

- Spent the entire season with Advanced-A Rancho Cucamonga (131 G), hitting .278 (133x479) with 68 R, 13 2B, 9 3B, 1 HR, 36 RBI, and 26 SB...set career-high marks in at-bats, hits, and triples.
- Led the Quakes in games played (131) and ranked second on the club in runs (68), hits (133), triples (9), and stolen bases (26).
- Reached base safely in 21 straight games from July 2-23...over that period hit .343 (24x70) with 16 walks and a .465 on-base percentage.

2008:

- Played second pro season with Single-A Cedar Rapids (126), hitting .260 (120x461) with 79 R, 21 2B, 4 3B, 2 HR, 34 RBI, and 62 SB...set career-high marks in runs, doubles, walks (55), and stolen bases.
- Finished the year ranked tied for third among all minor league players with 62 stolen bases.
- Ranked tied for second in the Midwest League with 79 runs scored.

2007:

- Began professional career with rookie-level Orem (56 G)...hit .286 (66x231) with 38 R, 6 2B, 6 3B, 5 HR, 35 RBI, and 12 SB.
- Made pro debut on June 30 against Idaho Falls (0x5, R).
- Notched first pro hit, a single, in second game on July 1 at Casper (1x3).
- Swatted first career home run on July 9 against Casper (3x5, 2 R, HR, 5 RBI).

Personal:

- Andrew James Romine.
- Played collegiately at Arizona State University from 2005-07...posted a career batting average of .304 (146x480) with 103 R, 21 2B, 6 3B, 1 HR, 77 RBI, and 40 SB...wore No. 12 at ASU, same jersey number as father, Kevin, wore at WSU from 1981-82...named to All-Pac-10 Honorable Mention as a freshman in 2005...missed half of sophomore season in 2006 due to blood clot in arm and rib removal surgery.
- Graduated from Trabuco Hills (CA) High School in 2004...earned four varsity letters in baseball, one in football, and one in track
- Son of former Red Sox outfielder, Kevin Romine...brother of Yankees catcher/infielder Austin Romine.
- Originally selected by Philadelphia in the 36th round of the 2004 draft, but did not sign.

ROMINE'S CAREER PLAYING RECORD

Year	Team	LG	AVG	G	AB	R	H	2B	3B	HR	RBI	BB	SO	SB	CS	OBP	SLG	SF	SAC	HP
2007	Orem	PIO	.286	56	231	38	66	6	6	5	35	16	38	12	4	.337	.429	0	0	2
2008	Cedar Rapids	MID	.260	126	461	79	120	21	4	2	34	55	76	62	18	.347	.336	6	12	9
2009	Rancho Cuc.	CAL	.278	131	479	68	133	13	9	1	36	51	83	26	11	.351	.349	4	16	5
2010	Arkansas	TEX	.282	106	383	55	108	15	4	3	34	50	66	21	9	.370	.366	2	13	5
	LOS ANGEL.	AL	.091	5	11	0	1	0	0	0	0	0	4	0	0	.091	.091	0	1	0
2011	Salt Lake	PCL	.281	105	381	67	107	9	2	4	35	45	87	23	6	.363	.346	0	8	4
	LOS ANGEL.	AL	.125	10	16	2	2	0	0	0	0	1	6	1	0	.176	.125	0	1	0
2012	Salt Lake	PCL	.285	87	351	57	100	11	7	4	39	24	46	23	10	.336	.390	2	7	4
	LOS ANGEL.	AL	.412	12	17	2	7	0	0	0	1	3	3	1	0	.500	.412	0	1	0
2013	Salt Lake	PCL	.287	89	363	61	104	16	5	4	39	43	68	15	6	.367	.391	2	4	4
	LOS ANGEL.	AL	.259	47	108	9	28	3	0	0	10	7	24	1	0	.308	.287	1	6	1
2014	DETROIT	AL	.227	94	251	30	57	6	0	2	12	18	60	12	2	.279	.275	0	4	0
2015	DETROIT	AL	.255	109	184	25	47	5	0	2	15	11	46	10	5	.307	.315	1	4	3
2016	DETROIT	AL	.236	108	174	21	41	5	2	2	16	13	38	8	0	.304	.322	0	3	4
2017	DETROIT	AL	.233	124	318	45	74	17	2	4	25	22	67	6	4	.289	.332	2	2	4
Minor Lg Totals			.279	700	2649	425	738	91	37	23	252	284	464	182	64	.354	.367	16	60	33
Major Lg Totals			.238	509	1079	134	257	36	4	10	79	75	248	39	11	.294	.307	4	22	12

FRONT OFFICE

CHENEY STADIUM

COACHES/STAFF

2018 RAINIERS

2017 SEASON REVIEW

OPPONENTS

HISTORY & RECORDS

MEDIA & MISC.

NICK RUMBELOW



RHP

BORN: 09/06/1991 IN BULLARD, TX
RESIDES: BULLARD, TX

ACQUIRED: IN A TRADE WITH NEW YORK-AL IN EXCHANGE FOR JP SEARS (LHP) AND JUAN THEN (RHP) ON NOV. 18, 2017.

DRAFTED: SELECTED BY NEW YORK-AL IN THE SEVENTH ROUND OF THE 2013 DRAFT.

Baseball America prospect rankings:

ORG. TOP 100
#13 NR

HEIGHT: 6' 0" **WEIGHT:** 190 **BATS:** RIGHT **THROWS:** RIGHT **AGE:** 26

AS OF OPENING DAY 2018

RUMBELOW'S CAREER SUMMARY

Single-Game Career High...	IP	H	R	ER	HR	K	BB
	3.0 (3x)	5	4 (5x)	4 (2x)	1 (9x)	6	2 (7x)
	8/11/17	5/1/15	8/19/17	7/16/15	9/15/15	6/19/15	8/19/17

2017:

- Split the year between Double-A Trenton (8 G) and Triple-A Scranton/Wilkes-Barre (17 G)...combined to go 5-1 with six saves and a 1.12 ERA (5ERx40.1IP)...set career-best mark in ERA and tied career-high mark in wins.
- Started the season on the disabled list while recovering from 2016 "Tommy John" surgery...activated on June 2 and assigned to Trenton.
- With the Thunder, went 0-0 with one save and a 2.38 ERA (3ERx11.1IP) over eight relief outings.
- Transferred to Scranton/Wilkes-Barre on July 3 and spent the remainder of the season with the RailRiders... went 5-1 with five saves and a 0.62 ERA (2ERx29.0IP).
- Combined to hold opponents without a run in 23-of-25 appearances on the season.
- Allowed opposing batters a .150 (21x140) average...right-handers hit .145 (12x83), while lefties hit .158 (9x57).

2016:

- Limited to one game with Triple-A Scranton/Wilkes-Barre...April 10 at Rochester (1.0,2,0,0,0,0).
- Placed on the disabled list on April 11 and underwent "Tommy John" surgery on April 19, ending season.

2015:

- Registered time with Triple-A Scranton/Wilkes-Barre (37 G) and New York-AL (17 G)...combined to go 3-4 with eight saves and a 4.21 ERA (32ERx68.1IP)...set career-high marks in games (54) and innings pitched while tying a career-best mark in saves.
- Kicked off the campaign with Scranton/WB, going 2-3 with eight saves and a 4.27 ERA (25ERx52.2IP) across four stints with the RailRiders.
- First selected by New York-AL on June 22...made Major League debut the next day on June 23 against Philadelphia in relief (0.2,1,1,1,1,2).
- Earned first Major League win on August 18 against Minnesota (0.1,1,0,0,0,1).
- Over four stints with the Yankees, combined to go 1-1 with a 4.02 ERA (7ERx15.2IP).
- Combined to hold opposing hitters to a .236 (63x267) on the year...righties hit .240 (37x154), while left-handers hit .230 (26x113).

2014:

- Saw time with Single-A Charleston (8 G), Advanced-A Tampa (19 G), Double-A Trenton (7 G), and Triple-A Scranton/Wilkes-Barre (10 G)...combined to post a 5-2 record with eight saves and a 2.62 ERA (17ERx58.1IP)...tied career-best marks in wins and saves.
- Began the season with Charleston, going 0-0 with five saves and a 0.00 ERA (0ERx9.0IP) across eight games.
- Transferred to Tampa on May 10 and logged 19 relief outings with the Advanced-A Yankees, going 5-1 with one save and a 2.39 ERA (7ERx26.1IP).
- Transferred to Trenton on July 16 and saw time in seven games...went 0-0 with one save and a 3.68 ERA (3ERx7.1IP).
- Transferred again to Scranton/WB and ended the year with 10 games for the RailRiders...posted an 0-1 record with one save and a 4.02 ERA (7ERx15.2IP).
- Over the course of the season, combined to limit opposing hitters to a .210 (45x214) batting average...right-handers hit .244 (30x123), while lefties hit .165 (15x91).

2013:

- Began professional career with short-season Staten Island (19 G), going 2-2 with seven saves and a 2.35 ERA (6ERx23.0IP).
- Made pro debut in relief on June 25 against Aberdeen (1.0,4,3,3,1,0)...took the loss.
- Earned first career win on July 1 at Brooklyn (1.1,1,2,0,0,1).
- Notched first career save on July 12 at Lowell (1.0,0,0,0,0,0).
- Held opposing hitters to a .148 (12x81) batting average...righties (8x54) and lefties (4x27) both hit .148.

RUMBELOW (CONTINUED)

Personal:

- Nicholas Bruno Rumbelow.
- Played three seasons at Louisiana State University (LSU) from 2011-13...posted a career record of 3-0 with a 3.71 ERA (29ERx70.1IP) in 70 games (1 GS)...selected to 2012 and 2013 SEC Academic Honor Roll.
- Graduated from Bullard (TX) High School in 2010...named to 2010 Rawlings All-Region Team, Second-Team All-State, and First-Team All-East Texas...earned 2010 District MVP honors after posting an 11-3 record with 127 strikeouts and a 0.52 ERA, allowing just six earned runs all season.

RUMBELOW'S CAREER PITCHING RECORD

Year	Team	LG	W-L	ERA	G	GS	CG	SHO	SV	IP	H	R	ER	HR	HB	BB	SO	WP	BK
2013	Staten Island	NYP	2-2	2.35	19	0	0	0	7	23.0	12	13	6	1	1	5	20	2	0
2014	Charleston	SAL	0-0	0.00	8	0	0	0	5	9.0	4	0	0	0	0	4	18	6	0
	Tampa	FSL	5-1	2.39	19	0	0	0	1	26.1	20	7	7	0	1	8	29	4	0
	Trenton	EAS	0-0	3.68	7	0	0	0	1	7.1	4	4	3	0	0	1	15	1	0
	Scranton/WB	INT	0-1	4.02	10	0	0	0	1	15.2	17	7	7	2	0	5	19	1	0
2015	Scranton/WB	INT	2-3	4.27	37	0	0	0	8	52.2	47	28	25	4	0	13	57	6	0
	NEW YORK	AL	1-1	4.02	17	0	0	0	0	15.2	16	8	7	2	0	5	15	2	1
2016	Scranton/WB	INT	0-0	0.00	1	0	0	0	0	1.0	2	0	0	0	0	0	0	1	0
2017	Trenton	EAS	0-0	2.38	8	0	0	0	1	11.1	5	3	3	0	0	3	15	1	0
	Scranton/WB	INT	5-1	0.62	17	0	0	0	5	29.0	16	4	2	0	0	8	30	3	0
Minor Lg Totals			14-8	2.72	126	0	0	0	29	175.1	127	66	53	7	2	47	203	25	0
Major Lg Totals			1-1	4.02	17	0	0	0	0	15.2	16	8	7	2	0	5	15	2	1

ZACH SHANK

INF

BORN: 01/06/1991 IN YORK, PA
RESIDES: LITITZ, PA

ACQUIRED: SELECTED BY SEATTLE IN THE 28TH ROUND OF THE 2013 DRAFT.

HEIGHT: 6' 1"
WEIGHT: 180
BATS: RIGHT
THROWS: RIGHT
AGE: 27

AS OF OPENING DAY 2018

SHANK'S CAREER SUMMARY

Single-Game Career High...	R	H	2B	3B	HR	RBI	SB
	4	4 (5x)	2 (3x)	2 (2x)	2	4 (3x)	2
	5/3/14	8/3/16	6/17/17	4/28/15	6/5/16	4/21/17	7/18/13

2017:

- Logged a full season with Tacoma (115 G), hitting .215 (79x368) with 41 R, 18 2B, 5 3B, 2 HR, 43 RBI, and 14 SB.
- One of only five Tacoma players to be active for both Opening Night and the final game of the regular season on September 4 (also: Ryne Harper, Evan Marshall, Tuffy Gosewisch, Daniel Vogelbach).
- Pitched twice in relief, allowing no runs for a 0.00 ERA (0ERx2.0IP)...July 27 at Colorado Springs (1.0,1,0,0,1,0) was first pitching appearance since 2014 with Advanced-A High Desert...August 24 at Fresno (1.0,1,0,0,0,1).
- Logged 20 multi-hit games, including a trio of three-hit performances.
- Drove in multiple RBI eight times, including a season-best 4 RBI on April 21 at El Paso (1x2, R, HR, 4 RBI)... April 21 game included a pinch-hit grand slam, the Rainiers first pinch-hit home run since Luis Rodriguez on July 15, 2012.
- Hit .233 (21x90) against left-handed pitchers, while hitting just .209 (58x278) against right-handed pitching.
- Spent time defensively at right field (43 G), second base (34 G), left field (13 G), third base (12 G), center field (9 G), shortstop (4 G), and first base (3 G).

2016:

- Registered time with Double-A Jackson (39 G) and Tacoma (81 G)...combined to hit .290 (120x414) with 61 R, 19 2B, 4 3B, 3 HR, 39 RBI, and 1 SB.
- Received the Alvin Davis "Mr. Mariner" Award for exemplary play and leadership skills both on and off the field.
- Opened the campaign with Jackson, and over two stints with the Generals hit .286 (38x133) with 20 R, 3 2B, 2 3B, and 17 RBI.
- Posted a season-best eight-game hitting streak from May 7-15...hit .467 (14x30) with 5 R, 1 3B, and 4 RBI over that period.
- First promoted to Tacoma on May 22 and logged two stints with the Rainiers, hitting a combined .292 (82x281) with 41 R, 16 2B, 2 3B, 3 HR, 22 RBI, and 1 SB.
- Recorded 22 multi-hit games, including five three-hit games and two four-hit performances.
- Hit .444 (20x45) with 12 R, 3 2B, 3 HR, and 8 RBI over 13 games in June with Tacoma.
- Logged first career multi-HR game on June 5 at Las Vegas (3x4, 3 R, 2 HR, 2 RBI).

2015:

- Split time between Double-A Jackson (60 G) and Tacoma (33 G)...combined to hit .250 (77x308) with one home run and 18 RBI.
- Played six different positions: 2B (48 G), 3B (5 G), SS (1 G), LF (4 G), CF (20 G), RF (13 G)...has also pitched and played first base previously in his career.
- Opened season with Jackson...went 3-for-5 with two triples, April 28 at Montgomery.
- On disabled list with left ankle sprain, May 24 to June 12.
- Promoted to Tacoma on June 17, making his Triple-A debut that night at Reno...started at second base and went 0-for-4.
- Collected four hits (4x5 with a triple) in second Triple-A game, June 18 at Albuquerque.
- Hit safely in 12 of 13 games, June 25 to July 8...batted .341 (15x44) during the stretch.
- Launched first Triple-A home run July 10 at Reno (solo, off Allen Webster).
- Transferred to Jackson on July 29 and finished season with the Generals.

2014:

- Began season with Single-A Clinton, appearing in 60 games before July 1 promotion to Advanced-A High Desert... combined to bat .281 with ten home runs and 56 RBI.
- Had season-high four hits and scored four runs, May 3 at Wisconsin.
- Hit .471 during a career-high 12-game hitting streak, May 25 to June 6 (20x48).
- Drove in a career-best four runs, June 26 vs. Quad Cities.
- Promoted to High Desert on July 1.
- Pitched in three games for High Desert, going 0-1 with a 2.25 ERA (4.0,4,1,1,2,2).

SHANK (CONTINUED)

2014 (continued):

- Took loss in pro pitching debut, Aug. 15 vs. Inland Empire...tossed two scoreless innings two days later, Aug. 17 vs. Inland Empire.

2013:

- Began pro career with Pulaski...pinch-hit and played shortstop, going 0-for-4 in debut on June 20 at Burlington.
- First professional hits came in 2-for-5 performance against Bluefield, June 23.
- Went 3-for-4 with first professional home run, a ninth-inning go-ahead blast on July 7 at Princeton.
- Promoted to Clinton on Aug. 23, appearing in eight games to finish season.

Personal:

- Zachary Jay Shank.
- Graduated from Warwick High School (Lititz, PA) in 2009.
- Graduated from Marist College (Poughkeepsie, NY) in 2013 with a degree in Adolescence Education... posted a career batting average of .307 (234x762) with 145 R, 37 2B, 6 3B, 6 HR, 130 RBI, and 30 SB...named First Team All-MAAC in 2013.

SHANK'S CAREER PLAYING RECORD

Year	Team	LG	AVG	G	AB	R	H	2B	3B	HR	RBI	BB	SO	SB	CS	OBP	SLG	SF	SAC	HP
2013	Pulaski	APP	.230	52	183	30	42	11	5	1	19	21	22	9	0	.322	.361	2	4	5
	Clinton	MID	.286	8	21	4	6	0	0	1	4	1	3	1	0	.360	.429	1	0	2
2014	Clinton	MID	.302	69	235	49	71	17	1	6	30	21	39	7	3	.378	.460	2	4	9
	High Desert	CAL	.260	55	227	35	59	9	5	4	26	10	42	3	2	.300	.396	2	5	4
2015	Tacoma	PCL	.252	33	111	13	28	5	2	1	8	7	11	1	0	.294	.360	1	2	0
	Jackson	SOU	.249	60	197	23	49	7	6	0	10	19	50	5	1	.338	.345	1	2	8
2016	Jackson	SOU	.286	39	133	20	38	3	2	0	17	12	35	0	1	.362	.338	0	3	4
	Tacoma	PCL	.292	81	281	41	82	16	2	3	22	23	55	1	5	.350	.395	2	3	3
2017	Tacoma	PCL	.215	115	368	41	79	18	5	2	43	33	94	14	2	.282	.307	7	6	4
Minor Lg Totals				.259	512	1756	256	454	86	28	179	147	351	41	14	.327	.370	18	29	39



CHUCK TAYLOR

OF

BORN: 09/21/1993 IN CORPUS CHRISTI, TX
RESIDES: ARLINGTON, TX

ACQUIRED: SELECTED FROM ARIZONA IN THE TRIPLE-A PHASE OF THE 2016 RULE 5 DRAFT.

DRAFTED: SELECTED BY ARIZONA IN THE FOURTH ROUND OF THE 2012 DRAFT.

HEIGHT: 5' 11" **WEIGHT:** 200 **BATS:** LEFT **THROWS:** RIGHT **AGE:** 26

AS OF OPENING DAY 2018

TAYLOR'S CAREER SUMMARY

Single-Game Career High...	R	H	2B	3B	HR	RBI	SB
	3 (9x)	5	2 (4x)	1 (21x)	2	6	2 (3x)
	8/26/17	6/24/12	5/30/17	6/7/17	7/17/17	8/3/14	8/25/14

2017:

- Registered a full season with Double-A Arkansas (122 G), hitting .274 (129x471) with 74 R, 25 2B, 3 3B, 9 HR, 58 RBI, and 10 SB...set career-high marks in games, at-bats, runs, hits, doubles, home runs, RBI, and walks (66).
- Finished the year ranked tied for third in the Texas League with 66 walks.
- Selected to Texas League Mid-Season All-Star team after hitting .303 (76x251) with 40 R, 15 2B, 3 3B, 6 HR, and 32 RBI prior to the break...started in right field and went 1-for-4 with a two-run HR for the Texas North All-Stars.
- Led the Travelers in games (122), at-bats (471), runs (74), hits (129), triples (3), and total bases (187), while ranking second on the club in doubles (25) and walks (66).
- Collected a 21-game hitting streak from April 27 – May 20...hit .398 (33x83) with 13 R, 5 2B, 1 3B, and 7 RBI during that stretch...second-longest hitting streak in the Texas League.
- Reached base safely in 31 straight games from April 16 – May 20...hit .374 (43x115) with 20 walks and a .478 on-base percentage over the streak.
- Opened the year on the 7-day disabled list with a right shoulder subluxation...activated on April 15.
- Notched 35 multi-hit games, including seven three-hit performances.
- Drove in a season-high five RBI on July 17 at Tulsa (2x5, 3 R, 2 HR, 5 RBI).
- Hit .417 (45x108) with 19 R, 8 2B, 1 HR, and 11 RBI through 28 games in May.

2016:

- Logged time with Advanced-A Visalia (42 G) and Double-A Mobile (41 G)...combined to hit .261 (62x238) with 38 R, 11 2B, 4 3B, 4 HR, 30 RBI, and 2 SB.
- Opened the season with Visalia, hitting .273 (42x154) with 27 R, 5 2B, 4 3B, 3 HR, 19 RBI, and 1 SB.
- Spent time on the Visalia 7-day disabled list from April 11 – May 17 with a dislocated right shoulder.
- Transferred to Double-A Mobile on July 4 and spent remainder of the year with the BayBears...hit .238 (20x84) with 11 R, 6 2B, 1 HR, 11 RBI, and 1 SB.
- Combined to collect 14 multi-hit games over the course of the season (11 with Visalia, three with Mobile).
- Following the season, selected by Seattle from Arizona in the Triple-A Phase of the Rule 5 Draft.

2015:

- Split the year between Single-A Kane County (73 G) and Advanced-A Visalia (48 G)...combined to hit .263 (123x468) with 61 R, 14 2B, 5 3B, 2 HR, 33 RBI, and 12 SB...set a career-high mark in triples.
- Opened the campaign with Kane County and logged two stints with the Cougars...went on to hit .280 (81x289) with 39 R, 7 2B, 2 3B, 24 RBI, and 8 SB.
- Promoted to Visalia twice (April 16 – June 4, August 24 – end of season)...combined to hit .235 (42x179) with 22 R, 7 2B, 3 3B, 2 HR, 9 RBI, and 4 SB.
- Combined to collect 35 multi-hit games with Kane County and Visalia.

2014:

- Played in 109 games over a full season with Single-A South Bend, hitting .285 (114x400) with 60 R, 17 2B, 4 3B, 3 HR, 50 RBI, and 11 SB.
- Finished the year ranked fifth in the Midwest League with a .380 on-base percentage.
- Logged a 13-game hitting streak from May 12-30...hit .396 (21x53) with 7 R, 3 2B, 1 HR, and 5 RBI over that stretch.
- Collected 29 multi-hit performances, including a pair of season-best four-hit games
- Drove in a single-game career-high six RBI on August 3 at Dayton (4x5, 3 R, HR, 6 RBI)...included first professional grand slam home run.

2013:

- Spent second professional season with rookie-level Missoula (60 G)...hit .291 (64x220) with 38 R, 12 2B, 3 3B, 3 HR, 25 RBI, and 3 SB...posted career-best batting average.
- Hit first career home run on July 31 against Helena (2x5, R, HR, RBI).
- Collected 17 multi-hit games, including a pair of four-hit performances.

FRONT OFFICE

CHENEY STADIUM

COACHES/STAFF

2018 RAINIERS

2017 SEASON REVIEW

OPPONENTS

HISTORY & RECORDS

MEDIA & MISC.

TAYLOR (CONTINUED)

2012:

- Began professional career with rookie-level AZL Diamondbacks (52 G)...hit .234 (48x205) with 41 R, 7 2B, 2 3B, 16 RBI, and 16 SB...set a career-high mark in stolen bases.
- Made pro debut on June 21 against AZL Giants (1x4, RBI).
- Collected a season-best five hits on June 24 at AZL Brewers (5x6, 3 R, 2B, 2 RBI).

Personal:

- Charles Demetrius Taylor.
- Graduated from Mansfield Timberview High School in Arlington, TX in 2012.

TAYLOR'S CAREER PLAYING RECORD

Year	Team	LG	AVG	G	AB	R	H	2B	3B	HR	RBI	BB	SO	SB	CS	OBP	SLG	SF	SAC	HP
2012	AZL D-backs	AZL	.234	52	205	41	48	7	2	0	16	20	55	16	7	.310	.288	1	4	3
2013	Missoula	PIO	.291	60	220	38	64	12	3	3	25	28	47	3	5	.385	.414	2	0	7
2014	South Bend	MID	.285	109	400	60	114	17	4	3	50	60	74	11	6	.380	.370	6	1	5
2015	Kane County	MID	.280	73	289	39	81	7	2	0	24	28	48	8	3	.354	.318	4	3	7
	Visalia	CAL	.235	48	179	22	42	7	3	2	9	22	45	4	7	.324	.341	1	0	2
2016	Visalia	CAL	.273	42	154	27	42	5	4	3	19	26	39	1	3	.377	.416	2	1	1
	Mobile	SOU	.238	41	84	11	20	6	0	1	11	6	15	1	0	.309	.345	1	0	3
2017	Arkansas	TEX	.274	122	471	74	129	25	3	9	58	66	90	10	2	.369	.397	2	0	6
Minor Lg Totals			.270	547	2002	312	540	86	21	21	212	256	413	54	33	.359	.365	19	9	34



ZACH VINCEJ

INF

BORN: 05/11/1991 IN SAN DIEGO, CA
RESIDES: SAUGUS, CA

ACQUIRED: CLAIMED OFF WAIVERS FROM CINCINNATI ON NOV. 3, 2017.

DRAFTED: SELECTED BY CINCINNATI IN THE 37TH ROUND OF THE 2012 DRAFT.

HEIGHT: 6' 0" **WEIGHT:** 190 **BATS:** RIGHT **THROWS:** RIGHT **AGE:** 26

AS OF OPENING DAY 2018

VINCEJ'S CAREER SUMMARY

Single-Game Career High...	R	H	2B	3B	HR	RBI	SB
	3 (4x)	4 (4x)	2 (5x)	1 (13x)	1 (16x)	4 (2x)	2
	8/22/15	9/3/16	8/22/17	8/15/17	8/26/17	8/13/17	4/16/13

2017:

- Split the season between Triple-A Louisville (110 G) and a brief stint with Cincinnati (9 G)...combined to hit .266 (103x387) with 38 R, 21 2B, 4 3B, 3 HR, 38 RBI, and 4 SB.
- Began the season with Louisville and over 110 games with the Bats hit .270 (102x378) with 36 R, 21 2B, 4 3B, 3 HR, 38 RBI, and 4 SB.
- Picked up 28 multi-hit games with Louisville, including eight three-hit performances.
- Hit first career grand slam home run in August 31 at Gwinnett (2x4, R, HR, 4 RBI).
- Spent time on the Louisville 7-day disabled list from April 20 – May 7.
- Selected by Cincinnati on September 1 and made Major League debut that same day at Pittsburgh (0x1).
- Collected first Major League hit, a single off Pedro Strop, on September 30 at Chicago-NL.
- Hit .111 (11x9) with 2 R across nine games with the Reds.

2016:

- Spent the year with Double-A Pensacola (121 G)...hit .281 (112x399) with 45 R, 24 2B, 3 3B, 3 HR, 47 RBI, and 7 SB...set career-high marks in games, doubles, and RBI.
- Earned the Rawlings Minor League Gold Glove award as the best defensive shortstop in the minors...led all minor league shortstop with a .991 fielding percentage.
- Finished the year ranked eighth in the Southern League with a .281 (112x399) batting average.
- Named the Southern League Player of the Week for July 25-31...played in six games and hit .500 (10x20) with 2 R, 3 2B, 1 3B, and 2 RBI.
- Collected 27 multi-hit games...season-high four-hit performance on September 3 at Birmingham (4x5, R, RBI).
- Drove in a season-best four RBI on September 1 at Birmingham (2x5, 4 RBI).
- Wrapped up the year playing for Peoria in the Arizona Fall League...hit .352 (25x71) with 10 R, 13 XBH, and 18 RBI...named to AFL All-Prospect Team.

2015:

- Registered a complete season with Double-A Pensacola (90 G)...hit .241 (69x286) with 39 R, 10 2B, 5 HR, 22 RBI, and 7 SB...set a career-high mark in home runs and tied a career-best mark in walks (44).
- Spent time on the Pensacola 7-day disabled list from April 25 – May 2.
- Collected 17 multi-hit games, including a trio of three-hit performances.
- Hit .270 (41x152) with 25 R and 13 RBI while at home (47 G)...on the road (43 G), hit .209 (28x134) with 14 R and 9 RBI.
- Posted a .312 (24x77) batting average with 8 R, 3 2B, 1 HR, and 6 RBI across 23 games in July.

2014:

- Played with Advanced-A Bakersfield (115 G) all season...hit .271 (116x428) with 72 R, 23 2B, 1 3B, 1 HR, 40 RBI, and 11 SB...set career-high marks in at-bats, runs, and hits, while tying a career-best mark with 44 walks.
- Hit .315 (29x92) with 17 R, 7 2B, 1 HR, and 17 RBI across 21 games in June.
- With runners in scoring position, hit .315 (39x124) with 64 R, 7 2B, 1 R, and 40 RBI.

2013:

- Spent the year with Single-A Dayton (104 G)...went on to hit .263 (99x377) with 51 R, 17 2B, 5 3B, 3 HR, 31 RBI, and 13 SB...set career-high marks in triples and stolen bases.
- Selected to Midwest League Mid-Season All-Star team after hitting .254 (59x232) with 34 R, 12 2B, 3 3B, 1 HR, and 20 RBI prior to the break...served as a defensive replacement at shortstop and went 1-for-2 for the East All-Stars.
- Collected a season-high four hits on June 7 at Bowling Green (4x4, 3 R, 2B, 2 RBI)...notched a total of 25 multi-hit games with Dayton.
- Hit .405 (30x74) with 11 R, 8 2B, 2 3B, and 12 RBI across 22 games in June.

FRONT OFFICE

CHENEY STADIUM

COACHES/STAFF

2018 RAINIERS

2017 SEASON REVIEW

OPPONENTS

HISTORY & RECORDS

MEDIA & MISC.

VINCEJ (CONTINUED)

2012:

- Began professional career with rookie-level Billings (38 G)...hit .336 (48x143) with 27 R, 11 2B, 1 HR, 17 RBI, and 4 SB...set a career-best mark in batting average.
- Made pro debut on July 19 at Orem (0x3).
- Collected first professional hit, a single, in second game on July 21 at Orem (1x4, R).
- Hit first career home run on July 28 against Helena (2x4, 2 R, HR, RBI).

Personal:

- Zachary Laine Vincej (VINCE-ee).
- Played three seasons with Pepperdine University from 2010-12...compiled a career batting average of .281 (148x526) with 91 R, 32 2B, 1 3B, 3 HR, 54 RBI, and 20 SB...honored with WCC Honorable Mention and WCC All-Freshman Team selections in 2010...2012 recipient of the Brooks Wallace Award, given annually to the nation's top college shortstop by the Collegiate Baseball Hall of Fame...as a junior in 2012 named WCC Defensive Player of the Year and selected to All-WCC First Team.
- Graduated from Saugus (CA) High School in 2009...three-time Team MVP and Defensive Player of the Year...four year letter winner in baseball...selected to All-Foothill League First Team three times...named to All-CIF First Team as a junior...led the school to the playoffs in 2006, 2008, and 2009...received Honor Scholar Award each year from 2005-09.

VINCEJ'S CAREER PLAYING RECORD

Year	Team	LG	AVG	G	AB	R	H	2B	3B	HR	RBI	BB	SO	SB	CS	OBP	SLG	SF	SAC	HP
2012	Billings	PIO	.336	38	143	27	48	11	0	1	17	9	23	4	4	.393	.434	4	0	7
2013	Dayton	MID	.263	104	377	51	99	17	5	3	31	36	72	13	7	.333	.358	4	2	6
2014	Bakersfield	CAL	.271	115	428	72	116	23	1	1	40	44	73	11	8	.342	.336	2	4	3
2015	Pensacola	SOU	.241	90	286	39	69	10	0	5	22	44	48	7	7	.347	.329	3	2	4
2016	Pensacola	SOU	.281	121	399	45	112	24	3	3	47	25	85	7	6	.329	.378	4	4	6
2017	Louisville	INT	.270	110	378	36	102	21	4	3	38	28	49	4	3	.325	.370	2	8	4
	CINCINNATI	NL	.111	9	9	2	1	0	0	0	0	1	5	0	0	.333	.111	0	0	2
Minor Lg Totals			.272	578	2011	270	546	106	13	16	195	186	350	46	35	.339	.361	19	20	30
Major Lg Totals			.111	9	9	2	1	0	0	0	0	1	5	0	0	.333	.111	0	0	2

FRONT OFFICE

CHENEY STADIUM

COACHES/STAFF

2018 RAINIERS

2017 SEASON REVIEW

OPPONENTS

HISTORY & RECORDS

MEDIA & MISC.

DANIEL VOGELBACH

INF

BORN: 12/17/1992 IN ORLANDO, FL
RESIDES: FORT MYERS, FL

ACQUIRED: IN A 4-PLAYER TRADE WITH CHICAGO-NL ALONG ON JULY 20, 2016.

DRAFTED: SELECTED BY CHICAGO NL IN THE SECOND ROUND (68TH OVERALL) OF THE 2011 DRAFT.

HEIGHT: 6' 0" **WEIGHT:** 250 **BATS:** LEFT **THROWS:** RIGHT **AGE:** 25

AS OF OPENING DAY 2018


Baseball America prospect rankings:

ORG. TOP 100
#12 NR

VOGELBACH'S CAREER SUMMARY

Single-Game Career High...	R	H	2B	3B	HR	RBI	SB
	3 (8x)	4 (6x)	2 (10x)	1 (7x)	2 (4x)	5 (3x)	1 (15x)
	8/18/17	6/4/17	8/11/17	7/6/16	5/9/16	5/4/16	5/27/17

2017:

- Played the majority of the season with Tacoma (125 G), while also logging a trio of brief stints with Seattle (16 G)...combined to hit .285 (139x487) with 65 R, 26 2B, 17 HR, 85 RBI, and 3 SB.
- Opened the year with Tacoma and went on to hit .290 (133x459) with 65 R, 25 2B, 17 HR, 83 RBI, and 3 SB for the Rainiers.
- Named to the Pacific Coast League Mid-Season All-Star team...participated in the 2017 Triple-A All-Star Game at Cheney Stadium...entered the game at first base and went 0-for-1.
- Participated in the 2017 Triple-A Home Run Derby at Cheney Stadium...finished in second place behind Pawtucket's Bryce Brentz after hitting 27 total home runs.
- Finished the year ranked first in the Pacific Coast League with 76 walks.
- Led the Rainiers in runs (65), hits (133), doubles (25), RBI (83), total bases (209), and walks (76)...ranked second on the team with 17 home runs (Tyler O'Neill, 19).
- Posted a season-best 16-game hitting streak from July 17-31...hit .393 (24x61) with 12 R, 4 2B, 3 HR, and 15 RBI over that stretch...tied for eighth longest hitting streak in the PCL.
- Reached base safely in 26 consecutive games from April 9 - May 17...posted a .419 on-base percentage over that stretch.
- Logged three lengths of play with Seattle (April 23 - May 2, May 21-22, September 5 - October 1)...hit .214 (6x28) with 1 2B and 2 RBI with the Mariners.
- Collected first career Major League RBI on April 23 at Oakland (1x4, RBI, BB).

2016:

- Registered time with Triple-A Iowa (89 G), Tacoma (44 G), and Seattle (8 G)...combined to hit .287 (135x471) with 79 R, 25 2B, 2 3B, 23 HR, and 95 RBI...set career-best marks in games, runs, home runs, RBI, and walks (97).
- Finished the season ranked among the Pacific Coast League leaders in walks (first, 97), on-base percentage (second, .417), RBI (third, 96), and total bases (fifth, 232).
- Named to Pacific Coast League Mid- and Post-Season All-Star teams...started at first base and went 0-for-2 for the PCL in the 2016 Triple-A All-Star Game.
- Selected as a MiLB.com Organizational All-Star and Baseball America Triple-A All-Star following the season.
- Opened the year with Iowa, hitting .318 (97x305) with 53 R, 18 2B, 2 3B, 16 HR, and 64 RBI over 89 games with the Cubs.
- Named Pacific Coast League Player of the Week for May 9-15...played in seven games and hit .333 (8x24) with 6 R, 2 2B, 3 HR, 8 RBI, and 7 BB.
- Traded from Chicago NL to Seattle along with teammate Paul Blackburn (rhp) in exchange for Mike Montgomery (lhp) and Jordan Pries (rhp) on July 20 and reported to Tacoma.
- Played in 44 games for the Rainiers, hitting .240 (37x154) with 26 R, 7 2B, 7 HR, and 32 RBI.
- Hit a home run in his first at-bat with Tacoma on July 22 at Salt Lake...finished the night 3-for-3 with 1 R, 1 HR, 2 RBI, and 1 BB.
- Reached base safely in 30 consecutive games from Aug. 8 - Sept. 5 with Tacoma...hit .279 (29x104) with 19 R, 6 2B, 5 HR, 23 RBI, 33 BB, and a .453 on-base percentage over that streak...tied for sixth longest on-base streak in the league.
- Recalled by Seattle on Sept. 12 and made Major League debut on that same day at Los Angeles AL (0x1).
- Logged first ML hit, a single, on Sept. 13 at Los Angeles AL (1x4).

2015:

- Played the majority of the season with Double-A Tennessee (76 G), but also logged a brief rehab stint with rookie-level AZL Cubs (5 G)...combined to hit .279 (74x265) with 45 R, 18 2B, 1 3B, 7 HR, and 39 RBI.
- Named to Southern League Mid-Season All-Star team...hit .285 (53x186) with 34 R, 12 2B, 1 3B, 4 HR, and 31 RBI prior to the break...started at first base and went 1-for-4 with 1 R, 1 HR, 3 RBI, and 1 BB for the North team in the all-star game.

VOGELBACH (CONTINUED)

2015 (continued):

- Selected as Southern League Player of the Week in back-to-back weeks to open the season...April 9-19 hit .484 (15x31) with 3 R, 4 2B, 3 RBI, and 7 BB...April 20-26 hit .391 (9x23) with 8 R, 3 2B, 3 HR, 10 RBI, and 6 BB.
- Spent time on the disabled list twice...May 26 – June 9 with a right hamstring strain...July 4 – Aug. 20 with a right oblique strain.
- Over five rehab games with AZL Cubs in August hit .455 (5x11) with 4 R, 2 2B, and 6 BB.

2014:

- Spent an entire season with Advanced-A Daytona (132 G), hitting .268 (129x482) with 71 R, 28 2B, 1 3B, 16 HR, 76 RBI, and 4 SB...set a career-high mark in doubles.
- Named to MiLB.com Organizational All-Star team following the conclusion of the season.
- Reached base in 19 consecutive games from June 18 – July 9...hit .343 (24x70) with 10 R, 7 2B, 3 HR, 17 RBI, and 11 BB over that stretch.
- Posted a .294 (96x326) batting average against right-handed pitchers and hit just .212 (33x156) against lefties.
- Registered a .319 (30x94) batting average with 14 R, 10 2B, 4 HR, and 20 RBI through 26 games in June.
- Played in 17 games for Mesa Solar Sox in the Arizona Fall League, hitting .250 (14x56) with 3 2B, 7 RBI, and 11 BB.

2013:

- Split the year between Single-A Kane County (114 G) and Advanced-A Daytona (17 G)...combined to hit .284 (137x483) with 68 R, 23 2B, 19 HR, 76 RBI, and 5 SB...set a career-high mark in hits.
- Opened the year with Kane County and hit .284 (123x433) with 55 R, 21 2B, 17 HR, 71 RBI, and 4 SB over 114 games with the Cougars.
- Selected to Midwest League Mid-Season All-Star team...started at designated hitter and went 2-for-2 with 1 R, 1 2B, 1 RBI, and 1 BB for the West in the all-star game.
- Named Cubs Minor League Player of the Month for July after hitting .330 (31x94) with 15 R, 4 2B, 4 HR, and 19 RBI over 27 games.
- Promoted to Daytona on Aug. 13 and spent the final 17 games of the season with the Cubs, hitting .280 (14x50) with 13 R, 2 2B, 2 HR, and 5 RBI.
- In first career Advanced-A game went 2-for-3 with 2 R, 1 HR, and 2 RBI.

2012:

- Saw time with rookie-level AZL Cubs (24 G) and short-season Boise (37 G), hitting a combined .322 (79x245) with 39 R, 21 2B, 3 3B, 17 HR, and 62 RBI.
- Spent just over a month with AZL Cubs to open the year, hitting .324 (33x102) with 16 R, 12 2B, 2 3B, 7 HR, and 31 RBI.
- Named to Arizona League Post-Season All-Star team.
- Promoted to Boise on July 24 and logged time in 37 games with the Hawks to close out sophomore campaign...hit .322 (46x143) with 23 R, 9 2B, 1 3B, 10 HR, and 31 RBI.
- Selected as a Topps Short-Season/Rookie All-Star team with Boise.
- Hit a home run in five straight games from Aug. 5-10...hit .381 (8x21) with 7 HR and 11 RBI during that stretch.

2011:

- Began professional career with rookie-level AZL Cubs (6 G), hitting .292 (7x24) with 4 R, 3 2B, 1 HR, and 6 RBI.
- Made pro debut on Aug. 22 against AZL Diamondbacks (1x4).
- Hit first career home run on Aug. 25 against AZL Giants (3x5, 2 R, 2B, HR, 3 RBI).

Personal:

- Daniel Vogelbach (VOE-gull-back).
- Graduated from Bishop Verot (FL) High School...led school to the Florida 3A Baseball State Championship in 2011.

VOGELBACH'S CAREER PLAYING RECORD

Year	Team	LG	AVG	G	AB	R	H	2B	3B	HR	RBI	BB	SO	SB	CS	OBP	SLG	SF	SAC	HP	
2011	AZL Cubs	AZL	.292	6	24	4	7	3	0	1	6	2	2	1	0	.370	.542	0	0	1	
2012	AZL Cubs	AZL	.324	24	102	16	33	12	2	7	31	12	14	1	0	.391	.686	1	0	0	
	Boise	NOR	.322	37	143	23	46	9	1	10	31	23	34	0	1	.423	.608	0	0	2	
2013	Kane County	MID	.284	114	433	55	123	21	0	17	71	57	76	4	4	.364	.450	8	0	2	
	Daytona	FSL	.280	17	50	13	14	2	0	2	5	16	13	1	0	.455	.440	0	0	0	
2014	Daytona	FSL	.268	132	482	71	129	28	1	16	76	66	91	4	4	.357	.429	7	0	5	
2015	AZL Cubs	AZL	.455	5	11	4	5	2	0	0	0	6	1	0	0	.647	.636	0	0	0	
	Tennessee	SOU	.272	76	254	41	69	16	1	7	39	57	61	1	1	.403	.425	2	0	0	
2016	Iowa	PCL	.318	89	305	53	97	18	2	16	64	55	67	0	0	.425	.548	2	0	3	
	Tacoma	PCL	.240	44	154	26	37	7	0	7	32	42	34	0	0	.404	.422	1	0	1	
	SEATTLE	AL	.083	8	12	0	1	0	0	0	0	1	6	0	0	.154	.083	0	0	0	
2017	Tacoma	PCL	.290	125	459	65	133	25	0	17	83	76	98	3	1	.388	.455	5	0	1	
	SEATTLE	AL	.214	16	28	0	6	1	0	0	2	3	9	0	0	.290	.250	0	0	0	
Minor Lg Totals				.287	669	2417	371	693	143	7	100	438	412	491	15	11	.390	.476	26	0	15
Major Lg Totals				.175	24	40	0	7	1	0	0	2	4	15	0	0	.250	.200	0	0	0



ART WARREN

RHP

BORN: 03/23/1993 IN DEFIANCE, OH
RESIDES: NAPOLEON, OH

ACQUIRED: SELECTED BY SEATTLE IN THE 23RD ROUND OF THE 2015 DRAFT.

Baseball America prospect rankings:

ORGL TOP 100
#8 NR

HEIGHT: 6' 3" **WEIGHT:** 230 **BATS:** RIGHT **THROWS:** RIGHT **AGE:** 25

AS OF OPENING DAY 2018

WARREN'S CAREER SUMMARY

Single-Game Career High...	IP	H	R	ER	HR	K	BB
	7.0 (2x)	10	7	5 (2x)	2	7	5 (2x)
	5/21/16	6/8/16	7/14/16	7/14/16	6/22/17	4/12/16	8/26/16

2017:

- Shifted to reliever full time and spent the year with Advanced-A Modesto (43 G), going 3-1 with eight saves and a 3.06 ERA (22ERx64.2IP)...set career-best marks in ERA, games played, saves, and opponent batting average (.247/58x235).
- Finished the year ranked third among all Mariners farmhands with eight saves.
- Converted 8-of-10 save opportunities...in save situations, posted a 2.30 ERA (4ERx15.2IP).
- Earned first career save on April 9 at Lake Elsinore (2.1,3,1,0,0,0).
- Did not allow a run over final 10 appearances of the season, spanning 14.2 innings...allowed just four hits over that stretch while striking out 17.
- Notched five saves of 1.1+ innings pitched.
- Struck out 67 batters in 64.2 innings of work.
- Posted a 1-0 record with six saves and a 2.31 ERA (9ERx35.0IP) across 23 relief appearances following the all-star break.
- Limited opposing batters to a .247 (58x235) average...right-handers hit .242 (29x120), while lefties hit .252 (29x115).
- Played for Peoria in the Arizona Fall League (9 G)...went 3-0 with three saves and a 0.00 ERA (0ERx11.1IP) and 12 strikeouts.

2016:

- Split the season between Single-A Clinton (14 GS) and Advanced-A Bakersfield (13 G, 6 GS)...combined to go 11-2 with a 3.17 ERA (39ERx110.2IP)...set career-high marks in wins, games started, innings pitched, and strikeouts (93).
- Opened the year with Clinton and went 9-1 with a 2.19 ERA (18ERx74.0IP) in 14 starts with the LumberKings.
- Selected to Midwest League Mid-Season All-Star team...did not participate in all-star game.
- Transferred to Bakersfield on June 30...at the time of promotion, was among Midwest League leaders in wins (tied-first, 9) and ERA (third, 2.19).
- Spent remainder of the year with the Blaze, going 2-1 with a 5.15 ERA (21ERx36.2IP) in 13 games (6 GS).
- As a starter with Bakersfield, went 0-1 with a 3.57 ERA (7ERx17.2IP)...as a reliever went 2-0 with a 6.63 ERA (14ERx19.0IP).
- Combined across time with Clinton and Bakersfield to limited opposing hitters to a .263 (113x429) batting average...righties hit just .233 (49x210), while lefties hit .292 (64x219).

2015:

- Began professional career with rookie-level AZL Mariners (6 G)...went 1-0 with a 3.86 ERA (3ERx7.0IP).
- Made pro debut on August 3 against AZL Indians (1.0,1,0,0,0,2).
- Earned first career win on August 23 against AZL Rangers (2.0,0,0,0,1,1).
- Allowed opposing hitters a .269 (7x26) batting average...right-handers hit .200 (2x10), while lefties hit .313 (5x16).

Personal:

- Arthur Frank Warren.
- Pitched two seasons at the University of Cincinnati from 2012-13, going 1-1 with a 7.43 ERA (33ERx40.0IP) in 25 games (2 GS)...redshirted junior year in 2014 after undergoing "Tommy John" surgery on right elbow...played final collegiate season (2015) with Division II Ashland University, going 5-4 with a 3.88 ERA (26ERx60.1IP) in 12 starts.
- Graduated from Napoleon (OH) High School in 2011.

WARREN'S CAREER PITCHING RECORD

Year	Team	LG	W-L	ERA	G	GS	CG	SHO	SV	IP	H	R	ER	HR	HB	BB	SO	WP	BK
2015	AZL Mariners	AZL	1-0	3.86	6	0	0	0	0	7.0	7	3	3	0	0	3	10	2	0
2016	Clinton	MID	9-1	2.19	14	14	0	0	0	74.0	71	23	18	1	5	18	55	9	0
	Bakersfield	CAL	2-1	5.15	13	6	0	0	0	36.2	42	26	21	1	4	28	38	3	0
2017	Modesto	CAL	3-1	3.06	43	0	0	0	8	64.2	58	25	22	5	4	25	67	3	1
Minor Lg Totals			15-3	3.16	76	20	0	0	8	182.1	178	77	64	7	13	74	170	17	1



ROB WHALEN

RHP

BORN: 01/31/1994 IN STROUDSBURG, PA
RESIDES: KISSIMMEE, FL

ACQUIRED: IN A 4-PLAYER TRADE WITH ATLANTA ON NOV. 28, 2016.

DRAFTED: SELECTED BY NEW YORK-NL IN THE 12TH ROUND OF THE 2012 DRAFT.

Baseball America
 prospect rankings:
 DRG #15
 TOP 100
 NR

HEIGHT: 6' 2"
WEIGHT: 225
BATS: RIGHT
THROWS: LEFT
AGE: 24

AS OF OPENING DAY 2018

WHALEN'S CAREER SUMMARY

Single-Game Career High...	IP	H	R	ER	HR	K	BB
	8.0	10	10	8	2 (4x)	10	5 (2x)
	5/19/17	6/1/17	6/1/17	6/25/17	7/5/17	7/23/13	4/20/16

2017:

- Pitched for Tacoma (10 GS) and Seattle (2 G, 1 GS)...combined to go 0-8 with a 6.53 ERA (44ERx60.2IP).
- Opened the year on the Mariners 10-day disabled list with right shoulder inflammation...activated from the DL on April 27 and optioned to Tacoma.
- Across three stints with the Rainiers, went 0-7 with a 6.58 ERA (39ERx53.1IP).
- Tossed a complete game on May 19 at Iowa (8.0,4,2,1,2,5) and took the loss...first career complete-game effort.
- Recalled by Seattle three times (May 6-7, May 24-28, June 17-18)...pitched twice in and went 0-1 with a 6.14 ERA (5ERx7.1IP).
- Over the course of the entire season, allowed opposing batters to hit .282 (68x241) off him...right-handers hit .283 (32x113), while left-handers hit .281 (36x128).
- Entered the season ranked as the No. 17 prospect in the Mariners organization according to Baseball America.

2016:

- Registered time with Double-A Mississippi (18 GS), Triple-A Gwinnett (3 GS), and Atlanta (5 GS)...combined to go 8-8 with a 3.11 ERA (50ERx144.2IP).
- Opened the season with Mississippi, posting a 7-5 record with a 2.49 ERA (28ERx101.1IP) over 18 starts with the club.
- Went 2-1 with a 1.41 ERA (5ERx32.0IP) over five starts in the month of June.
- After the conclusion of the season, named Mississippi Braves Pitcher of the Year.
- Promoted to Gwinnett on July 14 and made three starts, going 0-1 with a 1.93 ERA (4ERx18.2IP).
- Selected by Atlanta on Aug. 3 and made Major League debut that same day, starting against Pittsburgh (5.0,4,4,4,4,5,HR) and earning first career ML win.
- Over five starts with the Braves, went 1-2 with a 6.57 ERA (18ERx24.2IP).
- Combined to hold opposing batters to a .224 (119x531) batting average over the course of the season...right-handed batters hit .220 (60x273), while lefties hit .229 (59x258).
- Placed on 15-day disabled list with right shoulder fatigue on Aug. 25 and transferred to 60-day disabled list on Sept. 17, ending season.

2015:

- Split the season between two organizations, Advanced-A St. Lucie (15 G, 14 GS) with New York NL and Advanced-A Carolina (3 GS) with Atlanta...combined to go 5-7 with a 3.35 ERA (36ERx96.2IP).
- Began the season with St. Lucie, going 4-5 with a 3.36 ERA (31ERx83.0IP) over 15 games (14 GS).
- Made fourth career relief appearance on June 18 at Clearwater (4.2,4,3,3,4,5,HR)...took the loss.
- Spent time on the 7-day disabled list from July 2-17.
- Traded from New York NL to Atlanta along with teammate John Grant (rhp) in exchange for Juan Uribe (inf), Kelly Johnson (of), and cash on July 24, 2015.
- Made three starts with Carolina following the trade, going 1-2 with a 3.29 ERA (5ERx13.2IP).
- Placed on the disabled list again on Aug. 11 and missed the remainder of the season following bilateral patella tendon repair surgery...performance by Dr. Marvin Royster on Aug. 17 in Atlanta, GA.
- Limited opposing offenses to a .226 (83x368) batting average...right-handed batters hit .249 (48x193), while lefties hit .208 (35x168).

2014:

- Pitched for rookie-level GCL Mets (3 G, 2 GS) and Single-A Savannah (11 G, 10 GS)...combined to go 9-2 with a 1.94 ERA (15ERx69.2IP).
- Began the year with Savannah, going 9-1 with a 2.01 ERA (14ERx62.2IP) over 11 games (10 GS) with the Sand Gnats.
- Finished the year ranked third on the Sand Gnats with nine wins.
- Logged time on the 7-day disabled list from May 3 - July 21 with a right hand infection.

FRONT OFFICE

CHENEY STADIUM

COACHES/STAFF

2018 RAINIERS

2017 SEASON REVIEW

OPPONENTS

HISTORY & RECORDS

MEDIA & MISC.

WHALEN (CONTINUED)

2014 (continued):

- Made three rehab appearances (two starts) with the GCL Mets, going 0-1 with a 1.29 ERA (1ERx7.0IP).
- Combined to hold opposing hitters to a .189 (48x254) batting average...right-handed batters hit .151 (23x152), while lefties hit .238 (25x102).
- Played in the Arizona Fall League.

2013:

- Logged a full season with rookie-level Kingsport (12 GS)...owned a 3-2 record and 1.87 ERA (15ERx72.1IP).
- Finished the year leading the Appalachian League in innings pitched (72.1) and opponent batting average (.187), while ranking second in WHIP (0.93), strikeouts (76), and ERA (1.87)...ranked among league leading qualified starting pitchers (min. 0.8 IP/league games) in lowest batting average (first, .187), fewest baserunners per 9 IP ratio (second, 9.21), and K/9 (fifth, 9.46).
- Allowed just two earned runs over first six starts of the season, going 1-1 with a 0.68 ERA (2ERx26.2IP) over that stretch.
- Pitched 6.0+ innings on eight separate occasions, seven of which were quality starts (6.0+ IP, three or fewer ER allowed).
- Tossed a season-high 7.1 innings on July 23 against Elizabethton (7-1,6,3,3,0,10).
- Limited opposing hitters to a .187 (50x268) batting average...right-handed batters hit .157 (24x153), while lefties hit .226 (26x115).

2012:

- Opened professional career with rookie-level Kingsport (1 G).
- Pitched in just one game, making pro debut on Aug. 25 at Bluefield (1.0,1,1,0,0,1).

Personal:

- Robert D. Whalen (WAY-len).
- Graduated from Haines City (FL) High School.
- Had committed to play baseball at Florida Atlantic University before being drafted and signing out of high school.

WHALEN'S CAREER PITCHING RECORD

Year	Team	LG	W-L	ERA	G	GS	CG	SHO	SV	IP	H	R	ER	HR	HB	BB	SO	WP	BK
2012	Kingsport	APP	0-0	0.00	1	0	0	0	0	1.0	1	1	0	0	0	0	1	0	0
2013	Kingsport	APP	3-2	1.87	12	12	0	0	0	72.1	50	26	15	1	7	17	76	4	0
2014	GCL Mets	GCL	0-1	1.29	3	2	0	0	0	7.0	4	1	1	0	0	2	10	1	0
	Savannah	SAL	9-1	2.01	11	10	0	0	0	62.2	44	18	14	2	5	19	53	7	0
2015	St. Lucie	FSL	4-5	3.36	15	14	0	0	0	83.0	72	39	31	4	8	34	61	11	0
	Carolina	CAR	1-2	3.29	3	3	0	0	0	13.2	11	6	5	2	0	4	7	0	0
2016	Mississippi	SOU	7-5	2.49	18	18	0	0	0	101.1	87	35	28	4	4	37	94	2	0
	Gwinnett	INT	0-1	1.93	3	3	0	0	0	18.2	12	4	4	0	1	7	18	1	0
	ATLANTA	NL	1-2	6.57	5	5	0	0	0	24.2	20	20	18	4	3	12	25	1	0
2017	SEATTLE	AL	0-1	6.14	2	1	0	0	0	7.1	7	5	5	1	2	2	2	0	0
	Tacoma	PCL	0-7	6.58	10	10	1	0	0	53.1	61	44	39	9	3	20	43	5	0
Minor Lg Totals			24-24	2.99	76	72	1	0	0	413.0	342	174	137	22	28	140	363	31	0
Major Lg Totals			1-3	6.47	7	6	0	0	0	32.0	27	25	23	5	5	14	27	1	0

ADDITIONAL PLAYER NOTES

FRONT
OFFICE

CHENEY
STADIUM

COACHES/
STAFF

2018
RAINIERS

2017 SEASON
REVIEW

OPPONENTS

HISTORY &
RECORDS

MEDIA &
MISC.



2017 SEASON REVIEW

2017 PACIFIC COAST LEAGUE STANDINGS

AMERICAN CONFERENCE

NORTHERN	W	L	PCT	GB
Colorado Springs	80	57	.584	-
Oklahoma City	72	69	.511	10.0
Omaha	69	72	.489	13.0
Iowa	67	72	.482	14.0

SOUTHERN	W	L	PCT	GB
Memphis	91	50	.645	-
Nashville	68	71	.489	22.0
Round Rock	66	72	.478	23.5
New Orleans	55	83	.399	34.5

PACIFIC CONFERENCE

NORTHERN	W	L	PCT	GB
Reno	80	62	.563	-
Fresno	77	65	.542	3.0
Tacoma	66	76	.465	14.0
Sacramento	64	77	.454	15.5

SOUTHERN	W	L	PCT	GB
El Paso	73	69	.514	-
Salt Lake	72	70	.507	1.0
Albuquerque	68	73	.482	4.5
Las Vegas	56	86	.394	17.0

2017 PACIFIC COAST LEAGUE PLAYOFFS:

Semifinals: El Paso defeats Reno (3-0), Memphis defeats Colorado Springs (3-2)
 Championship: Memphis defeats El Paso (3-2)

2017 DEPARTMENTAL LEADERS

TOP 10 BATTING LEADERS

BATTER	AVG	G	AB	R	H	HR	RBI
N. Buss, ELP	.348	114	353	53	123	11	55
I. De Jesus Jr., COS	.345	112	412	67	142	7	65
M. Tauchman, ABQ	.331	110	420	82	139	16	80
D. Smith, LV	.330	114	457	77	151	16	76
T. Kemp, FRE	.329	118	504	95	166	10	62
A. Rosario, LV	.328	94	393	66	129	7	58
F. Cordero, ELP	.326	93	390	68	127	17	64
O. Arcia, RNO	.326	93	341	79	111	24	87
F. Schwindel, OMA	.321	99	392	51	126	17	72
N. Orf, COS	.320	125	434	103	139	9	65

RUNS SCORED

C. Walker, ELP	104
N. Orf, COS	103
T. Kemp, FRE	95
A.J. Reed, FRE	89
2 others tied at 87.	

HITS

T. Kemp, FRE	166
C. Walker, RNO	159
N. Cuevas, ABQ	154
I. Vargas, RNO	152
D. Smith, LV	151

TOTAL BASES

C. Walker, RNO	307
W. Calhoun, RR	278
J. Patterson, ABQ	261
A.J. Reed, FRE	250
T. O'Neill, MEM	247

RBI

C. Walker, RNO	114
A.J. Reed, FRE	104
P. Tucker, FRE	96
T. O'Neill, MEM	95
W. Calhoun, RR	93

HOME RUNS

A.J. Reed, FRE	34
R. Nunez, NAS	32
C. Walker, RNO	32
3 others tied at 31.	

STOLEN BASES

J. Andreoli, IOW	26
R. Ortega, ELP	26
K. Wren, COS	26
L. Martin, IOW	25
2 others tied at 24.	

TOP 10 PITCHING LEADERS

PITCHER	W-L	ERA	IP	H	BB	SO
W. Font, OKC	10-8	3.42	134.1	114	35	178
J. Masterson, OKC	11-6	4.13	141.2	129	66	140
R. Carpenter, ABQ	10-9	4.15	156.0	161	39	161
Jokisch, Eric	8-8	4.21	134.2	139	42	91
S. Frankoff, IOW	2-8	4.40	116.2	102	47	119
D. Martinez, FRE	7-12	4.69	136.1	143	47	101
B. Rodriguez, ELP	8-8	4.90	126.2	157	37	63
S. Copeland, NO	9-11	4.97	137.2	158	53	118
W. Perez, IOW	7-10	5.01	120.1	122	51	102
T. Thornton, FRE	8-4	5.09	115.0	137	23	88

WINS

J. Masterson, OKC	11
T. Scribner, SL	11
R. Carpenter, ABQ	10
W. Font, OKC	10
L. Weaver, MEM	10

INNINGS PITCHED

R. Carpenter, ABQ	156.0
A. Brooks, COS	145.2
R. Knapp, LV	144.2
J. Masterson, OKC	141.2
S. Copeland, NO	137.2

STRIKEOUTS

W. Font, OKC	178
R. Carpenter, ABQ	161
J. Masterson, OKC	140
S. Frankoff, IOW	119
S. Copeland, NO	118

SAVES

M. Carasiti, IOW	21
J. Sherfy, RNO	20
J. Lucas, MEM	17
P. Claiborne, RR	16
P. Maton, ELP	13

AVERAGE AGAINST

W. Font, OKC	.222
S. Frankoff, IOW	.238
J. Masterson, OKC	.244
A. Banda, RNO	.266
E. Jokisch, RNO	.267

WHIP

W. Font, OKC	1.11
R. Carpenter, ABQ	1.28
S. Frankoff, IOW	1.28
E. Jokisch, RNO	1.34
J. Masterson, OKC	1.38

FRONT OFFICE

CHENEY STADIUM

COACHES/STAFF

2018 RAINIERS

2017 SEASON REVIEW

OPPONENTS

HISTORY & RECORDS

MEDIA & MISC.

2017 PACIFIC COAST LEAGUE STATISTICS

2017 TEAM BATTING

TEAM	AVG	G	AB	R	H	TB	2B	3B	HR	RBI	BB	SO	SB	CS
Col. Springs	.291	137	4675	818	1361	2131	295	50	125	759	488	1034	99	29
Salt Lake	.290	142	4959	801	1440	2101	275	40	102	745	560	896	173	61
Reno	.290	142	4977	858	1442	2350	294	70	158	812	466	1046	83	26
Albuquerque	.287	141	4888	730	1402	2225	275	79	130	702	390	1043	102	46
El Paso	.283	142	4930	804	1395	2331	273	63	179	768	478	1173	117	34
Fresno	.282	142	4874	853	1374	2306	266	33	200	805	554	1090	88	46
Memphis	.278	141	4826	714	1341	2155	278	22	164	683	461	1040	84	48
Las Vegas	.275	142	4930	690	1356	2133	273	33	146	647	466	1103	48	26
Omaha	.270	141	4752	628	1284	1977	229	34	132	585	399	1018	119	45
Round Rock	.266	138	4690	656	1249	1951	243	21	139	615	440	1115	67	30
Iowa	.264	139	4606	649	1216	1893	287	24	114	612	464	1066	102	33
Sacramento	.263	141	4842	608	1272	1962	268	22	126	577	385	1133	104	27
Okl. City	.262	141	4707	675	1234	1989	256	29	147	628	469	1065	78	40
Nashville	.262	139	4739	655	1240	2013	226	35	159	613	455	1217	95	47
Tacoma	.260	142	4689	639	1220	1913	244	28	131	609	517	1033	118	44
New Orleans	.254	138	4606	568	1170	1745	221	27	100	527	422	989	97	36

2017 TEAM PITCHING

TEAM	W	L	ERA	G	CG	SHO	GF	SV	IP	H	R	ER	HR	BB	SO
Memphis	91	50	3.77	141	1	5	140	41	1251.1	1216	566	524	118	366	1121
Sacramento	64	77	4.23	141	0	6	141	37	1245.1	1315	671	585	120	462	1034
New Orleans	55	83	4.24	138	1	11	137	26	1194.1	1143	634	563	140	497	1045
Okl. City	72	69	4.26	141	0	9	141	37	1232.0	1229	638	583	115	440	1277
Nashville	68	71	4.37	139	2	11	137	28	1229.1	1278	670	597	102	411	1050
Col. Springs	80	57	4.54	137	1	10	136	25	1181.1	1253	658	596	146	430	1003
Omaha	69	72	4.61	141	1	9	140	33	1232.1	1290	697	631	152	469	1098
Tacoma	66	76	4.69	142	5	13	137	35	1213.2	1238	679	633	135	384	1072
Iowa	67	72	4.75	139	2	10	137	42	1208.0	1285	701	637	150	461	1087
Albuquerque	68	73	4.91	141	1	6	140	27	1241.2	1365	723	678	165	449	1064
Salt Lake	72	70	4.94	142	0	3	142	30	1258.0	1324	762	690	133	498	1078
Round Rock	66	72	5.02	138	2	7	136	31	1196.1	1327	719	667	157	504	1005
El Paso	73	69	5.13	142	2	6	140	31	1246.2	1406	789	711	160	538	995
Reno	80	62	5.19	142	1	4	141	41	1259.2	1391	782	726	160	515	1064
Las Vegas	56	86	5.40	142	1	5	141	26	1248.2	1495	831	749	159	436	958
Fresno	77	65	5.52	142	0	7	142	37	1241.1	1441	826	761	140	554	1110

2017 TEAM FIELDING

CLUB	PCT	G	PO	A	E	TC	DP	PB
Memphis	.984	141	3754	1322	82	5158	124	9
Round Rock	.983	138	3589	1331	85	5005	146	8
Okl. City	.982	141	3696	1292	90	5078	115	11
Salt Lake	.982	142	3774	1338	95	5207	140	16
New Orleans	.981	138	3583	1340	94	5017	114	8
Albuquerque	.980	141	3725	1422	105	5252	119	4
Fresno	.980	142	3724	1369	105	5198	142	20
Iowa	.979	139	3624	1439	107	5170	131	13
Omaha	.979	141	3697	1199	104	5000	107	4
Col. Springs	.979	137	3544	1359	106	5009	147	8
Reno	.978	142	3779	1449	115	5343	148	13
Tacoma	.978	142	3641	1247	108	4996	97	8
Sacramento	.978	141	3736	1468	116	5320	152	10
Nashville	.978	139	3688	1340	115	5143	132	15
El Paso	.978	142	3740	1432	119	5291	140	13
Las Vegas	.977	142	3746	1438	122	5306	135	8

2017 PACIFIC COAST LEAGUE AWARD WINNERS

Most Valuable Player.....	Christian Walker, Reno
Pitcher of the Year.....	Wilmer Font, Oklahoma City
Rookie of the Year.....	Amed Rosario, Las Vegas
Manager of the Year.....	Stubby Clapp, Memphis

TACOMA TRIPLE PLAYS

Tacoma has turned nine triple plays since 1960, most recently in 1995 (2B Arquimede Pozo to 1B Greg Litton). The 1973 Twins turned two in one season, with 1B Craig Kusick and SS Bucky Guth participating in both of them.

FRONT OFFICE

CHENEY STADIUM

COACHES/STAFF

2018 RAINIERS

2017 SEASON REVIEW

OPPONENTS

HISTORY & RECORDS

MEDIA & MISC.

2017 RAINIERS BATTING

BATTERS	AVG	G	AB	R	H	2B	3B	HR	RBI	TB	BB	IBB	SO	SB	CS	BPO	SLG	SF	SH	HP	GIDP	E
Aplin	.243	47	148	21	36	8	2	5	25	67	26	0	32	4	2	.386	.426	0	0	0	0	1
Ascanio	.000	3	9	0	0	0	0	0	0	0	0	0	1	0	0	.000	.000	0	0	0	0	1
Baron	.256	54	164	16	42	6	0	2	17	54	20	0	42	0	0	.339	.329	1	1	1	6	2
Beckham	.262	83	328	37	86	16	0	9	45	129	20	1	58	3	2	.313	.393	2	0	5	9	8
Capriata	.286	4	7	0	2	0	0	0	0	2	1	0	1	1	0	.375	.286	0	0	0	1	0
Freeman	.350	18	60	12	21	3	1	1	9	29	7	1	10	2	0	.416	.483	0	0	0	1	1
Samel	.300	19	68	6	18	1	1	1	8	24	12	0	11	1	1	.427	.400	1	0	2	2	0
Groszewisch	.229	85	279	27	64	22	0	4	33	98	29	0	68	1	0	.313	.351	4	2	7	6	4
Grebeck	.200	4	15	2	3	0	0	1	1	6	0	0	4	0	1	.200	.400	0	0	0	0	0
Haniger	.256	11	39	6	10	2	0	3	6	21	7	0	5	0	0	.375	.538	1	0	1	0	1
Helder	.167	5	18	2	3	0	1	0	1	5	0	0	2	0	0	.167	.278	0	0	0	1	1
Hernandez	.400	3	5	0	2	0	0	0	0	2	0	0	0	1	0	.400	.400	0	1	0	0	1
Jackson	.229	15	48	3	11	2	0	0	6	13	4	0	11	0	1	.302	.271	0	0	1	1	5
Marjama	.167	21	78	5	13	3	1	3	12	27	7	0	15	0	0	.244	.346	0	0	1	2	4
Martin	.306	88	360	63	110	24	5	11	39	177	21	1	89	25	6	.346	.492	3	0	3	3	5
Meijas-Brean	.271	19	70	15	19	6	1	1	7	30	7	0	13	1	0	.338	.429	0	0	0	4	2
Miller	.268	41	168	22	45	4	2	0	6	53	5	1	33	13	1	.297	.315	0	2	2	0	0
Motter	.350	25	100	24	35	6	1	7	18	64	14	0	12	6	3	.427	.640	2	0	1	4	3
Muno	.273	90	293	47	80	20	1	8	33	126	53	1	91	12	8	.387	.430	1	0	2	4	11
O'Malley	.205	20	78	8	16	3	0	1	5	22	4	0	17	0	1	.250	.282	1	0	1	1	1
O'Neill	.244	93	349	54	85	21	2	19	56	167	44	0	108	9	2	.328	.479	2	0	1	7	3
Peterson	.264	103	382	47	101	17	2	12	54	158	32	0	75	6	2	.323	.414	4	0	3	14	8
Pizzano	.229	44	140	16	32	8	1	5	16	57	11	0	19	1	0	.297	.407	1	0	3	4	3
Powell	.340	58	206	46	70	9	2	6	33	101	28	0	27	11	5	.416	.490	3	1	1	10	3
Rosa	.071	4	14	0	1	1	0	0	0	2	0	0	0	0	0	.071	.143	0	0	0	0	0
Santa	.286	2	7	1	2	1	0	0	0	3	1	0	2	0	0	.375	.429	0	0	0	1	0
Scott	.125	4	8	0	1	0	0	0	0	1	1	0	3	0	0	.222	.125	0	0	0	0	0
Segura	.125	2	8	2	1	0	0	0	0	1	0	0	2	0	0	.125	.125	0	0	0	1	0
Shank	.215	115	368	41	79	18	5	2	43	113	33	0	94	14	2	.282	.307	7	6	4	4	8
Smith	.239	84	295	34	68	13	0	6	28	99	37	0	65	4	5	.330	.347	2	3	3	14	8
Taylor	.182	3	11	1	2	0	0	1	3	5	0	0	2	0	1	.182	.450	0	0	0	0	0
Vogelbach	.290	125	459	65	133	25	0	17	83	209	76	1	98	3	1	.388	.455	5	0	1	16	9
Waldrop	.220	13	41	5	9	2	0	0	6	11	7	0	10	0	0	.327	.268	1	0	0	0	2
Waooe	.000	2	6	0	0	0	0	0	0	0	0	0	1	0	0	.000	.000	0	0	0	0	0
Wong	.222	12	36	4	8	1	0	1	5	12	6	0	6	0	0	.333	.333	0	0	0	1	0
Zunino	.293	12	41	7	12	2	0	5	11	29	4	0	5	0	0	.356	.707	0	0	0	1	0
Team Total	.260	142	4689	639	1220	244	28	131	609	1913	517	6	1033	118	44	.337	.408	41	16	44	117	108

2017 RAINIERS PITCHING

PITCHERS	W-L	ERA	G	GS	CG	SHO	SV	IP	H	R	ER	HR	HB	BB	IBB	SO	BK	WP	AVG	2B	3B	HR	SH	HP	GIDP	E
Altavilla	2-0	1.54	20	0	0	0	6	23.1	17	4	4	1	1	15	2	36	0	2	.205	0	0	0	0	0	0	1
Aro	6-1	3.16	25	1	0	0	0	42.2	31	16	15	5	1	11	0	48	0	0	.204	0	0	0	0	0	0	2
Ash	1-0	9.82	1	0	0	0	0	3.2	6	4	4	1	0	0	4	0	0	0	.353	0	0	0	0	0	0	0
Bannister	1-0	4.37	4	3	0	0	0	22.2	23	11	11	5	0	5	0	18	0	0	.258	0	0	0	0	0	0	0
Bergman	9-4	5.34	16	16	1	1	0	86.0	102	53	51	7	2	18	0	63	0	1	.288	0	0	0	0	0	0	0
Castellanos	0-2	12.46	2	1	0	0	0	4.1	8	6	6	1	0	1	0	3	0	0	.381	0	0	0	0	0	0	0
Cishek	1-0	0.00	3	1	0	0	0	2.2	2	0	0	0	0	3	0	3	0	0	.262	0	0	0	0	0	0	0
Cloyd	1-1	5.67	19	14	0	0	1	60.1	64	41	38	8	1	17	0	48	0	1	.223	0	0	0	0	0	0	0
De Jong	3-6	6.00	15	15	0	0	0	84.0	99	61	56	18	4	27	0	61	0	5	.291	0	0	0	0	0	0	0
Delaplaine	1-0	4.82	1	0	0	0	0	2.0	3	1	1	0	1	0	0	4	0	0	.353	0	0	0	0	0	0	0
Evans	0-0	1.80	1	1	0	0	0	5.0	5	1	1	0	0	1	0	8	0	1	.263	0	0	0	0	0	0	0
Fien	0-1	3.38	5	0	0	0	1	5.1	7	2	2	0	0	0	0	3	0	1	.280	0	0	0	0	0	0	0
Frieri	1-2	5.25	7	0	0	0	0	12.0	9	7	7	1	0	9	0	18	0	0	.209	0	0	0	0	0	0	0
Fry	0-1	18.00	1	0	0	0	0	2.0	6	4	4	0	0	1	0	1	0	0	.500	0	0	0	0	0	0	0
Garton	0-2	6.00	7	0	0	0	0	12.0	11	11	8	0	2	8	0	15	1	2	.234	0	0	0	0	0	0	0
Gaviglio	3-6	3.88	13	13	1	0	0	72.0	72	35	31	5	12	0	57	0	1	.259	0	0	0	0	0	0	0	0
Gomez	0-0	1.58	5	0	0	0	0	5.2	3	1	1	0	0	2	0	4	0	0	.143	0	0	0	0	0	0	0
Gonzales	2-0	4.50	2	2	0	0	0	12.0	8	8	6	0	1	5	0	9	0	1	.190	0	0	0	0	0	0	0
Hagadone	3-3	3.51	28	0	0	0	0	33.1	26	13	13	3	0	13	1	35	0	3	.213	0	0	0	0	0	0	0
Harper	3-2	3.88	37	0	0	0	3	46.1	42	21	20	5	1	21	0	45	0	0	.243	0	0	0	0	0	0	0
Hernandez	2-0	4.15	3	3	0	0	0	13.0	9	6	6	1	0	3	0	16	0	0	.191	0	0	0	0	0	0	0
Heston	2-1	3.41	6	6	1	1	0	31.2	26	12	12	2	2	11	0	28	0	0	.228	0	0	0	0	0	0	0
Hunter	3-0	3.05	8	2	0	0	0	20.2	23	8	7	1	4	4	0	14	0	0	.288	0	0	0	0	0	0	0
Hutchinson	0-1	10.80	1	0	0	0	0	1.2	3	2	2	1	0	1	0	1	0	0	.375	0	0	0	0	0	0	0
Iwakuma	0-1	18.00	1	1	0	0	0	2.0	4	4	4	1	0	2	0	3	0	0	.400	0	0	0	0	0	0	0
Kelly	1-1	5.74	15	0	0	0	0	15.2	14	10	10	1	0	3	0	19	0	1	.226	0	0	0	0	0	0	0
Kerski	0-0	0.00	1	0	0	0	0	0.1	0	0	0	0	0	0	0	0	0	0	.000	0	0	0	0	0	0	0
Kiekhefer	3-3	4.47	49	0	0	0	3	44.1	53	27	22	3	2	19	0	42	0	1	.280	0	0	0	0	0	0	0
Kuzminsky	0-0	3.38	2	0	0	0	0	2.2	4	2	1	0	0	1	0	2	0	0	.164	0	0	0	0	0	0	0
Lawrence	2-4	3.08	11	7	1	0	0	57.1	50	26	26	7	1	10	0	67	0	0	.236	0	0	0	0	0	0	0
Light	1-2	5.34	20	0	0	0	0	28.2	28	17	17	2	4	19	0	14	0	6	.255	0	0	0	0	0	0	0
Lowe	3-4	6.23	32	0	0	0	1	39.0	49	31	27	6	1	20	1	37	0	1	.302	0	0	0	0	0	0	0
Machi	2-4	3.44	29	3	0	0	10	36.2	39	15	14	2	2	8	1	29	0	1								

2017 RAINIERS FIELDING

PITCHERS (53)

PLAYER	PCT	G	INN	PO	A	E	TC	DP
Altavilla	1.000	20	23.1	2	4	0	6	0
Aro	.750	25	42.2	1	2	1	4	0
Ash	1.000	1	3.2	0	2	0	2	0
Bannister	1.000	4	22.2	1	4	0	5	0
Bergman	1.000	16	86.0	6	8	0	14	2
Castellanos	1.000	2	4.1	0	1	0	1	0
Cishek	1.000	3	2.2	0	1	0	1	0
Cloyd	1.000	19	60.7	7	8	0	15	0
De Jong	1.000	15	84.0	7	3	0	10	0
Delaplaine	1.000	1	2.0	0	1	0	1	0
Evans	1.000	1	5.0	1	0	0	1	0
Fien	1.000	5	5.1	1	1	0	2	0
Frieri	--	7	12.0	0	0	0	0	0
Fry	--	1	2.0	0	0	0	0	0
Garton	.667	7	12.0	0	2	1	3	0
Gaviglio	.857	13	72.0	1	5	1	7	0
Gomez	1.000	5	5.2	1	2	0	3	0
Gonzales	--	2	12.0	0	0	0	0	0
Hagadone	1.000	28	33.1	2	3	0	5	0
Harper	1.000	37	46.1	6	7	0	13	0
Hernandez	1.000	3	13.0	1	1	0	2	0
Heston	1.000	6	31.2	1	4	0	5	1
Hunter	1.000	8	20.2	0	2	0	2	0
Hutchison	1.000	1	1.2	0	1	0	1	0
Iwakuma	--	1	2.0	0	0	0	0	0
Kelly	1.000	15	15.2	2	2	0	4	0
Kerski	1.000	1	0.1	0	1	0	1	0
Kiekhefer	.889	49	44.1	2	6	1	9	0
Kuzminsky	--	2	2.2	0	0	0	0	0
Lawrence	1.000	11	57.1	3	7	0	10	0
Light	.750	20	28.2	4	2	2	8	1
Low	.800	32	39.0	3	1	1	5	0
Machi	.857	29	36.2	1	5	1	7	0
Marshall	.800	13	21.2	2	2	1	5	0
Martin	1.000	20	56.2	1	3	0	4	0
Moore	1.000	15	75.0	5	2	0	7	0
Muno	--	1	0.1	0	0	0	0	0
Overton	1.000	7	27.0	1	1	0	2	0
Paiez	1.000	3	7.0	1	2	0	3	1
Pagan	1.000	23	31.2	2	1	0	3	0
Pineda	--	1	0.2	0	0	0	0	0
Povse	.714	13	31.2	2	3	2	7	0
Ratliff	--	2	3.0	0	0	0	0	0
Ridings	1.000	1	2.0	1	1	0	2	1
Rivera	1.000	1	1.0	1	0	0	1	0
Scribner	--	3	3.0	0	0	0	0	0
Shank	1.000	2	2.0	0	1	0	1	0
Simmons	1.000	9	7.1	1	0	0	1	0
Unsworth	--	2	8.2	0	0	0	0	0
Vieira	1.000	12	17.2	0	2	0	2	0
Weber	1.000	6	31.2	1	6	0	7	0
Whalen	1.000	10	53.1	1	6	0	7	0
Zych	1.000	2	1.1	1	0	0	1	0
TOTALS	.945	142	1213.2	73	116	11	200	97

CATCHER (6)

PLAYER	PCT	G	INN	PO	A	E	TC	DP	PB
Baron	.995	51	415.0	359	21	2	382	2	4
Capriata	1.000	3	18.0	11	3	0	14	0	0
Gosewisch	.993	73	586.2	555	37	4	596	4	2
Marjama	.969	14	120.0	120	4	4	128	1	2
Scott	1.000	3	18.0	10	1	0	11	0	0
Zunino	1.000	7	56.0	43	6	0	49	0	0
TOTALS	.992	142	1213.2	1098	72	10	1180	97	

FIRST BASE (10)

PLAYER	PCT	G	INN	PO	A	E	TC	DP
Gosewisch	1.000	4	13.0	12	2	0	14	2
Marjama	1.000	1	9.0	7	0	0	7	0
Motter	1.000	2	18.0	18	1	0	19	2
O'Malley	1.000	1	8.0	6	0	0	6	0
Peterson	.995	51	419.0	415	17	2	434	33
Pizzano	1.000	1	9.0	8	1	0	9	0
Shank	1.000	3	24.0	27	3	0	30	4
Vogelbach	.986	81	695.2	576	45	9	630	42
Waldrop	1.000	1	9.0	7	2	0	9	0
Wong	1.000	1	9.0	6	0	0	6	1
TOTALS	.991	142	1213.2	1082	71	11	1164	97

SECOND BASE (10)

PLAYER	PCT	G	INN	PO	A	E	TC	DP
Beckham	.974	63	525.0	104	155	7	266	32
Freeman	1.000	9	67.1	14	21	0	35	5
Motter	1.000	1	8.0	1	1	0	2	0
Muno	.945	17	135.0	18	34	3	55	7
O'Malley	.978	7	67.0	18	26	1	45	2
Rosa	1.000	4	36.0	8	13	0	21	6
Shank	1.000	34	277.2	50	84	0	134	11
Smith	1.000	4	32.0	4	8	0	12	1
Wawoe	1.000	2	16.0	2	8	0	10	1
Wong	.969	6	49.2	9	22	1	32	5
TOTALS	.980	142	1213.2	228	372	12	612	97

THIRD BASE (10)

PLAYER	PCT	G	INN	PO	A	E	TC	DP
Beckham	.938	7	56.1	3	12	1	16	0
Freeman	.950	6	51.0	3	16	1	20	2
Mejias-Brean	.964	19	158.0	11	43	2	56	5
Motter	.857	2	17.0	1	5	1	7	0
Muno	.936	50	437.2	38	79	8	125	11
O'Malley	1.000	2	17.0	1	0	0	1	0
Peterson	.938	43	350.0	33	57	6	96	5
Shank	.914	12	96.0	9	23	3	35	2
Smith	1.000	1	6.0	1	1	0	2	0
Taylor	1.000	3	24.2	2	2	0	4	1
TOTALS	.939	142	1213.2	102	238	22	362	97

SHORTSTOP (11)

PLAYER	PCT	G	INN	PO	A	E	TC	DP
Ascanio	.889	3	19.0	2	6	1	9	0
Beckham	1.000	3	24.0	2	7	0	9	0
Helder	.950	5	40.2	4	15	1	20	3
Jackson	.853	15	122.2	10	19	5	34	3
Motter	.974	19	171.0	24	52	2	78	10
O'Malley	1.000	8	62.1	11	15	0	26	2
Santa	1.000	2	17.0	1	5	0	6	1
Segura	--	2	14.0	0	0	0	0	0
Shank	.889	4	31.2	6	10	2	18	1
Smith	.974	79	668.1	84	215	8	307	35
Wong	1.000	5	43.0	5	7	0	12	0
TOTALS	.963	142	1213.2	149	351	19	519	97

OUTFIELD (19)

PLAYER	PCT	G	INN	PO	A	E	TC	DP
Aplin	.979	44	352.1	89	4	2	95	1
Gamel	1.000	19	145.1	26	0	0	26	0
Gosewisch	1.000	1	5.0	1	0	0	1	0
Grebeck	1.000	4	32.2	5	1	0	6	0
Haniger	.909	6	44.0	9	1	1	11	1
Hernandez	.750	3	14.0	3	0	1	4	0
Kiekhefer	--	2	4.0	0	0	0	0	0
Martin	.979	82	669.2	219	9	5	233	1
Miller	1.000	41	359.0	104	2	0	106	1
Motter	1.000	1	9.0	2	0	0	2	0
Muno	1.000	16	124.2	24	2	0	26	1
O'Malley	--	1	2.0	0	0	0	0	0
O'Neill	.980	82	686.2	148	1	3	152	0
Peterson	1.000	1	6.0	1	0	0	1	0
Pizzano	.893	18	139.0	25	0	3	28	0
Powell	.975	57	470.1	113	2	3	118	0
Ramsey	--	1	0.1	0	0	0	0	0
Shank	.977	62	474.0	121	5	3	129	3
Waldrop	.905	12	103.0	19	2	2	21	0
TOTALS	.976	142	3641.0	909	27	23	959	97

FRONT OFFICE

CHENEY STADIUM

COACHES/STAFF

2018 RAINIERS

2017 SEASON REVIEW

OPPONENTS

HISTORY & RECORDS

MEDIA & MISC.

MONTHLY BATTING AND PITCHING TOTALS

APRIL

BATTERS	AVG	G	AB	R	H	2B	3B	HR	RBI	BB	SO	SB	CS	OBP	SLG	SF	SAC	E
Aplin, Andrew	.333	1	3	0	1	0	0	0	1	0	1	0	0	.500	.333	0	0	0
Baron, Steven	.250	7	20	1	5	0	0	1	4	1	5	0	0	.286	.400	0	0	1
Beckham, Gordon	.267	16	60	9	16	2	0	4	6	4	7	1	0	.333	.500	0	0	2
Freeman, Mike	.375	9	32	7	12	1	0	1	3	1	6	2	0	.394	.500	0	0	1
Gamel, Ben	.300	19	60	6	18	1	1	1	8	12	11	1	1	.427	.400	1	0	0
Gosewisch, Tuffy	.227	15	44	5	10	3	0	0	7	7	13	0	0	.340	.295	1	0	0
Martin, Leonys	.471	5	17	4	8	2	0	1	1	2	4	0	1	.526	.765	0	0	0
Muno, Danny	.250	1	4	0	1	0	0	0	1	0	0	0	0	.250	.250	0	0	0
O'Neill, Tyler	.174	23	86	9	15	4	1	3	8	10	24	4	1	.258	.349	1	0	2
Peterson, D.J.	.231	22	78	7	18	3	0	3	9	7	17	1	0	.294	.385	0	0	0
Pizzano, Dario	.173	18	52	7	9	1	0	1	4	5	8	1	0	.267	.250	1	0	0
Powell, Boog	.261	14	46	13	12	3	0	0	4	13	6	5	1	.424	.326	0	0	1
Rosa, Joseph	.000	3	10	0	0	0	0	0	0	0	0	0	0	.000	.000	0	0	0
Scott, Ryan	.125	4	8	0	1	0	0	0	0	1	3	0	0	.222	.125	0	0	0
Shank, Zach	.170	20	53	6	9	2	0	1	8	7	17	1	0	.286	.264	1	1	2
Smith, Tyler	.269	23	78	9	21	5	0	1	6	8	20	2	1	.337	.372	0	0	3
Vogelbach, Daniel	.288	17	59	6	17	3	0	2	14	9	15	1	0	.386	.441	1	0	0
Team Total	.244	23	710	89	173	30	2	19	84	87	157	19	5	.333	.372	6	1	13

PITCHERS	W-L	ERA	G	GS	CG	SHO	SV	IP	H	R	ER	HR	HB	BB	SO	BK	WP	OPP	AVG
Altavilla, Dan	0-0	4.91	3	0	0	0	0	3.2	5	2	2	0	0	2	5	0	0	0	.357
Ash, Brett	1-0	9.82	1	0	0	0	0	3.2	6	4	4	1	0	0	4	0	0	0	.353
Bergman, Christian	4-0	1.96	4	4	1	1	0	23.0	21	5	5	1	0	5	20	0	0	0	.244
Cishek, Steve	0-0	0.00	1	1	0	0	0	0.2	1	0	0	0	0	2	0	0	0	0	.500
De Jong, Chase	2-0	1.74	2	2	0	0	0	10.1	7	2	2	2	0	5	10	0	0	0	.189
Fien, Casey	0-0	2.08	4	0	0	0	1	4.1	4	1	1	0	0	0	3	0	1	0	1.200
Fry, Paul	0-1	18.00	1	0	0	0	0	2.0	6	4	4	0	0	1	1	0	0	0	.500
Gaviglio, Sam	1-3	3.96	4	4	1	0	0	25.0	28	11	11	2	1	3	11	0	1	0	1.289
Hagadone, Nick	0-1	5.87	7	0	0	0	0	7.2	8	5	5	2	0	2	11	0	0	0	.267
Harper, Ryne	0-0	2.00	7	0	0	0	0	9.0	7	2	2	1	0	7	13	0	0	0	.219
Heston, Chris	2-0	2.38	4	4	1	1	0	22.2	19	6	6	1	1	6	24	0	0	0	.232
Kiekhefer, Dean	0-0	0.00	8	0	0	0	2	5.1	1	0	0	0	1	4	5	0	0	0	.063
Lawrence, Casey	0-1	5.40	1	0	0	0	0	6.2	8	4	4	2	0	0	6	0	0	0	.296
Lowe, Mark	1-1	9.39	8	0	0	0	1	7.2	14	10	8	0	0	4	7	0	1	0	1.389
Machi, Jean	1-0	0.00	8	0	0	0	4	8.0	7	0	0	0	0	1	4	0	0	0	.259
Marshall, Evan	0-0	0.00	2	0	0	0	0	1.2	2	0	0	0	0	0	3	0	0	0	.250
Overton, Dillon	1-0	8.44	2	1	0	0	0	5.1	7	5	5	2	2	2	7	0	1	0	1.304
Pagan, Emilio	0-0	3.27	6	0	0	0	1	11.0	5	4	4	0	1	7	18	0	0	0	.139
Pineda, Rafael	0-1	67.50	1	1	0	0	0	0.2	5	5	5	1	0	1	1	0	0	0	.833
Povse, Max	0-0	18.00	1	0	0	0	0	1.0	4	2	2	0	0	0	0	0	0	0	.571
Unsworth, Dylan	0-1	3.12	2	2	0	0	0	8.2	10	3	3	0	1	2	4	0	0	0	.323
Weber, Ryan	1-0	0.48	4	3	0	0	0	18.2	10	1	1	0	0	0	13	0	0	0	.156
Zych, Tony	0-0	20.25	2	1	0	0	0	1.1	5	3	3	1	0	0	3	0	0	0	.556
Team Total	14-9	3.69	23	23	3	4	9	188.0	190	79	77	16	5	54	173	0	4	0	.264

FRONT OFFICE

CHENEY STADIUM

COACHES/STAFF

2018 RAINIERS

2017 SEASON REVIEW

OPPONENTS

HISTORY & RECORDS

MEDIA & MISC.

MONTHLY BATTING AND PITCHING TOTALS

MAY

BATTERS	AVG	G	AB	R	H	2B	3B	HR	RBI	BB	SO	SB	CS	OBP	SLG	SF	SAC	E
Aplin, Andrew	.238	5	21	2	5	2	0	1	3	1	2	0	1	.273	.476	0	0	1
Ascanio, Rayder	.000	3	9	0	0	0	0	0	0	0	1	0	0	.000	.000	0	0	1
Baron, Steven	.292	16	48	8	14	2	0	1	6	7	11	0	0	.382	.396	0	1	0
Capriata, Alexander	.000	1	1	0	0	0	0	0	0	1	0	0	0	.000	.000	0	0	0
Freeman, Mike	.321	7	28	5	9	2	1	0	6	6	4	0	0	.441	.464	0	0	0
Gosewisch, Tuffy	.160	7	25	1	4	1	0	0	1	3	0	0	0	.192	.200	0	0	0
Martin, Leonys	.250	28	116	17	29	6	2	3	10	10	23	5	0	.315	.414	0	0	1
Mejias-Brean, Seth	.271	19	70	15	19	6	1	1	7	7	13	1	0	.338	.429	0	0	2
Muno, Danny	.392	15	51	10	20	6	0	2	7	7	13	1	2	.466	.627	0	0	1
O'Neill, Tyler	.250	28	104	15	26	9	1	2	12	10	35	1	0	.313	.413	1	0	1
Peterson, D.J.	.245	27	102	9	25	4	1	3	18	4	21	2	1	.271	.392	1	0	2
Pizzano, Dario	.302	16	53	9	16	6	0	4	10	4	5	0	0	.351	.642	0	0	2
Powell, Boog	.333	9	27	9	9	2	0	0	5	7	1	2	2	.471	.407	0	1	0
Rosa, Joseph	.250	1	4	0	1	1	0	0	0	0	0	0	0	.250	.500	0	0	0
Shank, Zach	.278	21	72	10	20	5	3	1	12	5	22	3	0	.321	.472	1	2	0
Smith, Tyler	.250	28	96	10	24	3	0	4	12	11	20	1	3	.336	.406	1	1	4
Vogelbach, Daniel	.263	23	80	11	21	2	0	4	14	14	19	2	0	.372	.438	0	0	3
Zunino, Mike	.293	12	41	7	12	2	0	5	11	4	5	0	0	.356	.707	0	0	0
Team Total	.268	29	948	138	254	59	9	31	133	98	199	18	9	.337	.447	4	5	18

PITCHERS	W-L	ERA	G	GS	CG	SHO	SV	IP	H	R	ER	HR	HB	BB	SO	BK	WP	OPP AVG
Altavilla, Dan	0-0	0.00	1	0	0	0	0	2.0	0	0	0	0	0	0	2	0	0	.000
Bannister, Nathan	0-0	6.32	3	2	0	0	0	15.2	18	11	5	0	5	16	0	0	.286	
Bergman, Christian	1-0	3.00	1	1	0	0	0	6.0	5	2	2	0	1	4	0	0	.227	
Cishek, Steve	1-0	0.00	2	0	0	0	0	2.0	1	0	0	0	1	3	0	0	.143	
Cloyd, Tyler	1-0	1.10	4	4	0	0	0	16.1	10	3	2	0	0	14	0	0	.175	
De Jong, Chase	0-2	8.18	2	2	0	0	0	11.0	15	11	10	6	0	2	11	0	.313	
Fien, Casey	0-1	9.00	1	0	0	0	0	1.0	3	1	1	0	0	0	0	0	.600	
Gaviglio, Sam	1-0	1.17	1	1	0	0	0	7.2	3	1	1	0	1	0	5	0	.115	
Hagadone, Nick	2-1	3.21	11	0	0	0	0	14.0	10	5	5	1	0	5	10	0	.200	
Harper, Ryne	2-0	1.80	8	0	0	0	3	10.0	8	2	2	0	0	2	11	0	.229	
Heston, Chris	0-1	6.00	2	2	0	0	0	9.0	7	6	6	1	1	5	4	0	.219	
Hunter, Kyle	3-0	3.00	6	2	0	0	0	18.0	20	7	6	1	0	3	11	0	.286	
Kelly, Ryan	0-1	13.50	3	0	0	0	0	2.2	4	4	4	0	0	1	1	0	.333	
Kerski, Kody	0-0	0.00	1	0	0	0	0	0.1	0	0	0	0	0	0	0	0	.000	
Kiekhefer, Dean	0-1	5.19	11	0	0	0	1	8.2	10	5	5	1	1	5	8	0	.278	
Lawrence, Casey	0-0	9.00	1	0	0	0	0	1.0	1	1	1	0	0	0	1	0	.200	
Lowe, Mark	1-1	6.10	10	0	0	0	0	10.1	11	7	7	1	1	6	8	0	.268	
Machi, Jean	1-0	1.29	5	1	0	0	2	7.0	2	1	1	0	0	1	9	0	.087	
Marshall, Evan	0-0	0.00	2	0	0	0	1	2.2	2	0	0	0	0	0	3	0	.200	
Moore, Andrew	2-0	3.03	5	5	0	0	0	32.2	23	11	11	4	1	6	27	0	.195	
Overton, Dillon	0-0	4.00	2	2	0	0	0	9.0	10	4	4	1	0	1	7	0	.278	
Paez, Paul	0-1	1.29	3	1	0	0	0	7.0	2	2	1	0	0	1	4	0	.091	
Pagan, Emilio	1-1	6.43	6	0	0	0	1	7.0	9	5	5	0	1	0	3	0	.290	
Ratliff, Lane	0-0	9.00	2	0	0	0	0	3.0	3	3	3	1	1	3	2	0	.250	
Ridings, Steven	0-0	13.50	1	0	0	0	0	2.0	5	3	3	0	1	0	1	0	.556	
Rivera, Michael	0-0	36.00	1	0	0	0	0	1.0	5	4	4	0	0	0	0	0	.625	
Weber, Ryan	1-0	1.38	2	2	0	0	0	13.0	10	2	2	1	1	4	6	0	.213	
Whalen, Rob	0-2	4.09	4	4	1	0	0	22.0	20	11	10	0	1	10	18	0	.235	
Team Total	17-12	3.98	29	29	1	4	8	242.0	217	112	107	23	11	62	189	0	5	.237

FRONT OFFICE

CHENEY STADIUM

COACHES/STAFF

2018 RAINIERS

2017 SEASON REVIEW

OPPONENTS

HISTORY & RECORDS

MEDIA & MISC.

MONTHLY BATTING AND PITCHING TOTALS

JUNE

BATTERS	AVG	G	AB	R	H	2B	3B	HR	RBI	BB	SO	SB	CS	OBP	SLG	SF	SAC	E
Aplin, Andrew	.263	20	57	11	15	4	1	3	11	12	13	0	1	.391	.526	0	0	1
Baron, Steven	.256	14	43	3	11	0	0	0	2	3	13	0	0	.319	.256	0	0	0
Beckham, Gordon	.228	14	57	6	13	4	0	0	5	2	7	0	0	.254	.298	0	0	0
Gosewisch, Tuffy	.270	20	63	7	17	8	0	1	10	8	14	0	0	.385	.444	1	1	2
Haniger, Mitch	.333	5	18	3	6	1	0	1	2	3	0	0	0	.455	.556	0	0	0
Helder, Eugene	.143	2	7	1	1	0	1	0	1	0	0	0	0	.143	.429	0	0	0
Hernandez, Braynan	.400	3	5	0	2	0	0	0	0	0	0	1	0	.400	.400	0	1	1
Hernandez, Ryan	.229	15	48	3	11	2	0	0	6	4	11	0	1	.302	.271	0	0	5
Jartin, Leonys	.327	27	110	23	36	7	1	5	10	7	29	11	0	.370	.545	1	0	1
Muno, Danny	.263	19	57	9	15	2	0	2	8	11	18	1	2	.377	.404	1	0	2
O'Neill, Tyler	.250	26	96	15	24	6	0	6	19	16	26	2	1	.363	.500	0	0	0
Peterson, D.J.	.283	28	106	19	30	3	0	3	16	12	19	3	0	.350	.396	2	0	4
Powell, Boog	.371	17	62	11	23	3	1	3	11	4	9	2	2	.397	.597	2	0	1
Segura, Jean	.125	2	8	2	1	0	0	0	0	0	2	0	0	.125	.125	0	0	0
Shank, Zach	.247	22	85	8	21	5	1	0	12	6	14	4	2	.287	.329	3	0	2
Smith, Tyler	.188	9	32	3	6	2	0	0	3	6	6	0	0	.308	.251	1	0	0
Vogelbach, Daniel	.301	27	103	13	31	4	0	3	16	18	18	0	0	.398	.427	2	0	2
Team Total	.275	28	957	137	263	51	5	27	132	112	200	24	9	.351	.423	13	2	21

PITCHERS	W-L	ERA	G	GS	CG	SHO	SV	IP	H	R	ER	HR	HB	BB	SO	BK	WP	OPP AVG
Aro, Jonathan	2-0	4.50	10	0	0	0	0	18.0	15	10	9	4	1	4	19	0	0	.231
Bergman, Christian	0-0	4.76	2	2	0	0	0	11.1	10	6	6	1	0	6	9	0	0	.233
Cloyd, Tyler	0-0	2.57	2	2	0	0	0	7.0	5	2	2	0	0	4	3	0	0	.192
De Jong, Chase	1-1	6.75	4	4	0	0	0	22.2	31	17	17	7	3	6	17	0	0	.330
Hagadone, Nick	1-1	2.53	9	0	0	0	0	10.2	7	3	3	0	0	6	12	0	2	.179
Harper, Ryne	1-2	4.70	9	0	0	0	0	7.2	9	5	4	1	0	4	10	0	0	.290
Hernandez, Felix	2-0	4.15	3	3	0	0	0	13.0	9	6	6	1	0	3	16	0	0	.191
Hunter, Kyle	0-0	0.00	1	0	0	0	0	1.0	0	0	0	0	0	1	2	0	0	.000
Iwakuma, Hisashi	0-1	18.00	1	1	0	0	0	2.0	4	4	4	1	0	2	3	0	0	.400
Kelly, Ryan	0-0	6.00	7	0	0	0	0	6.0	5	4	4	0	0	1	7	0	1	.208
Kiekhefer, Dean	0-0	6.10	10	0	0	0	0	10.1	11	7	7	1	0	3	9	0	1	.275
Lawrence, Casey	1-0	4.79	5	3	0	0	0	20.2	17	11	11	2	1	8	16	0	0	.221
Light, Pat	0-1	32.40	3	0	0	0	0	1.2	2	6	6	1	1	4	0	0	0	2.400
Lowe, Mark	0-2	7.11	9	0	0	0	0	12.2	17	12	10	4	0	9	13	0	0	.315
Machi, Jean	0-3	6.00	11	0	0	0	3	12.0	17	9	8	1	2	5	9	0	1	.340
Martin, Cody	0-0	4.96	7	1	0	0	1	16.1	19	9	9	3	0	7	16	0	1	.297
Moore, Andrew	1-1	3.10	4	4	0	0	0	20.1	19	8	7	1	0	2	21	0	0	.241
Overton, Dillon	0-2	13.50	3	3	0	0	0	12.2	17	19	19	6	0	9	8	0	1	.315
Pagan, Emilio	1-0	0.00	10	0	0	0	2	12.2	5	0	0	0	0	1	14	0	0	.122
Whalen, Rob	0-4	8.20	5	5	0	0	0	26.1	33	28	24	7	2	9	24	0	2	.311
Team Total	10-18	5.73	28	28	0	3	6	245.0	252	166	156	41	10	94	228	0	11	.265

JULY

BATTERS	AVG	G	AB	R	H	2B	3B	HR	RBI	BB	SO	SB	CS	OBP	SLG	SF	SAC	E
Aplin, Andrew	.235	6	17	3	4	0	0	1	4	4	3	2	0	.381	.412	0	0	0
Baron, Steven	.256	14	43	4	11	4	0	0	5	8	10	0	0	.365	.349	1	0	1
Beckham, Gordon	.294	29	119	13	35	4	0	3	17	7	27	1	1	.344	.403	0	0	2
Gosewisch, Tuffy	.225	20	71	9	16	6	0	3	11	10	21	0	0	.325	.437	1	0	0
Martin, Leonys	.340	24	103	18	35	9	2	2	18	2	31	8	4	.346	.524	2	0	1
Miller, Ian	.439	10	41	8	18	1	1	0	3	1	4	2	0	.465	.512	0	0	0
Motter, Taylor	.344	8	32	5	11	2	0	0	5	5	3	3	2	.421	.406	1	0	2
Muno, Danny	.254	23	71	14	18	2	0	2	5	16	27	5	1	.398	.366	0	0	4
O'Neill, Tyler	.317	16	63	15	20	2	0	8	17	8	23	2	0	.394	.730	0	0	0
Peterson, D.J.	.292	26	96	12	28	7	1	3	11	9	18	0	1	.367	.479	1	0	2
Pizzano, Dario	.000	2	8	0	0	0	0	0	0	1	1	0	0	.111	.000	0	0	0
Powell, Boog	.352	14	54	10	19	0	1	2	10	4	8	1	0	.390	.500	1	0	1
Shank, Zach	.183	24	71	9	13	2	0	0	5	8	18	3	0	.280	.211	1	1	2
Smith, Tyler	.215	24	79	12	17	3	0	1	7	12	19	1	1	.326	.291	1	0	1
Vogelbach, Daniel	.327	29	113	18	37	9	0	5	22	16	23	0	1	.408	.540	1	0	2
Team Total	.287	29	982	150	282	51	5	30	140	111	237	28	11	.363	.441	9	3	22

PITCHERS	W-L	ERA	G	GS	CG	SHO	SV	IP	H	R	ER	HR	HB	BB	SO	BK	WP	OPP AVG
Altavilla, Dan	0-0	1.29	8	0	0	0	4	7.0	5	1	1	1	0	5	12	0	0	.192
Aro, Jonathan	3-0	1.98	7	1	0	0	0	13.2	8	3	3	0	0	4	21	0	0	.174
Bergman, Christian	3-2	7.07	5	5	0	0	0	28.0	38	22	22	2	0	3	19	0	1	.314
Cloyd, Tyler	0-1	14.81	5	2	0	0	1	10.1	21	19	17	3	1	6	11	0	1	.404
De Jong, Chase	0-3	6.35	6	6	0	0	0	34.0	40	27	24	3	1	12	22	0	5	.288
Gaviglio, Sam	1-1	3.71	3	3	0	0	0	17.0	14	9	7	1	0	4	15	0	0	.219
Gonzales, Marco	2-0	4.50	2	2	0	0	0	12.0	8	8	6	0	1	5	9	0	1	.190
Hagadone, Nick	0-0	0.00	1	0	0	0	0	1.0	1	0	0	0	0	0	2	0	0	.333
Harper, Ryne	0-0	5.25	8	0	0	0	0	12.0	10	7	7	3	1	4	7	0	0	.222
Hutchison, Austin	0-1	10.80	1	0	0	0	0	1.2	3	2	2	1	0	1	1	0	0	.375
Kelly, Ryan	1-0	2.57	5	0	0	0	0	7.0	5	2	2	1	0	1	11	0	0	.192
Kiekhefer, Dean	1-2	9.00	10	0	0	0	0	8.0	14	9	8	1	0	2	8	0	0	.359
Lawrence, Casey	1-3	3.10	4	4	1	1	0	29.0	24	10	10	3	2	2	18	0	0	.233
Light, Pat	0-0	3.12	6	0	0	0	0	8.2	7	3	3	1	2	6	3	0	2	.206
Lowe, Mark	1-0	2.16	5	0	0	0	0	8.1	7	2	2	1	0	1	9	0	0	.226
Machi, Jean	0-1	4.66	5	2	0	0	1	9.2	13	5	5	1	0	1	7	0	0	.333
Martin, Cody	0-0	2.81	6	3	0	0	0	16.0	15	5	5	3	1	3	23	0	0	.246
Pagan, Emilio	0-0	0.00	1	0	0	0	1	1.0	0	0	0	0	0	0	1	0	0	.000
Povse, Max	1-0	9.72	5	0	0	0	0	8.1	11	9	9	1	1	4	8	0	0	.324
Veira, Thyago	0-0	2.57	4	0	0	0	2	7.0	3	2	2	0	0	4	6	0	3	.130
Whalen, Rob	0-1	9.00	1	1	0	0	0	5.0	8	5	5	2	0	1	1	0	0	.348
Team Total	14-15	5.20	29	29	1	2	9	246.0	258	152	142	28	8	72	214	0	13	.266

FRONT OFFICE

CHENEY STADIUM

COACHES/STAFF

2018 RAINIERS

2017 SEASON REVIEW

OPPONENTS

HISTORY & RECORDS

MEDIA & MISC.

MONTHLY BATTING AND PITCHING TOTALS

AUGUST

BATTERS	AVG	G	AB	R	H	2B	3B	HR	RBI	BB	SO	SB	CS	OBP	SLG	SF	SAC	E
Aplin, Andrew	.184	11	38	5	7	1	1	0	3	5	11	2	0	.279	.263	0	0	0
Baron, Steven	.100	3	10	0	1	0	0	0	0	1	3	0	0	.182	.100	0	0	0
Beckham, Gordon	.253	23	87	9	22	6	0	2	17	7	15	1	1	.309	.391	2	0	4
Gosewisch, Tuffy	.206	21	68	4	14	3	0	0	4	3	15	1	0	.267	.250	1	1	2
Haniger, Mitch	.190	6	21	3	4	1	0	2	4	4	4	0	0	.308	.524	1	0	1
Marjama, Mike	.167	21	78	5	13	3	1	3	12	7	15	0	0	.244	.346	0	0	4
Martin, Leonys	.143	4	14	1	2	0	0	0	0	0	2	1	1	.200	.143	0	0	2
Miller, Ian	.221	28	113	13	25	3	1	0	3	4	25	10	1	.254	.265	0	2	0
Motter, Taylor	.353	17	68	19	24	4	1	7	13	9	9	3	1	.430	.750	1	0	1
Muno, Danny	.242	29	99	13	24	9	1	2	12	17	29	4	2	.359	.414	0	0	4
O'Malley, Shawn	.219	19	73	8	16	3	0	1	5	4	14	0	1	.266	.301	1	0	1
Pizzano, Dario	.259	8	27	0	7	1	1	0	2	1	5	0	0	.310	.370	0	0	1
Powell, Boog	.412	4	17	3	7	1	0	1	3	0	3	1	0	.444	.647	0	0	0
Santa, Kevin	.286	2	7	1	2	1	0	0	0	1	2	0	0	.375	.429	0	0	1
Shank, Zach	.167	24	72	6	12	3	1	0	6	5	22	2	0	.218	.236	1	2	2
Vogelbach, Daniel	.258	27	97	16	25	7	0	3	17	18	21	0	0	.371	.423	1	0	2
Waldrop, Kyle	.220	13	41	5	9	2	0	0	6	7	10	0	0	.327	.268	1	0	2
Wawoe, Gianfranco	.000	2	6	0	0	0	0	0	0	0	1	0	0	.000	.000	0	0	0
Wong, Joey	.174	8	23	4	4	1	0	0	1	3	4	4	0	.296	.348	0	0	0
Team Total	.227	29	959	115	218	49	7	22	110	97	210	25	7	.304	.362	9	5	32

OPP

PITCHERS	W-L	ERA	G	GS	CG	SHO	SV	IP	H	R	ER	HR	HB	BB	SO	BK	WP	AVG
Altavilla, Dan	2-0	0.84	8	0	0	0	2	10.2	7	1	1	0	1	8	17	0	2	.189
Aro, Jonathan	1-0	2.25	6	0	0	0	0	8.0	6	2	2	1	0	3	6	0	0	.200
Bannister, Nathan	1-0	0.00	1	1	0	0	0	7.0	5	0	0	0	0	0	2	0	0	.192
Bergman, Christian	1-2	8.15	4	4	0	0	0	17.2	28	18	16	3	1	3	11	0	0	.341
Castellanos, Chris	0-1	27.00	1	0	0	0	0	1.0	4	3	3	0	0	0	2	0	0	.571
Cloyd, Tyler	0-0	7.06	7	5	0	0	0	21.2	25	17	17	5	0	7	17	0	0	.278
De Jong, Chase	0-0	4.50	1	1	0	0	0	6.0	6	4	3	0	0	2	1	0	0	.273
Evans, Bryan	0-0	1.80	1	1	0	0	0	5.0	5	1	1	0	0	1	8	0	0	.263
Frieri, Ernesto	1-1	4.35	6	0	0	0	0	10.1	7	5	5	0	0	7	16	0	0	.194
Garton, Ryan	0-2	6.00	7	0	0	0	0	12.0	11	11	8	0	2	8	15	1	2	.234
Gaviglio, Sam	0-2	4.84	5	5	0	0	0	22.1	27	14	12	2	3	5	26	0	0	.297
Gomez, Jeanmar	1-0	1.59	5	0	0	0	1	5.2	3	1	1	1	0	2	4	0	0	.143
Harper, Ryne	0-0	6.75	4	0	0	0	0	6.2	8	5	5	0	0	3	3	0	0	.296
Hunter, Kyle	0-0	5.40	1	0	0	0	0	1.2	3	1	1	0	0	0	1	0	0	.429
Kiekhefer, Dean	2-0	1.50	10	0	0	0	0	12.0	17	6	2	0	0	5	12	0	0	.327
Kuzminsky, Scott	0-0	9.00	1	0	0	0	0	1.0	3	2	1	0	0	0	2	0	0	.500
Light, Pat	1-1	3.93	10	0	0	0	0	18.1	18	8	8	0	1	8	11	0	2	.257
Marshall, Evan	1-0	6.14	8	1	0	0	0	14.2	22	12	10	4	0	6	18	0	1	.344
Martin, Cody	0-2	4.66	6	2	0	0	0	19.1	20	11	10	1	4	3	23	0	1	.267
Moore, Andrew	0-3	4.50	6	5	0	0	0	22.0	26	11	11	4	1	5	18	0	1	.286
Povse, Max	0-4	5.00	6	4	0	0	0	18.0	15	11	10	2	1	8	19	0	0	.224
Scribner, Evan	0-0	0.00	1	0	0	0	0	1.0	0	0	0	0	0	0	1	0	0	.000
Simmons, Shae	0-0	3.68	9	0	0	0	0	7.1	5	4	3	1	0	6	6	0	1	.192
Vieira, Thyago	0-0	5.59	7	0	0	0	0	9.2	14	6	6	0	1	3	5	1	5	.333
Team Total	11-18	4.71	29	29	0	0	3	260.0	286	154	136	24	15	93	245	2	16	.274

SEPTEMBER

BATTERS	AVG	G	AB	R	H	2B	3B	HR	RBI	BB	SO	SB	CS	OBP	SLG	SF	SAC	E
Aplin, Andrew	.333	4	12	0	4	1	0	0	3	4	2	0	0	.500	.417	0	0	0
Beckham, Gordon	.000	1	5	0	0	0	0	0	0	0	2	0	0	.000	.000	0	0	0
Capriata, Alexander	.333	2	6	0	2	0	0	0	0	1	0	1	0	.429	.333	0	0	0
Gosewisch, Tuffy	.375	2	8	1	3	1	0	0	1	0	2	0	0	.375	.500	0	0	0
Grebeck, Austin	.200	4	15	2	3	0	0	1	1	0	4	0	1	.200	.400	0	0	0
Helder, Eugene	.182	3	11	1	2	0	0	0	0	0	2	0	0	.182	.182	0	0	1
Miller, Ian	.143	3	14	1	2	0	0	0	0	0	4	1	0	.143	.143	0	0	0
Muno, Danny	.182	3	11	1	2	1	0	0	0	2	4	1	1	.308	.273	0	0	0
O'Malley, Shawn	.000	1	5	0	0	0	0	0	0	0	3	0	0	.000	.000	0	0	0
Shank, Zach	.267	4	15	2	4	1	0	0	0	2	1	1	0	.353	.333	0	0	0
Taylor, Logan	.182	3	11	1	2	0	0	1	3	0	2	0	1	.182	.455	0	0	0
Vogelbach, Daniel	.286	2	7	1	2	0	0	0	1	2	0	0	0	.375	.286	0	0	0
Wong, Joey	.308	4	13	0	4	0	0	0	2	2	2	0	0	.400	.308	0	0	1
Team Total	.226	4	133	10	30	4	0	2	10	12	30	4	3	.290	.301	0	2	2

OPP

PITCHERS	W-L	ERA	G	GS	CG	SHO	SV	IP	H	R	ER	HR	HB	BB	SO	BK	WP	AVG
Aro, Jonathan	0-1	3.00	2	0	0	0	0	3.0	2	1	1	0	0	0	2	0	0	.182
Castellanos, Chris	0-1	8.10	1	1	0	0	0	3.1	4	3	3	1	0	1	1	0	0	.286
Cloyd, Tyler	0-0	0.00	1	1	0	0	0	5.0	3	0	0	0	0	3	0	0	0	.167
Delaplaine, Sam	0-0	4.50	1	0	0	0	0	2.0	3	1	1	0	0	1	3	0	0	.333
Frieri, Ernesto	0-1	10.80	1	0	0	0	0	1.2	2	2	2	1	0	2	2	0	0	.286
Harper, Ryne	0-0	0.00	1	0	0	0	0	1.0	0	0	0	0	0	1	1	0	0	.000
Kuzminsky, Scott	0-0	0.00	1	0	0	0	0	1.2	1	0	0	0	0	1	0	0	0	.000
Light, Pat	0-0	--	1	0	0	0	0	0.0	1	0	0	0	0	1	0	0	0	1.000
Marshall, Evan	0-0	0.00	1	0	0	0	0	2.2	2	2	2	0	0	1	2	0	0	.250
Martin, Cody	0-0	3.60	1	1	0	0	0	5.0	5	2	2	0	0	1	5	0	0	.263
Povse, Max	0-0	10.38	1	1	0	0	0	4.1	11	6	5	0	0	0	2	0	0	.500
Scribner, Evan	0-0	0.00	2	0	0	0	0	2.0	0	0	0	0	0	0	2	0	0	.000
Vieira, Thyago	0-1	9.00	1	0	0	0	0	1.0	1	1	1	1	0	0	0	0	0	.250
Team Total	0-4	4.13	4	4	0	0	0	32.2	35	16	15	3	0	9	23	0	0	.276

FRONT OFFICE

CHENEY STADIUM

COACHES/STAFF

2018 RAINIERS

2017 SEASON REVIEW

OPPONENTS

HISTORY & RECORDS

MEDIA & MISC.

BATTING TOTALS VS. RIGHT-HANDED AND LEFT-HANDED PITCHERS

VS. RIGHT-HANDED PITCHING

PLAYER	AVG	G	AB	R	H	2B	3B	HR	RBI	BB	SO	SB	CS	SLG	OBP
Aplin, Andrew	.264	125	17	33	7	2	5	22	22	27	4	2		.472	.374
Ascanio, Rayder	.000	7	0	0	0	0	0	0	0	1	0	0		.000	.000
Baron, Steven	.275	120	14	33	5	0	2	13	15	30	0	0		.367	.360
Beckham, Gordon	.281	253	31	71	11	0	8	36	12	40	3	2		.419	.319
Capriata, Alexander	.333	6	0	2	0	0	0	0	1	1	1	0		.333	.429
Freeman, Mike	.349	43	10	15	3	1	1	7	7	5	2	0		.535	.440
Gamel, Ben	.280	50	6	14	1	1	1	6	11	8	0	1		.400	.419
Gosewisch, Tuffy	.202	218	14	44	12	0	3	23	16	59	1	0		.298	.270
Grebeck, Austin	.214	14	2	3	0	0	1	1	0	3	0	1		.429	.214
Haniger, Mitch	.200	25	4	5	1	0	3	6	6	5	0	0		.600	.344
Helder, Eugene	.118	17	1	2	0	0	0	0	0	2	0	0		.118	.118
Hernandez, Brayson	.000	2	0	0	0	0	0	0	0	0	0	0		.000	.000
Jackson, Ryan	.263	38	3	10	2	0	0	6	3	10	0	1		.316	.333
Marjama, Mike	.210	62	5	13	3	1	3	12	7	11	0	0		.435	.300
Martin, Leonys	.300	263	49	79	19	4	6	22	15	62	19	2		.471	.338
Mejias-Brean, Seth	.278	54	11	15	6	0	1	5	5	11	1	0		.444	.339
Miller, Ian	.235	136	16	32	4	1	0	5	5	28	12	0		.279	.273
Motter, Taylor	.329	82	17	27	5	1	4	11	8	11	4	3		.561	.387
Muno, Danny	.290	238	36	69	17	1	7	29	45	70	10	7		.458	.406
O'Malley, Shawn	.237	59	7	14	3	0	1	5	4	10	0	1		.339	.281
O'Neill, Tyler	.224	263	40	59	11	2	13	38	30	90	8	2		.430	.304
Peterson, D.J.	.261	284	31	74	10	1	10	46	23	61	4	2		.408	.315
Pizzano, Dario	.224	116	14	26	6	1	4	13	9	14	1	0		.397	.291
Powell, Boog	.360	161	37	58	7	1	6	29	19	18	11	5		.528	.424
Rosa, Joseph	.111	9	0	1	1	0	0	0	0	0	0	0		.222	.111
Santa, Kevin	.333	6	1	2	1	0	0	0	1	2	0	0		.500	.429
Scott, Ryan	.125	8	0	1	0	0	0	0	1	3	0	0		.125	.222
Segura, Jean	.167	6	1	1	0	0	0	0	0	2	0	0		.167	.167
Shank, Zach	.209	278	33	58	14	4	1	31	24	75	10	2		.299	.272
Smith, Tyler	.251	203	21	51	10	0	3	19	26	47	2	2		.345	.339
Taylor, Logan	.222	9	1	2	0	0	1	3	0	2	0	0		.556	.222
Vogelbach, Daniel	.310	335	60	104	19	0	15	70	66	69	2	1		.501	.420
Waldrop, Kyle	.273	33	5	9	2	0	0	6	7	8	0	0		.333	.390
Wawoe, Gianfranco	.000	6	0	0	0	0	0	0	0	1	0	0		.000	.000
Wong, Joey	.229	35	4	8	1	0	1	5	6	6	0	0		.343	.341
Zunino, Mike	.364	33	7	12	2	0	5	10	3	3	0	0		.879	.417
Team Total	.263	3598	498	947	183	21	105	479	397	796	95	34		.413	.338

VS. LEFT-HANDED PITCHING

PLAYER	AVG	G	AB	R	H	2B	3B	HR	RBI	BB	SO	SB	CS	SLG	OBP
Aplin, Andrew	.130	23	4	3	1	0	0	3	4	5	0	0		.174	.286
Ascanio, Rayder	.000	2	0	0	0	0	0	0	0	0	0	0		.000	.000
Baron, Steven	.205	44	2	9	1	0	0	4	5	12	0	0		.227	.280
Beckham, Gordon	.200	75	6	15	5	0	1	9	8	18	0	0		.307	.294
Capriata, Alexander	.000	1	0	0	0	0	0	0	0	0	0	0		.000	.000
Freeman, Mike	.353	17	2	6	0	0	0	2	0	5	0	0		.353	.353
Gamel, Ben	.400	10	0	4	0	0	0	2	1	3	1	0		.400	.462
Gosewisch, Tuffy	.328	61	13	20	10	0	1	10	13	9	0	0		.541	.453
Grebeck, Austin	.000	1	0	0	0	0	0	0	0	1	0	0		.000	.000
Haniger, Mitch	.357	14	2	5	1	0	0	0	1	0	0	0		.429	.438
Helder, Eugene	1.000	1	1	1	0	1	0	1	0	0	0	0		3.000	1.000
Hernandez, Brayson	.667	3	0	2	0	0	0	0	0	0	1	0		.667	.667
Jackson, Ryan	.100	10	0	1	0	0	0	0	1	1	0	0		.100	.182
Marjama, Mike	.000	16	0	0	0	0	0	0	0	4	0	0		.000	.000
Martin, Leonys	.320	97	14	31	5	1	5	17	6	27	6	4		.546	.368
Mejias-Brean, Seth	.250	16	4	4	0	1	0	2	2	2	0	0		.375	.333
Miller, Ian	.406	32	6	13	0	1	0	1	0	5	1	1		.469	.406
Motter, Taylor	.444	18	7	8	1	0	3	7	6	1	2	0		1.000	.583
Muno, Danny	.200	55	11	11	3	0	1	4	8	21	2	1		.309	.302
O'Malley, Shawn	.105	19	1	2	0	0	0	0	0	7	0	0		.105	.150
O'Neill, Tyler	.302	86	14	26	10	0	6	18	14	18	1	0		.628	.400
Peterson, D.J.	.276	98	16	27	7	1	2	8	9	14	2	0		.429	.345
Pizzano, Dario	.250	24	2	6	2	0	1	3	2	5	0	0		.458	.321
Powell, Boog	.267	45	9	12	2	1	0	4	9	9	0	0		.356	.389
Rosa, Joseph	.000	5	0	0	0	0	0	0	0	0	0	0		.000	.000
Santa, Kevin	.000	1	0	0	0	0	0	0	0	0	0	0		.000	.000
Segura, Jean	.000	2	1	0	0	0	0	0	0	0	0	0		.000	.000
Shank, Zach	.233	90	8	21	4	1	1	12	9	19	4	0		.333	.311
Smith, Tyler	.207	82	13	17	3	0	3	9	11	18	2	3		.354	.309
Taylor, Logan	.000	2	0	0	0	0	0	0	0	0	0	1		.000	.000
Vogelbach, Daniel	.234	124	5	29	6	0	2	13	10	29	1	0		.331	.291
Waldrop, Kyle	.000	8	0	0	0	0	0	0	0	2	0	0		.000	.000
Wong, Joey	.000	1	0	0	0	0	0	0	0	0	0	0		.000	.000
Zunino, Mike	.000	8	0	0	0	0	0	1	1	2	0	0		.000	.111
Team Total	.250	1091	141	273	61	7	26	130	120	237	23	10		.390	.331

FRONT OFFICE

CHENEY STADIUM

COACHES/STAFF

2018 RAINIERS

2017 SEASON REVIEW

OPPONENTS

HISTORY & RECORDS

MEDIA & MISC.

PITCHING TOTALS VS. RIGHT-HANDED HITTERS

VS. RIGHT-HANDED HITTING

PITCHER	W-L	ERA	IP	H	R	ER	HR	HB	BB	SO	WP	OPP AVG
Altavilla, Dan	-	1.20	15.0	9	2	2	0	1	4	23	0	.176
Aro, Jonathan	-	3.05	20.2	19	7	7	3	1	5	20	0	.247
Ash, Brett	-	13.50	2.0	3	3	3	1	0	0	3	0	.333
Bannister, Nathan	-	0.82	11.0	6	1	1	1	0	4	9	0	.154
Bergman, Christian	-	6.31	45.2	54	34	32	4	1	7	31	1	.286
Castellanos, Chris	-	15.00	3.0	7	5	5	1	0	1	2	0	.438
Cishek, Steve	-	---	0.0	2	0	0	0	0	0	0	0	1.000
Cloyd, Tyler	-	6.23	26.0	28	20	18	2	0	7	15	0	.259
De Jong, Chase	-	5.14	42.0	50	26	24	8	3	12	33	3	.287
Delaplaine, Sam	-	9.00	1.0	3	1	1	0	0	0	2	0	.500
Evans, Bryan	-	0.00	2.0	3	0	0	0	0	1	3	0	.375
Fien, Casey	-	0.00	4.1	4	0	0	0	0	0	2	0	.235
Frieri, Ernesto	-	5.40	5.0	6	3	3	1	0	4	9	0	.286
Fry, Paul	-	21.60	1.2	6	4	4	0	0	0	1	0	.545
Garton, Ryan	-	6.35	5.2	7	5	4	0	2	5	7	1	.304
Gaviglio, Sam	-	4.35	39.1	47	22	19	5	5	8	35	0	.294
Gomez, Jeanmar	-	0.00	3.0	1	0	0	0	0	0	3	0	.100
Gonzales, Marco	-	6.23	8.2	7	8	6	0	1	3	9	1	.219
Hagadone, Nick	-	2.18	20.2	9	5	5	1	0	7	18	2	.132
Harper, Ryne	-	5.00	27.0	28	15	15	4	0	14	29	0	.275
Hernandez, Felix	-	1.23	7.1	4	1	1	0	0	1	8	0	.154
Heston, Chris	-	2.82	22.1	14	7	7	1	1	8	21	0	.182
Hunter, Kyle	-	4.63	11.2	17	7	6	1	0	2	7	0	.354
Hutchison, Austin	-	9.00	1.0	1	1	1	0	0	0	0	0	.250
Iwakuma, Hisashi	-	13.50	0.2	1	1	1	0	0	1	1	0	.250
Kelly, Ryan	-	2.16	8.1	5	2	2	1	0	0	11	0	.161
Kerski, Kody	-	0.00	0.1	0	0	0	0	0	0	0	0	.000
Kiekhefer, Dean	-	5.40	16.2	28	12	10	1	1	7	8	0	.384
Kuzminsky, Scott	-	0.00	0.2	2	1	0	0	0	1	0	0	.500
Lawrence, Casey	-	3.26	30.1	24	11	11	3	1	4	20	0	.224
Light, Pat	-	6.14	14.2	12	10	10	1	4	8	5	5	.231
Lowe, Mark	-	5.87	23.0	32	18	15	3	1	11	30	1	.320
Machi, Jean	-	3.20	19.2	23	7	7	2	1	4	16	0	.307
Marshall, Evan	-	1.98	13.2	18	5	3	1	0	3	19	1	.316
Martin, Cody	-	6.23	26.0	32	19	18	6	2	3	31	1	.308
Moore, Andrew	-	3.58	37.2	32	16	15	5	2	8	33	0	.227
Overton, Dillon	-	11.88	16.2	21	22	22	8	0	5	10	1	.300
Paez, Paul	-	0.00	4.2	2	1	0	0	0	0	2	0	.125
Pagan, Emilio	-	1.33	20.1	11	3	3	0	1	6	26	0	.157
Pineda, Rafael	-	108.00	0.1	3	4	4	1	0	0	0	0	1.000
Povse, Max	-	5.50	18.0	16	13	11	1	2	4	12	0	.250
Ratliff, Lane	-	40.50	0.2	3	3	3	1	1	2	1	0	.600
Ridings, Steven	-	13.50	0.2	4	1	1	0	0	0	0	0	.800
Rivera, Michael	-	108.00	0.1	5	4	4	0	0	0	0	0	.833
Scribner, Evan	-	0.00	2.0	0	0	0	0	0	0	1	0	.000
Simmons, Shae	-	3.38	2.2	3	2	1	1	0	5	2	1	.273
Unsworth, Dylan	-	2.57	7.0	7	2	2	0	1	1	2	0	.292
Vieira, Thyago	-	2.61	10.1	6	3	3	0	1	3	6	5	.162
Weber, Ryan	-	1.42	19.0	16	3	3	1	1	3	11	0	.229
Whalen, Rob	-	5.84	24.2	29	18	16	3	2	11	19	2	.293
Zych, Tony	-	20.25	1.1	5	3	3	1	0	0	3	0	.556
Team Total	-	0.00	647.2	678	363		73	36	186	560	25	.268

FRONT
OFFICE

CHENEY
STADIUM

COACHES/STAFF

2018
RAINERS

2017 SEASON
REVIEW

OPPONENTS

HISTORY &
RECORDS

MEDIA &
MISC.

PITCHING TOTALS VS. LEFT-HANDED HITTERS

VS. LEFT-HANDED HITTING

PITCHER	W-L	ERA	IP	H	R	ER	HR	HB	BB	SO	WP	OPP AVG
Altavilla, Dan	-	2.16	8.1	8	2	2	1	0	11	13	2	.250
Aro, Jonathan	-	3.27	22.0	12	9	8	2	0	6	28	0	.160
Ash, Brett	-	5.40	1.2	3	1	1	0	0	0	1	0	.375
Bannister, Nathan	-	7.71	11.2	17	10	10	4	0	1	9	0	.340
Bergman, Christian	-	4.24	40.1	48	19	19	3	1	11	32	0	.291
Castellanos, Chris	-	6.75	1.1	1	1	1	0	0	0	1	0	.200
Cishek, Steve	-	0.00	2.2	0	0	0	0	0	3	3	0	.000
Cloyd, Tyler	-	5.24	34.1	36	21	20	6	1	10	33	1	.267
De Jong, Chase	-	6.86	42.0	49	35	32	10	1	15	28	2	.295
Delaplane, Sam	-	0.00	1.0	0	0	0	0	0	1	1	0	.000
Evans, Bryan	-	3.00	3.0	2	1	1	0	0	0	5	1	.182
Fien, Casey	-	18.00	1.0	3	2	2	0	0	0	1	1	.375
Frieri, Ernesto	-	5.14	7.0	3	4	4	0	0	5	9	0	.136
Fry, Paul	-	0.00	0.1	0	0	0	0	0	1	0	0	.000
Garton, Ryan	-	5.68	6.1	4	6	4	0	0	3	8	1	.167
Gaviglio, Sam	-	3.31	32.2	25	13	12	0	0	4	22	1	.212
Gomez, Jeanmar	-	3.38	2.2	2	1	1	1	0	2	1	0	.182
Gonzales, Marco	-	0.00	3.1	1	0	0	0	0	2	0	0	.100
Hagadone, Nick	-	5.68	12.2	17	8	8	2	0	6	17	1	.315
Harper, Ryne	-	2.33	19.1	14	6	5	1	1	7	16	0	.197
Hernandez, Felix	-	7.94	5.2	5	5	5	1	0	2	8	0	.238
Heston, Chris	-	4.82	9.1	12	5	5	1	1	3	7	0	.324
Hunter, Kyle	-	1.00	9.0	6	1	1	0	0	2	7	0	.188
Hutchison, Austin	-	13.50	0.2	2	1	1	1	0	1	1	0	.500
Iwakuma, Hisashi	-	20.25	1.1	3	3	3	1	0	1	2	0	.500
Kelly, Ryan	-	9.82	7.1	9	8	8	0	0	3	8	1	.290
Kiekhefer, Dean	-	3.90	27.2	25	15	12	2	1	12	34	1	.227
Kuzminsky, Scott	-	4.50	2.0	2	1	1	0	0	0	2	0	.286
Lawrence, Casey	-	5.00	27.0	26	15	15	4	0	6	21	0	.248
Light, Pat	-	4.50	14.0	16	7	7	1	0	11	9	1	.276
Lowe, Mark	-	6.75	16.0	17	13	12	3	0	9	7	0	.274
Machi, Jean	-	3.71	17.0	16	8	7	0	1	4	13	1	.250
Marshall, Evan	-	7.88	8.0	10	7	7	3	0	4	7	0	.303
Martin, Cody	-	2.35	30.2	27	8	8	1	3	11	36	1	.235
Moore, Andrew	-	3.38	37.1	36	14	14	4	0	5	33	1	.245
Overton, Dillon	-	5.23	10.1	13	6	6	1	0	7	12	1	.302
Paez, Paul	-	3.86	2.1	0	1	1	0	0	1	2	0	.000
Pagan, Emilio	-	4.76	11.1	8	6	6	0	1	2	10	0	.195
Pineda, Rafael	-	27.00	0.1	2	1	1	0	0	1	1	0	.667
Povse, Max	-	9.88	13.2	25	15	15	2	0	8	17	0	.379
Ratliff, Lane	-	0.00	2.1	0	0	0	0	0	1	1	0	.000
Ridings, Steven	-	13.50	1.1	1	2	2	0	1	0	1	1	.250
Rivera, Michael	-	0.00	0.2	0	0	0	0	0	0	0	0	.000
Scribner, Evan	-	0.00	1.0	0	0	0	0	0	0	2	0	.000
Simmons, Shae	-	3.86	4.2	2	2	2	0	0	1	4	0	.133
Unsworth, Dylan	-	5.40	1.2	3	1	1	0	0	1	2	0	.429
Vieira, Thyago	-	7.36	7.1	12	6	6	1	0	4	5	3	.375
Weber, Ryan	-	0.00	12.2	4	0	0	0	0	1	8	0	.098
Whalen, Rob	-	7.22	28.2	32	26	23	6	1	9	24	3	.278
Team Total	-	0.00	566.0	560	316		62	13	198	512	24	.255

FRONT
OFFICE

CHENEY
STADIUM

COACHES/STAFF

2018
RAINIERS

2017 SEASON
REVIEW

OPPONENTS

HISTORY &
RECORDS

MEDIA &
MISC.

HOME BATTING AND PITCHING TOTALS

HOME BATTING TOTALS

PLAYER	AVG	G	AB	R	H	2B	3B	HR	RBI	BB	SO	SB	CS	SLG	OBP	E
Aplin, Andrew	.224	23	76	15	17	4	2	3	13	11	20	2	0	.447	.322	1
Ascanio, Rayder	.000	2	6	0	0	0	0	0	0	0	0	0	0	.000	.000	1
Baron, Steven	.235	27	81	9	19	1	0	2	7	7	21	0	0	.321	.303	2
Beckham, Gordon	.248	42	161	17	40	10	0	3	20	14	32	2	2	.366	.315	4
Freeman, Mike	.321	8	28	8	9	1	0	1	4	6	4	2	0	.464	.441	1
Gamel, Ben	.273	7	22	3	6	1	0	1	2	4	6	0	1	.455	.370	0
Gosewisch, Tuffy	.234	42	128	13	30	10	0	2	17	17	25	0	0	.359	.340	0
Haniger, Mitch	.296	8	27	6	8	1	0	3	5	6	2	0	0	.667	.441	0
Hernandez, Brayson	.400	3	5	0	2	0	0	0	0	0	1	0	0	.400	.400	1
Jackson, Ryan	.167	10	30	1	5	1	0	0	3	4	8	0	0	.200	.286	1
Marjama, Mike	.185	15	54	4	10	2	1	2	10	6	12	0	0	.370	.279	3
Martin, Leony	.247	44	178	27	44	9	0	4	14	8	48	12	3	.365	.286	4
Mejias-Brean, Seth	.241	8	29	8	7	2	0	1	4	3	8	0	0	.414	.313	0
Miller, Ian	.250	22	88	12	22	4	2	0	2	2	17	7	0	.341	.275	0
Motter, Taylor	.245	13	53	11	13	2	0	5	7	6	8	2	2	.566	.333	1
Muno, Danny	.276	45	145	22	40	10	0	4	16	28	42	4	3	.428	.391	4
O'Malley, Shawn	.218	15	55	6	12	1	0	1	5	3	12	0	1	.291	.267	1
O'Neill, Tyler	.239	45	163	24	39	9	2	6	22	21	57	5	1	.429	.326	0
Peterson, D.J.	.288	49	177	22	51	9	0	5	28	15	31	5	1	.424	.338	5
Pizzano, Dario	.206	20	63	2	13	2	1	2	9	3	10	0	0	.365	.250	2
Powell, Boog	.374	33	115	29	43	6	2	4	24	16	13	8	4	.565	.440	1
Rosa, Joseph	.071	4	14	0	1	0	0	0	0	0	0	0	0	.143	.071	0
Segura, Jean	.125	2	8	2	1	0	0	0	0	0	2	0	0	.125	.125	0
Shank, Zach	.211	53	171	15	36	8	0	0	18	13	40	7	0	.257	.266	7
Smith, Tyler	.260	39	127	14	33	5	0	5	13	19	35	3	2	.417	.354	6
Vogelbach, Daniel	.270	62	226	31	61	14	0	9	42	38	56	2	1	.451	.372	3
Waldrop, Kyle	.182	11	33	5	6	2	0	0	6	6	8	0	0	.242	.300	2
Wong, Joey	.273	4	11	2	3	0	0	1	2	2	2	0	0	.545	.385	0
Zunino, Mike	.250	5	16	3	4	1	0	2	3	2	1	0	0	.688	.333	0
Team Total	.251	71	2290	311	575	116	10	66	296	260	520	62	21	.397	.329	57

HOME PITCHING TOTALS

PITCHERS	W-L	ERA	G	GS	CG	SHO	SV	IP	H	R	ER	HR	HB	BB	SO	WP	AVG
Altavilla, Dan	2-0	0.00	10	0	0	0	3	11.2	6	0	0	0	0	11	20	1	.158
Aro, Jonathan	3-0	3.79	12	0	0	0	0	19.0	18	9	8	2	0	7	23	0	.250
Bannister, Nathan	1-0	2.41	3	2	0	0	0	18.2	16	5	5	2	0	3	15	0	.229
Bergman, Christian	4-1	2.83	7	7	1	1	0	41.1	37	14	13	2	0	7	35	1	.231
Castellanos, Chris	0-1	27.00	1	0	0	0	0	1.0	4	3	3	0	0	0	2	0	.571
Cishek, Steve	1-0	0.00	2	0	0	0	0	2.0	1	0	0	0	0	1	3	0	.143
Cloyd, Tyler	1-1	3.99	8	7	0	0	0	29.1	26	14	13	5	0	7	23	1	.230
De Jong, Chase	2-1	4.63	8	8	0	0	0	46.2	49	27	24	8	1	16	32	1	.277
Evans, Bryan	0-0	1.80	1	1	0	0	0	5.0	5	1	1	0	0	1	8	1	.263
Fien, Casey	0-1	3.38	3	0	0	0	0	2.2	4	1	1	0	0	0	2	0	.333
Frieri, Ernesto	1-0	1.13	4	0	0	0	0	8.0	3	1	1	0	0	3	14	0	.111
Garton, Ryan	0-1	5.40	5	0	0	0	0	8.1	8	6	5	0	1	6	10	1	.258
Gaviglio, Sam	2-3	3.92	8	8	1	0	0	41.1	46	21	18	3	3	7	32	0	.280
Gomez, Jeanmar	1-0	0.00	3	0	0	0	1	3.1	0	0	0	0	0	1	4	0	.000
Gonzales, Marco	1-0	4.50	1	1	0	0	0	6.0	6	3	3	0	0	1	5	1	.250
Hagadone, Nick	2-2	2.84	15	0	0	0	0	19.0	10	6	6	1	0	6	23	2	.154
Harper, Ryne	1-1	6.08	18	0	0	0	1	23.2	23	16	16	4	1	11	24	0	.253
Hernandez, Felix	2-0	4.15	3	3	0	0	0	13.0	9	6	6	1	0	3	16	0	.191
Heston, Chris	2-0	0.00	2	2	1	1	0	12.2	6	0	0	0	1	3	11	0	.146
Hunter, Kyle	1-0	2.89	3	1	0	0	0	9.1	11	3	3	1	0	2	6	0	.306
Iwakuma, Hisashi	0-1	18.00	1	1	0	0	0	2.0	4	4	4	1	0	2	3	0	.400
Kelly, Ryan	0-1	6.75	7	0	0	0	0	6.2	5	5	5	1	0	2	7	0	.200
Kiekhfer, Dean	3-0	5.09	28	0	0	0	1	23.0	30	16	13	2	1	12	21	1	.309
Kuzminsky, Scott	0-0	9.00	1	0	0	0	0	1.0	3	2	1	0	0	0	2	0	.500
Lawrence, Casey	2-1	2.16	7	4	1	1	0	33.1	23	8	8	1	1	6	23	0	.195
Light, Pat	1-1	4.67	12	0	0	0	0	17.1	17	9	9	0	1	9	9	2	.250
Lowe, Mark	2-2	6.38	19	0	0	0	1	18.1	23	13	13	3	1	6	19	1	.307
Machi, Jean	0-3	5.19	15	1	0	0	6	17.1	21	10	10	2	0	6	13	1	.313
Marshall, Evan	0-0	5.84	8	0	0	0	0	12.1	17	10	8	3	0	5	17	1	.315
Martin, Cody	0-2	3.23	11	3	0	0	1	30.2	26	12	11	2	3	6	42	1	.226
Moore, Andrew	2-1	3.32	8	7	0	0	0	38.0	28	14	14	5	2	8	36	1	.200
Overton, Dillon	1-1	8.62	4	3	0	0	0	15.2	19	15	15	5	0	7	11	2	.297
Pagan, Emilio	1-0	0.53	13	0	0	0	5	17.0	3	1	1	0	1	2	23	0	.056
Poove, Max	0-3	5.28	6	3	0	0	0	15.1	14	10	9	1	1	6	17	0	.233
Ratliff, Lane	0-0	0.00	1	0	0	0	0	2.0	0	0	0	0	1	1	2	0	.000
Rivera, Michael	0-0	36.00	1	0	0	0	0	1.0	5	4	4	0	0	0	0	0	.625
Scribner, Evan	0-0	0.00	1	0	0	0	0	1.0	0	0	0	0	0	0	1	0	.000
Simmons, Shae	0-0	1.59	6	0	0	0	0	5.2	2	1	1	1	0	2	6	0	.111
Unsworth, Dylan	0-0	3.00	1	1	0	0	0	3.0	3	1	1	0	0	2	2	0	.300
Vieira, Thyago	0-0	5.40	6	0	0	0	0	8.1	11	5	5	0	0	2	5	0	.306
Weber, Ryan	2-0	0.53	3	3	0	0	0	17.0	9	1	1	0	1	1	11	0	.155
Whalen, Rob	0-2	5.54	5	5	0	0	0	26.0	28	16	16	3	2	11	24	1	.272
Team Total	41-30	3.90	71	71	4	10	20	634.0	579	293	275	59	22	192	602	25	.241

FRONT OFFICE

CHENEY STADIUM

COACHES/STAFF

2018 RAINIERS

2017 SEASON REVIEW

OPPONENTS

HISTORY & RECORDS

MEDIA & MISC.

ROAD BATTING AND PITCHING TOTALS

ROAD BATTING TOTALS																			
PLAYER	AVG	G	AB	R	H	2B	3B	HR	RBI	BB	SO	SB	CS	SLG	OBP	E			
Aplin, Andrew	.264	24	72	6	19	4	0	2	12	15	12	2	2	.403	.398	1			
Ascanio, Rayder	.000	1	3	0	0	0	0	0	0	0	1	0	0	.000	.000	0			
Baron, Steven	.277	27	83	7	23	5	0	0	10	13	21	0	0	.337	.371	0			
Beckham, Gordon	.275	41	167	20	46	6	0	6	25	6	26	1	0	.419	.311	4			
Capriata, Alexander	.286	3	7	0	2	0	0	0	0	1	1	1	0	.286	.375	0			
Freeman, Mike	.375	8	32	4	12	2	1	0	5	1	6	0	0	.500	.394	0			
Gamel, Ben	.316	12	38	3	12	0	1	0	6	8	5	1	0	.368	.458	0			
Gosewisch, Tuffy	.225	43	151	14	34	12	0	2	16	12	43	1	0	.344	.290	4			
Grebeck, Austin	.200	4	15	2	3	0	0	1	1	0	4	0	1	.400	.200	0			
Haniger, Mitch	.167	3	12	0	2	1	0	0	1	1	3	0	0	.250	.214	1			
Helder, Eugene	.167	5	18	2	3	0	1	0	1	0	2	0	0	.278	.167	1			
Jackson, Ryan	.333	5	18	2	6	1	0	0	3	0	3	0	1	.389	.333	4			
Marjama, Mike	.125	6	24	1	3	1	0	1	2	1	3	0	0	.292	.160	1			
Martin, Leonys	.363	44	182	36	66	15	5	7	25	13	41	13	3	.615	.405	1			
Mejias-Brean, Seth	.293	11	41	7	12	4	1	0	3	4	5	1	0	.439	.356	2			
Miller, Ian	.288	19	80	10	23	0	0	0	4	3	16	6	1	.288	.321	0			
Motter, Taylor	.468	12	47	13	22	4	1	2	11	8	4	4	1	.723	.526	2			
Muno, Danny	.270	45	148	25	40	10	1	4	17	25	49	8	5	.432	.383	7			
O'Malley, Shawn	.174	5	23	2	4	2	0	0	0	1	5	0	0	.261	.208	0			
O'Neill, Tyler	.247	48	186	30	46	12	0	13	34	23	51	4	1	.522	.330	3			
Peterson, D.J.	.244	54	205	25	50	8	2	7	26	17	44	1	1	.405	.310	3			
Pizzano, Dario	.247	24	77	14	19	6	0	3	7	8	9	1	0	.442	.333	1			
Powell, Boog	.297	25	91	17	27	3	0	2	9	12	14	3	1	.396	.385	2			
Santa, Kevin	.286	2	7	1	2	1	0	0	0	1	2	0	0	.429	.375	0			
Scott, Ryan	.125	4	8	0	1	0	0	0	0	1	3	0	0	.125	.222	0			
Shank, Zach	.218	62	197	26	43	10	5	2	25	20	54	7	2	.350	.295	1			
Smith, Tyler	.222	45	158	20	35	8	0	1	15	18	30	1	3	.291	.311	2			
Taylor, Logan	.182	3	11	1	2	0	0	1	3	0	2	0	1	.455	.182	0			
Vogelbach, Daniel	.309	63	233	34	72	11	0	8	41	38	42	1	0	.459	.404	6			
Waldrop, Kyle	.375	2	8	0	3	0	0	0	0	1	2	0	0	.375	.444	0			
Wawoe, Gianfranco	.000	2	6	0	0	0	0	0	0	0	1	0	0	.000	.000	0			
Wong, Joey	.200	8	25	2	5	1	0	0	3	4	4	0	0	.240	.310	1			
Zunino, Mike	.320	7	25	4	8	1	0	3	8	2	4	0	0	.720	.370	0			
Team Total	.269	71	2399	328	645	128	18	65	313	257	513	56	23	.419	.344	51			

ROAD PITCHING TOTALS																			
PITCHERS	W-L	ERA	G	GS	CG	SHO	SV	IP	H	R	ER	HR	HB	BB	SO	WP	OPP	AVG	
Altavilla, Dan	0-0	3.09	10	0	0	0	3	11.2	11	4	4	1	1	4	16	1	.244		
Aro, Jonathan	3-1	2.66	13	1	0	0	0	23.2	13	7	7	3	1	4	25	0	.163		
Ash, Brett	1-0	9.32	1	0	0	0	0	3.2	6	4	4	1	0	0	4	0	.353		
Bannister, Nathan	0-0	13.50	1	0	0	0	0	4.0	7	6	6	3	0	2	3	0	.368		
Bergman, Christian	5-3	7.66	9	9	0	0	0	44.2	65	39	38	5	2	11	28	0	.386		
Castellanos, Chris	0-1	8.10	1	0	0	0	0	3.1	4	3	3	1	0	1	1	0	.286		
Cishek, Steve	0-0	0.00	1	1	0	0	0	0.2	1	0	0	0	0	2	0	0	.500		
Cloyd, Tyler	0-0	7.26	11	7	0	0	1	31.0	38	27	25	3	1	10	25	0	.592		
De Jong, Chase	1-5	7.71	7	7	0	0	0	37.1	50	34	32	10	3	11	29	4	.307		
Delaplaine, Sam	0-0	4.50	1	0	0	0	0	2.0	3	1	1	0	0	1	3	0	.333		
Fien, Casey	0-0	3.38	2	0	0	0	1	2.2	3	1	1	0	0	0	1	1	.231		
Frieri, Ernesto	0-2	13.50	3	0	0	0	0	4.0	6	6	6	1	0	6	4	0	.375		
Fry, Paul	0-1	18.00	1	0	0	0	0	2.0	6	4	4	0	0	1	1	0	.500		
Garton, Ryan	0-1	7.36	2	0	0	0	0	3.2	3	5	3	0	1	2	5	1	.188		
Gaviglio, Sam	1-3	3.82	5	5	0	0	0	30.2	26	14	13	2	2	5	25	1	.228		
Gomez, Jeanmar	0-0	3.86	2	0	0	0	0	2.1	3	1	1	1	0	1	0	0	.300		
Gonzales, Marco	1-0	4.50	1	1	0	0	0	6.0	2	5	3	0	1	4	4	0	.111		
Hagadone, Nick	1-1	4.40	13	0	0	0	0	14.1	16	7	7	2	0	7	12	1	.281		
Harper, Ryne	2-1	1.59	19	0	0	0	2	22.2	19	5	4	1	0	10	21	0	.232		
Heston, Chris	0-1	5.68	4	4	0	0	0	19.0	20	12	12	2	1	8	17	0	.274		
Hunter, Kyle	2-0	3.18	5	1	0	0	0	11.1	12	5	4	0	0	2	8	0	.273		
Hutchison, Austin	0-1	10.80	1	0	0	0	0	1.2	3	2	2	1	0	1	1	0	.375		
Kelly, Ryan	1-0	5.00	8	0	0	0	0	9.0	9	5	5	0	0	1	12	1	.243		
Kerski, Kody	0-0	0.00	1	0	0	0	0	0.1	0	0	0	0	0	0	0	0	.000		
Kiekhefer, Dean	0-3	3.80	21	0	0	0	2	21.1	23	11	9	1	1	7	21	0	.267		
Kuzminsky, Scott	0-0	0.00	1	0	0	0	0	1.2	1	0	0	0	0	1	0	0	.200		
Lawrence, Casey	0-3	6.75	4	3	0	0	0	24.0	27	18	18	6	0	4	18	0	.287		
Light, Pat	0-1	6.35	8	0	0	0	0	11.1	11	8	8	2	3	10	5	4	.262		
Lowe, Mark	1-2	6.10	13	0	0	0	0	20.2	26	18	14	3	0	14	18	0	.299		
Machi, Jean	2-1	1.86	14	2	0	0	4	19.1	18	5	4	0	2	2	16	0	.250		
Marshall, Evan	1-0	1.93	5	1	0	0	1	9.1	11	2	2	1	0	2	9	0	.306		
Martin, Cody	0-0	5.19	9	4	0	0	0	26.0	33	15	15	5	2	8	25	1	.317		
Moore, Andrew	1-3	3.65	7	7	0	0	0	37.0	40	16	15	4	0	5	30	0	.270		
Overton, Dillon	0-1	10.32	3	3	0	0	0	11.1	15	13	13	4	0	5	11	0	.306		
Paez, Paul	0-1	1.29	3	1	0	0	0	7.0	2	2	1	0	0	1	4	0	.091		
Pagan, Emilio	1-1	4.91	10	0	0	0	0	14.2	16	8	8	0	1	6	13	0	.281		
Pineda, Rafael	0-1	67.50	1	1	0	0	0	0.2	5	5	5	1	0	1	1	0	.833		
Povse, Max	1-1	9.37	7	2	0	0	0	16.1	27	18	17	2	1	6	12	0	.386		
Ratliff, Lane	0-0	27.00	1	0	0	0	0	1.0	3	3	3	1	0	2	0	0	.500		
Ridings, Steven	0-0	13.50	1	0	0	0	0	2.0	5	3	3	0	1	0	1	1	.556		
Scribner, Evan	0-0	0.00	2	0	0	0	0	2.0	0	0	0	0	0	0	2	0	.000		
Simmons, Shae	0-0	10.80	3	0	0	0	0	1.2	3	2	2	0	0	4	0	1	.375		
Unsworth, Dylan	0-1	3.18	1	0	0	0	0	9.1	7	4	4	1	1	5	6	0	.333		
Vieira, Thyago	0-0	0.00	1	0	0	0	1	9.2	7	4	4	1	1	5	6	3	.212		
Weber, Ryan	0-0	1.23	3	2	0	0	0	14.2	11	2	2	1	0	3	8	0	.208		
Whalen, Rob	0-5	7.57	5	5	1	0	0	27.1	33	28	23	6	1	9	19	4	.297		
Zych, Tony	0-0	20.25	2	1	0	0	0	1.1	5	3	3	1	0	0	3	0	.556		
Team Total	25-46	5.56	71	71	1	3	15	579.2	659	386	358	76	27	192	470	24	.284		

FRONT OFFICE

CHENEY STADIUM

COACHES/STAFF

2018 RAINIERS

2017 SEASON REVIEW

OPPONENTS

HISTORY & RECORDS

MEDIA & MISC.

SITUATIONAL BATTING TOTALS

LEADING OFF AN INNING

PLAYER	AVG	AB	H	2B	3B	HR	RBI	BB	SO	OBP	SLG
Aplin, Andrew	.212	33	7	1	0	1	1	9	6	.381	.333
Ascanio, Rayder	.000	2	0	0	0	0	0	0	0	.000	.000
Baron, Steven	.194	31	6	2	0	0	0	8	7	.359	.258
Beckham, Gordon	.165	79	13	2	0	6	6	3	13	.195	.418
Capriata, Alexander	.000	1	0	0	0	0	0	0	0	.000	.000
Freeman, Mike	.364	11	4	0	0	0	0	1	1	.417	.364
Gamel, Ben	.333	9	3	0	0	0	0	1	1	.400	.333
Gosewisch, Tuffy	.194	67	13	3	0	2	2	5	13	.250	.328
Grebeck, Austin	.000	4	0	0	0	0	0	0	2	.000	.000
Haniger, Mitch	.444	9	4	1	0	1	1	2	2	.545	.889
Helder, Eugene	.333	3	1	0	0	0	0	0	1	.333	.333
Hernandez, Braylan	1.000	1	1	0	0	0	0	0	0	1.000	1.000
Jackson, Ryan	.111	9	1	0	0	0	0	0	2	.111	.111
Marjama, Mike	.158	19	3	1	0	1	1	1	4	.200	.368
Martin, Leonys	.340	153	52	9	4	4	4	8	31	.373	.529
Mejias-Brean, Seth	.214	14	3	1	0	0	0	2	2	.313	.286
Miller, Ian	.231	52	12	1	1	0	0	0	8	.231	.288
Motter, Taylor	.526	19	10	2	0	4	4	5	1	.625	1.263
Muno, Danny	.313	64	20	9	0	0	0	11	21	.413	.453
O'Malley, Shawn	.333	27	9	3	0	0	0	3	2	.400	.444
O'Neill, Tyler	.220	59	13	4	0	2	2	5	16	.281	.390
Peterson, D.J.	.269	78	21	2	0	6	6	5	11	.313	.526
Pizzano, Dario	.206	34	7	2	0	1	1	0	6	.206	.353
Powell, Boog	.390	59	23	4	0	0	0	10	9	.478	.458
Rosa, Joseph	.000	5	0	0	0	0	0	0	0	.000	.000
Scott, Ryan	1.000	1	1	0	0	0	0	0	0	1.000	1.000
Segura, Jean	.000	4	0	0	0	0	0	0	1	.000	.000
Shank, Zach	.144	90	13	2	2	0	0	5	16	.189	.211
Smith, Tyler	.214	56	12	0	0	3	3	4	12	.279	.375
Taylor, Logan	.000	4	0	0	0	0	0	0	1	.000	.000
Vogelbach, Daniel	.284	95	27	4	0	4	4	13	19	.370	.453
Waldrop, Kyle	.222	9	2	0	0	0	0	2	0	.364	.222
Wawoe, Gianfranco	.000	1	0	0	0	0	0	0	0	.000	.000
Wong, Joey	.182	11	2	0	0	0	0	2	2	.308	.182
Zunino, Mike	.143	7	1	1	0	0	0	2	0	.333	.286
Team Total	.254	1120	284	54	7	35	35	107	210	.319	.408

RUNNERS ON BASE

PLAYER	AVG	AB	H	2B	3B	HR	RBI	BB	SO	OBP	SLG
Aplin, Andrew	.306	72	22	5	2	2	22	9	16	.390	.514
Ascanio, Rayder	.000	4	0	0	0	0	0	0	1	.000	.000
Baron, Steven	.289	76	22	2	0	0	15	8	21	.353	.316
Beckham, Gordon	.333	150	50	10	0	2	38	13	27	.400	.440
Capriata, Alexander	.500	2	1	0	0	0	0	1	0	.667	.500
Freeman, Mike	.414	29	12	2	1	1	9	3	3	.469	.655
Gamel, Ben	.310	29	9	2	1	0	7	7	5	.447	.379
Gosewisch, Tuffy	.225	129	29	13	0	1	30	17	34	.338	.349
Grebeck, Austin	.143	7	1	0	0	0	0	0	2	.143	.143
Haniger, Mitch	.133	15	2	0	0	1	4	4	1	.333	.333
Helder, Eugene	.222	9	2	0	1	0	1	0	1	.222	.444
Hernandez, Braylan	.000	2	0	0	0	0	0	0	0	.000	.000
Jackson, Ryan	.364	22	8	2	0	0	6	1	3	.417	.455
Marjama, Mike	.235	34	8	1	0	2	11	4	6	.316	.441
Martin, Leonys	.241	112	27	8	1	3	31	9	36	.307	.411
Mejias-Brean, Seth	.296	27	8	3	1	1	7	2	4	.345	.593
Miller, Ian	.288	59	17	2	0	0	6	3	15	.333	.322
Motter, Taylor	.318	44	14	3	0	1	12	2	5	.347	.455
Muno, Danny	.303	119	36	6	1	4	29	26	37	.425	.471
O'Malley, Shawn	.107	28	3	0	0	0	4	0	10	.133	.107
O'Neill, Tyler	.224	174	39	9	1	9	46	21	58	.305	.443
Peterson, D.J.	.274	197	54	12	2	5	47	13	37	.319	.431
Pizzano, Dario	.211	57	12	3	1	2	13	5	10	.270	.404
Powell, Boog	.311	90	28	3	1	2	29	12	11	.381	.433
Rosa, Joseph	.000	3	0	0	0	0	0	0	0	.000	.000
Santa, Kevin	.250	4	1	0	0	0	0	1	2	.400	.250
Scott, Ryan	.000	5	0	0	0	0	0	1	2	.167	.000
Segura, Jean	.250	4	1	0	0	0	0	0	1	.250	.250
Shank, Zach	.258	159	41	8	1	2	43	15	40	.321	.358
Smith, Tyler	.267	135	36	8	0	1	23	20	22	.361	.348
Taylor, Logan	.333	3	1	0	0	1	3	0	1	.333	1.333
Vogelbach, Daniel	.325	203	66	13	0	9	75	40	36	.430	.522
Waldrop, Kyle	.167	18	3	2	0	0	6	5	7	.333	.278
Wawoe, Gianfranco	.000	1	0	0	0	0	0	0	0	.000	.000
Wong, Joey	.316	19	6	1	0	1	5	2	3	.381	.526
Zunino, Mike	.421	19	8	1	0	3	9	2	1	.476	.947
Team Total	.275	2061	567	117	14	53	531	246	459	.354	.423

FRONT OFFICE

CHENEY STADIUM

COACHES/STAFF

2018 RAINIERS

2017 SEASON REVIEW

OPPONENTS

HISTORY & RECORDS

MEDIA & MISC.

SITUATIONAL BATTING TOTALS

PLAYER	AVG	BASES LOADED									
		AB	H	2B	3B	HR	RBI	BB	SO	OBP	SLG
Aplin, Andrew	.500	4	2	0	1	0	4	0	1	.500	1.000
Ascanio, Rayder	.000	1	0	0	0	0	0	0	0	.000	.000
Baron, Steven	.200	5	1	0	0	0	1	0	2	.200	.200
Beckham, Gordon	.429	7	3	0	0	0	4	0	0	.375	.429
Freeman, Mike	.000	1	0	0	0	0	0	0	0	.000	.000
Gamel, Ben	.250	4	1	0	0	0	2	0	2	.250	.250
Gosewisch, Tuffy	.111	9	1	0	0	0	6	3	3	.308	.111
Haniger, Mitch	.000	0	0	0	0	0	2	1	0	.500	.000
Helder, Eugene	.000	2	0	0	0	0	0	0	0	.000	.000
Hernandez, Braylan	.000	1	0	0	0	0	0	0	0	.000	.000
Jackson, Ryan	.000	2	0	0	0	0	0	0	0	.000	.000
Marjama, Mike	.000	0	0	0	0	0	2	2	0	1.000	.000
Martin, Leonys	.333	9	3	1	0	1	10	1	2	.364	.778
Miller, Ian	.500	6	3	1	0	0	4	0	3	.500	.667
Motter, Taylor	1.000	1	1	0	0	0	3	0	0	.333	1.000
Muno, Danny	.429	7	3	1	0	0	7	1	0	.444	.571
O'Malley, Shawn	.000	1	0	0	0	0	1	0	0	.000	.000
O'Neill, Tyler	.182	11	2	1	0	1	9	1	4	.250	.545
Peterson, D.J.	.400	15	6	1	0	0	14	1	1	.421	.467
Pizzano, Dario	.000	4	0	0	0	0	2	0	0	.000	.000
Powell, Boog	.333	3	1	0	0	0	2	1	1	.500	.333
Shank, Zach	.294	17	5	0	0	1	15	0	6	.263	.471
Smith, Tyler	.182	11	2	0	0	0	6	2	1	.286	.182
Vogelbach, Daniel	.222	9	2	1	0	1	11	1	3	.250	.667
Waldrop, Kyle	1.000	1	1	1	0	0	5	2	0	1.000	2.000
Team Total	.282	131	37	7	1	4	110	16	29	.331	.443

PLAYER	AVG	RUNNERS IN SCORING POSITION									
		AB	H	2B	3B	HR	RBI	BB	SO	OBP	SLG
Aplin, Andrew	.267	45	12	1	1	1	17	5	10	.340	.400
Ascanio, Rayder	.000	3	0	0	0	0	0	0	1	.000	.000
Baron, Steven	.326	43	14	1	0	0	15	6	12	.400	.349
Beckham, Gordon	.382	89	34	6	0	2	35	10	13	.441	.517
Freeman, Mike	.389	18	7	1	1	0	7	2	2	.450	.556
Gamel, Ben	.294	17	5	0	0	0	6	2	4	.381	.294
Gosewisch, Tuffy	.220	82	18	6	0	1	29	15	17	.364	.329
Grebeck, Austin	.000	5	0	0	0	0	0	0	2	.000	.000
Haniger, Mitch	.000	7	0	0	0	0	2	3	1	.333	.000
Helder, Eugene	.000	4	0	0	0	0	0	0	1	.000	.000
Hernandez, Braylan	.000	1	0	0	0	0	0	0	0	.000	.000
Jackson, Ryan	.308	13	4	1	0	0	5	1	1	.357	.385
Marjama, Mike	.263	19	5	1	0	1	9	2	4	.333	.474
Martin, Leonys	.169	71	12	5	1	2	27	5	24	.235	.352
Mejias-Brean, Seth	.111	9	1	0	0	1	4	1	2	.200	.444
Miller, Ian	.281	32	9	1	0	0	6	2	10	.324	.313
Motter, Taylor	.333	24	8	2	0	0	9	1	4	.333	.417
Muno, Danny	.215	65	14	4	0	1	20	19	20	.388	.323
O'Malley, Shawn	.143	14	2	0	0	0	4	0	5	.133	.143
O'Neill, Tyler	.188	101	19	4	0	4	31	13	38	.276	.347
Peterson, D.J.	.263	118	31	5	2	2	40	8	21	.305	.390
Pizzano, Dario	.189	37	7	2	1	2	12	4	7	.262	.459
Powell, Boog	.283	60	17	1	1	2	28	9	7	.361	.433
Rosa, Joseph	.000	2	0	0	0	0	0	0	0	.000	.000
Santa, Kevin	.000	2	0	0	0	0	0	0	2	.000	.000
Scott, Ryan	.000	5	0	0	0	0	0	1	2	.167	.000
Segura, Jean	.333	3	1	0	0	0	0	0	1	.333	.333
Shank, Zach	.255	98	25	4	1	2	41	9	26	.298	.378
Smith, Tyler	.241	79	19	5	0	1	23	17	14	.374	.342
Taylor, Logan	.333	3	1	0	0	1	3	0	1	.333	1.333
Vogelbach, Daniel	.361	119	43	9	0	4	61	31	20	.481	.538
Waldrop, Kyle	.111	9	1	1	0	0	6	4	3	.357	.222
Wong, Joey	.308	13	4	1	0	0	3	1	1	.357	.385
Zunino, Mike	.556	9	5	1	0	2	7	1	0	.600	1.333
Team Total	.261	1219	318	62	8	29	450	173	276	.349	.396

FRONT OFFICE

CHENEY STADIUM

COACHES/STAFF

2018 RAINIERS

2017 SEASON REVIEW

OPPONENTS

HISTORY & RECORDS

MEDIA & MISC.

SITUATIONAL BATTING TOTALS

RUNNERS IN SCORING POSITION W/ 2 OUTS

PLAYER	AVG	AB	H	2B	3B	HR	RBI	BB	SO	OBP	SLG
Aplin, Andrew	.118	17	2	0	1	0	4	2	6	.211	.235
Ascanio, Rayder	.000	3	0	0	0	0	0	0	1	.000	.000
Baron, Steven	.350	20	7	1	0	0	10	3	7	.435	.400
Beckham, Gordon	.391	46	18	3	0	0	18	7	4	.472	.457
Capriata, Alexander		0	0	0	0	0	0	1	0	1.000	
Freeman, Mike	.364	11	4	0	0	0	3	2	2	.462	.364
Gamel, Ben	.125	8	1	0	0	0	1	1	1	.222	.125
Gosewisch, Tuffy	.167	48	8	3	0	0	10	5	9	.286	.229
Grebeck, Austin	.000	3	0	0	0	0	0	0	0	.000	.000
Haniger, Mitch	.000	2	0	0	0	0	0	0	0	.333	.000
Helder, Eugene	.000	1	0	0	0	0	0	0	0	.000	.000
Hernandez, Braylan	.000	1	0	0	0	0	0	0	0	.000	.000
Jackson, Ryan	.200	10	2	1	0	0	2	1	1	.273	.300
Marjama, Mike	.125	8	1	0	0	0	3	2	4	.300	.125
Martin, Leonys	.160	25	4	2	0	1	9	5	8	.300	.360
Mejias-Brean, Seth	.000	4	0	0	0	0	0	1	2	.200	.000
Miller, Ian	.188	16	3	0	0	0	1	1	9	.235	.188
Motter, Taylor	.182	11	2	2	0	0	2	0	2	.182	.364
Muno, Danny	.286	28	8	3	0	0	9	9	8	.459	.393
O'Malley, Shawn	.400	5	2	0	0	0	2	0	2	.400	.400
O'Neill, Tyler	.186	43	8	1	0	2	12	5	18	.271	.349
Peterson, D.J.	.208	53	11	4	1	1	17	3	12	.250	.377
Pizzano, Dario	.267	15	4	1	1	1	6	3	4	.389	.667
Powell, Boog	.160	25	4	0	0	2	9	5	3	.300	.400
Rosa, Joseph	.000	2	0	0	0	0	0	0	0	.000	.000
Santa, Kevin	.000	2	0	0	0	0	0	0	2	.000	.000
Scott, Ryan	.000	1	0	0	0	0	0	1	0	.500	.000
Segura, Jean	.000	1	0	0	0	0	0	0	1	.000	.000
Shank, Zach	.234	47	11	1	1	1	17	5	15	.308	.362
Smith, Tyler	.200	45	9	2	0	0	9	11	9	.357	.244
Taylor, Logan	.000	1	0	0	0	0	0	0	0	.000	.000
Vogelbach, Daniel	.237	38	9	2	0	0	11	14	9	.442	.289
Waldrop, Kyle	.167	6	1	1	0	0	5	3	2	.444	.333
Wong, Joey	.000	5	0	0	0	0	0	0	1	.000	.000
Zunino, Mike	.400	5	2	0	0	2	5	0	0	.400	1.600
Team Total	.218	556	121	27	4	10	165	90	142	.331	.335

FRONT
OFFICE

CHENEY
STADIUM

COACHES/STAFF

2018
RAINERS

2017 SEASON
REVIEW

OPPONENTS

HISTORY &
RECORDS

MEDIA &
MISC.

SITUATIONAL PITCHING TOTALS

VS. HITTER LEADING OFF AN INNING

PLAYER	OPP AVG	AB	H	HR	R	ER	HB	BB	SO
Altavilla, Dan	.176	17	3	0	0	0	0	2	6
Aro, Jonathan	.282	39	11	4	4	4	0	3	11
Ash, Brett	.500	4	2	0	0	0	0	0	0
Bannister, Nathan	.087	23	2	1	1	1	0	0	8
Bergman, Christian	.193	83	16	2	2	2	1	5	24
Castellanos, Chris	.600	5	3	0	0	0	0	0	1
Cishek, Steve	.500	2	1	0	0	0	0	1	0
Cloyd, Tyler	.270	63	17	2	2	2	1	0	15
De Jong, Chase	.284	81	23	7	7	7	0	8	12
Delaplane, Sam	.500	2	1	0	0	0	0	0	1
Evans, Bryan	.400	5	2	0	0	0	0	0	2
Fien, Casey	.200	5	1	0	0	0	0	0	0
Frieri, Ernesto	.300	10	3	1	1	1	0	1	4
Fry, Paul	.000	2	0	0	0	0	0	0	0
Garton, Ryan	.143	7	1	0	0	0	0	5	3
Gaviglio, Sam	.203	74	15	2	2	2	0	2	16
Gomez, Jeanmar	.200	5	1	1	1	1	0	0	0
Gonzales, Marco	.100	10	1	0	0	0	0	2	3
Hagadone, Nick	.259	27	7	0	0	0	0	4	10
Harper, Ryne	.262	42	11	1	1	1	0	3	11
Hernandez, Felix	.231	13	3	0	0	0	0	0	5
Heston, Chris	.267	30	8	1	1	1	0	3	5
Hunter, Kyle	.316	19	6	0	0	0	0	1	5
Hutchison, Austin	.500	2	1	1	1	1	0	0	0
Iwakuma, Hisashi	.000	1	0	0	0	0	0	1	1
Kelly, Ryan	.294	17	5	1	1	1	0	0	4
Kiekhefer, Dean	.206	34	7	0	0	0	0	3	6
Kuzminsky, Scott	.000	2	0	0	0	0	0	0	1
Lawrence, Casey	.273	55	15	4	4	4	0	4	9
Light, Pat	.182	22	4	0	0	0	2	3	2
Lowe, Mark	.333	33	11	1	1	1	0	3	8
Machi, Jean	.233	30	7	0	0	0	1	1	7
Marshall, Evan	.476	21	10	1	1	1	0	0	4
Martin, Cody	.275	51	14	2	2	2	3	4	17
Moore, Andrew	.263	76	20	5	5	5	0	0	18
Overton, Dillon	.370	27	10	1	1	1	0	3	2
Paez, Paul	.143	7	1	0	0	0	0	1	2
Pagan, Emilio	.267	30	8	0	0	0	1	0	8
Pineda, Rafael	1.000	1	1	0	0	0	0	0	0
Povse, Max	.296	27	8	0	0	0	1	6	7
Ratliff, Lane	.000	3	0	0	0	0	0	0	0
Ridings, Steven	.000	1	0	0	0	0	0	0	1
Rivera, Michael	.000	1	0	0	0	0	0	0	0
Scribner, Evan	.000	3	0	0	0	0	0	0	0
Simmons, Shae	.125	8	1	1	1	1	0	1	3
Unsworth, Dylan	.000	7	0	0	0	0	1	1	0
Vieira, Thyago	.167	18	3	1	1	1	0	1	5
Weber, Ryan	.161	31	5	1	1	1	0	0	8
Whalen, Rob	.231	52	12	3	3	3	1	2	13
Zych, Tony	1.000	2	2	0	0	0	0	0	0
Team Total	.250	1132	283	44	44	44	12	74	269

FRONT
OFFICE

CHENEY
STADIUM

COACHES/STAFF

2018
RAINIERS

2017 SEASON
REVIEW

OPPONENTS

HISTORY &
RECORDS

MEDIA &
MISC.

SITUATIONAL PITCHING TOTALS

RUNNERS ON BASE

PLAYER	OPP AVG	AB	H	HR	R	ER	HB	BB	SO
Altavilla, Dan	.190	42	8	1	4	4	1	10	22
Aro, Jonathan	.211	57	12	1	12	11	1	2	18
Ash, Brett	.429	7	3	1	4	4	0	0	2
Bannister, Nathan	.348	23	8	2	8	8	0	3	5
Bergman, Christian	.336	149	50	3	49	47	0	10	23
Castellanos, Chris	.417	12	5	1	6	6	0	0	2
Cishek, Steve	.143	7	1	0	0	0	0	0	3
Cloyd, Tyler	.322	90	29	4	37	34	0	11	18
De Jong, Chase	.304	135	41	5	48	43	1	9	23
Delaplane, Sam	.200	5	1	0	1	1	0	1	2
Evans, Bryan	.200	10	2	0	1	1	0	0	5
Fien, Casey	.286	14	4	0	2	2	0	0	1
Frieri, Ernesto	.238	21	5	0	6	6	0	4	7
Fry, Paul	.500	8	4	0	4	4	0	1	1
Garton, Ryan	.258	31	8	0	11	8	1	2	8
Gaviglio, Sam	.308	104	32	1	31	27	2	7	17
Gomez, Jeanmar	.125	8	1	0	0	0	0	2	2
Gonzales, Marco	.286	14	4	0	8	6	1	3	3
Hagadone, Nick	.170	53	9	2	12	12	0	7	12
Harper, Ryne	.271	70	19	2	18	17	1	11	20
Hernandez, Felix	.250	16	4	1	6	6	0	1	5
Heston, Chris	.245	49	12	0	10	10	0	4	12
Hunter, Kyle	.220	41	9	0	7	6	0	2	6
Hutchison, Austin	.000	3	0	0	1	1	0	0	1
Iwakuma, Hisashi	.500	6	3	0	3	3	0	1	1
Kelly, Ryan	.208	24	5	0	9	9	0	2	10
Kiekhefer, Dean	.314	102	32	3	27	22	2	8	22
Kuzminsky, Scott	.286	7	2	0	2	1	0	1	1
Lawrence, Casey	.278	72	20	3	22	22	0	4	10
Light, Pat	.279	61	17	2	17	17	2	13	8
Lowe, Mark	.310	87	27	3	28	24	1	15	20
Machi, Jean	.290	69	20	2	15	14	1	5	13
Marshall, Evan	.222	45	10	2	10	8	0	5	14
Martin, Cody	.278	90	25	2	22	21	1	8	27
Moore, Andrew	.221	104	23	2	22	21	1	5	25
Overton, Dillon	.333	45	15	6	25	25	0	7	7
Paez, Paul	.250	4	1	0	2	1	0	0	1
Pagan, Emilio	.149	47	7	0	9	9	1	5	12
Pineda, Rafael	.800	5	4	1	5	5	0	0	1
Povse, Max	.397	63	25	2	27	25	1	4	7
Ratliff, Lane	.333	6	2	1	3	3	1	1	1
Ridings, Steven	.571	7	4	0	3	3	1	0	0
Rivera, Michael	.667	6	4	0	4	4	0	0	0
Simmons, Shae	.500	6	3	0	3	2	0	2	2
Unsworth, Dylan	.545	11	6	0	3	3	0	0	1
Vieira, Thyago	.258	31	8	0	8	8	1	3	4
Weber, Ryan	.143	35	5	0	2	2	0	2	4
Whalen, Rob	.356	87	31	5	40	35	2	9	14
Zych, Tony	.500	6	3	1	3	3	0	0	2
Team Total	.287	2001	575	59	602	23	192	425	

FRONT
OFFICE

CHENEY
STADIUM

COACHES/STAFF

2018
RAINERS

2017 SEASON
REVIEW

OPPONENTS

HISTORY &
RECORDS

MEDIA &
MISC.

SITUATIONAL PITCHING TOTALS

BASES LOADED

PLAYER	OPP AVG	AB	H	HR	R	ER	HB	BB	SO
Altavilla, Dan	.000	4	0	0	0	0	0	0	4
Bannister, Nathan	1.000	1	1	0	2	2	0	0	0
Bergman, Christian	.333	9	3	0	10	9	0	0	1
Cloyd, Tyler	.000	1	0	0	2	2	0	0	1
De Jong, Chase	.286	7	2	0	5	5	0	0	1
Frieri, Ernesto	.000	0	0	0	1	1	0	0	0
Garton, Ryan	.500	2	1	0	4	3	0	0	0
Gaviglio, Sam	.333	3	1	1	6	5	0	0	1
Gomez, Jeanmar	.000	1	0	0	0	0	0	0	0
Gonzales, Marco	1.000	1	1	0	5	3	0	0	0
Hagadone, Nick	.000	1	0	0	0	0	0	0	0
Harper, Ryne	.222	9	2	1	7	6	0	2	3
Hernandez, Felix	.667	3	2	1	5	5	0	0	1
Iwakuma, Hisashi	.250	4	1	0	3	3	0	0	1
Kelly, Ryan	.000	1	0	0	2	2	0	0	1
Kiekhefer, Dean	.333	9	3	0	7	5	1	1	2
Light, Pat	.200	10	2	0	3	3	0	0	3
Lowe, Mark	.333	9	3	0	9	7	0	1	1
Machi, Jean	.750	4	3	1	6	6	0	0	0
Marshall, Evan	.167	6	1	0	3	1	0	1	2
Martin, Cody	1.000	2	2	0	1	1	0	0	0
Moore, Andrew	.167	6	1	0	3	2	0	0	1
Overton, Dillon	.667	3	2	1	7	7	0	0	1
Pagan, Emilio	.500	2	1	0	2	2	0	0	0
Povse, Max	.500	2	1	0	2	2	0	0	0
Ridings, Steven	1.000	1	1	0	1	1	0	0	0
Simmons, Shae	1.000	1	1	0	2	2	0	0	0
Weber, Ryan	.000	1	0	0	0	0	0	0	0
Whalen, Rob	.500	2	1	0	4	4	0	0	1
Team Total	.349	106	37	5	104	1	1	5	25

RUNNERS IN SCORING POSITION

PLAYER	OPP AVG	AB	H	HR	R	ER	HB	BB	SO
Altavilla, Dan	.103	29	3	1	4	4	1	1	18
Aro, Jonathan	.161	31	5	0	7	6	1	1	12
Ash, Brett	.333	6	2	1	4	4	0	0	2
Bannister, Nathan	.400	10	4	0	4	4	0	2	1
Bergman, Christian	.369	84	31	1	43	41	0	8	14
Castellanos, Chris	.400	5	2	0	3	3	0	0	2
Cloyd, Tyler	.319	47	15	2	30	28	0	6	10
De Jong, Chase	.282	78	22	1	36	31	1	5	8
Delaplaine, Sam	.200	5	1	0	1	1	0	0	2
Evans, Bryan	.500	4	2	0	1	1	0	0	1
Fien, Casey	.375	8	3	0	2	2	0	0	1
Frieri, Ernesto	.143	14	2	0	4	4	0	3	5
Fry, Paul	.500	6	3	0	4	4	0	0	1
Garton, Ryan	.238	21	5	0	10	7	0	2	5
Gaviglio, Sam	.302	63	19	1	30	26	2	6	14
Gomez, Jeanmar	.000	5	0	0	0	0	0	1	1
Gonzales, Marco	.273	11	3	0	8	6	0	2	3
Hagadone, Nick	.250	28	7	1	9	9	0	3	6
Harper, Ryne	.208	53	11	1	14	13	1	10	17
Hernandez, Felix	.250	8	2	1	5	5	0	1	3
Heston, Chris	.308	26	8	0	10	10	0	3	5
Hunter, Kyle	.286	21	6	0	6	5	0	1	3
Hutchison, Austin	.000	2	0	0	1	1	0	0	1
Iwakuma, Hisashi	.400	5	2	0	3	3	0	1	1
Kelly, Ryan	.250	16	4	0	9	9	0	2	8
Kiekhefer, Dean	.317	60	19	0	22	17	1	5	12
Kuzminsky, Scott	.400	5	2	0	2	1	0	0	1
Lawrence, Casey	.262	42	11	2	19	19	0	4	7
Light, Pat	.279	43	12	2	17	17	2	7	7
Lowe, Mark	.382	55	21	3	28	24	1	10	9
Machi, Jean	.244	41	10	2	14	13	0	4	9
Marshall, Evan	.194	31	6	2	10	8	0	3	11
Martin, Cody	.265	49	13	0	15	14	1	6	13
Moore, Andrew	.230	61	14	0	17	16	1	4	15
Overton, Dillon	.480	25	12	3	19	19	0	5	5
Paez, Paul	.333	3	1	0	2	1	0	0	1
Pagan, Emilio	.133	30	4	0	7	7	1	5	8
Pineda, Rafael	1.000	2	2	0	3	3	0	0	0
Povse, Max	.382	34	13	1	22	20	0	3	5
Ratliff, Lane	.333	6	2	1	3	3	0	1	1
Ridings, Steven	.400	5	2	0	3	3	1	0	0
Rivera, Michael	1.000	3	3	0	3	3	0	0	0
Simmons, Shae	.600	5	3	0	3	2	0	2	2
Unsworth, Dylan	.400	5	2	0	3	3	0	0	0
Vieira, Thyago	.263	19	5	0	7	7	0	3	1
Weber, Ryan	.053	19	1	0	2	2	0	1	4
Whalen, Rob	.358	53	19	4	36	31	2	6	8
Zych, Tony	.500	4	2	1	3	3	0	0	1
Team Total	.287	1190	342	31	510	16	134	264	

FRONT
OFFICE

CHENEY
STADIUM

COACHES/STAFF

2018
RAINIERS

2017 SEASON
REVIEW

OPPONENTS

HISTORY &
RECORDS

MEDIA &
MISC.

SITUATIONAL PITCHING TOTALS

RUNNERS IN SCORING POSITION W/ 2 OUTS

PLAYER	OPP AVG	AB	H	HR	R	ER	HB	BB	SO
Altavilla, Dan	.133	15	2	1	1	1	1	5	9
Aro, Jonathan	.167	18	3	0	1	1	1	0	10
Ash, Brett	.000	2	0	0	0	0	0	0	1
Bannister, Nathan	.444	9	4	0	4	4	0	2	1
Bergman, Christian	.432	37	16	1	23	23	0	4	5
Castellanos, Chris	.667	3	2	0	3	3	0	0	1
Cloyd, Tyler	.333	27	9	1	18	17	0	4	8
De Jong, Chase	.094	32	3	0	5	4	1	3	4
Delaplaine, Sam	.000	2	0	0	0	0	0	0	0
Evans, Bryan	.500	4	2	0	1	1	0	0	1
Fien, Casey	.250	4	1	0	1	1	0	0	1
Frieri, Ernesto	.100	10	1	0	2	2	0	2	3
Fry, Paul	.500	4	2	0	2	2	0	0	1
Garton, Ryan	.111	9	1	0	1	1	0	1	2
Gaviglio, Sam	.250	28	7	1	12	10	2	4	7
Gomez, Jeanmar	.000	3	0	0	0	0	0	1	0
Gonzales, Marco	.200	5	1	0	1	1	0	0	1
Hagadone, Nick	.091	11	1	0	1	1	0	2	4
Harper, Ryne	.240	25	6	0	6	6	0	8	7
Hernandez, Felix	.000	2	0	0	0	0	0	0	1
Heston, Chris	.273	11	3	0	4	4	0	3	0
Hunter, Kyle	.200	10	2	0	3	2	0	1	0
Kelly, Ryan	.500	6	3	0	6	6	0	0	3
Kiekhefer, Dean	.259	27	7	0	11	7	0	4	6
Kuzminsky, Scott	.667	3	2	0	2	1	0	0	0
Lawrence, Casey	.133	15	2	1	4	4	0	2	5
Light, Pat	.250	20	5	2	8	8	1	5	0
Lowe, Mark	.333	18	6	1	8	6	1	6	2
Machi, Jean	.111	18	2	0	2	2	0	2	5
Marshall, Evan	.214	14	3	0	4	2	0	1	4
Martin, Cody	.370	27	10	0	8	7	1	5	7
Moore, Andrew	.125	24	3	0	3	3	0	1	7
Overton, Dillon	.444	9	4	1	5	5	0	0	2
Pagan, Emilio	.133	15	2	0	4	4	1	3	5
Povse, Max	.429	14	6	1	9	9	0	1	3
Ratliff, Lane	.500	4	2	1	3	3	0	0	1
Ridings, Steven	.000	1	0	0	0	0	0	0	0
Rivera, Michael	1.000	3	3	0	3	3	0	0	0
Simmons, Shae	.000	1	0	0	0	0	0	1	1
Unsworth, Dylan	.667	3	2	0	2	2	0	0	0
Vieira, Thyago	.375	8	3	0	4	4	0	0	1
Weber, Ryan	.091	11	1	0	1	1	0	1	3
Whalen, Rob	.333	24	8	1	16	13	2	3	4
Zych, Tony	1.000	1	1	1	3	3	0	0	0
Team Total	.263	540	142	13	197	179	11	76	126

FRONT
OFFICE

CHENEY
STADIUM

COACHES/STAFF

2018
RAINERS

2017 SEASON
REVIEW

OPPONENTS

HISTORY &
RECORDS

MEDIA &
MISC.

2017 TACOMA RAINIERS TEAM HIGHLIGHTS

THAT'S A WRAP: The 2017 Tacoma Rainiers polished off their 58th season of play with a record of 66-76 (.465) while finishing in third place in the Pacific Coast League Pacific Northern Division, 14.0 games behind the division-leading Reno Aces. Tacoma held first place or a share of first in the division for 34 days, while holding second or a share of second for 33 days. The Rainiers posted a record of 41-30 at Cheney Stadium, giving them the fifth-best home record in the league. Tacoma was led for a third straight season by manager **Pat Listach**, who now sports a record of 215-214 (.501) with the Rainiers.

2017 TRIPLE-A ALL-STAR GAME: The 30th annual edition of the Triple-A All-Star Game was proudly hosted at Cheney Stadium in Tacoma, Washington for the first time in franchise history. A sellout crowd of 7,024 fans gathered on Wednesday, July 12 to watch the PCL beat the International League, 6-4. Nashville infielder Renato Nunez and Columbus Clippers infielder Richie Shaffer earned 2017 Triple-A All-Star Game MVP honors for their respective leagues. Tacoma Rainiers infielder **Daniel Vogelbach** and right-handed relief pitcher **Jean Machi** represented the PCL in the All-Star showcase, marking the sixth straight season with multiple All-Star nods for the Rainiers. It marked Machi's third career Mid-Season All-Star selection, and the fourth of Vogelbach's career.

FULL HOUSE: Over the course of 71 home games this season, the Tacoma Rainiers welcomed 374,951 fans through the gates of Cheney Stadium, marking the third-best single-season attendance total in franchise history. That total does not include the sellout crowd of 7,024 fans who witnessed the 2017 Triple-A All-Star Game at Cheney Stadium in front of a national audience on MLB Network. An average of 5,434 fans attended each game this season, an increase from the 2016 per-game average of 5,312. The Rainiers filled Cheney Stadium to an average mark of 83.6% capacity (6,500) in 2017, the third best mark in the PCL.

TEAM AWARDS: The Rainiers front office and field staff presented the following players with the club's annual End of Year Awards:

- **Offensive Player of the Year:** Daniel Vogelbach
- **Pitcher of the Year:** Christian Bergman
- **Defensive Player of the Year:** Tuffy Gosewisch
- **Community Service Award:** Daniel Vogelbach

Vogelbach led the team in games played (125), at-bats (459), runs scored (65), hits (133), doubles (25), RBI (83), total bases (209), walks (76), and on-base percentage (.388). His 76 walks also paced the Pacific Coast League, marking the second consecutive year he has led the circuit in free passes. **Bergman** led the team and ranked tied for third in the PCL with 9 wins, and paced the Rainiers with 16 starts, 86.0 innings pitched, and 7 quality starts. His 63 strikeouts were third most on the team. **Gosewisch** threw out 31.3% (20 CS, 44 SB) of attempted base stealers, the third best mark in the PCL among qualified catchers (minimum number of games must be equal to or greater than half of team's league games). **Vogelbach** made numerous Metro Parks visits throughout the year, visiting with Little League players and Day Camp attendees, while also spending time with patients and their families at Mary Bridge Children's Hospital.

FEEL THE CHURN: Of the 25 players active for Tacoma on the Opening Night roster on April 7, only five were active for the club's season finale in Las Vegas on September 4: pitchers **Ryne Harper** and **Evan Marshall**; catcher **Tuffy Gosewisch**; and infielders **Zach Shank** and **Daniel Vogelbach**. No players were active for all of the Rainiers 142 games in 2017. Not counting the initial 25 players added to the club's opening day roster, the Rainiers processed 278 transactions during the season, an average of 1.9 transactions per day. From first pitch on Opening Night to first pitch on the final day of the season, the Rainiers averaged one roster move every 12 hours and 56 minutes.

MOVIN' ON UP: Ten (10) players who spent time with the Rainiers in 2017 made their Major League debuts this season. Right-handed pitchers **Chase De Jong**, **Emilio Pagan**, **Sam Gaviglio**, **Casey Lawrence**, **Andrew Moore**, **Max Povse**, and **Thyago Vieira**, outfielder **Boog Powell**, and infielder **Tyler Smith** all earned call-ups during the season. Catcher **Mike Marjama** earned his first career Major League promotion when rosters expanded on Sept. 1. The Rainiers ranked tied for second in the PCL in players promoted to make their Major League debuts (as of games played on Sept. 12).

TAKIN' HOME HARDWARE: Two Rainiers players were honored with PCL weekly awards this season; right-handed starting pitcher **Ryan Weber** was named PCL Pitcher of the Week for May 8-14, while outfielder **Taylor Motter** was tabbed as PCL Player of the Week for August 14-20. Weber made one start during the week, tossing seven scoreless innings while allowing just three hits against the New Orleans Baby Cakes on May 8 at Cheney Stadium. His strong performance earned Weber a promotion to Seattle on May 13. At the time of his promotion, Weber led the PCL with a 0.85 ERA and 0.76 WHIP, while ranking third on the circuit with a .180 opponent batting average. Motter played in five games with the Rainiers during his award-winning week, hitting .700 (14x20) with nine runs, two doubles, one triple, two home runs, and six RBI. He led the circuit in hits, batting average, and runs over the course of the week. The strong performance earned Motter a promotion back to Seattle on Sunday, August 20.

SHUTOUT CITY: Tacoma's pitching staff posted a league-best 13 shutouts during the course of the 2017 season, the most recorded by the club in a single season since the 2005 squad registered 17 scoreless contests. Three separate pitchers notched complete game shutouts for the Rainiers: **Casey Lawrence** (9.0 IP), **Chris Heston** (7.0 IP), and **Christian Bergman** (5.0 IP). Lawrence's complete game shutout came on July 3 against Albuquerque, and doubled as a "Maddux": a complete game shutout worked in under 100 total pitches. It was the first Maddux tossed in the PCL since Ty Blach worked one for Sacramento on June 27, 2016 (94 pitches); it was also the first recorded by a Rainiers pitcher since **Brandon Morrow** achieved the feat on August 14, 2009 against Iowa (96 pitches).

FRONT
OFFICE

CHENEY
STADIUM

COACHES/STAFF

2018
RAINIERS

2017 SEASON
REVIEW

OPPONENTS

HISTORY &
RECORDS

MEDIA &
MISC.

2017 TACOMA RAINIERS TEAM HIGHLIGHTS (CONTINUED)

CONTROL THE ZONE: Across 142 games, the Rainiers pitching staff issued just 384 walks, the second fewest in the PCL — it marked the second consecutive season in which Tacoma's walk total was the second best in the league (2016: 380). The Rainiers issued zero walks across an entire game 18 times this year, the best mark posted by the club since the record has been tracked (through 2013). Tacoma's 7.1% walk rate was tied for the best mark in the PCL, while the entire Mariners farm system posted a walk rate of 7.6%, the best organizational mark in all of baseball.

HOME SWEET HOME: For the second consecutive year, the Rainiers found a great deal of success at home in Cheney Stadium. The 2017 club posted a home record of 41-30 (.577), tied for the fifth-best home mark in the PCL. During Pat Listach's tenure as manager of the Rainiers, Tacoma has posted the third best home winning percentage in the PCL, at .572 (123-92). Between April 13 and April 30, the Rainiers rattled off nine consecutive home victories, their longest home winning streak since at least 2010.

STREAKONOMICS: Infielder Daniel Vogelbach collected the Rainiers longest hitting streak of the season, spanning 16 games from July 17-31. Over that stretch, Vogelbach hit .393 (24x61) with 12 runs scored, four doubles, three home runs, 15 RBI, 11 walks, only eight strikeouts, and a .479 on-base percentage. His was tied for the eighth longest hitting streak posted in the PCL in 2017. Vogelbach also posted a 26-game on-base streak, stretching from April 9 - May 17, tied for the ninth longest such streak in the league. Outfielder Ian Miller compiled a 20-game hitting streak across time with Double-A Arkansas and Tacoma from July 14 - August 3, hitting .386 (32x83) with 16 runs scored, four doubles, one triple, eight RBI, four walks, five stolen bases, and a .427 on-base percentage. Miller's streak covered his final eight games with the Travelers and his first 12 career Triple-A contests. Right-handed reliever Dan Altavilla posted the most consecutive scoreless outings for a Rainiers pitcher this season, holding opponents off the scoreboard in 13 straight games from July 8 - August 15. Over that stretch he went 1-0 with five saves and a 0.00 ERA (0ERx14.1IP) while striking out 22 and holding opposing hitters to a .163 (8x49) batting average.

GRAND THEFT BASEBALL: The Rainiers successfully stole 118 bases in 2017, the third most in the league. Outfielder Leonys Martin led the way, stealing a team-best 25 bases that also finished the year ranked second most on the circuit. From April 29 - July 17, Martin compiled a career-best 23 consecutive successful stolen base attempts. Outfielder Ian Miller led the Mariners organization with 43 stolen bases in 2017 — 13 of his swipes came with Tacoma, ranking third on the club despite playing in just 41 games.

SCORE BY INNING

	1	2	3	4	5	6	7	8	9	X	Total
Rainiers	80	69	92	78	70	79	53	62	42	14	639
Opponents	76	77	73	83	110	75	55	71	49	10	679

RAINIERS MULTI-HIT GAMES

Player	2	3	4	5	6	7	Total
Aplin	7	-	-	-	-	-	7
Baron	6	3	1	-	-	-	10
Beckham	16	3	2	-	-	-	21
Freeman	7	1	-	-	-	-	8
Gamel	5	-	-	-	-	-	5
Gosewisch	13	-	-	-	-	-	13
Grebeck	1	-	-	-	-	-	1
Haniger	2	-	-	-	-	-	2
Hernandez	1	-	-	-	-	-	1
Jackson	1	1	-	-	-	-	2
Marjama	3	-	-	-	-	-	3
Martin	20	11	-	-	-	-	31
Mejias-Brean	4	-	-	-	-	-	4
Miller	8	2	-	-	-	-	10
Motter	7	3	1	-	-	-	11
Muno	10	6	1	-	-	-	17
O'Malley	3	-	-	-	-	-	3
O'Neill	17	5	-	-	-	-	22
Peterson	18	6	2	-	-	-	26
Pizzano	6	1	-	-	-	-	7
Powell	14	5	2	-	-	-	21
Shank	17	3	-	-	-	-	20
Smith	14	3	-	-	-	-	17
Vogelbach	31	7	1	-	-	-	39
Waldrop	2	-	-	-	-	-	2
Wong	1	-	-	-	-	-	1
Zunino	2	1	-	-	-	-	3

RAINIERS MULTI-RBI GAMES

Player	2	3	4	5	6	7	Total
Aplin	4	1	-	-	-	-	5
Baron	4	-	-	-	-	-	4
Beckham	6	1	2	-	-	-	9
Freeman	2	1	-	-	-	-	3
Gamel	1	-	-	-	-	-	1
Gosewisch	3	1	-	1	-	-	5
Haniger	1	-	-	-	-	-	1
Jackson	2	-	-	-	-	-	2
Marjama	2	-	1	-	-	-	3
Martin	8	1	1	-	-	-	10
Mejias-Brean	-	1	-	-	-	-	1
Miller	1	-	-	-	-	-	1
Motter	5	-	-	-	-	-	5
Muno	7	2	-	-	-	-	9
O'Malley	1	-	-	-	-	-	1
O'Neill	4	4	1	1	-	1	11
Peterson	11	3	1	-	-	-	15
Pizzano	1	2	-	-	-	-	3
Powell	2	2	2	-	-	-	6
Shank	6	1	1	-	-	-	8
Smith	2	2	-	-	-	-	4
Taylor	-	1	-	-	-	-	1
Vogelbach	14	5	2	-	-	-	21
Waldrop	-	1	-	-	-	-	1
Wong	1	-	-	-	-	-	1
Zunino	-	1	1	-	-	-	2

RAINIERS HOME RUNS

RECORD BY HOME RUN:	0	1	2	3	4	5	6	7	8	9
	25-37	12-31	18-7	10-1	0-0	1-0	0-0	0-0	0-0	0-0
HOME RUNS BY POSITIONS:	C	1B	2B	3B	SS	LF	CF	RF	DH	
	10	18	12	12	12	23	14	10	20	

2017 RAINIERS GAME-BY-GAME

FRONT OFFICE

CHENEY STADIUM

COACHES/STAFF

2018 RAINIERS

2017 SEASON REVIEW

OPPONENTS

HISTORY & RECORDS

MEDIA & MISC.

DATE	G	OPP	W/L	SCORE	REC	POS	GB/A	WINNER	LOSER	SAVE	TIME	ATT	HOME	ATT
4/6								Postponed Due To Rain - Rescheduled as part of a doubleheader on April 10						
4/7								Suspended Due To Rain - Game Schedule To Resume On July 8						
4/8	1	at SAC	L	5-6	0-1	4th	-1.0	Roth (1-0)	Lowe (0-1)	Osich (1)	2:39	7,776		
4/9	2	at SAC	L	1-5	0-2	4th	-2.0	Beede (1-0)	Unsworth (0-1)		2:20	8,257		
4/10	3	at SAC	W	3-1 (7)	1-2	-	-	De Jong (1-0)	Rogers (0-1)	Machi (1)	2:23	-		
DH	4	at SAC	L	0-4 (7)	1-3	4th	-2.0	Roth (2-0)	Fry (0-1)		2:03	5,722		
4/11	5	vs. ELP	W	7-2	2-3	4th	-2.0	Bergman (1-0)	Lockett (1-1)		3:03	4,659	4,659	
4/12								Postponed Due To Rain - Rescheduled as part of a doubleheader on April 13						
4/13	6	vs. ELP	L	0-1 (7)	2-4	-	-	Magill (1-0)	Gaviglio (0-1)	Maton (1)	1:42	-		
DH	7	vs. ELP	W	5-0 (7)	3-4	4th	-1.5	Heston (1-0)	Jenkins (1-1)		1:52	2,497	7,156	
4/14	8	vs. ELP	W	2-1	4-4	3rd	-1.0	Lowe (1-1)	Hessler (0-1)		3:04	3,776	10,932	
4/15	9	vs. ABQ	W	2-0	5-4	T-1st	-	Overton (1-0)	Carpenter (0-1)	Machi (2)	2:29	5,223	16,155	
4/16	10	vs. ABQ	W	3-1	6-4	1st	+1.0	De Jong (2-0)	Hoffman (0-1)	Kiekhefer (1)	2:55	2,971	19,126	
4/17	11	vs. ABQ	W	4-3	7-4	1st	+1.5	Bergman (2-0)	Flemer (1-1)	Machi (3)	2:37	2,626	21,752	
4/18	12	at ELP	L	3-4	7-5	1st	+0.5	Capps (1-1)	Gaviglio (0-2)	Maton (2)	2:32	1,105		
4/19	13	at ELP	L	4-9	7-6	2nd	-0.5	Hagadone (0-1)	Hessler (1-1)		2:58	7,120		
4/20	14	at ELP	W	6-5 (10)	8-6	1st	+0.5	Machi (1-0)	Dimock (0-1)	Kiekhefer (2)	3:03	7,406		
4/21	15	at ELP	W	11-8	9-6	1st	+0.5	Ash (1-0)	Rodriguez (1-1)		3:30	8,672		
4/22	16	at ABO	W	5-3	10-6	1st	+1.5	Bergman (3-0)	Flemer (1-2)	Fien (1)	3:15	10,789		
4/23	17	at ABO	L	2-3	10-7	1st	+0.5	Jemliola (2-1)	Gaviglio (0-3)	Machi (5)	2:16	7,259		
4/24	18	at ABO	L	8-12	10-8	2nd	-0.5	Lee (1-0)	Pineda (0-1)		3:36	3,088		
4/25								Postponed Due To Rain - Rescheduled as part of a doubleheader on July 18						
4/26								OFF DAY						
4/27	19	vs. SAC	W	4-0 (5)	11-8	T-1st	-	Bergman (4-0)	Romero (0-2)		1:37	3,360	25,112	
4/28	20	vs. SAC	W	2-1	12-8	T-1st	-	Weber (1-0)	Roth (2-2)	Machi (4)	2:42	4,564	29,676	
4/29	21	vs. SAC	W	7-4	13-8	1st	+1.0	Gaviglio (1-3)	Stania (0-3)	Pagan (1)	2:46	5,809	35,485	
4/30	22	vs. SAC	W	2-0	14-8	1st	+1.0	Heston (2-0)	Beede (1-1)	Lowe (1)	2:40	4,578	40,063	
APRIL (14-9)								BATTING: .244 (173x710), 19 HR PITCHING: 14-9, 9 SV, 3.69 ERA (77ERx188,0IP)						
5/1	23	vs. SAC	L	5-6	14-9	1st	+1.0	Reynolds (1-0)	Lowe (1-2)	Rogers (1)	3:44	2,322	42,385	
5/2	24	at LV	W	5-3	15-9	1st	+1.0	Bergman (5-0)	Wilk (2-3)	Kiekhefer (3)	2:54	3,262		
5/3	25	at LV	W	5-2 (11)	16-9	1st	+1.0	Harper (1-0)	Goeddel (2-2)	Marshall (1)	2:59	10,342		
5/4	26	at LV	W	8-1	17-9	1st	+1.0	Gaviglio (2-3)	McGowan (1-1)		3:02	5,309		
5/5	27	at LV	L	1-9	17-10	T-1st	-	Pill (2-0)	Heston (2-1)		2:38	9,559		
5/6	28	vs. NO	L	0-1 (10)	17-11	T-1st	-	O'Grady (1-0)	Fien (0-1)	Steenkridder (1)	3:02	59,871	48,256	
5/7	29	vs. NO	W	7-5	18-11	T-1st	-	Lowe (2-2)	Nicolino (1-3)	Harper (1)	3:07	6,081	54,337	
5/8	30	vs. NO	W	2-0	19-11	T-1st	-	Weber (2-0)	Fife (1-2)	Pagan (2)	2:09	2,641	56,978	
5/9	31	vs. NO	W	11-8	20-11	1st	+1.0	Moore (2-0)	Worley (1-5)		2:49	3,145	60,123	
5/10								OFF DAY						
5/11	32	vs. RRR	W	8-2 (6)	21-11	1st	+2.0	Cishek (1-0)	Gamboia (2-3)		1:43	3,674	63,797	
5/12								Postponed Due To Rain - Rescheduled as part of a doubleheader on May 13						
5/13	33	vs. RRR	L	0-5 (7)	21-12	-	-	Wagner (1-3)	Whalen (0-1)		2:04	-		
DH	34	vs. RRR	W	8-1 (7)	22-12	1st	+1.0	Hagadone (1-1)	Gee (1-4)		1:54	5,947	69,744	
5/14	35	vs. RRR	W	6-4	23-12	1st	+2.0	Harper (2-0)	Reyes (0-1)		2:31	5,553	75,297	
5/15								OFF DAY						
5/16								Postponed Due To Rain - Rescheduled as part of a doubleheader on May 18						
5/17	36	at OMA	W	7-2 (7)	24-12	-	-	Hunter (1-0)	Caramo (0-3)		1:51	2,615		
DH	37	at OMA	L	2-4 (7)	24-13	1st	+1.5	Skoglund (2-3)	Kiekhefer (0-1)		1:32	3,127		
5/18	38	at OMA	W	1-0 (7)	25-13	-	-	Pagan (1-0)	Stamont (3-3)	Harper (2)	1:55	-		
DH	39	at OMA	L	0-5 (7)	25-14	1st	+1.0	Binford (3-0)	Paez (0-1)		1:58	4,202		
5/19	40	at IOW	L	1-2	25-15	1st	+0.5	Buchanan (2-2)	Whalen (0-2)	Rosscup (1)	2:14	6,220		
5/20	41	at IOW	W	7-5	26-15	1st	+0.5	Machi (2-0)	Grimm (0-1)		2:42	5,623		
5/21	42	at IOW	W	8-7	27-15	1st	+1.0	Hagadone (2-1)	Brooks (3-4)	Harper (3)	2:43	6,573		
5/22	43	at IOW	L	6-7	27-16	1st	+1.0	Berg (1-0)	De Jong (2-1)	Johnson (5)	2:42	7,950		
5/23	44	vs. FRE	W	8-0	28-16	1st	+1.0	Cloyd (1-0)	Paulino (0-1)		2:29	4,055	79,352	
5/24	45	vs. FRE	W	5-3	29-16	1st	+2.0	Hunter (2-0)	Comer (1-1)	Machi (5)	3:10	5,044	84,396	
5/25	46	vs. FRE	L	2-5	29-17	1st	+1.0	Perez (1-0)	Kelly (0-1)	Comer (1)	2:54	4,127	86,523	
5/26	47	vs. FRE	L	7-8 (10)	29-18	T-1st	-	Diaz (3-0)	Hagadone (2-2)	Guduan (1)	3:48	7,070	95,593	
5/27	48	at SL	L	4-8	29-19	2nd	-1.0	Banuelos (3-4)	De Jong (2-2)		2:50	10,316		
5/28	49	at SL	W	9-7	30-19	2nd	-1.0	Hunter (3-0)	Mahle (3-3)	Machi (6)	3:19	6,107		
5/29	50	at SL	L	1-2	30-20	2nd	-1.0	Magnifico (1-0)	Pagan (1-1)		2:41	7,773		
5/30	51	at SL	W	4-0	31-20	2nd	-1.0	Moore (2-0)	Wright (2-2)		2:06	4,333		
5/31								OFF DAY						
MAY (17-12)								BATTING: .268 (254x948), 31 HR PITCHING: 17-12, 8 SV, 3.98 ERA (107ERx242,0IP)						
6/1	52	at FRE	L	9-12	31-21	2nd	-2.0	Holmes (1-2)	Whalen (0-3)	Diaz (1)	2:54	5,213		
6/2	53	at FRE	L	1-4	31-22	2nd	-2.0	Comer (2-1)	De Jong (2-3)	Jankowski (5)	2:14	6,715		
6/3	54	at FRE	L	2-3	31-23	2nd	-2.0	Diaz (4-0)	Harper (1-2)		2:51	7,091		
6/4	55	at FRE	W	9-5	32-23	2nd	-2.0	Harper (3-1)	Deetz (0-1)	Machi (7)	3:33	3,076		
6/5	56	vs. RNO	L	4-14	32-24	2nd	-3.0	Barrett (1-0)	Overton (1-1)	Muren (1)	2:59	2,791	98,384	
6/6	57	vs. RNO	L	9-12	32-25	2nd	-4.0	Sampson (4-3)	Hagadone (2-3)	Sherfy (6)	3:27	6,714	105,098	
6/7	58	vs. RNO	L	3-8	32-26	2nd	-5.0	Davis (4-0)	Harper (3-2)		2:54	5,230	110,328	
6/8	59	vs. RNO	W	1-0 (11)	33-26	2nd	-4.0	Aro (1-0)	Stites (1-1)		3:26	3,387	113,715	
6/9	60	vs. LV	W	9-0	34-26	2nd	-4.0	Moore (3-0)	Knapp (2-7)	Martin (1)	2:46	6,457	120,172	
6/10	61	vs. LV	L	4-5	34-27	2nd	-4.0	Gilmartin (2-2)	Lowe (2-3)	Bradford (9)	2:52	6,891	127,063	
6/11	62	vs. LV	W	5-3	35-27	2nd	-4.0	Hernandez (1-0)	Montero (0-2)	Machi (8)	2:38	7,290	134,353	
6/12								OFF DAY						
6/13	63	at ELP	L	1-3	35-28	2nd	-4.0	Rienzo (3-0)	Whalen (0-4)	Cimber (1)	2:16	6,845		
6/14	64	at ELP	L	6-9	35-29	2nd	-5.0	Quackenbush (2-0)	Lowe (2-4)		3:19	6,474		
6/15	65	at ELP	L	1-5	35-30	2nd	-6.0	Vargas (1-0)	Moore (3-1)		2:35	8,789		
6/16	66	at ELP	L	3-9	35-31	2nd	-6.0	Magill (4-4)	Overton (1-2)		2:51	8,967		
6/17	67	vs. SL	W	2-0	36-31	2nd	-6.0	Hernandez (2-0)	Diaz (1-4)	Machi (9)	2:38	6,868	141,321	
6/18	68	vs. SL	L	3-4	36-32	2nd	-7.0	Miller (5-1)	Machi (2-1)	Pounders (4)	2:44	7,028	148,349	
6/19	69	vs. SL	L	3-6	36-33	2nd	-8.0	Banuelos (4-4)	Iwakuma (0-1)	Magnifico (3)	2:57	4,207	152,619	
6/20	70	vs. SL	W	7-6	37-33	2nd	-7.0	De Jong (3-3)	Wright (2-3)	Pagan (3)	2:56	3,602	156,221	

2017 RAINIERS GAME-BY-GAME

DATE	G	OPP	W/L	SCORE	REC	POS	GB/A	WINNER	LOSER	SAVE	TIME	ATT	
6/21	OFF DAY												
6/22	71	at RNO	L	3-4	37-34	2nd	-8.0	Davis (5-0)	Machi (2-2)		2:54	4,538	
6/23	72	at RNO	W	13-6	38-34	2nd	-7.0	Aro (2-0)	Laffey (4-1)		3:16	7,030	
6/24	73	at RNO	L	5-9	38-35	2nd	-8.0	Davis (6-0)	Light (0-1)		3:03	6,739	
6/25	74	at RNO	L	1-9	38-36	2nd	-9.0	Jokisch (6-3)	Whalen (0-5)		2:40	3,740	
6/26	75	vs. LV	W	9-8	39-36	2nd	-8.0	Hagadone (3-3)	Baldonado (0-2)	Pagan (4)	2:49	3,125	159,346
6/27	76	vs. LV	L	7-8	39-37	T-2nd	-8.0	Regnault (2-0)	Machi (2-3)	Robles (3)	3:12	3,407	162,753
6/28	77	vs. LV	W	7-2	40-37	T-2nd	-7.0	Lawrence (1-0)	Boscan (3-6)		3:22	5,938	168,691
6/29	78	vs. LV	W	7-5	41-37	T-2nd	-7.0	Pagan (2-1)	Robles (0-1)		3:06	4,520	173,211
6/30	79	vs. ABQ	L	3-7	41-38	3rd	-7.0	Carle (2-4)	Whalen (0-6)		3:13	7,255	180,466
JUNE (10-18) BATTING: .275 (263x957), 27 HR PITCHING: 10-18, 6 SV, 5.73 ERA (156ERx273.0IP)													
7/1	80	vs. ABQ	L	1-4	41-39	3rd	-7.5	Carpener (4-6)	De Jong (3-4)	Diaz (1)	2:31	5,869	186,335
7/2	81	vs. ABQ	W	5-2	42-39	3rd	-8.0	Aro (3-0)	House (4-1)	Pagan (5)	2:42	5,334	191,669
7/3	82	vs. ABQ	W	9-0	43-39	3rd	-7.0	Lawrence (2-0)	Enright (4-3)		2:52	7,247	198,916
7/4	83	at RNO	W	12-4	44-39	3rd	-6.0	Bergman (6-0)	Laffey (4-3)		3:11	10,506	
7/5	84	at RNO	L	3-6	44-40	3rd	-7.0	Banda (7-4)	Whalen (0-7)	Sherfy (11)	2:42	3,532	
7/6	85	at RNO	L	7-9	44-41	3rd	-8.0	Duncan (7-5)	Kiekhefer (0-2)	Bracho (4)	3:08	4,014	
7/7	86	at SAC	W	2-1	45-41	3rd	-8.0	Kelly (1-1)	Gage (0-2)	Machi (10)	2:25	7,031	
7/8	87	at SAC	L	3-6	45-42	3rd	-	Suarez (3-2)	Lawrence (2-1)	Law (2)	2:27	-	
DH	88	at SAC	L	0-3 (7)	45-43	3rd	-8.0	Knight (2-2)	Hutchison (0-1)	Rogers (3)	1:51	12,175	
7/9	89	at SAC	W	12-0	46-43	3rd	-7.5	Bergman (7-0)	Flores (0-1)		2:22	5,882	
7/10	***2017 TRIPLE-A HOME RUN DERBY - CHENEY STADIUM, TACOMA, WA***												
7/11	***2017 TRIPLE-A ALL-STAR GAME - CHENEY STADIUM, TACOMA, WA***												
7/12	***2017 TRIPLE-A ALL-STAR GAME - CHENEY STADIUM, TACOMA, WA***												
7/13	90	vs. FRE	L	1-5	46-44	3rd	-8.5	Thornton (6-2)	Gaviglio (2-4)		2:41	5,361	204,277
7/14	91	vs. FRE	L	0-4	46-45	3rd	-8.5	Comer (4-3)	Lawrence (2-2)		2:43	6,785	211,062
7/15	92	vs. FRE	L	2-11	46-46	3rd	-8.5	Deetz (2-3)	Cloyd (1-1)	Emanuel (1)	2:58	5,580	216,642
7/16	93	vs. FRE	L	4-5	46-47	3rd	-8.5	McCurry (2-0)	Machi (2-4)	Jankowski (7)	3:12	6,752	223,394
7/17	94	at ABQ	L	5-6	46-48	3rd	-8.5	Howard (3-2)	Bergman (7-1)	House (2)	2:51	7,592	
7/18	95	at ABQ	L	3-5 (7)	46-49	-	-	Flemmer (4-6)	Kiekhefer (0-3)	Farris (1)	2:09	-	
DH	96	at ABQ	W	9-3 (7)	47-49	3rd	-9.0	Aro (4-0)	Weber (1-5)		2:21	7,616	
7/19	97	at ABQ	L	1-3	47-50	3rd	-9.0	Carpenter (7-6)	Lawrence (2-3)	Rosscup (2)	2:20	9,821	
7/20	98	at ABQ	W	14-11	48-50	3rd	-9.0	Lowe (3-4)	Vasto (3-1)	Altavilla (1)	3:09	5,457	
7/21	99	vs. SAC	W	4-3 (10)	49-50	3rd	-8.0	Kiekhefer (1-3)	Gomez (2-6)		3:09	7,432	230,826
7/22	100	vs. SAC	W	4-1	50-50	3rd	-8.0	Bergman (8-1)	Suarez (3-4)	Altavilla (2)	2:34	6,506	237,332
7/23	101	vs. SAC	W	7-4	51-50	3rd	-8.0	Gaviglio (3-4)	Gage (0-4)	Vieira (1)	2:55	6,576	243,908
7/24	102	vs. SAC	W	4-3	52-50	3rd	-8.0	Gonzales (1-0)	Sitton (5-3)	Altavilla (3)	2:41	5,660	249,568
7/25	103	at COS	L	4-13	52-51	3rd	-9.0	Ventura (5-2)	Lawrence (2-4)		3:01	7,417	
7/26	104	at COS	L	4-12 (8)	52-52	3rd	-9.0	Jungmann (6-1)	De Jong (3-5)		2:58	2,755	
7/27	105	at COS	L	9-16	52-53	3rd	-10.0	Barbosa (6-1)	Bergman (8-2)		3:42	2,940	
7/28	106	at COS	W	4-3 (10)	53-53	3rd	-10.0	Aro (5-0)	Gorforth (2-4)	Altavilla (4)	3:22	5,367	
7/29	107	at OKC	W	14-9	54-53	3rd	-10.0	Gonzales (2-0)	Masterson (9-5)	Cloyd (1)	3:27	9,610	
7/30	108	at OKC	W	5-3	55-53	3rd	-9.0	Povse (1-0)	Barlow (1-3)	Vieira (2)	3:09	4,801	
7/31	109	at OKC	L	1-3	55-54	3rd	-10.0	Buehler (1-1)	De Jong (3-6)	Bleich (1)	2:27	3,881	
JULY (14-15) BATTING: .287 (282x982), 30 HR PITCHING: 14-15, 9 SV, 5.20 ERA (142ERx246.0IP)													
8/1	110	at OKC	L	1-3	55-55	3rd	-10.0	Font (9-5)	Moore (3-2)	Younginer (8)	2:55	4,499	
8/2	OFF DAY												
8/3	111	vs. MEM	L	4-10	55-56	3rd	-11.0	Zeid (7-2)	Bergman (8-3)		3:17	5,317	254,885
8/4	112	vs. MEM	L	4-5	55-57	3rd	-11.0	Gant (4-5)	Gaviglio (3-5)	Lucas (11)	2:51	5,693	260,578
8/5	113	vs. MEM	W	5-4	56-57	3rd	-10.0	Altavilla (1-0)	Lucas (8-1)		2:46	6,286	266,864
8/6	114	vs. MEM	L	0-6	56-58	3rd	-10.0	Flaherty (4-1)	Moore (3-3)		2:26	6,755	273,619
8/7	115	vs. NAS	W	8-7 (12)	57-58	3rd	-9.0	Kiekhefer (2-3)	Trivino (1-1)		5:08	5,087	278,706
8/8	116	vs. NAS	L	3-6 (10)	57-59	3rd	-10.0	Alcantara (1-2)	Castellanos (0-1)		3:21	7,666	286,372
8/9	117	vs. NAS	W	9-2	58-59	3rd	-10.0	Frieri (1-0)	Montas (2-0)		2:45	5,211	291,583
8/10	118	vs. NAS	L	4-7	58-60	3rd	-10.0	Bracewell (2-2)	Povse (1-1)	Alcantara (2)	3:13	4,994	296,577
8/11	119	vs. RNO	W	2-6	59-60	3rd	-9.0	Bannister (1-0)	Jokisch (7-6)	Altavilla (5)	2:33	6,756	303,333
8/12	120	vs. RNO	W	10-9 (11)	60-60	3rd	-9.0	Light (1-1)	De La Rosa (1-2)		4:10	6,929	310,262
8/13	121	vs. RNO	W	2-1	61-60	3rd	-8.0	Gomez (1-0)	Sherfy (2-1)		2:42	5,880	316,142
8/14	122	vs. RNO	L	4-8	61-61	3rd	-8.0	Clarke (2-1)	Martin (0-1)		3:02	4,425	320,567
8/15	123	at SL	L	5-9	61-62	3rd	-8.0	Scribner (11-3)	Povse (1-2)		3:19	5,094	
8/16	124	at SL	L	2-3	61-63	3rd	-9.0	Lamb (4-2)	Garton (0-1)	Guerra (2)	2:37	10,223	
8/17	125	at SL	L	9-11	61-64	3rd	-9.0	Banuelos (5-4)	Frieri (1-2)	Gurka (1)	3:17	6,633	
8/18	126	at SL	W	7-6	62-64	3rd	-8.0	Gergman (9-3)	Wright (6-9)	Altavilla (6)	2:59	14,511	
8/19	127	vs. ELP	L	0-2	62-65	3rd	-9.0	Overton (6-5)	Povse (1-3)	Quack. (3)	2:44	6,492	327,059
8/20	128	vs. ELP	L	1-5	62-66	3rd	-10.0	Kimber (3-1)	Garton (0-2)		2:28	7,303	334,362
8/21	129	vs. ELP	W	9-6	63-66	3rd	-9.0	Aro (6-0)	Lloyd (1-4)		2:59	5,170	339,532
8/22	130	vs. ELP	W	3-2	64-66	3rd	-9.0	Kiekhefer (3-3)	Valdez (3-4)	Gomez (1)	2:45	7,201	346,733
8/23	OFF DAY												
8/24	131	at FRE	L	1-10	64-67	3rd	-10.0	Martinez (7-11)	Bergman (9-4)		2:43	7,904	
8/25	132	at FRE	W	7-3	65-67	3rd	-10.0	Marshall (1-0)	McCullers (0-1)		3:05	12,708	
8/26	133	at FRE	L	0-1	65-68	3rd	-11.0	Armenteros (7-1)	Moore (3-4)	Diaz (3)	2:26	9,189	
8/27	134	at FRE	L	3-6	65-69	3rd	-12.0	Thornton (7-4)	Gaviglio (3-6)	McCurry (5)	2:43	1,695	
8/28	135	vs. SL	L	2-3	65-70	3rd	-12.0	Pinder (1-0)	Martin (0-2)	Pounders (6)	2:57	6,962	353,695
8/29	136	vs. SL	L	1-8	65-71	3rd	-12.5	Barria (2-0)	Povse (1-4)		3:06	6,868	360,563
8/30	137	vs. SL	L	2-7	65-72	3rd	-13.0	Gurka (3-1)	Light (1-2)		2:30	7,458	368,021
8/31	138	vs. SL	W	3-2	66-72	3rd	-12.0	Altavilla (2-0)	Guerra (4-1)		2:50	6,930	374,951
AUGUST (11-18) BATTING: .227 (218x959), 22 HR PITCHING: 11-18, 3 SV, 4.71 ERA (136ERx206.0IP)													
9/1	139	at LV	L	2-3	66-73	3rd	-13.0	Wagner (1-0)	Aro (6-1)	Baldonado (2)	2:46	7,233	
9/2	140	at LV	L	6-7	66-74	3rd	-13.0	McGowan (6-5)	Vieira (0-1)		2:40	6,252	
9/3	141	at LV	L	1-2	66-75	3rd	-13.0	Wagner (2-0)	Frieri (1-2)		2:45	4,040	
9/4	142	at LV	L	1-4	66-76	3rd	-14.0	Albaladejo (2-4)	Castellanos (0-2)		2:01	3,366	
SEPTEMBER (0-4) BATTING: .226 (30x133), 2 HR PITCHING: 0-4, 0 SV, 4.13 ERA (15ERx32.2IP)													

FRONT OFFICE
 CHENEY STADIUM
 COACHES/STAFF
 2018 RAINIERS
 2017 SEASON REVIEW
 OPPONENTS
 HISTORY & RECORDS
 MEDIA & MISC.

2017 RAINIERS HIGHS & LOWS

FRONT OFFICE

CHENEY STADIUM

COACHES/STAFF

2018 RAINIERS

2017 SEASON REVIEW

OPPONENTS

HISTORY & RECORDS

MEDIA & MISC.

TEAM BATTING

Most Runs, Game.....	14, twice, last, 7/29 at OKC
Fewest Runs, Game.....	0, 10 times, last, 8/26 at FRE
Most Runs, Inning.....	7, three times, last, 8/21 vs. ELP (2nd inning)
Most Hits, Game.....	21, 6/23 at RNO
Fewest Hits, Game.....	1, 8/26 at FRE
Most Hits, Inning.....	7, twice, last, 8/21 vs. ELP (2nd inning)
Most Doubles, Game.....	7, 7/9 at SAC
Most Triples, Game.....	3, 5/28 at SL
Most Home Runs, Game.....	5, 7/20 at ABQ
Most Consecutive Games, Homer.....	6 G, twice, last, 8/7-12
Most Consecutive Games, No Homer.....	8 G, 8/25-9/1
Most Extra Base Hits, Game.....	10, 7/9 at SAC
Total Bases, Game.....	34, 7/20 at ABQ
Most Walks, Game.....	12, 8/7 vs. NAS
Fewest Walks, Game.....	0, six times, last, 9/4 at LV
Most Strikeouts, Game.....	18, 4/20 at ELP
Fewest Strikeouts, Game.....	2, five times, last, 7/23 vs. SAC
Most Stolen Bases, Game.....	5, 7/30 at OKC
Most Left On Base, Game.....	16, 6/28 vs. LV

INDIVIDUAL BATTING

Most At-Bats, Game.....	6, 19 times, last, O'Malley/Miller, 8/7 vs. NAS
Most Runs, Game.....	4, twice, last, Motter, 8/17 at SL
Most Hits, Game.....	4, 10 times, last, Beckham, 8/18 at SL
Most Doubles, Game.....	3, Martin, 7/9 at SAC
Most Triples, Game.....	1, 27 times, last, Aplin, 8/31 vs. SL
Most Home Runs, Game.....	2, five times, last, O'Neill/Beckham, 7/20 at ABQ
Most RBI, Game.....	7, O'Neill, 6/23 at RNO
Most Walks, Game.....	3, 12 times, last, Marjama, 8/31 vs. SL
Most Strikeouts, Game.....	4, five times, last, Martin, 7/28 at COS
Most Stolen Bases, Game.....	2, seven times, last, Miller, 8/30 vs. SL
Longest Hitting Streak.....	16 G, Vogelbach, 7/17-31

TEAM PITCHING

Fewest Runs, Game.....	0, 13 times, last, 7/9 at SAC
Most Runs, Game.....	16, 7/27 at COS
Most Runs, Inning.....	7, twice, last, 8/17 at SL (2nd inning)
Fewest Hits, Game.....	2, twice, last, 7/7 at SAC
Most Hits, Game.....	17, three times, last, 8/3 vs. MEM
Fewest Walks, Game.....	0, 18 times, last, 7/31 at OKC
Most Walks, Game.....	9, 8/7 vs. NAS
Most Strikeouts, Game.....	13, four times, last, 8/19 vs. ELP
Most Doubles, Game.....	6, 9/2 at LV
Most Triples, Game.....	3, twice, last, 7/17 at ABQ
Most Home Runs, Game.....	3, 11 times, last, 7/20 at ABQ

INDIVIDUAL PITCHING

Longest Winning Streak.....	5 G, Bergman, 4/11-5/2
Longest Losing Streak.....	3 G, three times, last, Povse, 8/10-19
Most Innings Pitched, Starter.....	9.0, Lawrence, 7/3 vs. ABQ
Most Innings Pitched, Reliever.....	5.2, Weber, 4/20 at ELP
Most Walks, Game.....	4, seven times, last, Gonzales, 7/29 at OKC
Most Strikeouts, Game.....	9, twice, last, Moore, 5/20 at IOW
Most Hit By Pitch, Game.....	3, De Jong, 6/2 at FRE
Most Runs Allowed, Game.....	11, Bergman, 7/27 at COS
Most Hits Allowed, Game.....	12, De Jong, 6/26 vs. LV

TEAM MISCELLANEOUS

Longest Winning Streak.....	5 G, twice, last, 7/20-24
Longest Winning Streak, Home.....	9 G, 4/13-30
Longest Winning Streak, Road.....	3 G, three times, last, 7/28-30
Most Consecutive Losses.....	6 G, 7/13-18
Most Consecutive Losses, Home.....	4 G, 7/13-16
Most Consecutive Losses, Road.....	6 G, 8/26-9/4
Longest Game, Time.....	3:44, 5/1 vs. SAC (9 inn.); 5:08, 8/7 vs. NAS (12 inn.)
Shortest Game, Time.....	2:01, 9/4 at LV (9 inn.); 1:32, 5/17 at OMA (GM2) (7 inn.)
Longest Game, Innings.....	12, 8/7 vs. NAS
Highest Attendance, Home.....	7,666, 8/8 vs. NAS
Highest Attendance, Road.....	14,511, 8/18 at SL
Lowest Attendance, Home.....	2,322, 5/1 vs. SAC
Lowest Attendance, Road.....	2,615, 5/17 at OMA (GM1)
Most Double Plays Turned.....	4, 7/30 at OKC
Most Opponent Double Plays Turned.....	4, twice, last, 7/27 at COS
Most Errors.....	4, three times, last, 8/29 vs. SL
Largest Margin of Victory.....	12 R, 7/9 at SAC
Largest Margin of Defeat.....	10 R, 6/5 vs. RNO
Biggest Comeback To Win.....	8 R, 6/26 vs. LV

2017 RAINIERS TRANSACTIONS

NO.	DATE	ACTION	POS	PLAYER	TRANSACTION
1-25	4/1	ADD	VAR	MULTIPLE PLAYERS	Added to initial roster.
26	4/3	DELETE	RHP	CHASE DE JONG	Selected by Seattle.
27	4/4	ADD	RHP	EVAN MARSHALL	Optioned from Seattle.
28	4/9	ADD	RHP	CHASE DE JONG	Optioned from Seattle.
29	4/9	DELETE	OF	JAMES RAMSEY	Released from contract.
30	4/11	DELETE	INF	MIKE FREEMAN	Selected by Seattle.
31	4/11	DELETE	LHP	PAUL FRY	Designated for assignment.
32	4/12	DELETE	RHP	EVAN MARSHALL	Recalled by Seattle.
33	4/12	ADD	RHP	CASEY FIEN	Outrighted from Seattle.
34	4/12	ADD	RHP	MICHAEL RIVERA	Transferred from AZL Extended.
35	4/12	ADD	OF	BOOG POWELL	Reinstated from Restricted List.
36	4/14	DELETE	RHP	MICHAEL RIVERA	Transferred to AZL Extended.
37	4/14	ADD	LHP	DILLON OVERTON	Optioned from Seattle.
38	4/16	DELETE	RHP	DYLAN UNSWORTH	Transferred to Arkansas (AA).
39	4/16	ADD	C	ALEXANDER CAPRIATA	Transferred from AZL Extended.
40	4/18	DELETE	C	ALEXANDER CAPRIATA	Transferred to AZL Extended.
41	4/18	ADD	C	RYAN SCOTT	Transferred from AZL Extended.
42	4/19	DELETE	C	STEVEN BARON	Placed on Disabled List.
43	4/21	ADD	RHP	BRETT ASH	Transferred from Arkansas (AA).
44	4/21	ADD	RHP	RAFAEL PINEDA	Transferred from Arkansas (AA).
45	4/21	ADD	RHP	DAN ALTAVILLA	Optioned from Seattle.
46	4/21	DELETE	RHP	CHASE DE JONG	Recalled by Seattle.
47	4/23	DELETE	RHP	CHRIS HESTON	Recalled by Seattle.
48	4/23	DELETE	INF	DANIEL VOGELBACH	Recalled by Seattle.
49	4/23	ADD	RHP	CHASE DE JONG	Optioned from Seattle.
50	4/24	DELETE	RHP	BRETT ASH	Transferred to Arkansas (AA).
51	4/24	ADD	INF	MIKE FREEMAN	Optioned from Seattle.
52	4/25	ADD	C	ALEXANDER CAPRIATA	Transferred from AZL Extended.
53	4/26	DELETE	RHP	CASEY FIEN	Selected by Seattle.
54	4/26	DELETE	RHP	CHASE DE JONG	Recalled by Seattle.
55	4/26	DELETE	LHP	DILLON OVERTON	Recalled by Seattle.
56	4/26	DELETE	OF	BEN GAMEL	Recalled by Seattle.
57	4/26	ADD	RHP	EVAN MARSHALL	Optioned from Seattle.
58	4/26	ADD	RHP	CHRIS HESTON	Optioned from Seattle.
59	4/26	DELETE	RHP	RAFAEL PINEDA	Transferred to AZL Extended.
60	4/27	ADD	INF	JOSEPH ROSA	Transferred from AZL Extended.
61	4/27	DELETE	C	RYAN SCOTT	Transferred to Clinton (A).
62	4/27	ADD	RHP	ROB WHALEN	Optioned from Seattle.
63	4/27	ADD	OF	LEONYS MARTIN	Outrighted from Seattle.
64	4/28	ADD	C	STEVEN BARON	Activated from Disabled List.
65	4/28	DELETE	C	ALEXANDER CAPRIATA	Transferred to AZL Extended.
66	4/29	DELETE	OF	BOOG POWELL	Recalled by Seattle.
67	4/29	DELETE	INF	GORDON BECKHAM	Placed on Disabled List.
68	5/2	DELETE	RHP	JEAN MACHI	Selected by Seattle.
69	5/2	DELETE	RHP	EMILIO PAGAN	Selected by Seattle.
70	5/2	ADD	INF	DANIEL VOGELBACH	Optioned from Seattle.
71	5/2	ADD	INF	SETH MEJIAS-BREAN	Traded outright from Louisville (CIN-AAA)
72	5/2	ADD	LHP	PAUL PAEZ	Transferred from AZL Extended.
73	5/2	ADD	LHP	LANE RATLIFF	Transferred from AZL Extended.
74	5/3	DELETE	INF	JOSEPH ROSA	Transferred to AZL Extended.
75	5/3	ADD	RHP	CASEY FIEN	Outrighted from Seattle.
76	5/4	ADD	OF	BOOG POWELL	Optioned from Seattle.
77	5/5	ADD	C	ALEXANDER CAPRIATA	Transferred from AZL Extended.
78	5/5	DELETE	INF	MIKE FREEMAN	Recalled by Seattle.
79	5/5	DELETE	RHP	EVAN MARSHALL	Recalled by Seattle.
80	5/5	DELETE	C	TUFFY GOSEWISCH	Recalled by Seattle.
81	5/5	ADD	C	MIKE ZUNINO	Optioned from Seattle.
82	5/6	DELETE	RHP	DAN ALTAVILLA	Recalled by Seattle.
83	5/6	DELETE	RHP	ROB WHALEN	Recalled by Seattle.
84	5/6	ADD	RHP	EMILIO PAGAN	Optioned from Seattle.
85	5/6	DELETE	LHP	LANE RATLIFF	Transferred to AZL Extended.
86	5/6	ADD	RHP	MICHAEL RIVERA	Transferred from AZL Extended.
87	5/6	ADD	RHP	NATHAN BANNISTER	Transferred from Modesto (A+).
88	5/7	DELETE	RHP	NATHAN BANNISTER	Transferred to Modesto (A+).
89	5/7	ADD	RHP	ROB WHALEN	Optioned from Seattle.
90	5/7	ADD	LHP	MICHAEL SUAREZ	Transferred from AZL Extended.
91	5/7	ADD	LHP	KYLE HUNTER	Transferred from Arkansas (AA).
92	5/7	DELETE	RHP	CHRISTIAN BERGMAN	Selected by Seattle.
93	5/8	ADD	RHP	ANDREW MOORE	Transferred from Arkansas (AA).
94	5/8	DELETE	LHP	PAUL PAEZ	Transferred to Arkansas (AA).
95	5/8	DELETE	LHP	MICHAEL SUAREZ	Transferred to AZL Extended.
96	5/9	DELETE	RHP	CASEY FIEN	Outright trade to Philadelphia.
97	5/10	DELETE	RHP	SAM GAVIGLIO	Selected by Seattle.

FRONT
OFFICE

CHENEY
STADIUM

COACHES/
STAFF

2018
RAINIERS

2017 SEASON
REVIEW

OPPONENTS

HISTORY &
RECORDS

MEDIA &
MISC.

2017 RAINIERS TRANSACTIONS (CONTINUED)

NO.	DATE	ACTION	POS	PLAYER	TRANSACTION
98	5/11	ADD	INF	RAYDER ASCANIO	Transferred from Clinton (A).
99	5/11	ADD	RHP	DAN ALTAVILLA	Optioned from Seattle.
100	5/11	ADD	INF	DANNY MUNO	Signed minor league contract.
101	5/11	DELETE	C	ALEXANDER CAPRIATA	Transferred to AZL Extended.
102	5/12	ADD	RHP	TYLER CLOYD	Signed minor league contract.
103	5/12	DELETE	RHP	MICHAEL RIVERA	Transferred to AZL Extended.
104	5/12	ADD	RHP	CASEY LAWRENCE	Optioned from Seattle.
105	5/13	DELETE	RHP	RYAN WEBER	Selected by Seattle.
106	5/14	ADD	RHP	ART WARREN	Transferred from Modesto (A+).
107	5/14	DELETE	RHP	DAN ALTAVILLA	Recalled by Seattle.
108	5/16	DELETE	RHP	ART WARREN	Transferred to Modesto (A+).
109	5/16	DELETE	OF	BOOG POWELL	Recalled by Seattle.
110	5/16	ADD	LHP	PAUL PAEZ	Transferred from Arkansas (AA).
111	5/17	ADD	RHP	STEVEN RIDINGS	Transferred from AZL Extended.
112	5/17	DELETE	RHP	CASEY LAWRENCE	Recalled by Seattle.
113	5/18	DELETE	INF	RAYDER ASCANIO	Transferred to Clinton (A).
114	5/18	ADD	RHP	JEAN MACHI	Outrighted from Seattle.
115	5/18	ADD	RHP	CHASE DE JONG	Optioned from Seattle.
116	5/19	DELETE	LHP	PAUL PAEZ	Placed on Disabled List.
117	5/20	ADD	RHP	NATHAN BANNISTER	Transferred from Modesto (A+).
118	5/20	ADD	LHP	DILLON OVERTON	Optioned from Seattle.
119	5/21	DELETE	RHP	CHRIS HESTON	Recalled by Seattle.
120	5/21	DELETE	INF	DANIEL VOGELBACH	Recalled by Seattle.
121	5/21	ADD	INF	MIKE FREEMAN	Optioned from Seattle.
122	5/21	ADD	RHP	RYAN KELLY	Signed minor league contract.
123	5/21	ADD	C	TUFFY GOSEWISCH	Optioned from Seattle.
124	5/21	ADD	RHP	CHRIS HESTON	Optioned from Seattle.
125	5/21	ADD	INF	DANIEL VOGELBACH	Optioned from Seattle.
126	5/22	DELETE	RHP	STEVEN RIDINGS	Transferred to AZL Extended.
127	5/22	ADD	C	ALEXANDER CAPRIATA	Transferred from AZL Extended.
128	5/22	ADD	RHP	KODY KERSKI	Transferred from Clinton (A).
129	5/22	DELETE	RHP	EMILIO PAGAN	Recalled by Seattle.
130	5/22	DELETE	C	MIKE ZUNINO	Recalled by Seattle.
131	5/22	DELETE	RHP	NATHAN BANNISTER	Transferred to Modesto (A+).
132	5/23	DELETE	C	ALEXANDER CAPRIATA	Transferred to AZL Extended.
133	5/23	DELETE	RHP	KODY KERSKI	Transferred to Modesto (A+).
134	5/24	DELETE	RHP	CHRIS HESTON	Designated for assignment.
135	5/24	DELETE	RHP	ROB WHALEN	Recalled by Seattle.
136	5/24	ADD	RHP	EMILIO PAGAN	Optioned from Seattle.
137	5/25	ADD	OF	ANDREW APLIN	Optioned from Seattle.
138	5/25	DELETE	OF	DARIO PIZZANO	Transferred to Arkansas (AA).
139	5/25	DELETE	INF	SETH MEJIAS-BREAN	Transferred to Arkansas (AA).
140	5/26	DELETE	INF	MIKE FREEMAN	Claimed off waivers from Los Angeles NL.
141	5/26	ADD	LHP	LANE RATLIFF	Transferred from AZL Extended.
142	5/26	ADD	RHP	NATHAN BANNISTER	Transferred from Modesto (A+).
143	5/27	DELETE	RHP	NATHAN BANNISTER	Transferred to Modesto (A+).
144	5/28	DELETE	RHP	RYNE HARPER	Selected by Seattle.
145	5/28	ADD	RHP	ROB WHALEN	Optioned from Seattle.
146	5/29	DELETE	LHP	KYLE HUNTER	Placed on Disabled List.
147	5/30	ADD	RHP	JONATHAN ARO	Activated from Restricted List.
148	5/30	ADD	RHP	RYNE HARPER	Optioned from Seattle.
149	5/31	ADD	RHP	CODY MARTIN	Activated from Disabled List.
150	5/31	DELETE	LHP	LANE RATLIFF	Transferred to AZL Extended.
151	5/31	ADD	INF	EUGENE HELDER	Transferred from AZL Extended.
152	6/2	DELETE	RHP	TYLER CLOYD	Selected by Seattle.
153	6/2	DELETE	INF	CHRIS TAYLOR	Selected by Seattle.
154	6/2	ADD	RHP	CASEY LAWRENCE	Optioned from Seattle.
155	6/2	DELETE	OF	ANDREW APLIN	Designated for Assignment.
156	6/2	ADD	INF	WILLIE ARGO	Transferred from Modesto (A+).
157	6/3	DELETE	INF	WILLIE ARGO	Transferred to Modesto (A+).
158	6/3	ADD	OF	BRAYAN HERNANDEZ	Transferred from AZL Extended.
159	6/3	ADD	INF	RYAN JACKSON	Signed minor league contract.
160	6/3	DELETE	INF	EUGENE HELDER	Transferred to AZL Extended.
161	6/5	ADD	OF	ANDREW APLIN	Outrighted from Seattle.
162	6/10	DELETE	RHP	EMILIO PAGAN	Recalled by Seattle.
163	6/10	ADD	RHP	TYLER CLOYD	Optioned from Seattle.
164	6/10	ADD	OF	BOOG POWELL	Optioned from Seattle.
165	6/11	ADD	RHP	EMILIO PAGAN	Optioned from Seattle.
166	6/12	DELETE	RHP	CASEY LAWRENCE	Recalled by Seattle.
167	6/12	ADD	LHP	KYLE HUNTER	Activated from Disabled List.
168	6/12	DELETE	OF	BRAYAN HERNANDEZ	Transferred to Everett (SS).
169	6/13	DELETE	RHP	EMILIO PAGAN	Placed on Temporarily Inactive List.
170	6/14	DELETE	RHP	CHASE DE JONG	Recalled by Seattle.

FRONT OFFICE

CHENEY STADIUM

COACHES/STAFF

2018 RAINIERS

2017 SEASON REVIEW

OPPONENTS

HISTORY & RECORDS

MEDIA & MISC.

2017 RAINIERS TRANSACTIONS (CONTINUED)

NO.	DATE	ACTION	POS	PLAYER	TRANSACTION
171	6/14	ADD	INF	GORDON BECKHAM	Activated from Disabled List.
172	6/16	DELETE	RHP	RYAN KELLY	Placed on Disabled List.
173	6/17	ADD	RHP	CASEY LAWRENCE	Optioned from Seattle.
174	6/17	DELETE	RHP	ROB WHALEN	Recalled by Seattle.
175	6/17	ADD	RHP	EMILIO PAGAN	Reinstated from Temporarily Inactive List.
176	6/17	DELETE	LHP	KYLE HUNTER	Transferred to Arkansas (AA).
177	6/18	DELETE	LHP	DILLON OVERTON	Designated for Assignment.
178	6/19	ADD	RHP	CHASE DE JONG	Optioned from Seattle.
179	6/19	ADD	RHP	PAT LIGHT	Optioned from Seattle.
180	6/21	DELETE	RHP	TYLER CLOYD	Designated for Assignment.
181	6/21	DELETE	RHP	ANDREW MOORE	Selected by Seattle.
182	6/21	ADD	INF	TYLER SMITH	Optioned from Seattle.
183	6/21	DELETE	INF	RYAN JACKSON	Released from player contract.
184	6/22	ADD	RHP	TYLER CLOYD	Outrighted from Seattle.
185	6/22	ADD	RHP	ROB WHALEN	Transferred from Arkansas (AA).
186	6/23	DELETE	RHP	TYLER CLOYD	Placed on Disabled List.
187	6/23	ADD	RHP	CHRISTIAN BERGMAN	Optioned from Seattle.
188	6/24	DELETE	RHP	RYNE HARPER	Placed on Disabled List.
188	6/26	ADD	RHP	ANDREW MOORE	Optioned from Seattle.
189	6/30	DELETE	RHP	PAT LIGHT	Placed on Disabled List.
190	6/30	ADD	RHP	RYAN KELLY	Activated from Disabled List.
191	7/2	DELETE	OF	BOOG POWELL	Recalled by Seattle.
192	7/2	ADD	RHP	RYNE HARPER	Activated from Disabled List.
193	7/2	DELETE	LHP	NICK HAGADONE	Released from player contract.
194	7/3	DELETE	RHP	ANDREW MOORE	Recalled by Seattle.
195	7/3	ADD	RHP	MAX POVSE	Optioned from Seattle.
196	7/4	ADD	RHP	DAN ALTAVILLA	Optioned from Seattle.
197	7/6	DELETE	RHP	ROB WHALEN	Placed on Disabled List.
198	7/6	ADD	RHP	AUSTIN HUTCHISON	Transferred from AZL Mariners (ROK).
199	7/6	ADD	RHP	SAM GAVIGLIO	Optioned from Seattle.
200	7/7	DELETE	RHP	EMILIO PAGAN	Recalled by Seattle.
201	7/7	DELETE	RHP	CODY MARTIN	Placed on Temporarily Inactive List.
202	7/8	ADD	RHP	PAT LIGHT	Activated from Disabled List.
203	7/9	ADD	RHP	TYLER CLOYD	Activated from Disabled List.
204	7/9	DELETE	RHP	AUSTIN HUTCHISON	Transferred to AZL Mariners (ROK).
205	7/10	DELETE	OF	ANDREW APLIN	Placed on Disabled List.
206	7/11	ADD	LHP	PAUL PAEZ	Activated from Disabled List.
207	7/11	DELETE	LHP	PAUL PAEZ	Transferred to Arkansas (AA).
208	7/13	ADD	RHP	CODY MARTIN	Activated from Temporarily Inactive List.
209	7/17	ADD	OF	BOOG POWELL	Optioned from Seattle.
210	7/18	DELETE	RHP	SAM GAVIGLIO	Recalled by Seattle.
211	7/19	ADD	RHP	THYAGO VIEIRA	Transferred from Arkansas (AA).
212	7/19	DELETE	RHP	RYAN KELLY	Transferred to Arkansas (AA).
213	7/20	DELETE	RHP	MAX POVSE	Recalled by Seattle.
214	7/20	ADD	RHP	SAM GAVIGLIO	Optioned from Seattle.
215	7/20	ADD	RHP	MAX POVSE	Optioned from Seattle.
216	7/21	ADD	LHP	MARCO GONZALES	Optioned from Seattle.
217	7/21	DELETE	OF	TYLER O'NEILL	Traded to Memphis (AAA-St. Louis).
218	7/21	DELETE	RHP	JEAN MACHI	Traded to Charlotte (AAA-Chicago AL).
219	7/21	DELETE	RHP	MARK LOWE	Traded to Charlotte (AAA-Chicago AL).
220	7/22	ADD	OF	IAN MILLER	Transferred from Arkansas (AA).
221	7/22	DELETE	LHP	DEAN KIEKHEFER	Placed on Disabled List.
222	7/23	ADD	INF	TAYLOR MOTTER	Optioned from Seattle.
223	7/28	DELETE	RHP	CASEY LAWRENCE	Recalled by Seattle.
224	7/28	DELETE	RHP	CODY MARTIN	Selected by Seattle.
225	7/28	ADD	RHP	ANDREW MOORE	Optioned from Seattle.
226	7/28	DELETE	INF	TYLER SMITH	Designated for Assignment.
227	7/29	ADD	RHP	CODY MARTIN	Optioned from Seattle.
228	7/30	ADD	LHP	DEAN KIEKHEFER	Activated from Disabled List.
229	7/30	ADD	OF	DARIO PIZZANO	Transferred from Arkansas (AA).
230	7/30	DELETE	OF	LEONYS MARTIN	Selected by Seattle.
231	7/30	DELETE	INF	D.J. PETERSON	Designated for Assignment.
232	7/30	DELETE	INF	TYLER SMITH	Claimed off waivers by Texas.
233	8/2	ADD	RHP	EVAN MARSHALL	Outrighted from Seattle.
234	8/2	DELETE	RHP	JONATHAN ARO	Placed on Disabled List.
235	8/4	ADD	INF	SHAWN O'MALLEY	Optioned from Seattle.
236	8/5	DELETE	LHP	MARCO GONZALES	Recalled by Seattle.
237	8/6	DELETE	RHP	CODY MARTIN	Recalled by Seattle.
238	8/6	ADD	RHP	CODY MARTIN	Optioned from Seattle.
239	8/6	DELETE	C	TUFFY GOSEWSICH	Designated for Assignment.
240	8/6	DELETE	INF	D.J. PETERSON	Claimed off waivers by Chicago-AL.
241	8/6	DELETE	OF	BOOG POWELL	Traded to Oakland.
242	8/6	ADD	C	MIKE MARJAMA	Outright trade from Durham.

FRONT
OFFICE

CHENEY
STADIUM

COACHES/STAFF

2018
RAINIERS

2017 SEASON
REVIEW

OPPONENTS

HISTORY &
RECORDS

MEDIA &
MISC.

2017 RAINIERS TRANSACTIONS (CONTINUED)

NO.	DATE	ACTION	POS	PLAYER	TRANSACTION
243	8/6	ADD	RHP	RYAN GARTON	Optioned from Seattle.
244	8/7	DELETE	RHP	CHASE DE JONG	Transferred to Arkansas (AA).
245	8/7	ADD	OF	KYLE WALDROP	Transferred from Arkansas (AA).
246	8/8	ADD	LHP	CHRIS CASTELLANOS	Transferred from AZL Mariners (ROK).
247	8/8	ADD	RHP	ERNESTO FRIERI	Outright trade from Round Rock.
248	8/9	DELETE	LHP	CHRIS CASTELLANOS	Transferred to Everett (ROK).
249	8/10	ADD	C	TUFFY GOSEWISCH	Outrighted from Seattle.
250	8/10	DELETE	C	STEVEN BARON	Transferred to Arkansas (AA).
251	8/11	ADD	RHP	NATHAN BANNISTER	Transferred from Modesto (A+).
252	8/11	DELETE	RHP	ANDREW MOORE	Recalled by Seattle.
253	8/11	ADD	RHP	JEANMAR GOMEZ	Signed as a free agent.
254	8/11	ADD	RHP	ANDREW ALBERS	Outright trade from Gwinnett.
255	8/12	DELETE	RHP	NATHAN BANNISTER	Transferred to Modesto (A+).
256	8/12	DELETE	RHP	CHRISTIAN BERGMAN	Recalled by Seattle.
257	8/13	DELETE	OF	DARIO PIZZANO	Transferred to Arkansas (AA).
258	8/13	ADD	RHP	BRYAN EVANS	Transferred from Arkansas (AA).
259	8/14	ADD	RHP	ANDREW MOORE	Optioned from Seattle.
260	8/14	DELETE	RHP	THYAGO VIEIRA	Recalled by Seattle.
261	8/14	DELETE	RHP	BRYAN EVANS	Transferred to Arkansas.
262	8/14	ADD	RHP	JONATHAN ARO	Activated from Disabled List.
263	8/15	DELETE	LHP	ANDREW ALBERS	Selected by Seattle.
264	8/15	DELETE	RHP	SAM GAVIGLIO	Recalled by Seattle.
265	8/15	ADD	LHP	KYLE HUNTER	Transferred from Arkansas (AA).
266	8/16	DELETE	LHP	KYLE HUNTER	Transferred to Arkansas (AA).
267	8/16	ADD	RHP	THYAGO VIEIRA	Optioned from Seattle.
268	8/16	ADD	RHP	CHRISTIAN BERGMAN	Outrighted from Seattle.
269	8/18	DELETE	RHP	RYNE HARPER	Transferred to Arkansas (AA).
270	8/19	ADD	OF	ANDREW APLIN	Activated from Disabled List.
271	8/20	DELETE	INF	TAYLOR MOTTER	Recalled by Seattle.
272	8/22	ADD	RHP	SAM GAVIGLIO	Optioned from Seattle.
273	8/22	DELETE	INF	SHAWN O'MALLEY	Placed on Disabled List.
274	8/22	ADD	INF	JOEY WONG	Transferred from Arkansas (AA).
275	8/22	DELETE	RHP	DAN ALTAVILLA	Recalled by Seattle.
276	8/24	DELETE	INF	GORDON BECKHAM	Placed on taxi squad.
277	8/24	ADD	INF	GIANFRANCO WAWOE	Transferred from Modesto (A+).
278	8/24	ADD	INF	KEVIN SANTA	Transferred from AZL Mariners (ROK).
279	8/26	DELETE	RHP	JEANMAR GOMEZ	Released from player contract.
280	8/28	DELETE	RHP	CHRISTIAN BERGMAN	Recalled by Seattle.
281	8/28	ADD	OF	LEONYS MARTIN	Outrighted from Seattle.
282	8/28	ADD	INF	GORDON BECKHAM	Activated from taxi squad.
283	8/28	DELETE	INF	GIANFRANCO WAWOE	Transferred to Modesto (A+).
284	8/28	DELETE	INF	KEVIN SANTA	Transferred to AZL Mariners (ROK).
285	8/29	ADD	RHP	DAN ALTAVILLA	Optioned from Seattle.
286	8/30	ADD	RHP	SCOTT KUZMINSKY	Transferred from Everett (SS).
287	8/31	DELETE	LHP	DEAN KIEKHEFER	Placed on Disabled List.
288	8/31	ADD	INF	SHAWN O'MALLEY	Activated from Disabled List.
289	9/1	DELETE	RHP	DAN ALTAVILLA	Recalled by Seattle.
290	9/1	DELETE	RHP	RYAN GARTON	Recalled by Seattle.
291	9/1	DELETE	C	MIKE MARJAMA	Selected by Seattle.
292	9/1	DELETE	RHP	ANDREW MOORE	Recalled by Seattle.
293	9/1	DELETE	RHP	SAM GAVIGLIO	Claimed off waivers by Kansas City.
294	9/1	ADD	RHP	RYNE HARPER	Transferred from Arkansas (AA).
295	9/1	ADD	LHP	CHRIS CASTELLANOS	Transferred from Everett (SS).
296	9/1	ADD	OF	AUSTIN GREBECK	Transferred from Everett (SS).
297	9/1	ADD	C	ALEXANDER CAPRIATA	Activated from Disabled List.
298	9/1	DELETE	OF	LEONYS MARTIN	Outright traded to Iowa (AAA-Chicago NL).
299	9/2	DELETE	INF	GORDON BECKHAM	Selected by Seattle.
300	9/2	DELETE	INF	SHAWN O'MALLEY	Designated for Assignment.
301	9/2	ADD	INF	EUGENE HELDER	Transferred from Everett (SS).
302	9/2	ADD	INF	LOGAN TAYLOR	Transferred from Modesto (A+).
303	9/4	ADD	RHP	SAM DELAPLANE	Transferred from AZL Mariners (ROK).

FRONT OFFICE

CHENEY STADIUM

COACHES/STAFF

2018 RAINIERS

2017 SEASON REVIEW

OPPONENTS

HISTORY & RECORDS

MEDIA & MISC.



OPPONENTS



ALBUQUERQUE ISOTOPES

ISOTOPES PARK

1601 AVENIDA CESAR CHAVEZ SE, ALBUQUERQUE, NM 87106

GENERAL MANAGER: JOHN TRAUB

FIELD MANAGER: GLENALLEN HILL

2017 RECORD, FINISH: 68-73, 3RD IN PACIFIC SOUTHERN DIVISION

OPENED:	CAPACITY:	LEFT:	CENTER:	RIGHT:
2003	13,500	340	400	340

TRIPLE-A AFFILIATE OF THE COLORADO ROCKIES (SINCE 2015)

Rainiers vs. Albuquerque

2017 vs. ABQ 8-7
 2017 at ABQ 3-5
 2017 at TAC 5-2
 All-Time vs. ABQ 235-254-1

Last Series Sweep

by TAC April 15-17, 2017
 (3-Game Series at ABQ)
 by ABQ May 13-16, 2006
 (4-Game Series at TAC)

2018 Schedule

at Tacoma:
 Apr. 17-20 & Apr. 30-May 3

at Albuquerque:
 July 4-8 & Aug. 13-15

2018 Field Staff

Manager Glenallen Hill
 Pitching Coach .. Brandon Emanuel
 Hitting Coach Tim Doherty
 Trainer Heath Townsend
 Strength Coach..... Marcus Lefton

Series Results, Last 10 Years

Year	Home	Road	Total
2017	5-2	3-5	8-7
2016	5-3	4-4	9-7
2015	4-4	4-4	8-8
2014	3-5	6-2	9-7
2013	---	2-2	2-2
2012	1-3	---	1-3
2011	---	2-2	2-2
2010	3-1	---	3-1
2009	---	2-2	2-2
2008	4-0	---	4-0



COLORADO SPRINGS SKY SOX

SECURITY SERVICE FIELD

4385 TUTT BLVD, COLORADO SPRINGS, CO 80922

GENERAL MANGER: TONY ENSOR

FIELD MANAGER: RICK SWEET

2017 RECORD, FINISH: 80-57, 1ST IN AMERICAN NORTHERN DIVISION

OPENED:	CAPACITY:	LEFT:	CENTER:	RIGHT:
1988	8,500	350	410	350

TRIPLE-A AFFILIATE OF THE MILWAUKEE BREWERS (SINCE 2015)

Rainiers vs. Col. Springs

2017 vs. COS 1-3
 2017 at COS 1-3
 2017 at TAC N/A
 All-Time vs. COS 172-172

Last Series Sweep

by TAC July 14-17, 2016
 (4-Game Series at TAC)
 by COS July 20-23, 2012
 (5-Game Series at CSP)

2018 Schedule

at Tacoma:
 Aug. 4-7

at Col. Springs:
 N/A

2018 Field Staff

Manager Rick Sweet
 Pitching Coach Fred Dabney
 Hitting Coach David Joppie
 Coach Ned Yost IV
 Trainer Aaron Hoback
 Strength Coach.. Andrew Emmick

Series Results, Last 10 Years

Year	Home	Road	Total
2017	---	1-3	1-3
2016	4-0	---	4-0
2015	---	2-2	2-2
2014	2-2	---	2-2
2013	7-1	4-4	11-5
2012	4-4	0-8	4-12
2011	3-5	5-3	8-8
2010	4-4	3-5	7-9
2009	6-2	2-6	8-8
2008	3-5	3-5	6-10



EL PASO CHIHUAHUAS

SOUTHWEST UNIVERSITY PARK
123 W. MILLS, SUITE 300, EL PASO, TX 79901

PRESIDENT: ALAN LEDFORD

FIELD MANAGER: ROD BARAJAS

2017 RECORD, FINISH: 73-69, 1ST IN PACIFIC SOUTHERN DIVISION

OPENED:	CAPACITY:	LEFT:	CENTER:	RIGHT:
2014	8,018	324	406	322

TRIPLE-A AFFILIATE OF THE SAN DIEGO PADRES (SINCE 2014)

Rainiers vs. El Paso

2017 vs. ELP	7-9
2017 at ELP	2-6
2017 at TAC	5-3
All-Time vs. ELP	30-34

Last Series Sweep

by TAC..... Apr. 11-14, 2016
(3-Game series at TAC)

by ELP..... June 13-16, 2017
(4-Game series at ELP)

2018 Schedule

at Tacoma:
May 21-24 & Aug. 24-27

at El Paso:
May 8-11 & Aug. 31-Sept. 3

2018 Field Staff

Manager.....Rod Barajas
Pitching Coach.. Bronswell Patrick
Hitting Coach.... Morgan Burkhart
Fielding Coach.... Lance Burkhart
Trainer,Nate Stewart
Strength Coach.....A.J. Russell

Entire Series Results

Year	Home	Road	Total
2017	5-3	2-6	7-9
2016	6-2	5-3	11-5
2015	3-5	5-3	8-8
2014	2-6	2-6	4-12



FRESNO GRIZZLIES

CHUKCHANSI PARK
1800 TULARE ST, FRESNO, CA 93721

PRESIDENT: DEREK FRANKS

FIELD MANAGER: RODNEY LINARES

2017 RECORD, FINISH: 77-65, 2ND IN PACIFIC NORTHERN DIVISION

OPENED:	CAPACITY:	LEFT:	CENTER:	RIGHT:
2002	12,500	324	400	335

TRIPLE-A AFFILIATE OF THE HOUSTON ASTROS (SINCE 2015)

Rainiers vs. Fresno

2017 vs. FRE	4-12
2017 at FRE	2-6
2017 at TAC	2-6
All-Time vs. FRE	155-132

Last Series Sweep

by TAC..... April 22-25, 2009
(4-Game Series at FRE)

by FRE..... July 13-16, 2017
(4-Game Series at TAC)

2018 Schedule

at Tacoma:
July 12-15 & Aug. 16-19

at Fresno:
Apr. 10-12 & Apr. 25-29

2018 Field Staff

Manager.....Rodney Linares
Pitching Coach.....Dyar Miller
Hitting Coach.....Darryl Robinson
Dev. Coach.....Ray Hernandez
Trainer,Lee Meyer
Strength Coach.. Dwayne Peterson

Series Results, Last 10 Years

Year	Home	Road	Total
2017	2-6	2-6	4-12
2016	5-3	4-4	9-7
2015	6-2	4-4	10-6
2014	5-3	4-4	9-7
2013	5-3	3-5	8-8
2012	4-4	3-5	7-9
2011	4-4	4-4	8-8
2010	4-4	3-5	7-9
2009	3-5	7-1	10-6
2008	6-2	4-4	10-6



IOWA CUBS

PRINCIPAL PARK

ONE LINE DRIVE, DES MOINES, IA 50309

PRESIDENT: SAM BERNABE

FIELD MANAGER: MARTY PEVEY

2017 RECORD, FINISH: 67-72, 4TH IN AMERICAN NORTHERN DIVISION

OPENED:	CAPACITY:	LEFT:	CENTER:	RIGHT:
1992	11,500	335	400	335

TRIPLE-A AFFILIATE OF THE CHICAGO CUBS (SINCE 1993)

Rainiers vs. Iowa

2017 vs. IOW.....	2-2
2017 at IOW.....	2-2
2017 at TAC.....	N/A
All-Time vs. IOW.....	47-48

Last Series Sweep

by TAC.....	May 19-22, 2016	(4-Game Series at TAC)
by IOW.....	Aug. 4-7, 2010	(4-Game Series at IOW)

2018 Schedule

at Tacoma:
June 16-19

at Iowa:
N/A

2018 Field Staff

Manager.....	Marty Pevey
Pitching Coach.....	Rod Nichols
Hitting Coach.....	Desi Wilson
Hitting Coach.....	Chris Valaika
Trainer.....	Ed Halbur
Strength Coach.....	Ryan Clausen

Series Results, Last 10 Years

Year	Home	Road	Total
2017	---	2-2	2-2
2016	4-0	---	4-0
2015	---	1-3	1-3
2014	2-2	---	2-2
2013	2-2	---	2-2
2012	---	3-1	3-1
2011	3-1	---	3-1
2010	---	0-4	0-4
2009	1-3	---	1-3
2008	---	1-3	1-3



LAS VEGAS 51s

CASHMAN FIELD

850 LAS VEGAS BLVD. N., LAS VEGAS, NV 89101

PRESIDENT: DON LOGAN

FIELD MANAGER: TONY DeFRANCESCO

2017 RECORD, FINISH: 56-86, 4TH IN PACIFIC SOUTHERN DIVISION

OPENED:	CAPACITY:	LEFT:	CENTER:	RIGHT:
1983	9,334	328	433	328

TRIPLE-A AFFILIATE OF THE NEW YORK METS (SINCE 2013)

Rainiers vs. Las Vegas

2017 vs. LV.....	8-7
2017 at LV.....	3-5
2017 at TAC.....	5-2
All-Time vs. LV.....	261-248

Last Series Sweep

by TAC.....	April 25-28, 2013	(4-Game Series at LV)
by LV.....	Sept. 1-4, 2017	(4-Game Series at LV)

2018 Schedule

at Tacoma:
May 17-20 & June 25-28

at Las Vegas:
May 25-29 & Aug. 28-30

2018 Field Staff

Manager.....	Tony DeFrancesco
Pitching Coach.....	Glenn Abbott
Hitting Coach.....	Joel Chimelis
Bullpen Coach.....	Jeremy Accardo
Trainer.....	Grant Hufford
Strength Coach.....	Josh Fields

Series Results, Last 10 Years

Year	Home	Road	Total
2017	5-2	3-5	8-7
2016	4-4	2-6	6-10
2015	5-3	3-5	8-8
2014	6-2	2-6	8-8
2013	3-5	7-1	10-6
2012	4-4	3-5	7-9
2011	4-4	5-3	9-7
2010	4-4	5-3	9-7
2009	5-3	3-5	8-8
2008	5-3	6-2	11-5



MEMPHIS REDBIRDS

AUTOZONE PARK

198 UNION AVENUE, MEMPHIS, TN, 38103

GENERAL MANAGER: CRAIG UNGER

FIELD MANAGER: STUBBY CLAPP

2017 RECORD, FINISH: 91-50, 1ST IN AMERICAN SOUTHERN DIVISION

OPENED:	CAPACITY:	LEFT:	CENTER:	RIGHT:
2000	10,000	319	400	322

TRIPLE-A AFFILIATE OF THE ST. LOUIS CARDINALS (SINCE 1998)

Rainiers vs. Memphis

2017 vs. MEM	1-3
2017 at MEM	N/A
2017 at TAC	1-3
All-Time vs. MEM	49-47

Last Series Sweep

by TAC..... NONE

by MEM..... May 15-18, 2010
(4-Game Series at MEM)

2018 Schedule

at Tacoma:

N/A

at Memphis:

June 5-7

2018 Field Staff

Manager.....Stubby Clapp

Pitching Coach Dernier Orozco

Hitting Coach..... Mark Budaska

TrainerMatt Corvo

Strength Coach...Lance Thomason

Series Results, Last 10 Years

Year	Home	Road	Total
2017	1-3	---	1-3
2016	---	2-2	2-2
2015	2-2	---	2-2
2014	---	2-2	2-2
2013	2-2	---	2-2
2012	---	2-2	2-2
2011	2-2	---	2-2
2010	---	0-4	0-4
2009	3-1	---	3-1
2008	---	2-2	2-2



NASHVILLE SOUNDS

FIRST TENNESSEE PARK

401 JACKSON ST., NASHVILLE, TN, 37203

CHIEF OPERATING OFFICER: ADAM NUSE

FIELD MANAGER: FRAN RIORDAN

2017 RECORD, FINISH: 68-71, 2ND IN AMERICAN SOUTHERN DIVISION

OPENED:	CAPACITY:	LEFT:	CENTER:	RIGHT:
2015	10,000	329	404	310

TRIPLE-A AFFILIATE OF THE OAKLAND ATHLETICS (SINCE 2015)

Rainiers vs. Nashville

2017 vs. NAS	2-2
2017 at NAS	N/A
2017 at TAC	2-2
All-Time vs. NAS	54-40

Last Series Sweep

by TAC..... June 13-16, 2014
(4-Game Series at NVL)

by NAS NONE

2018 Schedule

at Tacoma:

N/A

at Nashville:

June 8-11

2018 Field Staff

Manager.....Ryan Christenson

Pitching Coach Rick Rodriguez

Hitting Coach..... Eric Martins

TrainerBrad LaRosa

Strength Coach..... Henry Torres

Series Results, Last 10 Years

Year	Home	Road	Total
2017	2-2	---	2-2
2016	---	2-2	2-2
2015	3-1	---	3-1
2014	---	4-0	4-0
2013	3-1	---	3-1
2012	---	1-3	1-3
2011	3-1	---	3-1
2010	---	2-2	2-2
2009	3-1	---	3-1
2008	---	3-1	3-1



NEW ORLEANS BABY CAKES

SHRINE ON AIRLINE

6000 AIRLINE DR., METAIRIE, LA 70003

PRESIDENT: LOU SCHWECHHEIMER

FIELD MANAGER: ARNIE BEYELER

2017 RECORD, FINISH: 55-83, 4TH IN AMERICAN SOUTHERN DIVISION

OPENED:	CAPACITY:	LEFT:	CENTER:	RIGHT:
1997	10,000	325	400	325

TRIPLE-A AFFILIATE OF THE MIAMI MARLINS (SINCE 2009)

Rainiers vs. New Orleans

2017 vs. NO	3-1
2017 at NO	N/A
2017 at TAC	3-1
All-Time vs. NO	43-52-1

Last Series Sweep

by TAC	May 20-23, 2010	(4-Game Series at TAC)
by NO	July 24-27, 2007	(4-Game Series at NO)

2018 Schedule

at Tacoma:
N/A
at New Orleans:
July 27-30

2018 Field Staff

Manager	Arnie Beyeler
Pitching Coach	Jeremy Powell
Hitting Coach	Tommy Gregg
Def. Coach	Robert Rodriguez
Trainer	Greg Harrel
Strength Coach	Robert Reichert

Series Results, Last 10 Years

Year	Home	Road	Total
2017	3-1	---	3-1
2016	---	1-2-1	1-2-1
2015	3-1	---	3-1
2014	---	3-1	3-1
2013	---	3-1	3-1
2012	1-3	---	1-3
2011	---	2-2	2-2
2010	4-0	---	4-0
2009	---	2-2	2-2
2008	2-2	---	2-2



OKLAHOMA CITY DODGERS

CHICKASAW BRICKTOWN BALLPARK

2 SOUTH MICKEY MANTLE DR. OKLAHOMA CITY, OK 73104

PRESIDENT: MICHAEL BYRNES

FIELD MANAGER: BILL HASELMAN

2017 RECORD, FINISH: 72-69, 2ND IN AMERICAN NORTHERN DIVISION

OPENED:	CAPACITY:	LEFT:	CENTER:	RIGHT:
1998	9,000	325	400	325

TRIPLE-A AFFILIATE OF THE LOS ANGELES DODGERS (SINCE 2015)

Rainiers vs. Oklahoma City

2017 vs. OKC	2-2
2017 at OKC	2-2
2017 at TAC	N/A
All-Time vs. OKC	76-73

Last Series Sweep

by TAC	June 21-24, 2014	(4-Game Series at TAC)
by OKC	May 7-10, 2013	(4-Game Series at OKC)

2018 Schedule

at Tacoma:
Aug. 1-3
at Oklahoma City:
N/A

2018 Field Staff

Manager	Bill Haselman
Pitching Coach	Bill Simas
Hitting Coach	Adam Melhuse
Coach	Luis Matos
Trainer	TBA
Strength Coach	TBA

Series Results, Last 10 Years

Year	Home	Road	Total
2017	---	2-2	2-2
2016	2-2	---	2-2
2015	---	2-2	2-2
2014	4-0	---	4-0
2013	---	0-4	0-4
2012	3-1	---	3-1
2011	---	2-2	2-2
2010	1-2	---	1-2
2009	---	2-2	2-2
2008	2-2	---	2-2



OMAHA STORM CHASERS

WERNER PARK
12356 BALLPARK WAY, PAPIILLON, NE 68046

PRESIDENT: MARTIE CORDARO

FIELD MANAGER: BRIAN POLDBERG

2017 RECORD, FINISH: 69-72, 3RD IN AMERICAN NORTHERN DIVISION

OPENED:	CAPACITY:	LEFT:	CENTER:	RIGHT:
2011	9,023	310	402	315

TRIPLE-A AFFILIATE OF THE KANSAS CITY ROYALS (SINCE 1969)

Rainiers vs. Omaha

2017 vs. OMA	2-2
2017 at OMA	2-2
2017 at TAC	N/A
All-Time vs. OMA	46-49

Last Series Sweep

by TAC.....May 11-13, 2008
(4-Game Series at OMA)

by OMA.....July 30-Aug. 2, 2013
(4-Game Series at TAC)

2018 Schedule

at Tacoma:
June 13-15

at Omaha:
N/A

2018 Field Staff

Manager..... Brian Poldberg
Pitching Coach.....Andy Hawkins
Hitting Coach.....Brian Buchanan
Trainer.....Dave Iannicca
Strength Coach.....Phil Falco

Series Results, Last 10 Years

Year	Home	Road	Total
2017	---	2-2	2-2
2016	3-1	---	3-1
2015	---	1-3	1-3
2014	2-2	---	2-2
2013	0-4	---	0-4
2012	---	2-2	2-2
2011	0-4	---	0-4
2010	---	0-4	0-4
2009	2-2	---	2-2
2008	---	4-0	4-0



RENO ACES

GREATER NEVADA FIELD
250 EVANS AVE., RENO, NV 89501

PRESIDENT: ERIC EDELSTEIN

FIELD MANAGER: GREG GROWS

2017 RECORD, FINISH: 80-62, 1ST IN PACIFIC NORTHERN DIVISION

OPENED:	CAPACITY:	LEFT:	CENTER:	RIGHT:
2009	9,100	339	410	340

TRIPLE-A AFFILIATE OF THE ARIZONA DIAMONDBACKS (SINCE 2009)

Rainiers vs. Reno

2017 vs. RNO	6-9
2017 at RNO	2-5
2017 at TAC	4-4
All-Time vs. RNO	50-93

Last Series Sweep

by TAC.....NONE

by RNO.....May 29-June 1, 2012
(4-Game Series at RNO)

2018 Schedule

at Tacoma:
June 29-July 3 & Aug. 21-23

at Reno:
May 4-7 & July 16-19

2018 Field Staff

Manager.....Greg Grows
Pitching Coach.....Gil Heredia
Hitting Coach.....Jason Camilli
Coach.....Mike Lansing
Trainer.....Paul Porter
Strength Coach....Steven Candelaria

Entire Series Results

Year	Home	Road	Total
2017	4-4	2-5	6-9
2016	3-5	2-6	5-11
2015	4-4	3-5	7-9
2014	3-5	4-4	7-9
2013	3-5	3-5	6-10
2012	5-3	0-8	5-11
2011	2-6	2-6	4-12
2010	4-4	3-5	7-9
2009	2-6	1-7	3-13



ROUND ROCK EXPRESS

DELL DIAMOND

3400 E. PALM VALLEY BLVD., ROUND ROCK, TX 78665

PRESIDENT: CHRIS ALMENDAREZ

FIELD MANAGER: JASON WOOD

2017 RECORD, FINISH: 66-72, 3RD IN AMERICAN SOUTHERN DIVISION

OPENED:	CAPACITY:	LEFT:	CENTER:	RIGHT:
2000	8,722	330	405	325

TRIPLE-A AFFILIATE OF THE TEXAS RANGERS (SINCE 2011)

Rainiers vs. Round Rock

2017 vs. RR.....	3-1
2017 at RR.....	N/A
2017 at TAC.....	3-1
All-Time vs. RR.....	35-17

Last Series Sweep

by TAC..... Aug. 5-8, 2009
(4-Game Series at TAC)

by RR..... NONE

2018 Schedule

at Tacoma:

N/A

at Round Rock:

July 24-26

2018 Field Staff

Manager.....Jason Wood
Pitching Coach..... Brian Shouse
Hitting Coach..... Howard Johnson
Bench Coach..... Geno Petralli
Trainer..... Carlos Olivas
Strength Coach..... Eric McMahon

Series Results, Last 10 Years

Year	Home	Road	Total
2017	3-1	---	3-1
2016	---	2-2	2-2
2015	3-1	---	3-1
2014	---	2-2	2-2
2013	---	2-2	2-2
2012	3-1	---	3-1
2011	---	3-1	3-1
2010	3-1	---	3-1
2009	---	4-0	4-0
2008	4-0	---	4-0



SACRAMENTO RIVER CATS

RALEY FIELD

400 BALLPARK DR., WEST SACRAMENTO, CA 95691

GENERAL MANAGER: JEFF SAVAGE

FIELD MANAGER: DAVE BRUNDAGE

2017 RECORD, FINISH: 64-77, 4TH PACIFIC NORTHERN DIVISION

OPENED:	CAPACITY:	LEFT:	CENTER:	RIGHT:
2000	14,014	330	403	325

TRIPLE-A AFFILIATE OF THE SAN FRANCISCO GIANTS (SINCE 2015)

Rainiers vs. Sacramento

2017 vs. SAC.....	11-6
2017 at SAC.....	3-5
2017 at TAC.....	8-1
All-Time vs. SAC.....	189-202

Last Series Sweep

by TAC..... July 21-24, 2017
(4-Game Series at TAC)

by SAC..... Aug. 11-14, 2015
(4-Game Series at TAC)

2018 Schedule

at Tacoma:

Apr. 5-9 & Apr. 21-23

at Sacramento:

Apr. 13-16 & May 12-15

2018 Field Staff

Manager.....Dave Brundage
Pitching Coach..... Steve Kline
Hitting Coach..... Damon Minor
Fundam. Coach..... Nestor Rojas
Trainer..... David Getsoff
Strength Coach..... Andy King

Series Results, Last 10 Years

Year	Home	Road	Total
2017	8-1	3-5	11-6
2016	3-5	5-3	8-8
2015	1-7	4-4	5-11
2014	5-3	3-5	8-8
2013	5-3	5-3	10-6
2012	2-6	5-3	7-9
2011	1-7	5-3	6-10
2010	4-4	4-4	8-8
2009	3-5	4-4	7-9
2008	5-3	4-4	9-7

FRONT OFFICE

CHENEY STADIUM

COACHES/STAFF

2018 RAINIERS

2017 SEASON REVIEW

OPPONENTS

HISTORY & RECORDS

MEDIA & MISC.



SALT LAKE BEES

SMITH'S BALLPARK
77 WEST 1300 SOUTH, SALT LAKE CITY, UT 84115

GENERAL MANAGER: MARC AMICONE

FIELD MANAGER: KEITH JOHNSON

2017 RECORD, FINISH: 72-70, 2ND IN PACIFIC SOUTHERN DIVISION

OPENED:	CAPACITY:	LEFT:	CENTER:	RIGHT:
1994	15,334	345	420	315

TRIPLE-A AFFILIATE OF THE LOS ANGELES ANGELS (SINCE 2001)

Rainiers vs. Salt Lake

2017 vs. SL	6-10
2017 at SL	3-5
2017 at TAC	3-5
All-Time vs. SL	330-314-1

Last Series Sweep

by TAC	July 22-25, 2016 (4-Game Series at SL)
by SL	June 7-10, 2012 (4-Game Series at TAC)

2018 Schedule

at Tacoma:
May 30-June 3 & July 20-22

at Salt Lake:
June 21-24 & Aug. 9-12

2018 Field Staff

Manager..... Keith Johnson
Pitching Coach..... Erik Bennett
Hitting Coach..... Donnie Ecker
Trainer..... Brian Reinker
Strength Coach..... Adam Auer

Series Results, Last 10 Years

Year	Home	Road	Total
2017	3-5	3-5	6-10
2016	7-1	6-2	13-3
2015	2-6	3-5	5-11
2014	4-4	4-4	8-8
2013	3-5	4-4	7-9
2012	2-6	5-3	7-9
2011	4-4	3-5	7-9
2010	5-3	7-1	12-4
2009	2-6	4-4	6-10
2008	4-4	1-7	5-11



PACIFIC COAST LEAGUE

ONE CHISHOLM TRAIL, SUITE 4200
ROUND ROCK, TX 78681

PRESIDENT: BRANCH B. RICKEY
DIRECTOR OF BUSINESS: MELANIE FIORE
VP OF BASEBALL OPERATIONS: DWIGHT HALL
PR AND OPERATIONS ASSISTANT: MATT GRILLI

ESTABLISHED:	TEAMS:
1879	16

2018 PACIFIC COAST LEAGUE PLAYOFF PROCEDURES

RD 1 - CONF CHAMP SERIES

Sept. 5:	Am South at Am North Pac North at Pac South
Sept. 6:	Am South at Am North Pac North at Pac South
Sept. 7:	Am North at Am South Pac South at Pac North
*Sept. 8:	Am North at Am South Pac South at Pac North
*Sept. 9:	Am North at Am South Pac South at Pac North

**if necessary*

RD 2 - LEAGUE CHAMP SERIES

Sept. 12:	Amer Conf at Pac Conf
Sept. 12:	Amer Conf at Pac Conf
Sept. 14:	Pac Conf at Amer Conf
*Sept. 15:	Pac Conf at Amer Conf
*Sept. 16:	Pac Conf at Amer Conf

**if necessary*

GILDAN TRIPLE-A NATIONAL CHAMPIONSHIP GAME

Tuesday, September 18
Huntington Park
Columbus, OH

PCL Champion
vs.
International League Champion

TV Info: NBC Sports Network

FRONT OFFICE

CHENEY STADIUM

COACHES/STAFF

2018 RAINIERS

2017 SEASON REVIEW

OPPONENTS

HISTORY & RECORDS

MEDIA & MISC.

BEFORE THEY WERE MAJOR LEAGUE STARS THEY WERE ON

FOLLOW THE STARS OF TOMORROW TODAY[®]

COREY KLUBER

2010 SAN ANTONIO MISSIONS
2017 AL CY YOUNG AWARD

GIANCARLO STANTON

2010 JACKSONVILLE SUNS
2017 NL MOST VALUABLE PLAYER

AARON JUDGE

2016 SCRANTON/WB RAILRIDERS
2017 AL ROOKIE OF THE YEAR

CODY BELLINGER

2017 OKLAHOMA CITY DODGERS
2017 NL ROOKIE OF THE YEAR

MAX SCHERZER

2009 VISALIA RAWHIDE
2017 NL CY YOUNG AWARD

JOSÉ ALTUVE

2010 LEXINGTON LEGENDS
2017 AL MOST VALUABLE PLAYER

VISIT 

WATCH 

LISTEN 

DOWNLOAD



Download on the
App Store



GET IT ON
Google Play



@MiLB



HISTORY & RECORDS

GAYLORD PERRY
HOF: 1991
TACOMA: 1960-63

CAREER BATTING LEADERS

BATTING AVERAGE*

1	Brian Raabe.....	352
2	Lyman Bostock.....	342
3	Troy Neel.....	339
4	Willie Norwood.....	337
5	Brock Davis.....	334
6	Jim Holt.....	333
7	Carmen Fanzzone.....	327
8	Hosken Powell.....	326
9	Jesus Alou.....	324
10	Matt Mangini.....	321
11	Jimmy Sexton.....	318
12	Mitchell Page.....	316
13	Jesus Montero.....	315
14	Chris Taylor.....	313
15	Danny O'Connell.....	312
	Luis Polonia.....	312
	Aaron Holbert.....	312
18	Mike Adams.....	310
19	Francisco Matos.....	309
	Jeremy Reed.....	309
	Johan Limonta.....	309

* minimum 500 plate appearances

GAMES

1	Gil Garrido.....	691
2	Tom Kelly.....	536
3	Danny Goodwin.....	435
	Bob Perry.....	435
5	Bill Hain.....	400
6	Bryan LaHair.....	399
7	Ron Witmeyer.....	398
8	Randy Bass.....	395
9	Rick Renick.....	386
10	Dick Phillips.....	375
11	Eric Fox.....	370
12	Jim Van Wyck.....	368
13	Dusty Rhodes.....	358
14	Larry Arndt.....	353
15	Stefen Romero.....	351
16	Bill Bathe.....	348
17	Thad Reece.....	343
18	Rob Johnson.....	340
19	Oswaldo Navarro.....	335
20	Jeff Clement.....	332

AT-BATS

1	Gil Garrido.....	2651
2	Tom Kelly.....	1666
3	Bryan LaHair.....	1527
4	Danny Goodwin.....	1520
5	Stefen Romero.....	1420
6	Bob Perry.....	1414
7	Ron Witmeyer.....	1413
8	Bill Hain.....	1388
9	Eric Fox.....	1372
10	Rick Renick.....	1345
11	Randy Bass.....	1303
12	Larry Arndt.....	1253
13	Jeff Clement.....	1245
	Matt Tuasosopo.....	1245
15	Rob Johnson.....	1240
16	Dick Phillips.....	1237
17	Mike Carp.....	1212
18	Ron Campbell.....	1195
19	Oswaldo Navarro.....	1145
20	Bill Bathe.....	1138

RUNS

1	Gil Garrido.....	338
2	Tom Kelly.....	329
3	Rick Renick.....	233
4	Matt Tuasosopo.....	229
5	Bryan LaHair.....	226
6	Stefen Romero.....	224
7	Eric Fox.....	217
8	Randy Bass.....	216
9	Danny Goodwin.....	215
10	Bob Perry.....	210
11	Alex Liddi.....	206
12	Jeff Clement.....	204
13	Mike Carp.....	201
14	Kelvin Moore.....	187
	Dick Phillips.....	187
16	Mike Wilson.....	187
17	Doug Jennings.....	186
18	Dan Rohrmeier.....	179
19	Raul Ibanez.....	178
20	Ron Witmeyer.....	176

HITS

1	Gil Garrido.....	663
2	Tom Kelly.....	461
3	Danny Goodwin.....	454
4	Bryan LaHair.....	433
5	Stefen Romero.....	424
6	Bob Perry.....	395
7	Eric Fox.....	385
8	Randy Bass.....	374
9	Rick Renick.....	358
10	Ron Witmeyer.....	355
11	Jeff Clement.....	353
12	Dick Phillips.....	338
13	Bill Hain.....	337
	Rob Johnson.....	337
15	Larry Arndt.....	336
16	Mike Carp.....	334
17	Matt Tuasosopo.....	317
18	Andy Sheets.....	315
19	Raul Ibanez.....	314
20	Doug Jennings.....	313

TOTAL BASES

1	Gil Garrido.....	782
2	Danny Goodwin.....	754
3	Bryan LaHair.....	738
4	Tom Kelly.....	731
5	Stefen Romero.....	730
6	Bob Perry.....	647
7	Randy Bass.....	645
8	Rick Renick.....	641
9	Jeff Clement.....	616
10	Mike Carp.....	603
11	Dan Rohrmeier.....	565
12	Eric Fox.....	555
13	Kelvin Moore.....	550
14	Bill Hain.....	545
15	Matt Tuasosopo.....	535
16	Alex Liddi.....	517
17	Ron Witmeyer.....	514
18	Raul Ibanez.....	501
	Carlos Peguero.....	501
20	Dick Phillips.....	495

DOUBLES

1	Bryan LaHair.....	110
2	Jeff Clement.....	95
3	Dan Rohrmeier.....	94
4	Stefen Romero.....	91
5	Brad Seitzer.....	79
6	Danny Goodwin.....	78
7	Matt Tuasosopo.....	73
8	Dann Howitt.....	72
	Doug Jennings.....	72
	Chad Alexander.....	72
	Juan Thomas.....	72
	Rob Johnson.....	72
13	Andy Sheets.....	68
	Mike Morse.....	68
15	Ron Witmeyer.....	67
16	Eric Fox.....	65
17	Raul Ibanez.....	64
	Mike Carp.....	64
19	Billy Bathe.....	63
20	Tom Kelly.....	62
	Prentice Redman.....	62

TRIPLES

1	Gil Garrido.....	24
2	Bob Perry.....	21
3	Eric Fox.....	18
4	Chris Taylor.....	17
5	Stefen Romero.....	16
6	Del Alston.....	15
	Danny Goodwin.....	15
	Ricky Peters.....	15
	Kenny Kelly.....	15
10	Kevin Rhomberg.....	14
	Andy Sheets.....	14
	Kevin Ward.....	14
	Rick Renick.....	14
14	Mike Adams.....	13
	Marcos Armas.....	13
	Jim Nettles.....	13
	Tom Sain.....	13
18	Tom Romano.....	12
	Gary Thurman.....	12
	Randy Bass.....	12

HOME RUNS

1	Rick Renick.....	72
2	Mike Carp.....	67
3	Tom Kelly.....	66
4	Randy Bass.....	64
	Danny Goodwin.....	64
6	Stefen Romero.....	61
7	Bryan LaHair.....	60
8	Dan Rohrmeier.....	58
9	Kelvin Moore.....	57
10	Carlos Peguero.....	53
11	Jeff Clement.....	52
	Alex Liddi.....	52
13	Bob Perry.....	50
	Mike Wilson.....	50
15	Dusty Rhodes.....	48
	Danny Walton.....	48
17	Bill Hain.....	46
18	Adrian Garrett.....	43
	Matt Tuasosopo.....	43
20	Craig Kusick.....	42
	Wladimir Balentien.....	42
	Prentice Redman.....	42

CAREER BATTING LEADERS

RUNS BATTED IN

1	Danny Goodwin	301
2	Stefen Romero	274
3	Randy Bass	273
4	Tom Kelly	263
	Bryan LaHair	263
6	Rick Renick	227
7	Bob Perry	225
8	Dan Rohrmeier	224
9	Jeff Clement	223
10	Mike Carp	221
11	Kelvin Moore	213
12	Matt Tuiasosopo	206
13	Dick Phillips	198
14	Bill Hain	196
15	Ron Witmeyer	193
16	Carlos Peguero	184
17	Rob Nelson	182
18	Alex Liddi	177
19	Dusty Rhodes	175
20	Dann Howitt	169

WALKS

1	Tom Kelly	362
2	Randy Bass	294
3	Danny Goodwin	237
4	Gil Garrido	226
5	Dusty Rhodes	212
6	Rick Renick	197
7	Gary Jones	194
8	Matt Tuiasosopo	190
9	Doug Jennings	189
10	Dick Phillips	184
11	Ricky Peters	183
12	Craig Kusick	173
13	Ron Witmeyer	170
14	Mike Adams	164
15	Bryan LaHair	162
16	Rob Nelson	159
17	Brad Seitzer	157
18	Jeff Clement	155
19	Bob Farley	154
	Eric Fox	154

STRIKEOUTS

1	Bryan LaHair	378
2	Matt Tuiasosopo	354
3	Carlos Peguero	341
4	Alex Liddi	331
5	Kelvin Moore	316
6	Rick Renick	308
7	Danny Goodwin	307
8	Bob Perry	306
9	Tom Kelly	297
10	Larry Arndt	277
11	Mike Carp	273
12	Bill Hain	269
13	Stefen Romero	267
14	Mike Wilson	265
15	Gil Garrido	255
16	Randy Bass	253
17	Jeff Clement	252
18	Rob Nelson	248
19	Juan Thomas	243
20	Andy Sheets	236

STOLEN BASES

1	Del Alston	92
2	Mike Davis	76
3	Ricky Peters	72
4	Luis Polonia	71
5	Jamal Strong	70
6	Jimmy Sexton	65
7	Lance Blankenship	61
8	Keith Thrower	57
9	Jose Cardenal	56
10	Eric Fox	55
11	James Buccheri	54
12	Mike Woodard	49
13	Tom Romano	48
	Charles Gipson	48
15	Gil Garrido	47
	Scott Podsednik	47
17	Shin Soo Choo	46
18	Larry Arndt	45
19	Gary Jones	44
20	Rusty McNealy	43



Raul Ibanez (1996-2000, 2004) ranks among the top 20 Tacoma franchise batting leaders in runs scored (178), hits (314), total bases (501), and doubles (64).



After four seasons in a Rainiers uniform, outfielder Stefen Romero cemented himself in the franchise record books, ranking among the top 20 Tacoma players in games (351), at-bats (1420), runs (224), hits (424), total bases (730), doubles (91), triples (16), home runs (61), and RBI (274).

CAREER PITCHING LEADERS

WINS

1	Ron Herbel	43
2	Mark Wiley	40
3	Steve Luebber	39
4	Eddie Bane	38
5	Gerry Thomas	36
	Brian Sweeney	36
7	Mike Pazik	34
8	Juan Veintidos	30
	Curt Young	30
10	Jim Hughes	28
	Danny Rivas	28
	Chris Seddon	28
13	Gaylord Perry	27
	Ryan Franklin	27
15	Bill Hands	26
	Eddie Fisher	26
	Dick LeMay	26
	Cha Seung Baek	26
19	Andy Baldwin	25
20	Bob Garibaldi	24
	George Sherrod	24

LOSSES

1	Ron Herbel	46
2	Tim Harikkala	35
3	Steve Luebber	34
4	Jim Hughes	33
5	Eddie Bane	32
	Mark Wiley	32
7	Gerry Thomas	31
8	George Sherrod	30
9	Juan Veintidos	26
	Brian Sweeney	26
11	Bob Garibaldi	25
	Ryan Franklin	25
13	Rich Bordi	24
	Danny Rivas	24
15	Scott Atchison	23
	Andy Baldwin	23
17	Jim Constable	22
	Dick LeMay	22
	Dave Otto	22
	Al Stanek	22
	Mac Suzuki	22

EARNED RUN AVERAGE*

1	Tom Johnson	2.29
2	Brian Snyder	2.43
3	Dom Zanni	2.49
4	Gaylord Perry	2.50
5	Archie Reynolds	2.58
6	Kevin Campbell	2.70
7	Joe Decker	2.71
8	Carl Shelen	2.75
9	Chuck Hartenstein	2.82
10	Billy Connors	2.84
11	Tom Brennan	2.85
12	John Pregenzer	2.86
	Dave Von Ohlen	2.86
14	Frank Linzy	2.91
15	Bob Tiefenauer	2.96
16	Jorge Campillo	2.97
17	Bruce Walton	2.99
18	Jim Colborn	3.03
19	Roy Thomas	3.05
20	Roger Slagle	3.07

* minimum 150.0 innings pitched

GAMES

1	Bruce Walton	151
	Scott Atchison	151
3	John Pregenzer	149
4	Cesar Jimenez	147
5	Len Church	146
6	Brian Sweeney	144
7	Ron Herbel	136
	Logan Bawcom	136
9	Bert Bradley	131
10	Mark Wiley	128
	Mike Raczka	128
	Weston Weber	128
13	Dick LeMay	126
14	Ken Gill	122
15	George Sherrod	118
16	Tim Peek	117
17	Kevin Campbell	116
18	Ryan Franklin	109
19	Bill Hands	108
	Rich Bordi	108

GAMES STARTED

1	Ron Herbel	110
2	Eddie Bane	88
3	John Thomas	88
4	Steve Luebber	86
5	Tim Harikkala	76
6	Jim Hughes	75
7	Juan Veintidos	71
	Ryan Franklin	71
9	Brian Sweeney	66
10	Danny Rivas	65
	Cha Seung Baek	65
12	Chris Seddon	64
	Andrew Carraway	64
14	Bob Garibaldi	62
	Mike Pazik	62
16	Mark Wiley	60
17	Andy Baldwin	58
18	Curt Young	56
19	Al Stanek	54
	Joe Slusarski	54

COMPLETE GAMES

1	Steve Luebber	37
2	Ron Herbel	36
3	Mike Pazik	33
4	Eddie Bane	31
5	Gerry Thomas	30
	Mark Wiley	30
7	Eddie Fisher	25
	Jim Hughes	25
9	Bob Garibaldi	23
	Gaylord Perry	23
11	Juan Veintidos	20
12	Rich Bordi	18
	Larry McCall	18
14	Jim Colborn	16
	Danny Rivas	16
	Al Stanek	16
17	Steve Baker	15
	Billy Connors	15
19	Dick LeMay	14
20	Joe Decker	13

SHUTOUTS

1	Steve Luebber	8
2	Mike Pazik	6
	Gaylord Perry	6
	Bill Hands	6
5	Eddie Fisher	5
	Ron Herbel	5
	Larry McCall	5
	Gerry Thomas	5
	Juan Veintidos	5
10	Steve Baker	4
	Eddie Bane	4
	Joe Decker	4
	Dick Estelle	4
	Dave Goltz	4
	Mark Wiley	4
	Bill Butler	4
	Frank Linzy	4
	Georges Maranda	4
19	Several with	3

SAVES

1	Jim Corsi	36
2	Bruce Walton	35
3	Todd Williams	33
4	Logan Bawcom	29
5	Joe Bitker	27
	Dick LeMay	27
	Sandy Wihtol	27
8	Steve Gajkowski	26
	Tom Johnson	26
	Randy Messenger	26
11	Kevin Gryboski	24
12	Ken Gill	23
	Jon Huber	23
14	Bert Bradley	22
	Dave Leiper	22
	Masao Kida	22
17	George Sherrill	20
18	Bobby Cuellar	19
	Scott Patterson	19
	Blake Parker	19

INNINGS PITCHED

1	Ron Herbel	749.0
2	Steve Luebber	607.0
3	Gerry Thomas	591.0
4	Eddie Bane	582.0
5	Brian Sweeney	528.2
6	Ryan Franklin	521.1
7	Jim Hughes	510.0
8	Mark Wiley	504.0
9	Juan Veintidos	482.0
10	Tim Harikkala	475.0
11	George Sherrod	464.0
12	Mike Pazik	444.0
13	Bob Garibaldi	437.0
14	Danny Rivas	434.0
15	Andy Baldwin	417.0
16	Dick LeMay	411.0
17	Rich Bordi	407.1
18	Scott Atchison	391.1
19	Gaylord Perry	385.0
20	Chris Seddon	382.0

FRONT OFFICE

CHENEY STADIUM

COACHES/STAFF

2018 RAINIERS

2017 SEASON REVIEW

OPPONENTS

HISTORY & RECORDS

MEDIA & MISCS.

CAREER PITCHING LEADERS

HITS

1	Ron Herbel	742
2	Eddie Bane	614
3	Steve Luebber	592
4	Tim Harikkala	589
5	Brian Sweeney	572
6	Mark Wiley	560
7	Jim Hughes	553
8	Gerry Thomas	546
9	Ryan Franklin	536
10	George Sherrod	482
11	Andy Baldwin	474
12	Juan Veintidos	471
13	Bob Garibaldi	440
14	Chris Seddon	415
15	Danny Rivas	405
16	Andrew Carraway	404
17	Rich Bordi	401
18	Mike Pazik	398
	Cha Seung Baek	398
20	Scott Atchison	392

HOME RUNS

1	Ryan Franklin	74
2	Brian Sweeney	64
3	Jim Hughes	63
4	Eddie Bane	58
5	Gerry Thomas	54
6	Ron Herbel	53
7	Forrest Snow	50
8	Andy Baldwin	47
9	Juan Veintidos	46
	Bob Garibaldi	46
	Andrew Carraway	46
12	Craig Anderson	45
13	Steve Luebber	44
	Cha Seung Baek	44
	Chris Seddon	44
16	Mike Pazik	43
17	Tim Harikkala	42
18	Al Stanek	41
	Blake Beavan	41
20	Keith Atherton	40

WILD PITCHES

1	Steve Luebber	34
2	Dave Otto	26
	Forrest Snow	26
4	Reggie Harris	25
	Jim Hughes	25
	Andrew Carraway	25
7	Mark Wiley	24
	Jim Gideon	24
9	Danny Fife	23
	Stan Kyles	23
	Danny Rivas	23
	Chris Seddon	23
	Brian Sweeney	23
14	Ron Herbel	22
	Juan Veintidos	22
16	Tom Dozier	21
17	Bob Garibaldi	20
	Bill Hands	20
	Cesar Jimenez	20
	James Paxton	20

RUNS

1	Ron Herbel	368
2	Eddie Bane	345
3	Jim Hughes	316
4	Tim Harikkala	301
5	Steve Luebber	295
6	Ryan Franklin	289
7	Juan Veintidos	287
8	Brian Sweeney	278
9	Gerry Thomas	271
10	Mark Wiley	269
11	Andy Baldwin	260
12	Chris Seddon	227
13	Andrew Carraway	225
14	Bob Garibaldi	219
15	George Sherrod	218
16	Mike Pazik	217
17	Danny Rivas	208
18	Rich Bordi	205
19	Johnny Guzman	204
20	Cha Seung Baek	198

WALKS


1	Juan Veintidos	337
2	Steve Luebber	259
3	Eddie Bane	253
4	Jim Hughes	243
5	Ron Herbel	232
6	Gerry Thomas	225
7	Danny Rivas	203
8	Mike Pazik	193
9	Al Stanek	179
10	Reggie Harris	175
11	Tim Harikkala	166
12	Mark Wiley	154
13	Chris Seddon	152
14	Weston Weber	151
15	Joe Law	149
16	Danny Fife	146
	Mac Suzuki	146
18	Reese Lambert	145
19	Tom Dozier	142
20	Tim Birtsas	139

EARNED RUNS

1	Ron Herbel	299
2	Tim Harikkala	266
3	Jim Hughes	263
4	Eddie Bane	262
5	Juan Veintidos	251
6	Steve Luebber	250
7	Ryan Franklin	248
8	Brian Sweeney	243
9	Gerry Thomas	241
10	Andy Baldwin	219
11	Chris Seddon	208
12	Mark Wiley	206
13	Andrew Carraway	203
14	Bob Garibaldi	194
15	Mike Pazik	189
16	Danny Rivas	185
17	George Sherrod	181
18	Scott Atchison	178
19	Forrest Snow	177
20	Cha Seung Baek	175

STRIKEOUTS

1	Ron Herbel	443
2	Steve Luebber	431
3	Brian Sweeney	403
4	Ryan Franklin	388
5	Gerry Thomas	354
6	Scott Atchison	345
7	Eddie Bane	333
8	Tim Harikkala	318
9	Bob Garibaldi	315
10	Juan Veintidos	310
11	Bill Hands	308
12	Forrest Snow	305
13	Al Stanek	303
14	Dick Estelle	284
	Mark Wiley	284
16	Jim Hughes	279
17	Andy Baldwin	277
18	Mike Pazik	275
19	Danny Rivas	273
20	Chris Seddon	264



Major League Baseball Hall-of-Famer Gaylord Perry (1960-63) ranks among Tacoma's top 20 franchise pitching leaders in wins (27), ERA (2.50), complete games (23), shutouts (6) and innings pitched (385.0).

SINGLE-SEASON BATTING LEADERS

AVERAGE

Montero, Jesus.....	2015355
Raabe, Brian.....	1997352
Neel, Troy.....	1992351
Gray, Gary.....	1980335
Bostock, Lyman.....	1974333
Holt, Jim.....	1972333
Davis, Brock.....	1970332
Moore, Kelvin.....	1981327
Fanzone, Carmen.....	1971327
Powell, Hosken.....	1977326

GAMES

Alou, Jesus.....	1963158
Garrido, Gil.....	1963154
Garrido, Gil.....	1962153
Alou, Matty.....	1960150
Garrido, Gil.....	1961148
Littleton, Larry.....	1980148
Jones, Clarence.....	1968146
Kusick, Craig.....	1973144
Phillips, Dick.....	1961144
O'Connell, Danny.....	1960143
Dietz, Dick.....	1964143

AT-BATS

Alou, Jesus.....	1963648
Garrido, Gil.....	1963640
Alou, Matty.....	1960627
Garrido, Gil.....	1962607
Reed, Jeremy.....	2007564
Garrido, Gil.....	1961563
Liddi, Alex.....	2011559
Nettles, Jim.....	1973553
LaHair, Bryan.....	2007552
Polonia, Luis.....	1986549

RUNS

Liddi, Alex.....	2011121
Powell, Hosken.....	1977107
Alou, Jesus.....	1963102
Kusick, Craig.....	1973102
Jones, Gary.....	1987102
Raabe, Brian.....	1997101
Jennings, Doug.....	198999
Lydy, Scott.....	199498
Polonia, Luis.....	198698
Three tied with.....	97

HITS

Alou, Jesus.....	1963210
Alou, Matty.....	1960192
Raabe, Brian.....	1997191
Garrido, Gil.....	1963170
Reed, Jeremy.....	2007169
Moore, Kelvin.....	1981166
Davis, Brock.....	1970166
Polonia, Luis.....	1986165
Garrison, Webster.....	1993165
Jose, Felix.....	1988161
Holt, Jim.....	1972161

RUNS BATTED IN

Rohrmeier, Dan.....	1997120
Garrett, Adrian.....	1971119
Bass, Randy.....	1977117
Gorinski, Bob.....	1976110
Moore, Kelvin.....	1981109
Walton, Danny.....	1974109
Nelson, Rob.....	1986108
Fanzone, Carmen.....	1971106
Rohrmeier, Dan.....	1998104
Kusick, Craig.....	1973104
Liddi, Alex.....	2011104

TOTAL BASES

Garrett, Adrian.....	1971292
Moore, Kelvin.....	1981291
Rohrmeier, Dan.....	1997290
Alou, Matty.....	1960289
Alou, Jesus.....	1963283
Walton, Danny.....	1974277
Fanzone, Carmen.....	1971277
Raabe, Brian.....	1997276
Rohrmeier, Dan.....	1998275
Liddi, Alex.....	2011273

DOUBLES

Rohrmeier, Dan.....	199851
LaHair, Bryan.....	200746
Alexander, Chad.....	200145
Rohrmeier, Dan.....	199743
Betts, Todd.....	200140
Thomas, Juan.....	200139
Alou, Matty.....	196039
Neill, Mike.....	200038
Diaz, Victor.....	200838
Lydy, Scott.....	199437
Reed, Jeremy.....	200737
Romero, Stefan.....	201537

TRIPLES

Ward, Kevin.....	199014
Rhomberg, Kevin.....	198014
Thurman, Gary.....	199512
Abbott, Kurt.....	199311
Diaz, Victor.....	197110
Sain, Tom.....	197710
Kelly, Kenny.....	200210
Six tied with.....	9

HOME RUNS

Garrett, Adrian.....	197143
Walton, Danny.....	197435
Rohrmeier, Dan.....	199733
Halman, Greg.....	201033
Moore, Kelvin.....	198131
Liddi, Alex.....	201130
Zapp, AJ.....	200429
Carp, Mike.....	201029
Fanzone, Carmen.....	197128
Gorinski, Bob.....	197628

STRIKEOUTS

Zapp, AJ.....	2004184
Liddi, Alex.....	2011170
Halman, Greg.....	2010169
Peguero, Carlos.....	2013156
Diaz, Victor.....	2008149
Thomas, Juan.....	2001141
Moore, Kelvin.....	1981140
Howard, Steve.....	1989135
Tenbrink, Nate.....	2013135
Nelson, Rob.....	1987133
Moore, Kelvin.....	1982133

HIT BY PITCH

Jennings, Doug.....	198916
Raabe, Brian.....	199716
Santiago, Ramon.....	200515
Ward, Kevin.....	199014
Triunfel, Carlos.....	201213
Wathan, Dusty.....	200012
Horner, Jim.....	200112
Holbert, Aaron.....	200212
Tuissosopo, Matt.....	200812
Carp, Mike.....	200912

STOLEN BASES

Sexton, Jimmy.....	198156
McNealy, Rusty.....	198343
Alston, Del.....	197943
Cardenal, Jose.....	196440
Blankenship, Lance.....	198840
Davis, Mike.....	198240
Thrower, Keith.....	198540
Rhomberg, Kevin.....	198037
Romano, Tom.....	198437
James, Cleo.....	197137
Meyers, Chad.....	200337

INTENTIONAL WALKS

Garrett, Adrian.....	197116
Bass, Randy.....	197715
Holt, Jim.....	197213
Cage, Wayne.....	198012
Larker, Norm.....	196411
Neel, Troy.....	199211
Bass, Randy.....	197611
Jones, Clarence.....	196811
Boles, Carl.....	196410
Bobb, Randy.....	196910

WALKS

Jones, Gary.....	1987123
Malooof, Jack.....	1976116
Bass, Randy.....	1977114
Bass, Randy.....	1976107
Kusick, Craig.....	1973103
Nelson, Rob.....	198797
Blankenship, Lance.....	198896
Phillips, Dick.....	196194
Adams, Mike.....	197293
Jennings, Doug.....	198993

SINGLE-SEASON PITCHING LEADERS

WINS

Hands, Bill.....	1965.....	17
Fisher, Eddie.....	1960.....	17
Thomas, Gerry.....	1963.....	16
Herbel, Ron.....	1961.....	16
Perry, Gaylord.....	1961.....	16
Clark, Bryan.....	1989.....	15
Wiley, Mark.....	1976.....	15
Bane, Eddie.....	1975.....	15
Rodriguez, Roberto ..	1971.....	15
Seven tied with.....		14

LOSSES

Herbel, Ron.....	1963.....	18
Harris, Reggie.....	1992.....	16
Wiley, Mark.....	1976.....	15
Rivas, Danny.....	1962.....	15
Choate, Don.....	1960.....	15
Colton, Larry.....	1970.....	14
Fife, Danny.....	1973.....	14
Lambert, Reese.....	1988.....	14
Constable, Jim.....	1963.....	14
Herbel, Ron.....	1962.....	14
Jaeckel, Paul.....	1966.....	14

EARNED RUN AVERAGE*

Codiroli, Chris.....	1982.....	1.90
Hands, Bill.....	1965.....	2.19
Colborn, Jim.....	1969.....	2.28
Reynolds, Archie.....	1969.....	2.32
Stark, Denny.....	2001.....	2.37
Luebber, Steve.....	1975.....	2.39
Zanni, Dom.....	1960.....	2.44
Baker, Steve.....	1982.....	2.48
Perry, Gaylord.....	1962.....	2.48
Brennan, Tom.....	1980.....	2.49

* minimum 0.8 IP/team games played

GAMES

Gill, Ken.....	1972.....	70
Hands, Bill.....	1964.....	68
Bradley, Bert.....	1983.....	65
Peek, Tim.....	1993.....	60
Hensley, Chuck.....	1983.....	59
Gryboski, Kevin.....	2001.....	58
Daviault, Ray.....	1961.....	58
Peek, Tim.....	1992.....	57
Tiefenthaler, Verle ..	1961.....	56
Saunders, Dennis.....	1972.....	56
Wiley, Mark.....	1974.....	56
Kaye, Justin.....	2001.....	56

GAMES STARTED

Thomas, Gerry.....	1962.....	34
Thomas, Gerry.....	1963.....	33
Fisher, Eddie.....	1960.....	32
Stanek, Al.....	1964.....	32
Herbel, Ron.....	1963.....	32
Wiley, Mark.....	1976.....	31
Maranda, Georges...	1961.....	31
Bane, Eddie.....	1975.....	31
Luebber, Steve.....	1972.....	31
Four tied with.....		30

EARNED RUNS

Colton, Larry.....	1970.....	104
Seddon, Chris.....	2011.....	104
French, Luke.....	2011.....	102
Atherton, Keith.....	1982.....	97
Allison, Dana.....	1994.....	97
Hughes, Jim.....	1974.....	96
Swiacki, Bill.....	1982.....	95
Harris, Reggie.....	1992.....	95
Luebber, Steve.....	1977.....	92
Four tied with.....		91

SHUTOUTS

Hands, Bill.....	1965.....	6
Luebber, Steve.....	1972.....	5
Fisher, Eddie.....	1960.....	4
Perry, Gaylord.....	1961.....	4
Linzey, Frank.....	1964.....	4
McCall, Larry.....	1978.....	4
Maranda, Georges..	1961.....	4
14 tied with.....		3

SAVES

Williams, Todd.....	2000.....	32
Bitker, Joe.....	1990.....	26
Messenger, Randy...	2009.....	25
Gajkowski, Steve....	1998.....	24
Gryboski, Kevin.....	2001.....	22
Kida, Masao.....	2005.....	22
Bawcom, Logan.....	2013.....	21
Walton, Bruce.....	1991.....	20
Parker, Blake.....	2016.....	19
Gill, Ken.....	1973.....	17

INNINGS PITCHED

Fisher, Eddie.....	1960.....	239
Herbel, Ron.....	1963.....	230
Thomas, Gerry.....	1963.....	229
Stanek, Al.....	1964.....	223
Colton, Larry.....	1970.....	221
Wiley, Mark.....	1976.....	219
Perry, Gaylord.....	1961.....	219
Thomas, Gerry.....	1962.....	216
Luebber, Steve.....	1972.....	215
Overton, Joe.....	1965.....	209

HITS

Wiley, Mark.....	1976.....	267
Fisher, Eddie.....	1960.....	229
Colton, Larry.....	1970.....	226
Thomas, Gerry.....	1963.....	220
Atherton, Keith.....	1982.....	214
Swiacki, Bill.....	1982.....	214
Herbel, Ron.....	1963.....	209
Perry, Gaylord.....	1961.....	208
Garibaldi, Bob.....	1963.....	205
Allison, Dana.....	1994.....	204
Harikkala, Tim.....	1996.....	204

RUNS

Bane, Eddie.....	1975.....	118
Wiley, Mark.....	1976.....	116
Colton, Larry.....	1970.....	116
French, Luke.....	2011.....	115
Swiacki, Bill.....	1982.....	111
Atherton, Keith.....	1982.....	108
Hughes, Jim.....	1974.....	108
Fife, Danny.....	1973.....	108
Harris, Reggie.....	1992.....	108
Seddon, Chris.....	2011.....	108

HOME RUNS

Hughes, Jim.....	1974.....	31
French, Luke.....	2011.....	30
Franklin, Ryan.....	2000.....	28
Anderson, Craig.....	2003.....	27
Atherton, Keith.....	1982.....	26
Ramsay, Rob.....	2001.....	26
Matos, Josue.....	2002.....	25
Cruceta, Francisco ..	2006.....	25
Colton, Larry.....	1970.....	24
Vossler, Dan.....	1974.....	24

WALKS

Belcher, Tim.....	1987.....	133
Berenguer, Juan.....	1979.....	129
Harris, Reggie.....	1992.....	117
Stanek, Al.....	1964.....	108
Rijo, Jose.....	1985.....	108
Veintidos, Juan.....	1976.....	107
Veintidos, Juan.....	1974.....	106
Young, Ray.....	1990.....	105
Hughes, Jim.....	1977.....	104
Veintidos, Juan.....	1975.....	97

STRIKEOUTS

Berenguer, Juan.....	1979.....	220
Stanek, Al.....	1964.....	220
Luebber, Steve.....	1972.....	199
Cruceta, Francisco ..	2006.....	185
Rijo, Jose.....	1985.....	179
Estelle, Dick.....	1964.....	167
Conroy, Tim.....	1985.....	166
Garibaldi, Bob.....	1963.....	160
Hands, Bill.....	1965.....	155
Rodriguez, Roberto ..	1971.....	153

WILD PITCHES

Harris, Reggie.....	1992.....	20
Otto, Dave.....	1989.....	18
Gideon, Jim.....	1976.....	18
Bethke, Rick.....	1976.....	18
Cruceta, Francisco ..	2006.....	18
Berenguer, Juan.....	1979.....	17
Colton, Larry.....	1970.....	17
Dozier, Tom.....	1987.....	17
Rivas, Danny.....	1962.....	15
Albury, Vic.....	1973.....	15

COMPLETE GAMES

Herbel, Ron.....	1963.....	17
Wiley, Mark.....	1976.....	16
Garibaldi, Bob.....	1963.....	16
Thomas, Gerry.....	1963.....	15
Fisher, Eddie.....	1960.....	15
Bordi, Rich.....	1981.....	15
Luebber, Steve.....	1975.....	15
Six tied with.....		12

INDIVIDUAL FRANCHISE BATTING LEADERS

HIGHEST BATTING AVERAGE, SEASON	355, Jesus Montero (2015)
MOST GAMES, SEASON.....	158, Jesus Alou (1963)
MOST AT-BATS, SEASON	648, Jesus Alou (1963)
MOST RUNS SCORED, SEASON	121, Alex Liddi (2011)
MOST HITS, SEASON	210, Jesus Alou (1963)
MOST CONSECUTIVE GAMES WITH A HIT.....	26, Rex Johnston (1965); Chad Akers (1999)
MOST EXTRA-BASE HITS, SEASON.....	80, Dan Rohrmeier (1997)
MOST DOUBLES, SEASON	51, Dan Rohrmeier (1998)
MOST TRIPLES, SEASON.....	14, Kevin Ward (1990); Kevin Rhomberg (1980)
MOST HOME RUNS, SEASON.....	43, Adrian Garrett (1971)
MOST HOME RUNS, SEASON, CHENEY STADIUM	19, Adrian Garrett (1971)
MOST HOME RUNS, GAME.....	4, Randy Bass (6/9/77 at Phoenix)
MOST HOME RUNS, INNING.....	2, Garry Smith (4/21/78 vs. Spokane); Roy Staiger (5/4/78 vs. San Jose)
MOST GRAND SLAMS, SEASON	3, Stefen Romero (2013)
MOST RUNS BATTED IN, SEASON	120, Dan Rohrmeier (1997)
MOST TOTAL BASES, SEASON.....	292, Adrian Garrett (1971)
MOST BASES ON BALLS, SEASON	123, Gary Jones (1987)
MOST BASES ON BALLS, GAME.....	5, Mike Bordick (5/24/91 vs. Portland); Ty Kelly (8/16/2013 vs. Col Springs)
MOST STRIKEOUTS, SEASON	184, AJ Zapp (2004)
MOST PLATE APPEARANCES/STRIKEOUT, SEASON	30.35, Brian Raabe (1997)
MOST STOLEN BASES, SEASON.....	56, Jimmy Sexton (1981)
MOST SACRIFICE HITS, SEASON.....	18, Gil Garrido (1961)
MOST SACRIFICE FLIES, SEASON.....	14, Aaron Pointer (1969)
MOST TIMES HIT BY PITCH, SEASON	16, Doug Jennings (1989); Brian Raabe (1997)

INDIVIDUAL FRANCHISE PITCHING LEADERS

MOST GAMES PITCHED, SEASON	70, Ken Gill (1972)
MOST GAMES PITCHED IN RELIEF, SEASON.....	65, Ken Gill (1972); Bert Bradley (1983)
MOST GAMES STARTED, SEASON	34, Gerry Thomas (1962)
MOST GAMES FINISHED, SEASON	52, John Pregenzer (1965)
MOST INNINGS PITCHED, SEASON	239.0, Eddie Fisher (1960)
HIGHEST WINNING PERCENTAGE, SEASON	1.000, Sherman Jones (10-0, 1960)
MOST GAMES WON, SEASON	17, Bill Hands (1965); Eddie Fisher (1960)
MOST GAMES LOST, SEASON.....	18, Ron Herbel (1963)
MOST SAVES, SEASON	32, Todd Williams (2000)
MOST COMPLETE GAMES, SEASON	17, Ron Herbel (1963)
MOST SHUTOUTS, SEASON	6, Bill Hands (1965)
MOST RUNS ALLOWED, SEASON.....	118, Eddie Bane (1975)
LOWEST EARNED RUN AVERAGE, SEASON	1.90, Chris Codioli (1982)
MOST EARNED RUNS ALLOWED, SEASON	104, Larry Colton (1970)
MOST HITS ALLOWED, SEASON	267, Mark Wiley (1976)
MOST HOME RUNS ALLOWED, SEASON	31, Jim Hughes (1974)
MOST STRIKEOUTS, SEASON	220, Juan Berenguer (1979); Al Stanek (1964)
MOST STRIKEOUTS, GAME	19, Burt Hooton (8/17/71 vs. Eugene)
MOST BASES ON BALLS, SEASON	133, Tim Belcher (1987)
MOST BASES ON BALLS, INNING	6, Dick Radatz (7/23/67 vs. Portland, Game 2, 3rd inning)
MOST CONSECUTIVE BASES ON BALLS, GAME.....	6, Dick Radatz (7/23/67 vs. Portland, Game 2, 3rd inning)
MOST HIT BATSMEN, SEASON.....	12, Ryan Franklin (2000)
MOST WILD PITCHES, SEASON	20, Reggie Harris (1992)

TACOMA NO-HITTERS

PITCHED BY TACOMA

August 26, 1962	Dick LeMay vs. Vancouver (Game Two, 7.0 innings)
September 1, 1963	Gerry Thomas vs. Denver (Game Two, 7.0 innings)
June 22, 1964	Dick Estelle vs. Denver
May 11, 1965	Dick Estelle vs. Hawaii
June 21, 1975	Tom Norton vs. Hawaii
August 24, 1980	Larry McCall vs. Spokane (7.0 innings)
May 14, 1985	Tim Conroy vs. Tucson (Game One, 7.0 innings)
June 10, 1991	Pat Wernig vs. Vancouver
July 3, 2001	Brett Tomko at Oklahoma
July 7, 2001	John Halama vs. Calgary (Perfect Game)

PITCHED AGAINST TACOMA

August 14, 1962.....	Sam Ellis, San Diego
June 24, 1964	Jay Hook, Denver (pitched 9.0 innings of no-hit ball, allowed 2 hits in 10th)
August 18, 1968.....	Bo Belinsky, Hawaii
May 16, 1973.....	John D'Acquisto, Phoenix (7.0 innings)
June 13, 1981	George Stablein, Hawaii
August 20, 1983.....	Scott Garretts, Phoenix (7.0 innings)
June 12, 1984.....	Andrew Rincon, Hawaii (7.0 innings)
May 31, 1985	Frank Wills, Calgary (Game One, 7.0 innings)
May 1, 2001	Micah Bowie, Sacramento (Game Two, 7.0 innings)
May 14, 2002	Junior Herndon, Portland (Game Two, 7.0 innings)
June 12, 2003	Lindsay Gulin, at Las Vegas

INDIVIDUAL FRANCHISE FIELDING LEADERS

FIRST BASE

HIGHEST FIELDING %996, Jim Bowie (1994)
 MOST PUTOUTS 1312, Roe Skidmore (1969)
 MOST ASSISTS 121, Rob Nelson (1986)
 MOST ERRORS23, Craig Kusick (1973)
 MOST DOUBLE PLAYS 152, Ron Witmeyer (1992)

SECOND BASE

HIGHEST FIELDING %987, Mickey Lopez (2003)
 MOST PUTOUTS 366, Juan Bonilla (1980)
 MOST ASSISTS 422, Juan Bonilla (1980)
 MOST ERRORS22, Dave Oliver (1979)
 MOST DOUBLE PLAYS 110, Juan Bonilla (1980)

THIRD BASE

HIGHEST FIELDING %963, John Ward (1964)
 MOST PUTOUTS 109, Kevin Bell (1981)
 MOST ASSISTS 283, Kevin Bell (1981)
 MOST ERRORS 35, Carmen Fanzone (1971)
 MOST DOUBLE PLAYS33, Mike Champion (1980)

SHORTSTOP

HIGHEST FIELDING %979, Ramon Vazquez (2001)
 MOST PUTOUTS273, Gil Garrido (1962)
 MOST ASSISTS 483, Roger Metzger (1970)
 MOST ERRORS37, Roger Metzger (1970)
 MOST DOUBLE PLAYS95, Gil Garrido (1963)

OUTFIELD

HIGHEST FIELDING %997, Larry Littleton (1980)
 MOST PUTOUTS408, Matty Alou (1960)
 MOST ASSISTS 24, Shin-Soo Choo (2005)
 MOST ERRORS15, Mike Poepping (1975)
 MOST DOUBLE PLAYS10, Jim Dunegan (1969)

CATCHER

HIGHEST FIELDING %995, Bob Barton (1963)
 MOST PUTOUTS641, Larry Cox (1976)
 MOST ASSISTS104, Larry Cox (1976)
 MOST ERRORS23, Larry Cox (1976)
 MOST DOUBLE PLAYS15, Larry Cox (1976)
 MOST PASSED BALLS21, Rob Johnson (2008)

PITCHER

HIGHEST FIELDING % 1.000, Bryan Clark
 (1989, 53 chances)
 MOST PUTOUTS24, Frank Linzy (1964)
 MOST ASSISTS 44, Dick LeMay (1969);
 Bill Swiacki (1982); Reese Lambert, (1988)
 MOST ERRORS8, Ron Herbel (1962)
 MOST DOUBLE PLAYS7, Billy Connors, (1967)

GENERAL TEAM RECORDS

HIGHEST ATTENDANCE, SEASON..... 378,518 (2011)
 HIGHEST ATTENDANCE, GAME..... 12,720 (5/22/87 vs. Edmonton)
 MOST WINS, SEASON 97 (1961)
 FEWEST WINS, SEASON 45 (1970)
 MOST LOSSES, SEASON 98 (1970)
 FEWEST LOSSES, SEASON 57 (1961)
 HIGHEST WINNING PERCENTAGE, SEASON630 (1961)
 LOWEST WINNING PERCENTAGE, SEASON315 (1970)

SIMPSON KRAFT CHENEY STADIUM HALL OF FAME

INDUCTEE	FEAT(S)	YR INDUCTED
Jesus Alou	Star of 1963 T-Giants (.324-11-69), 15 MLB Seasons.	1998
Matty Alou	Hit first Cheney Stadium HR, career .309 hitter in 15 MLB seasons.	1994
Ben Cheney	Tacoma sportsman headed effort to build stadium in 1960.	1990
Red Davis	Managed T-Giants 1960-62. Managed first Tacoma PCL Champions (1961).	1996
Adrian Garrett	Hit Tacoma record 43 HRs in 1971, 272 career minor league HRs.	1993
Gil Garrido	Led PCL shortstops in fielding percentage 1961, 1962, 1963, 1964.	1992
Tom Haller	Hit three HRs in one game at Cheney, 12 seasons as MLB catcher.	1993
Ron Herbel	Record 43 Tacoma wins, Tacoma resident, 9 MLB seasons.	1992
Don Hill	Tacoma radio play-by-play announcer 1960-1984.	1993
Burt Hooton	Struck out 19 batters 8/17/71, posted 1.68 ERA in 1971, 15 MLB seasons.	1996
Clay Huntington	Civic leader helped bring the PCL to Tacoma in 1960, opening night MC.	1992
Tom Kelly	T-Twin 1972-75, 1977; managed two World Series Champions (1987, 1991)	1993
Juan Marichal	Pitched shutout in first Tacoma PCL win, 243 MLB wins, Hall of Fame.	1991
Stan Naccarato	Tacoma General Manager 20 years, put together ownership group in 1971.	1994
Gaylord Perry	Tacoma Giant 1960-63, 314 MLB wins, 2 Cy Young Awards, Hall of Fame.	1991
Dick Phillips	Only Tacoma player to win PCL Most Valuable Player (1961).	1992
Dusty Rhodes	1954 World Series MVP finished career with T-Giants 1960-62.	1991

YEAR-BY YEAR RECORDS VS. PCL OPPONENTS (1960-79)

	1960	1961	1962	1963	1964	1965	1966	1967	1968	1969	1970	1971	1972	1973	1974	1975	1976	1977	1978	1979		
Albuquerque																						
Arkansas					3-3	3-5																
Calgary																						
Colorado Springs																						
Dallas-Fort Worth				8-6	2-5																	
Denver				10-4	5-3	2-5	5-3	4-4	4-4													
Edmonton																						
El Paso																						
Eugene										7-13	6-16	12-10	11-17	14-18								
Fresno																						
Hawaii			17-5	12-10	9-13	11-11	12-8	11-9	12-8	7-13	10-10	6-14	12-8	17-11	14-18	17-15	15-17	16-17	10-12	12-8	11-11	
Iowa																						
Indianapolis						5-3	7-1	3-5	3-5													
Las Vegas																						
Memphis																						
Nashville																						
New Orleans																						
Oklahoma City										7-7	5-3	3-5	3-5	6-2							7-5	
Ogden																						
Omaha																						
Phoenix																						
Portland																						
Reno		11-11	16-6	10-12	8-14	13-7	9-11	6-14	11-9	16-6	9-13	10-9	12-16									
Round Rock																						
Sacramento		13-9														16-16	19-13	11-21				
Salt Lake City		11-11	10-12	13-9	9-5	3-5										6-4	7-5	8-4	12-8	7-2	7-5	
San Diego		10-12	16-6	11-11	6-8	8-14	5-3	2-6	5-3													
San Jose																					10-10	6-6
Seattle		12-10	13-9	13-9	13-9	11-11	7-13	6-14	11-9	8-12												
Spokane		9-13	15-7	12-10	7-15	12-10	9-11	10-10	6-14	11-11	3-19	14-8		10-22	19-13	15-15	21-11	10-11	11-9	10-12		
Tucson										16-4	6-14	10-10	8-8	5-7	7-4	4-8	8-4	7-13	8-4	7-5		
Tulsa										2-6	5-3	4-4										
Vancouver		15-7	10-12	10-12			9-11	10-10	9-11	12-8	14-8										14-6	12-9
TOTALS		81-73	97-57	81-73	79-79	73-82	75-72	63-85	73-75	65-83	86-60	45-98	78-65	65-83	65-79	75-66	73-69	76-69	68-75	80-57	74-73	

YEAR-BY YEAR RECORDS VS. PCL OPPONENTS (1980-99)

	1980	1981	1982	1983	1984	1985	1986	1987	1988	1989	1990	1991	1992	1993	1994	1995	1996	1997	1998	1999	
Albuquerque	7-5	3-5	7-9	6-8	1984	1985	1986	1987	1988	1989	1990	1991	1992	1993	1994	1995	1996	1997	1998	1999	
Arkansas					11-5	4-11-1	8-8	7-9	4-12	10-6	7-8	3-5	4-4	5-11	3-12	9-7	7-8	9-7	4-4	8-0	
Calgary					6-10	10-6	7-9	7-9	8-8	6-10	8-8	12-14	9-17	9-7	8-8	6-10	7-9	12-4	11-5	7-9	
Colorado Springs									8-8	7-9	7-9	3-5	2-5	10-6	7-8	7-9	9-7	8-7	6-2	4-3	
Dallas-Fort Worth																					
Denver																					
Edmonton		15-7	12-4	8-8	8-8	9-7	8-8	11-5	7-9	8-8	7-9	12-12	13-13	9-7	6-10	11-5	8-8	10-6	7-9	7-7	
El Paso																					
Eugene																					
Fresno																				6-2	4-4
Hawaii																					
Iowa	9-13	9-12	10-6	7-9	6-10	8-8	7-9	10-6												4-4	3-5
Indianapolis																					
Las Vegas				6-11	5-8	7-9	6-10	6-10	6-10	8-8	10-6	4-4	2-6	11-5	7-9	11-5	7-9	9-6	5-3	6-2	
Memphis																			2-6	5-3	
Nashville																			4-4	2-5	
New Orleans																			3-5	4-4	
Oklahoma City																			4-4	5-3	
Ogden	4-8																				
Omaha																				5-3	2-6
Phoenix	11-1	5-2	10-6	9-5	8-8	5-11	9-7	6-10	8-8	12-4	9-6	2-6	2-6	7-9	7-9	7-9	9-7	7-9			
Portland		12-10	9-7	8-8	10-6	8-7	10-6	10-6	9-7	7-9	6-10	12-12	8-18	7-8							
Reno																					
Round Rock																					
Sacramento																					
Salt Lake City																					
San Diego																					
San Jose	5-7	3-5	8-7	7-8	7-8										10-6	9-7	9-7	9-7	4-4	1-6	
Seattle																					
Spokane	12-10	11-11	10-6																		
Tucson	4-8	7-1	9-7	9-9	7-9	9-7	7-9	11-4	8-8	11-5	10-6	5-3	4-4	4-12	5-11	4-12	5-11	7-8	4-4	6-2	
Tulsa																					
Vancouver	9-13	13-8	9-7	5-11	7-9	10-6	7-9	10-6	5-11	8-7	11-5	10-12	12-14	7-9	8-8	4-12	8-7	4-12	8-8	5-11	
TOTALS	74-74	78-61	84-59	65-77	69-71	66-76	72-72	78-65	62-82	77-66	75-67	63-73	56-87	69-74	61-81	68-76	69-73	75-66	77-67	69-70	

FRONT OFFICE CHENEY STADIUM COACHES/STAFF 2018 RAINIERS 2017 SEASON REVIEW OPPONENTS HISTORY & RECORDS MEDIA & MISC.

YEAR-BY-YEAR RECORDS VS. PCL OPPONENTS (2000-17)

	2000	2001	2002	2003	2004	2005	2006	2007	2008	2009	2010	2011	2012	2013	2014	2015	2016	2017
Albuquerque	1-3			0-4	4-0	0-4	0-4	2-2	4-0	2-2	3-1	2-2	1-3	2-2	9-7	8-8	9-7	8-7
Arkansas																		
Calgary	6-10	10-6	8-5															
Colorado Springs	4-0	4-4	5-3	1-3	3-1	6-10	11-5	7-9	6-10	8-8	7-9	8-8	4-12	11-5	2-2	2-2	4-0	1-3
Dallas-Fort Worth																		
Denver																		
Edmonton	11-5	11-5	6-10	7-9	12-4									4-12	8-8	11-5	7-9	
El Paso																		
Eugene																		
Fresno	9-6	6-2	5-3	9-7	8-8	9-7	9-7	8-8	10-6	10-6	7-9	8-8	7-9	8-8	9-7	10-6	9-7	4-12
Hawaii																		
Iowa	4-0	3-5	5-3	2-2	0-3	4-0	2-2	1-3	1-3	1-3	0-4	3-1	3-1	2-2	2-2	1-3	4-0	2-2
Indianapolis																		
Las Vegas	8-9	5-3	2-6	5-11	10-6	12-4	9-7	10-6	11-5	8-8	9-7	9-7	7-9	10-6	8-8	8-8	6-10	8-7
Memphis	1-3	6-2	3-5	3-1	3-1	2-2	3-1	2-2	3-1	2-2	3-1	0-4	2-2	2-2	2-2	2-2	2-2	1-3
Nashville	3-1	3-5	5-3	4-0	1-2	3-1	1-3	2-2	3-1	3-1	2-2	3-1	1-3	3-1	4-0	3-1	2-2	2-2
New Orleans	2-2	2-6	3-5	0-4	2-2	2-2	1-3	0-4	2-2	2-2	4-0	2-2	1-3	3-1	3-1	3-1	1-2-1	3-1
Oklahoma City	1-3	7-1	3-5	1-3	2-2	0-4	3-1	3-1	2-2	2-2	1-2	2-2	3-1	0-4	4-0	2-2	2-2	2-2
Ogden																		
Omaha	2-1	4-4	3-5	4-0	3-1	1-3	4-0	2-2	4-0	2-2	0-4	0-4	2-2	0-4	2-2	1-3	3-1	2-2
Phoenix																		
Portland	9-7	7-9	8-8	7-9	8-8	7-9	11-5	9-7	11-5	13-3	11-5							
Reno																		
Round Rock																		
Sacramento	7-9	5-3	4-4	6-10	6-10	8-8	8-8	7-9	9-7	7-9	8-8	6-10	7-9	10-6	8-8	5-11	8-8	11-6
Salt Lake City	6-10	3-5	3-5	7-9	10-6	11-5	8-8	5-11	5-11	6-10	12-4	7-9	7-9	7-9	8-8	5-11	13-3	6-10
San Diego																		
San Jose																		
Seattle																		
Spokane																		
Tucson	11-5	7-1	3-5	9-7	8-8	8-8	4-12	8-8	6-10			11-5	10-6	10-6				
Tulsa																		
Vancouver																		
TOTALS	76-67	85-59	65-76	66-78	79-63	80-64	74-70	68-76	80-64	74-70	74-69	70-74	63-81	76-68	74-70	68-76	81-62	

ALL-TIME RECORDS VS. PCL OPPONENTS

	1960-65 GIANTS	1966-71 CUBS	1972-77 TWINS	1978 YANKEES	1979-80 TUGS/TIGERS	1981-94 TIGERS	1995- RAINERS	TOTALS	PCT
Albuquerque			41-43	8-4	12-12	82-113-1	92-82	235-254-1	.480
Arkansas	6-8							6-8	.429
Calgary						82-98	67-58	149-156	.485
Colorado Springs						44-50	128-122	172-172	.500
Dallas-Fort Worth	10-11							10-11	.476
Denver	17-12	13-11						30-23	.566
Edmonton						133-115	90-68	223-183	.549
El Paso							30-34	30-34	.469
Eugene		25-39	25-35					50-74	.403
Fresno							155-132	155-132	.540
Hawaii	61-47-1	58-62	89-90	12-8	20-24	57-60		297-291-1	.505
Iowa							47-48	47-48	.495
Indianapolis	12-4	9-15						21-19	.525
Las Vegas						78-96	183-152	261-248	.513
Memphis							49-47	49-47	.410
Nashville							54-40	54-40	.574
New Orleans	15-15	12-12			11-13		43-52-1	43-52-1	.448
Oklahoma City							49-46	76-73	.510
Ogden								11-13	.458
Omaha							46-49	46-49	.484
Phoenix		37-47	36-48	7-5	15-9	99-97	23-25	217-231	.484
Portland	68-62	61-62	12-16	7-13	24-20	116-114	95-65	383-352	.521
Reno							50-93	50-93	.350
Round Rock							35-17	35-17	.673
Sacramento	13-9		46-50				130-143	189-202	.483
Salt Lake City	51-45	19-18	49-33-1	7-2	12-12	35-34	161-174	334-318-1	.511
San Diego	56-54	10-14						66-68	.493
San Jose			10-10	6-6				16-16	.500
Seattle	69-61	25-35						94-96	.495
Spokane	64-66	53-73	75-72	11-9	22-22	21-17		246-259	.487
Tucson		32-28	39-44	8-4	11-13	106-95	121-118	317-302	.512
Tulsa		11-13						11-13	.458
Vancouver	44-42	45-37		14-6	21-22	122-122	29-50	275-279	.496
TOTALS	486-436-1	410-466	422-441-1	80-57	148-147	975-1011-1	1469-1393	4132-4097-4	.502

FRONT
OFFICE

CHENEY
STADIUM

COACHES/STAFF

2018
RAINERS

2017 SEASON
REVIEW

OPPONENTS

HISTORY &
RECORDS

MEDIA &
MISC.

TACOMA YEAR-BY-YEAR (1960-2017)

Year	Team	Affiliation	Manager	W-L	PCT.	GB	Finish	Attendance
1960	Giants	San Francisco	Red Davis	81-73	.526	11 1/2	2nd	270,024
1961	Giants	San Francisco	Red Davis	97-57	.630	---	1st*	243,790
1962	Giants	San Francisco	Red Davis	81-73	.526	12 1/2	2nd	168,600
1963	Giants	San Francisco	Andy Gilbert	79-79	.500	19	3rd	146,050
1964	Giants	San Francisco	Charlie Fox	73-82	.471	16 1/2	5th	126,192
1965	Giants	San Francisco	Bill Werle	75-72	.510	5 1/2	5th	119,762
1966	Cubs	Chicago (NL)	Les Peden	63-85	.426	20	6th	104,719
1967	Cubs	Chicago (NL)	Whitey Lockman	73-75	.493	7	4th	132,697
1968	Cubs	Chicago (NL)	Whitey Lockman	65-83	.439	21 1/2	5th	79,897
1969	Cubs	Chicago (NL)	Whitey Lockman	86-60	.589	---	1st*	105,207
1970	Cubs	Chicago (NL)	Whitey Lockman	45-98	.315	47 1/2	8th	137,891
1971	Cubs	Chicago (NL)	Jim Marshall	78-65	.545	---	1st*	152,732
1972	Twins	Minnesota	Harry Warner	65-83	.439	14 1/2	3rd	180,209
1973	Twins	Minnesota	Kerby Ferrell	65-79	.451	16 1/2	3rd	182,553
1974	Twins	Minnesota	Cal Ermer	75-66	.532	2 1/2	2nd	165,313
1975	Twins	Minnesota	Cal Ermer	73-69	.514	14 1/2	2nd	197,583
1976	Twins	Minnesota	Cal Ermer	76-69	.524	1	2nd*	192,758
1977	Twins	Minnesota	Del Wilbur/Tom Kelly	68-75	.476	9 1/2	3rd	207,538
1978	Yankees	New York (AL)	Mike Ferraro	80-57	.584	---	1st*	211,030
1979	Tugs	Cleveland	Gene Dusan	34-37	.479	6 1/2	4th	181,443
				40-36	.526	2	2nd	
1980	Tigers	Cleveland	Gene Dusan	39-34	.534	5	3rd	244,083
				35-40	.467	8 1/2	4th	
1981	Tigers	Oakland	Ed Nottle	35-34	.507	1 1/2	3rd	191,738
				43-27	.614	---	1st*	
1982	Tigers	Oakland	Ed Nottle	42-28	.600	---	1st*	223,289
				42-31	.575	1 1/2	2nd	
1983	Tigers	Oakland	Bob Didier	37-35	.514	1	2nd	215,049
				28-42	.400	13	5th	
1984	Tigers	Oakland	Ed Nottle	29-41	.414	6	5th	203,821
				40-30	.571	1	2nd	
1985	Tigers	Oakland	Keith Liepmann	30-40	.429	7 1/2	4th	208,534
				36-36	.500	5 1/2	3rd	
1986	Tigers	Oakland	Keith Liepmann	32-40	.444	13	4th	247,098
				40-32	.566	3	2nd	
1987	Tigers	Oakland	Keith Liepmann	39-32	.549	---	1st*	305,916
				39-33	.542	7 1/2	2nd	
1988	Tigers	Oakland	Brad Fischer	31-41	.431	11 1/2	4th	280,168
				31-41	.431	12 1/2	5th	
1989	Tigers	Oakland	Brad Fischer	39-33	.542	2 1/2	2nd	313,007
				38-33	.535	4	2nd	
1990	Tigers	Oakland	Brad Fischer	43-27	.614	---	1st*	324,498
				32-40	.444	15	4th	
1991	Tigers	Oakland	Jeff Newman	33-37	.471	4 1/2	3rd	298,918
				30-36	.455	13 1/2	4th	
1992	Tigers	Oakland	Bob Boone	26-45	.366	17 1/2	5th	329,000
				30-42	.417	11	5th	
1993	Tigers	Oakland	Bob Boone	32-39	.451	10	5th	329,775
				37-35	.514	8	3rd	
1994	Tigers	Oakland	Casey Parsons	34-36	.479	4 1/2	4th	350,919
				27-45	.375	11 1/2	5th	
1995	Rainiers	Seattle	Steve Smith	37-35	.514	8	3rd	316,103
				31-41	.431	10	4th	
1996	Rainiers	Seattle	Dave Myers	40-32	.556	1/2	2nd	338,500
				29-41	.414	15	5th	
1997	Rainiers	Seattle	Dave Myers	35-35	.500	3 1/2	3rd	305,281
				40-31	.563	1/2	2nd	
1998	Rainiers	Seattle	Dave Myers	77-67	.535	4 1/2	2nd	337,623
1999	Rainiers	Seattle	Dave Myers	69-70	.496	13 1/2	2nd	271,026
2000	Rainiers	Seattle	Dave Myers	76-67	.531	14	2nd	265,702
2001	Rainiers	Seattle	Dan Rohn	85-59	.590	---	1st*	320,329
2002	Rainiers	Seattle	Dan Rohn	65-76	.461	16 1/2	4th	300,910
2003	Rainiers	Seattle	Dan Rohn	66-78	.458	8	4th	327,927
2004	Rainiers	Seattle	Dan Rohn	79-63	.556	4	2nd	310,680
2005	Rainiers	Seattle	Dan Rohn	80-64	.556	---	1st*	335,031
2006	Rainiers	Seattle	Dave Brundage	74-70	.514	7	2nd	313,031
2007	Rainiers	Seattle	Daren Brown	68-76	.472	6 1/2	3rd	345,538
2008	Rainiers	Seattle	Daren Brown	80-64	.556	4	2nd	327,871
2009	Rainiers	Seattle	Daren Brown	74-70	.514	---	1st*	352,450
2010	Rainiers	Seattle	Daren Brown/Jose Castro	74-69	.517	---	1st*	351,095
2011	Rainiers	Seattle	Daren Brown	70-74	.486	7	2nd	378,518
2012	Rainiers	Seattle	Daren Brown	61-83	.424	18	4th	352,032
2013	Rainiers	Seattle	Daren Brown/John Stearns	76-68	.528	2	2nd	320,080
2014	Rainiers	Seattle	Roy Howell	74-70	.514	7	3rd	305,446
2015	Rainiers	Seattle	Pat Listach	68-76	.472	16.5	4th	352,521
2016	Rainiers	Seattle	Pat Listach	81-62	.566	---	1st*	377,164
2017	Rainiers	Seattle	Pat Listach	66-76	.465	14	3rd	374,951

TOTAL RECORD: 4198-4173 (.501)

TOTAL ATTENDANCE: 14,954,610

FRONT OFFICE

CHENEY STADIUM

COACHES/STAFF

2018 RAINIERS

2017 SEASON REVIEW

OPPONENTS

HISTORY & RECORDS

MEDIA & MISC.

TACOMA POSTSEASON HISTORY

Since joining the Pacific Coast League in 1960, Tacoma has played for the league championship eight times, and won PCL titles five times - 1961, 1969, 1978, 2001, and 2010.

Tacoma was involved in the only two instances in which the league has declared "Co-Champions" in over 100 years of play (1978 and 2001). Tacoma reached the PCL Championship Series and lost three times - 1971, 1981, and 2005.

Each of the eight Tacoma teams to play for a PCL championship is recapped in this section.

TACOMA IN THE PACIFIC COAST LEAGUE PLAYOFFS

YEAR POSTSEASON RESULT

- 1961** Won Pacific Coast League Championship (no playoff)
1969: Won Pacific Coast League Championship (defeated Eugene, 3-2)
1971: Lost League Championship to Salt Lake City (3-1)
1976: Lost Western Division Playoff to Hawaii (1-0)
1978: Declared Co-Pacific Coast League Champions with Albuquerque (no playoff due to rain)
1981: Defeated Hawaii in Northern Division Playoff (2-1), Lost to Albuquerque in Championship (3-0)
1982: Lost to Spokane in Northern Division Playoff (2-1)
1987: Lost to Calgary in Northern Division Playoff (3-2)
1990: Lost to Edmonton in Northern Division Playoff (3-2)
2001: Defeated Sacramento in Pacific Conference Playoff (3-2), Declared Co-Pacific Coast League Champions with New Orleans
2005: Defeated Sacramento in Pacific Conference Playoff (3-2), Lost to Nashville in Championship (3-0)
2009: Lost to Sacramento in Pacific Conference Playoff (3-1)
2010: Defeated Sacramento in Pacific Conference Playoff (3-2), Defeated Memphis in Championship (3-0), lost to Columbus in Triple-A Championship Game (12-6)
2016: Lost to El Paso in Pacific Conference Playoff (3-1)

THE 1961 GIANTS: TACOMA'S BEST TEAM

The greatest team in Tacoma's Pacific Coast League history, the 1961 Giants finished the season with a record of 97-57.

No playoffs were played in 1961 - the Giants were named league champions when they clinched the top spot in the league's one, eight-team division. The team eliminated second-place Vancouver on Labor Day while closing out a series in Hawaii - the club celebrated on the flight home.

The Giants were in third place with a 41-32 record before sweeping a July 4th home doubleheader from Vancouver - starting one of the hottest streaks in PCL history. The team went 57-10 over the next 67 games, including a believed-to-be-franchise-record 16-game winning streak.

The team was led by young pitching prospects Gaylord Perry (16-10, 2.55) and Ron Herbel (16-5, 3.57). Infielders Chuck Hiller and Dick Phillips were named to the league's post-season all-star team.

Phillips, who hit .264 with 16 home runs, 98 RBI, and 94 walks, was named the Pacific Coast League's Most Valuable Player - he remains the only Tacoma player to ever win the award.

The 1961 Tacoma Giants are typically included in any list of the greatest minor league teams of all-time. In his most recent Historical Baseball Abstract, author Bill James calls the 1961 Giants the "best Triple-A team of the 1960s," and one of the three best minor league teams of any classification that decade.

DICK PHILLIPS WINS 1961 PCL MOST VALUABLE PLAYER AWARD

Dick Phillips is the only Tacoma player to ever win a league MVP award. Phillips led the 1961 Tacoma Giants to a franchise-best 97-57 record, which gave Tacoma its first league championship. Phillips batted .264-16-98 while walking 94 times with only 55 strikeouts. He played every infield position and every outfield position.

THE 1969 CUBS: TACOMA CLAIMS PCL WITH COMEBACK OVER EUGENE

The 1969 Tacoma Cubs advanced to the PCL Championship series by winning the four-team Northern Division with a record of 86-60 – 14 games ahead of the nearest competitor.

The Cubs were slated to play the Southern Division champion Eugene Emeralds – a Philadelphia Phillies affiliate – in the best-of-five series for the league crown.

Eugene won the first two games at home. Larry Bowa hit a leadoff home run in the bottom of the first inning of Game One, helping the Emeralds cruise to a 6-1 decision. Game Two was a tense affair that saw the Emeralds win 5-4 on Scott Reid's leadoff home run in the bottom of the ninth inning.

The Cubs came home and won Game Three, 2-1, when Jim Dunegan snapped a 1-1 tie with a solo home run in the seventh inning. Game Four saw Cubs starting pitcher Archie Reynolds toss a complete-game, two-hit shutout to force a deciding fifth and final game, to be played in Eugene.

In Game Five, Tacoma scored single runs in the fourth and seventh innings, with Eugene errors factoring into each rally. Despite allowing a total of seven hits and two walks, four Tacoma pitchers combined to shutout the Emeralds. Jim Colborn worked five shutout innings to earn the win, and relief ace Dick LeMay pitched three perfect innings for the save.

Managed by White Lockman, the 1969 Cubs were the first Tacoma team to win a championship playoff series.

Eugene Emeralds 6, Tacoma Cubs 1 Game One - September 2, 1969

	1	2	3	4	5	6	7	8	9	R	H	E
Tacoma	0	0	0	0	0	0	0	0	1	1	7	2
Eugene	1	1	0	0	4	0	0	0	x	6	12	1

Tacoma	AB	R	H	RBI	Eugene	AB	R	H	RBI
Montreuil, 2B	3	0	1	0	Bowa, SS	4	1	1	1
Bladt, LF	4	0	0	0	Doyle, 2B	3	1	2	0
Pointer, CF	4	0	0	0	Hutto, RF	3	1	2	0
Skidmore, 1B	4	0	2	0	Emery, 1B	4	1	1	1
Dunegan, RF	4	1	2	0	Lis, LF	4	1	1	2
Bobb, C	4	0	2	1	Reid, CF	4	0	1	0
Lung, 3B	4	0	0	0	Buchek, 3B4	1	2	0	0
Metzger, SS	4	0	0	0	Edwards, C4	0	1	1	1
Reynolds, P	2	0	0	0	Wagner, P	4	0	1	0
Gura, P	0	0	0	0	Totals	34	6	12	5
Church, P	0	0	0	0					
McMath, PH	0	0	0	0					
Tiefenauer, P	0	0	0	0					
Pena, PH	1	0	0	0					
Totals	34	1	7	1					

BATTING

2B: Skidmore, Dunegan, Bobb, Edwards

HR: Bowa, Lis

SB: Doyle

LOB: Tacoma 8, Eugene 6.

FIELDING

E: Dunegan, Pointer, Bowa

DP: Tacoma 2

Tacoma	IP	H	R	ER	BB	SO
Reynolds (L, 0-1)	4.0	8	4	4	2	2
Gura	1.1	3	2	2	0	0
Church	1.2	0	0	0	0	3
Tiefenauer	2.0	1	0	0	0	1

Eugene	IP	H	R	ER	BB	SO
Wagner (W, 1-0)	9.0	7	1	1	2	5

T: 1:55 **Att:** 3,451

Eugene Emeralds 5, Tacoma Cubs 4 Game Two - September 3, 1969

	1	2	3	4	5	6	7	8	9	R	H	E
Tacoma	0	0	0	1	1	0	0	2	0	4	8	2
Eugene	0	1	0	2	0	0	1	0	1	5	7	0

Tacoma	AB	R	H	RBI	Eugene	AB	R	H	RBI
Montreuil, 2B	5	0	1	0	Bowa, SS	4	0	0	0
Bladt, LF	5	0	0	0	Doyle, 2B	4	0	0	0
Pointer, CF	2	2	1	0	Hutto, RF-1B4	4	0	0	0
Skidmore, 1B	4	1	2	0	Emery, 1B	3	0	1	0
Dunegan, RF	4	0	1	2	Compton, PR0	0	0	0	0
Bobb, C	4	0	2	1	Reams, RF	0	0	0	0
Lung, 3B	4	0	1	0	Lis, LF	3	2	1	0
Metzger, SS	3	1	0	0	Reid, CF	4	2	2	2
Colborn, P	1	0	0	0	Buchek, 3B	2	1	1	2
McMath, PH	1	0	0	0	Edwards, C	3	0	1	0
Sherrod, P	0	0	0	0	James, P	3	0	1	1
Pena, PH	1	0	0	0	Messery, P	0	0	0	0
LeMay, P	0	0	0	0	Totals	30	5	7	5
Totals	34	4	8	3					

None out when winning run scored.

BATTING

2B: Skidmore, James

3B: Reid

HR: Reid

SB: Pointer

SF: Buchek

LOB: Tacoma 7, Eugene 4

FIELDING

E: Lung, Pointer

DP: Eugene, 1

Tacoma	IP	H	R	ER	BB	SO
Colborn	4.0	3	3	2	2	2
Sherrod	2.0	0	0	0	0	1
LeMay (L, 0-1)	2.0	4	2	1	0	2

Eugene	IP	H	R	ER	BB	SO
James	7.2	8	4	4	2	6
Messery (W, 1-0)	1.1	0	0	0	1	0

HBP: By James (Pointer) **PB:** Bobb **WP:** James 3

T: 2:00 **Att:** 4,317

THE 1969 CUBS: TACOMA CLAIMS PCL WITH COMEBACK OVER EUGENE (CONTINUED)

Tacoma Cubs 2, Eugene Emeralds 1 Game Three - September 4, 1969

	1	2	3	4	5	6	7	8	9	R	H	E
Eugene	0	1	0	0	0	0	0	0	0	1	3	0
Tacoma	0	1	0	0	0	0	1	0	x	2	5	2

Eugene	AB	R	H	RBI	Tacoma	AB	R	H	RBI
Bowa, SS	4	0	0	0	Montreuil, 2B	4	0	1	0
Doyle, 2B	4	0	1	0	Bladt, LF	4	0	0	0
Hutto, RF	4	0	0	0	Pointer, CF	3	0	0	0
Emery, 1B	2	1	0	0	Skidmore, 1B	3	1	1	0
Lis, LF	4	0	1	0	Dunegan, RF	3	1	1	1
Reid, CF	2	0	1	0	Bobb, C	3	0	1	0
Buchek, 3B	4	0	0	0	Lung, 3B	3	0	0	1
Edwards, C	3	0	0	0	Metzger, SS	3	0	0	0
Lersch, P	3	0	0	0	Decker, P	2	0	1	0
Totals	30	1	3	0	LeMay, P	1	0	0	0
					Totals	29	2	5	2

BATTING

2B: Skidmore

HR: Dunegan

SB: Bladt, Montreuil

FIELDING

E: Metzger 2

Eugene	IP	H	R	ER	BB	SO
Lersch (L, 0-1)	8.0	5	2	2	0	9

Tacoma	IP	H	R	ER	BB	SO
Decker (W, 1-0)	7.2	3	1	1	5	8
LeMay (S, 1)	1.1	0	0	0	0	1

WP: Decker 2

T: 1:57 Att: 2,433

Tacoma Cubs 2, Eugene Emeralds 0 Game Four - September 5, 1969

	1	2	3	4	5	6	7	8	9	R	H	E
Eugene	0	0	0	0	0	0	0	0	0	0	2	0
Tacoma	2	0	0	0	0	0	0	0	x	2	8	2

Eugene	AB	R	H	RBI	Tacoma	AB	R	H	RBI
Bowa, SS	3	0	0	0	Montreuil, 2B	4	0	0	0
Doyle, 2B	4	0	0	0	Bladt, LF	4	1	3	0
Hutto, RF	4	0	1	0	Pointer, CF	2	1	1	0
Emery, 1B	3	0	0	0	Skidmore, 1B	4	0	0	0
Lis, LF	3	0	0	0	Dunegan, RF	3	0	1	0
Reid, CF	3	0	0	0	Bobb, C	3	0	1	2
Buchek, 3B	3	0	0	0	Lung, 3B	4	0	1	0
Edwards, C	3	0	1	0	Metzger, SS	3	0	1	0
Colton, P	0	0	0	0	Reynolds, P	3	0	0	0
Rounsaville, P	2	0	0	0	Totals	30	2	8	2
Reams, PH	1	0	0	0					
Messery, P	0	0	0	0	Totals	29	0	2	0

BATTING

SB: Bladt, Dunegan

S: Pointer

LOB: Eugene 3, Tacoma, 8

Eugene	IP	H	R	ER	BB	SO
Colton (L, 0-1)	0.2	2	2	2	2	0
Rounsaville	6.1	5	0	0	0	3
Messery	1.0	1	0	0	1	0

Tacoma	IP	H	R	ER	BB	SO
Reynolds (W, 1-0)	9.0	2	0	0	1	6

T: 1:50

Att: 3,852

Tacoma Cubs 2, Eugene Emeralds 0 Game Five - September 6, 1969

	1	2	3	4	5	6	7	8	9	R	H	E
Tacoma	0	0	0	1	0	0	1	0	0	2	6	0
Eugene	0	0	0	0	0	0	0	0	0	0	7	3

Tacoma	AB	R	H	RBI	Eugene	AB	R	H	RBI
Montreuil, 2B	4	0	1	0	Bowa, SS	4	0	1	0
Bladt, LF	4	0	1	0	Doyle, 2B	4	0	0	0
Pointer, CF	3	0	0	0	Hutto, RF	4	0	1	0
Skidmore, 1B	4	1	1	0	Emery, 1B	4	0	2	0
Dunegan, RF	4	0	0	0	Lis, LF	3	0	0	0
Bobb, C	3	0	0	1	Reid, CF	3	0	1	0
Lung, 3B	3	1	1	0	Buchek, 3B	4	0	0	0
Metzger, SS	3	0	2	0	Edwards, C	4	0	0	0
Colborn, P	1	0	0	0	Wagner, P	2	0	2	0
Lemons, P	0	0	0	0	Coward, PH	1	0	0	0
Church, P	0	0	0	0	James, P	0	0	0	0
McMath, PH	1	0	0	0	Totals	33	0	7	0
LeMay, P	0	0	0	0					
Totals	30	2	6	1					

BATTING

2B: Montreuil, Lung, Emery

S: Colborn

SF: Bobb

LOB: Tacoma 5, Eugene 8

FIELDING

E: Hutto, Buchek, Lis

DP: Eugene, 2

Tacoma	IP	H	R	ER	BB	SO
Colborn (W, 1-0)	5.0	7	0	0	0	3
Lemons	0.1	0	0	0	1	0
Church	0.2	0	0	0	1	0
LeMay (S, 2)	3.0	0	0	0	0	2

Eugene	IP	H	R	ER	BB	SO
Wagner (L, 1-1)	7.0	6	2	0	2	4
James	2.0	0	0	0	0	4

FRONT
OFFICE

CHENEY
STADIUM

COACHES/STAFF

2018
RAINERS

2017 SEASON
REVIEW

OPPONENTS

HISTORY &
RECORDS

MEDIA &
MISC.

THE 1971 CUBS: SALT LAKE TOPS TACOMA IN FINAL

Just two seasons after winning the PCL title, the Tacoma Cubs returned to the Championship Series in 1971. This time, the Cubs fell to the Salt Lake Angels, three games to one.

Tacoma went 78-65 and won the four-team Northern Division by 6.5 games over second-place Portland. The Angels were winners in the Southern Division, going 78-68 to take the title by three games over Phoenix.

Host Salt Lake City trailed in the opener, 7-6, before erupting for seven runs in the bottom of the eighth inning on the way to a 13-7 win. It was considered an upset – the Angels scored ten runs off Tacoma ace Burt Hooton, who had set the PCL single-game strikeout record with a 19-K performance earlier in the season.

Tacoma starter Jim Colborn evened the series by tossing a complete-game, ten-inning gem in Game Two. Pat Bourque's ground-ball double down the first base line drove in the go-ahead run in the top of the tenth. Tacoma beat Salt Lake's Archie Reynolds – who helped Tacoma win the crown just two years prior.

The Angels used the long ball to take Games Three and Four – and the series – at Cheney Stadium. Salt Lake catcher Art Kusnyer launched a three-run shot off Tacoma starter Larry Gura in the first inning of the third game, helping Salt Lake to a 7-3 win. In Game Four, former Tacoma Cubs outfielder Greg Goossen did the damage with a three-run homer in the opening inning off the Cubs Roberto Rodriguez.

Tacoma played the series without slugger Adrian Garrett, who hit a franchise record 43 home runs during the regular season before being sold to Oakland on August 31. His replacement Bill McNulty went 7-for-14 with three home runs and seven RBI in the series.

Salt Lake City Angels 13, Tacoma Cubs 7 Game One - September 2, 1971

	1	2	3	4	5	6	7	8	9	R	H	E
Tacoma	0	1	0	1	5	0	0	0	0	7	9	1
Salt Lake	1	2	0	0	0	1	2	7	x	13	15	2

Tacoma	AB	R	H	RBI	Salt Lake	AB	R	H	RBI
Ortiz, CF	5	1	2	0	Feldman, RF	4	3	4	3
Coggins, 2B	5	0	1	1	Llenas, 3B	4	2	2	2
Blanco, LF	5	1	1	0	Silverio, CF	3	2	2	1
Bourque, 1B	3	3	1	1	Vinson, 1B	4	2	2	3
Fanzone, 3B	2	1	1	1	Goossen, LF	5	0	1	3
McNulty, RF	4	1	2	3	Parker, 2B	4	1	2	0
Breedon, C	3	0	1	1	Kusnyer, C	5	1	2	1
McFadden, SS	3	0	0	0	Oyler, SS	2	0	0	0
Hooton, P	4	0	0	0	Bennett, PH	1	0	0	0
Rodriguez, P	0	0	0	0	Engelhardt, P	0	0	0	0
Stephenson, P	0	0	0	0	Bigone, PH	0	1	0	0
Zahn, P	0	0	0	0	Lasher, P	0	0	0	0
Totals	34	7	9	7	Lange, P	2	0	0	0
					Cox, P	0	0	0	0
					Shank, P	0	0	0	0
					Phillips, PH	1	0	0	0
					Arcia, SS	1	1	0	0
					Totals	36	13	15	13

BATTING

2B: Ortiz, Coggins, Blanco, Bourque, Llenas 2, Feldman 2, Silverio, Goossen
3B: Parker
HR: McNulty, Vinson
LOB: Tacoma 8, Salt Lake City 6

FIELDING

E: Ortiz, Parker, Oyler
DP: Tacoma 2, Salt Lake City 3

Tacoma	IP	H	R	ER	BB	SO
Hooton (L, 0-1)	7.1	14	10	10	3	10
Rodriguez	0.0	0	1	1	1	0
Stephenson	0.0	0	2	2	2	0
Zahn	0.2	1	0	0	0	1
Salt Lake	IP	H	R	ER	BB	SO
Lange	4.1	6	4	4	4	6
Cox	0.0	3	3	3	0	0
Shank	1.2	0	0	0	0	1
Engelhardt (W, 1-0)	2.0	0	0	0	1	3
Lasher	1.0	0	0	0	0	0

Tacoma Cubs 2, Salt Lake City Angels 1 Game Two - September 3, 1971

	1	2	3	4	5	6	7	8	9	10	R	H	E
Tacoma	0	1	0	0	0	0	0	0	0	1	2	8	1
Salt Lake	1	0	0	0	0	0	0	0	0	0	1	5	1

Tacoma	AB	R	H	RBI	Salt Lake	AB	R	H	RBI
Ortiz, CF	5	0	1	0	Feldman, RF	3	1	1	0
Coggins, 2B-SS	5	1	1	0	Llenas, 3B	5	0	1	0
Blanco, LF	5	0	1	0	Silverio, CF	5	0	1	0
Bourque, 1B	3	1	1	1	Vinson, 1B	3	0	0	1
Fanzone, 3B	5	0	1	0	Goossen, LF	3	0	1	0
McNulty, RF	4	0	2	1	Parker, 2B	4	0	1	0
Hibbs, C	3	0	1	0	Kusnyer, C	4	0	0	0
McFadden, SS	2	0	0	0	Oyler, SS	3	0	0	0
Rickey, PH	1	0	0	0	Bennett, PH	1	0	0	0
Montreuil, 2B	1	0	0	0	Arcia, SS	0	0	0	0
Colborn, P	4	0	0	0	Reynolds, P	4	0	0	0
Totals	38	2	8	2	Totals	35	1	5	1

BATTING

2B: Fanzone, Hibbs, McNulty, Coggins, Bourque, Goossen, Llenas, Feldman
SB: Silverio, Vinson
LOB: Tacoma 9, Salt Lake City 8

FIELDING

E: McNulty, Parker
DP: Salt Lake City 1

Tacoma	IP	H	R	ER	BB	SO
Colborn (W, 1-0)	10.0	5	1	1	4	11
Salt Lake City	IP	H	R	ER	BB	SO
Reynolds (L, 0-1)	10.0	8	2	2	3	10

BK: Reynolds HBP: McFadden (by Reynolds)
T: 2:27 **Att:** 3,776

THE 1971 CUBS: SALT LAKE TOPS TACOMA IN FINAL

Salt Lake City Angels 7, Tacoma Cubs 3 Game Three - September 4, 1971

	1	2	3	4	5	6	7	8	9	R	H	E
Salt Lake	4	0	1	1	0	0	0	0	1	7	7	2
Tacoma	2	0	1	0	0	0	0	0	0	3	10	3

Salt Lake	AB	R	H	RBI	Tacoma	AB	R	H	RBI
Feldman, 1B	2	1	1	0	Ortiz, CF	4	2	2	0
Silverio, CF	3	1	2	0	Montreuil, 2B	5	1	1	0
Llenas, 3B	5	0	0	1	Rickey, P	0	0	0	0
Goossen, LF	4	2	1	1	Blanco, LF	5	0	2	1
Phillips, PR-LF	0	1	0	0	Bourque, 1B	5	0	1	2
Parker, 2B	3	1	1	1	Fanzone, 3B	5	0	3	0
Kusnyer, C	5	1	1	3	McNulty, RF	2	0	0	0
Floyd, RF	4	0	0	1	Hibbs, C	4	0	0	0
Oyler, SS	5	0	0	0	McFadden, SS	5	0	1	0
Washburn, P	2	0	0	0	Gura, P	1	0	0	0
Lasher, P	2	0	1	0	Todd, P	0	0	0	0
Totals	35	7	7	7	Coggins, PH, 2B	1	0	0	0
					Totals	37	3	10	3

BATTING

2B: Ortiz 2, McFadden, Fanzone

HR: Kusnyer, Goossen

SB: Parker

S: Parker, Feldman

LOB: Salt Lake City 10, Tacoma 14

FIELDING

E: Goossen, Parker, Fanzone 2, Hibbs

DP: Salt Lake City 1

Salt Lake	IP	H	R	ER	BB	SO
Washburn	4.2	8	3	3	2	1
Lasher (W, 1-0)	4.1	2	0	0	3	4
Tacoma	IP	H	R	ER	BB	SO
Gura (L, 0-1)	2.1	4	5	5	2	1
Todd	5.2	3	1	1	3	4
Rickey	1.0	0	1	0	0	2

HBP: Ortiz (by Washburn) McNulty (by Lasher)

WP: Gura

T: 2:53 **Att:** 5,119

Salt Lake City Angels 6, Tacoma Cubs 4 Game Four - September 5, 1971

	1	2	3	4	5	6	7	8	9	R	H	E
Salt Lake	3	0	0	0	1	2	0	0	0	6	8	1
Tacoma	1	0	0	0	0	1	0	2	4	7	0	

Salt Lake	AB	R	H	RBI	Tacoma	AB	R	H	RBI
Feldman, RF	5	2	2	0	Ortiz, CF	3	1	1	0
Llenas, 2B	3	0	0	0	Montreuil, 2B	4	0	0	0
Silverio, CF	4	0	2	1	Colborn, P	0	0	0	0
Vinson, 1B	3	1	0	0	Bourque, 1B	4	0	2	1
Goossen, LF	4	1	1	3	Fanzone, 3B	4	1	1	0
Phillips, CF	0	0	0	0	McNulty, RF	4	2	3	3
Parker, 2B	4	0	0	0	Blanco, LF	4	0	0	0
Kusnyer, C	4	1	1	0	Breeden, C	3	0	0	0
Oyler, SS	4	1	1	2	McFadden, SS	4	0	0	0
Bennett, P	3	0	1	0	Rodriguez, P	1	0	0	0
Reynolds, P	1	0	0	0	Coggins, PH-2B	1	0	0	0
Totals	35	6	8	6	Totals	32	4	7	4

BATTING

2B: Bourque

HR: Goossen, Oyler, McNulty 2

SB: Ortiz

LOB: Salt Lake City 4, Tacoma 7

FIELDING

E: Llenas

DP: Salt Lake City 2

Salt Lake	IP	H	R	ER	BB	SO
Bennett (W, 1-0)	6.1	5	2	2	2	3
Reynolds	2.2	2	2	2	1	2

Tacoma	IP	H	R	ER	BB	SO
Rodriguez (L, 0-1)	8.0	8	6	6	2	5
Colborn	1.0	0	0	0	0	2

WP: Rodriguez

PB: Breeden

T: 2:01 **Att:** 2,009

THE 1978 YANKEES: PCL PLAYOFFS WASHED OUT

The 1978 Tacoma Yankees, along with the Albuquerque Dukes, were named Pacific Coast League "Co-Champions" in one of the stranger episodes in league history. Foul weather in the Pacific Northwest delayed the proceedings for so long that the league - under threat from Albuquerque - decided to cancel the playoffs.

The close of the Yankees regular season at Cheney Stadium provided a glimpse of what was to come, when the final two regular season doubleheaders were both washed away.

The weather cleared for the Yankees to face the Portland Beavers in the first game of the best-of-five Northern Division playoffs on September 2. Tacoma won the opener, 10-8, and then took the second game 5-4 in conditions that the Tacoma News Tribune described as "wet, muddy, and otherwise awful."

The third game was rained out in Portland - but the Beavers were able to win the next two games, forcing a decisive Game Five on Thursday night at Civic Stadium.

Meanwhile, the Dukes had swept the Southern Division series with a win in Salt Lake City on Monday. The Albuquerque club was waiting in Salt Lake City to see if they would fly to Tacoma or Portland to open the PCL Championship Series.

Thursday night's game was rained out, and on Friday night the stadium in Portland was booked for another event. When the game was rescheduled for Saturday, September 9, the Dukes and their parent club, the Los Angeles Dodgers, threatened to forget the whole thing and go home. The Dodgers were in a pennant race in the National League West and needed to call up players.

Albuquerque was convinced to wait until Saturday night. When the Yankees and Beavers met at Civic Stadium, PCL Umpire-In-Chief Randy Marsh walked the grounds and declared the field unplayable.

At that point, PCL President Roy Jackson ruled Tacoma and Albuquerque "Co-Champions," much to the public dismay of Portland owner Leo Ornstein. The league favored Tacoma over Portland based upon regular-season record: the Yankees went 80-57 compared to Portland's 76-62.

Once the series was cancelled, the New York Yankees called up Tacoma's Brian Doyle, Larry McCall, and Jerry Narron for the now-legendary pennant race against Boston.

Tacoma Yankees fans got a bit of revengeful satisfaction when Doyle helped the New York Yankees beat the Dodgers in the World Series.

FRONT OFFICE
 CHENEY STADIUM
 COACHES/STAFF
 2018 RAINIERS
 2017 SEASON REVIEW
 OPPONENTS
 HISTORY & RECORDS
 MEDIA & MISC.

THE 1981 TIGERS: TACOMA SWEEP BY ALBUQUERQUE'S BEST

The 1981 Tacoma Tigers advanced to the playoffs by winning the Northern Division in the second half of the PCL's new split-season format. The Tigers beat first half division winner Hawaii in a best-of-three series, two games to one.

Following the decisive Game Three victory in Honolulu, the Tigers took a red-eye flight that departed Hawaii at 2:00am. After a delayed connecting flight through Los Angeles, the team landed at SeaTac at 3:45pm – just over three hours away from the first pitch of Game One of the PCL Championship Series, against Albuquerque.

The Tigers came out flat in Game One after 14 hours of travel, and a well-rested Dukes team that had a first-round bye coasted to a 5-1 victory. Dukes starter Ted Power struck out ten batters over seven strong innings. Tired Tacoma pitchers issued six walks in the game, and the Tigers made a pair of errors.

Game Two was a tighter game until a controversial call by umpire Dana DeMuth helped the Dukes break it open. Albuquerque led 4-3 in the sixth inning when Tack Wilson was ruled safe at second base on a two-out steal attempt, although Tigers manager Ed Nottle vigorously argued that he was out. Two runs scored after the play.

The series moved to Sports Stadium in Albuquerque for Game Three, and the Dukes completed the three-game sweep with a 9-2 blasting of the Tigers. Candy Maldonado hit a pair of triples for the Dukes, and Brian Holton tossed a complete-game three-hitter. Mark Budaska's two-run homer was Tacoma's only offense.

Maldonado had a big series for Albuquerque, going 5-for-10 with all five hits netting extra bases: he hit two doubles, two triples, and a home run.

Tacoma was jet-lagged for the series, but outfielder Jim Nettles credited the Dukes – the 1981 Dukes are considered one of the best teams in Albuquerque's history, posting a record of 94-38, and they had a Triple Crown winner in Mike Marshall.

"This team is just awesome," said Nettles. "It's no fluke that they won."

Albuquerque Dukes 5, Tacoma Tigers 1 Game One - September 4, 1981

	1	2	3	4	5	6	7	8	9	R	H	E
Albuquerque	0	0	0	0	1	1	1	1	1	5	11	1
Tacoma	0	0	0	0	0	0	0	1	0	1	7	2

Albuquerque	AB	R	H	RB	Tacoma	AB	R	H	RB
Wilson, DH	3	1	1	0	Sexton, SS	4	1	2	0
Law, LF	5	0	2	1	Cox, 2B	4	0	1	1
Perconte, 2B	2	1	1	0	Bryant, LF	3	0	0	0
Marshall, 1B	5	0	0	0	Page, DH	4	0	1	0
Maldonado, RF	3	1	2	0	Budaska, RF	3	0	1	0
Weiss, SS	3	1	2	1	Bell, 3B	4	0	0	0
Mitchell, CF	5	0	1	0	Nettles, CF	3	0	0	0
Caughey, 3B	3	0	0	1	Kearney, C	4	0	0	0
Crow, C	4	1	2	1	Gelfarb, 1B	4	0	2	0
Totals	33	5	11	4	Totals	33	1	7	1

BATTING

2B: Maldonado 2, Sexton 2, Page, Cox

SB: Law, Crow

SF: Caughey

S: Weiss, Perconte

LOB: Albuquerque 11, Tacoma 8

FIELDING

E: Caughey, Bell, Kearney

DP: Albuquerque 1, Tacoma 2

Albuquerque	IP	H	R	ER	BB	SO
Power (W, 1-0)	7.0	7	1	1	3	10
Shirley	2.0	0	0	0	0	2

Tacoma	IP	H	R	ER	BB	SO
Lysander (L, 0-1)	6.2	8	3	3	4	7
Minetto	1.1	2	1	0	1	2
Mustad	0.2	1	1	1	1	0
Abraham	0.1	0	0	0	0	1

HBP: Maldonado (by Lysander)

WP: Lysander

T: 3:09 **Att:** 2,022

Albuquerque Dukes 8, Tacoma Tigers 4 Game Two - September 5, 1981

	1	2	3	4	5	6	7	8	9	R	H	E
Albuquerque	0	0	2	2	0	2	2	0	0	8	9	1
Tacoma	0	0	0	2	1	0	0	0	1	4	10	2

Albuquerque	AB	R	H	RB	Tacoma	AB	R	H	RB
Wilson, DH	4	1	1	2	Sexton, SS	5	1	2	1
Law, LF	3	0	0	0	Cox, 2B	4	0	1	0
Perconte, 2B	4	1	0	0	Bryant, LF	4	1	1	0
Marshall, 1B	4	1	2	1	Page, DH	4	0	1	1
Maldonado, RF	4	1	1	2	Budaska, RF	3	0	0	0
Weiss, SS	4	1	1	0	Bell, 3B	4	0	0	0
Fobbs, 3B	4	1	3	1	Nettles, CF	4	0	1	0
Caughey, 3B	5	1	1	0	Kearney, C	4	1	2	0
Mitchell, CF	5	1	1	0	Gelfarb, 1B	4	1	2	0
Crow, C	2	0	0	1					
Totals	35	8	9	7	Totals	36	4	10	2

BATTING

2B: Fobbs 2, Mitchell, Kearney, Cox, Gelfarb, Sexton, Wilson, Marshall

HR: Maldonado

SB: Law, Wilson

SF: Crow

LOB: Albuquerque 9, Tacoma 7

FIELDING

E: Lung, Pointer

DP: Eugene, 1

Tacoma	IP	H	R	ER	BB	SO
Colborn	4.0	3	3	2	2	2
Sherrod	2.0	0	0	0	0	1
LeMay (L, 0-1)	2.0	4	2	1	0	2

Eugene	IP	H	R	ER	BB	SO
James	7.2	8	4	4	2	6
Messery (W, 1-0)	1.1	0	0	0	1	0

HBP: By James (Pointer) **PB:** Bobb **WP:** James 3

T: 2:00 **Att:** 4,317

THE 1981 TIGERS: TACOMA SWEEP BY ALBUQUERQUE'S BEST (CONTINUED)

Albuquerque Dukes 9, Tacoma Tigers 2

Game Three - September 6, 1981

	1	2	3	4	5	6	7	8	9	R	H	E
Tacoma	0	0	0	0	0	0	2	0	0	2	3	2
Albuquerque	0	0	1	1	3	0	3	1	x	9	13	1

Tacoma	AB	R	H	RBI	Albuquerque	AB	R	H	RBI
Sexton, SS	4	0	1	0	Wilson, DH	4	1	2	0
Cox, 2B	3	1	0	0	Law, LF	5	1	3	3
Bryant, LF	4	0	0	0	Perconte, 2B	5	2	2	1
Page, DH	4	0	0	0	Marshall, 1B	4	1	1	0
Budaska, RF	4	1	2	2	Maldonado, RF	3	1	2	1
Bell, 3B	2	0	0	0	Weiss, SS	4	1	2	3
Nettles, CF	3	0	0	0	Mitchell, CF	3	0	0	1
Kearney, C	3	0	0	0	Caughy, 3B	4	0	0	0
Gelfarb, 1B	3	0	0	0	Crow, C	4	2	1	0
Totals	30	2	3	2	Totals	36	9	13	9

BATTING

3B: Maldonado 2

HR: Budaska, Weiss

SB: Cox, Perconte

S: Wilson

LOB: Tacoma 3, Albuquerque 7

FIELDING

E: Budaska, Gelfarb, Perconte

DP: Albuquerque 1, Tacoma 1

Tacoma	IP	H	R	ER	BB	SO
Thomas (L, 0-1)	4.1	7	5	4	2	2
Buice	2.0	4	3	3	1	3
Abraham	1.2	2	1	1	0	0

Albuquerque	IP	H	R	ER	BB	SO
Holton (W, 1-0)	9.0	3	2	2	2	5

WP: Thomas

T: 2:43 **Att:** 5,140

THE 2001 RAINIERS: ATTACKS SCRAP SERIES AGAINST NEW ORLEANS

In 2001 the Seattle Mariners tied the major league record by winning 116 games, and the Triple-A Tacoma Rainiers followed in their footsteps, going 85-59 to win the Northern Division by 12.5 games over second-place Calgary.

Led by PCL Pitcher of the Year Denny Stark (14-2, 2.37), the Rainiers topped the league with a 3.74 team ERA. The offense - anchored by Juan Thomas, Ramon Vazquez, Chad Alexander and Todd Betts - finished fifth in the league in runs scored.

Tacoma played Southern Division champion Sacramento and won the series, 3-2, despite falling behind in the series, 2-1. The Rainiers won two straight road games to stun the RiverCats and advance to the championship series. Thomas, Alexander, and Jermaine Clark each homered while Brian Falkenberg tossed six shutout innings in Tacoma's 6-3 Game Five victory.

Tacoma flew to New Orleans to open the PCL Championship Series against the American Conference champions, with Stark set to pitch Game One of the series on the night of September 11. The game and the entire series were cancelled in the aftermath of the September 11 terrorist attacks in New York City and Washington D.C.

The PCL league office announced that Tacoma and New Orleans would be declared "Co-Champions" for 2001.

THE 2005 RAINIERS: CRUZ, NASHVILLE TOO POWERFUL FOR TACOMA

After a tense pennant race and a tight division series, the 2005 Tacoma Rainiers fell apart in the PCL Championship Series and were swept by Nashville in three straight games.

Tacoma (80-64) clinched the Northern Division on the second-to-last day of the season, eliminating hard-charging Salt Lake. The Stingers won their final nine games of the season and finished just one game behind Tacoma.

The Rainiers opened the best-of-five division series at home against Sacramento, and lost the first two games. Moving to Raley Field, Tacoma won three straight games to advance to the finals.

Game Five of the Sacramento series was an epic battle. Tacoma starter Chris Buglovsky tossed 7.1 shutout innings, and Tacoma took a 2-0 lead into the bottom of the ninth inning when Sacramento's Jermaine Clark – a former Rainiers infielder – hit a two-out, two-strike, two-run homer off Tacoma closer Emiliano Fruto to tie the game. Tacoma scored three runs in the top of the 11th inning on a go-ahead RBI single by Ryan Christianson, and a two-out, two-run single by Asdrubal Cabrera. Sacramento loaded the bases in the bottom of the 11th, but Sean Green struck out Jack Cust to close out a 5-2 Rainiers win.

The Rainiers faced Nashville (75-69) in the PCL Championship Series, which opened at Greer Stadium on September 13. Nashville hit five home runs and won the opening game, 8-6. In Game Two, Tacoma made a season-high five errors and lost, 11-5.

The series moved to Cheney Stadium for Game Three, and the two teams played deep into the night. Finally, after four hours of play, a two-out error extended the top of the 13th inning and Nelson Cruz took advantage, launching a tape-measure three-run homer to give Nashville a 5-2 win, and a series sweep.

Cruz was named Most Valuable Player of the series, going 6-for-13 with three home runs and eight RBI.

Nashville Sounds 8, Tacoma Rainiers 6 Game One - September 13, 2005

	1	2	3	4	5	6	7	8	9	R	H	E
Tacoma	2	0	0	0	2	1	0	1	0	6	15	0
Nashville	0	1	0	3	2	2	0	0	x	8	12	0

Tacoma	AB	R	H	RBI	BB	SO
Choo, S, LF	4	2	3	0	1	0
Leone, 3B	4	1	1	2	0	1
Nunez, RF	4	0	2	1	0	0
Gonzalez, DH	5	1	2	1	0	2
Garcia-parra, PR-DH	0	0	0	0	0	0
Rifkin, 1B	5	0	3	0	0	0
Brown, 2B	4	1	0	0	1	1
Bohn, T, CF	4	1	2	1	0	0
Rivera, C	4	0	1	0	0	1
Cabrera, A, SS	4	0	1	1	0	1
Totals	38	6	15	6	2	6

1-Ran for Gonzalez in the 9th

BATTING

2B: Choo, S (1, Hendrickson)
HR: Gonzalez (1, 1st inning off Hendrickson, 0 on, 2 out), Leone (1, 5th inning off Hendrickson, 1 on, 0 out), Bohn, T (1, 6th inning off Evert, 0 on, 0 out)
TB: Choo, S 4; Leone 4; Nunez 2; Gonzalez 5; Rifkin 3; Bohn, T 5; Rivera; Cabrera, A
RBI: Nunez (1), Gonzalez (1), Leone 2 (2), Bohn, T (1), Cabrera, A (1)
2-out RBI: Gonzalez; Cabrera, A
Runners left in scoring position, 2 out: Leone 2; Brown 2
S: Leone **SF:** Nunez **GIDP:** Gonzalez
Team LOB: 9

BASERUNNING

SB: Bohn, T (1, 2nd base off Hendrickson/Rivera), Nunez (1, 2nd base off Hendrickson/Rivera)

Tacoma	IP	H	R	ER	BB	SO	HR
Livingston, B (L, 0-1)	5.0	8	6	6	0	5	5
Baek	3.0	4	2	2	0	2	0
Totals	8.0	12	8	8	0	7	5

Nashville	AB	R	H	RBI	BB	SO
Durrington, 1B	4	0	1	1	0	1
Krynzel, CF	4	0	0	0	0	1
Rottino, V, 3B	4	1	2	0	0	1
Zuniga, DH	4	2	2	3	0	0
Cruz, N, RF	4	2	2	2	0	0
Rivera, C	4	1	1	1	0	1
Knox, LF	4	0	0	0	0	2
Barnwell, 2B	4	1	2	0	0	0
Scarborough, SS	4	1	2	1	0	1
Totals	36	8	12	8	0	7

BATTING

2B: Scarborough (1, Baek)
HR: Cruz, N 2 (2, 2nd inning off Livingston, B, 0 on, 1 out; 4th inning off Livingston, B, 0 on, 0 out), Zuniga 2 (2, 4th inning off Livingston, B, 0 on, 0 out; 5th inning off Livingston, B, 1 on, 2 out), Rivera (1, 4th inning off Livingston, B, 0 on, 0 out)
TB: Durrington; Rottino, V 2; Zuniga 8; Cruz, N 8; Rivera 4; Barnwell 2; Scarborough 3
RBI: Cruz, N 2 (2), Zuniga 3 (3), Rivera (1), Scarborough (1), Durrington (1)
2-out RBI: Zuniga 2; Scarborough; Durrington
Runners left in scoring position, 2 out: Rottino, V; Krynzel
Team LOB: 4

BASERUNNING

SB: Durrington (1, 2nd base off Baek/Rivera)

FIELDING

DP: (Scarborough-Barnwell-Durrington)

Nashville	IP	H	R	ER	BB	SO	HR
Hendrickson (W, 1-0)	5.0	9	4	4	1	4	2
Evert	2.0	3	1	1	0	2	1
Zumwalt	0.2	1	1	1	1	0	0
Stetter	0.1	0	0	0	0	0	0
Adams (S, 1)	1.0	2	0	0	0	0	0
Totals	9.0	15	6	6	2	6	3

Ground outs-fly outs: Livingston, B 4-6, Baek 0-7, Hendrickson 7-4, Evert 0-3, Zumwalt 2-0, Stetter 0-1, Adams 1-2
Batters faced: Livingston, B 23, Baek 13, Hendrickson 24, Evert 8, Zumwalt 4, Stetter 1, Adams 5

Inherited runners-scored: Stetter 1-0

Umpires: HP: Dave Aschwege 1B: Jack Samuels. 2B: Kevin Kelley. 3B: Ramon Armariz

Weather: 81 degrees, clear **Wind:** 7 mph, R to L **T:** 2:48 **Att:** 4,091

THE 2005 RAINIERS: CRUZ, NASHVILLE TOO POWERFUL FOR TACOMA

FRONT OFFICE
 CHENEY STADIUM
 COACHES/STAFF
 2018 RAINIERS
 2017 SEASON REVIEW
 OPPONENTS
 HISTORY & RECORDS
 MEDIA & MISC.

Nashville Sounds 11, Tacoma Rainiers 5 Game Two - September 14, 2005

	1	2	3	4	5	6	7	8	9	R	H	E
Tacoma	2	0	0	0	1	2	0	0	0	5	7	5
Nashville	1	3	3	2	0	0	0	2	x	11	13	0

Tacoma	AB	R	H	RBI	BB	SO
Choo, LF	5	0	0	0	0	2
Leone, 3B	4	2	1	1	1	0
Nunez, Ab, RF	3	1	2	2	1	1
Gonzalez, W, DH	4	0	1	0	0	1
Brown, 2B	2	1	1	0	2	0
Rifkin, 1B	4	0	0	0	0	1
Christianson, C	3	0	0	0	0	1
Bohn, CF	4	1	2	2	0	2
Cabrera, SS	4	0	0	0	0	2
Totals	33	5	7	5	4	10

BATTING

2B: Nunez, Ab (3, Phelps)
HR: Nunez, Ab (1, 1st inning off Phelps, 1 on, 1 out), Leone (3, 5th inning off Phelps, 0 on, 2 out), Bohn (2, 6th inning off Phelps, 1 on, 2 out)
TB: Leone 4; Nunez, Ab 6; Gonzalez, W; Brown; Bohn 5
RBI: Nunez, Ab 2 (4), Leone (6), Bohn 2 (4)
2-out RBI: Leone; Bohn 2
Runners left in scoring position, 2 out: Gonzalez, W
Team LOB: 6

BASERUNNING

CS: Christianson (1, 2nd base by Phelps/Mosquera)

FIELDING

E: Foppert (1, pickoff), Christianson (1, throw), Brown (1, fielding), Green (1, throw), Leone (2, throw)
DP: (Heaverlo-Cabrera-Rifkin)

Tacoma	IP	H	R	ER	BB	SO	HR
Foppert (L, 0-1)	2.2	6	7	5	2	3	0
Green	1.1	2	2	0	0	1	0
Bumstead	2.0	1	0	0	0	3	0
Heaverlo	1.0	1	0	0	0	0	0
Kida	1.0	3	2	2	1	2	1
Totals	8.0	13	11	7	3	9	1

WP: Foppert, Bumstead HBP: Zuniga (by Foppert), Zuniga (by Kida), Christianson (by Phelps)

Ground outs-fly outs: Foppert 1-3, Green 3-0, Bumstead 1-3, Heaverlo 3-0, Kida 0-1, Phelps 3-7, Housman 2-3, Meyers 0-1

Batters faced: Foppert 16, Green 7, Bumstead 9, Heaverlo 3, Kida 8, Phelps 27, Housman 7, Meyers 4

Inherited runners-scored: Green 1-0

Umpires: HP: Jack Samuels, 1B: Kevin Kelley, 2B: Ramon Armendariz, 3B: Dave Aschwege

Weather: 83 degrees, partly cloudy **Wind:** 8 mph, Out to CF **T:** 2:50 **Att:** 5,230

Nashville Sounds 5, Tacoma Rainiers 2 Game Three - September 16, 2005

	1	2	3	4	5	6	7	8	9	10	11	12	13	R	H	E
Nashville	0	0	1	0	0	1	0	0	0	0	0	0	3	5	8	0
Tacoma	0	0	0	0	0	0	0	0	0	0	0	0	0	2	7	2

Nashville	AB	R	H	RBI	BB	SO
Durrington, 1B	6	0	2	0	0	1
Krynzel, CF	6	0	0	0	0	1
Hart, 2B	4	1	0	0	2	0
Zuniga, DH	5	1	1	0	1	2
Cruz, RF	4	2	1	3	2	1
Rivera, C	6	0	2	1	0	1
Knox, LF	3	0	0	0	1	2
Barnwell, 3B	5	0	0	0	0	0
Scarborough, SS	5	1	2	1	0	0
Totals	44	5	8	5	6	7

BATTING

2B: Zuniga (3, Moss)
HR: Scarborough (2, 3rd inning off Moss, 0 on, 0 out), Cruz (4, 13th inning off Baek, 2 on, 2 out)
TB: Durrington 2; Zuniga 2; Cruz 4; Rivera 2; Scarborough 5
RBI: Scarborough (5), Rivera (3), Cruz 3 (11)
2-out RBI: Rivera; Cruz 3
Runners left in scoring position, 2 out: Barnwell; Krynzel 2 **Team LOB:** 7

BASERUNNING

SB: Rivera (1, 2nd base off Moss/Rivera, R)
CS: Durrington (2, 2nd base by Heaverlo/Rivera, R)
PO: Cruz (1st base by Moss)

Nashville	IP	H	R	ER	BB	SO	HR
Glover	6.2	5	2	2	1	6	0
Zumwalt	2.1	0	0	0	1	0	0
Adams	1.0	0	0	0	0	1	0
Evert (W, 1-0)	3.0	2	0	0	2	5	0
Totals	13.0	7	2	2	4	12	0

IBB: Bohn (by Evert) **HBP:** Knox (by Moss)

Ground outs-fly outs: Glover 6-7, Zumwalt 3-4, Adams 1-1, Evert 2-2, Moss 5-7, Fruto 3-1, Heaverlo 1-4, Green 2-2, Lorraine 0-1, Baek 0-1

Batters faced: Glover 25, Zumwalt 8, Adams 3, Evert 13, Moss 24, Fruto 7, Heaverlo 7, Green 8, Lorraine 3, Baek 2

Inherited runners-scored: Zumwalt 1-0, Baek 2-2

Umpires: HP: Kevin Kelley, 1B: Ramon Armendariz, 2B: Dave Aschwege, 3B: Jack Samuels.

Weather: 60 degrees, partly cloudy **Wind:** 2 mph, Varies **T:** 4:05 **Att:** 5,233

Nashville	AB	R	H	RBI	BB	SO
Durrington, 1B	4	2	2	1	1	1
Krynzel, CF	5	1	3	0	0	1
Rottino, 3B	5	2	1	0	0	2
Nelson, LF	4	1	1	0	0	1
Zuniga, DH	3	2	1	0	0	1
Morris, 2B	4	1	2	1	1	1
Cruz, RF	5	1	2	3	0	2
Mosquera, C	4	0	0	0	0	1
Scarborough, SS	4	1	1	1	0	1
Totals	38	11	13	6	3	9

BATTING

2B: Cruz (1, Foppert), Nelson (2, Kida)
HR: Scarborough (1, 8th inning off Kida, 0 on, 0 out)
TB: Durrington 2; Krynzel 3; Rottino; Nelson 2; Zuniga; Morris 2; Cruz 3; Scarborough 4
RBI: Cruz 3 (8), Durrington (5), Scarborough (4), Morris (5)
2-out RBI: Durrington; Cruz 2; Morris
Runners left in scoring position, 2 out: Mosquera; Zuniga; Durrington; Cruz 2
GIDP: Cruz **Team LOB:** 8

BASERUNNING

SB: Durrington (2, 3rd base off Foppert/Christianson)
CS: Durrington (1, 2nd base by Foppert/Christianson)

FIELDING

DP: (Mosquera-Morris)

Nashville	IP	H	R	ER	BB	SO	HR
Phelps (W, 1-0)	6.0	5	5	5	4	7	3
Housman	2.0	1	0	0	0	1	0
Meyers	1.0	1	0	0	0	2	0
Totals	9.0	7	5	5	4	10	3

WP: Foppert, Bumstead HBP: Zuniga (by Foppert), Zuniga (by Kida), Christianson (by Phelps)

Ground outs-fly outs: Foppert 1-3, Green 3-0, Bumstead 1-3, Heaverlo 3-0, Kida 0-1, Phelps 3-7, Housman 2-3, Meyers 0-1

Batters faced: Foppert 16, Green 7, Bumstead 9, Heaverlo 3, Kida 8, Phelps 27, Housman 7, Meyers 4

Inherited runners-scored: Green 1-0

Umpires: HP: Jack Samuels, 1B: Kevin Kelley, 2B: Ramon Armendariz, 3B: Dave Aschwege

Weather: 83 degrees, partly cloudy **Wind:** 8 mph, Out to CF **T:** 2:50 **Att:** 5,230

Tacoma	AB	R	H	RBI	BB	SO
Choo, LF	5	0	0	0	1	2
Leone, 3B	6	0	1	0	0	0
Nunez, Ab, RF	6	0	0	0	0	2
Gonzalez, W, DH	4	1	1	0	1	0
Garcia, PR-DH	0	0	0	0	0	0
Jacobsen, PH-DH	1	0	0	0	0	1
Rifkin, 1B	5	1	1	0	0	2
Brown, 2B	5	0	1	0	0	3
Bohn, CF	4	0	1	2	1	0
Rivera, R, C	4	0	2	0	1	0
Cabrera, SS	5	0	0	0	0	2
Totals	45	2	7	2	4	12

BATTING

2B: Rivera, R (2, Glover), Bohn (3, Glover)
TB: Leone; Gonzalez, W; Rifkin; Brown; Bohn 2; Rivera, R 3
RBI: Bohn 2 (6) **2-out RBI:** Bohn 2
Runners left in scoring position, 2 out: Leone; Cabrera 3
Team LOB: 8

BASERUNNING

CS: Rivera, R (1, 2nd base by Glover/Rivera)

FIELDING

E: Brown (2, fielding), Cabrera (2, throw)

OF assists: Bohn 2 (Zuniga at 3rd base, Rivera at 2nd base)

DP: (Bohn-Leone) **Pickoffs:** Moss (Cruz at 1st base)

Tacoma	IP	H	R	ER	BB	SO	HR
Moss	6.0	6	2	1	2	2	1
Fruto	2.0	0	0	0	1	0	0
Heaverlo	2.0	1	0	0	1	0	0
Green	2.1	0	0	0	1	3	0
Lorraine (L, 0-1)	0.1	0	2	0	1	0	0
Baek	0.1	1	1	1	0	0	1
Totals	13.0	8	5	1	6	7	2

THE 2010 RAINIERS: TACOMA SLUGGERS SWEEP MEMPHIS

In 2010, Tacoma won the PCL Championship on the field for the first time since 1969 – and had to do it all on the road. With Cheney Stadium unavailable due to renovation immediately following the conclusion of the regular season, the Rainiers were displaced for the playoffs.

After winning the Northern Division by 1.5 games over second-place Salt Lake, Tacoma (74-69) faced Sacramento in the best-of-five opening round. The Rainiers won the first two games at Sacramento's Raley Field, and then returned "home" – to Safeco Field in Seattle, as the Mariners were on a road trip and graciously allowed the Rainiers to use the ballpark.

The Rainiers needed a couple of days to get used to their new home – Sacramento won games three and four, forcing a deciding Game Five. Tacoma picked up the 4-1 win behind the outstanding pitching of Ryan Feierabend, who lasted eight innings and gave up just two hits for the win.

Tacoma advanced to the PCL Championship to face the Memphis Redbirds, but the Rainiers had a new problem: with the Mariners opening a homestand at Safeco Field, Tacoma could not play any games in the Pacific Northwest. The entire series was to be played at Autozone Park in Memphis, with Tacoma to act as the home team in the first two games.

The Rainiers blasted their way to a sweep of the Redbirds. Justin Smoak and Mike Wilson homered to back Blake Beavan in Game One, which Tacoma won 5-3. The Rainiers hit five home runs on the way to an 11-7 win in Game Two.

After the scheduled but now superfluous "travel day," the teams met for Game Three with Memphis now batting last. The result was the same: Tacoma hit four more home runs and secured a 10-6 victory in 11 innings, with Matt Mangini singling home the go-ahead run. Andy Baldwin, who tossed four shutout innings in the series, picked up the win.

Mike Wilson was named MVP of the series, homering in each of the three games while going 6-for-13 with seven RBI. All told, Tacoma launched 11 home runs in the three-game sweep,

The PCL Champions had one game left: the Triple-A National Championship Game, against the International League champion Columbus Clippers, played at Bricktown Ballpark in Oklahoma City. In front of a national television audience, Columbus jumped out to an early lead and never stopped hitting, collecting 19 hits in a 12-6 victory. Tacoma's lone highlight was David Winfree's two-run homer that briefly tied the game in the third inning, 3-3.

Tacoma Rainiers 5, Memphis Redbirds 3

Game One - September 14, 2010 - played at Autozone Park (Memphis, TN)

	1	2	3	4	5	6	7	8	9	R	H	E
Memphis	0	1	0	2	0	0	0	0	0	3	9	0
Tacoma	0	2	0	1	2	0	0	0	x	5	9	1

Memphis	AB	R	H	RBI	BB	SO
Rapoport, CF	5	0	1	0	0	0
Descalzo, 2B	4	0	1	0	0	2
Craig, A, LF	3	0	0	0	1	2
Hamilton, 1B	4	0	2	0	0	2
Mather, RF	4	0	0	0	0	2
Cazana, DH	4	1	1	0	0	1
Gotay, 3B	4	1	1	0	0	1
Cruz, T, C	4	1	1	0	0	1
Solano, D, SS	4	0	2	2	0	1
Totals	36	3	9	2	1	12

BATTING

2B: Cazana (2, Beavan), Gotay (4, Beavan), Rapoport (1, Baldwin)
TB: Rapoport 2; Descalzo; Hamilton 2; Cazana 2; Gotay 2; Cruz, T; Solano, D 2
RBI: Solano, D 2 (5) **2-out RBI:** Solano, D
Runners left in scoring position, 2 out: Mather; Hamilton
Team RISP: 3-for-9 **Team LOB:** 7

FIELDING

DP: (Descalzo-Solano, D-Hamilton)

Memphis	IP	H	R	ER	BB	SO	HR
MacLane (L, 0-1)	4.1	8	5	5	1	4	2
Fick	1.2	1	0	0	1	1	0
Scherer	1.1	0	0	0	0	3	0
Rundles	0.2	0	0	0	0	1	0
Totals	8.0	9	5	5	2	9	2

Tacoma	AB	R	H	RBI	BB	SO
Ackley, 2B	4	0	0	0	0	0
Halman, CF	4	1	3	0	0	0
Mangini, 3B	4	1	1	0	0	2
Winfree, RF	3	1	1	0	1	1
Smoak, 1B	4	1	2	3	0	1
Wilson, M, LF	3	1	2	2	0	1
Carp, DH	3	0	0	0	1	1
Hulett, SS	4	0	0	0	0	2
Alfonzo, C	2	0	0	0	0	1
Totals	31	5	9	5	2	9

BATTING

HR: Smoak (1, 2nd inning off MacLane, 1 on, 0 out), Wilson, M (1, 4th inning off MacLane, 0 on, 0 out)
TB: Halman 3; Mangini; Winfree; Smoak 5; Wilson, M 5
RBI: Smoak 3 (3), Wilson, M 2 (2)
Runners left in scoring position, 2 out: Ackley; Hulett 2
SF: Wilson, M **GIDP:** Mangini
Team RISP: 1-for-3 **Team LOB:** 6

FIELDING

E: Winfree (1, throw)

Tacoma	IP	H	R	ER	BB	SO	HR
Beavan (W, 1-0)	6.0	8	3	2	1	6	0
Baldwin	2.0	1	0	0	0	5	0
Cortes (S, 1)	1.0	0	0	0	0	1	0
Totals	9	9	3	2	1	12	0

HBP: Alfonzo (by MacLane)

Pitches-strikes: MacLane 84-56, Fick 28-17, Scherer 19-14, Rundles 7-5, Beavan 100-69, Baldwin 29-21, Cortes 12-8

Groundouts-flyouts: MacLane 4-4, Fick 0-4, Scherer 0-1, Rundles 1-0, Beavan 4-7, Baldwin 0-1, Cortes 1-1

Batters faced: MacLane 22, Fick 7, Scherer 4, Rundles 2, Beavan 27, Baldwin 7, Cortes 3

Inherited runners-scored: Fick 3-2

Umpires: HP: Casey Moser 1B: Will Robinson 2B: John Brammer 3B: Barry Larson

Weather: 86 degrees, cloudy Wind: 4 mph, L to R T: 2:45 Att: 4,041

THE 2010 RAINIERS: TACOMA SLUGGERS SWEEP MEMPHIS (CONTINUED)

FRONT OFFICE
 CHENEY STADIUM
 COACHES/STAFF
 2018 RAINIERS
 2017 SEASON REVIEW
 OPPONENTS
 HISTORY & RECORDS
 MEDIA & MISC.

Tacoma Rainiers 11, Memphis Redbirds 7 Game Two - September 15, 2010 - played at Autozone Park (Memphis, TN)

	1	2	3	4	5	6	7	8	9	R	H	E
Memphis	0	2	2	0	0	2	1	0	0	7	12	2
Tacoma	4	3	1	3	0	0	0	0	x	11	15	0

BATTING

2B: Craig, A 2 (3, Robles, Speigner), Cruz, T (2, Robles)

HR: Hamilton (1, 3rd inning off Robles, 1 on, 1 out)

TB: Rapoport; Descalzo; Craig, A 4; Hamilton 4; Mather; Cazana 2; Gotay 2; Cruz, T 2; Solano, D

RBI: Cruz, T 2 (2), Hamilton 2 (4), Solano, D (6), Rapoport (3), Mather (5)

Runners left in scoring position, 2 out: Hamilton; Rapoport; Cruz, T

SF: Rapoport GIDP; Craig, A

Team RISP: 3-for-10 Team LOB: 8

FIELDING

E: Hamilton (1, throw) Rapoport (1, throw)

DP: (Descalzo-Solano, D-Hamilton)

Memphis	IP	H	R	ER	BB	SO	HR
Dickson (L, 0-1)	3.1	10	9	5	1	2	4
Perez, O	1.2	2	2	2	0	1	1
Norrick	0.1	2	0	0	1	1	0
Samuel	0.2	0	0	0	0	2	0
Reifer	1.0	1	0	0	0	1	0
Sanchez, E	1.0	0	0	0	1	1	0
Totals	8.0	15	11	7	3	8	5

WP: Robles HBP; Hamilton (by Robles)

Pitches-strikes: Dickson 69-47, Perez, O 22-17, Norrick 21-9, Samuel 12-7, Reifer 13-10, Sanchez, E 18-9, Robles 53-57, Snell 33-16, Speigner 30-21, Paredes 12-9, Patterson, S 6-6

Groundouts-flyouts: Dickson 2-4, Perez, O 1-2, Norrick 0-0, Samuel 0-0, Reifer 1-1, Sanchez, E 2-0, Robles 6-3, Snell 1-1, Speigner 2-0, Paredes 1-0, Patterson, S 0-1

Batters faced: Dickson 22, Perez, T, Norrick 4, Samuel 2, Reifer 4, Sanchez 3, Robles 23, Snell 6, Speigner 8, Paredes 3, Patterson 2

Inherited runners-scored: Samuel 3-0, Paredes 1-0

Umpires: HP: Will Robinson 1B: John Brammer 2B: Barry Larson 3B: Casey Moser

Weather: 89 degrees, partly cloudy **Wind:** 8 mph, Varies **T:** 3:16 **Att:** 4,365

Tacoma Rainiers 10, Memphis Redbirds 6 Game Three - September 17, 2010 - played at Autozone Park (Memphis, TN)

	1	2	3	4	5	6	7	8	9	10	11	R	H	E
Tacoma	0	0	1	0	4	1	0	0	0	4	10	15	2	
Memphis	2	0	0	0	2	0	0	0	0	0	6	13	0	

Tacoma	AB	R	H	RBI	BB	SO
Ackley, 2B	5	2	2	1	1	1
Halman, CF	6	2	2	0	0	0
Mangini, 3B	5	2	3	1	1	2
Winfree, RF	4	2	1	3	1	1
Carp, DH	5	0	1	1	0	1
Smoak, 1B	5	0	2	2	1	1
Wilson, M, LF	6	1	2	1	0	4
Hulett, SS	4	0	1	0	0	2
Dominguez, PR-SS	2	0	0	0	0	1
Alfonzo, C	5	1	1	1	0	3
Totals	47	10	15	10	4	16

BATTING

HR: Alfonso (1, 3rd inning off Walters, 0 on, 1 out), Ackley (2, 5th inning off Walters, 0 on, 2 out), Winfree (2, 5th inning off Walters, 2 on, 2 out), Wilson, M (3, 6th inning off Scherer, 0 on, 1 out)

TB: Ackley 5; Halman 2; Mangini 3; Winfree 4; Carp; Smoak 2; Wilson, M 5; Hulett; Alfonso 4

RBI: Alfonso (2), Ackley (7), Winfree 3 (5), Wilson, M (7), Mangini (4), Carp (5), Smoak 2 (6)

2-out RBI: Ackley; Winfree 3

Runners left in scoring position, 2 out: Wilson, M 3; Dominguez, J 3

GIDP: Alfonso Team RISP: 5-for-10 Team LOB: 10

FIELDING

E: Mangini 2 (5, fielding, throw)

PB: Alfonso (2) DP: (Dominguez, J-Smoak)

Tacoma	IP	H	R	ER	BB	SO	HR
Petit, Y	5.0	6	4	2	0	7	1
Varvaro	1.0	2	1	1	0	1	0
Paredes	0.1	2	1	1	0	1	0
Patterson, S	1.2	2	0	0	1	2	0
Baldwin (W, 1-0)	2.0	0	0	0	0	2	0
Lueke	1.0	1	0	0	1	1	0
Totals	11.0	13	6	4	2	14	1

WP: Walters 2 HBP: Carp (by Reifer), Winfree (by Sanchez, E)

Pitches-strikes: Petit, Y 80-62, Varvaro 18-12, Paredes 8-5, Patterson, S 32-20, Baldwin 24-16, Lueke 19-9, Walters 97-56, Scherer 12-9, Rundles 20-12, Reifer 18-11, Kinney 28-18, Sanchez, E 34-19

Weather: 84 degrees, cloudy **Wind:** 6 mph, In from CF **T:** 3:50 **Att:** 6,709

Tacoma	AB	R	H	RBI	BB	SO
Ackley, 2B	5	1	1	0	0	0
Halman, CF	5	2	2	2	0	2
Mangini, 3B	5	1	0	0	0	1
Winfree, RF	4	2	3	1	1	0
Carp, DH	5	1	2	1	0	0
Smoak, 1B	3	2	1	1	2	2
Wilson, M, LF	4	1	2	4	0	2
Hulett, SS	4	1	2	2	0	1
Alfonzo, C	4	0	2	0	0	0
Totals	39	11	15	11	3	8

BATTING

2B: Carp (1, Norrick)

HR: Halman (2, 2nd inning off Dickson, 1 on, 0 out), Carp (1, 2nd inning off Dickson, 0 on, 1 out), Hulett (1, 3rd inning off Dickson, 0 on, 1 out), Winfree (1, 4th inning off Dickson, 0 on, 1 out), Wilson, M (2, 4th inning off Perez, O, 1 on, 2 out)

TB: Ackley; Halman 5; Winfree 6; Carp 6; Smoak; Wilson, M 5; Hulett 5; Alfonso 2

RBI: Smoak (4), Wilson, M 4 (6), Hulett 2 (4), Halman 2 (6), Carp (4), Winfree (2)

2-out RBI: Smoak; Wilson, M 4; Hulett; Carp

Runners left in scoring position, 2 out: Alfonso 2; Hulett 2

GIDP: Carp Team RISP: 3-for-7 Team LOB: 7

FIELDING

DP: (Hulett-Ackley-Smoak)

Tacoma	IP	H	R	ER	BB	SO	HR
Robles (W, 1-0)	5.0	6	4	4	2	4	1
Snell	1.0	2	2	2	1	1	0
Speigner	1.1	4	1	1	0	1	0
Paredes	1.0	0	0	0	0	2	0
Patterson, S	0.2	0	0	0	0	1	0
Totals	9.0	12	7	7	3	9	1

ALL-TIME ROSTER (1960-2017)

A

Aardsma, David – 2011
 Abbott, Jeff – 2003
 Abbott, Kurt – 1992-93
 Abbott, Paul – 1997-99, 2001-02
 Abraham, Brian – 1981
 Ackley, Dustin – 2010-11, 2013
 Acre, Mark – 1994
 Adams, Mike – 1972, 1974
 Adamson, Joel – 1999
 Afenir, Troy – 1990-91
 Agudelo, Jorge – 2011
 Ahearne, Pat – 2000
 Akerfelds, Darrel – 1986-87
 Akers, Chad – 1999-2001
 Albuquerque, Al – 2016
 Albury, Vic – 1972-73, 1979
 Alcalá, Juan – 1999-2000
 Alcantara, Jose – 1978
 Aldrete, Mike – 1993
 Alexander, Chad – 2000-2001
 Alexander, Manny – 2001
 Alfonso, Eliezer – 2010
 Allietta, Bob – 1979-80
 Allison, Dana – 1990-94
 Almonte, Abraham – 2013-14
 Almonte, Denny – 2013
 Alomar, Rafael – 1961-62
 Alou, Jesus – 1963
 Alou, Matty – 1960, 1963
 Alston, Del – 1978-1980
 Altavilla, Dan – 2017
 Altman, George – 1967
 Alusik, George – 1965
 Alvarado, Damien – 2000
 Alvarez, Ossie – 1960
 Amalfitano, Joe – 1963, 1966
 Amerson, Archie – 1977
 Andersen, Larry – 1979
 Anderson, Craig – 2003-2004
 Anderson, Dick – 1978
 Anderson, Matt – 2015
 Anderson, Ryan – 2000
 Andino, Robert – 2013
 Aoki, Nori – 2016
 Apana, Matt – 1995
 Aplin, Andrew – 2017
 Appier, Kevin – 2006
 Arcia, Jose – 1972
 Arias, Jonathan – 2013-14
 Arias, Oliver – 2005
 Ariola, Tony – 1990
 Armas, Marcos – 1993-94
 Armstrong, Jim – 1969
 Arndt, Larry – 1989-90
 Arnold, Ron – 1984
 Arnsberg, Brad – 1993
 Aro, Jonathan – 2016-17
 Arroyo, Fernando – 1986
 Arroyo, Jack – 2006
 Arruda, Tom – 1962, 1964
 Arthur, Al – 1977
 Ascanio, Rayder – 2017
 Ash, Brett – 2017
 Asher, David – 2007
 Ashman, Michael – 1985
 Atchison, Scott – 2000, 2002-06
 Atherton, Keith – 1982-83
 Ausman, Paul – 1976
 Auty, Tim – 2005
 Avery, Xavier – 2013-14
 Ayala, Bobby – 1996

B

Babitt, Shooty – 1982
 Baek, Cha-Seung – 2004-2007
 Baez, Flemming – 2008-2009
 Bair, Doug – 1986
 Baker, John – 2015
 Baker, Steve – 1982-83
 Baldwin, Andy – 2008-2010
 Balentien, Wladimir – 2007-08
 Bando, Chris – 1989
 Bane, Eddie – 1974-77
 Bannister, Nathan – 2017
 Bantz, Brandon – 2012-13
 Barber, Steve – 1970
 Barber, Terry – 1964
 Barclay, Curt – 1960
 Bard, Josh – 2010-11
 Barkett, Andy – 2003
 Barnes, Dick – 1972
 Baron, Steven – 2015-17
 Barron, Tony – 1995
 Barthol, Blake – 2001-2002
 Barton, Bob – 1963-64, 1967
 Barzilla, Phillip – 2008
 Bass, Randy – 1975-77
 Bathe, Bill – 1983-86
 Bathe, Bob – 1984-85
 Batista, Tony – 1993
 Bauer, Mark – 1985
 Baumgarten, Ross – 1983
 Bautista, Denny – 2011
 Bawcom, Logan – 2013-15
 Baxes, Mike – 1961
 Baxter, Mike – 2016
 Beach, Randy – 1975
 Beane, Billy – 1989
 Beard, Dave – 1981-82
 Beard, Garrett – 1993
 Beattie, Jim – 1978
 Beavan, Blake – 2010-14
 Beckham, Gordon – 2017
 Bedard, Erik – 2010
 Beimel, Joe – 2015
 Belcher, Tim – 1987
 Bell, Kevin – 1981-82
 Beltran, Juan – 2006
 Bemis, Gregg – 1975-77
 Bengoechea, Brandy – 1994
 Benitez, Deybis – 2008
 Bennett, Dennis – 1968
 Bennett, Jim – 1983-84
 Benson, Charles – 1967
 Berblinger, Jeff – 1998
 Berenguer, Juan – 1979
 Bergman, Christian – 2017
 Bertotti, Mike – 1999
 Berumen, Andres – 1997-98
 Betancourt, Yuniesky – 2005, 09
 Bethke, Rick – 1976
 Betts, Todd – 2001
 Betzold, James – 2001
 Bevel, Bobby – 2002
 Bibens-Dirkx, Austin – 2006
 Billingsley, Ben – 2009
 Birtsas, Tim – 1985-87
 Bishop, Bob – 1964-65
 Bitker, Joe – 1989-90
 Bittiger, Jeff – 1992
 Blackley, Travis – 2004, 2006
 Bladt, Rick – 1969
 Blakeley, Eric – 2005
 Blanco, Damaso – 1965
 Blanco, Ossie – 1971
 Blankenship, Lance – 1988-92
 Blash, Jabari – 2014-15

Blasi, Nick – 2008
 Bloomquist, Willie – 2000, 02, 04
 Blowers, Mike – 1999
 Bobb, Randy – 1969
 Bocachica, Hiram – 2004
 Boccabella, John – 1967-68
 Bohn, TJ – 2005-06
 Boles, Carl – 1963-64
 Bolin, Bob – 1960
 Bonderman, Jeremy – 2013
 Bonham, Bill – 1971
 Bonilla, Denys – 1998
 Bonilla, Juan – 1980
 Bonilla, Leury – 2011-15
 Bonnici, James – 1996-97
 Borchers, Rick – 1979-80
 Borders, Pat – 2001-2004
 Bordi, Rich – 1981, 1988-89
 Bordick, Mike – 1989-91
 Borgmann, Glenn – 1972-73
 Borrelli, Dean – 1993-94
 Bosetti, Rick – 1982
 Bosio, Chris – 1996
 Bostock, Lyman – 1974-75
 Boucher, Sebastien – 2007
 Bourque, Pat – 1971
 Bowie, Jim – 1994
 Bowman, Ernie – 1960-61
 Bradford, Sam – 2005
 Bradley, Bert – 1982-84
 Brady, Patrick – 2014-15
 Bragg, Darren – 1995-96
 Brandt, Adam – 2005
 Brant, Marshall – 1983
 Brantly, Rob – 2016
 Bray, Steve – 2010
 Breeding, Marv – 1967-68
 Breedon, Danny – 1971
 Breedon, Hal – 1971
 Brennan, Tom – 1979-80
 Brentz, Jake – 2016
 Bright, Harry – 1966
 Brilinski, Tyler – 1988-89
 Briscoe, John – 1991-93
 Brito, Jorge – 1989, 1991-92
 Brito, Tilson – 1998
 Brock, Russell – 1994
 Brock, Tarrick – 1998
 Broersma, Eric – 1986-87
 Broglio, Ernie – 1966
 Brooks, Mike – 1972-73
 Brosius, Scott – 1990-93
 Brosnan, Jason – 1996
 Brown, Bobby – 1978
 Brown, Curtis – 1987
 Brown, Darrell – 1982
 Brown, Hunter – 2005-06
 Brown, Jeff – 1968
 Brown, Ollie – 1965
 Brown, Randy – 1999
 Brown, Tom – 1979
 Browne, Byron – 1968
 Browne, Jerry – 1992-93
 Brumley, Mike – 1994
 Brundage, Dave – 1998
 Bryant, Derek – 1981
 Bryant, Don – 1966
 Bryant, Scott – 1996
 Buccheri, James – 1992-94
 Bucci, Mike – 1980
 Budaska, Mark – 1981
 Buglovsky, Chris – 2005
 Buhner, Jay – 1998, 2001
 Buhner, Shawn – 1999
 Buice, DeWayne – 1981-83

ALL-TIME ROSTER (1960-2017)

Bullinger, Jim – 1998
 Bumstead, Michael – 2005
 Bunch, Melvin – 1999
 Burbach, Bill – 1972
 Burda, Bob – 1965
 Burdette, Fred – 1966
 Burgoon, Tyler – 2013
 Burk, Dean – 1970-71
 Burke, Chris – 2009
 Burke, Jamie – 2009
 Burns, Todd – 1986-88, 1991
 Burroughs, Sean – 2007
 Butcher, Mike – 1996
 Butera, Sal – 1975, 1977
 Butler, Bill – 1974, 1976-77
 Butler, John – 2002
 Butler, Rich – 2000
 Byerly, Bud – 1960-61

C

Cabrera, Antonio – 1985
 Cabrera, Asdrubal – 2005-06
 Cadaret, Greg – 1987
 Cage, Wayne – 1979-80
 Callahan, Benjamin – 1983
 Calmus, Dick – 1967-68
 Campbell, Bill – 1973
 Campbell, Kevin – 1991-93, 1995
 Campbell, Ron – 1966-68
 Campillo, Jorge – 2005, 2007
 Canseco, Jose – 1985
 Capps, Carter – 2012-13
 Capriata, Alexander – 2017
 Cardenal, Jose – 1962, 1964
 Carlson, Don – 1962
 Carmel, Duke – 1965
 Carmona, Rafael – 1995-97, 1999-00
 Carp, Mike – 2009-2012
 Carrara, Giovanni – 2003
 Carraway, Andrew – 2012-14
 Carrera, Ezequiel – 2010
 Carroll, Mark – 1999
 Carter, Ezell – 1972
 Carter, Jeff – 1992
 Casey, Tim – 1990
 Castellanos, Chris – 2017
 Castillo, Ruben – 2003
 Castro, Bill – 1982
 Castro, Fabio – 2011
 Castro, Ismael – 2006
 Castro, Jose – 1997
 Cate, Troy – 2003
 Catricala, Vinnie – 2012
 Caudill, Bill – 1987
 Caughey, Wayne – 1977
 Ceci, Sam – 1974
 Cedeno, Domingo – 1999
 Cerda, Jaime – 2007
 Champion, Mike – 1979-80
 Chapman, Nate – 1978
 Charlton, Norm – 2001
 Chavez, Endy – 2013-14
 Chavez, Raul – 1998-99
 Chen, Yung-Chi – 2007-2008
 Chiamparino, Scott – 1990
 Chiang, Chih-Hsien – 2012
 Chick, Travis – 2007-2008
 Chiles, Rich – 1979
 Chitren, Steve – 1990, 1992-93
 Cho, Hyung – 2005
 Choate, Don – 1960
 Choi, Ji-Ma – 2013-15
 Choo, Shin-Soo – 2005-06
 Chris, Michael – 1985
 Christensen, Jim – 1983

Christian, Eddie – 1997
 Christianson, Ryan – 2004-05
 Christman, Tim – 2004
 Church, Len – 1967-71
 Cintron, Alex – 2009
 Cirillo, Jeff – 2003
 Cishek, Steve – 2017
 Citarella, Ralph – 1986
 Clark, Bryan – 1988-89
 Clark, Jermaine – 2001-2002
 Clark, Robert – 1987
 Clayton, Larry – 1968
 Clement, Jeff – 2006-2009
 Cloude, Ken – 1998-2000, 02-03
 Cloyd, Tyler – 2017
 Coachman, Pete – 1991
 Cochran-Gill, Trey – 2015
 Codiroli, Chris – 1982, 1984, 1987
 Coffey, Todd – 2014
 Coggins, Frank – 1971
 Colborn, Jim – 1969, 1971
 Colbrunn, Greg – 2003
 Coleman, Casey – 2016
 Coleman, Trevor – 2011
 Collins, Don – 1980
 Collins, Mike – 2004
 Collis, Rocky – 2006
 Colton, Larry – 1970
 Comstock, Keith – 1982
 Connors, Bill – 1966-67
 Connors, Greg – 2002-03
 Conroy, Tim – 1985
 Constable, Jim – 1963-64
 Converse, Jim – 1995
 Corbell, Charles – 1988
 Corcoran, Roy – 2008-2009
 Cordero, Chad – 2010
 Correia, Ron – 1991
 Corsi, Jim – 1988-90, 1992
 Cortes, Dan – 2010-11
 Cortez, Renee – 2006-2007
 Cosman, Jim – 1970-71
 Cotter, Aaron – 2007
 Cowan, Billy – 1966
 Cox, Bobby – 1966
 Cox, Jeff – 1981
 Cox, Larry – 1976
 Crabbe, Callix – 2009
 Cradle, Rickey – 1998
 Crow, Dean – 1997
 Cruceta, Francisco – 2005-06
 Cruz Jr., Jose – 1996-97
 Cruz, Fausto – 1993-94
 Cruz, Tommy – 1978
 Cuellar, Bobby – 1979-80
 Cummings, John – 1995
 Curnal, Jim – 1978
 Cutler, Brad – 1975
 Cyr, Eric – 2008

D

D'Acquisto, John – 1982
 Darwin, Jeff – 1995
 Dattola, Kevin – 1993
 Davey, Tom – 2000
 Daviault, Ray – 1961
 Davidson, Tom – 1969
 Davis, Ben – 2004
 Davis, Brock – 1970-71
 Davis, Don – 1966-67
 Davis, Jackie – 1963
 Davis, Jason – 2007
 Davis, Mike – 1981-82
 Davis, Tim – 1995-97
 Davison, Scotty – 1995-96

Dawkins, Gookie – 2007
 Dawley, Bill – 1989
 De Jong, Chase – 2017
 De La Cruz, Jose – 2007
 De La Rosa, Maximo – 1998-99
 De Los Santos, Ramon – 1984
 Decker, Joe – 1968-69, 1971
 Decker, Steve – 1997
 Dees, Charlie – 1960
 De Filiippis, Art – 1977
 DeFratus, Justin – 2016
 Delabar, Steve – 2011-12
 Delaplaine, Sam – 2017
 Delcarmen, Manny – 2011
 DeLeon, Luis – 1980
 Delgado, Danny – 1999
 Delgado, Jesus – 2010
 Delgado, Oscar – 2002
 Delucchi, Dustin – 2005
 Dempsey, Pat – 1981
 Dempsey, Rick – 1972
 Denker, Travis – 2010
 Derrick, Mike – 1972
 Diaz, Alex – 1995-96
 Diaz, Bo – 1979
 Diaz, Eddy – 1995-96
 Diaz, Victor – 2008
 Dickey, RA – 2008
 Dietrick, Pat – 1986, 1989-90
 Dietz, Dick – 1964-65
 Distaso, Alec – 1968, 1970
 Dobbs, Greg – 2004-06
 Dominguez, Jeffrey – 2005, 2010
 Done, Juan – 2007
 Dorman, Rich – 2005-06, 2008
 Dorsett, Brian – 1986-87
 Dowling, Dave – 1966, 1968
 Downs, Brodie – 2007, 2009
 Doyle, Brian – 1978, 1981
 Dozier, Tom – 1985-87
 Drake, Ron – 1971
 Dressendorfer, Kirk – 1991
 Drinkwater, Sean – 1996
 Drumwright, Keith – 1981-82
 Ducey, Rob – 1997
 Dudek, John – 1970
 Duffalo, Jim – 1960-61
 Dugger, Robert – 2016
 Duncan, Taylor – 1979
 Dunegan, Jim – 1969-71
 Dunigan, Joe – 2013
 Durango, Ariel – 1999
 Dybzinski, Jerry – 1979
 Dye, Scott – 1983
 Dye, Steve – 1988

E

Earley, Arnold – 1966-67
 Edwards, Dave – 1977
 Eichelberger, Tony – 1964
 Elia, Lee – 1967-69
 Elias, Roenis – 2014-15
 Ellis, Jim – 1967-68
 Ellis, Rob – 1979
 Ellison, Josh – 2004
 Embry, Byron – 2007
 Engel, Arlo – 1964
 Eppard, Jim – 1986
 Epperly, Tom – 1975-76
 Erickson, Andrew – 1964
 Eskew, Dan – 1991
 Espinoza, Alvaro – 1997
 Esquibel, Dick – 2009
 Estelle, Andrew – 1964-65
 Estrada, Chuck – 1966

ALL-TIME ROSTER (1960-2017)

Evans, Bryan – 2017
 Evans, Johnny – 1982
 Everidge, Tommy – 2010
 Evert, Brett – 2004-05
 Ewing, Ray – 1972
 Extrano, Jetsy – 2011
 Ezell, Glenn – 1972-73

F

Fairey, Jim – 1974
 Faison, Vince – 2004
 Falkenberg, Brian – 2001-2003
 Fanzone, Carmen – 1971
 Farley, Bob – 1960-61
 Farmer, Ed – 1983-84
 Farquhar, Danny – 2012-13, 2015
 Fast, Darcy – 1967-70
 Faul, Bill – 1966-67
 Feierabend, Ryan – 2007-08, 2010
 Feiner, Robert – 2008
 Felix, Lauro – 1994
 Felske, John – 1966, 1968
 Fermin, Felix – 1995
 Fernandez, Anthony – 2014
 Fernandez, Chico – 1967-68
 Fernandez, Jair – 2006
 Fernandez, Osvaldo – 1996
 Fernandez, Rafael – 2015
 Ferraro, Mike – 1973
 Ferrer, Sergio – 1974-75
 Fick, Chuck – 1983
 Fields, Bruce – 1990
 Fields, Josh – 2011
 Fien, Casey – 2017
 Fife, Danny – 1973-74
 Figueroa, Ed – 1981-82
 Figueroa, Eduardo – 2000
 Figueroa, Luis – 2001, 2003
 Filia, Eric – 2016
 Fiorenza, Andrew – 2007
 Fisher, Eddie – 1960-61
 Fister, Doug – 2009-2010
 Fitzer, Lyn – 1970
 Fitzgerald, Brian – 2001-2002
 Flannery, Mike – 2005-06
 Flavin, John – 1966
 Fleetham, Ben – 1999
 Flener, Huck – 1999
 Fletcher, Tom – 1967
 Flores, Jose – 1999-2000
 Flores, Ramon – 2015
 Foppert, Jesse – 2005-06
 Ford, Darren – 2012
 Ford, Dave – 1983-84
 Fowler, Don – 1981-82
 Fox, Eric – 1990-94
 Fox, Matt – 2012
 Franklin, Nick – 2012-14
 Franklin, Ryan – 1997-2001
 Freeman, Corey – 2001
 Freeman, Mike – 2016-17
 Freese, Gene – 1968
 French, Luke – 2010-11
 Friedman, Jason – 1996
 Frieri, Ernesto – 2017
 Frulio, Tony – 1961
 Fruto, Emiliano – 2003, 2005-06
 Fry, Paul – 2016-17
 Fuentes, Brian – 2001
 Fuentes, Tito – 1964-65
 Fulmer, TA – 2004
 Funk, Frank – 1965
 Furbush, Charlie – 2012, 2016

G

Gajkowski, Steve – 1997-98
 Gallagher, Al – 1965, 1967
 Gallego, Mike – 1982-84, 1986-87
 Gamel, Ben – 2017
 Gandolfo, Rob – 2002-03
 Garcia, Apolinar – 1988, 1991
 Garcia, Damaso – 1978
 Garcia, Freddy – 1998, 2000
 Garciaparra, Michael – 2005-06
 Garibaldi, Bob – 1963-65
 Garman, Mike – 1979
 Garrett, Adrian – 1971
 Garrett, Lynn – 1983
 Garrett, Shawn – 2008
 Garrido, Gil – 1961-65
 Garrison, Marv – 1980
 Garrison, Steve – 2012
 Garrison, Webster – 1991-93
 Garton, Ryan – 2017
 Garvin, Jerry – 1976
 Gary, Alex – 2006
 Gates, Brent – 1993, 1997
 Gatewood, Aubrey – 1968
 Gatlin, Mike – 1975
 Gaviglio, Sam – 2015-17
 Gebhard, Bob – 1973
 Gelfarb, Steve – 1981
 Gelnar, John – 1972
 Gerez, Francisco – 2004
 Germano, Justin – 2015
 Gernert, Dick – 1962
 Giambi, Jason – 1994
 Giddings, Wayne – 1985
 Gideon, Jim – 1976-77
 Gigon, Norm – 1966-67
 Gile, Don – 1963
 Gill, Ken – 1972-73
 Gillespie, Cole – 2014
 Gillheeney, James – 2013-15
 Gimenez, Chris – 2011
 Gipson, Charles – 1997-2000
 Glaser, Gordy – 1980
 Glenn, John – 1963
 Glinatsis, George – 1995
 Goetz, John – 1961-63
 Goltz, Dave – 1972, 1974
 Gomez, Fabio – 1993
 Gomez, Jeanmar – 2017
 Gomez, Luis – 1974, 1976-77
 Gonzales, Marco – 2017
 Gonzalez, Wiki – 2004-05
 Goodwin, Danny – 1982-85
 Goossen, Greg – 1971
 Gorgas, Marvin – 2016
 Gorinski, Bob – 1975-76
 Gorman, Tom – 1988
 Gosewisch, Tuffy – 2017
 Gould, Clint – 1995-96
 Grabowski, Jason – 2001
 Graff, Milt – 1961-62
 Graham, Dan – 1977
 Grandas, Bob – 1981-82
 Gray, Gary – 1980
 Graybill, David – 1995
 Grebeck, Austin – 2017
 Green, Nick – 2007
 Green, Otis – 1995
 Green, Sean – 2005-2007
 Gregg, Kevin – 2015
 Griffey Jr., Ken – 1995
 Griffey, Craig – 1997
 Gross, Wayne – 1986
 Grube, Jarrett – 2010-12, 2016
 Grunhard, Dan – 1992

Gryboski, Kevin – 2000-2001
 Guetterman, Lee – 1995-96
 Guevara, Giomar – 1997, 1999
 Guaipe, Maycol – 2015-16
 Guillen, Carlos – 1998, 2000, 2003
 Guinn, Brian – 1986
 Gura, Larry – 1969-71
 Guth, Bucky – 1972-73
 Gutierrez, Franklin – 2011-13, 15
 Guzman, Elpidio – 2004
 Guzman, Freddy – 2009
 Guzman, Johnny – 1991-93
 Guzman, Jose – 1996
 Guzman, Juan – 2006

H

Haeger, Charlie – 2011
 Hagadone, Nick – 2017
 Hain, Bill – 1961-63
 Hairston, John – 1969-70
 Halama, John – 2001-2002
 Hall, David – 2005
 Hall, Josh – 2009
 Hall, Tom – 1977
 Haller, Tom – 1960-61
 Halman, Greg – 2010-11
 Hamilton, Dave – 1981
 Hamulack, Tim – 2003
 Hancock, Garry – 1984
 Hands, Bill – 1963-65
 Haney, Todd – 1997
 Haniger, Mitch – 2017
 Hanna, Preston – 1983
 Hannahan, Jack – 2010
 Hansen, Dave – 2005
 Hansen, Terrel – 1995
 Harikalka, Tim – 1995-98
 Harmon, Robert – 2007
 Harper, Brian – 1987, 2000
 Harper, Ryne – 2017
 Harris, Jeff – 2004-06
 Harris, LeRoy – 1966
 Harris, Reggie – 1991-92
 Harrison, Ron – 1984-85
 Hart, Corey – 2014
 Hart, Jim Ray – 1963
 Hartenstein, Chuck – 1966-68
 Hassey, Ron – 1979
 Haveman, Brandon – 2011
 Haydel, Hal – 1972
 Head, Dan – 2001
 Heath, Bill – 1969-70
 Heath, Mike – 1992
 Heaverlo, Dave – 1981-83
 Heaverlo, Jeff – 2000, 2003-05
 Hebert, Brock – 2014
 Heimer, Todd – 1979-80
 Heimueller, Gorman – 1981-84
 Heinold, Doug – 1978
 Helder, Eugene – 2017
 Helfand, Eric – 1994
 Hemond, Scott – 1990-92
 Henderson, Dave – 1992-93
 Henderson, Ken – 1964
 Henderson, Rod – 2000
 Henderson, Steve – 1987
 Henn, Sean – 2012
 Henriquez, Ralph – 2011-12
 Henry, Butch – 1999
 Hensley, Chuck – 1983
 Hensley, Steven – 2012-13
 Herbel, Ron – 1961-63, 1972
 Heredia, Guillermo – 2016
 Hermanke, John – 1968
 Hernandez, Brayan – 2017

FRONT
OFFICE

CHENEY
STADIUM

COACHES/STAFF

2018
RAINIERS

2017 SEASON
REVIEW

OPPONENTS

HISTORY &
RECORDS

MEDIA &
MISC.

ALL-TIME ROSTER (1960-2017)

Hernandez, Carlos – 2000
 Hernandez, Felix – 2005, 2016-17
 Hernandez, Gabby – 2009
 Heron, Karl – 1960
 Heston, Chris – 2017
 Hiatt, Jack – 1965
 Hibbs, Jim – 1970-71
 Hickman, Jim – 1968
 Hicks, John – 2014-15
 Hill, Donnie – 1983-84, 1989
 Hill, Nick – 2013-14
 Hill, Orsino – 1992
 Hillegas, Shawn – 1993
 Hiller, Chuck – 1961
 Hills, Rich – 1999
 Hinchliffe, Brett – 1998-99
 Hiser, Gene – 1970-71
 Hoane, Wes – 2000
 Hobson, Cam – 2015
 Hodges, Kevin – 1999-2001
 Hoerman, Jared – 2004
 Hokanson, Harry – 1965
 Holbert, Aaron – 1998, 2002
 Holcomb, Scott – 1989
 Holden, Dick – 1962
 Holdridge, David – 1997-99
 Holdsworth, Fred – 1981
 Holly, Jeff – 1977
 Holman, Brad – 1995
 Holt, Jim – 1972
 Holzemer, Mark – 1997
 Hooton, Burt – 1991
 Hoppe, Jim – 1973
 Horner, Jim – 2001-2004
 Horsman, Vince – 1993-94
 Hosley, Tim – 1982
 Hotchkiss, John – 1983-84
 House, Craig – 2003
 Howard, Christopher – 1995
 Howard, Doug – 1974
 Howard, Kevin – 2008
 Howard, Steve – 1989-90
 Howie, Mark – 1987
 Howitt, Dann – 1988, 1990-92
 Hrynio, Michael – 2006-2007
 Huber, Jon – 2006-2008
 Huckaby, Ken – 1998
 Hudgens, Dave – 1983-84
 Hudson, Bob – 1984
 Hughes, Jim – 1973-74, 1977
 Hughes, Terry – 1970-71
 Huisman, Justin – 2006
 Hulet, Tug – 2008, 2010
 Hull, Eric – 2009
 Hultzen, Danny – 2012-13
 Humphreys, Michael – 1995
 Hundley, Randy – 1964-65
 Hunt, Ken – 1966
 Hunter, Brian R. – 1996
 Hunter, Kyle – 2016-17
 Hurtado, Edwin – 1996-97
 Hutchison, Austin – 2017

Ibanez, Raul – 1996-2000, 2004
 Irwin, Dennis – 1978
 Iwakuma, Hisashi – 2014-15, 2017

Jackson, Austin – 2015
 Jackson, Ryan C. – 2017
 Jackson, Ryan D. – 1999
 Jacobs, Greg – 2004-05
 Jacobsen, Bucky – 2004-05
 Jacques, Pat – 1970

Jaeckel, Paul – 1966
 Jakubauskas, Chris – 2008-2009
 James, Cleo – 1971
 James, Dick – 1967, 1970
 Jaramillo, Jason – 2013
 Jarvis, Matt – 2001-2002
 Javier, Stan – 1986-87
 Jaycox, Greg – 1972
 Jennings, Doug – 1988-91
 Jestadt, Garry – 1970-71
 Jimenez, Cesar – 2005-09, 11-12
 Jimenez, Jose – 2012
 Jimenez, Luis – 2011-12
 Jimenez, Manny – 1969
 Jimenez, Miguel – 1993-94
 Jimerson, Charlton – 2007-08
 Johannesen-Ellis, Tommy – 2007
 Johjima, Kenji – 2009
 Johns, Doug – 1994
 Johnson, Brent – 2008
 Johnson, Clark – 1962
 Johnson, Earl – 1999
 Johnson, Frank – 1965
 Johnson, Rett – 2003
 Johnson, Rob – 2006-2008, 2010
 Johnson, Roy – 1986-88
 Johnson, Steve – 2016
 Johnson, Tom – 1975-76
 Johnson, Tyler – 2009
 Johnson, Wallace – 1990
 Johnston, Rex – 1965
 Jones, Adam – 2006-2007
 Jones, Clarence – 1966-68
 Jones, Darryl – 1978
 Jones, Gary – 1987-89
 Jones, James – 2013-15
 Jones, Jim – 1985-86, 1988
 Jones, Jeff – 1982-84
 Jones, P.J. – 2016
 Jones, Ross – 1988
 Jones, Sherman – 1960-61
 Jordan, Ricky – 1996
 Jorgensen, Randy – 1998
 Jose, Felix – 1988-89
 Joseph, Ricardo – 1962-63
 Juelsgaard, Jarod – 1998
 Jurak, Ed – 1988

Kaiser, Jeff – 1984-86
 Kammeyer, Bob – 1978
 Kaye, Justin – 2001-2002
 Kazmar, Sean – 2011
 Kearney, Bob – 1981-82, 1987
 Kelley, Shawn – 2009-2012
 Kelly, John – 2004
 Kelly, Kenny – 2002-2003
 Kelly, Ryan – 2017
 Kelly, Tom – 1972-75, 1977
 Kelly, Ty – 2013-14
 Kennison, Kyle – 1998
 Kensing, Logan – 2014-15
 Kerski, Kody – 2017
 Ketchner, Ryan – 2002
 Key, Chris – 2004-05
 Kibler, Russ – 1986-87
 Kida, Masao – 2005
 Kickham, Mike – 2015
 Kiefer, Steve – 1984-85
 Kiekhefer, Dean – 2017
 Killeen, Tim – 1993
 Killingsworth, Kirk – 1988
 King, Jerome – 1983
 King, Kevin – 1995
 Kingery, Mike – 1992

Kingman, Brian – 1982
 Kingsale, Eugene – 2001-2002
 Kinkade, Mike – 2008
 Kinney, Dennis – 1982
 Kinney, Josh – 2012-13
 Kittredge, Andrew – 2013, 15-16
 Kivlehan, Patrick – 2015-16
 Klink, Joe – 1988-89, 1996
 Klutts, Mickey – 1981
 Knapp, Mike – 1996
 Knudson, Guido – 2016
 Kohlscheen, Stephen – 2014
 Komminsk, Brad – 1991
 Koonce, Cal – 1966
 Koplitz, Howie – 1964
 Koplove, Mike – 2009-2010
 Kramer, Joe – 1986
 Kratz, Erik – 2015
 Krause, Scott – 2002
 Krenchicki, Wayne – 1987-88
 Kroon, Marc – 1999
 Krueger, Bill – 1984-87, 1995
 Krueger, Chad – 1995
 Krugg, Everett – 1966
 Kusick, Craig – 1973-75
 Kuzmick, Craig – 2002-2003
 Kuzminsky, Scott – 2017
 Kyles, Stan – 1985-87

La Rose, Vic – 1968-69
 LaFromboise, Bobby – 2012-13
 LaHair, Bryan – 2006-2009
 Lamabe, John – 1969
 Lambert, Reese – 1988-90
 Lambert, Tim – 1985-86
 Lamp, Dennis – 1987
 Lampkin, Tom – 2000
 Landazuri, Stephen – 2015
 Landry, Jacques – 2003
 Landry, Leon – 2015
 Langerhans, Ryan – 2010
 Langford, Rick – 1984
 Lanier, Hal – 1964
 Lansford, Carney – 1991
 Lansford, Joe – 1985-86
 Larker, Norm – 1964
 Larsen, Don – 1968
 Latter, David – 1992
 Law, Joe – 1987-90
 Law, Ron – 1972
 Law, Vance – 1991
 Lawrence, Casey – 2017
 Leach, Jalal – 1997, 2003
 Lee, Cliff – 2010
 Lee, Dae-Ho – 2016
 Lee, Don – 1967
 Lee, Zach – 2016
 Lehr, Justin – 2007
 Leiper, Dave – 1984-87, 1990, 94
 Leiter, Mark – 1999
 LeMaster, Johnnie – 1987
 LeMay, Dick – 1960, 62, 1969-70
 Lemonds, Dave – 1969-70
 Leone, Dominic – 2015
 Leone, Justin – 2004-05
 Lerner, Lewis – 1975
 Leshner, Brian – 2000
 Lewis, Darren – 1990
 Lewis, Scott – 1995
 Lezcano, Carlos – 1984
 Liddi, Alex – 2011-13
 Light, Pat – 2017
 Limonta, Johan – 2011-12
 Lintz, Larry – 1979

ALL-TIME ROSTER (1960-2017)

Linzy, Frank – 1964
 Lira, Felipe – 1997-98
 Littleton, Larry – 1980
 Littleton, Wes – 2010
 Littlewood, Marcus – 2016
 Litton, Greg – 1995
 Liverpool, Marquise – 2006
 Livingston, Bobby – 2005-06
 Loberg, Tim – 1977
 Lockhart, Keith – 1992
 Lombardo, Earl – 1969
 Lonchar, John – 1977
 Looper, Aaron – 2003-04, 2006
 Lopez, Albie – 2005
 Lopez, Aquilino – 2002
 Lopez, Danny – 2011
 Lopez, Jose – 2004-05
 Lopez, Mickey – 2003-04
 Lorraine, Andrew – 1998, 2005
 Lovenguth, Lynn – 1960-61
 Lowe, Derek – 1996-97
 Lowe, Mark – 2007, 2015, 2017
 Lucas, Ed – 2016
 Luce, Rob – 1999
 Luebber, Steve – 1972-73, 75, 77
 Lueke, Josh – 2010-11
 Luetge, Lucas – 2013-15
 Lundstedt, Tom – 1975
 Lung, John – 1968-71
 Lydy, Scott – 1993-94
 Lysander, Rick – 1981
 Lysgaard, Jim – 1978

M

Mabry, John – 2000, 2003
 MacDougal, Mike – 2014
 Machado, Robert – 2000
 Machi, Jean – 2017
 Mack, Chantz – 2014
 Mack, Quinn – 1995
 MacKenzie, Ken – 1964
 Mackintosh, Jason – 2007
 Maddux, Mike – 1997
 Madritsch, Bobby – 2004
 Maduro, Jorge – 2003-04
 Magdaleno, Ricky – 2000
 Maldonado, Carlos – 1994
 Maldonado, Carlos – 1998
 Maldonado, Felix – 1963
 Mallory, Sheldon – 1979
 Maloof, Jack – 1976
 Mandile, Tom – 1966-68
 Maneely, Bob – 1976
 Mangini, Matt – 2010-11
 Manos, Pete – 1980
 Manrique, Fred – 1991
 Manuel, Charlie – 1973
 Manuel, Robert – 2009
 Manzanillo, Josias – 1997
 Manzanillo, Ravelo – 1997
 Maranda, Georges – 1961
 Marichal, Juan – 1960
 Marietta, Louis – 1983
 Marjama, Mike – 2017
 Marquez, Jeff – 2012
 Marshall, Evan – 2017
 Marte, Damaso – 1999
 Marte, Ketel – 2014-16
 Martin, Cody – 2016-17
 Martin, Leonys – 2017
 Martinez, Gustavo – 2001-02, 04
 Martinez, Manny – 1993-94, 1996
 Mateo, Julio – 2002, 2007
 Mathis, Joe – 1999
 Matias, John – 1973

Matos, Francisco – 1994, 1999
 Matos, Josue – 2002
 Maurer, Brandon – 2013-14
 May, Davis – 1976-77
 Maynard, Scott – 1995, 2004
 McCall, Larry – 1978, 1980
 McCarthy, Greg – 1996-99
 McCarty, David – 1998
 McClain, Jim – 1962, 1964
 McClendon, Travis – 2000
 McCormick, Mike – 1973
 McCovey, Willie – 1960
 McCoy, Tim – 1990-91
 McDonald, Rusty – 1983-84
 McFadden, Leon – 1971
 McGinnis, Russ – 1988-90
 McGwire, Mark – 1986
 McKay, Dave – 1975-76, 1983
 McKnight, Jim – 1965
 McLaughlin, Bo – 1982, 1985
 McLaughlin, Joey – 1985-86
 McMahan, Ed – 1973
 McMath, Jim – 1969-70
 McNealy, Rusty – 1983
 Meacham, Rusty – 1996
 Meche, Gil – 1999-2000, 2004
 Mecir, Jim – 1995
 Medina, Yoervis – 2010, 13, 15
 Meeks, Tim – 1987-88
 Mejia, Erick – 2015
 Mejias-Brean, Seth – 2017
 Melson, Gary – 1979
 Menchaca, Eddy – 2002
 Meneses, Alex – 2007
 Menhart, Paul – 1996-97
 Mercado, Orlando – 1988
 Mercedes, Henry – 1990, 1992-94
 Mersch, Neal – 1978
 Messenger, Randy – 2008-2009
 Metzger, Roger – 1969-70
 Meyer, Dan – 1984
 Meyer, Jake – 2000-2002
 Meyers, Chad – 2003
 Meyers, LeRoy – 1966
 Mickolio, Kameron – 2007
 Mielke, Gary – 1991
 Milacki, Bob – 1995-96
 Millay, Keith – 1992
 Miller, Brad – 2013
 Miller, Corky – 2006
 Miller, Ian – 2017
 Miller, Justin – 2011
 Miller, Russ – 1990
 Miller, Trevor – 2014
 Millette, Joe – 1997
 Mills, Brad – 2016
 Miner, Zach – 2014
 Minetto, Craig – 1981
 Minor, Blas – 1996
 Minor, Ryan – 2002
 Mitchell, Bobby – 1967
 Mitchell, D.J. – 2012-13
 Mize, Paul – 1981-82
 Mobley, Willie – 1968
 Mohler, Mike – 1994
 Molina, Izzy – 1992
 Monahan, Shane – 1997-2000
 Montane, Ivan – 2000
 Montero, Jesus – 2013-15
 Montgomery, Mike – 2015
 Montreuil, Al – 1969-71
 Monzant, Ray – 1960
 Monzon, Dan – 1974
 Monzon, Erick – 2006, 2009
 Moon, Brian – 2004

Mooneyham, Bill – 1985-87
 Moore, Adam – 2009-2010, 2012
 Moore, Andrew – 2017
 Moore, Kelvin – 1981-83
 Morales, Johmbeyker – 2015
 Morales, Willie – 1993
 Moran, Al – 1966
 Moran, Brian – 2012-13
 Morban, Jose – 2006
 Morban, Julio – 2014-15
 Moreta, Ramon – 2001
 Morgan, Russ – 2000
 Morris, Danny – 1972
 Morrison, Logan – 2014
 Morrow, Brandon – 2008-2009
 Morse, Mike – 2005-07, 09, 13
 Mortimore, Travis – 2007
 Mosquera, Julio – 2003
 Moss, Damian – 2005
 Moss, Steve – 2009
 Mota, Manny – 1961
 Motter, Taylor – 2017
 Moyer, Jamie – 1997
 Mullen, Scott – 2005
 Munro, Danny – 2017
 Munoz, Luis – 2009-2010
 Munson, Kevin – 2016
 Mura, Steve – 1985
 Murphy, Dwayne – 1987
 Murphy, Mike – 1999-2000
 Murphy, William – 1970
 Murray, Tom – 1968
 Musselman, Jeff – 1991-92
 Mustad, Eric – 1981-82
 Myers, Adrian – 2001, 2003
 Myers, Dennis – 1975
 Myers, Ed – 1983-84
 Myers, Randy – 2001
 Myette, Ken – 1968

N

Nady, Xavier – 2014
 Nageotte, Clint – 2004-06
 Nannini, Mike – 2006
 Narleski, Steve – 1979
 Narron, Jerry – 1978
 Nasif, Ralph – 1973
 Navarro, Efren – 2016
 Navarro, Julio – 1960-62
 Navarro, Oswaldo – 2006-2009
 Neel, Troy – 1991-93
 Neill, Mike – 1994, 2000
 Nelson, Brad – 2009-2010
 Nelson, Joe – 2010
 Nelson, Jon – 2006-2008
 Nelson, Rob – 1986-87
 Nesbit, Michael – 2004
 Nettles, Jim – 1973, 1981-82
 Newby, Joey – 2009
 Newfield, Marc – 1995
 Newman, Ray – 1970-71
 Nicholson, Carl – 1979
 Noesi, Hector – 2012-13
 Noland, James – 1995
 Noriega, Gabriel – 2014
 Norrid, Tim – 1979-80
 Norris, Mike – 1983, 1989-90
 Norton, Greg – 2008
 Norton, Tom – 1973, 1975
 Norwood, Willie – 1976-77
 Nottebart, Don – 1970
 Nunez, Abraham – 2005
 Nunez, Israel – 2007, 2009
 Nunez, Jhonny – 2013
 Nunez, Luis – 2007
 Nunez, Vidal – 2015

ALL-TIME ROSTER (1960-2017)

O

Obradovich, Jim – 1974
 O'Brien, Bob – 1973
 O'Brien, Charlie – 1984-85
 Ochoa, Blake – 2010
 O'Connell, Danny – 1960
 O'Flaherty, Eric – 2006-2008
 Ohka, Tomo – 2007
 Ojeda, Miguel – 2005
 Oldham, Tom – 2006
 Oliver, Dave – 1979-80
 Oliver, Joe – 2000
 Oliver, Nate – 1970
 Oliveros, Luis – 2008
 Olivo, Miguel – 2005, 2012
 Olmos, Edgar – 2015
 Olson, Garrett – 2009-2010
 Olson, Tyler – 2015
 O'Malley, Shawn – 2015-17
 O'Neill, Tyler – 2017
 Ontiveros, Steve – 1984-85, 1987
 Orsino, John – 1961-62
 Ortiz, Jose – 1971
 Osteen, Gavin – 1992-94
 Otto, Dave – 1988-90
 Overton, Dillon – 2017
 Overton, Joe – 1965
 Owchinko, Bob – 1985
 Owens, Jerry – 2009

P

Pacheco, Alex – 1997
 Paez, Paul – 2017
 Pagan, Emilo – 2016-17
 Pagan, Jose – 1960
 Page, Mitchell – 1981-82
 Pagel, Karl – 1980
 Palat, Ed – 1974-75
 Palazzolo, Steve – 2010
 Palmer, Matt – 2014
 Paniagua, Jose – 1998
 Paolini, Daniel – 2015
 Paquette, Craig – 1992-94
 Paredes, Edward – 2007, 2010-11
 Parker, Blake – 2016
 Parker, Clayton – 1991
 Parker, Terrence – 2006
 Parque, Jim – 2007
 Parrish, John – 2007
 Patrick, Bronswell – 1993-94
 Patterson, Corey – 2013
 Patterson, Dave – 1982
 Patterson, Scott – 2010-12
 Pauley, David – 2010, 2012
 Paxton, James – 2013-16
 Paxton, Mike – 1980
 Pazik, Mike – 1974-76
 Pedrique, Al – 1990
 Pecci, Jay – 2003
 Peek, Tim – 1992-93
 Peguero, Carlos – 2011-13
 Peguero, Julio – 1995-96
 Pellow, Kit – 2005
 Pena, Bobby – 1966
 Pena, George – 1967, 69, 1974-75
 Pena, Willy Mo – 2011
 Penalver, Luis – 1962
 Perez, Bill – 1989
 Perez, Oliver – 2012
 Perlozzo, Sam – 1977
 Perry, Bob – 1960-63
 Perry, Gaylord – 1960-63
 Petagine, Roberto – 2006
 Peters, Ricky – 1983-86
 Peterson, Cap – 1963, 1972

Peterson, D.J. – 2015-17
 Petit, Yusmeiro – 2010
 Pettis, Gary – 1993
 Pevey, Marty – 1995
 Phifer, Ron – 1962
 Phillips, Anthony – 2010
 Phillips, Dick – 1960-62
 Phillips, J.R. – 2003
 Phillips, Tony – 1981-82, 85, 87-88
 Phillips, Tony – 1995-96
 Phoenix, Steve – 1993-94
 Piche, Ron – 1968-69
 Pico, Jeff – 1991
 Pietroburgo, Rob – 1980
 Pina, Manny – 2014
 Pineda, Michael – 2010
 Pineda, Rafael – 2015, 2017
 Pineiro, Joel – 2000-2001, 2005
 Pirkel, Greg – 1995-96
 Pizzano, Dario – 2016-17
 Pizzaro, Juan – 1971
 Pizzaro, Melvin – 2005
 Pledger, Kinnis – 1999
 Plews, Herb – 1965
 Plunk, Eric – 1985-87
 Podsednik, Scott – 2001-2002
 Poepping, Mike – 1975-76
 Pointer, Aaron – 1968-69
 Polidor, Gus – 1991-92
 Polinsky, Bob – 1978
 Polonia, Luis – 1986-88
 Popovich, Paul – 1966
 Povse, Max – 2017
 Powell, Boog – 2016-17
 Powell, Hosken – 1977
 Powers, John – 1963
 Poythress, Rich – 2013
 Pozo, Arquimedes – 1995-96
 Pregenzer, John – 1963-65
 Prescott, George – 1960
 Prettyman, Ronnie – 2007
 Pries, Jordan – 2014-16
 Procopio, Jim – 1966
 Proly, Mike – 1977
 Pryor, Buddy – 1989
 Pryor, Stephen – 2012-14
 Pulsipher, Bill – 2004
 Puryear, Nate – 1979
 Putz, JJ – 2002-2004, 2008
 Pyznarski, Tim – 1984

Q

Qualls, Jim – 1968-70
 Quinones, Luis – 1983
 Quintero, Humberto – 2014
 Quirk, Jamie – 1989
 Quiroz, Guillermo – 06, 09-10, 12

R

Raabe, Brian – 1997
 Raczka, Mike – 1990, 1992-93
 Radatz, Dick – 1967
 Radmanovich, Ryan – 1998-99
 Rajsich, Dave – 1978
 Rall, Tim – 2005
 Ralston, Bill – 1974-75
 Ramirez, Erasmo – 2011-14
 Ramirez, Horacio – 2007
 Ramirez, JC – 2015
 Ramirez, Jose – 2015
 Ramirez, Ramon – 2014
 Ramos, Domingo – 1978
 Ramsay, Rob – 1999-2001
 Ramsey, James – 2016-17
 Rapada, Clay – 2014
 Rasmussen, Rob – 2015
 Ratliff, Lane – 2017
 Raudman, Bob – 1966-67
 Reberger, Frank – 1968
 Redfern, Pete – 1976
 Redman, Prentice – 2007-2009
 Reece, Thad – 1985-87
 Reed, Jeremy – 2004, 2007-08
 Reichert, Dan – 2005
 Reid, Jessie – 1989
 Reimer, Kevin – 1996-97
 Reitsma, Chris – 2007
 Relaford, Desi – 1995-96
 Rende, Sal – 1979-80
 Renfree, Matt – 2008
 Renfro, Marshall – 1960
 Renick, Rick – 1973-76
 Reser, Phil – 1970
 Retzer, Edwin – 1983
 Reuschel, Paul – 1971
 Reveira, Frank – 1960-62
 Reynolds, Archie – 1968-69
 Reynolds, Kevin – 2006-2007
 Rhodes, Dusty – 1960-63
 Rhomberg, Kevin – 1980
 Rickey, Ralph – 1970-71
 Rico, Al – 1972
 Ridings, Steven – 2017
 Rifkin, Aaron – 2005
 Rijo, Jose – 1985, 1987
 Ring, Royce – 2011
 Risley, Bill – 1995
 Rivas, Danny – 1961-63
 Rivera, Michael – 2017
 Rivera, Mumba – 2008, 2010
 Rivera, Rene – 2004-06
 Rivero, Carlos – 2015
 Rivette, Scott – 2000
 Roach, Donn – 2016
 Robbins, Doug – 1993
 Roberson, Kevin – 1995
 Robertson, Andre – 1988
 Robertson, Daniel – 2016
 Robertson, Nate – 2011
 Robinson, Bruce – 1984
 Robinson, Jerry – 1963
 Robinson, Kerry – 1999
 Robinson, Trayvon – 2011-12
 Robisch, Jon – 1967
 Robles, Mauricio – 2010-12
 Roderick, Barry – 1973, 1976
 Rodriguez, Alex – 1995-96
 Rodriguez, Frank – 2000
 Rodriguez, Luis – 2011-12
 Rodriguez, Rick – 1983-87
 Rodriguez, Roberto – 1971
 Roe, Chaz – 2010
 Roenicke, Ron – 1986
 Rogelstad, Matt – 2003
 Rogers, Mark – 2014
 Rohrbaugh, Robert – 2007-08
 Rohn, Dan – 1987
 Rohrmeier, Dan – 1997-98
 Rojas, Minnie – 1963
 Rolison, Nate – 2002
 Rollins, David – 2015-16
 Romano, Tom – 1984-85
 Romero, Stefan – 2013-16
 Rosa, Joseph – 2017
 Rose, Brad – 2004
 Ross, Gary – 1967-68
 Rossy, Rico – 1998
 Rowland-Smith, Ryan – 2007-10
 Royer, Stan – 1989
 Roznovsky, Vic – 1967

ALL-TIME ROSTER (1960-2017)

Rubio, Jorge – 1967
 Rudolph, Ken – 1968, 1971
 Ruffin, Chance – 2012-14
 Ruggiano, Justin – 2015
 Runion, Tony – 2004

S

Sadowski, Ted – 1964
 Sachse, Matt – 1999
 Sain, Tom – 1976-77
 Sakata, Lenn – 1986
 Salkeld, Roger – 1995
 Sammons, Lee – 1991
 Sampson, Adrian – 2015-16
 Sanchez, Alejandro – 1987-88
 Sandel, George – 2004
 Sanders, Anthony – 2000
 Sandoval, Juan – 2007
 Santa, Kevin – 2017
 Santiago, Ramon – 2004-05
 Santin, Daniel – 2007
 Sardinia, Luis – 2016
 Sardinha, Bronson – 2008
 Sasaki, Kazuhiro – 2003
 Saul, Jim – 1967, 1970
 Saunders, Dennis – 1972
 Saunders, Doug – 1995-96
 Saunders, Joe – 2015
 Saunders, Michael – 08-10, 13-14
 Savastano, Scott – 2008, 2012-13
 Schaefer, Jeff – 1994
 Scheffer, Aaron – 1999-2000
 Schepel, Kyle – 2015
 Scherer, Doug – 1985
 Schlesinger, Bill – 1968
 Schmidt, Dave – 1992
 Schmitz, Dan – 1978
 Schock, Bill – 1991
 Schroder, Bobby – 1968
 Schurr, Wayne – 1963, 1966
 Schuster, Frank – 1974
 Schweiger, Brian – 2005-06
 Scott, Bob – 1967
 Scott, Dickie – 1989-90
 Scott, Ryan – 2017
 Scribner, Evan – 2016-17
 Seager, Kyle – 2011
 Sealy, Scot – 1995, 1997-99
 Sears, Todd – 2006
 Seberger, Mike – 1974, 1976
 Secrist, Don – 1971
 Seddon, Chris – 2009-2011
 Seelbach, Chris – 1998
 Segura, Jean – 2017
 Seitzer, Brad – 1998-99
 Sena, Jandy – 2012
 Serrano, Wascar – 2002
 Serum, Gary – 1977
 Sexton, Jimmy – 1981-82
 Shaddy, Christopher – 1988
 Shank, Zach – 2015-17
 Shaver, Jeff – 1988-90
 Shaw, Curtis – 1994
 Sheets, Andy – 1995-97
 Shelen, Carl – 1965
 Shell, Steven – 2009-2010
 Shelton, Chris – 2009
 Sherman, Darrell – 1995
 Sherrod, Dennis – 1982-83
 Sherrill, George – 2004-05
 Sherrod, George – 1968-71
 Shiblio, Andy – 2004
 Shikles, Larry – 1993
 Shipley, Joe – 1960

Shockey, Scott – 1990, 1993
 Shoemaker, Scott – 2008
 Shotkoski, David – 1989
 Show, Eric – 1991
 Silva, Carlos – 2009
 Silvestre, Juan – 1997
 Simas, Bill – 2004
 Simmons, Enoch – 1994
 Simmons, Nelson – 1991
 Simmons, Shae – 2017
 Simons, Mitch – 1998
 Simpson, Allan – 2003
 Simpson, Corey – 2014
 Sinatro, Matt – 1987-88
 Sinclair, Steve – 1999-2000
 Sinner, Roger – 1963-64
 Sitton, Craig – 2016
 Skidmore, Roe – 1969-70
 Slagle, Roger – 1978
 Slaughter, Sterling – 1966
 Sliwinski, Kevin – 1988
 Slusarski, Joe – 1990-94
 Smith, Bobby Gene – 1966-67
 Smith, Carson – 2014
 Smith, Charley – 1969
 Smith, Chris – 2011
 Smith, Coleman – 1974-75
 Smith, Garry – 1978
 Smith, Jack – 1992
 Smith, Mark – 1983
 Smith, Paul – 1963-64
 Smith, Raymond – 1986
 Smith, Ryan – 1997
 Smith, Tim – 1992-94
 Smith, Tom – 1968
 Smith, Tyler – 2016-17
 Smithberg, Roger – 1993-94
 Smoak, Justin – 2010-14
 Snell, Ian – 2010
 Snelling, Chris – 2003, 2005-06
 Snopek, Chris – 2000
 Snow, Forrest – 2011-16
 Snyder, Brian – 1988-89
 Snyder, Jason – 2006
 Soderholm, Dale – 1974, 1976
 Soderholm, Eric – 1973
 Sofield, Rick – 1977
 Sojo, Luis – 1995
 Sommers, Dennis – 1965
 Soriano, Rafael – 2003-05
 Soriano, Fred – 1993
 Sosa, Jorge – 2008
 Souza, Justin – 2008
 Souza, Mark – 1981
 Sovde, Dick – 1962
 Spangler, Al – 1967, 1970
 Sparks, Joe – 1963-64
 Speed, Horace – 1979
 Speigner, Levale – 2010
 Spencer, Sean – 1998-2000
 Spiezio, Scott – 2005
 Sprague, Ed – 2001
 Staiger, Roy – 1978
 Stanek, Al – 1964-65
 Stanton, Mike – 1979
 Stark, Denny – 2001, 2008-09
 Steenstra, Kennie – 1999
 Stephens, Gene – 1967
 Stephenson, Earl – 1971, 1974
 Stephenson, John – 1967
 Stephenson, Phil – 1984-85
 Stevens, Dave – 1999
 Stewart, Dave – 1986
 Stewart, Jimmy – 1966

Stitt, Brian – 2003
 Stoddard, Bob – 1986, 1988
 Stone, Rocky – 1973, 1975
 Stoneman, Bill – 1967-68
 Storen, Drew – 2016
 Storm, Bob – 1973
 Stover, Joe – 1971
 Strausborger, Ryan – 2016
 Strebeck, Rick – 1990-91
 Strickland, Jim – 1972-73
 Strong, Jamal – 2003-05
 Stubing, Larry – 1961
 Sturtze, Tanyon – 1994
 Sucre, Jesus – 2013-16
 Taormina, Sal – 1996-98
 Sveum, Dale – 1993
 Swiacki, Bill – 1982
 Sweeney, Brian – 99-00, 02-03, 10, 12-13
 Sweeney, Mike – 2010
 Szukala, Gary – 1969

T

Talton, Tim – 1963-64
 Tanner, Bruce – 1987, 1989
 Taormina, Sal – 1960
 Tapani, Kevin – 1986
 Tavarez, David – 2002
 Taylor, Aaron – 2003
 Taylor, Chris – 2014-16
 Taylor, Logan – 2017
 Taylor, Steve – 1978
 Taylor, Wayne – 2014
 Tejada, Wil – 1991
 Tellman, Tom – 1985
 Tenbrink, Nate – 2013-14
 Terrell, Jerry – 1972, 1975
 Teeveen, Bryce – 2005
 Thames, Eric – 2013
 Thayer, Greg – 1975
 Thoma, Ray – 1985-86
 Thomas, Brad – 2007
 Thomas, Frank – 1966
 Thomas, Gerry – 1962-64
 Thomas, Jared – 2005
 Thomas, Juan – 2001-2002
 Thomas, Justin – 2008-2009
 Thomas, Roy – 1981
 Thompson, John – 1995
 Thompson, Marv – 1978
 Thornton, Matt – 2003-04
 Thorpe, Tracy – 2008
 Throneberry, Faye – 1962-63
 Thrower, Keith – 1985-86
 Thurman, Gary – 1995
 Tiefenauer, Bob – 1968-69
 Tiefenthaler, Verle – 1960-61
 Tillman, Kerry – 1986
 Timmons, Ozzie – 1999
 Tinsley, Lee – 1997
 Todd, Jim – 1971
 Tolentino, Jose – 1985, 1987
 Tomko, Brett – 2000-2001
 Torres, Daniel – 2013
 Torres, Melqui – 2000
 Torres, Paul – 1997
 Torres, Salomon – 1995-96
 Torrez, Mike – 1984
 Traber, Billy – 2010
 Trail, Chet – 1969
 Triunfel, Carlos – 2011-13
 Tuiasosopo, Matt – 2008-2011
 Turang, Brian – 1995
 Turman, Jason – 2001

FRONT
OFFICE

CHENEY
STADIUM

COACHES/STAFF

2018
RAINIERS

2017 SEASON
REVIEW

OPPONENTS

HISTORY &
RECORDS

MEDIA &
MISC.

ALL-TIME ROSTER (1960-2017)

U

Ugueto, Luis – 2002-2004
Ulloa, Emmanuel – 2000, 2002
Underwood, Jake – 1998
Unsworth, Dylan – 2017
Upham, John – 1967-68
Urso, Sal – 1996
Ust, Brant – 2007

V

Valbuena, Luis – 2005, 2008
Valdez, Wilson – 2005
Valenzuela, Benny – 1960-61
Van Poppel, Todd – 1992-93
Van Wyck, Jim – 1973-77
Vargas, Jason – 2009
Vargas, Julio – 1994
Varitek, Jason – 1997
Varvaro, Anthony – 2010
Vasquez, Anthony – 2011-12
Vasquez, Rafael – 1980
Vasser, Luke – 1965
Vazquez, Ramon – 1996, 2001, 10
Veintidos, Juan – 1974-77
Venditte, Pat – 2016
Venegas, Alfredo – 2008
Veres, Dave – 1990
Vice, Darryl – 1990
Vieira, Thyago – 2017
Villarreal, Oscar – 2008
Villilo, Miguel - 2000
Villone, Ron – 1995
Vogelbach, Dan – 2016-17
Von Ohlen, Dave – 1986-88
Vosberg, Ed – 1994
Vossler, Dan – 1973-74

W

Waggoner, Jim – 1991
Wagner, Mark – 1984
Wagner, Matt – 1995-96
Wagner, Michael – 2007
Wakamatsu, Don – 1995-96
Waldrop, Kyle – 2017
Walker, Taijuan – 2013-14, 2016
Walton, Bruce – 1989-92
Walton, Danny – 1974-75
Wang, Chien-Ming – 2015
Ward, Bryan – 2004
Ward, Chris – 1970
Ward, Gary – 1977
Ward, Jay – 1977
Ward, Kevin – 1990
Warren, Mike – 1983-85
Warwick, Carl – 1966
Wathan, Dusty – 1998, 2000
Watson, Mark – 2000-2002
Wawoe, Gianfranco – 2017
Wear, Greg – 2003-04
Weaver, Eric – 1999
Weber, Darrell – 1965
Weber, Jake – 2002
Weber, Ryan – 2017
Weber, Weston – 1989-92, 1995
Weekley, Johnny – 1960, 1962
Weiss, Walt – 1987, 1989, 1992
Wells, Casper – 2012
Wells, Jared – 2008-2009
Werie, Bill – 1960-61
Werly, Jamie – 1978
Wernig, Pat – 1991
Werth, Dennis – 1978
Wertz, Bill – 1996
Whalen, Rob – 2017

White, Jesse – 1966
White, Mike – 1967-69
White, Rick – 2007
White, Sean – 2007-2010
Widger, Chris – 1995-96
Wieland, Joe – 2016
Wihtol, Sandy – 1979-80
Wiley, Mark – 1972-76
Wilfong, Rob – 1976-77
Wilhelmsen, Tom – 2013, 2015-16
Wilkerson, Curtis – 1995
Wilkins, Eric – 1980
Wilkins, Rick – 1997
Wilkinson, Bill – 1992
Wilkinson, Don – 1970
Willard, Jerry – 1986-87, 1995.
Willhite, Nick – 1968
Williams, George – 1965
Williams, Jeff – 1995
Williams, Randy – 2003-04
Williams, Todd – 1999-2000
Williamson, Scott – 2008
Wilson, Bill – 1960
Wilson, Craig – 2008
Wilson, Dan – 2000
Wilson, Jack – 2010
Wilson, Josh – 2009-2010
Wilson, Mike – 2009-2012
Wilson, Neil – 1960-62
Winfree, David – 2010
Witmeyer, Ron – 1990-93
Witte, Trey – 1996-97
Woerman, Joe – 2005, 2008
Wojna, Edward – 1990
Wolcott, Bob – 1995-97
Womack, Josh – 2008
Wong, Joey – 2017
Woodard, Mike – 1983-84
Woods, Al – 1976
Woods, Jake – 2007-08
Woodward, Chris – 2009-2010
Wooten, Greg – 2001-2002
Worrell, Mark – 2010
Wright, Dan – 2006
Wright, Jesse – 1979
Wright, Chris – 2003
Wright, Ron – 2002

X

Xavier, Joe – 1988

Y

Yancy, Hugh – 1979
Yelding, Eric – 1996
Yepez, Jose – 2010-11
Yepez, Mario – 2012
Young, Curt – 1983-86, 1993
Young, Don – 1966, 1970
Young, Ernie – 1994
Young, Matt – 1989
Young, Ray – 1990, 1994
Youngbauer, Scott – 2006

Z

Zahn, Paul – 1971
Zancanaro, David – 1992
Zanni, Dom – 1960-61
Zapata, Juan – 2006
Zapp, AJ – 2004
Zaske, Jeff – 1988
Zeber, George – 1978
Zimmerman, Jordan – 1999-2001
Zimmerman, Mike – 1996
Zinter, Alan – 1997

Zorn, Dean – 2005-06
Zuniga, Tony – 2004
Zunino, Mike – 2013, 2015-17
Zych, Tony – 2015-17

MEDIA NOTES

FRONT
OFFICE

CHENEY
STADIUM

COACHES/
STAFF

2018
RAINIERS

2017 SEASON
REVIEW

OPPONENTS

HISTORY &
RECORDS

MEDIA &
MISC.



MEDIA & MISCELLANEOUS

2018 TACOMA RAINIERS MEDIA GUIDELINES



CONTACT INFORMATION: All media requests and questions should be addressed to: Brett Gleason, Media and Communications Manager, (253) 722-2027, bgleason@wertacoma.com.

MEDIA CREDENTIALS: 2018 Tacoma Rainiers media credentials will be issued only to accredited members of the media. Season credentials will be issued only to legitimate news gathering organizations that cover the Rainiers on a daily basis. To apply for season media credentials, please visit TacomaRainiers.com. The Rainiers will be very selective in issuing season credentials to online-only publications; however, those denied may apply for daily credentials.

Daily credentials will be issued to those individuals or organizations who do not qualify for season credentials, including freelance writers, most bloggers and reporters for weekly/monthly shows and publications. Daily credentials will also be issued to radio and TV stations when the need arises for extra pre/postgame personnel and to newspaper reporters providing extra coverage. Once a daily credential request is approved and on file, the Rainiers require at least a 24-hour notice for all daily credential requests. All weekend requests should be made by 3 p.m. on the Thursday prior.

Daily credential requests can be applied for online at TacomaRainiers.com. Under no circumstances are media credentials to be transferred from person to person without the expressed permission and approval of the Tacoma Rainiers communications department. Violation of this policy may result in the informing of the Pacific Coast League office, dismissal of the media member from Cheney Stadium and confiscation of the violator's media credential.

MEDIA CREDENTIAL PICKUP: Upon approval of credential request, media members may pick up daily credentials at the Cheney Stadium Box Office Will Call window during normal business hours or beginning at 10 a.m. on day of game. A valid photo ID will be required upon pickup. Any special pickup requests should be sent via email to bgleason@wertacoma.com.

PARKING: There will be a limited number of media parking spots made available for every Rainiers game. All media members with credentials for a given game will have their names placed on a parking list. Those picking up daily credentials will have their names added to the parking list only if they have provided a 24-hour notice.

PRESS BOX: The press box is located along the third base side of Cheney Stadium on the ballpark's second level, and opens three hours prior to first pitch. It is a working press box for **WORKING MEMBERS OF THE MEDIA ONLY**. Due to space limitations, there is always a possibility that credentialed media will not be stationed in the press box but at an auxiliary area. The Rainiers have wireless internet access available for those in the press box as well as those assigned to the auxiliary area. Rosters, lineups, game notes and team statistics will be available in the press box two hours prior to the scheduled game time.

CLUBHOUSE ACCESS: Only properly credentialed media members may gain access to the clubhouse. Both the Rainiers and visiting team clubhouses are located on field level. The home dugout is located on the third-base side and the visitors' dugout along the first-base side. **MEDIA MEMBERS ARE NOT PERMITTED IN THE TRAINING ROOM OR EQUIPMENT ROOM AT ANY TIME.** In accordance with the regulations designated by Major League Baseball, the clubhouse is open to properly credentialed media members 3-1/2 hours prior to the start of the game and closes an hour prior to the game. The clubhouse areas are also closed when the teams are on the field, unless previously approved by the Rainiers. Following the game, the clubhouse will open approximately 10 minutes following the final out. Access is prohibited between games of a doubleheader and during rain delays. Cell phone use by the media is prohibited inside team clubhouses, unless previously approved by the Rainiers. Visiting clubhouse policy will be dictated by the visiting team. The umpire's dressing room is off-limits to the media.

FIELD ACCESS: Appropriately credentialed media are permitted access to the field and dugout areas, but are required to stay on the warning track, particularly when the team is taking batting practice. Media must leave the field and dugout areas no later than one 30 minutes prior to game time.

RESTRICTED ACCESS AREAS: Credentialed media are permitted all throughout Cheney Stadium, with a few exceptions listed below.

- **Dugout Club:** Only ticketed fans with Dugout Club tickets are allowed access to the Dugout Club dining room, bar, and seating area. Media photographers are not permitted in Dugout Club seating area during the game. Food and drink provided in the Dugout Club dining room are strictly limited to ticketed fans, and not credentialed media.
- **Rainiers Offices:** Access to the Tacoma Rainiers front office, located on the second floor of Cheney Stadium behind home plate, is permitted only with an employee host.

Violation of this policy will result in the dismissal of the media member from Cheney Stadium and confiscation of the violator's media credential(s).

2018 TACOMA RAINIERS MEDIA GUIDELINES (CONT.)

MEDIA GUIDES: Available upon request. Rainiers media guides can also be obtained in the Cheney Stadium press box.

GAME NOTES, AND STATISTICS: Rainiers game notes and statistics will be made available in the press box prior to the start of the game. To receive games notes in your inbox daily, please email Media and Communications Manager Brett Gleason at bgleason@wertacoma.com.

MEDIA INTERVIEWS: Rainiers players and coaches can be made available for interviews prior to on-field stretching and following batting practice. Interviews cannot be conducted during batting practice. Media members wishing to do an off-site interview or a feature story should contact the Rainiers no later than 72 hours prior to the scheduled interview time. The media is asked to be respectful of the players' pre-game schedule when requesting an interview. No one will be permitted to interview starting pitchers pre-game on the day of their start.

PHOTOGRAPHERS: Still photographers are allowed access to photo wells located at the end of each dugout. Photographers must request usage 24-hours in advance using the guidelines outlined under Media Credentials above. Photographers are not permitted in the actual dugout area or on the field once the game begins. Please wait until the end of the inning to move to or from these areas. All photographers must have credentials showing at all times, and must take every precaution to not impede the views of ticketed fans.

USE OF PHOTOGRAPHY: Media outlets needing use of Rainiers photography may contact the communications department at (253) 722-2027 or via email at bgleason@wertacoma.com. Accredited media members may use Rainiers photographs for non-endorsement projects only.

BRAND GUIDELINES: As part of a rebranding initiative introduced prior to the 2015 season, the Rainiers now feature new primary and secondary logos required for all collateral used in support of the team. Any collateral utilizing the now-defunct "compass" or any other logo previously promoted by the franchise should be replaced with items included within the new logo set outlined on TacomaRainiers.com.

OFFICIAL LOGO SET: The "Rainiers" script now serves as the team's primary logo, and the standalone "R" operates as the team's secondary logo. For high-res or vector logo files, please contact the communications department via email at bgleason@wertacoma.com.

AUTOGRAPH POLICY: Under no circumstances are credentialed media members permitted to seek autographs, personal photographs, baseball, bats, etc. on the field of play or in either clubhouse. Violation of this policy will result in the dismissal of the media member from Cheney Stadium and confiscation of the violator's media credential(s).

CAMERAS IN THE CLUBHOUSE: Videographers are permitted in the Rainiers clubhouse following the game only, and must be accompanied by a reporter. Still photography is not permitted clubhouse access at any time.

FRONT
OFFICE

CHENEY
STADIUM

COACHES/STAFF

2018
RAINIERS

2017 SEASON
REVIEW

OPPONENTS

HISTORY &
RECORDS

MEDIA &
MISC.



MIKE CURTO

TACOMA RAINIERS BROADCASTER

CURTO'S CAREER SUMMARY

- Enters his 20th season as the Rainiers radio play-by-play announcer after joining the team in 1999.
- In 2011, 2012, and 2015 filled in as an announcer on the Seattle Mariners Radio Network.
- Prior to joining the Rainiers, served as the play-by-play announcer for the Rancho Cucamonga Quakes of the California League, Bend (OR) Bandits of the Western Baseball League and the Lafayette (IN) Leopards of the Great Central League.
- Graduated from the University of California at Berkeley in 1992 with a degree in English Literature.
- While at Cal, served as the sports director at student radio station KALX.
- Spent two years after college selling season tickets and luxury suites for the San Francisco Giants.
- Resides in Tacoma where he enjoys reading and playing poker in his spare time.
- Originally from Menlo Park, CA.

2018 TACOMA RAINIERS BROADCAST INFORMATION

SOUTH SOUND TALK 850 AM is under contract to carry Rainiers broadcasts throughout the 2018 season.

South Sound Talk will broadcast all 140 Rainiers games, both at home and when the team plays on the road.

The Rainiers Pre-Game Show begins 15 minutes prior to the start of first pitch, and the Rainiers Post-Game Show begins immediately following the final out.



BATTING & INFIELD PRACTICE SCHEDULES

7:05 PM GAME TIME	ON FIELD	OFF FIELD
Rainiers Infield	3:50 PM.....	4:00 PM
Rainiers BP	4:00 PM.....	5:00 PM
Visitors BP	5:05 PM.....	6:00 PM
Visitors Infield	6:00 PM.....	6:15 PM
6:05 PM GAME TIME	ON FIELD	OFF FIELD
Rainiers Infield	2:50 PM.....	3:00 PM
Rainiers BP	3:00 PM.....	4:00 PM
Visitors BP	4:05 PM.....	5:00 PM
Visitors Infield	5:00 PM.....	5:15 PM
5:05 PM GAME TIME	ON FIELD	OFF FIELD
Rainiers Infield	1:50 PM.....	2:00 PM
Rainiers BP	2:00 PM.....	3:00 PM
Visitors BP	3:05 PM.....	4:00 PM
Visitors Infield	4:00 PM.....	4:15 PM
1:35 PM GAME TIME	ON FIELD	OFF FIELD
Rainiers Infield	10:20 AM.....	10:35 AM
Rainiers BP	10:35 AM.....	11:30 AM
Visitors BP	11:35 AM.....	12:30 PM
Visitors Infield	12:30 PM.....	12:45 PM
11:35 AM GAME TIME	ON FIELD	OFF FIELD
Rainiers Infield	8:25 AM.....	8:35 AM
Rainiers BP	8:35 AM.....	9:35 AM
Visitors BP	9:40 AM.....	10:40 AM
Visitors Infield	10:40 AM.....	10:50 AM

CHENEY STADIUM SEATING GUIDE



CHENEY STADIUM TICKET INFORMATION

Tickets may be purchased in person at the Cheney Stadium Box Office, located at the front of the ballpark, or over the phone by calling 1-800-745-3000. To purchase tickets online or to locate additional ticketing information, please visit www.tacomarainiers.com or email tickets@tacomarainiers.com.

Ticket office hours are:

Game Days

Monday - Friday: 10 a.m. - 7th Inning

Saturday: 10 a.m. - 7th Inning

Sunday: 10 a.m. - 7th Inning

Non-Game Days

Monday-Friday: 10 a.m. - 5 p.m.

Saturday and Sunday: Closed

Directions to Cheney Stadium:

From I-5, take exit 132 to Highway 16 West. Follow the 19th Street East exit and merge right onto 19th street. Make a right onto Clay Huntington Way and follow it into the Cheney Stadium Parking Lot.

SEASON SCHEDULE

Triple-A Affiliate of the **SEATTLE MARINERS**



APRIL

SUN	MON	TUE	WED	THU	FRI	SAT
1	2	3	4	5 7:05 SAC	6 7:05 SAC	7 5:05 SAC
8 1:35 SAC	9 6:05 SAC	10 7:05 FRE	11 6:35 FRE	12 7:05 FRE	13 7:05 SAC	14 7:05 SAC
15 1:05 SAC	16 12:05 SAC	17 6:05 ABQ	18 7:05 ABQ	19 7:05 ABQ	20 7:05 ABQ	21 5:05 SAC
22 1:35 SAC	23 11:35 SAC	24	25 6:35 FRE	26 7:05 FRE	27 7:05 FRE	28 7:05 FRE
29 12:05 FRE	30 6:05 ABQ					

JULY

SUN	MON	TUE	WED	THU	FRI	SAT
1 1:35 RNO	2 7:05 RNO	3 7:05 RNO	4 5:35 ABQ	5 5:35 ABQ	6 5:35 ABQ	7 5:35 ABQ
8 5:05 ABQ	9 ALL-STAR BREAK	10	11	12 7:05 FRE	13 7:05 FRE	14 7:05 FRE
15 1:35 FRE	16 7:05 RNO	17 7:05 RNO	18 7:05 RNO	19 7:05 RNO	20 7:05 SL	21 7:05 SL
22 1:35 SL	23	24 5:05 RR	25 5:05 RR	26 5:05 RR	27 5:00 NO	28 4:00 NO
29 11:00 NO	30 5:00 NO	31				

MAY

SUN	MON	TUE	WED	THU	FRI	SAT
		1 6:05 ABQ	2 7:05 ABQ	3 7:05 ABQ	4 6:35 RNO	5 6:35 RNO
6 1:05 RNO	7 11:35 RNO	8 5:35 ELP	9 5:35 ELP	10 5:35 ELP	11 6:05 ELP	12 7:05 SAC
13 1:05 SAC	14 7:05 SAC	15 12:05 SAC	16	17 7:05 LV	18 7:05 LV	19 5:05 LV
20 1:35 LV	21 6:05 ELP	22 6:05 ELP	23 11:35 ELP	24 7:05 ELP	25 7:05 LV	26 7:05 LV
27 12:05 LV	28 7:05 LV	29 12:05 LV	30 7:05 SL	31 7:05 SL		

AUGUST

SUN	MON	TUE	WED	THU	FRI	SAT
			1 7:05 OKC	2 7:05 OKC	3 7:05 OKC	4 7:05 COS
5 1:35 COS	6 7:05 COS	7 11:35 COS	8	9 6:05 SL	10 6:05 SL	11 5:35 SL
12 5:05 SL	13 5:35 ABQ	14 5:35 ABQ	15 5:35 ABQ	16 7:05 FRE	17 7:05 FRE	18 7:05 FRE
19 1:35 FRE	20	21 7:05 RNO	22 7:05 RNO	23 7:05 RNO	24 7:05 ELP	25 7:05 ELP
26 1:35 ELP	27 7:05 ELP	28 7:05 LV	29 7:05 LV	30 7:05 LV	31 6:05 ELP	

JUNE

SUN	MON	TUE	WED	THU	FRI	SAT
					1 7:05 SL	2 5:05 SL
3 1:35 SL	4	5 5:05 MEM	6 5:05 MEM	7 5:05 MEM	8 5:05 NAS	9 5:05 NAS
10 4:15 NAS	11 5:05 NAS	12	13 7:05 OMA	14 7:05 OMA	15 7:05 OMA	16 5:05 IOW
17 1:35 IOW	18 6:05 IOW	19 6:05 IOW	20	21 6:05 SL	22 6:05 SL	23 6:05 SL
24 12:05 SL	25 6:05 LV	26 6:05 LV	27 11:35 LV	28 7:05 LV	29 7:05 RNO	30 5:05 RNO

SEPTEMBER

SUN	MON	TUE	WED	THU	FRI	SAT
						1 6:05 ELP
2 5:05 ELP	3 12:05 ELP	4	5	6	7	8

ABQ - Albuquerque Isotopes
COS - Colorado Springs Sky Sox
ELP - El Paso Chihuahuas
FRE - Fresno Grizzlies
IOW - Iowa Cubs
LV - Las Vegas 51s
MEM - Memphis Redbirds
NAS - Nashville Sounds
NO - New Orleans Baby Cakes

OKC - Oklahoma City Dodgers
OMA - Omaha Storm Chasers
RNO - Reno Aces
RR - Round Rock Express
SAC - Sacramento River Cats
SL - Salt Lake Bees

- HOME
- THROWBACK WEEKEND
- ROAD
- FIRST RESPONDERS NIGHT
- SILVER BULLET SATURDAYS
- BECU MONDAY MONDAYS
- ★ SALUTE TO ARMED FORCES DAY
- PINK AT THE PARK
- THIRSTY THURSDAY
- LITTLE CAESARS FAMILY MEAL DEAL
- CHICK-FIL-A BRING THE HERD SUNDAYS
- NW BREW WEDNESDAY
- 8-9 INNINGS
- COLOR CHENEY CRIMSON
- COW NIGHT
- PAINT THE PARK PURPLE