



Triple-A Affiliate of the
SEATTLE MARINERS



Rainiers™

R tacomarainiers.com

f [facebook.com/tacomarainiers](https://www.facebook.com/tacomarainiers)

t twitter.com/rainiersland



Triple-A Affiliate of
the Seattle Mariners

Tacoma Rainiers Baseball
2502 S. Tyler Street
Tacoma, WA 98405

Phone: 253-752-7707
Fax: 253-752-7135

2016 TACOMA RAINIERS MEDIA GUIDE TABLE OF CONTENTS

Front Office/Contact Info	5
Cheney Stadium	6-9
Coaching Staff	10-13
2016 Tacoma Rainiers Players	14-108
2015 Season Review	109-132
League Leaders and Final Standings	110-111
Team Batting/Pitching/Fielding Summary	112-113
Monthly Batting/Pitching Totals	114-116
Situational Batting/Pitching Totals	117-125
Team Highlights	126-127
Day-By-Day	128-129
Highs and Lows	130
Transactions	131-132
Opponents	133-141
History and Records	143-174
Career Batting/Pitching Leaders	144-147
Single-Season Batting/Pitching Leaders	148-149
Franchise Leaders	150-151
All-Time Record(s) vs. PCL Opponents	152-155
Year-By-Year Record	156
Postseason History	157-167
All-Time Roster	168-174
Media Information	175-178
Guidelines	176
Broadcast Information	177
Notes	178

INFORMATION BOX INDEX

Cheney Stadium Firsts	8
Tacoma Managers 1960-Present	16
Tacoma Players Who Have Led the Pacific Coast League in Home Runs	29
Tacoma Affiliate Records	34
Tacoma ERA Champions	49
Troy Neel Wins the 1992 Batting Title	66
Tacoma All-Star Selections	79
Tacoma Triple Plays	113
Simpson Kraft Hall of Fame Inductees	151
Dick Phillips Wins 1961 MVP	157



CREDITS:

Researched and written by: Brett Gleason and Mike Curto
 Editor: Brett Gleason
 Graphic design: Tony Canepa
 Photography: Richard Trask
 Statistical assistance provided by Major League Baseball Advanced Media and Baseball Reference.
 Additional biographical information provided by the Seattle Mariners Baseball Information Department.

FRONT
OFFICE

CHENEY
STADIUM

COACHES/
STAFF

2015 RAINIERS

2016 SEASON
REVIEW

OPPONENTS

HISTORY &
RECORDS

MEDIA &
MISC.



FRONT OFFICE





TACOMA RAINIERS PROFESSIONAL BASEBALL

**CHENEY STADIUM
2502 SOUTH TYLER STREET
TACOMA, WA 98405**

PHONE: (253) 752-7707

FAX: (253) 752-7135

BOX OFFICE: (253) 752-7700

EXECUTIVE STAFF

CEO/Ownership..... Mikal Thomsen
 President..... Aaron Artman
 Vice President, Business Development Jim Flavin
 Vice President, Sales..... Shane Santman
 Director, Administration/Assistant to the President..... Patti Stacy

TICKET SALES AND SERVICES

Director, Ticket Operations Cameron Badgett
 Manager, Suite Services and Events Taryn Duncan
 Senior Manager, Corporate Sales..... Ben Nelson
 Senior Manager, Corporate Sales..... Tim O'Hollaren
 Manager, Corporate Sales Andrew Barry
 Manager, Corporate Sales Kevin Drugge
 Manager, Corporate Sales Jordan Liestner
 Manager, Corporate Sales Tyler Olsson
 Senior Coordinator, Group Events..... Chris Aubertin
 Coordinator, Group Events..... Caitlin Calnan
 Coordinator, Group Events..... Charlotte Freed
 Coordinator, Group Events..... Natalie Hostetter
 Coordinator, Group Events..... Lohren Stitt
 Coordinator, Event Sales..... Byron Pullen
 Coordinator, Box Office..... Necia Borba

CORPORATE PARTNERSHIPS

Director, Partner Development..... Julia Falvey
 Director, Marketing and Partner Services Betsy Hechtner
 Coordinator, Corporate Partner Services..... Yvette Yzaguirre

COMMUNICATIONS

Manager, Media and Communications..... Brett Gleason
 Director, Creative..... Tony Canepa
 Broadcaster Mike Curto

STADIUM AND TEAM OPERATIONS


Director, Ballpark Operations..... Nick Cherniske
 Director, Baseball Operations and Merchandise Ashley Schutt
 Director, Game Entertainment Casey Catherwood
 Manager, Stadium Operations Isaiah Dowdell
 Coordinator, Technical..... Anthony Phinney
 Groundskeeper..... Michael Huie

FINANCE

Controller Brian Coombe
 Senior Accountant..... Elise Schorr
 Receptionist..... Taylor Barham



CHENEY STADIUM





The development of Cheney Stadium as Tacoma's home of Pacific Coast League baseball began in 1957 as a shared idea by area businessmen Ben Cheney and Clay Huntington.

Following a three-year effort by these men, the San Francisco Giants agreed in the fall of 1959 to relocate their Triple-A club from Phoenix to Tacoma contingent upon the city's ability to construct a new stadium in time for the beginning of the 1960 season.

The city council approved the measure, clearing the way for a new stadium. The project took three months and 14 days to complete, cost \$940,00 with Ben Cheney putting up \$100,000 of his own to cover any overruns, and was finished just in time for the ballpark to host the Tacoma Giants first game on April 16, 1960.



Ben Cheney surveying the early stages of the stadium prior to the Tacoma Giants first season in 1960.

Outside of minor upgrades that included clubhouse renovations, the installation of a new playing surface and replacing the stadium's original wooden seats, Cheney Stadium remained largely unchanged for 51 seasons. More than five decades of housing PCL baseball in Tacoma began to take a toll and the house that Ben Cheney built was understandably beginning to show its age.

Following a concerted effort by Tacoma Rainiers ownership, Schlegel Sports Group, and the City of Tacoma, Cheney Stadium's new era officially began on November 24, 2009, when the Tacoma City Council approved a \$28 million private-public bond that would provide the bulk of a \$30 million renovation scheduled to take place during the 2010 offseason. The look of the renovation took shape a few months later when a design/build team led by Mortenson Construction, along with Populous and Tacoma-based Belay Architecture, was approved on March 9, 2010.



Aerial view of the newly-completed Cheney Stadium - nicknamed the "The 100-Day Wonder" due to its brisk construction schedule.

The stadium once dubbed the "100-Day Wonder" in tribute to its brisk construction time was set to undergo an extensive offseason renovation under a schedule equally as ambitious. From the last pitch of the Rainiers final home game of the 2010 season on September 2 until April 1, 2011, Cheney Stadium was to undergo a historic transformation in just a 210-day period.

Over 200 on- and off-site construction jobs were created in Tacoma in order to make Cheney's fast face-lift possible. The aggressive schedule saw Cheney Stadium "top out" - meaning the completion of the overall structure - during the holidays and was ready

CHENEY STADIUM



Cheney Stadium added a 4,000 square foot Summit Club as part of its renovation following the 2010 season.

stadium boasts double the number of concession points of sale and more ADA seating capacity along with better ADA access. Gone are the wooden walls that lined left and right field, replaced by lower, padded, chain-link fences featuring inset bullpens. The Rainiers clubhouse and dugout, formerly located along the first base line, shifted to third base, with visiting teams now residing in the fully renovated first base location.

What did not change are the views fans had grown accustomed to over Cheney Stadium's more than five decades of existence. The ballpark's grandstand is still the same one constructed prior to 1960 that features a steep pitch that makes every seat in the house a great one.

The 29-foot tall "batter's eye" continues to serve as a centerfield landmark, taunting batters at a distant 425 feet from home plate. (Shin Soo Choo and A.J. Zapp remain the only batters to hit a homer over the "Blue Monster.") And the Simpson-Kraft Hall of Fame remains untouched, a tribute to Ben Cheney and the Tacoma names who helped to make Cheney Stadium the iconic venue it is today.

In its inaugural season in 2011, the new Cheney Stadium was greeted with a reception more than worthy of all the hard work. The Rainiers hosted 18 sell-out games, a then franchise-record 378,518 fans flocked to the renovated ballpark to see top prospects establish themselves as Major League talents. The turn out by the people of Tacoma further confirmed Cheney Stadium's transition from a beautiful building to an iconic Pacific Northwest ballpark.

for occupation by the club's April 1 deadline.

The renovated Cheney Stadium now incorporates more than 90,000 pounds of steel spanning across more than 96,000 square feet. The roof is comprised of Douglas Fir glu-lam beams, the largest of which weigh over 7,000 lbs.

The ballpark's wooden exterior, extending up to 75 feet at its peak, is indicative of a ballpark that was built to be geographically relevant. Every addition was constructed using only local materials, built with Tacoma and the Pacific Northwest in mind.

Cheney now features amenities that include 16 luxury suites, a 4,000 square foot Summit Club and restaurant, club seats that are closer than any other seat in any other baseball park across the nation, and a grass berm located along right field. The



The Rainiers added the "R" Yard party deck beyond the left field wall in June of 2014. It is the first outfield viewing experience in stadium history.

CHENEY STADIUM FIRSTS

First Rainout.....	April 14, 1960
First Game.....	April 16, 1960 (game one of day/night double header)
Result, First Game.....	Portland Beavers 7, Tacoma Giants 2
Attendance, First Game.....	6,612
First Tacoma Win.....	April 16, 1960 – game two (Tacoma 11, Portland 0)
Ceremonial First Pitch.....	Ben Hanson, Mayor of Tacoma
First Pitcher.....	Eddie Fisher, Tacoma, April 16 vs. Portland
First Batter.....	Clem Moore, Portland (fouled out to RF Bob Perry)
First Hit.....	George Freeze, Portland, April 16 – 1st inning, game one (single)
First Tacoma Hit.....	Danny O'Connell, Tacoma, April 16 – 1st inning, game one (single)
First Run Scored.....	Eddie Fisher, Tacoma, April 16 – 3rd inning, game one
First Run Batted In.....	Matty Alou, Tacoma, April 16 – 3rd inning, game one
First Double.....	Nippy Jones, Portland – April 16 – 8th inning, game one
First Triple.....	Tom Haller, Tacoma – April 16 – 1st inning, game two
First Home Run.....	Matty Alou, Tacoma, April 16 – 3rd inning, game one (2-run HR)
First Grand Slam.....	Frank Reveira, Tacoma, April 27 – 5th inning
First Pinch-Hit Home Run.....	Frank Reveira, Tacoma, April 27 – 5th inning
First to Hit for Cycle.....	Bill Hain, Tacoma, vs. Spokane August 8, 1961
First Winning Pitcher.....	Lynn Lovenguth, Portland, April 16 – game one
First Losing Pitcher.....	Eddie Fisher, Tacoma, April 16 – game one
First Shutout.....	Juan Marichal, Tacoma, April 16 – game two
First Hit Allowed.....	Eddie Fisher, Tacoma, April 16 – 1st inning, game one
First Home Run Allowed.....	Lynn Lovenguth, Portland, April 16 – 3rd inning, game one (Alou)
First Strikeout.....	Eddie Fisher struck out Jim Greengrass, April 16 – 1st inning, game one
First Walk.....	Eddie Fisher walked Bill Causion, April 16 – 1st inning, game one
First Stolen Base.....	Matty Alou, Tacoma, April 16 – 6th inning, game two
First Error.....	Tom Haller, Tacoma catcher, April 16 – 1st inning, game one
First Grounded Into DP.....	Benny Valenzuela, Tacoma, April 16 – 4th inning, game one

FRONT OFFICE

CHENEY STADIUM

COACHES/STAFF

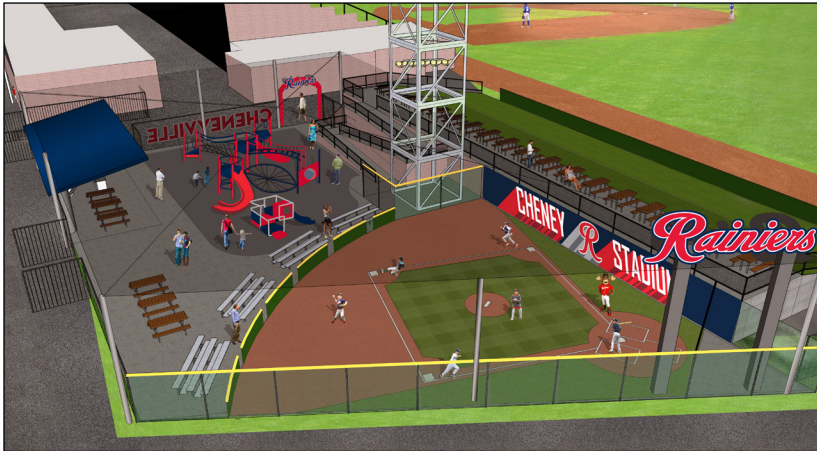
2016 RAINIERS

2015 SEASON REVIEW

OPPONENTS

HISTORY & RECORDS

MEDIA & MISC.



The Rainiers will debut their brand-new, 9,670-square-foot play area at the beginning of the 2016 season. Nestled behind the grass berm in right field, the area includes a state-of-the-art playground and a regulation-sized Wiffle ball field.

Rainiers Reveal All-New Kids Play Area At Cheney Stadium

The Tacoma Rainiers, in partnership with the Ben B. Cheney Foundation and Metro Parks Tacoma, announced plans for an all-new kid's play area to be built at Cheney Stadium.

The 9,670-square-foot play area is tucked behind the grass berm located along the first base side of the ballpark and will feature both a state-of-the-art playground and a regulation-sized Wiffle ball field.

"The ownership group of the Tacoma Rainiers is thrilled to work with our friends at the Cheney Foundation, Metro Parks and the City of Tacoma to further enhance Cheney Stadium as a place for residents of Tacoma and the entire South Sound to congregate, recreate, and enjoy baseball and other events," Tacoma Rainiers CEO Mikal Thomsen said.

"Since buying the team in 2011, our goal has been to create a great and constantly improving experience for our fans and the entire community. The play area is something we have talked about for a couple of years. It's great to see that vision now turning into reality"

Along with funding provided by Rainiers ownership, additional support for the project was supplied by the Cheney Foundation and Metro Parks. The partnership represents a shared desire among the organizations to strengthen opportunities for youth within the Tacoma community.

"The Cheney Foundation loves baseball, kids and our community," Cheney Foundation President Brad Cheney said. "We believe that Cheney Stadium should be a place for families and fans of all ages. The partnership between the Foundation, the Rainiers and Metro Parks will give our youngest baseball fans a place to call their own while visiting the park."

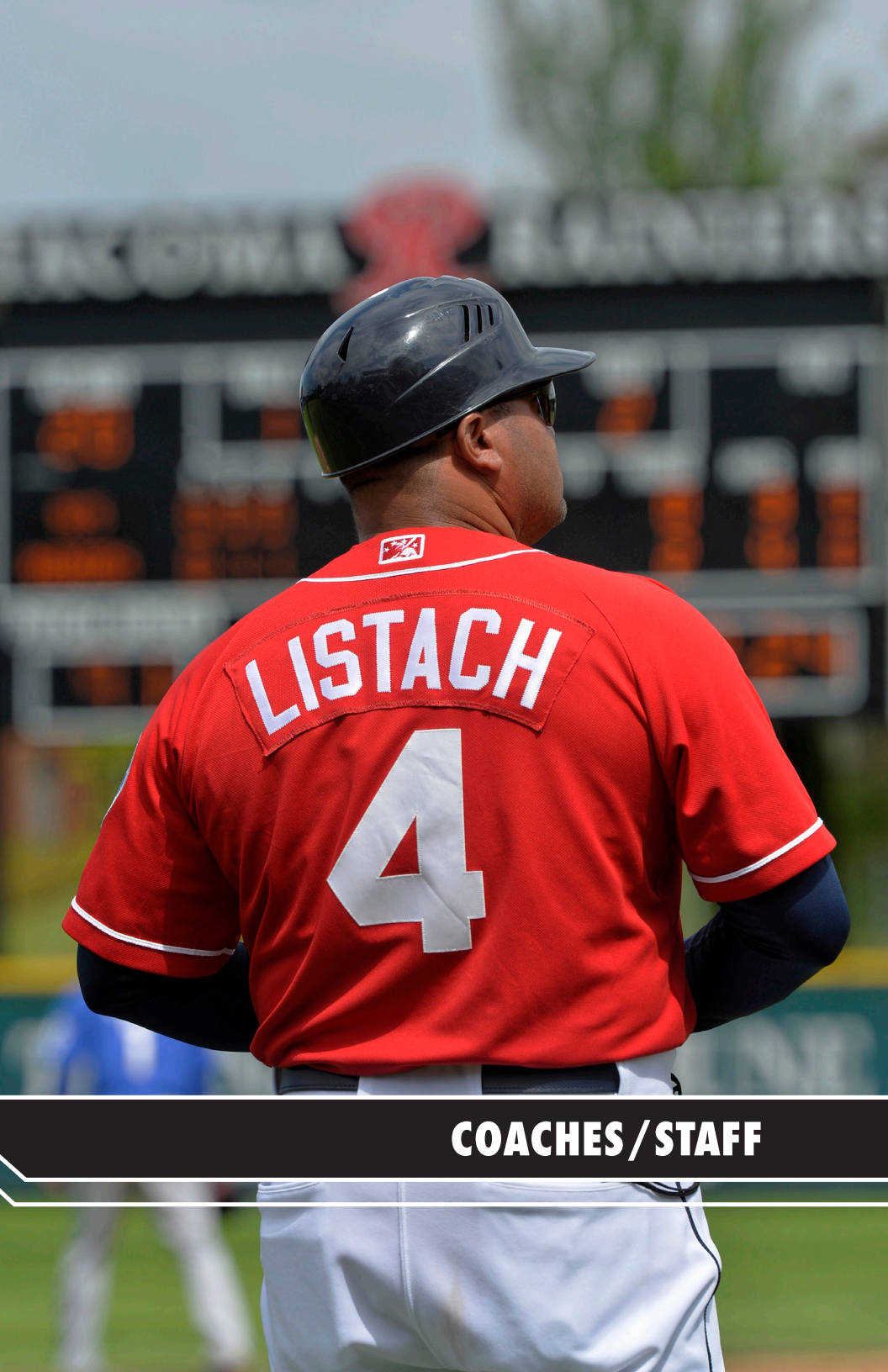
"This playground and Wiffle ball field are going to provide a great resource for the thousands of families that visit Heidelberg Park each year," Metro Parks Tacoma Board President Tim Reid said. "This is another example of the great partnerships and collaboration that defines Tacoma as a great place to raise kids."

The area's playground division incorporates play equipment for children aged two to five years old, as well as innovative climbing, movement, and flexibility-based structures for children aged five to twelve years old. All elements of both the playground and Wiffle ball field were built by Korsmo Construction.

"Korsmo Construction is proud to partner with the Tacoma Rainiers, City of Tacoma, Metro Parks and the Cheney Foundation to design and build the new Kids Zone Playground at Cheney Stadium," Korsmo Construction President John Korsmo, Jr. said. "The new playground equipment and Wiffle ball field will be a great addition to our community's public play spaces. All of us at Korsmo are excited about our continuing partnership with the Rainiers organization and look forward to supporting the club for years to come."

The new play area will be available throughout the year, both during the season and offseason, accessible to all members of the Tacoma community.

"Physically active children are happier, healthier and do better in school. Improving the health of our residents (including our kids) is a top priority of the City of Tacoma," Mayor Marilyn Strickland said. "I am glad to have a partner in the Tacoma Rainiers and look forward to activating the play area next season."



LISTACH

4

COACHES / STAFF



PAT LISTACH

BORN: 09/12/1967 - NATCHITOCHEs, LA
RESIDES: SPRING, TX
NAMED MANAGER: JANUARY 12, 2015 (2ND SEASON)

MANAGER

BATTED: RIGHT
THREW: RIGHT

LISTACH'S CAREER SUMMARY

COACHING CAREER HIGHLIGHTS:

- Entering his second season in the Mariners organization...second stint as a manager in the Pacific Coast League.
- Began professional coaching career in the Chicago Cubs organization in 2000 serving as the hitting coach for Single-A Lansing...served as the hitting coach for Triple-A Iowa for five years from 2001-05.
- Made managerial debut with Triple-A Iowa in 2002...managed Double-A West Tennessee Diamond Jaxx in 2006, Double-A Tennessee Smokies in 2007, and Iowa in 2008.
- Named PCL Manager of the Year while with the Iowa Cubs in 2008...led team to an 83-59 record and a playoff berth.
- Led 2008 Iowa Cubs squad to a first place finish in the PCL American North division...team hit .294 (1412x4797), the third best mark in the league.
- Made MLB coaching debut with the Washington Nationals in 2009, serving as their third-base coach for two seasons.
- Returned to the Chicago organization in 2011 as the Cubs bench coach...became third-base coach in 2012.
- Served as the minor league infield coordinator for the Los Angeles Dodgers system during the 2013 season.
- Hired as the first-base coach for the Houston Astros for the 2014 season.

PLAYING CAREER HIGHLIGHTS:

- Originally drafted by the Mariners in the 23rd round (578 ovr.) of the 1987 draft out of McLennan College.
- Drafted by the Milwaukee Brewers in the fifth round of the 1988 draft (133 ovr.) out of Arizona State University.
- Named 1992 American League Rookie of the Year after hitting .290/.352/.349 in 579 AB (168x579) with 19 2B, 6 3B, HR, 47 RBI, 54 SB, and 55 BB.

LISTACH'S CAREER MANAGERIAL RECORD

YEAR	TEAM	LEAGUE	REC.	PCT.	FINISH	ORGANIZATION
2002	Iowa	Pacific Coast League	27-28	.491	--	Chicago Cubs
2006	West Tennessee	Southern League	75-65	.536	2nd	Chicago Cubs
2007	West Tennessee	Southern League	73-65	.529	2nd	Chicago Cubs
2008	Iowa	Pacific Coast League	83-59	.585	1st	Chicago Cubs
2015	Tacoma	Pacific Coast League	68-76	.472	4th	Seattle Mariners
Career Totals			326-293	.529		

LISTACH'S CAREER PLAYING RECORD

Year	Team	LG	AVG	G	AB	R	H	2B	3B	HR	RBI	BB	SO	SB	CS	OBP	SLG	SF	SAC	HP
1988	Beloit	MIDW	.240	53	200	40	48	5	1	1	18	18	20	9	.319	.290	2	4	6	
1989	Stockton	CALL	.229	132	480	73	110	11	4	2	34	58	106	37	19	.317	.281	1	7	4
1990	Stockton	CALL	.272	139	503	116	137	21	6	2	39	105	122	78	28	.403	.350	1	3	6
1991	El Paso	TL	.253	49	186	40	47	5	2	0	13	25	56	14	2	.356	.301	0	2	5
	Denver	AA	.252	89	286	51	72	10	4	1	31	45	66	23	8	.349	.325	4	3	0
1992	MILWAUKEE	AL	.290	149	579	93	168	19	6	1	47	55	124	54	18	.352	.349	2	12	1
1993	Beloit	MIDW	.250	4	12	2	3	0	0	0	1	1	2	0	0	.357	.250	0	0	1
	MILWAUKEE	AL	.244	98	356	50	87	15	1	3	30	37	70	18	9	.319	.317	2	5	3
1994	New Orleans	AA	.400	2	5	1	2	0	0	0	0	0	0	0	0	.400	.400	0	0	0
	MILWAUKEE	AL	.296	16	54	8	16	3	0	0	2	3	8	2	1	.333	.352	0	0	0
1995	MILWAUKEE	AL	.219	101	334	35	73	8	2	0	25	25	61	13	3	.276	.254	1	7	2
1996	Beloit	MIDW	.400	1	5	2	2	0	0	0	0	0	1	0	0	.400	.400	0	0	0
	MILWAUKEE	AL	.240	87	317	51	76	16	2	1	33	36	51	25	5	.317	.312	2	6	1
1997	Buffalo	AA	.260	25	73	3	19	1	1	0	2	12	10	6	3	.375	.301	1	0	2
	HOUSTON	NL	.182	52	132	13	24	2	2	0	6	11	24	4	2	.247	.227	2	5	1
1998	Buffalo	IL	.216	33	102	23	22	3	2	0	11	9	22	3	1	.292	.284	0	0	2
	Scranton	IL	.221	55	204	27	45	5	2	1	12	23	47	14	4	.306	.279	0	4	2
Major League Totals			.251	503	1772	250	444	63	13	5	143	167	338	116	38	.316	.309	9	35	8
Minor League Totals			.247	582	2056	378	507	61	22	7	161	296	452	197	74	.348	.308	9	23	28

FRONT OFFICE

CHENEY STADIUM

COACHES / STAFF

2016 RAINIERS

2015 SEASON REVIEW

OPPONENTS

HISTORY & RECORDS

MEDIA & MISC.



LANCE PAINTER

BORN: 07/21/1967 - BEDFORD, UNITED KINGDOM
RESIDES: GILBERT, AZ
WITH TACOMA: FIRST SEASON (2016)

PITCHING COACH

BATTED:
LEFT

THREW:
LEFT

PAINTER'S CAREER SUMMARY

COACHING CAREER HIGHLIGHTS:

- Entering 11th season coaching in the Seattle organization...served as the pitching coach for Single-A Wisconsin (2006-07), Advanced-A High Desert (2008, 2013), Single-A Clinton (2009), and Double-A Jackson (2010-12, 2014-15).
- Served as pitching coach for the Great Britain national team during the 2005 European Baseball Championships...GB finished seventh.

PLAYING CAREER HIGHLIGHTS:

- Played professionally for 13 years, including 10 season in the Major Leagues.
- Logged time in the Majors with Colorado (1993-96), St. Louis (1997-99, 2003), Milwaukee (2001), and Toronto (2000-01).
- Made appearances in 314 ML games, posting a 25-18 record and a 5.24 ERA (262ERx450.0IP).

PERSONAL:

- Wife, Kelly...daughters, Jordan and Madison...son, Jake.
- Attended the University of Wisconsin.
- Born in England and became naturalized U.S. citizen in 1994.
- Selected by San Diego in the 15th round of the 1990 draft.

PAINTER'S CAREER PITCHING RECORD

Year	Team	LG	W-L	ERA	G	GS	CG	SHO	SV	IP	H	R	ER	HR	HB	BB	SO	WP	BK
1990	Spokane	NORW	7-3	1.51	23	1	0	0	3	71.2	45	18	12	4	2	15	104	3	3
1991	Waterloo	MIDW	14-8	2.30	28	28	7	4	0	200.0	162	64	51	14	2	57	201	3	1
1992	Wichita	TL	10-5	3.53	27	27	1	1	0	163.1	138	74	64	11	10	55	137	6	3
1993	Col. Springs	PCL	9-7	4.30	23	22	4	1	0	138.0	165	90	66	10	5	44	91	6	2
	COLORADO	NL	2-2	6.00	10	6	1	0	0	39.0	52	26	26	5	0	9	16	2	0
1994	Col. Springs	PCL	4-3	4.79	13	13	1	0	0	71.1	83	42	38	5	5	28	59	3	0
	COLORADO	NL	4-6	6.11	15	14	0	0	0	73.2	91	51	50	9	1	26	41	3	1
1995	Col. Springs	PCL	0-3	5.96	11	4	0	0	0	25.2	32	20	17	3	1	11	12	0	1
	COLORADO	NL	3-0	4.37	33	1	0	0	1	45.1	55	23	22	9	2	10	36	4	1
1996	COLORADO	NL	4-2	5.86	34	1	0	0	0	50.2	56	37	33	12	3	25	48	1	0
1997	Louisville	AA	1-0	5.23	18	2	0	0	0	20.2	18	14	12	2	1	4	22	0	1
	ST. LOUIS	NL	1-1	4.76	14	0	0	0	0	17.0	13	9	9	1	0	8	11	0	0
1998	ST. LOUIS	NL	4-0	3.99	65	0	0	0	1	47.1	42	24	21	5	4	28	39	2	0
1999	Arkansas	TL	0-0	0.00	1	1	0	0	0	2.0	1	0	0	0	0	0	4	0	0
	ST. LOUIS	NL	4-5	4.83	56	4	0	0	1	63.1	63	37	34	6	2	25	56	4	0
2000	Dunedin	FLOR	0-0	0.00	1	1	0	0	0	1.0	0	0	0	0	0	0	0	0	0
	TORONTO	AL	2-0	4.72	42	2	0	0	0	66.2	69	37	35	9	2	22	53	4	0
2001	Dunedin	FLOR	1-1	0.96	5	1	0	0	0	9.1	10	1	1	0	0	1	10	1	0
	Indianapolis	IL	0-0	5.00	8	0	0	0	0	9.0	10	5	5	3	0	6	7	0	0
	TORONTO	AL	0-1	7.85	10	0	0	0	0	18.1	27	17	16	4	1	11	14	0	0
	MILWAUKEE	NL	1-0	4.22	13	0	0	0	0	10.2	11	5	5	3	0	7	6	0	0
2003	Palm Beach	FLOR	0-0	0.00	1	1	0	0	0	1.0	0	0	0	0	0	0	1	0	0
	Memphis	PCL	0-0	0.00	3	0	0	0	0	3.0	2	0	0	0	0	0	1	0	0
	ST. LOUIS	NL	0-1	5.50	22	0	0	0	0	18.0	17	12	11	3	0	7	11	0	0
	Major Lg Totals		25-18	5.24	314	28	1	0	3	450.0	496	278	262	66	15	178	331	20	2
	Minor Lg Totals		46-30	3.34	162	101	13	6	3	716.0	666	328	266	52	26	221	649	22	11

FRONT OFFICE

CHENEY STADIUM

COACHES/STAFF

2016 RAINIERS

2015 SEASON REVIEW

OPPONENTS

HISTORY & RECORDS

MEDIA & MISC.



SCOTT BROSIUS

BORN: 08/15/1966 - HILLSBORO, OR
RESIDES: McMinnville, OR
WITH TACOMA: FIRST SEASON (2016)

HITTING COACH

BATTED:
RIGHT

THREW:
RIGHT

BROSIUS' CAREER SUMMARY

COACHING CAREER HIGHLIGHTS:

- Coached at Linfield College for 16 years, including eight seasons as head coach...accumulated a 270-96 (.738) record while leading the Wildcats.
- Led Linfield to one national championship, four regional titles, and five Northwest Conference titles...made the playoffs a total of six times, including three straight seasons from 2013-15.
- Named West Region Coach of the Year in 2013 and 2014...Northwest Conference Coach of the Year five times in 2008, 2010 2011, 2013, and 2014...two-time USA Baseball Coach of the Year.

PLAYING CAREER HIGHLIGHTS:

- Played professionally for 15 years, including 11 seasons in the Major Leagues.
- Spent time in the Majors with Oakland (1991-97) and New York (AL) (1998-2001).
- Compiled a .257 (1001x3889) career ML batting average with 544 R, 200 2B, 141 HR, and 531 RBI over 1,146 games.
- Won three World Series titles while playing for New York (1998, 1999, 2000)...named World Series Most Valuable Player in 1998.
- Played in 1998 All-Star game...received Golden Glove award in 1999.
- Made ML debut with the Athletics on Aug. 7, 1991 against Seattle (2x4, R, HR, RBI).

PERSONAL:

- Wife, Jennifer...daughters, Allison and Megan...son, David.
- Selected by Oakland in the 20th round of the 1987 draft.
- Inducted into the Oregon Sports Hall of Fame in 2005.
- Played collegiately at Linfield College in McMinnville, OR.

BROSIUS' CAREER PLAYING RECORD

Year	Team	LG	AVG	G	AB	R	H	2B	3B	HR	RBI	BB	SO	SB	CS	OBP	SLG	SF	SAC	HP
1987	Medford	NORW	.286	65	255	34	73	18	1	3	49	26	36	5	2	.344	.400	7	1	0
1988	Madison	MIDW	.304	132	504	82	153	28	2	9	58	56	67	13	12	.374	.421	4	4	3
1989	Huntsville	SOUL	.271	128	461	68	125	22	2	7	60	58	62	4	6	.355	.373	6	6	5
1990	Huntsville	SOUL	.296	142	547	94	162	39	2	23	88	81	81	12	3	.382	.501	9	7	1
	Tacoma	PCL	.143	3	7	2	1	0	1	0	0	1	3	0	0	.250	.429	0	0	0
1991	Tacoma	PCL	.286	65	245	28	70	16	3	8	31	18	29	4	2	.337	.473	2	1	2
	OAKLAND	AL	.235	36	68	9	16	5	0	2	4	3	11	3	1	.268	.397	0	1	0
1992	Tacoma	PCL	.237	63	236	29	56	13	0	9	31	23	44	8	5	.303	.407	4	0	1
	OAKLAND	AL	.218	38	87	13	19	2	0	4	13	3	13	3	0	.258	.379	1	0	2
1993	Tacoma	PCL	.297	56	209	38	62	13	2	8	41	21	50	8	5	.367	.493	3	2	4
	OAKLAND	AL	.249	70	213	26	53	10	1	6	25	14	37	6	0	.296	.390	2	3	1
1994	OAKLAND	AL	.238	96	324	31	77	14	1	14	49	24	57	2	6	.289	.417	6	4	2
1995	OAKLAND	AL	.262	123	389	69	102	19	2	17	46	41	67	4	2	.342	.452	4	1	8
1996	Edmonton	PCL	.625	3	8	5	5	1	0	0	3	1	0	0	0	.727	.750	0	0	0
	OAKLAND	AL	.304	114	428	73	130	25	0	22	71	59	85	7	2	.393	.516	5	1	7
1997	Modesto	CALL	.333	2	3	1	1	0	0	0	1	1	0	0	0	.500	.333	1	0	1
	OAKLAND	AL	.203	129	479	59	97	20	1	11	41	34	102	9	4	.259	.317	4	5	4
1998	NEW YORK	AL	.300	152	530	86	159	34	0	19	98	52	97	11	8	.371	.472	3	8	10
1999	Tampa	FLOR	.333	1	3	0	1	0	0	0	0	0	0	0	0	.333	.333	0	0	0
	NEW YORK	AL	.247	133	473	64	117	26	1	17	71	39	74	9	3	.307	.414	9	2	6
2000	Tampa	FLOR	.250	2	4	0	1	0	0	0	1	0	0	0	0	.400	.250	0	0	0
	NEW YORK	AL	.230	135	470	57	108	20	0	16	64	45	73	0	3	.299	.374	2	0	2
2001	NEW YORK	AL	.287	120	428	57	123	25	2	13	49	34	83	3	1	.343	.446	5	6	5
Major Lg Totals			.257	1146	3889	544	1001	200	8	141	531	348	699	57	30	.323	.422	41	31	47
Minor Lg Totals			.286	662	2482	381	710	150	13	67	359	289	373	54	35	.360	.438	36	21	17

FRONT OFFICE

CHENEY STADIUM

COACHES / STAFF

2016 RAINIERS

2015 SEASON REVIEW

OPPONENTS

HISTORY & RECORDS

MEDIA & MISC.



2016 TACOMA RAINIERS



MATT ANDERSON

BORN: 11/18/1991 IN COLORADO SPRINGS, CO
RESIDES: CLAREMONT, CA

RHP

ACQUIRED: SIGNED AS A NON-DRAFTED FREE AGENT ON AUG. 3, 2012.

HEIGHT:	WEIGHT:	BATS:	THROWS:	AGE:
6' 1"	210	RIGHT	RIGHT	24

AS OF OPENING DAY 2014

ANDERSON'S CAREER SUMMARY

2015:

- Spent majority of the season with Double-A Jackson, posting a 3.90 ERA (29ERx67.0IP) and a 3-5 record in 44 relief appearances (1 GS) with a team-best 10 saves.
- Ranked in the top five qualified relievers in the Southern League in opponent batting average (third, .239/60x251), strikeouts per nine ratio (fifth, 8.49), walks per nine ratio (first, 2.64), and baserunners per nine ratio (third, 11.97).
- Converted 10 of 16 save opportunities with a 4.57 ERA (11ERx21.2IP).
- Held opponents scoreless in 25 of 44 appearances and did not allow an earned run in 27 of 44 appearances...did not allow an earned run in first five appearances of the season (spanning 7.2 IP).
- Held left-handed hitters to a .184 (21x114) batting average...right-handed hitters batted .291 (43x148).
- Made lone start of the season on July 18 at Mobile (2.1,4,2,2,1,2).
- Posted a 2.20 ERA (4ERx16.1IP) through 11 appearances in May.
- Earned first career Triple-A promotion on Sept. 1...made three relief appearances for Tacoma, posing an 11.25 ERA (6ERx4.0IP).

2014:

- Split the season between Double-A Jackson (13 GS) and Advanced-A High Desert (14 G, 7 GS)...combined to go 6-8 with a 4.91 ERA (64ERx117.1IP) and one save.
- Began the season with High Desert, going 3-2 with a 5.23 ERA (19ERx32.2IP) in seven starts.
- Moved to Jackson on May 10...made 13 starts for the Generals, posting a 5.16 ERA (38ERx66.1IP) with a 3-5 record.
- Spent time on the disabled list with a back muscle strain from Aug. 2-8.
- Returned to High Desert on Aug. 8, where he moved to the bullpen...made seven relief appearances to close out the season, going 0-1 with one save and a 3.44 ERA (7ERx18.1IP).
- Combined to hold left-handed hitters to a .251 (51x203) batting average...right-handed hitters batted .295 (76x258).
- Pitched a season-high 8.0 innings on July 3 against Mobile (8.0,8,3,3,1,9,HR)...nine strikeouts are a single-game career high.
- Made nine relief appearances for the Surprise Saguaros in the Arizona Fall League...went 0-1 with a 10.80 ERA (16ERx13.1IP).

2013:

- Split season between Single-A Clinton (16 GS) and Advanced-A High Desert (10 GS)...combined to go 6-10 with a 4.61 ERA (70ERx136.2IP).
- Began season with Clinton, posting a 4-6 record with a 3.86 ERA (37ERx86.1IP) in 16 starts.
- Made nine starts of 6.0+ IP with Clinton, including eight quality starts (6.0+ IP, fewer than 3 ER allowed).
- Went 2-1 with a 1.76 ERA over final seven starts with Lumber Kings...opponents hit .227 (36x158) over that span.
- Accumulated a 2-1 record with a 1.86 ERA (6ERx29.0IP) in five June starts.
- Promoted to High Desert on July 11, went 2-4 with a 5.90 ERA (33ERx50.1IP) in 10 starts.
- Combined to hold left-handed hitters to a .235 (55x234) batting average...right-handed hitters batters .244 (71x291).

2012:

- Spent first professional season with AZL Mariners (6 G)...posted a 2-0 record with a 0.00 ERA (0ERx8.2IP) in six relief appearances.
- Surrendered only two hits to opposing batters, posting a .074 opponent batting average (2x27).
- Made professional debut in relief on Aug. 11 at AZL Giants (1.0,1,0,0,0,3).
- Recorded first professional win on Aug. 21 against the AZL Cubs (1.2,1,0,0,1,2).

Personal:

- Matthew Mark Anderson.
- Originally selected by the Florida Marlins in the 4first round of the 2011 draft, but did not sign.
- Graduated from Claremont (CA) High School in June of 2008.
- Graduated from Chaffey College (Rancho Cucamonga, CA) in 2011...named Foothill Conference MVP as a freshman in 2010 at Chaffey College....attended Long Beach State in 2012.

FRONT OFFICE

CHENEY STADIUM

COACHES/STAFF

2016 RAINIERS

2015 SEASON REVIEW

OPPONENTS

HISTORY & RECORDS

MEDIA & MISC.

ANDERSON'S CAREER PITCHING RECORD

Year	Team	LG	W-L	ERA	G	GS	CG	SHO	SV	IP	H	R	ER	HR	HB	BB	SO	WP	BK
2012	AZL Mariners	AZL	2-0	0.00	6	0	0	0	0	8.2	2	0	0	0	0	2	12	1	0
2013	Clinton	MID	4-6	3.86	16	16	0	0	0	86.1	79	41	37	8	2	26	54	5	0
	High Desert	CAL	2-4	5.90	10	10	0	0	0	50.1	47	38	33	8	6	28	43	3	0
2014	Jackson	SOU	3-5	5.16	13	13	0	0	0	66.1	80	44	38	5	2	14	45	5	0
	High Desert	CAL	3-3	4.59	14	7	0	0	1	51.0	47	26	26	4	1	19	46	1	0
2015	Jackson	SOU	3-5	3.90	44	1	0	0	10	67.0	64	35	29	5	4	23	63	9	0
	Tacoma	PCL	0-0	11.25	3	0	0	0	0	4.0	4	5	5	1	0	2	4	0	0
Minor Lg Totals			17-23	4.53	106	47	0	0	11	333.2	323	189	168	31	15	114	267	24	0

TACOMA MANAGERS (1960-PRESENT)

YEAR	MANAGER	TEAM	W-L	PCT.
1978	Mike Ferraro	Yankees	80-57	.584
1960-1962	Red Davis	Giants	259-203	.561
1981-1982, 1984	Ed Nottle	Tigers	231-191	.547
1971	Jim Marshall	Cubs	78-65	.545
2001-2005	Dan Rohn	Rainiers	375-340	.524
1974-1976	Cal Ermer	Twins	224-204	.523
1977	Tom Kelly	Twins	28-26	.519
1996-2000	Dave Myers	Rainiers	366-343	.516
2014	Roy Howell	Rainiers	74-70	.514
2006	Dave Brundage	Rainiers	74-70	.514
1965	Bill Werle	Giants	75-72	.510
2013	John Stearns	Rainiers	59-58	.504
1985-1987	Keith Leippman	Tigers	216-213	.503
2007-2013	Daren Brown	Rainiers	433-429	.502
1979-1980	Gene Dusan	Tugs/Tigers	148-147	.502
1963	Andy Gilbert	Giants	79-79	.500
1988-1990	Brad Fischer	Tigers	214-215	.499
2015-Present	Pat Listach	Rainiers	68-76	.472
1995	Steve Smith	Rainiers	68-76	.472
1964	Charlie Fox	Giants	73-82	.471
2010	Jose Castro	Rainiers	13-15	.464
1991	Jeff Newman	Tigers	63-73	.463
1967-1970	Whitey Lockman	Cubs	269-316	.460
1983	Bob Didier	Tigers	65-77	.458
1973	Kerby Ferrell	Twins	65-79	.451
1977	Del Wilbur	Twins	40-49	.449
1972	Harry Warner	Twins	65-83	.439
1992-1993	Bob Boone	Tigers	125-161	.437
1994	Casey Parsons	Tigers	61-81	.430
1966	Les Peden	Cubs	63-85	.426

FRONT OFFICE

CHENEY STADIUM

COACHES/STAFF

2016 RAINIERS

2015 SEASON REVIEW

OPPONENTS

HISTORY & RECORDS

MEDIA & MISC.



JONATHAN ARO

RHP

BORN: 10/10/1990 IN LA VEGA, DR
RESIDES: LA VEGA, DR

ACQUIRED: IN A TRADE WITH BOSTON ALONG WITH TEAMMATE WADE MILEY (LHP) IN EXCHANGE FOR CARSON SMITH (RHP) AND ROENIS ELIAS (LHP) ON DEC. 7, 2015.

HEIGHT:	WEIGHT:	BATS:	THROWS:	AGE:
6' 0"	235	RIGHT	RIGHT	25

AS OF OPENING DAY 2016

ARO'S CAREER SUMMARY

2015:

- Spent majority of the season with Triple-A Pawtucket (26 G)...also spent time with Double-A Portland (8 G) and Boston (6 G)...combined to go 3-4 with a 3.52 ERA (33ERx84.1IP) and two saves.
- Began the year with Portland, going 3-2 with a 2.82 ERA (7ERx22.1IP) through eight relief appearances.
- Recorded a season-high six strikeouts in a 3.0-inning appearance against New Britain on April 15 (3.0,2,1,1,2,6).
- Promoted to Triple-A Pawtucket on May 14...made a total of 26 relief appearances for Pawtucket between four separate stints...posted a 0-1 record with a 3.14 ERA (18ERx51.2IP) and two saves.
- Held opponents scoreless in 17-of-26 appearances with Pawtucket, including 13 outings of 2.0+ IP.
- Limited right-handed hitters in the International League to a .212 (25x118) batting average...left-handed hitters batted .247 (18x73).
- Recorded nine consecutive scoreless outings (20.1 IP) with Pawtucket between May 21 - July 4...held opposing hitters to a .145 (10x69) batting average while striking out 28 and issuing three walks during the streak.
- Earned first Major League promotion on June 25 and made first ML appearance that same day against Baltimore (1.1,4,1,1,0,2).
- Made a total of six relief appearances for Boston across four stints...combined to go 0-1 with a 6.97 ERA (8ERx10.1IP).

2014:

- Split season between Single-A Greenville (25 G) and Advanced-A Salem (7 G, 1 GS)...combined to post a 3-3 record with a 2.16 ERA (21ERx87.1IP) and eight saves.
- Opened the season with Greenville, posting a 1-3 record with a 2.27 ERA (17ERx67.1IP) and seven saves across 25 relief appearances.
- Named a South Atlantic League Mid-Season All-Star while with Greenville...posted a 1.76 ERA (8ERx41.0IP) in the first half.
- Recorded a 0.42 ERA (1 ERx21.1IP) through six appearances in May.
- Held opponents scoreless in 15-of-25 appearances...allowed more than two earned runs just once, on July 19 against Asheville (4.0,5,6,5,3,0).
- Promoted to Salem on July 29...posted a 2-0 record and a 1.80 ERA (4ERx20.0IP) across seven appearances (one start) in Pawtucket.
- Made only start of the season Aug. 30 at Wilmington (5.0,3,0,0,2,6).
- Combined to hold opposing hitters to a .203 (64x315) batting average.
- Ranked second among Boston minor leaguers with a 2.16 season ERA (minimum 80.0 IP).

2013:

- Spent entire season with short-season Lowell...notched a career-best five wins with a 2.14 ERA (13ERx54.2IP) with three saves in 15 appearances (one start).
- Went 3-0 with three saves and a 1.66 ERA (4ERx21.2IP) across six consecutive relief appearances from July 30 - Aug. 27.
- Made one start on July 2 against Connecticut (5.2,2,1,0,1,2).
- Held opposing hitters to a .222 (44x198) batting average...right-handed hitters batted .180 (18x100) while lefties hit .265 (26x98).
- Finished ranked fourth on the Spinners with 49 strikeouts, tied for first with 15 appearances, and fifth with 54.2 IP.

2012:

- Played entire year with GCL Red Sox (11 G, 4 GS), posting a 3-4 record with a 4.66 ERA (20ERx38.2IP).
- Tossed 5.0 innings in three outings (one start), earning the win in each...posted a 1.20 ERA (2ERx15.0IP) in those games.
- Allowed opposing hitters to bat .294 (45x153)...left-handed batters hit .278 (15x54), while righties hit .303 (30x99).

2011:

- Played first professional season with DSL Red Sox (9 G, 6 GS)...posted a 2-2 record with a 3.06 ERA (16ERx47.0IP).

FRONT OFFICE

CHENEY STADIUM

COACHES/STAFF

2016 RAINIERS

2015 SEASON REVIEW

OPPONENTS

HISTORY & RECORDS

MEDIA & MISC.

ARO (CONTINUED)

2011 (continued):

- Made professional debut on June 26 at DSL Dodgers (4.0,4,3,3,0,5,HR).
- Pitched a season-high 6.2 innings on Aug. 3 at DSL Dodgers (6.2,2,2,1,1,6).
- Recorded an 0-1 record and a 7.30 ERA (10ERx12.1IP) in as a reliever...went 2-1 with a 1.56 ERA (6ERx34.2IP) as a starter.

Personal:

- Jonathan Arturo Aro (AH-ro).
- Signed by Red Sox as non-drafted free agent, June 6, 2011.

ARO'S CAREER PITCHING RECORD

Year	Team	LG	W-L	ERA	G	GS	CG	SHO	SV	IP	H	R	ER	HR	HB	BB	SO	WP	BK
2011	DSL Red Sox	DSL	2-2	3.06	9	6	0	0	0	47.0	41	22	16	1	6	4	38	2	0
2012	GCL Red Sox	GCL	3-4	4.66	11	4	0	0	0	38.2	45	21	20	4	0	9	34	5	0
2013	Lowell	NYP	5-3	2.14	15	1	0	0	3	54.2	44	17	13	2	2	12	49	1	0
2014	Greenville	SAL	1-3	2.27	25	0	0	0	7	67.1	52	27	17	3	2	22	74	2	0
	Salem	CAR	2-0	1.80	7	1	0	0	1	20.0	12	6	4	1	1	7	24	1	0
2015	Portland	EAS	3-2	2.82	8	0	0	0	0	22.1	15	12	7	0	1	8	19	0	0
	Pawtucket	INT	0-1	3.14	26	0	0	0	2	51.2	43	18	18	2	4	10	53	0	0
	BOSTON	AL	0-1	6.97	6	0	0	0	0	10.1	15	8	8	2	0	4	8	0	0
Minor Lg Totals			16-15	2.83	101	12	0	0	13	301.2	252	123	95	13	16	72	291	11	0
Major Lg Totals			0-1	6.97	6	0	0	0	0	10.1	15	8	8	2	0	4	8	0	0



STEVE BARON

C

BORN: 12/07/1990 IN MIAMI, FL
RESIDES: MIAMI, FL

ACQUIRED: SELECTED IN THE FIRST ROUND (33RD OVERALL) OF THE 2009 DRAFT.

HEIGHT:	WEIGHT:	BATS:	THROWS:	AGE:
6' 0"	205	RIGHT	RIGHT	25

AS OF OPENING DAY 2014

BARON'S CAREER SUMMARY

2015:

- Divided season between Double-A Jackson (35 G), Tacoma (53 G), and Seattle (4 G)...combined to hit .255 (77x306) with 44 R, 17 2B, 1 3B, 3 HR, 33 RBI, 30 BB, and 7 SB.
- Began the year with Jackson, hitting .243 (26x107) with 17 R, 5 2B, 1 3B, 13 RBI, 20 BB, and 3 SB.
- Promoted to Tacoma on June 4, hit .277 (51x184) with 27 R, 12 2B, 3 HR, 20 RBI, 10 BB, and 4 SB with the Rainiers.
- Produced a season-high eight game hitting streak from June 30 – July 10...hit .600 (12x20) with 7 R, 3 2B, HR, and 8 RBI during the streak.
- Hit .314 (27x86) with 15 R, 6 2B, 6 RBI in 24 road PCL games...hit .245 (24x98) with 12 R, 6 2B, 3 HR, 14 RBI at home.
- Earned first Major League promotion on Sep. 8...made Major League debut on Sep. 9 against Texas (0x4), catching a one-hit shutout... first Mariners catcher to catch a shutout in his ML debut... first player to catch a one-hitter in his debut since Boston's Russ Gibson (April 14, 1967 at NYY).
- Played in four games with Seattle to close out the season...did not record a hit in 11 AB.
- Combined to throw out 27.0% (54 SB, 20 CS) of base stealers.
- Named best defensive catcher in the Mariners organization by Baseball America prior to 2015 season.

2014:

- Opened season with Advanced-A High Desert Mavericks (39 G)...hit .254/.308/.359 (36x142) with 18 R, 10 2B, 1 3B, 1 HR, 23 RBI, 10 BB, 3 SB.
- Recorded 13 multi-hit games, including one three-hit game on Apr. 4 against Inland Empire.
- Batted .298 (14x47) with RISP with 5 2B, 21 RBI, 5 BB.
- Threw out 44% of base stealers with High Desert (24 CS, 30 SB).
- Promoted to Double-A Jackson Generals on July 8...in 21 games he hit .275/.342/.362 (19x69) with 5 R, 4 2B, 1 3B, 6 RBI, 7 BB, 1 SB.
- Season-high seven-game hitting streak came Aug. 6-16...went 12x26 (.462) with 2 R, 3 2B, 3 RBI, 1 BB, 1 SB.
- Threw out 50% of base stealers with Jackson (6 CS, 6 SB).
- Strained right hamstring put him on the disabled on Aug. 18, ending his season.

2013:

- Spent entire season with Advanced-A High Desert Mavericks (86 G)...hit .208/.247/.338 (69x331) with 31 R, 18 2B, 5 3B, 5 HR, 47 RBI, 18 BB, 7 SB...tied-career-high mark in doubles, career-high marks in triples, home runs, RBI, and walks.
- Recorded 17 multi-hit games, including four three-hit games...14 multi-RBI games, including five three-RBI games and one four-RBI game on Aug. 9 against Lancaster (3x7 with 2 R, 1 2B, 1 3B).
- Hit .232/.276/.347 (22x95) with RISP with 5 2B, 3 3B, 39 RBI.
- Season-high seven-game hitting streak came Apr. 13-26...went 10x30 (.333) with 4 R, 3 2B, 1 3B, 10 RBI, 2 BB.
- Threw out 41% of base stealers (44 CS, 64 SB).

2012:

- Spent the year with Single-A Clinton Lumber Kings...in 64 games hit .241 (60x249) with 29 R, 18 2B, 2 3B, 4 HR, 30 RBI, 13 BB, 10 SB...career-high mark in stolen bases.
- Recorded season-high hitting streak from June 4-22...hit .486 (17x35) with 5 R, 4 2B, 1 3B, 2 HR, 7 RBI).
- Notched 18 multi-hit games, including one three-hit game and one four-hit game on May 28 at Burlington (4x5, 1 run, 1 2B, 1 HR, 4 RBI)...five multi-RBI games.
- Smacked two doubles in four games.
- Hit .261 (18x69) with RISP with 3 2B, 1 3B, 2 HR, 27 RBI.
- Threw out 48% of base stealers (31 CS, 34 SB).

2011:

- Split time between Single-A Clinton LumberKings (57 G) and Advanced-A High Desert Mavericks (5 G)...combined to hit .196 (42x214) with 20 R, 14 2B, 4 HR, 21 RBI, 18 BB, 6 SB.
- Opened season with Clinton, playing in 57 games and hitting .197 (39x198) with 13 2B, 4 HR, 20 RBI, 17 BB, 6 SB.

FRONT OFFICE

CHENEY STADIUM

COACHES/STAFF

2016 RAINIERS

2015 SEASON REVIEW

OPPONENTS

HISTORY & RECORDS

MEDIA & MISC.

BARON (CONTINUED)

2011 (continued):

- Spent time on the disabled list three times...June 15-24 (right hand contusion)...July 2 – Aug. 21 (left wrist sprain)...Aug. 27 – end of season (right shin infection).
- Combined to throw out 44% of base stealers (40 CS, 50 SB).

2010:

- Split his second season between Single-A Clinton LumberKings (45 G) and Short-Season Everett AquaSox (53 G).
- Began sophomore campaign with Clinton...hit .182 (28x154) with 10 R, 3 2B, 1 HR, 14 RBI, 10 BB, 1 SB.
- Began season hot, hitting .235 (12x51) in April with 2 2B, 1 HR and 9 RBI.
- Threw out 42% of base stealers (27 CS, 37 SB).
- Sent to Everett in June and hit .253 (50x198) with 18 R, 12 2B, 2 3B, 3 HR, 22 RBI, 6 BB, 1 SB.
- Threw out 49% of base stealers (36 CS, 38 SB).
- Named a NWL All-Star for his performance with Everett.
- Played in five playoff games and hit .300 (6x20).

2009:

- Played first professional season with rookie-level Pulaski Mariners...in 30 games, hit .179 (19x106) with 12 R, 6 2B, 2 HR, 13 RBI, 7 BB.
- Made professional debut on July 16 against Burlington...went 0-for-3 with 2 R, 1 RBI, 1 BB.

Personal:

- Steven Phillip Baron.
- Graduated from John A. Ferguson (Miami, FL) High School in 2009.

BARON'S CAREER PLAYING RECORD

Year	Team	LG	AVG	G	AB	R	H	2B	3B	HR	RBI	BB	SO	SB	CS	OBP	SLG	SF	SAC	HP
2009	Pulaski	APP	.179	30	106	12	19	6	0	2	13	7	38	0	0	.241	.292	1	0	2
2010	Clinton	MID	.182	45	154	10	28	3	0	1	14	10	47	1	1	.229	.221	2	1	0
	Everett	NOR	.253	53	198	18	50	12	2	3	22	6	60	1	0	.282	.379	0	3	2
2011	Clinton	MID	.197	57	198	17	39	13	0	4	20	17	49	6	3	.266	.323	1	1	2
	High Desert	CAL	.188	5	16	3	3	1	0	0	1	1	6	0	0	.222	.250	1	1	0
2012	Clinton	MID	.241	64	249	29	60	18	2	4	30	13	49	10	1	.280	.378	4	3	2
2013	High Desert	CAL	.208	86	331	31	69	18	5	5	47	18	93	7	0	.247	.338	3	1	0
2014	High Desert	CAL	.254	39	142	18	36	10	1	1	23	10	27	3	0	.308	.359	4	0	3
	Jackson	SOU	.275	21	69	5	19	4	1	0	6	7	12	1	1	.342	.362	0	0	0
2015	Jackson	SOU	.243	35	107	17	26	5	1	0	13	20	27	3	0	.362	.308	0	1	0
	Tacoma	PCL	.277	53	184	27	51	12	0	3	20	10	38	4	1	.316	.391	1	1	1
	SEATTLE	AL	.000	4	11	0	0	0	0	0	0	0	2	0	0	.000	.000	0	0	0
Minor Lg Totals			.228	488	1754	187	400	102	12	23	209	119	446	36	8	.279	.339	17	12	12
Major Lg Totals			.000	4	11	0	0	0	0	0	0	0	2	0	0	.000	.000	0	0	0



Former first round pick Steve Baron began the 2015 season with Double-A Jackson, moved to Tacoma on June 4, and earned his first career Major League promotion to Seattle on Sep. 8.

FRONT OFFICE

CHENEY STADIUM

COACHES/STAFF

2016 RAINIERS

2015 SEASON REVIEW

OPPONENTS

HISTORY & RECORDS

MEDIA & MISC.



MIKE BAXTER

OF

BORN: 12/07/1984 IN QUEENS, NY
RESIDES: NASHVILLE, TN

ACQUIRED: SIGNED AS A MINOR LEAGUE FREE AGENT ON DEC. 17, 2015.

DRAFTED: SELECTED BY SAN DIEGO IN THE FOURTH ROUND OF THE 2005 DRAFT.

HEIGHT:	WEIGHT:	BATS:	THROWS:	AGE:
6' 0"	205	LEFT	RIGHT	31

AS OF OPENING DAY 2016

BAXTER'S CAREER SUMMARY

2015:

- Split season between Triple-A Iowa (74 G) and Chicago NL (34 G)...combined to hit .272 (76x279) with 37 R, 10 2B, 3 3B, 1 HR, 22 RBI, 46 BB, and 7 SB.
- Began the season with Iowa, hit .279 (62x222) with 31 R, 9 2B, 3 3B, 1 HR, 20 RBI, 39 BB, and 7 SB across four separate stints (Feb. 1-May 19, June 2-3, July 12-29, and July 31-Oct. 14).
- Ranked second on the team with 39 walks in only 269 AB (14.5 BB%)...first place John Andreoli drew 55 walks in 450 PA (12.2 BB%).
- Posted a season-high eight-game hitting streak from Aug. 26 – Sept. 4...hit .313 (10x32) with 4 R, 1 2B, and 3 RBI during the streak.
- Hit .333 (38x114) with 19 R, 5 2B, 2 3B, 10 RBI in PCL road games...batted .222 (24x108) with 12 R, 4 2B, 1 3B, 1 HR, 10 RBI at home.
- Batted .381 (16x42) with 7 R, 3 2B, 3 RBI through 18 games in April.
- Promoted to Chicago (NL) for first time on May 19...spent two stints with the Cubs (May 19-June 2, June 3-July 12)...hit .246 (14x57) with 6 R, 1 2B, 2 RBI while with the club.
- Spent time playing at first base (34 G), left field (19 G), right field (27 G), and designated hitter (7 G) between Chicago (NL) and Iowa.

2014:

- Spent majority of the season with Triple-A Albuquerque (119 G), also played for Los Angeles (NL) (4 G)...combined to hit .284 (119x419) with 72 R, 25 2B, 8 3B, 7 HR, 36 RBI, and 12 SB.
- Finished the season ranked third in the Pacific Coast League with eight triples...ranked third on the Isotopes in hits (119) runs (72) and walks (45), fourth in doubles (25) and total bases (181).
- Hit .387 (29x75) in July, the third best batting average in the PCL that month.
- Posted a .320 (72x225) batting average at home with 51 R, 14 2B, 7 3B, 5 HR, and 25 RBI...hit .251 (47x187) with 21 R, 11 2B, 1 3B, 2 HR, and 11 RBI on the road.
- Recorded five hits (5x5, R, 2 3B) on April 29 against Salt Lake...only five-hit effort of the season for Albuquerque, and one of just 18 in the PCL all season.
- Played in four games for the Dodgers without recording a hit (0x7) to begin the season...outrighted to Albuquerque on Apr. 9, where he spent the remainder of the season.
- Posted a season-high 12-game hitting streak from July 25 – Aug. 7...hit .400 (18x45) with 9 R, 6 2B, 1 HR, and 6 RBI during the streak.
- Reached base safely in 30 consecutive games from July 4 – Aug. 7, the third best on-base streak in the PCL that year...hit .392 (38x97) with 24 R, 8 2B, 1 3B, 2 HR, 12 RBI, and 10 BB during the streak...on-base percentage was .444 during that span.
- Hit .342 (50x146) with 32 R, 14 2B, 3 HR, and 17 RBI after the all-star break...posted a .259 (69x266) batting average in the first half.

2013:

- Divided season between Triple-A Las Vegas (53 G) and New York (NL) (74 G)...combined to hit .248 (79x319) with 52 R, 18 2B, 6 3B, 7 HR, 26 RBI, 41 BB, and 9 SB.
- Began season on June 10 with Las Vegas, hit .289 (54x187) with 38 R, 12 2B, 5 3B, 7 HR, and 22 RBI across two stints with the 51s (June 10-Aug. 3, Aug. 24-Sep. 9).
- Hit .385 (15x39) through 11 games in August, and combined to hit .328 (40x122) in 35 games from July to August.
- Strung together a season-best nine-game hitting streak from July 23 – Aug. 2...hit .400 (12x30) with 5 R, 3 2B, 3B, HR, and 6 RBI during the streak.
- Finished the season ranked second on the 51s with five triples.
- Spent two stints with New York (NL) from Aug. 3-24 and Sep. 9-29...combined to hit .189 (25x132) with 14 R, 6 2B, 1 3B, and 4 RBI.

2012:

- Played the majority of the season with New York (NL) (89 G), but also made brief appearances with Advanced-A St. Lucie (4 G), Double-A Binghamton (3 G), and Triple-A Buffalo (6 G)...combined to hit .276 (63x228) with 30 R, 18 2B, 2 3B, 3 HR, 25 RBI, 29 BB, and 5 SB.

FRONT OFFICE

CHENEY STADIUM

COACHES/STAFF

2016 RAINIERS

2015 SEASON REVIEW

OPPONENTS

HISTORY & RECORDS

MEDIA & MISC.

BAXTER (CONTINUED)

2012 (continued):

- Opened season with the Mets, hitting .263 (47x179) with 26 R, 14 2B, 2 3B, 3 HR, and 17 RBI while primarily playing right field.
- Made running catch in left field in the seventh inning of the Mets June 1 game against St. Louis, preserving starting pitcher Johan Santana's no-hitter.
- Hit .341 (14x41) with 10 R, 8 2B and 6 RBI through 19 games in May.
- Placed on 15-day disabled list on June 3 with a displaced right collarbone...sent on rehab assignments to St. Lucie, Binghamton, and Buffalo...hit a combined .327 (16x49) while on rehab.

2011:

- Split an injury-shortened season between New York (NL) (22 G), Advanced-A Lake Elsinore (11 G), Advanced-A St. Lucie (4 G), and Triple-A Buffalo (18 G)...combined to hit .247 (37x150) with 17 R, 5 2B, 3 3B, 2 HR, 17 RBI, and 1 SB.
- Placed on 60-day disabled list with left thumb injury suffered during spring training.
- Began rehab assignment with Lake Elsinore on July 7...claimed off waivers by New York (NL) on July 22 and was optioned to St. Lucie to continue rehab assignment...sent on rehab assignment to Buffalo on July 26...combined to hit .250 (29x116) while on rehab assignments.
- Recalled by New York on Sep. 6 and finished the season with the Mets...hit .235 (8x34) with 6 R, 2 2B, 1 3B, 1 HR, and 4 RBI while with New York.

2010:

- Spent majority of the season with Triple-A Portland, hitting .301 (145x482) with 89 R, 30 2B, 10 3B, 18 HR, 72 RBI, 58 BB, and 22 SB...career high single-season marks in triples, home runs, and stolen bases... was final season of Portland Beavers franchise.
- Ranked first on the Beavers among qualified batters (2.7 PA/league games) with a .301 (145x482) batting average...finished season ranked first on the club in runs (89), hits (145), doubles (30), triples (10), home runs (18), RBI (72), walks (58), and total bases (249).
- Posted the second most triples (10) in the PCL.
- Hit for the cycle on June 8 at Reno...went 5-for-5 with 2 R, 6 RBI...one of only seven players in the PCL to hit for the cycle in 2010...earned PCL Player of the Week honors for the week of June 7-14.
- Notched a .368 (42x114) batting average through 31 games in August...hit .360 (18x50) in 17 April contests.
- Earned first career Major League promotion on Sep. 6 and made ML debut that same day against Los Angeles (NL)...went 0-for-1 as a pinch hitter.
- Recorded first Major League hit on Sep. 26 against Cincinnati (1x1).
- Named 2010 MiLB.com Organizational All-Star.

2009:

- Played for both Double-A San Antonio (51 G) and Triple-A Portland (82 G)...combined to hit .317 (160x505) with 76 R, 40 2B, 5 3B, 9 HR, 79 RBI, 61 BB, and 14 SB...posted career-best single-season marks in hits, doubles, and RBI.
- Began season with San Antonio and hit .376 (76x202) with 38 R, 23 2B, 1 3B, 4 HR, 45 RBI, 23 BB, and 5 SB through 51 games.
- Named Texas League Player of the Week twice...week of May 18-25 hit .481 (13x27) with 7 R, 2 2B, 9 RBI...week of May 25 - June 1 hit .577 (15x26) with 7 R, 5 2B, 3B, HR, 5 RBI.
- Led Texas League with .426 (49x115) batting average through 28 games in May...recorded 23 R, 1 HR, 26 RBI during the month.
- Named Texas League Mid-Season All-Star.
- Promoted to Portland on June 6...hit .277 (84x303) with 38 R, 17 2B, 4 3B, 5 HR, 34 RBI, 38 BB, and 9 SB through 82 games with the Beavers.

2008:

- Spent majority of the season with Double-A San Antonio (100 G), also spent time with Advanced-A Lake Elsinore (24 G)...combined to hit .264 (110x416) with 54 R, 22 2B, 5 3B, 9 HR, 65 RBI, 49 BB, and 5 SB.
- Opened year with Lake Elsinore, hitting .239 (22x92) with 13 R, 4 2B, 1 3B, 1 HR, 17 RBI in 24 games.
- Promoted to San Antonio in May and hit .272 (88x324) with 41 R, 18 2B, 4 3B, 8 HR, and 48 RBI through 100 games with the Missions.
- Hit .314 (22x70) with 9 R, 3 2B, 2 3B, 2 HR, and 14 RBI through 23 games in June.
- Named to Arizona Fall League All-Prospect Team while playing with Peoria Saguaros.

2007:

- Began and spent majority of season with Advanced-A Lake Elsinore (111 G), spent brief stint with Triple-A Portland (10 G)...combined to hit .271 (121x446) with 75 R, 23 2B, 7 3B, 7 HR, 51 RBI, 45 BB, and 13 SB.
- Hit .294 (58x197) at home while with Lake Elsinore...recorded a .259 (57x220) batting average on the road.
- Promoted to Portland and played in 10 games from July 3-15...hit .207 (6x29) for the Beavers.

2006:

- Played entire season with Single-A Fort Wayne...hit .256 (122x476) with 67 R, 28 2B, 7 3B, 3 HR, 40 RBI, and 13 SB through 117 games with the Wizards.
- Finished season ranked third on the Wizards in runs (67), hits (122) and doubles (28)...led team with seven triples.
- Ranked tied for fifth in the Midwest League with a .337 (35x104) batting average during August...recorded 14 R, 13 2B, 8 RBI during that month.
- Hit a grand slam home run on Apr. 12 at Southwest Michigan (1x5, 2 R, 4 RBI).

2005:

- Began professional career with Single-A Fort Wayne, hitting .219 (40x183) with 11 R, 12 2B, 1 3B, 1 HR, and 17 RBI through 45 games.
- Made professional debut on July 18 at Lancaster (1x3).
- Hit .293 (22x75) through first 18 professional games.

BAXTER (CONTINUED)

Personal:

- Michael Joseph Baxter.
- Wife, Diana...son, Will.
- Graduated from Archbishop Molly (Queens, NY) High School, 2002.
- Attended Columbia University, 2003... transferred to Vanderbilt University and played two years, 2004-2005... teammates with Boston pitcher David Price at Vanderbilt... hit .375 as a junior in 2005 and named team MVP.

BAXTER'S CAREER PLAYING RECORD

Year	Team	LG	AVG	G	AB	R	H	2B	3B	HR	RBI	BB	SO	SB	CS	OBP	SLG	SF	SAC	HP	
2005	Fort Wayne	MID	.219	45	183	11	40	12	1	1	17	12	29	4	1	.267	.311	0	0	0	
2006	Fort Wayne	MID	.256	117	476	67	122	28	7	3	40	31	66	13	5	.304	.363	5	1	4	
2007	Portland	PCL	.207	10	29	1	6	2	1	0	7	1	8	1	0	.233	.345	0	0	0	
	Lake Elsinore	CAL	.276	111	417	74	115	21	6	7	44	44	75	12	6	.346	.405	4	2	3	
2008	Lake Elsinore	CAL	.239	24	92	13	22	4	1	1	17	10	12	3	0	.324	.337	1	0	2	
	San Antonio	TEX	.272	100	324	41	88	18	4	8	48	39	41	2	2	.351	.426	3	2	2	
2009	San Antonio	TEX	.376	51	202	38	76	23	1	4	45	23	42	5	2	.441	.559	2	0	2	
	Portland	PCL	.277	82	303	38	84	17	4	5	34	38	53	9	5	.362	.409	1	0	3	
2010	Portland	PCL	.301	136	482	89	145	30	10	18	72	58	78	22	10	.382	.517	4	0	8	
	SAN DIEGO	NL	.125	9	8	0	1	0	0	0	1	0	2	0	0	.111	.125	1	0	0	
2011	Lake Elsinore	CAL	.278	11	36	5	10	1	0	0	2	9	8	0	1	.413	.306	1	0	0	
	St. Lucie	FSL	.438	4	16	2	7	2	0	0	4	1	2	0	0	.444	.563	1	0	0	
	Buffalo	INT	.188	18	64	4	12	0	2	1	7	5	19	1	0	.257	.297	0	1	1	
	NEW YORK	NL	.235	22	34	6	8	2	1	1	4	5	9	0	0	.350	.441	0	0	1	
2012	St. Lucie	FSL	.267	4	15	1	4	3	0	0	4	1	4	0	0	.353	.467	0	0	1	
	Binghamton	EAS	.300	3	10	1	3	0	0	0	1	1	2	0	0	.385	.300	1	0	1	
	Buffalo	INT	.375	6	24	2	9	1	0	0	3	2	7	0	0	.444	.417	0	0	1	
	NEW YORK	NL	.263	89	179	26	47	14	2	3	17	25	45	5	3	.365	.413	2	0	5	
2013	Las Vegas	PCL	.289	53	187	38	54	12	5	7	22	24	27	4	5	.380	.519	1	0	4	
	NEW YORK	NL	.189	74	132	14	25	6	1	0	4	17	28	5	2	.303	.250	1	0	5	
2014	LOS ANGELES	NL	.000	4	7	0	0	0	0	0	0	1	2	0	0	.125	.000	0	0	0	
	Albuquerque	PCL	.289	119	412	72	119	25	8	7	36	45	87	12	5	.365	.439	3	2	6	
2015	CHICAGO	NL	.246	34	57	6	14	1	0	0	2	7	14	0	0	.348	.263	0	0	2	
	Iowa	PCL	.279	74	222	31	62	9	3	1	20	39	45	7	3	.390	.360	1	0	2	
Minor Lg Totals				.280	968	3494	528	978	208	53	63	423	383	605	95	45	.355	.424	28	8	40
Major Lg Totals				.228	232	417	52	95	23	4	4	28	55	100	10	5	.333	.331	4	0	13

FRONT OFFICE

CHENEY STADIUM

COACHES/STAFF

2016 RAINIERS

2015 SEASON REVIEW

OPPONENTS

HISTORY & RECORDS

MEDIA & MISC.



CHARLES BREWER

RHP

BORN: 04/07/1988 IN PARADISE VALLEY, AZ
RESIDES: SCOTTSDALE, AZ

ACQUIRED: SIGNED AS A FREE AGENT ON FEB. 10, 2016.

DRAFTED: SELECTED BY ARIZONA IN THE 12TH ROUND OF THE 2009 DRAFT.

HEIGHT:	WEIGHT:	BATS:	THROWS:	AGE:
6' 3"	210	RIGHT	RIGHT	28

AS OF OPENING DAY 2016

BREWER'S CAREER SUMMARY

2015:

- Limited to five starts between rookie-level AZL Indians (2 GS) and Double-A Akron (3 GS) due to an undisclosed injury...combined to go 1-1 with a 2.08 ERA (4ERx17.1IP).
- Acquired by Cleveland from Arizona for cash considerations, Nov. 23, 2014.

2014:

- Spent the majority of his final season in the Arizona organization with Triple-A Reno (22 G), but also spent brief stint with Double-A Mobile (7 GS)...combined to go 11-12 with a 4.46 ERA (84ERx169.2IP).
- Began the year with Reno, and finished with an 8-10 record and a 4.99 ERA (70ERx126.1IP) over two stints with the Aces.
- Finished the season ranked first on the Aces in strikeouts (96)...ranked second in games started (22) and innings pitched (126.1).
- Made the start in a combined shutout of Albuquerque on July 28 (8.0,3,0,0,0,5).
- Moved to Mobile on May 21...went 3-2 with a 2.91 ERA (14ERx43.1IP) over seven starts with the BayBears... moved back to Reno on July 2, where he finished the year.
- Struck out a career-high 13 batters on June 9 at Huntsville (6.0,1,0,0,4,13)...named Southern League Pitcher of the Week for June 9-16.
- Went 2-1 with a 1.64 ERA (6ERx33.0IP) over final five starts of the season with Reno.
- Combined to hold opposing batters to a .278 (182x655) batting average...left-handed batters hit .276 (75x272) while righties hit .279 (107x383).
- Posted a 4-3 record with a 3.79 ERA (26ERx61.2IP) in the second half with Reno...went 4-7 with a 6.12 ERA (44ERx64.2IP) in the first half.

2013:

- Made 25 appearances (22 starts) for Triple-A Reno, also made four relief appearances for Arizona...combined to go 5-12 with a 4.82 ERA (78ERx145.2IP).
- Began the year with Reno and went 5-12 with a 4.90 ERA (76ERx139.2IP) over three stints with the club (April 6 - June 10, June 18 - July 5, July 9 - Aug. 29).
- Finished the year ranked first on the Aces in games started (22) and innings pitched (139.2)...ranked tied for first in strikeouts (107).
- Tossed 8.0 innings and earned the win in back-to-back starts...Apr. 28 against Fresno (8.0,5,1,0,0,9)...May 4 at Tacoma (8.0,3,0,0,2,4).
- Posted a 4.08 ERA (31ERx68.1IP) on the road with Reno...earned a 5.68 ERA (45ERx71.1IP) at home.
- Held opposing batters to a .289 (158x547) batting average while with Aces...left-handed batters hit .264 (66x250), while righties hit .310 (92x297).
- Earned first Major League promotion on June 10 and made ML debut in relief that same night at Los Angeles (NL) (1.2,3,0,0,1)... first Arizona-born player to make debut with Diamondbacks.
- Threw in relief four times for Arizona, factoring into no decisions and posting a 3.00 ERA (2ERx6.0IP).

2012:

- Spent majority of the season with Triple-A Reno (24 GS), but also pitched for Double-A Mobile (3 GS)...combined to go 11-7 with a 5.78 ERA (97ERx151.0IP).
- Earned spot as a non-roster invitee to Spring Training with Arizona.
- Began the year with Mobile, posted a 4.15 ERA (8ERx17.1IP) through three games before promotion to Reno.
- Spent remainder of the year with Reno, going 11-7 with a 5.99 ERA (89ERx133.2IP) through 24 starts.
- Ranked first on the Aces with 104 strikeouts...ranked tied for first in complete games (2), second in wins (11), and third in games started (24) and innings pitched (133.2IP).
- Finished the season ranked fourth in the Pacific Coast League in lowest walks per nine ratio (2.29).
- Tossed a complete game on June 4 at Las Vegas (9.0,3,2,2,0,9,2 HR).
- Posted a 5-3 record with a 4.71 ERA (33ERx63.0IP) on the road with Reno...went 6-4 with a 7.13 ERA (56ERx70.2IP) at home.

2011:

- Pitched most of the year with Double-A Mobile (11 GS), but also made one rehab start for rookie-level AZL Diamondbacks...combined to go 5-1 with a 2.44 ERA (15ERx55.1IP).
- Spent time on the 7-day disabled list twice...Apr. 20 - May 6 and June 3 - Aug. 17.

FRONT OFFICE

CHENEY STADIUM

COACHES/STAFF

2016 RAINIERS

2015 SEASON REVIEW

OPPONENTS

HISTORY & RECORDS

MEDIA & MISC.

BREWER (CONTINUED)

2011 (continued):

- Tossed two complete games with Mobile, earning the win in both...Apr. 9 at Carolina (6.0,5,3,3,0,4)...May 28 against Jackson (7.0,5,2,2,1,4,HR).
- Posted a 3-0 record with a 1.47 ERA (5ERx30.2IP) at home with Mobile...went 2-1 with a 4.15 ERA (10ERx21.2IP).

2010:

- Divided second season between Single-A South Bend (13 GS) and Advanced-A Visalia (14 GS)...combined to post an 11-7 record with a 2.11 ERA (29ERx123.2IP).
- Began the year with South Bend and went 4-5 with a 1.83 ERA (14ERx69.0IP).
- Named Midwest League Mid-Season All-Star.
- Promoted to Visalia on June 23, finished the year with the Rawhide going 7-3 with a 2.98 ERA (27ERx81.2IP).
- Fanned 12 batters on Aug. 20 against San Jose (6.0,6,4,4,1,12,HR).
- Named MiLB.com Organization All-Star.

2009:

- Began professional career with rookie-level Missoula, going 7-2 with a 2.47 ERA (15ERx54.2IP) through 17 appearances (seven starts).
- Made pro debut in relief on June 27 against Helena (1.0,1,1,0,1,3).
- Notched first career win in relief on July 4 at Billings (3.0,0,0,0,0,4).
- Started first career game on Aug. 8 at Great Falls (4.0,3,3,3,1,1,HR).
- Ranked first on Missoula in wins (7), tied for first in strikeouts (61).

Personal:

- Charles Robert Brewer.
- Attended UCLA, 2007-2009.
- Graduated from Chaparral (Scottsdale, AZ) High School, 2006.
- Originally selected by Los Angeles (AL) in the 18th round of the 2006 draft, but did not sign.

BREWER'S CAREER PITCHING RECORD

Year	Team	LG	W-L	ERA	G	GS	CG	SHO	SV	IP	H	R	ER	HR	HB	BB	SO	WP	BK
2009	Missoula	PIO	7-2	2.47	17	7	0	0	0	54.2	43	24	15	4	4	15	61	2	0
2010	South Bend	MID	4-5	1.83	13	13	0	0	0	69.0	55	20	14	3	2	20	78	2	1
	Visalia	CAL	7-3	2.98	14	14	0	0	0	81.2	74	29	27	5	6	15	75	5	0
2011	AZL D-backs	AZL	0-0	0.00	1	1	0	0	0	3.0	3	0	0	0	0	0	4	0	0
	Mobile	SOU	5-1	2.58	11	11	2	0	0	52.1	48	16	15	2	2	19	48	0	0
2012	Mobile	SOU	0-0	4.15	3	3	0	0	0	17.1	19	9	8	2	0	2	13	3	0
	Reno	PCL	11-7	5.99	24	24	2	0	0	133.2	177	110	89	26	3	34	104	5	0
2013	ARIZONA	NL	0-0	3.00	4	0	0	0	0	6.0	8	2	2	0	0	2	5	0	0
	Reno	PCL	5-12	4.90	25	22	0	0	0	139.2	158	83	76	13	9	43	107	8	0
2014	Mobile	SOU	3-2	2.91	7	7	0	0	0	43.1	36	14	14	3	1	14	42	3	0
	Reno	PCL	8-10	4.99	22	22	0	0	0	126.1	146	74	70	10	5	34	96	2	0
2015	AZL Indians	AZL	0-0	0.00	2	2	0	0	0	5.0	1	0	0	0	1	0	7	0	0
	Akron	EAS	1-1	2.92	3	3	0	0	0	12.1	12	5	4	1	0	4	7	0	0
Minor Lg Totals			51-43	4.05	142	129	4	0	0	738.1	772	384	332	69	33	200	642	30	1
Major Lg Totals			0-0	3.00	4	0	0	0	0	6.0	8	2	2	0	0	2	5	0	0

FRONT OFFICE

CHENEY STADIUM

COACHES/STAFF

2016 RAINIERS

2015 SEASON REVIEW

OPPONENTS

HISTORY & RECORDS

MEDIA & MISC.



CASEY COLEMAN

RHP

BORN: 07/03/1987 IN FORT MYERS, FL
RESIDES: CAPE CORAL, FL

ACQUIRED: SIGNED AS A MINOR LEAGUE FREE AGENT ON DEC. 29, 2015.

DRAFTED: SELECTED BY CHICAGO (NL) IN THE 15TH ROUND OF THE 2008 DRAFT.

HEIGHT:	WEIGHT:	BATS:	THROWS:	AGE:
6' 0"	185	LEFT	RIGHT	28

AS OF OPENING DAY 2016

COLEMAN'S CAREER SUMMARY

2015:

- Pitched entire season for Triple-A Omaha, posting a 4.92 ERA (45ERx82.1IP) with a 5-4 record and one save through 33 appearances (6 GS).
- Went 0-3 with a 6.48 ERA (18ERx25.0IP) as a starter (6 G)...posted a 5-1 record with one save and a 4.24 ERA (27ERx57.1IP) as a reliever (27 G).
- Held opponents scoreless in 12 of 27 relief appearances...pitched four consecutive scoreless outings from Apr. 28 – May 11, spanning 5.0 innings.
- Tossed 3.2 scoreless innings against Tacoma at home on May 28 (3.2,3,0,0,0,1).
- Limited right-handed hitters to a .292 (50x171) batting average...left-handed batters hit .331 (52x157).
- Ranked third on the Storm Chasers with 41 walks...ranked fifth with 82.1 innings pitched.
- Made start on May 14 at Round Rock (3.1,4,1,1,3,2,2 HR)...first start since 2013 season.
- Contributed to combined shutout of Oklahoma City on May 11 (1.0,1,0,0,0,2).
- Spent time on the temporarily inactive list from July 4-22.

2014:

- Played in Chicago (NL) and Kansas City organizations...spent time with Triple-A Iowa (1 G), Triple-A Omaha (34 G), and Kansas City (10 G)...combined to go 6-1 with a 3.04 ERA (27ERx80.0IP) and three saves.
- Began the year with Iowa, making one relief appearance on Apr. 3 against Memphis (1.0,4,5,4,2,1).
- Released by Chicago (NL) on April 14...signed as a free agent with Kansas City on Apr. 15 and assigned to Omaha.
- Made a total of 34 relief appearances for Omaha, going 5-1 with three saves and a 2.15 ERA (16ERx67.0IP)...three stints with Storm Chasers came Apr. 15 – May 16, May 26 – July 2, July 6 – Sep. 1.
- Recorded a 1.38 ERA (6ERx39.0IP) and 4-0 record on the road...went 1-1 with a 3.21 ERA (10ERx28.0IP) at home.
- Ranked first on Storm Chasers among pitchers with more than one appearance with 2.15 ERA (16ERx67.0IP).
- Held opponents scoreless in 21-of-34 appearances with Omaha...pitched 3.0+ IP on six occasions, holding opponents scoreless in each one.
- Promoted to Kansas City three times, May 16-26, July 2-6, Sep. 1-30...combined to make 10 relief appearances, going 1-0 with a 5.25 ERA (7ERx12.0IP).

2013:

- Spent whole season with Triple-A Iowa, posting a 5-3 record with three saves and a 3.16 ERA (31ERx88.1IP) through 41 appearances (4 GS).
- After spending entire season in bullpen, made four consecutive starts to close out the year...went 2-0 with a 2.45 ERA (6ERx22.0IP) as a starter, 3-3 with a 3.39 ERA (25ERx66.1IP) as a reliever.
- Placed on 7-day disabled list on Apr. 12...activated from disabled list on Apr. 19.
- Held opponents scoreless in 24-of-41 appearances, including one start...strung together eight consecutive scoreless outings from May 22 – June 10, spanning 18.1 innings.
- Led Iowa with 41 appearances...ranked sixth on team with 88.1 IP.
- Recorded nine at bats, hitting .111 (1x9) with 1 R.
- Held right-handed hitters to a .220 (37x168) batting average...lefties hit .265 (40x151).

2012:

- Split season between Triple-A Iowa (13 G, 11 GS) and Chicago NL (17 G, 1 GS)...combined to go 2-6 with a 5.25 ERA (48ERx82.1IP).
- Totaled 13 appearances (11 GS) over three stints with Iowa on Mar. 29 – May 12, July 3-31, Aug. 1 – Oct. 4...posted a 2-4 record with a 4.34 ERA (28ERx58.0IP).
- Posted a 3.18 ERA (12ERx34.0IP) through seven games at home...6.00 ERA (16ERx24.0IP) in six road contests.
- Earned three stints with Chicago from May 12 – July 3, July 31 – Aug. 1, and Oct. 4 – Nov. 28...combined to post a 0-2 record with a 7.40 ERA (20ERx24.1IP).
- Recorded seven consecutive scoreless outings for Chicago from May 19 – June 4, spanning 7.0 IP...lowered ERA from 4.50 to 2.08 during that stretch.
- Placed on 7-day disabled list on Aug. 14...activated from disabled list on Sep. 4.

FRONT OFFICE

CHENEY STADIUM

COACHES/STAFF

2016 RAINIERS

2015 SEASON REVIEW

OPPONENTS

HISTORY & RECORDS

MEDIA & MISC.

COLEMAN (CONTINUED)

2011:

- Split fourth professional season between Triple-A Iowa (12 GS) and Chicago NL (19 G, 17 GS)...combined to go 8-11 with a 5.12 ERA (90ERx158.1IP).
- Began the season with Chicago, where he posted a 7.25 ERA (29ERx36.0IP) through nine games (eight starts) before being optioned to Iowa on May 28.
- Combined to make 19 appearances (17 GS) for the Cubs through the remainder of the season, going 3-9 with a 6.40 ERA (60ERx84.1IP).
- Went 5-2 with a 3.65 ERA (30ERx74.0IP) over three stints with Iowa: May 28 – June 11, June 14 – July 4, July 5 – Aug. 17.
- Worked 5.0+ IP in all 12 starts with Iowa, including seven quality starts.

2010:

- Played majority of the season for Triple-A Iowa (20 GS), while also making appearances with Chicago NL (12 G, 8 GS)...combined to go 14-9 with a 4.08 ERA (79ERx174.1IP).
- Recorded two complete games for Iowa, earning the win in both contests...June 15 against Round Rock (7.0,2,1,1,0,8)...July 20 against Oklahoma City (7.0,7,2,2,1,0,HR).
- Won four of last five appearances with Iowa, posting a 2.79 ERA (9ERx29.0IP) over that span.
- Pitched 6.0+ innings in 12 starts, all quality starts.
- Selected by Chicago on Aug. 2, made Major League debut in relief on same day against Milwaukee (2.1,8,6,6,2,1).
- Made first career ML start on Aug. 18 against San Diego (4.1,6,3,3,1,HR).
- Won final three starts of the season from Sep. 18 – Oct. 1...posted a 2.25 ERA (5ERx20.0IP) over that span.

2009:

- Spent entire season with Double-A Tennessee, notching a career-best 14 wins and a 3.68 ERA (61ERx149.0IP) through 27 starts.
- Worked first career complete game on May 28 against Huntsville (7.0,7,3,3,1,3).
- Opened season with three consecutive wins, posting a 1.50 ERA (3ERx18.0IP) over that span.
- Went 7-0 with a 3.06 ERA (24ERx70.2IP) on the road...7-6 with a 4.25 ERA (37ERx78.1IP) at home.
- Held right-handed hitters to a .237 (80x337) batting average...lefties hit .284 (62x218).
- Named to Southern League Mid-Season All-Star team...went 9-4 with a 2.93 ERA (32ERx98.1IP) in the first half.
- Selected as Southern League Pitcher of the Week for the week of June 29 – July 6...went 2-0 with a 1.23 ERA (2ERx14.2IP) in two starts that week.

2008:

- Split first professional season between short-season Boise (7 G, 4 GS), Single-A Peoria (5 GS), and Advanced-A Daytona (1 GS)...combined to go 4-3 with a 3.11 ERA (19ERx55.0IP).
- Began career with Boise, going 1-1 with a 4.05 ERA (12ERx26.22IP).
- Made professional debut in relief on June 21 against Eugene (2.0,4,2,2,2,2).
- Earned first professional start on June 26 at Everett (4.0,1,1,1,1,3,HR).
- Promoted to Peoria in July, went 2-2 with a 2.70 ERA (7ERx23.1IP) through seven starts.
- Ended first season with a start for Daytona on Aug. 28 against Vero Beach (5.0,4,1,0,2,2).

Personal:

- Joseph Casey Coleman.
- Part of only family with three generations of MLB pitchers.
- Father, Joe, pitched in ML for all or parts of 15 seasons with Washington (1965-70), Detroit (1971-76), Chicago NL (1976), Oakland (1977-78), Toronto (1978), San Francisco (1979), and Pittsburgh (1979)...All-Star selection in 1972.
- Grandfather, also Joe, pitched in ML for all or parts of 10 seasons with Philadelphia Athletics (1942-53), Baltimore (1954-55), and Detroit (1955)...All-Star selection in 1948.
- Attended Florida Gulf Coast, 2006-2008... first FGC player to reach majors... was college teammate of White Sox pitcher Chris Sale.
- Graduated from Mariner (Cape Coral, FL) High School, 2005.

COLEMAN'S CAREER PITCHING RECORD

Year	Team	LG	W-L	ERA	G	GS	CG	SHO	SV	IP	H	R	ER	HR	HB	BB	SO	WP	BK
2008	Boise	NOR	1-1	4.05	7	4	0	0	0	26.2	27	13	12	4	1	7	24	2	0
	Peoria	MID	2-2	2.70	5	5	0	0	0	23.1	25	11	7	1	0	4	18	0	0
	Daytona	FSL	1-0	0.00	1	1	0	0	0	5.0	4	1	0	0	0	2	2	0	0
2009	Tennessee	SOU	14-6	3.68	27	27	1	0	0	149.0	142	63	61	8	5	58	84	2	1
2010	Iowa	PCL	10-7	4.07	20	20	2	0	0	117.1	106	58	53	10	2	35	59	4	0
	CHICAGO	NL	4-2	4.11	12	8	0	0	0	57.0	56	27	26	3	2	25	27	3	0
2011	Iowa	PCL	5-2	3.65	12	12	0	0	0	74.0	69	32	30	11	0	22	54	0	0
	CHICAGO	NL	3-9	6.40	19	17	0	0	0	84.1	102	62	60	10	4	46	75	3	1
2012	CHICAGO	NL	0-2	7.40	17	1	0	0	0	24.1	37	20	20	5	0	12	16	1	0
	Iowa	PCL	2-4	4.34	13	11	0	0	0	58.0	53	29	28	4	2	25	52	0	0
2013	Iowa	PCL	5-3	3.16	41	4	0	0	3	88.7	77	35	31	7	1	36	66	6	0
2014	Iowa	PCL	0-0	36.00	1	0	0	0	0	1.0	4	5	4	0	0	2	1	0	0
	Omaha	PCL	5-1	2.15	34	0	0	0	3	67.0	51	19	16	4	1	26	53	10	0
	KAN. CITY	AL	1-0	5.25	10	0	0	0	0	12.0	16	8	7	0	0	6	5	0	0
2015	Omaha	PCL	5-4	4.92	33	6	0	0	1	82.1	102	49	45	6	0	41	54	3	0
Minor Lg Totals			50-30	3.73	194	90	3	0	7	692.0	660	315	287	55	12	258	467	27	1
Major Lg Totals			8-13	5.72	58	26	0	0	0	177.2	211	117	113	18	6	89	123	7	1

FRONT OFFICE

CHENEY STADIUM

COACHES/STAFF

2016 RAINIERS

2015 SEASON REVIEW

OPPONENTS

HISTORY & RECORDS

MEDIA & MISC.



EDWIN DIAZ

RHP

BORN: 03/22/1994 IN HUMACAO, PR
RESIDES: NAGUABO, PR

ACQUIRED: SELECTED BY SEATTLE IN THE THIRD ROUND (98TH OVERALL) OF THE 2012 DRAFT.

HEIGHT:	WEIGHT:	BATS:	THROWS:	AGE:
6' 3"	165	RIGHT	RIGHT	22

AS OF OPENING DAY 2016

DIAZ'S CAREER SUMMARY

2015:

- Split fourth professional season between Advanced-A Bakersfield (7 GS) and Double-A Jackson (20 GS)... combined to go 7-10 with a 3.82 ERA (60ERx141.1IP).
- Named Mariners MiLB Pitcher of the Year.
- Opened year with Bakersfield, going 2-0 with a 1.70 ERA (7ERx37.0IP) through seven starts.
- Posted 2-0 record and 0.64 ERA (2ERx28.1IP) in five home contests...5.19 ERA (5ERx8.2IP) in two road games.
- Limited opposing hitters to a .167 (21x126) batting average in the California League...left-handed batters hit .141 (9x64)...righties hit .194 (12x62).
- Promoted to Jackson on May 13...notched 5-10 record with 4.57 ERA (53ERx104.1IP) in 20 starts with the Generals.
- Went 1-3 with a 2.30 ERA (7ERx27.1IP) in five July starts.
- Selected to the 2015 Futures Game, playing for the World Team...made relief appearance (0.2,3,2,2,0,1,HR).
- Ranked tied for first on Generals in wins (5), second in games started (20) and strikeouts (103), and third in innings (104.1).
- Recorded the second most strikeouts (103) in the Southern League from May 16 through the end of the season.
- Led all Mariners farmhands with 145 strikeouts...tied for third with seven wins.
- Named No. 6 prospect in the Seattle organization prior to 2015 season by *Baseball America*...also earned Best Fastball honors.

2014:

- Spent entire season with Single-A Clinton, posting a 6-8 record and a 3.33 ERA (43ERx116.1IP) through 24 starts.
- Recorded first career complete game shutout on Aug. 3 at Burlington (9.0,3,0,0,0,5).
- Held opposing hitters to a .226 (96x424) batting average...right-handed batters hit .222 (52x234)...righties hit .232 (44x190).
- Finished season ranked fourth in Southern League among qualified starting pitchers (minimum 0.8 IP/league game) in strikeouts per nine innings with 8.59...ranked fifth in lowest batting average (.226/96x424).
- Led LumberKings in strikeouts (111) and was ranked third in starts (24) and innings pitched (116.1), fourth in wins (6).
- Went 3-1 with a 1.55 ERA (5ERx29.0IP) over final five starts of the season.

2013:

- Pitched full season (13 GS) for rookie-level Pulaski Mariners...posted 5-2 record with a 1.43 ERA (11ERx69.0IP).
- Named Appalachian League Pitcher of the Year.
- Ranked among league leaders in ERA (first, 1.43), games started (tied-first, 13), strikeouts (first, 79), WHIP (first, 0.91), innings pitched (second, 69.0), and opponent batting average (second, .191/45x235).
- Finished season ranked among top three Appalachian League starting pitchers in strikeouts per nine innings (third, 10.30) and fewest baserunners per nine innings (first, 8.74).
- Named Appalachian League Pitcher of the Week for the week of June 20 - July 1...went 1-0 with a 0.00 ERA (0ERx16.0IP) through first three starts of the year.
- Named Appalachian League Post-Season All-Star.
- Struck out a career-high 10 batters on July 29 against Bristol (5.0,1,3,3,2,10,HR) and Aug. 20 at Bluefield (7.0,5,0,0,1,10).

2012:

- Began professional career with AZL Mariners, going 2-1 with a 5.21 ERA (11ERx19.0IP) through nine appearances (one start).
- Made professional debut on June 23 at AZL Rangers (0.0,2,4,4,2,0,HR).
- Earned first career win in second appearance on June 29 against AZL Angels (1.0,0,0,0,0,3).
- Made first career start on July 30 at AZL Royals, getting tagged with the loss (2.0,4,3,3,2,3,HR).

Personal:

- Edwin Orlando Diaz.
- Graduated from Caguas Military Academy in June, 2012.
- Named No. 2 prospect in Seattle organization by *Baseball America* prior to the 2016 season...also earned "Best Fastball" honors.

FRONT OFFICE

CHENEY STADIUM

COACHES/STAFF

2016 RAINIERS

2015 SEASON REVIEW

OPPONENTS

HISTORY & RECORDS

MEDIA & MISC.

DIAZ'S CAREER PITCHING RECORD

Year	Team	LG	W-L	ERA	G	GS	CG	SHO	SV	IP	H	R	ER	HR	HB	BB	SO	WP	BK
2012	AZL Mariners	AZL	2-1	5.21	9	1	0	0	0	19.0	12	13	11	2	5	17	20	0	0
2013	Pulaski	APP	5-2	1.43	13	13	0	0	0	69.0	45	14	11	5	4	18	79	2	0
2014	Clinton	MID	6-8	3.33	24	24	1	1	0	116.1	96	50	43	5	10	42	111	5	2
2015	Bakersfield	CAL	2-0	1.70	7	7	0	0	0	37.0	21	7	7	3	4	9	42	2	0
	Jackson	SOU	5-10	4.57	20	20	0	0	0	104.1	102	56	53	5	7	37	103	2	1
Minor Lg Totals			20-21	3.25	73	65	1	1	0	345.2	276	140	125	20	30	123	355	11	3

TACOMA PLAYERS WHO HAVE LED THE PCL IN HOME RUNS

YR	PLAYER	HR
1968.....	Clarence Jones	24
1971.....	Adrian Garrett.....	43
1976.....	Bob Gorinski.....	28

FRONT OFFICE

CHENEY STADIUM

COACHES/STAFF

2016 RAINIERS

2015 SEASON REVIEW

OPPONENTS

HISTORY & RECORDS

MEDIA & MISC.



PAUL FRY

LHP

BORN: 07/26/1992 IN PONTIAC, MI
RESIDES: WATERFORD, MI

ACQUIRED: SELECTED BY SEATTLE IN THE 17TH ROUND OF THE 2013 DRAFT.

HEIGHT: 6' 0" **WEIGHT:** 190 **BATS:** LEFT **THROWS:** LEFT **AGE:** 23

AS OF OPENING DAY 2016

FRY'S CAREER SUMMARY

2015:

- Split season between Advanced-A Bakersfield (28 G, 1 GS) and Double-A Jackson (22 G)...combined to go 4-5 with nine saves a 2.03 ERA (18ERx80.0IP).
- Named Mariners MiLB Relief Pitcher of the Year.
- Ranked fourth among all Mariners farmhands with 113 combined strikeouts between Bakersfield and Jackson.
- Began season with Bakersfield, going 4-3 with two saves and a 2.13 ERA (13ERx55.0IP) through 28 appearances (one start).
- Made lone start of the year on Apr. 27 against Stockton (0.1,6,5,5,0,0).
- Selected to California League Mid-Season All-Star team...made relief appearance (1.0,1,0,0,0,2).
- Did not allow an earned run in 13 consecutive starts from Apr. 29 – June 9, spanning 28.0 innings...lowered ERA from 7.59 to 2.09.
- Promoted to Jackson on July 12 and went 0-2 with seven saves and a 1.80 ERA (5ERx25.0IP) through 22 relief appearances for the Generals.
- Held opposing hitters to a combined .230 (68x296) batting average all season.

2014:

- Made 38 relief appearances for Single-A Clinton, posting a 4-4 record with two saves a 2.71 ERA (20ERx66.1IP).
- Allowed one or fewer earned runs in 35 of 38 games, including 27 shutout appearances.
- Did not allow an earned run over final eight appearances of the season, spanning 10.2 innings.
- Went 3-1 with a 0.67 ERA (2ERx27.0IP) over final 18 games of the year.
- Limited opposing hitters to a .221 (52x235) batting average...right-handed hitters batted .203 (32x158)...lefties hit .260 (20x77).
- Posted a 3-3 record with one save and a 1.86 ERA (8ERx38.2IP) in the second half...went 1-1 with one save and a 3.90 ERA (12ERx27.2IP) in the first half.

2013:

- Began professional career with rookie level AZL Mariners, went 2-3 with one save and a 4.50 ERA (17ERx34.0IP) in 14 appearances (4 GS).
- Made professional debut in relief on June 23 at AZL Royals (1.0,0,0,0,1,0).
- Earned first career win in relief on June 28 at AZL Reds (3.0,4,1,0,0,2).
- Notched first start of career on Aug. 2 against AZL Indians (4.0,3,1,0,0,3).
- Did not allow an earned run in first three professional outings, spanning 4.2 innings.

Personal:

- Paul Raymond Fry.
- Graduated from Waterford Kettering (Waterford, MI) High School in 2010.
- Graduated from St. Clair County Community College (Port Huron, MI) in May, 2013.

FRY'S CAREER PITCHING RECORD

Year	Team	LG	W-L	ERA	G	GS	CG	SHO	SV	IP	H	R	ER	HR	HB	BB	SO	WP	BK
2013	AZL Mariners	AZL	2-3	4.50	14	4	0	0	1	34.0	41	22	17	3	2	8	34	2	0
2014	Clinton	MID	4-4	2.71	38	0	0	0	2	66.1	52	23	20	1	1	33	77	9	0
2015	Bakersfield	CAL	4-3	2.13	28	1	0	0	2	55.0	46	15	13	0	3	14	70	2	0
	Jackson	SOU	0-2	1.80	22	0	0	0	7	25.0	22	6	5	0	1	10	43	2	0
Minor Lg Totals			10-12	2.74	102	5	0	0	12	180.1	161	66	55	4	7	65	224	15	0

FRONT OFFICE

CHENEY STADIUM

COACHES/STAFF

2016 RAINIERS

2015 SEASON REVIEW

OPPONENTS

HISTORY & RECORDS

MEDIA & MISC.



SAM GAVIGLIO

RHP

BORN: 05/22/1990 IN ASHLAND, OR
RESIDES: ASHLAND, OR

ACQUIRED: IN TRADE WITH ST. LOUIS IN EXCHANGE FOR TY KELLY (INF) ON NOV. 20, 2014.

DRAFTED: SELECTED BY ST. LOUIS IN THE FIFTH ROUND OF THE 2011 DRAFT.

HEIGHT:	WEIGHT:	BATS:	THROWS:	AGE:
6' 2"	200	RIGHT	RIGHT	25

AS OF OPENING DAY 2014

GAVIGLIO'S CAREER SUMMARY

2015:

- Spent majority of the season with Tacoma, posting an 8-7 record with a 5.13 ERA (58ERx101.2IP) in 21 games (17 GS)...also made two rehab starts for AZL Mariners in August, posting a 0.00 ERA (0ERx4.0IP).
- Began season in Rainiers rotation, going 7-7 with a 5.13 ERA (53ERx93.0IP) in 17 starts.
- Placed on disabled list on July 16 with a sore elbow...after rehab assignment with AZL Mariners, was activated from disabled list on Aug. 24.
- Moved to bullpen on return to Tacoma, and made four relief appearances to close out the season, going 1-0 with a 5.19 ERA (5ERx8.2IP).
- Went 5-3 with a 3.97 ERA (25ERx56.2IP) at Cheney Stadium...posted a 3-4 record with a 6.60 ERA (33ERx45.0IP) on the road.
- Held right-handed hitters to a .233 (51x219) batting average...lefties hit .287 (51x178).
- Surrendered 16 home runs in the PCL, ranked second most on the Rainiers...also ranked second on club in innings pitched (101.2) and hits allowed (102).
- Went three consecutive starts from May 29 - June 8...posted a 1.21 ERA (3ERx22.1IP) over that stretch.

2014:

- Acquired in trade with St. Louis on Nov. 20, 2014.
- Played season in Cardinals organization with Double-A Springfield Cardinals (25 G, 24 GS)...posted a 5-12 record with a 4.28 ERA (65ERx136.2IP) and 126 strikeouts.
- Ranked third in Texas League in strikeouts (126)...ranked first on Cardinals in strikeouts (126), second in starts (24), fourth in innings pitched (136.2).
- Improved second half of the season saw him post a 2-4 record with a 2.90 ERA (20ERx62.0IP)...earned 3-8 record and 5.42 ERA (45ERx74.2IP) prior to All-Star break.
- Season high 11 strikeouts came on June 10 against Tulsa (7.0,6,1,1,0,11).
- Struck out five or more batters in 14 of 24 starts.
- Made sole relief appearance (second of career) on Aug. 31 at Tulsa (5.0,6,3,3,1,4).

2013:

- Missed majority of third season with right forearm strain...combined for nine appearances (eight starts) between Single-A Palm Beach Cardinals and GCL Cardinals.
- In two August appearances (one start) with GCL Cardinals notched 0.00 ERA (0ERx8.0IP) with 9 strikeouts.
- Made seven starts with Palm Beach, recording a 4-1 record and 2.72 ERA (12ERx39.2IP) with 30 strikeouts.
- Won first three starts of the year on Apr. 5 (5.0 IP), Apr. 11 (6.0 IP), and Apr. 17 (6.0 IP)...posted a 2.65 ERA (5ERx17.0IP) during that span.
- Went 3-0 with a 3.58 for Salt River in the Arizona Fall League.

2012:

- Spent entire sophomore campaign with Single-A Quad Cities River Bandits (23 G/GS)...went 9-9 with a 3.92 ERA (58ERx133.0IP) and 113 strikeouts.
- Ranked first on team in strikeouts (113), first in innings pitched (133.0), tied for second in starts (23), second in wins (9).
- Near the top of Cardinals minor league pitchers in wins (sixth, 9), innings pitched (eighth, 133.0), and strikeouts (sixth, 113).
- Held opponent scoreless in 3-of-23 starts...June 28 against Cedar Rapids (7.0 IP), July 25 at Clinton (6.0 IP), and Aug. 6 at Burlington (6.0 IP).
- Tossed 8.0 innings at Wisconsin for his longest outing of the season (8.0,6,3,2,1,3).
- Season-high 11 strikeouts tossed against Kane County on the road on July 4 (5.1,7,6,2,1,11,1 HR).

2011:

- Began professional career with two starts for Batavia Muckdogs of the New York-Penn League...went 0-0 with a 0.00 ERA (0ERx4.0IP).
- Surrendered 2 hits in 4.0 innings.

FRONT OFFICE

CHENEY STADIUM

COACHES/STAFF

2016 RAINIERS

2015 SEASON REVIEW

OPPONENTS

HISTORY & RECORDS

MEDIA & MISC.

GAVIGLIO (CONTINUED)

Personal:

- Samuel Joseph Gaviglio (guh-VEE-leo).
- Graduated from Ashland (OR) High School, 2008...three-time letter winner in baseball, two-time letter winner in football...named Oregon 5A Pitcher of the Year as a senior.
- Played for three seasons at Oregon State, 2009-2011...went 25-7 in his career as a Beaver...named Freshman All-Conference and second-Team All-American his junior year...opened junior year with 41.2 consecutive scoreless innings.
- Originally drafted by Tampa Bay in the 40th round of the 2008 draft but did not sign.

GAVIGLIO'S CAREER PITCHING RECORD

Year	Team	LG	W-L	ERA	G	GS	CG	SHO	SV	IP	H	R	ER	HR	HB	BB	SO	WP	BK
2011	Batavia	NYP	0-0	0.00	2	2	0	0	0	4.0	2	0	0	0	0	0	4	0	0
2012	Quad Cities	MID	9-9	3.92	23	23	0	0	0	133.0	128	74	58	12	11	30	113	16	0
2013	GCL Card.	GCL	0-0	0.00	2	1	0	0	0	8.0	4	0	0	0	0	1	9	0	0
	Palm Beach	FSL	4-1	2.72	7	7	0	0	0	39.2	29	13	12	2	1	12	30	1	0
2014	Springfield	TEX	5-12	4.28	25	24	0	0	0	136.2	153	79	65	8	9	46	126	12	3
2015	AZL Mariners	AZL	0-0	0.00	2	2	0	0	0	4.0	2	0	0	0	0	0	1	0	0
	Tacoma	PCL	8-7	5.13	21	17	0	0	0	101.2	102	64	58	16	4	36	79	4	0
Minor Lg Totals			26-29	4.07	82	76	0	0	0	427.0	420	230	193	38	25	125	362	33	3



Sam Gaviglio went 5-3 with a 3.97 ERA (25ERx65.2IP) through 11 games (nine starts) at Cheney Stadium last year - it was his first season in the Seattle organization.



BENJI GONZALEZ

INF

BORN: 01/16/1990 IN CAGUAS, PR
RESIDES: SAN LORENZO, PR

ACQUIRED: SIGNED AS A MINOR LEAGUE FREE AGENT ON DEC. 7, 2015.

DRAFTED: SELECTED BY PITTSBURGH IN THE SEVENTH ROUND OF THE 2008 DRAFT.

HEIGHT:	WEIGHT:	BATS:	THROWS:	AGE:
5' 11"	160	SWITCH	RIGHT	26

AS OF OPENING DAY 2016

GONZALEZ'S CAREER SUMMARY

2015:

- Split season between Double-A San Antonio (49 G), Triple-A El Paso (17 G), Advanced-A Lake Elsinore (2 G), and rookie level AZL Padres (4 G)...combined to hit .257 (64x249) with 30 R, 14 2B, 2 3B, 1 HR, 22 RBI, and 3 SB.
- Began season with San Antonio, hitting .246 (46x187) with 24 R, 6 2B, 1 3B, 1 HR, 13 RBI, and 2 SB in 49 games across three stints with the Missions.
- Placed on 7-day disabled list on Apr. 19 with right wrist tendinitis...sent on rehab assignment to AZL Padres on June 20.
- Hit .538 (7x13) with 6 R, 2 2B, 1 3B, and 1 RBI through four rehab games with AZL Padres.
- Activated from disabled list and assigned to Lake Elsinore on June 26...hit .125 (1x8) in two games with the Storm.
- Made 17 appearances with El Paso from June 30 – July 20...hit .315 (17x54) with 6 R, 8 2B, 1 B, and 8 RBI for the Chihuahuas.

2014:

- Acquired by San Diego on May 2.
- Played entire first season in Padres organization with Advanced-A Lake Elsinore (102 G)...hit .306 (115x376) with 61 R, 28 2B, 3 3B, 3 HR, 41 RBI, and 13 SB for the Storm.
- Hit .356 (36x101) with 23 R, 8 2B, 1 HR, 14 RBI, and 19 BB through 28 games in July...raised batting average from .287 to .313.
- Ranked eighth in California League with .306 (115x376) batting average...ranked fifth in lowest plate appearances per strikeout ratio (7.08)...led Storm qualified batters in on-base percentage (.381).
- Posted a .327 (66x202) batting average on the road...hit .282 (49x174) at home.
- Spent majority of time on defense playing second base (85 G), but also spent time at third base (6 G), shortstop (11 G), and right field (1 G).
- Notched a season-best 14-game hitting streak from July 16-30...hit .440 (22x50) with 11 R, 5 2B, and 8 RBI during the streak.
- Went 4-for-5 with two runs, one home run, and 4 RBI on Aug. 15 at Rancho Cucamonga.

2013:

- Spent full season with Advance-A Bradenton in final year in the Pittsburgh organization...hit .232 (89x384) with 55 R, 15 2B, 3 3B, 1 HR, 25 RBI, and 27 SB.
- Split time defensively between third base (51 G), center field (26 G), second base (13 G), shortstop (9 G), left field (8 G), and right field (4 G).
- Produced three separate seven-game hitting streaks: May 4-9, July 22-29, and Aug. 20-27.
- Ranked first on the club and fourth in the Florida State League with 27 stolen bases, a career high mark...posted a stolen base success rate of 67.5%.
- Hit .237 (57x241) against right-handed pitchers...recorded .224 (32x143) batting average against lefties.
- Posted a .279 (24x86) batting average through 23 games in July, best monthly batting average of the season...hit a season-worst .111 (7x63) in 19 June contests.

2012:

- Played second consecutive full season with Advanced-A Bradenton...hit .265 (78x294) with 49 R, 11 2B, 3 3B, 1 HR, 20 RBI, and 8 SB.
- Logged majority of time at second base (67 G), but also spent time at third base (21 G) and shortstop (12 G).
- Hit .317 (19x60) through 21 games in May and .361 (22x61) through 23 games in August.
- Posted a season-high six-game hitting streak from Aug. 12-17...hit .412 (7x17) with 4 R, 1 2B, 1 RBI during the streak.
- Recorded a .343 (23x67) batting average and 18 RBI with runners in scoring position.
- Notched a season-best four hits (4x5, 2 R, 1 RBI) on May 7 at Tampa.

2011:

- Registered full season with Advanced-A Bradenton, hitting .222 (86x388) with 55 R, 12 2B, 4 3B, 1 HR, 34 RBI, and 19 SB.
- Played all 120 games at shortstop, posting a .951 (26 E) fielding percentage.
- Logged season-high seven-game hitting streak from April 9-17...hit .320 (8x25) with 4 R, 6 RBI during that stretch.

FRONT OFFICE

CHENEY STADIUM

COACHES/STAFF

2016 RAINIERS

2015 SEASON REVIEW

OPPONENTS

HISTORY & RECORDS

MEDIA & MISC.

GONZALEZ (CONTINUED)

2011 (continued):

- Hit .241 (67x278) with 30 RBI against right-handed pitchers...hit .173 (19x110) with 4 RBI against lefties.
- Hit into 11 double plays, the highest mark on the Marauders.

2010:

- Spent second full season playing with Single-A West Virginia...hit .236 (96x406) with 40 R, 12 2B, 1 3B, 1 HR, 35 RBI, and 18 SB.
- Hit a season-best .299 (26x87) with 9 R, 4 2B, and 11 RBI in 25 June games.
- Posted a .196 (41x209) batting average in the first half of the season...hit .279 (55x197) in the second half.

2009:

- Played majority of the season with rookie-level GCL Pirates (49 G), also spent three games with Single-A West Virginia...combined to hit .287 (49x171) with 25 R, 6 2B, 1 3B, 14 RBI, and 7 SB.
- Posted 11-game hitting streak from July 23 – Aug. 5...hit .333 (13x39) with 6 R, 3 2B, and 2 RBI during the streak.
- Promoted to West Virginia on Sep. 5 and played three games with the Power, hitting .250 (3x12) with 2 R, 1 2B, 1 RBI.

2008:

- Began professional career with rookie-level GCL Pirates...hit .207 (25x121) with 17 R, 2 2B, 14 RBI, and 8 SB through 37 games.
- Made professional debut on June 22 at GCL Orioles (1x6).
- Hit .304 (7x23) through first seven professional games.

Personal:

- Benjamin A. Gonzalez.
- Attended Puerto Rico Baseball Academy (Gurabo, PR) High School.

GONZALEZ'S CAREER PLAYING RECORD

Year	Team	LG	AVG	G	AB	R	H	2B	3B	HR	RBI	BB	SO	SB	CS	OBP	SLG	SF	SAC	HP
2008	GCL Pirates	GCL	.207	37	121	17	25	2	0	0	14	22	28	8	1	.331	.223	1	5	1
2009	GCL Pirates	GCL	.289	49	159	23	46	5	1	0	13	17	33	7	5	.363	.333	1	5	2
	West Virginia	SAL	.250	3	12	2	3	1	0	0	1	1	1	0	1	.308	.333	0	1	0
2010	West Virginia	SAL	.236	122	406	40	96	12	1	1	35	35	71	18	14	.300	.278	2	14	3
2011	Bradenton	FSL	.222	120	388	55	86	12	4	1	34	40	88	19	7	.296	.281	7	9	4
2012	Bradenton	FSL	.265	99	294	49	78	11	3	1	20	27	63	8	8	.330	.333	1	9	2
2013	Bradenton	FSL	.232	105	384	55	89	15	3	1	25	43	66	27	13	.314	.294	2	9	4
2014	Lake Elsinore	CAL	.306	102	376	61	115	28	3	3	41	45	62	13	7	.381	.420	4	11	3
2015	AZL Padres	AZL	.538	4	13	6	7	2	1	0	1	2	1	0	1	.600	.846	0	0	0
	Lake Elsinore	PCL	.125	2	8	0	1	0	0	0	1	0	1	0	0	.125	.125	0	0	0
	El Paso	PCL	.315	17	54	6	17	8	1	0	8	4	9	1	0	.362	.500	0	3	0
	San Antonio	TEX	.246	49	187	24	46	6	1	1	13	17	24	2	2	.307	.305	1	3	0
Minor Lg Totals			.254	709	2402	338	609	102	18	8	206	253	447	103	59	.327	.321	19	69	19

TACOMA AFFILIATE RECORDS 1960-PRESENT

Year	Team	Affiliate	Record	Pct.
1960-65	Giants	San Francisco	486-436	.527
1966-71	Cubs	Chicago (NL)	410-466	.468
1972-77	Twins	Minnesota	422-441	.489
1978	Yankees	New York (AL)	80-57	.584
1979-80	Tugs/Tigers	Cleveland	148-147	.502
1981-94	Tigers	Oakland	975-1011	.491
1995-2015	Rainiers	Seattle	1528-1479	.508
1960-2015 (56 Seasons)			4051-4035	.501



MAYCKOL GUAIBE

RHP

BORN: 08/11/1990 IN BARCELONA, VZ
RESIDES: BARCELONA, VZ

ACQUIRED: SIGNED AS A NON-DRAFTED FREE AGENT ON OCT. 11, 2006.

HEIGHT:	WEIGHT:	BATS:	THROWS:	AGE:
6' 4"	235	RIGHT	RIGHT	25

AS OF OPENING DAY 2016

GUAIBE'S CAREER SUMMARY

2015:

- Split season between Tacoma (38 G) and Seattle (21 G)...combined to post 0-7 record with five saves and a 3.79 ERA (31ERx73.2IP).
- Began season with Rainiers and posted a 2.87 ERA (15ERx47.0IP) with five saves through 38 appearances across four stints with the club (Apr. 9 – June 1, June 2 – July 4, July 9 – Aug. 4, Aug. 15-30).
- Held opponents scoreless in 28-of-38 appearances with Tacoma.
- Posted a 1.65 ERA (5ERx27.1IP) through 21 appearances at Cheney Stadium...saddled with a 4.58 ERA (10ERx19.2IP) on the road.
- Made four trips to Seattle: June 1-2, July 4-9, Aug. 4-15, Aug. 30 – end of season...combined to go 0-3 with a 5.40 ERA (16ERx26.2IP) for the Mariners.
- Made Major League debut on June 1 against New York (AL) (2.1,0,0,0,0,2).
- Allowed just three runs over final nine appearances of the season, posting a 2.70 ERA (3ERx10.0IP) with 11 strikeouts.
- Opponents combined to hit .291 (83x185)...limited right-handed hitters to a .258 (46x178) batting average, while lefties hit .346 (37x107).

2014:

- Notched 40 relief appearances with Double-A Jackson Generals, earning a record of 1-3 with 12 saves and an ERA of 2.89 (18ERx56.0IP) with 56 strikeouts.
- Ranked first on Generals in saves (12) and second in appearances (40)...WHIP of .964 was lowest among Mariners full-season minor leaguers.
- Did not allow an earned run in first nine appearances (15.0 innings)...held opponents scoreless in 29-of-40 appearances.
- Recorded a save in three straight appearances on June 1, 5, and 8.
- Held opposing batters to a .215 batting average, including limiting right-handed batters to a .197 average...went .254 against left-handed hitters.
- Ranked near the top of Southern League relievers in lowest BB/9 (second, 1.45) and lowest opponent average (fifth, .215).
- Appeared in 20 games for Caribes de Anzoategui in the Venezuelan Winter League...posted 0-1 record with a 2.61 ERA (6ERx20.2IP)...limited opposing batters to a .186 batting average.
- Added to the Mariners 40-man roster on Nov. 20

2013:

- Made 35 appearances with Advanced-A High Desert Mavericks, including three starts...posted 3-4 record with five saves, a 5.64 ERA (37ERx59.0IP) and 57 strikeouts.
- Struggled in three starts to open the season, going 0-2 and running up an 11.37 ERA (16ERx12.2IP)...moved to the bullpen following bad starts.
- From June 16-Aug. 3 recorded 2 saves while allowing only one earned run over 18.1 innings (12 games).

2012:

- Spent the year as a starting pitcher, splitting time between Single-A Everett Aqua Sox (2 GS) and Double-A Clinton Lumber Kings (11 GS).
- Tossed two starts with Everett, giving him a 4.50 ERA (6ERx12.0IP) and 6 strikeouts.
- Promoted to Clinton on June 24...in 11 starts with Clinton posted unblemished 5-0 record with a 3.39 ERA (22ERx58.1IP) and 34 strikeouts.
- Aug. 17 start at Kane County spun 6.1 scoreless innings, getting a no-decision (6.1,8,0,0,2,2).
- Spent time on the disabled list from July 6-21 with a back strain.

2011:

- Played entire season with rookie-level Pulaski Mariners (14 G/GS)...posted 5-6 record with a 3.66 ERA (26ERx64.0IP) and 49 strikeouts.
- Won first three starts of the season on June 22 (5.2 IP), June 27 (6.0 IP), and July 2 (6.0 IP)...1.53 ERA (3ERx17.2IP) with 12 strikeouts during that span.
- Went without a win from July 7-Aug. 18, going 0-6 with a 6.03 ERA (23ERx34.1IP) in that span.
- Held opponent scoreless in three starts (14.2 IP), going 2-0.

FRONT OFFICE

CHENEY STADIUM

COACHES/STAFF

2016 RAINIERS

2015 SEASON REVIEW

OPPONENTS

HISTORY & RECORDS

MEDIA & MISC.

GUAIBE (CONTINUED)

2010:

- Spent fourth season with VSL Mariners, appearing in 18 games (1 start)...went 4-2 with 4 saves, a 2.77 ERA (15ERx48.2IP) and 41 strikeouts.
- Made lone start on May 30 against VSL Reds (2,1,6,5,2,1).
- Closed out the year with five consecutive scoreless outings spanning 7.1 innings, earning two saves and one win.

2009:

- Appeared in 14 games (2 GS) for VSL Mariners...posted 2-2 record with two saves, a 5.46 ERA (19ERx31.1IP) and 22 strikeouts.
- Made two starts, both against VSL Philadelphia, on May 22 (0,2,4,4,2,0) and on June 20 (2,0,3,4,3,2,1).
- Placed in three consecutive save opportunities on July 2, 5, and 11...earned two saves.

2008:

- Spent second season with VSL Mariners, appearing in 18 games (1 GS)...posted 2-1 record with three saves, a 1.86 ERA (8ERx38.2IP) and 25 strikeouts.
- Made only start of the season on July 26 at VSL New York Mets (4,0,2,1,1,2,2).
- Spun 13.0 consecutive innings from May 12-24.

2007:

- Made professional debut with VSL Mariners...went 1-0 in 15 games (1 start) with a 1.67 ERA (5ERx27.0IP) and 13 strikeouts.
- Started June 22 game against VSL Cardinals (5,0,3,0,0,0,3).
- Held opponents scoreless in 12-of-15 appearances.

Personal:

- Mayckol (Michael) Martin Guaibe (GWHY-pay).
- Named No. 27 prospect in Seattle organization by *Baseball America* prior to 2016 season.
- Attended Unidad Educativa Guaragua.

GUAIBE'S CAREER PITCHING RECORD

Year	Team	LG	W-L	ERA	G	GS	CG	SHO	SV	IP	H	R	ER	HR	HB	BB	SO	WP	BK
2007	VSL Mariners	VSL	1-0	1.67	15	1	0	0	0	27.0	29	7	5	1	1	9	13	1	1
2008	VSL Mariners	VSL	2-1	1.86	18	1	0	0	3	38.2	26	11	8	1	1	19	25	4	2
2009	VSL Mariners	VSL	2-2	5.46	14	2	0	0	2	31.1	36	24	19	0	8	16	22	2	0
2010	VSL Mariners	VSL	4-2	2.77	18	1	0	0	4	48.2	47	22	15	0	6	13	41	2	1
2011	Pulaski	APP	5-6	3.66	14	14	0	0	0	64.0	66	37	26	2	12	20	49	7	1
2012	Everett	NOR	0-0	4.50	2	2	0	0	0	12.0	13	6	6	1	1	2	6	2	0
	Clinton	MID	5-0	3.39	11	11	0	0	0	58.1	60	31	22	4	7	15	34	2	0
2013	High Desert	CAL	3-4	5.64	35	3	0	0	5	59.0	59	39	37	5	8	29	57	3	0
2014	Jackson	SOU	1-3	2.89	40	0	0	0	12	56.0	45	20	18	4	3	9	56	1	0
2015	Tacoma	PCL	0-4	2.87	38	0	0	0	5	47.0	49	17	15	3	1	10	36	2	0
	SEATTLE	AL	0-3	5.40	21	0	0	0	0	26.2	34	19	16	5	3	13	22	1	0
Minor Lg Totals			23-22	3.48	205	35	0	0	31	442.0	430	214	171	21	48	142	339	26	5
Major Lg Totals			0-3	5.40	21	0	0	0	0	26.2	34	19	16	5	3	13	22	1	0



Mayckol Guaibe made his Major League debut in 2015 on June 1 against New York (AL). While with the Mariners, he posted a 5.40 ERA (16ERx26.2IP) in 21 relief appearances.



RYNE HARPER

RHP

BORN: 03/27/1989 IN NASHVILLE, TN
RESIDES: CLARKSVILLE, TN

ACQUIRED: IN A TRADE WITH ATLANTA IN EXCHANGE FOR JOSE RAMIREZ (RHP) ON DEC. 4, 2015.

DRAFTED: SELECTED BY ATLANTA IN THE 37TH ROUND OF THE 2011 DRAFT.

HEIGHT:	WEIGHT:	BATS:	THROWS:	AGE:
6' 3"	210	RIGHT	RIGHT	27

AS OF OPENING DAY 2016

HARPER'S CAREER SUMMARY

2015:

- Spent majority of the season with Double-A Mississippi (23 G), also made one appearance for Single-A Rome (1 G)...combined to go 0-1 with a 2.04 ERA (8ERx35.1IP).
- Began season on 7-day disabled list from Apr. 6 - May 22...moved to Rome and made one relief appearance on May 22 against Savannah (1,2,2,1,1,0,3).
- Moved to Mississippi on May 24, where he made 23 appearances and posted a 1.87 ERA (7ERx33.2IP).
- Placed on 7-day disabled list on July 8...activated from disabled list on July 31.
- Did not allow a run in 18 of 23 appearances with Mississippi...recorded eight consecutive scoreless outings from June 18 - Aug. 8, spanning 13.0 innings.
- Held opposing batters to a .186 (22x118) batting average...right-handed batters hit .194 (13x67)...lefties hit .176 (9x51).
- Posted a 1.88 ERA (3ERx14.1IP) through 11 appearances in August.
- Notched a 10.70 strikeouts per nine ratio...walks per nine ratio of 2.94.

2014:

- Pitched entire season (48 G) for Mississippi...posted a 9-5 record with one save and a 2.58 ERA (22ERx76.2IP).
- Ranked among top five Southern League qualified relievers in strikeouts per nine ratio (fourth, 10.92) and fewest baserunners per nine ratio (fifth, 11.15).
- Earned a win in three consecutive relief outings from June 27 - July 6...posted a 3.24 ERA (3ERx8.1IP) in those games.
- Closed season allowing only two runs in final 13 games...went 3-0 and recorded a 0.92 ERA (2ERx19.2IP) during that stretch.
- Limited opposing hitters to a .242 (69x285) batting average...right-handed hitters batted .220 (44x200)...righties hit .294 (25x85).
- Tied career-high mark in strikeouts with six on July 10 against Mobile (3,0,1,0,0,0,6)...previous was Apr. 16, 2012 against Savannah while with Rome (2,2,1,1,1,3,6).

2013:

- Made 41 appearances while pitching a complete season with Double-A Mississippi...posted a 6-3 record with 11 saves and a 1.79 ERA (11ERx55.1IP).
- Held opponents without an earned run in 35-of-41 appearances.
- Notched two saves and posted a 0.82 ERA (1 ERx11.0IP) through 10 relief appearances in July.
- Limited opposing hitters to a .223 (47x211) batting average...right-handed hitters batted .197 (26x132), while lefties hit .266 (21x79).
- Allowed four earned runs through final 23 appearances of the year, posting a 1.42 ERA (4ERx25.1IP) from July 3 - Sept. 2.
- Placed on 7-day disabled list on Apr. 22 with a right shoulder strain...activated from disabled list on May 20.
- Worked a season-high 3.0 innings on June 9 against Pensacola (3,0,3,0,0,1,3).

2012:

- Split season between Single-A Rome (15 G) and Advanced-A Lynchburg (27 G)...combined to post 2-3 record with five saves and a 2.73 ERA (21ERx69.1IP).
- Began the year with Rome, going 0-2 with five saves and a 4.32 ERA (12ERx25.0IP).
- Promoted to Lynchburg on June 9...worked a 2-1 record with a 1.83 ERA (9ERx44.1IP) in first Advanced-A action.
- Allowed just one earned run through first seven appearances with Hillcats, spanning 10.2 innings.
- Combined to allow opposing hitters a .263 (70x266) batting average...right-handed batters hit .240 (41x171)...lefties hit .305 (29x95).

2011:

- Divided first professional season between rookie-level GCL Braves (6 G) and rookie-level Danville (11 G)...combined to post 3-0 record with three saves and a 0.59 ERA (2ERx30.1IP).
- Made professional debut and earned first career win on June 22 at GCL Phillies (2,0,1,0,0,0,4).
- Named Appalachian League Pitcher of the Week for Aug. 15-22...made two relief appearances and allowed just two hits and no runs through 6.1 innings of work.

FRONT OFFICE

CHENEY STADIUM

COACHES/STAFF

2016 RAINIERS

2015 SEASON REVIEW

OPPONENTS

HISTORY & RECORDS

MEDIA & MISC.

HARPER (CONTINUED)

Personal:

- Ryne Richard Harper.
- Graduated from Clarksville (TN) High School in 2007.
- Played four seasons at Austin Peay State University from 2008-11.

HARPER'S CAREER PITCHING RECORD

Year	Team	LG	W-L	ERA	G	GS	CG	SHO	SV	IP	H	R	ER	HR	HB	BB	SO	WP	BK
2011	GCL Braves	GCL	1-0	0.00	6	0	0	0	2	8.2	3	0	0	0	0	2	11	0	0
	Danville	APP	2-0	0.83	11	0	0	0	1	21.2	12	2	2	1	0	4	26	1	0
2012	Rome	SAL	0-2	4.32	15	0	0	0	5	25.0	30	12	12	5	2	7	41	4	0
	Lynchburg	CAR	2-1	1.83	27	0	0	0	0	44.1	40	9	9	0	1	13	49	4	1
2013	Mississippi	SOU	6-3	1.79	41	0	0	0	11	55.1	47	17	11	3	3	18	54	1	0
2014	Mississippi	SOU	9-5	2.58	48	0	0	0	1	76.2	69	24	22	5	2	24	93	6	0
2015	Rome	SAL	0-0	5.40	1	0	0	0	0	1.2	2	1	1	0	0	0	3	1	0
	Mississippi	SOU	0-1	1.87	23	0	0	0	0	33.2	22	8	7	1	1	11	40	5	0
Minor Lg Totals			20-12	2.16	172	0	0	0	20	267.0	225	73	64	15	9	79	317	22	1



DANNY HULTZEN

LHP

BORN: 11/28/1989 IN BETHESDA, MD
RESIDES: BETHESDA, MD

ACQUIRED: SELECTED BY SEATTLE IN THE FIRST ROUND (SECOND OVERALL) OF THE 2011 DRAFT.

HEIGHT: 6' 3" **WEIGHT:** 210 **BATS:** LEFT **THROWS:** LEFT **AGE:** 26

AS OF OPENING DAY 2014

HULTZEN'S CAREER SUMMARY

2015:

- Began season on disabled list...activated on May 1.
- Made three starts for Double-A Jackson, going 0-1 with a 3.38 ERA (3ERx8.0IP).
- Placed on disabled list for remainder of season on May 26 with left rotator cuff strain.

2014:

- Did not play entire season after undergoing left shoulder surgery on Oct. 1, 2013...surgery cleaned up his labrum and a partial tear of the rotator cuff and repaired the capsule...surgery performed by Dr. James Andrews.

2013:

- Logged a total of six starts in Tacoma in between two extended disabled list stints for left shoulder inflammation (Apr. 29-June 26, July 7-Sep. 1)...recorded a 4-1 record with a 2.05 ERA (7ERx30.2IP) and 34 strikeouts.
- Won first two starts of the year on Apr. 4 (6.0 IP) and Apr. 9 (5.0 IP)...gave up only three earned runs for an ERA of 2.45 with 14 strikeouts and three walks...season-high eight strikeouts in season opener Apr. 4.
- Limited left-handed batters to a .097 batting average (3x31)...right-handed batters hit .195 (16x82).
- Averaged 9.98 K/9 in his six starts.
- Made sole rehab start with AZL Mariners on July 22 against AZL Royals (5.0,3,1,1,0,8).
- Ranked No. 29 prospect in baseball by *Baseball America* and No. 18 by MLB.com prior to the 2013 season.

2012:

- Split rookie season between Double-A Jackson Generals and Tacoma...combined record of 9-7 in 25 starts with a 3.05 ERA (42ERx124.0IP) with 136 strikeouts...gave up a combined four home runs.
- Tore apart Southern League opponents with an 8-3 record, 1.19 ERA (10ERx75.1IP) and 79 strikeouts with Jackson.
- Won final six starts with Jackson...0.40 ERA (2ERx44.2IP) over that span with 45 strikeouts.
- Season high 12 strikeouts during 6.0 inning performance on May 23 at Montgomery (6.0,5,1,1,1,12).
- Named starting pitcher for the North in Southern League All-Star Game...pitched one scoreless inning.
- Ranked first among Generals starters in ERA (1.19, next: 2.61, Andrew Carraway), second on team in wins (8), fourth in strikeouts (79).
- Promoted to Tacoma on June 20...made first career Triple-A start on June 23 at Colorado Springs, suffering the loss (3,0,5,5,5,3).
- Earned 1-4 record with a 5.92 ERA (32ERx48.2IP) and 57 strikeouts across 12 starts with Tacoma.
- Earned first career Triple-A win in July 3 start against Fresno (5.0,6,2,1,3,6).
- Ranked third on Rainiers in strikeouts (57) and first in BB (43).

2011:

- Made 6 starts with the Peoria Javelinas of the Arizona Fall League after being drafted...posted 1-0 record and 1.40 ERA (3ERx19.1IP) with 18 strikeouts.
- Made professional debut on Oct. 7 at Surprise (2,0,3,1,1,1,2).
- Earned first career win on Oct. 31 against Salt River (4,0,2,1,1,1,5).

Personal:

- Daniel Alexander Hultzen.
- Played college baseball with University of Virginia...led UVA to College World Series as a junior, going 12-3 with a 1.37 ERA (18ERx118.0IP) and 165 strikeouts.
- For performance junior year named unanimous first-Team All-American and earned John Olerud Two-Way Player of the Year Award...batted .309 (42x136) with 11 2B and 35 RBI.

HULTZEN'S CAREER PITCHING RECORD

Year	Team	LG	W-L	ERA	G	GS	CG	SHO	SV	IP	H	R	ER	HR	HB	BB	SO	WP	BK
2012	Jackson	SOU	8-3	1.19	13	13	0	0	0	75.1	38	14	10	2	3	32	79	7	0
	Tacoma	PCL	1-4	5.92	12	12	0	0	0	48.2	49	35	32	2	4	43	57	5	1
2013	AZL Mariners	AZL	1-0	1.80	1	1	0	0	0	5.0	3	1	1	0	0	0	8	0	0
	Tacoma	PCL	4-1	2.05	6	6	0	0	0	30.2	19	9	7	1	1	7	34	4	0
2014	DID NOT PLAY - INJURED																		
2015	Jackson	SOU	0-1	3.38	3	3	0	0	0	8.0	10	5	3	0	1	5	8	0	0
Minor Lg Totals			14-9	2.84	35	35	0	0	0	167.2	119	64	53	5	9	87	186	16	1

FRONT OFFICE

CHENEY STADIUM

COACHES/STAFF

2016 RAINIERS

2015 SEASON REVIEW

OPPONENTS

HISTORY & RECORDS

MEDIA & MISC.



KYLE HUNTER

LHP

BORN: 06/18/1989 IN RICHMOND, VA
RESIDES: GALESBURG, IL

ACQUIRED: SELECTED BY SEATTLE IN THE 31ST ROUND OF THE 2011 DRAFT.

HEIGHT:	WEIGHT:	BATS:	THROWS:	AGE:
6' 2"	207	RIGHT	LEFT	26

AS OF OPENING DAY 2016

HUNTER'S CAREER SUMMARY

2015:

- Logged majority of his time with Double-A Jackson (24 G, 5 GS), but also spent time with rookie-level AZL Mariners (4 G) on rehab assignment...combined to go 4-2 with a 2.84 ERA (16ERx50.2IP).
- Began the year with Jackson, going 3-1 with a 3.05 ERA (15ERx44.1IP) across two stints.
- Placed on 7-day disabled list on May 1...sent on rehab assignment to AZL Mariners on June 22.
- Made four rehab appearances with AZL Mariners, going 1-1 with a 1.42 ERA (1ERx6.1IP).
- Activated from disabled list and returned to Jackson on July 4.
- Went 0-1 with a 3.65 ERA (5ERx12.1IP) in five starts for Jackson...3-0 with a 2.81 ERA (10ERx32.0IP) as a reliever.
- Earned one win and posted a 0.53 ERA (1 ERx17.0IP) in seven appearances (two starts) in August.
- Combined to limit opposing hitters to a .232 (43x185) batting average.

2014:

- Spent entire fourth season in Seattle organization with Double-A Jackson Generals, appearing in 38 games (3 starts)...went 5-3 with 1 save, a 3.25 ERA (27ERx74.2IP) and 46 strikeouts.
- Tossed 11 consecutive scoreless outings spanning 19.2 innings from July 16 – Aug. 19.
- Finished Generals season strong, going 3-0 with a 0.32 ERA (1ERx28.0IP) across final 15 appearances (one start).
- Improved in the second half of the season, going 4-2 with a 2.41 ERA (10ERx37.1IP) before the break...went 1-1 with a 4.10 ERA (17ERx37.1IP) before the break.
- Season-high four strikeouts came in a save against Montgomery on May 15 (4.0,5,0,0,4).
- Went 0-0 with a 5.19 ERA (5ERx8.2IP) as a starter...posted 3.00 ERA (22ERx66.0IP) as a reliever.
- Made 14 relief appearances for Tigres de Aragua in the Venezuelan Winter League...went 0-0 with an 8.53 ERA (6ERx6.1IP).

2013:

- Split time between Advanced-A High Desert and Double-A Jackson ...combined to go 4-1 in 42 appearances (four starts) with a 1.80 ERA (14ERx70.0IP).
- Began the year with High Desert, appearing in relief in eight games with a 3.65 ERA (5ERx12.1IP).
- Promoted to Jackson on Apr. 27 after three consecutive scoreless outings (6.2 innings, 3 hits allowed).
- Spun 34 outings (four starts) with Jackson, posting a 3-0 record with one save, a 1.40 ERA (9ERx57.2IP) and 43 strikeouts.
- Made Double-A debut on Apr. 27 at Charlotte (1.0,1,0,0,0,2).
- Made first start since July 30, 2011 on May 18 against Birmingham (4.0,5,2,2,1,1 HR).
- Didn't allow a run in his first seven Double-A outings (spanned 6.0 innings).
- Earned a 2-0 record with a 0.89 ERA (4ERx40.2IP) as a reliever.

2012:

- Made 39 appearances, all in relief, for Single-A Clinton...went 4-5 with three saves, a 2.98 ERA (28ERx84.2IP) and 71 strikeouts...career-high marks in games, innings, saves, and strikeouts.
- Went 3-0 with a 1.57 ERA (4ERx23.0IP) in 10 games in August and September.
- Held left-handed batters to a .229 batting average (22x96)...right-handed batters hit .267 (59x221).
- Held opponents scoreless in 19 of 39 appearances...allowed one or fewer runs in 28 outings.
- Earned three saves in three opportunities...pitched a total of 7.0 innings in save opportunities, surrendering one hit and no runs with eight strikeouts.
- Led all Midwest League reliever in innings pitched (84.2) and posted lowest BB/9 ratio (1.17)...ranked fifth in fewest baserunners per nine innings (9.89).

2011:

- Began professional career with rookie-level Pulaski Mariners, appearing in 10 games (one start)...went 1-2 with a 1.61 ERA (4ERx22.1IP) and 31 strikeouts.
- Made professional debut on June 26 against Princeton (2.2,0,0,0,4).
- Earned first professional win on July 6 against Bristol (3.1,4,1,0,0,5).
- Promoted to short-season Everett AquaSox on Aug. 4...went 2-0 with two saves, a 1.82 ERA (5ERx24.2IP) and 31 strikeouts.
- Held opponent scoreless in 7 of 10 outings with Everett...did not allow a run in his first four appearances.
- Season-high seven strikeouts against Tri Cities on Aug. 11 (4.0,2,1,1,1,7).

FRONT OFFICE

CHENEY STADIUM

COACHES/STAFF

2016 RAINIERS

2015 SEASON REVIEW

OPPONENTS

HISTORY & RECORDS

MEDIA & MISC.

HUNTER (CONTINUED)

Personal:

- Kyle J. Hunter.
- Graduated from Galesburg (IL) High School in 2008.
- Originally drafted by Tampa Bay in the 33rd round of the 2008 draft but did not sign.
- Played for Kansas State from 2009-11.
- Drafted again by New York Yankees in 43rd round of 2010 draft but returned to Kansas State.

HUNTER'S CAREER PITCHING RECORD

Year	Team	LG	W-L	ERA	G	GS	CG	SHO	SV	IP	H	R	ER	HR	HB	BB	SO	WP	BK
2011	Pulaski	APP	1-2	1.61	10	1	0	0	0	22.1	23	6	4	1	0	3	31	1	0
	Everett	NOR	2-0	1.82	10	0	0	0	2	24.2	28	6	5	0	1	6	31	2	0
2012	Clinton	MID	4-5	2.98	39	0	0	0	3	84.2	81	36	28	5	1	11	71	6	0
2013	High Desert	CAL	1-1	3.65	8	0	0	0	0	12.1	12	7	5	2	0	4	12	0	0
	Jackson	SOU	3-0	1.40	34	4	0	0	1	57.2	47	11	9	2	1	16	43	1	0
2014	Jackson	SOU	5-3	3.25	38	3	0	0	1	74.2	79	28	27	8	2	21	46	2	0
2015	AZL Mariners	AZL	1-1	1.42	4	0	0	0	0	6.1	7	1	1	0	0	1	7	4	0
	Jackson	SOU	3-1	3.05	24	5	0	0	0	44.1	36	16	15	2	0	19	28	2	0
Minor Lg Totals			20-13	2.59	167	13	0	0	7	327.0	313	111	94	20	5	81	269	18	0



ANDREW KITTREDGE

RHP

BORN: 03/17/1990 IN SPOKANE, WA
RESIDES: SPOKANE, WA

ACQUIRED: SIGNED AS A NON-DRAFTED FREE AGENT ON AUG. 21, 2011.

HEIGHT:	WEIGHT:	BATS:	THROWS:	AGE:
6' 1"	210	RIGHT	RIGHT	26

AS OF OPENING DAY 2016

KITTREDGE'S CAREER SUMMARY

2015:

- Split time between Double-A Jackson (15 G, 1 GS) and Tacoma (21 G, 2 GS)...combined to post a 2-2 record with a 4.32 ERA (36ERx75.0IP).
- Began the season with the Generals, where he went 2-1 with a 3.03 ERA (11ERx32.2IP) over four stints with the club (Apr. 7-26, Apr. 30 – May 6, May 26 – June 13, July 28 – Sept. 1).
- Allowed just one earned run over this final six relief outings with Jackson, posting a 0.60 ERA (1ERx15.0IP) during that span.
- Made his second career start while with Jackson on June 9 against Chattanooga (3.0,1,0,0,3,3)...marked his first start since Apr. 25, 2013 while with Tacoma.
- Made first trip to Tacoma on Apr. 26 and totaled a 5.31 ERA (25ERx42.1IP) for the Rainiers across four stints with the team (Apr. 26-30, May 6-26, June 13 – July 28, Sept. 1-7).
- Made two starts for Tacoma...May 14 against Salt Lake (4.0,3,0,0,1,3)...July 10 at Reno (5.0,5,3,3,0,3,HR).
- Posted a 3.09 ERA (8ERx23.1IP) at home in Cheney Stadium...earned an 8.05 ERA (17ERx19.0IP) on the road.
- Combined to limit opposing hitters to a .262 (75x286) batting average.

2014:

- Spent majority of the season with Advanced-A High Desert (42 G), but also spent time with Double-A Jackson (3 G) and short-season Everett (1 G)...combined to go 7-1 with eight saves and a 4.32 ERA (43ERx89.2IP).
- Set career-high marks in games (46), innings pitched (89.2), strikeouts (117).
- Ranked tied for fourth most among Mariners farmhands with 117 strikeouts...ranked fifth among all minor league pitchers in strikeouts per nine innings (11.74) (min. 75.0 IP).
- Struck out five batters in the eighth inning on July 1 at Rancho Cucamonga (3.1,0,0,0,0,7)...struck out four batters in an inning twice: May 22 at Lake Elsinore (2.0,1,1,1,2,4,HR) and July 8 at Visalia (1.1,0,0,0,0,5).
- Began the season with High Desert, where he combined to go 6-1 with eight saves and a 4.35 ERA (40ERx82.2IP) across three stints (Apr. 4 – May 7, May 15 – July 12, July 17 – Aug. 30).
- Named California League Pitcher of the Week for June 9-16...made two relief appearances, each spanning 3.0 innings...surrendered just one hit, walked two, and struck out 10.
- Held opponents scoreless in 22 of 42 appearances...allowed more than one earned run 10 times.
- Made one relief appearance for Everett on July 12 at Vancouver (3.0,1,0,0,0,2).
- Appeared in three games for Jackson in early May...posted a 6.75 ERA (3ERx4.0IP).

2013:

- Divided season between Double-A Jackson (17 G), Advanced-A High Desert (14 G), and Tacoma (10 G, 1 GS)...combined to go 1-5 with one save and a 6.39 ERA (44ERx62.0IP).
- Spent time on disabled list May 21 – June 1 with a left shin bruise.
- Began year with Jackson and posted a 1-3 record with a 6.23 ERA (15ERx21.2IP) across two stints with the Generals (Apr. 6-12, June 1 – July 23).
- Made nine relief appearances and one start for Tacoma, posting a 7.27 ERA (14ERx17.1IP) from Apr. 13 – May 18.
- Made first career start on Apr. 25 at Las Vegas (3.0,7,7,7,3,2,HR).
- Pitched in 14 games for High Desert from July 24 – Sep. 2, recording an 0-2 record with one save and a 5.87 ERA (15ERx23.0IP).

2012:

- Spent time with Advanced-A High Desert (16 G), Single-A Clinton (5 G), and Double-A Jackson (4 G)...combined to go 3-1 with one save and a 4.07 ERA (19ERx42.0IP).
- Combined to allow opposing batters to hit .283 (45x159).
- Played for the Adelaide Bite in the Australian Baseball League.

2011:

- Began professional career with one appearance for short-season Everett.
- Made pro debut on Aug. 26 against Yakima (2.0,3,1,1,1,2).

Personal:

- Andrew Kittredge.
- Attended the University of Washington, 2009-11... teammate of Forrest Snow (rhp).
- Graduated from Ferris (Spokane, WA) High School, 2008.
- Originally selected by Seattle in the 45th round of the 2008 draft, but did not sign.

FRONT OFFICE

CHENEY STADIUM

COACHES/STAFF

2016 RAINIERS

2015 SEASON REVIEW

OPPONENTS

HISTORY & RECORDS

MEDIA & MISC.

KITTRIDGE'S CAREER PITCHING RECORD

Year	Team	LG	W-L	ERA	G	GS	CG	SHO	SV	IP	H	R	ER	HR	HB	BB	SO	WP	BK
2011	Everett	NOR	0-0	4.50	1	0	0	0	0	2.0	3	1	1	0	0	1	2	0	0
2012	Clinton	MID	1-0	0.84	5	0	0	0	1	10.2	8	1	1	1	0	1	16	1	1
	Jackson	SOU	0-0	1.80	4	0	0	0	0	5.0	5	3	1	1	0	4	2	0	0
2013	High Desert	CAL	2-1	5.81	16	0	0	0	0	26.1	32	17	17	4	1	9	25	2	0
	Tacoma	PCL	0-0	7.27	10	1	0	0	0	17.1	24	14	14	3	0	9	8	2	0
2014	Jackson	SOU	1-3	6.23	17	0	0	0	0	21.2	39	16	15	0	1	12	27	0	0
	High Desert	CAL	0-2	5.87	14	0	0	0	1	23.0	28	17	15	6	2	3	23	1	0
2015	Jackson	SOU	0-0	6.75	3	0	0	0	0	4.0	6	4	3	0	0	6	3	1	0
	Everett	NOR	1-0	0.00	1	0	0	0	0	3.0	1	0	0	0	0	0	2	1	0
2015	High Desert	CAL	6-1	4.35	42	0	0	0	8	82.2	91	47	40	11	2	25	112	7	0
	Jackson	SOU	2-1	3.03	15	1	0	0	0	32.2	29	12	11	1	0	11	31	0	0
	Tacoma	PCL	0-1	5.31	21	2	0	0	0	42.1	46	25	25	5	1	18	29	3	0
Minor Lg Totals			13-9	4.75	149	4	0	0	10	270.2	312	157	143	32	7	99	280	18	1



Andrew Kittredge combined for a 4.32 ERA (36ERx75.0IP) while splitting time between Tacoma and Double-A Jackson in 2015.

FRONT
OFFICE

CHENEY
STADIUM

COACHES/
STAFF

2016
RAINIERS

2015 SEASON
REVIEW

OPPONENTS

HISTORY &
RECORDS

MEDIA &
MISC.



STEPHEN LANDAZURI

RHP

BORN: 01/06/1992 IN POMONA, CA
RESIDES: RIALTO, CA

ACQUIRED: SELECTED BY SEATTLE IN THE 22ND ROUND OF THE 2010 DRAFT.

HEIGHT:	WEIGHT:	BATS:	THROWS:	AGE:
6' 0"	187	RIGHT	RIGHT	24

AS OF OPENING DAY 2016

LANDAZURI'S CAREER SUMMARY

2015:

- Split season between Double-A Jackson (15 GS) and Tacoma (11 GS)...combined to go 3-10 with a 6.18 ERA (87ERx126.2IP).
- Started the season with the Generals...went 0-2 with a 4.61 ERA (14ERx27.1IP) through six starts.
- Over first two starts of the season (Apr. 9-15), limited opponents to two hits and struck out seven batters without allowing a walk in 8.0 scoreless innings.
- Promoted to Tacoma from Double-A Jackson on May 13.
- From May 16 - July 9 made 15 starts for the Rainiers, going 1-4 with a 8.70 ERA (48ERx49.2IP).
- Earned first career Triple-A win on June 27 against El Paso (5.0,4,2,2,2,5).
- Did not allow a walk in his first 13.2 innings pitched (Apr. 9-21).
- Moved back to Jackson on July 11 and made nine starts to close out the season, going 2-4 with a 4.53 ERA (25ERx49.1IP).
- Tossed 2.2 scoreless innings and struck out two in two Major League Spring Training games with Seattle.
- Pitched for Aguilas de Mexicali in Mexican Winter League... also pitched for Mexican team in World Baseball Classic qualifier in Mexicali, March 2016.

2014:

- Started 19 games with Double-A Jackson...went 6-5 with a 4.33 ERA.
- Posted seven quality starts with the Generals...limited teams to two runs or fewer in 11 outings.
- Fanned a season-high nine batters in consecutive starts, Apr. 17 and 22.
- Spent time on the disabled list with a strained left oblique muscle, Apr. 29-June 14.
- Pitched in the Arizona Fall League with Saguaros...went 1-5 with a 6.95 ERA (17ERx22.0IP).

2013:

- Started the season with Single-A Clinton...started three games with the LumberKings before earning a promotion to Advanced-A High Desert on Apr. 23.
- Ended the season ranked fifth among all California League starters after posting an 8.87 SO/9.0 IP ratio... ranked third among Mariners minor leaguers with 129 strikeouts.
- Recorded a season-high 12 strikeouts on Aug. 13 in a winning effort at Lancaster (6,2,3,1,1,2,12).

2012:

- Divided playing time between Single-A Clinton (9 G, 7 GS), and rookie-level AZL Mariners (3 GS)...combined to go 3-2 with one save and a 2.89 ERA (17ERx53.0IP).
- Spent time on disabled list from May 15 - Sept. 1 with right biceps tendinitis.
- Began the year with Clinton, where he went 3-2 with one save and a 3.27 ERA (16ERx44.0IP).
- Placed on disabled list on May 15 and made three rehab starts with AZL Mariners in August...notched a 1.50 ERA (1ERx6.0IP).
- Returned to Clinton and made one relief appearance on Sep. 1 at Cedar Rapids to finish the season (3,0,2,0,0,0,3).

2011:

- Made 14 starts for short-season Everett in second professional season, posting a 5-4 record with a 4.35 ERA (35ERx72.1IP).
- Ranked first on Aqua Sox with five wins, and second with 72 strikeouts.
- Notched two outings of 6.0+ IP, both quality starts...Aug. 17 at Eugene (6.1,4,3,3,2,7,HR)...Aug. 30 at Spokane (7.0,4,0,0,3,7).
- Participated in Mariners Instructional League.

2010:

- Began professional career with rookie-level AZL Mariners...went 1-2 with a 3.60 ERA (8ERx20.0IP) in six appearances (three starts).
- Made professional debut in relief on July 30 at AZL Giants (1.0,2,1,0,1,0).
- Earned first career win on Aug. 4 at AZL Padres (2.0,0,0,0,0,2).
- Logged first career start on Aug. 9 at AZL Angels (3.0,3,2,2,3,3).

Personal:

- Stephen Michael Landazuri (land-uh-ZUR-ee).
- Graduated from Carter (Rialto, CA) High School in June, 2010.

FRONT OFFICE

CHENEY STADIUM

COACHES/STAFF

2016 RAINIERS

2015 SEASON REVIEW

OPPONENTS

HISTORY & RECORDS

MEDIA & MISC.

LANDAZURI'S CAREER PITCHING RECORD

Year	Team	LG	W-L	ERA	G	GS	CG	SHO	SV	IP	H	R	ER	HR	HB	BB	SO	WP	BK
2010	AZL Mariners	AZL	1-2	3.60	6	3	0	0	0	20.0	20	9	8	0	0	7	11	2	0
2011	Everett	NOR	5-4	4.35	14	14	0	0	0	72.1	73	39	35	5	7	29	72	3	0
2012	AZL Mariners	AZL	0-0	1.50	3	3	0	0	0	6.0	7	1	1	0	1	0	5	0	0
	Clinton	MID	3-2	3.06	9	7	0	0	1	47.0	38	16	16	1	3	11	39	1	0
2013	Clinton	MID	1-0	1.50	3	3	0	0	0	12.0	8	4	2	0	1	8	14	0	1
	High Desert	CAL	6-7	4.63	23	23	0	0	0	116.2	125	74	60	16	12	32	115	3	0
2014	Jackson	SOU	6-5	4.33	19	19	0	0	0	95.2	78	51	46	13	8	39	79	5	0
2015	Tacoma	PCL	1-4	8.70	11	11	0	0	0	49.2	78	53	48	5	9	29	23	3	0
	Jackson	SOU	2-6	4.56	15	15	0	0	0	77.0	72	43	39	1	7	32	59	4	0
Minor Lg Totals			25-30	4.62	103	98	0	0	1	496.1	499	290	255	41	48	187	417	21	1



Stephen Landazuri split the 2015 season, his sixth professional campaign, between Tacoma and Double-A Jackson, posting a combined 6.18 ERA (87ERx126.2IP) He earned his first career Triple-A win on June 27 against El Paso.

FRONT
OFFICE

CHENEY
STADIUM

COACHES/
STAFF

2016
RAINIERS

2015 SEASON
REVIEW

OPPONENTS

HISTORY &
RECORDS

MEDIA &
MISC.



LEON LANDRY

OF

BORN: 09/20/1989 IN BATON ROUGE, LA
RESIDES: BATON ROUGE, LA

ACQUIRED: TRADED FROM LOS ANGELES (NL) WITH LOGAN BAWCOM (RHP) FOR BRANDON LEAGUE (RHP) ON JULY 30, 2012.

DRAFTED: SELECTED BY LOS ANGELES (NL) IN THE THIRD ROUND OF THE 2010 DRAFT.

HEIGHT:	WEIGHT:	BATS:	THROWS:	AGE:
5' 11"	190	LEFT	RIGHT	26

AS OF OPENING DAY 2016

LANDRY'S CAREER SUMMARY

2015:

- Split 2015 campaign between Tacoma (57 G) and Double-A Jackson (9 G)...combined to hit .272 (60x220) with 41 R, 7 2B, 8 HR, 33 RBI, and 15 SB.
- Opened the year in extended Spring Training...debuted with Jackson on April 18 and played in three games...moved back to DL and extended Spring Training on April 26...transferred from Jackson to Tacoma on May 10.
- Across nine games with the Generals, hit .333 (11x33) with 8 R, 2 2B, 6 RBI, and 4 SB.
- Posted a .262 (49x187) batting average with the Rainiers, adding 33 R, 5 2B, 8 HR, 27 RBI, and 11 SB.
- Notched a season-high seven game hitting streak from May 15-27...hit .429 (9x21) with 6 R, 1 2B, 1 HR, 4 RBI.
- Hit first-inning leadoff home runs in back-to-back contests on July 11-12 at Reno.
- Recorded first career multi-HR game on May 30 against Round Rock...went 2-for-4 with one run, four RBI.
- Hit .349 (15x43) with four home runs and 10 RBI in May (15 G).

2014:

- Spent second consecutive full season with Double-A Jackson (108 G)...hit .280 (118x421) with 60 R, 21 2B, 9 3B, 2 HR, 30 RBI, 19 BB, 25 SB.
- Recorded 30 multi-hit games, including three four-hit games...three multi-RBI games (all two-RBI performances).
- May 19 against Montgomery went 4-for-4 with 1 R, 3 2B (career high), 2 RBI.
- Season-high 16-game hitting streak came July 4-25...went 21-for-72 (.292 AVG) with 14 R, 3 2B, 1 HR, 5 RBI, 2 BB, 7 SB.
- Had monstrous June, hitting .352/.387/.489 in 23 games and 88 AB (31x88) with 15 R, 6 2B, 3 3B, 7 RBI, 5 BB, and 9 SB.
- Split time between CF (64 G), LF (36 G), and RF (6 G)...hit .310 while playing CF and .234 while playing RF...played two games as DH and hit .143/.333/.476.
- first on Generals in 3B (9), first in SB (25), second in batting average (.280), second in hits (118).

2013:

- Opened season and spent entire year with Double-A Jackson Generals (114 G)...hit .216/.262/.303 (91x422) with 43 R, 15 2B, 2 3B, 6 HR, 37 RBI, 26 BB, 22 SB.
- Posted 22 multi-hit games, including four three-hit games...six multi-RBI games, including one four-RBI game on July 18 against Mississippi (went 2-for-4 with one 3B, one BB).
- Split time between LF (93 G), CF (13 G), and DH (6 G)...hit .215/.261/.308 while playing LF...hit .244/.292/.333 while playing CF...hit .176/.222/.176 while at DH.
- Season-high seven-game hitting streak came May 18-26...went 9-for-27 (.333 AVG) with 5 R, 2 2B, 2 HR, 4 RBI, 2 SB.
- Hit .232 (22x95) with RISP with 3 2B, 2 3B, 1 HR, 29 RBI, 3 BB.

2012:

- Began season with Advanced-A Rancho Cucamonga (80 G)...hit .328 (113x345) with 63 R, 26 2B, 15 3B, 8 HR, 51 RBI, 14 BB, 20 SB...career high mark in doubles, triples, RBI, and home runs.
- As part of breakout offensive season recorded 35 multi-hit games, including four four-hit games...11 multi-RBI games, including one five-RBI game and two four-RBI games.
- Career-high five RBI against High Desert on May 12...went 3-for-6 with 1 R, 2 3B.
- 11-game hitting streak came May 6-17...went 20-for-48 (.417 AVG) with 8 R, 5 2B, 4 3B, 8 RBI, 2 BB, 4 SB.
- First on Quakes in triples (15, next had 7), second in hits (113), tied for second in 2B (26), second in stolen bases (20).
- Traded to Seattle Mariners on July 30 along with fellow Dodgers prospect Logan Bawcom (rhp) for Brandon League...assigned to Advanced-A High Desert Mavericks on July 31.
- Made Mavericks debut on Aug. 1 against Lake Elsinore...went 1-for-5 with 1 R, 1 HR, 1 RBI.
- In 24 games with Mavericks hit .385 (40x104) with 25 R, 8 2B, 3 3B, 5 HR, 25 RBI, 5 BB, 7 SB.
- Recorded a hit in 20-of-24 games with Mavericks...drove in an RBI in 14-of-20 games.
- Posted 13 multi-hit games, including two four-hit games...six multi-RBI games, including two four-RBI games.
- Season-high 13-game hitting streak came Aug. 1-15...went 28-for-57 (.491 AVG) with 15 R, 7 2B, 3 3B, 3 HR, 16 RBI, 2 BB, 5 SB.
- Named California League Post-Season All-Star for performance with Mavericks.

FRONT OFFICE

CHENEY STADIUM

COACHES/STAFF

2016 RAINIERS

2015 SEASON REVIEW

OPPONENTS

HISTORY & RECORDS

MEDIA & MISC.

LANDRY (CONTINUED)

2012 (continued):

- Named player of the week once with Quakes and once with Mavericks...first time came week ending July 29, his last week with the Quakes (went 14-for-30 with 9 R, 1 2B, 5 3B, 2 HR, 7 RBI, 1 BB, 3 SB...second time came week ending Aug. 12 with Mavericks (went 14-for-25 with 9 R, 6 2B, 2 3B, 8 RBI, 2 BB, 1 SB.

2011:

- Spent a career-high 125 games for Single-A Great Lakes ...hit .250 (125x500) with 59 R, 21 2B, 11 3B, 4 HR, 41 RBI, 37 BB, 28 SB...career high marks in hits, walks, and stolen bases.
- Kept the inning alive, hitting .284/.341/.407 with runners on and two outs.
- Recorded 37 multi-hit games, including two four-hit games...eight multi-RBI games, including one three-RBI game on Aug. 8 against West Michigan.
- Season-high 10-game hitting streak came May 22 – June 1...went 13-for-40 (.325 AVG) with 3 R, 5 2B, 1 3B, 4 RBI, 2 BB.
- Hit .321 (36x112) in August with 13 R, 2 2B, 2 3B, 2 HR, 12 RBI, 8 BB, 5 SB.

2010:

- Assigned to Rookie-Level Ogden after being drafted by Dodgers...in 57 games hit .349 (87x249) with 46 R, 20 2B, 4 3B, 4 HR, 38 RBI, 20 BB, 13 SB.
- Made professional debut on June 22 against Casper...went 2x4 with 1 2B, 1 BB.
- Hit first career home run on July 5 against Idaho Falls...went 3-for-6 with 2 R, 3 RBI, 1 BB.
- Recorded 32 multi-hit games, including eight three-hit games...nine multi-RBI games, including three three-RBI games.
- Named Pioneer League Player of the Week for the week ending July 18...went 13x25 (.520 AVG) with 7 R, 2 2B, 2 3B, 1 HR, 8 RBI, 2 BB, 1 SB.

Personal:

- Leon Renard Landry.
- Graduated from Baker (LA) High School in 2007...three-time First-Team All-District player as pitcher and infielder.
- Originally drafted by Cincinnati Reds in 36th round of 2007 draft, but did not sign.
- Attended Louisiana State University from 2008-10... part of College World Series Championship team in 2009.

LANDRY'S CAREER PLAYING RECORD

Year	Team	LG	AVG	G	AB	R	H	2B	3B	HR	RBI	BB	SO	SB	CS	OBP	SLG	SF	SAC	HP
2010	Ogden	PIO	.349	57	249	46	87	20	4	4	38	20	36	13	9	.399	.510	2	1	2
2011	Great Lakes	MID	.250	125	500	59	125	21	11	4	41	37	67	28	12	.307	.360	2	8	5
2012	Rancho Cuc.	CAL	.328	80	345	63	113	26	15	8	51	14	52	20	9	.358	.559	5	7	5
	High Desert	CAL	.385	24	104	25	40	8	3	5	25	5	14	7	2	.414	.663	1	0	1
2013	Jackson	SOU	.216	114	422	43	91	15	2	6	37	26	71	22	7	.262	.303	2	9	1
2014	Jackson	SOU	.280	108	421	60	118	21	9	2	30	19	48	25	10	.315	.387	1	6	3
2015	Tacoma	PCL	.262	57	187	33	49	5	0	8	27	18	31	11	4	.322	.417	5	0	1
	Jackson	SOU	.333	9	33	8	11	2	0	0	6	3	8	4	1	.389	.394	0	0	0
Minor Lg Totals				.280	574	2261	337	634	118	44	37	255	142	327	130	.326	.421	18	31	18



Leon Landry hit .349 (15x43) through 15 games in May 2015, including his first career multi-HR game on May 30 against Round Rock.



DAE-HO LEE

BORN: 06/21/1982 IN BUSAN, SOUTH KOREA
RESIDES: SOUTH KOREA

INF

ACQUIRED: SIGNED AS A MINOR LEAGUE FREE AGENT ON FEB. 3, 2016.

HEIGHT:	WEIGHT:	BATS:	THROWS:	AGE:
6' 4"	250	RIGHT	RIGHT	33

AS OF OPENING DAY 2016

LEE'S CAREER SUMMARY

2015:

- Played in 141 games for the Fukuoka Softbank Hawks in the Japan Pacific League...hit .282 (144x510) with 68 R, 30 2B, 31 HR, and 98 RBI.

2014:

- Recorded full season (144 G) with Fukuoka Softbank Hawks in the Japan Pacific League...hit .300 (170x566) with 60 R, 30 2B, 19 HR, and 68 RBI.

2013:

- Played second full season for Orix Buffaloes on the Japan Pacific League...hit .303 (158x521) with 60 R, 27 2B, 24 HR, and 91 RBI.

2012:

- First season in the Japan Pacific League after 11 years in the KBO...played in 144 games and hit .286 (150x525) with 54 R, 25 2B, 2 3B, 24 HR, and 91 RBI.
- Received the Pacific League Best Nine Award (Japanese equivalent of Silver Slugger).
- Led Japan Pacific League in RBI.

2011:

- Played final season in KBO with the Lotte Giants, playing in 133 games...hit .357 (176x493) with 76 R, 26 2B, 1 3B, 27 HR, and 113 RBI.
- Golden Glove Award winner at first base.
- KBO batting champion.
- Ranked first in the KBO in hits (176) and on-base percentage (.433).

2010:

- Logged 127 games with the Lotte Giants of the KBO... hit .364 (174x478) with 99 R, 13 2B, 44 HR, and 133 RBI.
- Named Korean Baseball Organization MVP and won his second Triple Crown.
- Golden Glove Award winner at third base.
- KBO batting champion.
- Ranked first in the KBO in home runs (44), RBI (133), slugging percentage (.667), hits (174), on-base percentage (.444), and OPS (1.111).
- Set a global professional baseball record by homering in nine straight games, August 5-14.

2009:

- Recorded full season with the Lotte Giants of the KBO... hit .293 (140x478) with 73 R, 28 2B, 1 3B, 28 HR, and 100 RBI.

2008:

- Hit .301 (131x435) across 122 games for the Lotte Giants of the KBO... added 73 R, 23 2B, 18 HR, and 94 RBI.
- Named KBO All-Star Game MVP for second time in career.

2007:

- Notched playing time in 121 games for the Lotte Giants of the KBO... hit .335 (139x415) with 79 R, 21 2B, 1 3B, 29 HR, and 87 RBI.
- Golden Glove Award winner at first base.
- Ranked first in the KBO in slugging percentage (.600).

2006:

- Played in 122 games for the Lotte Giants of the KBO... hit .336 (149x443) with 71 R, 26 2B, 26 HR, and 88 RBI.
- Won his first KBP Triple Crown.
- Ranked first in the KBO in home runs (26), RBI (88), and slugging percentage (.571).
- KBO League batting champion.
- Golden Glove Award winner at first base.

2005:

- Posted second full season with the Lotte Giants of the KBO... hit .266 (119x447) with 53 R, 16 2B, 2 3B, 21 HR, and 80 RBI.

2004:

- Recorded first 100+ game season with the Lotte Giants of the KBO... hit .248 (110x444) with 52 R, 26 2B, 20 HR, and 68 RBI.

FRONT
OFFICE

CHENEY
STADIUM

COACHES/STAFF

2016
RAINIERS

2015 SEASON
REVIEW

OPPONENTS

HISTORY &
RECORDS

MEDIA &
MISC.

LEE (CONTINUED)

2003:

- Played in 54 games with the Lotte Giants of the KBO... hit .243 (37x152) with 8 R, 6 2B, 4 HR, and 13 RBI.

2002:

- Spent second professional season with the Lotte Giants of the KBO, playing in 74 games and hitting .278 (71x255) with 27 R, 19 2B, 8 HR, and 32 RBI.

2001:

- Began professional career with the Lotte Giants of the KBO... played in six games and hit .500 (4x8) with 1 RBI.

International:

- Represented South Korea in the 2006 Asian Games, the 2007 Asian Baseball Championship, the 2008 Final Olympic Qualification Tournament, the 2008 Olympic Games, the 2009 World Baseball Classic, and the 2010 Asian Games.

Personal:

- Dae-Ho (day-ho) Lee.
- Attended Kyungnam High School in Busan, South Korea...hit cleanup and pitched for the school baseball team.
- Selected for the South Korean Junior National Team as a pitcher in 2000.
- Member of the championship team at the 2000 World Junior Baseball Championship in Edmonton, Canada.

LEE'S CAREER PLAYING RECORD

Year	Team	LG	AVG	G	AB	R	H	2B	3B	HR	RBI	BB	SO	SB	CS	OBP	SLG	SF	SAC	HP
2001	Lotte	KBO	.500	6	8	0	4	0	0	0	1	1	2	0	0	.556	.500	0	0	0
2002	Lotte	KBO	.278	74	255	27	71	19	0	8	32	19	66	1	0	.345	.447	0	0	7
2003	Lotte	KBO	.243	54	152	8	37	6	0	4	13	13	37	0	2	.327	.362	0	2	6
2004	Lotte	KBO	.248	132	444	52	110	26	0	20	68	38	78	4	3	.331	.441	6	6	20
2005	Lotte	KBO	.266	126	447	53	119	16	2	21	80	47	76	1	0	.354	.452	3	0	15
2006	Lotte	KBO	.336	122	443	71	149	26	0	26	88	39	55	0	1	.409	.571	1	0	16
2007	Lotte	KBO	.335	121	415	79	139	21	1	29	87	81	55	1	0	.453	.600	5	0	13
2008	Lotte	KBO	.301	122	435	73	131	23	0	18	94	62	56	0	1	.400	.478	12	0	18
2009	Lotte	KBO	.293	133	478	73	140	28	1	28	100	51	65	0	0	.377	.531	4	0	16
2010	Lotte	KBO	.364	127	478	99	174	13	0	44	133	61	77	0	2	.444	.667	3	0	10
2011	Lotte	KBO	.357	133	493	76	176	26	1	27	113	63	60	2	0	.433	.578	6	0	8
2012	Orix	JPPL	.286	144	525	54	150	25	2	24	91	64	85	0	2	.368	.478	5	0	7
2013	Orix	JPPL	.303	141	521	60	158	27	0	24	91	64	80	0	0	.384	.493	2	0	6
2014	Softbank	JPPL	.300	144	566	60	170	30	0	19	68	46	97	0	3	.362	.454	3	0	10
2015	Softbank	JPPL	.282	141	510	68	144	30	0	31	98	62	109	0	1	.368	.524	3	0	9
KBO Totals			.309	1150	4048	611	1250	204	5	225	809	475	627	9	9	.395	.528	40	8129	
JPPL Totals			.293	570	2122	242	622	112	2	98	348	236	371	0	6	.370	.486	13	0	32

TACOMA ERA CHAMPIONS

Tacoma has had 14 pitchers lead the PCL in ERA:

YR	PITCHER	ERA
1962	Gaylord Perry	2.48
1965	Bill Hands	2.19
1969	Jim Colborn	2.28
1974	Juan Veintidos	3.67
1975	Steve Luebber	2.39
1977	Eddie Bane	4.14
1978	Larry McCall	2.93
1982	Chris Codioli	1.90
1994	Doug Johns	2.89
1996	Bob Milacki	2.74
1997	Edwin Hurtado	3.88
1999	Melvin Bunch	3.10
2001	Denny Stark	2.37
2007	Jorge Campillo	3.07



STEVE LERUD

C

BORN: 10/13/1984 IN RENO, NV
RESIDES: RENO, NV

ACQUIRED: SIGNED AS A MINOR LEAGUE FREE AGENT ON FEB. 3, 2016.

DRAFTED: SELECTED BY PITTSBURGH IN THE THIRD ROUND OF THE 2003 DRAFT.

HEIGHT:	WEIGHT:	BATS:	THROWS:	AGE:
6' 1"	220	LEFT	RIGHT	31

AS OF OPENING DAY 2016

LERUD'S CAREER SUMMARY

2015:

- Played in 60 games for Triple-A Syracuse, hitting .238 (49x206) with 15 R, 7 2B, 2 HR, and 23 RBI.
- Spent time on 7-day disabled list from July 8-16 with a left thumb contusion.
- Hit .265 (13x49) against left-handed pitching...hit .229 (36x157) against righties.
- Led club with a .364 (16x44) batting average during the month of May (13 G).
- Threw out 32.7% (17 CS, 35 SB) of attempted base stealers.
- Posted a .313 (21x67) batting average with three doubles and 17 RBI with runners in scoring position.
- Ranked tied for second on the Chiefs with six hit by pitches.

2014:

- Spent the season with Triple-A Gwinnett...hit .250 (41x164) with 23 R, 9 2B, 1 3B, 4 HR, 19 RBI, and 1 SB.
- Threw out 22.0% (11 CS, 39 SB) of base stealers while with the Braves.
- Reached base safely in 27 consecutive road games from Apr. 10 – Aug. 18...hit .286 (22x77) with 12 walks during the streak...second longest road on-base streak in International League.
- Hit .288 (36x125) against right-handed pitchers...posted a .128 (16x70) batting average against lefties.
- Ranked third on Gwinnett in on-base percentage (.376) (min. 100 AB).

2013:

- Logged majority of the season with Triple-A Lehigh Valley (61 G) in final season with Philadelphia organization...appeared in six games for the Phillies...combined to hit .211 (39x185) with 20 R, 8 2B, 3 HR, 21 RBI, and 1 SB.
- Saw just five at-bats for Philadelphia across six games from June 11-17...optioned back to Lehigh Valley on June 18.
- Combined to throw out 33.9% (18 CS, 35 SB) of base stealers between Lehigh Valley and Philadelphia.
- Hit .242 (29x120) before the All-Star break with the Iron Pigs...hit .167 (10x60) in the second half.
- Posted season-best six-game hitting streak from Apr. 22 – May 6...hit .350 (7x20) with 1 R, 1 HR, and 4 RBI during the streak.

2012:

- Notched time in 35 games with Double-A Reading, while also playing in three games for Philadelphia...combined to hit .232 (26x112) with 8 R, 7 2B, and 7 RBI.
- Made one pitching appearance for Reading on July 3 against New Hampshire (0.2,1,0,0,0,0).
- Hit .277 (23x83) against right-handed pitchers...hit .053 (1x19) against lefties.
- Earned first career Major League promotion on Aug. 24...made ML debut and recorded first career ML hit on Aug. 30 against New York (NL).

2011:

- Played final year in Baltimore organization with Double-A Bowie (73 G)...hit .193 (44x228) with 25 R, 8 2B, 1 3B, 5 HR, and 30 RBI.
- Threw out 36.6% (22 CS, 38 SB) of attempted base stealers.
- Hit .215 (38x177) against right-handed pitchers, while hitting .118 (6x51) against lefties.
- Notched four hits on June 30 at Binghamton, tying single-game career high (4x4, 4 R, 2B, 3B, 3 RBI).

2010:

- Divided the year between Double-A Bowie (49 G) and Triple-A Norfolk (9 G)...combined to hit .190 (33x174) with 20 R, 8 2B, 1 3B, 6 HR, and 16 RBI.
- Opened the year with Triple-A Norfolk and hit .095 (2x21) in nine games before being sent to Bowie on May 10.
- Played remainder of the year with Bowie (49) and hit .203 (31x153) with 18 R, 7 2B, 1 3B, 6 HR, and 14 RBI.

2009:

- Logged 95 games with Double-A Altoona during final year in the Pittsburgh organization...hit .240 (73x304) with 31 R, 17 2B, 4 HR, 26 RBI, and 2 SB.
- Recorded an 11-game hitting streak from Apr. 15 – May 14...hit .405 (15x37) with 3 R, 2 2B, 2 HR, and 7 RBI during the streak.
- Threw out 27.2% (37 CS, 99 SB) of attempted base stealers.

2008:

- Split the season between Advanced-A Lynchburg (67 G) and Double-A Altoona (47 G)...combined to hit .247 (94x380) with 53 R, 21 2B, 12 HR, 58 RBI, and 2 SB...53 runs scored are single-season career high.
- Began the year with Lynchburg and hit .256 (60x234) with 36 R, 14 2B, 8 HR, 40 RBI, and 1 SB.

FRONT OFFICE

CHENEY STADIUM

COACHES/STAFF

2016 RAINIERS

2015 SEASON REVIEW

OPPONENTS

HISTORY & RECORDS

MEDIA & MISC.

LERUD (CONTINUED)

2008 (continued):

- Posted a season-high seven-game hitting streak from June 7-13...hit .321 (9x28) with 5 R, 2 2B, and 4 RBI during that stretch.
- Promoted to Altoona in June and closed out the year hitting .233 (34x146) with 17 R, 7 2B, 4 HR, and 18 RBI for the Curve.

2007:

- Played entire season for Advanced-A Lynchburg (84 G)...hit .202 (58x287) with 27 R, 17 2B, 1 3B, 4 HR, 31 RBI, and 3 SB.
- Threw out 39.7% (48 CS, 73 SB) of would-be base stealers.
- Hit .242 (36x149) at home and .159 (22x138) on the road.

2006:

- Notched a career-high 117 games with Single-A Hickory, hitting .239 (94x393) with 45 R, 28 2B, 12 HR, 57 RBI, and 4 SB...career-high marks in hits, runs, doubles, RBI, and stolen bases...tied career high in home runs.
- Named South Atlantic League Mid-Season All-Star... hit .254 (50x197) with 21 R, 17 2B, 7 HR, and 34 RBI before the break.
- Threw out 37.4% (58 CS, 97 SB) of attempted base stealers.

2005:

- Spent time with Single-A Hickory (25 G), rookie-level GCL Pirates (18 G), and short-season Williamsport (10 G)... combined to hit .157 (27x172) with 22 R, 5 2B, 3 3B, 5 HR, and 30 RBI.

2004:

- Began professional career with rookie-level GCL Pirates (48 G) and short-season Williamsport (8 G)... combined to hit .245 (50x204) with 24 R, 12 2B, 1 3B, 5 HR, and 20 RBI.
- Made professional debut on June 21 at GCL Red Sox... went 1-for-4 with one run, one double.
- Ranked fourth in the Gulf Coast League with 12 doubles.

Personal:

- Steven James Lerud (luh-ROOD).
- Graduated from Galena (Reno, NV) High School, 200... led Nevada high school players with 21 home runs in senior year... broke Matt Williams' high school home run record, hitting 60.

LERUD'S CAREER PLAYING RECORD

Year	Team	LG	AVG	G	AB	R	H	2B	3B	HR	RBI	BB	SO	SB	CS	OBP	SLG	SF	SAC	HP
2004	GCL Pirates	GCL	.246	48	175	22	43	12	1	5	20	11	38	0	1	.297	.411	3	0	3
	Williamsport	NYP	.241	8	29	2	7	0	0	0	2	4	6	0	1	.353	.241	0	0	1
2005	Hickory	SAL	.088	25	80	6	7	2	2	2	13	4	27	0	1	.149	.238	1	0	2
	GCL Pirates	GCL	.267	18	60	13	16	3	1	2	15	7	13	0	0	.351	.450	4	0	3
	Williamsport	NYP	.125	10	32	3	4	0	0	1	2	2	14	0	0	.176	.219	0	0	0
2006	Hickory	SAL	.239	117	393	45	94	28	0	12	57	40	146	4	3	.330	.402	0	0	13
2007	Lynchburg	CAR	.202	84	287	27	58	17	1	4	31	31	63	3	2	.299	.310	1	0	9
2008	Lynchburg	CAR	.256	67	234	36	60	14	0	8	40	26	65	1	1	.344	.419	5	0	8
	Altoona	EAS	.233	47	146	17	34	7	0	4	18	14	42	1	0	.302	.363	1	1	1
2009	Altoona	EAS	.240	95	304	31	73	17	0	4	26	38	53	2	1	.339	.336	5	6	10
2010	Norfolk	INT	.095	9	21	2	2	1	0	0	2	7	6	0	0	.321	.143	0	0	0
	Bowie	EAS	.203	49	153	18	31	7	1	6	14	18	47	0	0	.315	.379	0	1	7
2011	Bowie	EAS	.193	73	228	25	44	8	1	5	30	20	86	0	1	.268	.303	4	5	5
2012	Reading	EAS	.235	35	102	7	24	7	0	0	7	13	35	0	1	.350	.304	0	0	5
	PHILADEL.	NL	.200	3	10	1	2	0	0	0	0	2	0	0	0	.200	.200	0	0	0
2013	PHILADEL.	NL	.000	6	5	0	0	0	0	0	0	0	4	0	0	.000	.000	0	0	0
	Lehigh Valley	INT	.217	61	180	20	39	8	0	3	21	35	50	1	0	.353	.311	0	1	3
2014	Gwinnett	INT	.250	60	164	23	41	9	1	4	19	28	43	1	0	.376	.390	0	3	5
2015	Syracuse	INT	.238	60	206	15	49	7	0	2	23	19	58	0	0	.320	.301	0	0	6
Minor Lg Totals			.224	866	2794	312	626	147	8	62	340	317	792	13	12	.318	.349	24	17	81
Major Lg Totals			.133	9	15	1	2	0	0	0	0	0	6	0	0	.133	.133	0	0	0



ED LUCAS

INF

BORN: 05/21/1982 IN GRAND RAPIDS, MI
RESIDES: JUPITER, FL

ACQUIRED: SIGNED AS A MINOR LEAGUE FREE AGENT ON DEC. 17, 2015.

DRAFTED: SELECTED BY KANSAS CITY IN THE EIGHTH ROUND OF THE 2004 DRAFT.

HEIGHT:	WEIGHT:	BATS:	THROWS:	AGE:
6' 3"	210	RIGHT	RIGHT	33

AS OF OPENING DAY 2016

LUCAS' CAREER SUMMARY

2015:

- Logged 107 games for Triple-A Round Rock...hit .316 (124x393) with 43 R, 17 2B, 3 3B, 6 2B, 48 RBI, and 3 SB...career-high mark in batting average.
- Finished the season ranked fifth in Pacific Coast League with .316 batting average....ranked first on Express in hits, fourth in RBI.
- Spent time on the disabled list from June 2 – July 4.
- Recorded 35 multi-hit games, including nine three-hit performances.
- Hit .365 (50x137) against left-handed pitchers and .289 (74x256) against righties.
- Posted a .360 (36x100) batting average with 10 R, 6 2B, and 11 RBI through 28 games in May.
- Notched a season-high 10-game hitting streak from May 10-21...hit .406 (13x32) with 4 R, 2 2B, and 5 RBI during the streak.
- Went 7-for-14 (.500) with 2 R, 1 2B, and 3 RBI in four games against the Rainiers (at Cheney Stadium).

2014:

- Played majority of the season with Miami (69 G), also spent time with Triple-A New Orleans (14 G) and Advanced-A Jupiter (3 G)...combined to hit .264 (63x239) with 27 R, 6 2B, 1 HR, 15 RBI, and 1 SB.
- Began the year on the disabled list with a fractured left hand...sent on rehab assignment to Jupiter on Apr. 25...activated from disabled list on Apr. 29.
- Across three stints with the Marlins, hit .251 (45x179) with 19 R, 5 2B, 1 HR, and 9 RBI.
- While with Miami, hit .329 (24x73) against left-handed pitching...hit .198 (21x106) against righties.
- Logged 14 games with New Orleans across two stints, hitting .429 (6x14) with 2 RBI.
- Claimed off waivers by Texas on Oct. 10.

2013:

- Split the season between Triple-A New Orleans (46 G) and Miami (94 G)...combined to hit .273 (145x532) with 69 R, 26 2B, 1 3B, 9 HR, 42 RBI, and 3 SB.
- Began the year with New Orleans, hitting .304 (55x181) with 26 R, 12 2B, 5 HR, 14 RBI, and 2 SB.
- Earned first career Major League promotion on May 29, spent the rest of the year with Miami and hit .256 (90x351) with 43 R, 14 2B, 1 3B, 4 HR, 28 RBI, and 1 SB.
- Made Major League debut at age 31 on May 30 against Tampa Bay (0x1)...recorded first ML hit on May 31 against New York (NL) (1x3, R, RBI).
- Notched four hits in third career ML game, going 4-for-4 with two runs, one double, and two RBI on June 2 against New York (NL)...fastest Marlins rookie with a four-hit game in franchise history.
- Hit game-winning home run in the tenth inning on Sep. 18 at Philadelphia (2x5, R, HR, RBI).
- Posted a .330 (35x106) batting average against left-handed pitchers while with Miami...hit .224 (55x245) against righties.

2012:

- Played only year in Los Angeles (AL) organization with Triple-A Salt Lake (118 G)...hit .262 (108x412) with 61 R, 20 2B, 2 3B, 12 HR, 52 RBI, and 5 SB.
- Spent time on defense at shortstop (77 G), second base (25 G), and left field (14 G).
- Finished the season ranked third on the Bees in games (118), and at-bats (412)...ranked fourth on club in runs (61) and hits (108).
- Hit .310 (36x116) against left-handed pitchers...hit .243 (72x296) against righties.
- Posted a season-long 10-game hitting streak from Apr. 13-22...hit .486 (17x35) with 7 R, 2 2B, and 6 RBI during the streak.

2011:

- Divided season between Triple-A Gwinnett (81 G) and Double-A Mississippi (42 G) in the Atlanta organization...combined to hit .238 (100x421) with 57 R, 20 2B, 1 3B, 10 HR, 55 RBI, and 4 SB.
- Opened the year with Gwinnett and hit .218 (57x262) with 25 R, 14 2B, 1 3B, 3 HR, 29 RBI, and 4 SB.
- Assigned to Mississippi on July 19 and finished the year there, hitting .270 (43x159) with 32 R, 6 2B, 7 HR, and 26 RBI.

FRONT OFFICE

CHENEY STADIUM

COACHES/STAFF

2016 RAINIERS

2015 SEASON REVIEW

OPPONENTS

HISTORY & RECORDS

MEDIA & MISC.

LUCAS (CONTINUED)

2011 (continued):

- Hit a grand slam home run on Sep. 4 at Carolina in 8-7 win...went 2-for-4 with one run, four RBI.
- Posted a .341 (15x44) batting average against left-handed pitchers while with Mississippi...hit .243 (28x115) against righties.
- Combined to see time defensively at first base (9 G), shortstop (55 G), second base (33 G), third base (14 G), right field (2 G), and left field (12 G).

2010:

- Spent all year with Triple-A Omaha in final year with Kansas City organization...hit .307 (108x352) with 52 R, 20 2B, 1 3B, 13 HR, 50 RBI, and 7 SB.
- Ranked second on the Royals in batting average (.307) and walks (52).
- Posted a 10-game hitting streak from July 10-22...hit .368 (14x38) with 4 R, 1 2B, and 4 RBI during that stretch.
- Hit .319 (46x144) in the first half of the season and .298 (62x208) in the second half.
- Posted a .376 (38x101) batting average against left-handed pitchers...hit .279 (70x251) against righties.

2009:

- Played majority of the season with Double-A Northwest Arkansas (103 G), also spent time with Triple-A Omaha (5 G)...combined to hit .287 (104x363) with 62 R, 22 2B, 2 3B, 10 HR, 59 RBI, and 18 SB.
- Finished the season ranked fifth in the Texas League in on-base percentage (.388) and slugging percentage (.448).
- Ranked second on Naturals in RBI (58), third in games (103), at-bats (355), runs (61), hits (103), and home runs (10).
- Named Texas League Player of the Week for June 29 – July 5...hit .667 (8x12) with 6 R, 3 2B, and 2 RBI while also drawing six walks.
- Played in five games with Omaha in May...hit .125 (1x8) with 1 R, 1 RBI.

2008:

- Split the season between Double-A Northwest Arkansas (79 G) and Triple-A Omaha (16 G)...combined to hit .278 (88x317) with 45 R, 10 2B, 4 3B, 4 HR, 30 RBI, and 14 SB.
- Began the year and hit .304 (82x270) across two stints with Northwest Arkansas (Apr. 22 – May 30, June 26 – Sep. 1).
- Played in 16 games with Omaha from May 31 – June 20...hit .128 (6x47) with 7 R in first career Triple-A action.
- Recorded a hit in 16-of-20 games to close out the season at Northwest Arkansas...hit .352 (25x71) with 12 R, 1 2B, 1 3B, and 5 RBI during that stretch.
- Hit .324 (73x225) against right-handed pitching with NW Arkansas...hit .200 (9x45) against lefties.

2007:

- Played in 34 games with Double-A Wichita, hitting .280 (35x125) with 19 R, 6 2B, 1 3B, 3 HR, 17 RBI, and 2 SB.
- Suffered season-ending back injury on May 20.
- Hit .301 (28x93) against right-handed pitchers...hit .219 (7x32) against lefties.

2006:

- Notched playing time in 124 games with Advanced-A High Desert...hit .281 (128x455) with 71 R, 26 2B, 4 3B, 8 HR, 66 RBI, and 19 SB...posted career-high marks in runs and RBI.
- Led the California League with a .393 (35x89) batting average during the month of July (25 G)...posted 15 R, 3 HR, and 17 RBI during that stretch.
- Finished the season ranked second on the club in games (126), at-bats (455), hits (128), and doubles (26)...ranked third in runs (71) and RBI (67).
- Hit .353 (83x235) through 62 home games...hit .205 (45x220) in 62 games on the road.

2005:

- Spent entire season with Single-A Burlington (113 G), hitting .292 (124x425) with 52 R, 12 2B, 4 3B, 1 HR, 36 RBI, and 29 SB...set career-high in stolen bases.
- Led the Midwest League with a .371 (36x97) batting average in May (28 G)...notched 15 R and 12 RBI during that month.
- Hit .348 (31x89) against left-handed pitchers...hit .277 (93x336) against righties.
- Ranked first in the club in batting average (.292) and hits (124)...ranked second in stolen bases (29).

2004:

- Split first professional season between rookie-level Idaho Falls (41 G) and Single-A Burlington...combined to hit .272 (66x243) with 42 R, 11 2B, 2 3B, 39 RBI, and 9 SB.
- Made professional debut and recorded first career hit on June 18 against Ogden...went 1-for-4.

Personal:

- Edward Lee Lucas.
- Wife, Holly...son, Rhodes.
- Graduated from Spruce Creek (Port Orange, FL) High School in 2000.
- Three-time All-Ivy League shortstop at Dartmouth College...Ivy League Player of the Year and Alfred E. Watson Award winner in 2004...won Ivy League batting title as a senior, hitting .493...played football as a freshman...graduated in 2004 with degrees in sociology and economics.

LUCAS' CAREER PLAYING RECORD

Year	Team	LG	AVG	G	AB	R	H	2B	3B	HR	RBI	BB	SO	SB	CS	OBP	SLG	SF	SAC	HP
2004	Idaho Falls	PIO	.312	41	154	30	48	6	1	0	29	14	18	7	3	.382	.364	4	3	6
	Burlington	MID	.202	24	89	12	18	5	1	0	10	5	21	2	2	.258	.281	1	2	2
2005	Burlington	MID	.292	113	425	52	124	12	4	1	36	40	67	29	10	.355	.346	0	7	2
2006	High Desert	CAL	.281	124	455	71	128	26	4	8	66	46	83	19	6	.349	.409	3	2	3
2007	Wichita	TEX	.280	34	125	19	35	6	1	3	17	9	23	2	1	.328	.416	0	1	0
2008	Omaha	PCL	.128	16	47	7	6	0	0	0	0	7	14	0	1	.241	.128	0	1	0
	NW Arkansas	TEX	.304	79	270	38	82	10	4	4	30	29	47	14	7	.372	.415	1	2	1
2009	Omaha	PCL	.125	5	8	1	1	0	0	0	1	2	4	0	1	.300	.125	0	1	0
	NW Arkansas	TEX	.290	103	355	61	103	22	2	10	58	53	75	18	2	.388	.448	5	4	7
2010	Omaha	PCL	.307	99	352	52	108	20	1	13	50	52	68	7	1	.398	.480	3	5	3
2011	Gwinnett	INT	.218	81	262	25	57	14	1	3	29	28	74	4	0	.294	.313	2	2	1
	Mississippi	SOU	.270	42	159	32	43	6	0	7	26	15	38	0	0	.344	.440	2	1	4
2012	Salt Lake	PCL	.262	118	412	61	108	20	2	12	52	28	82	5	4	.316	.408	3	4	6
2013	New Orleans	PCL	.304	46	181	26	55	12	0	5	14	12	37	2	1	.354	.453	0	1	2
	MIAMI	NL	.256	94	351	43	90	14	1	4	28	26	78	1	1	.311	.336	1	4	2
2014	Jupiter	FSL	.429	3	14	3	6	0	0	0	2	2	2	0	0	.500	.429	0	0	0
	New Orleans	PCL	.261	14	46	5	12	1	0	0	3	7	10	0	0	.351	.283	3	0	1
	MIAMI	NL	.251	69	179	19	45	5	0	1	9	8	48	1	0	.283	.296	0	2	0
2015	Round Rock	PCL	.316	107	393	43	124	17	3	6	48	45	85	3	4	.389	.420	1	0	3
Minor Lg Totals			.282	1049	3747	538	1058	177	24	72	471	394	748	112	43	.355	.400	28	36	41
Major Lg Totals			.255	163	530	62	135	19	1	5	37	34	126	2	1	.302	.323	1	6	2

FRONT OFFICE

CHENEY STADIUM

COACHES/STAFF

2016 RAINIERS

2015 SEASON REVIEW

OPPONENTS

HISTORY & RECORDS

MEDIA & MISC.



CODY MARTIN

RHP

BORN: 09/04/1989 IN DOS PALOS, CA
RESIDES: DOS PALOS, CA

ACQUIRED: CLAIMED OFF WAIVERS FROM OAKLAND ON OCT. 19, 2015.

DRAFTED: SELECTED BY ATLANTA IN THE SEVENTH ROUND OF THE 2011 DRAFT.

HEIGHT:	WEIGHT:	BATS:	THROWS:	AGE:
6' 3"	230	RIGHT	RIGHT	26

AS OF OPENING DAY 2016

MARTIN'S CAREER SUMMARY

2015:

- Split season between Atlanta (21 G), Triple-A Nashville (11 GS), Triple-A Gwinnett (7 G, 6 GS), and Oakland (4 G, 2 GS)...combined to go 7-10 with one save and a 4.97 ERA (69ERx125.0IP).
- Made Atlanta's opening day roster, and over two stints with the Braves went 2-3 with a 5.40 ERA (13ERx21.2IP) in 21 relief outings.
- Made Major League debut on April 7 at Miami (2.0,1,0,0,0,4).
- Over two stints with Gwinnett went 1-3 with one save and a 2.10 ERA (8ERx34.1IP) in seven games (six starts).
- Traded from Atlanta to Oakland on July 2 in exchange for other considerations.
- Assigned to Nashville and went 4-4 with a 5.10 ERA (34ERx60.0IP) over two stints with the Sounds.
- Made four appearances (two starts) for Oakland in September, going 0-2 with a 14.00 ERA (14ERx9.0IP).

2014:

- Pitched entire season for Triple-A Gwinnett, going 7-8 with one save and a 3.52 ERA (61ERx156.0IP) through 27 games (26 starts).
- Finished the season ranked sixth in the International League in ERA (3.52) and third in strikeouts (142)...ranked fifth among qualified starting pitchers in strikeouts per nine ratio (8.12).
- Tied for team lead in wins (7) and led the club in games started (26), innings pitched (156.0), and strikeouts (142).
- Posted a 6-3 record with a 2.42 ERA (25ERx93.0IP) at home...went 1-5 with a 5.14 ERA (36ERx63.0IP) on the road.
- Allowed opposing batters to hit .254 (151x595)...right-handed batters hit .240 (65x271), while lefties hit .265 (86x324).
- Pitched a three-hit complete game on June 25 against Toledo, earning the win (7.0,3,1,1,2,2,HR)...one of only eight three-hitters tossed in International League all season.
- First appearance of the season came out of the bullpen on Apr. 4 at Durham (3.0,3,1,1,4)...earned a save.

2013:

- Split the year between Double-A Mississippi (16 G, 11 GS) and Triple-A Gwinnett (13 G, 11 GS)...combined to go 6-7 with a 3.16 ERA (48ERx136.2IP).
- Began the season with Mississippi, going 3-3 with a 2.82 ERA (21ERx67.0IP).
- Went 2-1 with a 2.36 ERA (9ERx34.1IP) over final six appearances (all starts) with Mississippi.
- Posted a 4.66 ERA (5ERx9.2IP) as a reliever...notched a 2.51 ERA (16ERx57.1IP) as a starter.
- Promoted to Gwinnett on June 18 and closed out the season going 3-4 with one save and a 3.49 ERA (27ERx69.2IP) over 13 appearances (11 starts).
- Combined to allow opposing batters to hit .241 (122x506)...right-handed batters hit .226 (60x265), while lefties hit .257 (62x241).

2012:

- Logged full season with Advanced-A Lynchburg (22 G, 19 GS)...posted a 12-7 record with a 2.93 ERA (35ERx107.1IP)...notched career-high marks in wins (12).
- Named Carolina League Pitcher of the Week three times...May 7-14 logged two starts and went 2-0 with 10 strikeouts and four earned runs over 13.0 IP...July 2-9 won two starts and fanned 16 with two earned runs across 12.0 IP...July 9-16 tossed two-hit, complete game shutout against Salem on July 13 (9.0,2,0,0,1,14).
- Went 7-2 with a 2.15 ERA (13ERx54.1IP) over final 10 appearances of the season (nine starts).
- Finished season ranked among top five Carolina League pitchers in wins (second, 12), and strikeouts (fourth, 123).
- Held opposing batters to a .235 (93x395) batting average...right-handed batters hit .225 (64x285), while lefties hit .264 (29x110).

2011:

- Divided first professional season between rookie-level Danville (8 G) and Single-A Rome (14 G)...combined to go 1-0 with nine saves and a 1.08 ERA (4ERx33.1IP).
- Made professional debut in relief on June 23 at Pulaski (1.0,0,0,0,0,2).
- Notched 14 strikeouts and allowed only two hits across 9.0 innings pitched while with Danville.
- Promoted to Rome on July 14 and finished the season with 14 relief outings, going 1-0 with six saves and a 1.48 ERA (4ERx24.1IP).
- Fanned 35 batters and allowed just 18 hits in 24.1 innings of work with Rome.

FRONT OFFICE

CHENEY STADIUM

COACHES/STAFF

2016 RAINIERS

2015 SEASON REVIEW

OPPONENTS

HISTORY & RECORDS

MEDIA & MISC.

MARTIN (CONTINUED)

2011 (continued):

- Combined to allow opposing batters to hit .175 (20x114).
- Named MiLB.com Organizational All-Star.

Personal:

- Cody Matthew Martin.
- Attended Gonzaga University in Spokane, 2008-11... played with former Rainiers and Mariners pitcher Tyler Olson... set Gonzaga single-season record with nine saves his freshman year... led team with five wins his junior year... named First Team All-American by Baseball America and Second Team All-American by the American Baseball Coaches Association his senior year... led NCAA division one qualified pitchers in ERA (0.86/5ERx52.1IP)... signed by Atlanta scout and former Rainiers pitcher Brett Evert.
- Originally selected by Minnesota in the 20th round of the 2010 draft, but did not sign.

MARTIN'S CAREER PITCHING RECORD

Year	Team	LG	W-L	ERA	G	GS	CG	SHO	SV	IP	H	R	ER	HR	HB	BB	SO	WP	BK
2011	Danville	APP	0-0	0.00	8	0	0	0	3	9.0	2	0	0	0	0	1	14	0	0
	Rome	SAL	1-0	1.48	14	0	0	0	6	24.1	18	7	4	2	1	4	35	1	0
2012	Lynchburg	CAR	12-7	2.93	22	19	1	1	0	107.1	93	49	35	7	7	34	123	1	0
	Mississippi	SOU	3-3	2.82	16	11	0	0	0	67.0	63	23	21	3	0	27	71	2	1
2013	Gwinnett	INT	3-4	3.49	13	11	1	0	1	69.2	59	30	27	6	2	31	66	2	0
	Gwinnett	INT	7-8	3.52	27	26	1	0	1	156.0	151	66	61	17	7	56	142	0	0
2014	ATLANTA	NL	2-3	5.40	21	0	0	0	0	21.2	24	13	13	4	1	7	24	1	0
	Gwinnett	INT	1-3	2.10	7	6	0	0	1	34.1	24	11	8	2	1	9	33	1	0
2015	Nashville	PCL	4-4	5.10	11	11	0	0	0	60.0	59	36	34	6	3	31	58	5	0
	OAKLAND	AL	0-2	14.00	4	2	0	0	0	9.0	16	14	14	4	1	5	3	1	0
Minor Lg Totals			31-29	3.24	118	84	3	1	12	527.2	469	222	190	43	21	193	542	12	1
Major Lg Totals			2-5	7.92	25	2	0	0	0	30.2	40	27	27	8	2	12	27	2	0



BRAD MILLS

LHP

BORN: 03/05/1985 IN MESA, AZ
RESIDES: MESA, AZ

ACQUIRED: SIGNED AS A MINOR LEAGUE FREE AGENT ON DEC. 17, 2015.

DRAFTED: SELECTED BY TORONTO IN THE FOURTH ROUND OF THE 2007 DRAFT.

HEIGHT:	WEIGHT:	BATS:	THROWS:	AGE:
6' 0"	188	RIGHT	LEFT	31

AS OF OPENING DAY 2016

FRONT OFFICE

CHENEY STADIUM

COACHES/STAFF

2016 RAINIERS

2015 SEASON REVIEW

OPPONENTS

HISTORY & RECORDS

MEDIA & MISC.

MILLS' CAREER SUMMARY

2015:

- Made 24 starts for Triple-A Nashville, also made one start for Oakland...combined to go 5-12 with a 4.55 ERA (72ERx142.1IP).
- Ranked fifth in the Pacific Coast League among qualified starting pitchers (min. 0.8 IP/league games) in opponent batting average (.262/134x511)...right-handed batters hit .241 (92x381), while lefties hit .323 (42x130).
- Finished the year ranked first on Sounds in games started (24), second in innings pitched (137.1) and strikeouts (95).
- Worked a season-high 8.2 innings on July 25 against New Orleans (8.2,3,3,2,3,6,HR)...suffered the loss.
- Posted a 2.93 ERA (24ERx73.2IP) across May and June, spanning 12 starts...3-5 record during that stretch.
- Selected by Oakland on Aug. 14 and made start that same day at Baltimore (5.0,7,3,3,1,1,HR).
- Designated for assignment on Aug. 15 and outrighted to Nashville on Aug. 17.
- Spent time on the temporarily inactive list from Aug. 28 – Sep. 1.

2014:

- Spent time with four teams across three organizations, including Triple-A Nashville (14 G, 12 GS), Oakland (3 GS), Toronto (2 G), and Triple-A Buffalo (6 GS)...combined to post a 7-4 record with a 3.16 ERA (45ERx128.0IP).
- Began the season in the Milwaukee organization with Nashville, going 4-2 with a 1.56 ERA (13ERx75.0IP).
- Traded to Oakland in exchange for cash considerations on June 17...made three start for the Athletics, going 1-1 with a 4.41 ERA (8ERx16.1IP).
- Designated for assignment by Oakland on July 7 and claimed off waivers by Toronto on July 17...made two relief appearances for the Blue Jays, posting a 27.00 ERA (13ERx4.1IP).
- Spent two stints with Buffalo, earning a 2-1 record with a 3.06 ERA (11ERx32.1IP).
- Combined to hold opposing hitters to a .226 (106x469) batting average.

2013:

- Spent all year with Triple-A Round Rock...went 7-5 with a 3.87 ERA (42ERx97.2IP).
- Named Pacific Coast League Pitcher of the Week for Apr. 4-15...earned the win in a pair of starts, allowed just seven hits and one earned run over 13.0 innings of work with nine strikeouts.
- Accumulated a 6-0 record with a 2.87 ERA (19ERx59.2IP) over first 11 appearances (10 starts) of the season.
- Made lone relief appearance of the year on May 23 against Reno (2.0,1,0,0,2,1).
- Spent time on the 7-day disabled list from May 15-23.
- Allowed opposing batters to hit .248 (92x371)...left-handed batters hit .239 (28x117), while righties hit .252 (64x154).
- Lost final four starts of the season...posted a 7.20 ERA (16ERx20.0IP) over that span.
- Named Pacific Coast League Mid-Season All-Star.

2012:

- Played majority of the season with Triple-A Salt Lake (21 G, 19 GS), also made one start for Los Angeles (AL)...combined to go 6-10 with a 5.61 ERA (71ERx114.0IP).
- Ranked fourth on the Bees in games started (19) and innings pitched (109.0).
- Selected by Los Angeles (AL) on July 8, made start the same day against Baltimore (5.0,3,0,0,0,6).
- Spent time on the 7-day disabled list from May 29 to June 23 with left shoulder inflammation.
- Combined to allow an opponent batting average of .301 (136x452).

2011:

- Combined for 12 wins between Triple-A Las Vegas (24 GS) and Toronto (5 G, 4 GS)...posted a cumulative 4.61 ERA (90ERx175.2IP).
- Ranked sixth in the Pacific Coast League among qualified pitchers with a 4.00 ERA (70ERx157.1IP).
- Totaled three stints with Las Vegas (Apr. 7-12, Apr. 14 – July 27, Aug. 18 – Sep. 6)...combined for an 11-9 record with a 4.00 ERA (70ERx157.1IP).
- Named Pacific Coast League Pitcher of the Week for July 11-18...made one start, allowing one hit over 8.0 innings on July 17 at Tucson (8.0,1,0,0,2,6).
- Named Pacific Coast League Mid-season All-Star...went 7-7 with a 3.97 ERA (51ERx115.2IP) in the first half...went 402 with a 4.10 ERA (19ERx41.2IP) after the break.
- Posted a 2.18 ERA (8ERx33.0IP) over first five starts of the season with Las Vegas.
- Across three trips to Toronto, posted a 1-2 record with a 9.82 ERA (20ERx18.1IP) in five games (four starts).

MILLS (CONTINUED)

2010:

- Split the year between Triple-A Las Vegas (20 GS) and Toronto (7 G, 3 GS)...combined to accumulate a 9-6 record with a 5.08 ERA (76ERx134.2IP).
- Ranked first on the 51s in strikeouts (100), tied for first in games started (20), second in wins (8) and innings pitched (112.1).
- Logged a 5-4 record with a 4.31 ERA (37ERx77.1IP) prior to the all-star break with Las Vegas...went 3-2 with a 6.43 ERA (25ERx35.0IP) in the second half.
- Across three stints with Toronto, went 1-0 with a 5.64 ERA (14ERx22.1IP) in seven appearances (three starts).
- Earned first career Major League win on July 28 against Baltimore (7.0,2,0,0,3,4).
- Combined to allow opposing batters to hit .264 (138x523).
- Spent time on the 7-day disabled list from June 13 – July 6...placed on temporarily inactive list from July 7-15.

2009:

- Divided time between Triple-A Las Vegas (14 GS) and Toronto (2 GS)...combined to go 3-9 with a 4.89 ERA (50ERx92.0IP).
- Posted a 2-8 record with a 4.06 ERA (38ERx84.1IP) for the 51s.
- Notched a season-high 11 strikeouts while with Las Vegas on June 7 at Tacoma (7.0,4,0,0,11).
- Made Major League debut with Toronto on June 18 at Philadelphia (3.2,6,4,4,2,2 HR).

2008:

- Pitched for Single-A Lansing (15 GS), Double-A New Hampshire (6 GS), and Advanced-A Dunedin (6 GS)...totaled a 13-5 record with a 1.95 ERA (32ERx147.1IP).
- Named to the Midwest League Mid-Season All-Star team after going 5-3 with a 2.75 ERA (23ERx75.1IP) in the first half with Lansing.
- Split second half of the season between New Hampshire and Dunedin, going 7-2 with a 1.23 ERA (9ERx66.0IP) between the two clubs.
- Combined to record 159 strikeouts in 147.1 innings of work all season.

2007:

- Spent first professional season with short-season Auburn, going 2-0 with a 2.00 ERA (4ERx18.0IP).
- Made professional debut, a start, on June 22 against Williamsport (2.0,1,2,2,1,3).
- Earned first career win in relief on Aug. 11 at Brooklyn (3.0,2,0,0,4).

Personal:

- Bradley Aaron Mills.
- Played for the University of Arizona from 2004-07...posted a 4.56 ERA (98ERx193.4IP) with a 15-10 record over four years with the Wildcats...led team with six wins as a junior... graduated with a degree in Civil Engineering.
- Originally selected by Toronto in the 22nd round of the 2006 draft, but did not sign.
- Graduated from Mountain View (Mesa, AZ) High School, 2006.

MILLS' CAREER PITCHING RECORD

Year	Team	LG	W-L	ERA	G	GS	CG	SHO	SV	IP	H	R	ER	HR	HB	BB	SO	WP	BK
2007	Auburn	NYP	2-0	2.00	6	2	0	0	0	18.0	9	4	4	0	1	6	21	0	0
2008	Lansing	MID	6-3	2.55	15	15	0	0	0	81.1	71	30	23	3	5	28	92	2	0
	New Hamp.	EAS	3-2	1.10	6	6	0	0	0	32.2	24	11	4	2	1	12	32	2	0
2009	Dunedin	FSL	4-0	1.35	6	6	0	0	0	33.1	25	9	5	2	0	12	35	1	0
	TORONTO	AL	0-1	14.09	2	2	0	0	0	7.2	14	12	12	4	0	6	9	0	0
2010	Las Vegas	PCL	2-8	4.06	14	14	1	0	0	84.1	83	43	38	6	4	35	72	4	1
	Las Vegas	PCL	8-6	4.97	20	20	0	0	0	112.1	118	66	62	15	2	43	100	4	1
2011	TORONTO	AL	1-0	5.64	7	3	0	0	0	22.1	20	14	14	2	1	13	18	1	0
	Las Vegas	PCL	11-9	4.00	24	24	1	0	0	157.1	161	73	70	20	5	39	136	6	1
2012	TORONTO	AL	1-2	9.82	5	4	0	0	0	18.1	23	20	20	4	2	12	18	1	0
	LOS ANGE.	AL	1-0	0.00	1	1	0	0	0	5.0	3	0	0	0	0	0	6	0	0
2013	Salt Lake	PCL	5-10	5.86	21	19	0	0	0	109.0	133	73	71	13	5	40	67	2	0
	Round Rock	PCL	7-5	3.87	18	17	0	0	0	97.2	92	48	42	9	4	29	73	0	2
2014	Nashville	PCL	4-2	1.56	14	12	0	0	0	75.0	51	18	13	5	4	18	77	2	1
	OAKLAND	AL	1-1	4.41	3	3	0	0	0	16.1	19	9	8	2	1	7	14	1	0
	TORONTO	AL	0-0	27.00	2	0	0	0	0	4.1	10	13	13	3	1	4	5	0	0
	Buffalo	INT	2-1	3.06	6	6	0	0	0	32.1	26	11	11	2	0	5	26	1	0
2015	OAKLAND	AL	0-0	5.40	1	1	0	0	0	5.0	7	3	3	1	1	1	1	0	0
	Nashville	PCL	5-12	4.52	24	24	0	0	0	137.1	134	74	69	12	3	55	95	6	0
Minor Lg Totals			59-58	3.82	174	165	2	0	0	970.2	927	460	412	89	34	322	826	30	6
Major Lg Totals			4-4	7.97	21	14	0	0	0	79.0	96	71	70	16	6	43	71	3	0



DAINER MOREIRA

INF

BORN: 06/19/1984 IN GUANTANAMO, CUBA
RESIDES: MEXICO CITY, MEXICO

ACQUIRED: SIGNED AS AN INTERNATIONAL FREE AGENT ON JAN. 28, 2016.

HEIGHT: 5' 11" **WEIGHT:** 180 **BATS:** RIGHT **THROWS:** RIGHT **AGE:** 31

AS OF OPENING DAY 2016

FRONT OFFICE

CHENEY STADIUM

COACHES/STAFF

2016 RAINIERS

2015 SEASON REVIEW

OPPONENTS

HISTORY & RECORDS

MEDIA & MISC.

MOREIRA'S CAREER SUMMARY

2015:

- Made appearances in four games for Cangrejeros de Santurce in the Puerto Rican Winter League, hitting .167 (2x12) with one run and one RBI.
- Defected from Cuba on Feb. 3.

2014:

- Played in 60 games for Matanzas in the Cuban National Series...hit .332 (82x247) with 46 R, 5 2B, 2 3B, 28 RBI, and 5 SB.

2013:

- Saw time in 87 games for Mantanzas of the Cuban National Series...hit .301 (102x339) with 61 R, 10 2B, 3 3B, 25 RBI, and 4 SB.

2012:

- Split time between Guantanamo (45 G) and Ciego de Avila (40 G), both of the Cuban National Series... combined to hit .300 (100x333) with 43 R, 8 2B, 2 3B, 1 HR, 30 RBI, and 10 SB.

2006-2011:

- Played six seasons for Guantanamo in the Cuban National Series...hit a combined .319 (660x2069) with 331 R, 75 2B, 22 3B, 190 RBI, and 43 SB.
- Went 6-for-6 with two doubles on Nov. 13, 2009...tied the Cuban record for hits in a 9-inning game.

Personal:

- Dainer Moreira Ramirez.
- Defected from Cuba on Feb. 3, 2015 while playing for Pinar del Rio in the 2015 Caribbean Series.

MOREIRA'S CAREER PLAYING RECORD

Year	Team	LG	AVG	G	AB	R	H	2B	3B	HR	RBI	BB	SO	SB	CS	OBP	SLG	SF	SAC	HP
2006	Guantanamo	CNS	.301	75	226	27	68	3	6	0	19	8	35	6	7	.338	.367	1	8	5
2007	Guantanamo	CNS	.319	87	360	48	115	14	2	1	33	6	29	7	8	.349	.378	1	7	11
2008	Guantanamo	CNS	.302	88	388	73	117	15	4	2	30	16	16	3	4	.345	.376	1	6	10
2009	Guantanamo	CNS	.336	85	363	67	122	12	3	1	35	11	19	8	9	.379	.394	1	3	15
2010	Guantanamo	CNS	.338	90	385	68	130	17	3	2	43	12	15	6	8	.373	.413	4	3	12
2011	Guantanamo	CNS	.311	85	347	48	108	14	4	1	30	14	21	13	7	.348	.383	1	3	6
2012	Guantanamo	CNS	.317	45	180	22	57	4	1	1	19	4	6	6	6	.346	.367	0	2	4
2012	Avila	CNS	.281	40	153	21	43	4	1	0	11	7	11	4	2	.323	.320	1	2	3
2013	Matanzas	CNS	.301	87	339	61	102	10	3	0	25	22	10	4	4	.364	.348	2	4	13
2014	Matanzas	CNS	.332	60	247	46	82	5	2	0	28	19	11	5	5	.397	.368	2	0	9
2015	Santurce	PRWL	.167	4	12	1	2	0	0	0	1	0	2	0	0	.167	.167	0	1	0
All Levels Totals				.315	746	3000	482	946	98	29	8	274	119	175	62	.358	.375	14	39	88
Foreign Totals				.316	742	2988	481	944	98	29	8	273	119	173	62	.359	.376	14	38	88



EFREN NAVARRO

INF

BORN: 05/14/1986 in LYNNWOOD, CA
RESIDES: LYNNWOOD, CA

ACQUIRED: SIGNED AS A MINOR LEAGUE FREE AGENT ON MAR. 2, 2016.

DRAFTED: SELECTED BY LOS ANGELES (AL) IN THE 50TH ROUND OF THE 2007 DRAFT.

HEIGHT:	WEIGHT:	BATS:	THROWS:	AGE:
6' 0"	210	LEFT	LEFT	29

AS OF OPENING DAY 2016

NAVARRO'S CAREER SUMMARY

2015:

- Registered time with Triple-A Salt Lake (72 G) and Los Angeles (AL) (54 G)...combined to hit .311 (114x366) with 62 R, 28 2B, 1 3B, 2 HR, and 34 RBI.
- Began the year with Salt Lake, and over four stints combined to hit .329 (93x283) with 53 R, 24 2B, 1 3B, 2 HR, and 29 RBI for the Bees.
- Reached base safely in 34 consecutive home games from Apr. 24 – July 21...third longest streak in the Pacific Coast League...hit .379 (50x132) with 16 2B, 1 3B, 2 HR, and 16 RBI over that span.
- Prior to the all-star break with Salt Lake, hit .364 (43x118) with 29 R and 14 RBI...hit .303 (50x165) with 24 R and 15 RBI after the break.
- Recorded 29 multi-hit games with the Bees, including six three-hit contests, and two four-hit efforts.
- Drove in a season-high three RBI on April 25 at El Paso...went 3-for-4 with two runs, two doubles, one home run.
- Logged four stints with Los Angeles (May 1-8, May 30 – July 10, July 28-31, Sep. 2 – Oct. 3)...combined to hit .253 (21x83) with 9 R, 4 2B, and 5 RBI for the Angels.
- Saw time on defense at first base (89 G), left field (20 G), and right field (8 G).

2014:

- Divided the season between Triple-A Salt Lake (72 G) and Los Angeles (AL) (64 G)...combined to hit .296 (128x432) with 62 R, 29 2B, 4 3B, 5 HR, 64 RBI, and 3 SB.
- Opened the campaign with Salt Lake and spent a total of four stints with the Bees, hitting .326 (89x273) with 45 R, 19 2B, 3 3B, 4 HR, 50 RBI, and 2 SB.
- Posted a 15-game hitting streak from Apr. 5-19...hit .365 (19x52) with 8 R, 4 2B, and 8 RBI during that stretch.
- Smacked a grand slam home run on June 13 at Colorado Springs...went 1-for-5 with 1 R, 4 RBI.
- Over four separate stints with Los Angeles (May 9-23, June 21-28, July 12 – Aug. 30, Sep. 2-28), hit .245 (39x159) with 17 R, 10 2B, 1 3B, 1 HR, 14 RBI, and 1 SB.
- Recorded nine multi-hit games with the Angels...three multi-RBI efforts.

2013:

- Played the majority of the season with Triple-A Salt Lake (134 G), also spent time with Los Angeles (AL) (4 G)...combined to hit .325 (168x517) with 83 R, 39 2B, 3 3B, 7 HR, 82 RBI, and 9 SB...set career-high marks in hits, doubles, and RBI.
- Finished the season ranked in the top five in the Pacific Coast League in batting average (fifth, .326/134x513), at bats (fifth, 513), hits (second, 167), doubles (first, 39), and on-base percentage (fourth, .404).
- Named to PCL Mid- and Post-Season All-Star teams...hit .349 (118x338) in the first half and .280 (49x175) after the break.
- Notched a season-high 15-game hitting streak from June 22 – July 7...hit .444 (28x63) with 7 R, 6 2B, 1 3B, 1 HR, and 16 RBI during that stretch.
- Ranked fourth among all Angels farmhands with 81 RBI.
- Selected by Los Angeles on Sep. 16 and spent four games with the Angels to end the season...hit .250 (1x4) with one RBI.
- Named MiLB.com Organizational All-Star following the season.

2012:

- Played an entire season with Triple-A Salt Lake (141 G)...hit .294 (155x528) with 79 R, 35 2B, 1 3B, 7 HR, 74 RBI, and 3 SB.
- Finished the year ranked first in the Pacific Coast League in games played (141), second in at bats (528)...led the Bees in runs and hits, ranked second in doubles, RBI, and total bases (213).
- Notched a five-hit performance on June 13 against Tacoma...went 5-for-5 (all singles) with 2 RBI.
- Hit .307 (122x398) against right-handed pitching...hit .254 (33x130) against lefties.
- Spotted a .327 (34x104) batting average with 15 R, 6 2B, and 15 RBI through 26 games in June...across June and July (54 G), hit .321 (68x212).
- Logged 45 multi-hit games, including 33 two-hit games, 10 three-hit contests, one four-hit day, and one five-hit effort.

2011:

- Spent majority of the season with Triple-A Salt Lake (133 G), also spent time with Los Angeles (AL) (8 G)...combined to hit .315 (158x502) with 77 R, 37 2B, 6 3B, 12 HR, 73 HR, 5 SB.

FRONT OFFICE

CHENEY STADIUM

COACHES/STAFF

2016 RAINIERS

2015 SEASON REVIEW

OPPONENTS

HISTORY & RECORDS

MEDIA & MISC.

NAVARRO (CONTINUED)

2011 (continued):

- Though 133 games with the Bees, hit .317 (156x492) with 76 R, 36 2B, 6 3B, 12 HR, 73 RBI, and 5 SB.
- Named Pacific Coast League Player of the Week for Aug. 22-29...hit .516 (16x31) with 6 R, 3 2B, 2 3B, 2 HR, and 7 RBI during that week.
- Earned MiLB.com Gold Glove honors...posted a .998 (1285 PO, 3 E) through 132 games at first base.
- Notched 19 multi-RBI games with Salt Lake, including two three-RBI contests, and two four-RBI efforts.
- Hit .404 (38x94) with 19 R, 11 2B, and 11 RBI through 27 games in June.
- Selected by Los Angeles on Sep. 1...made Major League debut the next day on Sep. 2 against Minnesota (0x1).

2010:

- Played a full season with Double-A Arkansas, hitting .267 (121x453) with 46 R, 24 2B, 2 3B, 6 HR, 50 RBI, and 6 SB.
- Hit .333 (36x108) with 11 R, 8 2B, and 15 RBI through 29 games in August.
- Posted a .230 (56x243) batting average with 24 R and 21 RBI prior to the all-star break...hit .310 (65x210) with 22 R and 29 RBI after the break.
- Made one appearance as a pitcher on Aug. 3 against Springfield (1.0,3,2,2,1,0).

2009:

- Logged 130 games in a full season with Advanced-A Rancho Cucamonga...hit .287 (138x481) with 64 R, 32 2B, 3 3B, 5 HR, 61 RBI, and 3 SB.
- Finished the year ranked fifth in the California League in lowest PA/strikeout ratio (7.50).
- Reached base safely in 29 consecutive games from May 13 – June 13...hit .276 (29x105) with 14 R, 8 2B, 1 3B, 1 HR, 17 RBI, and 16 BB during that streak.
- Led the Quakes in hits, runs, and doubles.
- Hit .360 (36x100) with 13 R and 15 RBI through 27 games in July.

2008:

- Divided time between Single-A Cedar Rapids (94 G) and Advanced-A Rancho Cucamonga (35 G)...combined to hit .291 (134x460) with 50 R, 27 2B, 4 HR, 63 RBI, and 7 SB.
- Opened the year with the Kernels, hitting .269 (89x331) with 37 R, 18 2B, 2 HS, 45 RBI, and 7 SB.
- Named a Midwest League Mid-Season All-Star with Cedar Rapids...hit .271 (56x207) with 29 R and 30 RBI before the break.
- Promoted to Rancho Cucamonga on July 28 and spent the remainder of the season with the Quakes, hitting .349 (45x129) with 13 R, 9 2B, 2 HR, and 18 RBI.

2007:

- Split first professional season between rookie-level AZL Angels (5 G) and rookie-level Orem Owlz (40 G)...hit a combined .231 (30x130) with 20 R, 7 2B, 1 HR, 14 RBI, and 1 SB.
- Made professional debut with AZL Angels on June 28 against AZL Cubs...went 1-for-1 with 1 2B, 1 RBI.
- Hit .353 (6x17) through five games with AZL Angels before a promotion to Orem on July 5.
- Finished season with the Owlz, hitting .212 (24x113) through 40 games.

Personal:

- Efren (EFF-REN) Navarro.
- Attended the University of Nevada-Las Vegas, 2005-2007.
- Graduated from Lynwood (CA) High School, 2004.

NAVARRO'S CAREER PLAYING RECORD

Year	Team	LG	AVG	G	AB	R	H	2B	3B	HR	RBI	BB	SO	SB	CS	OBP	SLG	SF	SAC	HP	
2007	AZL Angels	AZL	.353	5	17	4	6	3	0	0	3	3	2	0	1	.429	.529	1	0	0	
	Orem	PIO	.212	40	113	16	24	4	0	1	11	11	21	1	1	.291	.274	1	2	2	
2008	Cedar Rapids	MID	.269	94	331	37	89	18	0	2	45	42	66	7	7	.352	.341	6	2	4	
	Rancho Cuc.	CAL	.349	35	129	13	45	9	0	2	18	19	20	0	3	.427	.465	2	0	0	
2009	Rancho Cuc.	CAL	.287	130	481	64	138	32	3	5	61	53	72	3	2	.360	.397	2	1	3	
2010	Arkansas	TEX	.267	128	453	46	121	24	2	6	50	31	47	6	4	.316	.369	3	4	3	
2011	Salt Lake	PCL	.317	133	492	76	156	36	6	12	73	42	78	5	5	.368	.488	7	4	2	
	LOS ANGEL.	AL	.200	8	10	1	2	1	0	0	0	1	1	0	0	.273	.300	0	1	0	
2012	Salt Lake	PCL	.294	141	528	79	155	35	1	7	74	36	70	3	2	.336	.403	10	0	3	
2013	Salt Lake	PCL	.326	134	513	83	167	39	3	7	81	68	99	8	5	.404	.454	3	0	2	
	LOS ANGEL.	AL	.250	4	4	0	1	0	0	0	1	2	1	0	.500	.250	0	0	0		
2014	Salt Lake	PCL	.326	72	273	45	89	19	3	4	50	43	47	2	1	.418	.462	1	0	1	
	LOS ANGEL.	AL	.245	64	159	17	39	10	1	1	14	13	27	1	3	.302	.340	0	2	0	
2015	Salt Lake	PCL	.329	72	283	53	93	24	1	2	29	27	55	0	1	.380	.442	6	0	0	
	LOS ANGEL.	AL	.253	54	83	9	21	4	0	0	5	5	16	0	2	.295	.301	0	0	0	
Minor Lg Totals				.300	984	3613	516	1083	243	19	48	495	375	577	35	32	.365	.417	42	13	20
Major Lg Totals				.246	130	256	27	63	15	1	1	20	21	45	2	5	.303	.324	0	3	0



VIDAL NUÑO

LHP

BORN: 07/26/1987 IN NATIONAL CITY, CA
RESIDES: SAN DIEGO, CA

ACQUIRED: IN A SIX-PLAYER TRADE WITH ARIZONA ON JUNE 3, 2015.

DRAFTED: SELECTED BY CLEVELAND IN THE 48TH ROUND OF THE 2009 DRAFT.

HEIGHT:	WEIGHT:	BATS:	THROWS:	AGE:
5' 11"	210	LEFT	LEFT	28

AS OF OPENING DAY 2016

NUÑO'S CAREER SUMMARY

2015:

- Logged time in two organizations with Triple-A Reno (8 GS), Arizona (3 G), Tacoma (1 GS), and Seattle (32 G, 10 GS)...combined to go 5-8 with a 3.71 ERA (60ERx145.2IP).
- Made eight starts for the Aces over two stints with Reno, going 3-3 with a 3.38 ERA (10ERx50.2IP).
- Recalled by Arizona twice, making three relief appearances and going 0-1 with a 1.88 ERA (3ERx14.1IP).
- Acquired from Arizona along with teammate Mark Trumbo (inf/of) in exchange for Wellington Castillo (c), Dominic Leone (rhp), Gabby Guerrero (of), and Jack Reinheimer (inf) on June 3.
- Over two stints with the Mariners, went 1-4 with a 4.10 ERA (34ERx74.2IP) in 32 games (10 starts).
- Went 0-0 with a 1.93 ERA (5ERx23.1IP) as a reliever for Seattle...went 1-4 with a 5.08 ERA (29ERx51.1IP) as a starter.
- Made one start for Tacoma on July 5 at Fresno (6.0,7,4,4,1,6,HR).
- Combined to allow opposing batters to hit .263 (148x563).

2014:

- Split time between New York (AL) (17 G, 14 GS) and Arizona (14 GS)...combined to post a 2-12 record with a 4.57 ERA (82ERx161.2IP).
- Began the year with New York, going 2-5 with a 5.42 ERA (47ERx78.0IP).
- Started in the Yankees bullpen before moving to the rotation...went 0-0 with a 14.54 ERA (7ERx4.1IP) as a reliever and 2-5 with a 4.89 ERA (40ERx73.2IP) as a starter.
- Traded from New York to Arizona in exchange for Brandon McCarthy (rhp) and cash considerations on July 6.
- Posted a 0-7 record with a 3.76 ERA (35ERx83.2IP) across 14 starts for the Diamondbacks to close out the season.
- Became first National League pitcher since Cubs; Angel Guzman (2006) to go winless in at least 10 starts in a season...first to do so in at least 13 starts since Stumpy Wiedman with the Buffalo Bisons in 1880.
- Worked a career-high 8.0 innings on Aug. 30 against Colorado (8.0,2,1,1,0,7,HR)...retired the first 20 batters he faced in that contest.
- Combined to allow opposing batters to hit .254 (157x617).

2013:

- Registered time with New York (AL) (5 G, 3 GS), and Triple-A Scranton/Wilkes-Barre (5 GS)...combined to go 3-2 with a 1.80 ERA (9ERx45.0IP).
- Started the year with the RailRiders, and went 2-0 with a 1.44 ERA (4ERx25.0IP) across two stints with the club.
- Logged five appearances (three starts) with the Yankees, going 1-2 with a 2.25 ERA (5ERx20.0IP).
- Made Major League debut in relief on Apr. 29 against Houston (3.0,4,0,0,2).
- Earned first career ML win in a start on May 13 at Cleveland (5.0,3,0,0,3,3).
- Placed on disabled list on June 8 with a strained left groin...missed remainder of the season.
- Became 12th player since 1900 to pitch at least 5.0 innings while allowing two or fewer runs and five or fewer hits in each of first four ML starts.
- Combined to allow opposing batters to hit .183 (30x164).
- Earned James P. Dawson Award, given annually to the most outstanding rookie in Yankees Spring Training.
- Made five appearances (four starts) for Scottsdale in the Arizona Fall League, posting a 3.20 ERA.

2012:

- Registered time with Advanced-A Tampa (11 G, 1 GS) and Double-A Trenton (20 GS)...combined to go 10-6 with a 2.54 ERA (39ERx138.1IP).
- Began the year with Tampa, going 1-1 with a 2.96 ERA (8ERx24.1IP).
- Promoted to Trenton in May and finished the season going 9-5 with a 2.45 ERA (31ERx114.0IP) for the Thunder.
- Finished the year ranked first among Yankees farmhands with a 2.54 ERA and 126 strikeouts...ranked tied for third with 10 wins.
- Went 3-0 with a 1.15 ERA (4ERx31.1IP) through five starts in June with Trenton.
- Allowed just four earned runs in first seven starts with Trenton...went 3-1 with a 0.89 ERA (4ERx40.1IP) over that span.
- Combined to allow opposing batters to hit .249 (131x527).
- Played with Zulia in the Venezuelan Winter League.

FRONT OFFICE

CHENEY STADIUM

COACHES/STAFF

2016 RAINIERS

2015 SEASON REVIEW

OPPONENTS

HISTORY & RECORDS

MEDIA & MISC.

NUÑO (CONTINUED)

2011:

- Released by Cleveland at the conclusion of Spring Training...signed with the Washington Wild Things of the independent Frontier League.
- Went 2-3 with a 2.83 ERA through six starts for the Wild Things.
- Signed with New York as a minor league free agent on June 18 and reported to short-season Staten Island... went 5-0 with a 0.72 ERA (2ERx25.0IP) for the Yankees.
- Moved to Single-A Charleston on Aug. 1 and finished the season making seven starts for the RiverDogs... went 2-1 with a 1.80 ERA (8ERx40.0IP).

2010:

- Pitched an entire season for Single-A Lake County (21 G, 16 GS), going 6-8 with a 4.96 ERA (52ERx94.1IP).
- Finished the season ranked third on the team with 94 strikeouts in 94.1 innings of work...issued only 14 walks.
- Allowed opposing batters to hit .283 (104x367)...left-handed batters hit .267 (27x101), while righties hit .289 (77x266).
- Posted a 2-2 record with a 2.97 ERA (10ERx30.1IP) through seven outings (five starts) in July.
- Went 1-1 with a 7.71 ERA (8ERx9.1IP) as a reliever...as a starter, went 5-7 with a 4.66 ERA (44ERx85.0IP).

2009:

- Split first professional season between rookie-level AZL Indians (4 G) and short-season Mahoning Valley (13 G, 8 GS)...combined to go 5-0 with a 2.39 ERA (17ERx64.0IP).
- Made professional debut on June 21 in relief at AZL Rangers (2.0,3,1,1,1,4).
- Logged first career start on July 4 at Jamestown (4.0,4,2,1,1,4).
- Earned first career win in relief on July 18 at Oneonta (2.0,4,1,1,1,4).

Personal:

- Vidal (vee-DAHL) Vicente Nuño (NOON-yoh).
- Attended Baker University in Baldwin City, Kansas...named 2008 Heart of America Athletic Conference Pitcher of the Year...first Baker University player in program history to be drafted...second to appear in the Majors (first, Zip Zabel, Cubs 1913-15).
- Graduated from Sweetwater (National City, CA) High School, 2005.

NUÑO'S CAREER PITCHING RECORD

Year	Team	LG	W-L	ERA	G	GS	CG	SHO	SV	IP	H	R	ER	HR	HB	BB	SO	WP	BK
2009	AZL Indians	AZL	0-0	5.14	4	0	0	0	1	7.0	10	4	4	0	3	1	11	0	1
	Mahoning	NYP	5-0	2.05	13	8	0	0	0	57.0	43	16	13	3	2	14	48	1	3
2010	Lake County	MID	6-8	4.96	21	16	0	0	0	94.1	104	54	52	13	7	14	94	1	2
2011	Staten Island	NYP	5-0	0.72	8	0	0	0	1	25.0	14	3	2	0	0	3	29	1	0
	Charleston	SAL	2-1	1.80	7	7	0	0	0	40.0	37	9	8	4	0	2	37	1	1
2012	Tampa	FSL	1-1	2.96	11	1	0	0	0	24.1	22	11	8	2	1	6	26	0	0
	Trenton	EAS	9-5	2.45	20	20	0	0	0	114.0	109	40	31	10	2	27	100	1	1
2013	NEW YORK	AL	1-2	2.25	5	3	0	0	0	20.0	16	5	5	2	1	6	9	0	0
	Scranton/WB	INT	2-0	1.44	5	5	0	0	0	25.0	14	4	4	2	0	2	30	0	0
2014	NEW YORK	AL	2-5	5.42	17	14	0	0	0	78.0	86	52	47	15	2	26	60	4	0
	ARIZONA	NL	0-7	3.76	14	14	0	0	0	83.2	71	37	35	10	4	20	69	1	0
2015	Reno	PCL	3-3	3.38	8	8	0	0	0	50.2	51	22	19	7	1	8	41	1	0
	ARIZONA	NL	0-1	1.88	3	0	0	0	0	14.1	10	3	3	1	0	5	19	0	1
	Tacoma	PCL	1-0	6.00	1	1	0	0	0	6.0	7	4	4	1	0	1	6	1	0
	SEATTLE	AL	1-4	4.10	32	10	0	0	0	74.2	80	35	34	14	5	17	62	3	1
Minor Lg Totals			34-18	2.94	98	66	0	0	2	443.1	411	167	145	42	16	78	422	7	8
Major Lg Totals			4-19	4.12	71	41	0	0	0	270.2	263	132	124	42	12	74	219	8	2

FRONT OFFICE

CHENEY STADIUM

COACHES/STAFF

2016 RAINIERS

2015 SEASON REVIEW

OPPONENTS

HISTORY & RECORDS

MEDIA & MISC.



SHAWN O'MALLEY

INF

BORN: 12/28/1987 IN RICHLAND, WA
RESIDES: CUTHBERT, GA

ACQUIRED: SIGNED AS A MINOR LEAGUE FREE AGENT ON JAN. 22, 2015.

DRAFTED: SELECTED BY TAMPA BAY IN THE FIFTH ROUND OF THE 2006 DRAFT.

HEIGHT:	WEIGHT:	BATS:	THROWS:	AGE:
5' 11"	175	SWITCH	RIGHT	28

AS OF OPENING DAY 2016

O'MALLEY'S CAREER SUMMARY

2015:

- Played in 89 games for Tacoma, also spent time with Seattle (24 G) and short-season Everett (3 G)... combined to hit .289 (105x363) with 61 R, 13 2B, 5 3B, 6 HR, 48 RBI, and 23 SB.
- Began the year with Tacoma and hit .297 (92x310) with 50 R, 11 2B, 5 3B, 39 RBI, and 20 SB across two stints with the club.
- Led the Rainiers with a .361 (39x108) batting average in June (27 G)...accumulated 20 R, 4 2B, 1 3B, 3 HR, and 19 RBI during the month.
- Posted a nine-game hitting streak from June 9-19...hit .450 (18x40) with 11 R, 2 2B, 1 3B, 1 HR, 8 RBI, and 2 SB during the streak.
- Finished the year ranked third for Tacoma in triples (5), tied for second in stolen bases (20).
- Spent time on the disabled list from July 2 - Aug. 1 with a swollen left hand.
- Made three rehab appearances with Everett, hitting .182 (2x11) with 1 R, 1 2B, and 2 RBI.
- Selected by Seattle on Sep. 1 and spent the remainder of the year with the Mariners...hit .262 (11x42) with 10 R, 1 2B, 1 HR, 7 RBI, and 3 SB.

2014:

- Spent majority of season with Triple-A Salt Lake (89 G)...also spent time with Double-A Arkansas (11 G), rookie-level AZL Angels (3 G, rehab assignment), and Los Angeles (AL) (11 G).
- Signed minor league deal with the Angels prior to the season.
- Opened first season in the Angels system with Arkansas...hit .188/.308/.250 (6x32) with 3 R, 1 3B, 5 RBI, 6 BB, 1 SB.
- Apr. 3 against Midland, first game of the season, went 2-for-5 with 1 R, 1 3B, 3 RBI, 1 BB.
- Promoted to Salt Lake on Apr. 16...hit .330 (105x318) with 60 R, 19 2B, 9 3B, 3 HR, 38 RBI, 39 BB, 13 SB... career-high marks in hits, doubles, triples, and RBI.
- Third on Bees in AVG (.330, minimum 100 AB), tied for first in 3B (9), third in BB (39), third in SB (13), fourth in 2B (19).
- Hit .361 (26x72) with runners in scoring position with 2 2B, 3 3B, 1 HR, 34 RBI, 14 BB.
- Placed on 7-day DL on Apr. 22, returned on May 3.
- Sent on rehab assignment to AZL Angels on June 29...in three games hit .300 with 3 R, 1 3B, 1 HR, 4 RBI, 1 BB, 1 SB.
- Named to PCL All-Star team for performance with Salt Lake.
- Spent two stints (11 G) with Los Angeles Angels (Sep. 1, Sep. 2-28)...hit .188/.188/.188 (3x16) with 3 R, 1 RBI, 2 SB.
- Made MLB debut on Sep. 7 against Minnesota Twins...pinch hitting for Albert Pujols, recorded first career MLB hit off of Ryan Pressly.
- Played mostly left field with the Angels despite playing majority of MiLB career at shortstop and second base.

2013:

- Played final season in Tampa Bay organization with Double-A Montgomery (91 G)...hit .262 (84x321) with 53 R, 12 2B, 6 3B, 3 HR, 32 RBI, 32 BB, 24 SB.
- Recorded 24 multi-hit games, including three three-hit games...five multi-RBI games (all two RBI).
- Placed on 7-day DL on June 20...activated from DL on July 18.
- Season-high five-game hitting streak from May 27-31...went 10-for-22 (.455 AVG) with 1 RBI, 3 BB, 2 SB.
- In doubleheader against Jacksonville on Apr. 12 went 3-for-6 with 2 R, 2 2B, 1 RBI, 1 BB.

FRONT OFFICE

CHENEY STADIUM

COACHES/STAFF

2016 RAINIERS

2015 SEASON REVIEW

OPPONENTS

HISTORY & RECORDS

MEDIA & MISC.

O'MALLEY (CONTINUED)

2012:

- Opened season with Triple-A Durham Bulls (67 G)...hit .245/.304/.310 (53x216) with 32 R, 4 2B, 2 3B, 2 HR, 18 RBI, 17 BB, 11 SB.
- Recorded 12 multi-hit games, including five three-hit games...four multi-RBI games (all two RBI).
- On June 25 against Buffalo went 3-for-5 with 2 R, 1 2B, 1 3B, 2 RBI in 14-10 loss.
- Hit .295 against left-handed pitchers (26x88), .211 against right-handed pitchers (27x128).
- Optioned to Double-A Montgomery Biscuits on July 22...in 35 games hit .231/.333/.306 (28x121) with 22 R, 3 2B, 3 3B, 5 RBI, 17 BB, 7 SB.
- Put together six multi-hit games, including one three-hit game on Aug. 12 against Jackson.

2011:

- Played sixth professional season with Double-A Montgomery (79 G)...hit .276 (85x308) with 55 R, 8 2B, 5 3B, 1 HR, 23 RBI, 42 BB, 24 SB.
- Placed on 7-day DL on Apr. 6 to open season...activated from DL on May 16...went 1-for-4 with 2 R, 2 BB in his first game of the year on May 16 against Birmingham.
- In the first inning of games he went 26-for-70 (.371 AVG) with 1 2B, 3 3B, 8 BB.
- Recorded 22 multi-hit games, including one four-hit game on May 25 against Jacksonville...three multi-RBI games, including one four-RBI game on June 30 against Mobile.
- Season-high six-game hitting streak came June 3-10...went 8-for-29 (.276 AVG) with 1 RBI, 2 SB.
- Hit home run against Mississippi on Aug. 21...first HR in over two years (last: July 18, 2009 while with Charlotte against Lakeland).

2010:

- Spent majority of the season with Double-A Montgomery (44 G)...hit .181 (26x144) with 18 R, 1 2B, 3 3B, 7 RBI, 16 BB, 9 SB.
- Placed on 7-day disabled list on Apr. 24...rehab assignment with rookie-level GCL Rays (2 G, .375 AVG, 1 RBI, 2 SB)...rehab assignment with Advanced-A Charlotte Stone Crabs (8 G, .320 AVG, 2 2B, 3 RBI, 4 BB, 4 SB).
- Activated from DL by Biscuits on July 4...placed back on 7-day DL on Aug. 4...activated from DL on Aug. 18.
- Notched four multi-hit games with Biscuits, including one three-hit game against Mobile on Apr. 11 (went 3-for-4 with 1 run, 1 RBI, 1 BB, 2 SB)...no multi-RBI games.

2009:

- Played entire season for Advanced-A Charlotte(103 G)...hit .268 (98x366) with 73 R, 9 2B, 2 3B, 1 HR, 27 RBI, 58 BB, 40 SB...career-high marks in games, walks, and stolen bases.
- Recorded 26 multi-hit games, including four three-hit games and one four-hit game on Apr. 22 against Sarasota (went 4-for-5 with 3 R, 1 2B, 1 3B, 1 RBI)...three multi-RBI games, including one three-RBI game on Apr. 16 against St. Lucie.
- Hit only home run of the season on July 18 against Lakeland...first HR in just under two years (last: Aug. 23, 2006 in rookie season while playing with Princeton Devil Rays against Elizabethton).
- Stole multiple bases in eight games, two stolen bases in each game.
- Led Stone Crabs in stolen bases (40), hits (98), and walks (58).

2008:

- Spent third professional season with Single-A Columbus (91 G)...hit .237 (79x334) with 48 R, 14 2B, 3 3B, 23 RBI, 34 BB, 28 SB.
- Hit .313 when leading off an inning (21x67 with 2 2B, 1 3B, 5 BB).
- Opened season with a season-high eight-game hitting streak May 3-13...went 9-for-35 (.257 AVG) with 1 2B, 4 RBI, 1 BB, 2 SB.
- Recorded 16 multi-hit games, including two three-hit games...four multi-RBI games (all two RBI).

2007:

- Played with Short-Season Hudson Valley (48 G)...hit .242 (39x161) with 21 R, 6 2B, 4 3B, 10 RBI, 20 BB, 12 SB.
- Mashed left-handed pitching to the tune of a .298 (14x47) batting average with 2 2B, 2 3B, 5 RBI, 4 BB.
- Posted 12 multi-hit games, including two three-hit games...two multi-RBI games (both two-RBI).

2006:

- Spent first professional season with rookie-level Princeton Devil Rays (50 G)...hit .213 (34x160) with 28 R, 4 2B, 1 3B, 1 HR, 10 RBI, 16 BB, 10 SB.
- Went 2-for-4 with one stolen base in professional debut on June 21 against Pulaski.
- Belted first professional home run on Aug. 23 against Elizabethton...came in fifth inning off Brandon McConnell.
- Recorded seven multi-hit games, including one three-hit game on July 25 against Greenville...two multi-RBI games (both two-RBI).

Personal:

- Shawn Michael O'Malley.
- Graduated from Southridge (Kennewick, WA) High School, 2006.
- Committed to play for Washington State University before signing with Rays.
- Hit over .500 without committing an error as a high school junior, earning him Big Nine Conference Player of the Year.
- First-Team All-State in football as a wide receiver, defensive back, and kick returner.

O'MALLEY'S CAREER PLAYING RECORD

Year	Team	LG	AVG	G	AB	R	H	2B	3B	HR	RBI	BB	SO	SB	CS	OBP	SLG	SF	SAC	HP	
2006	Princeton	APP	.213	50	160	28	34	4	1	1	10	16	38	10	3	.310	.269	1	5	7	
2007	Hudson Valley	NYP	.242	48	161	21	39	6	4	0	10	20	40	12	3	.344	.329	0	7	5	
2008	Columbus	SAL	.237	91	334	48	79	14	3	0	23	34	77	28	14	.325	.296	2	8	11	
2009	Charlottesville	FSL	.268	103	366	73	98	9	2	1	27	58	80	40	14	.388	.311	2	6	15	
2010	GCL Rays	GCL	.375	2	8	1	3	0	0	0	1	0	0	2	0	.400	.375	1	0	1	
	Charlotte	FSL	.320	8	25	8	8	2	2	0	3	4	2	4	0	.469	.560	0	2	3	
	Montgomery	SOU	.181	44	144	18	26	1	3	0	7	16	32	9	1	.289	.229	0	3	6	
2011	Montgomery	SOU	.276	79	308	55	85	8	5	1	23	42	58	24	13	.369	.344	1	7	4	
2012	Durham	INT	.245	67	216	32	53	4	2	2	18	17	49	11	1	.304	.310	4	7	3	
	Montgomery	SOU	.231	35	121	22	28	3	3	0	5	17	24	7	3	.333	.306	1	3	2	
2013	Montgomery	SOU	.262	91	321	53	84	12	6	3	32	32	60	24	3	.337	.364	3	11	6	
2014	Arkansas	TEX	.188	11	32	3	6	0	1	0	5	6	8	1	0	.308	.250	1	1	0	
	AZL Angels	AZL	.300	3	10	3	3	0	1	1	4	1	4	1	0	.364	.800	0	1	0	
	Salt Lake	PCL	.330	89	318	60	105	19	9	3	38	39	44	13	4	.411	.475	3	9	7	
	LOS ANGELES	AL	.188	11	16	3	3	0	0	0	1	0	8	2	0	.188	.188	0	0	0	
2015	Everett	NWL	.182	3	11	1	2	1	0	0	2	0	4	0	0	.182	.273	0	1	0	
	Everett	NWL	.182	3	11	1	2	1	0	0	2	0	4	0	0	.182	.273	0	1	0	
	Tacoma	PCL	.297	89	310	50	92	11	5	5	39	19	47	20	7	.345	.413	2	8	5	
	SEATTLE	AL	.262	24	42	10	11	1	0	1	7	12	14	3	0	.418	.357	1	2	0	
Minor Lg Totals				.262	813	2845	476	745	94	47	17	247	321	567	206	.66	.350	.346	21	79	75
Major Lg Totals				.241	35	58	13	14	1	0	1	8	12	22	5	0	.366	.310	1	2	0

FRONT OFFICE

CHENEY STADIUM

COACHES/STAFF


2016 RAINIERS

2015 SEASON REVIEW

OPPONENTS

HISTORY & RECORDS

MEDIA & MISC.



Shawn O'Malley's .361 (39x108) batting average through 27 games in June led the Rainiers.

TROY NEEL WINS 1992 BATTING TITLE

Troy Neel's .351 batting average in 1992 earned him the PCL Batting Crown. Neel is the only Tacoma player to accomplish this feat. He beat out Edmonton's Tim Salmon by .004 points.



DANIEL PAOLINI

INF

BORN: 10/11/1989 IN BRIDGEPORT, CT
RESIDES: STRATFORD, CT

ACQUIRED: SELECTED BY SEATTLE IN THE 10TH ROUND OF THE 2011 DRAFT.

HEIGHT:	WEIGHT:	BATS:	THROWS:	AGE:
6' 0"	195	RIGHT	RIGHT	26

AS OF OPENING DAY 2014

PAOLINI'S CAREER SUMMARY

2015:

- Played majority of the season with Double-A Jackson (93 G), also saw time with Tacoma (15 G)...combined to hit .256 (92x359) with 40 R, 13 2B, 2 3B, 5 HR, 41 RBI, and 5 SB.
- Opened the year with Jackson, hitting .271 (85x314 with 34 R, 13 2B, 2 3B, 4 HR, 37 RBI, and 5 SB.
- Hit .330 (29x88) with 14 R, 3 2B, 1 3B, 3 HR, and 7 RBI in June (25 G).
- Posted a .327 (16x49) batting average against left-handed pitchers while with Jackson...hit .260 (69x265) against righties.
- Finished the year ranked fourth on the Generals in hits (85) and RBI (37).
- Made first career pitching appearance on May 26 against Montgomery (1.0,3,3,3,1,1).
- Promoted to Tacoma on Aug. 10 and hit .156 (7x45) with 6 R, 1 HR, and 4 RBI in his first career Triple-A action.
- Combined to spend time defensively at first base (50 G), left field (34 G), and right field (2 G).
- Hit first Triple-A home run, August 14 vs. Sacramento (off Jake Dunning).

2014:

- Spent his first full season, second stint, with Double-A Jackson (116 G)...hit .268 (110x410) with 58 R, 34 2B, 1 3B, 13 HR, 65 RBI, 56 BB, 3 SB...career high mark in 2B.
- Recorded 26 multi-hit games, including three career-high, four-hit games (first, Aug. 9 against Pensacola)...14 multi-RBI games, including one four-RBI game on May 10 against Tennessee.
- Recorded a double in his first three games of the year, and in six of the first eight games.
- Led the Generals in double (34, next closest Ketel Marte with 27), tied for first in home runs (13, tied with D.J. Peterson), first in walks (56), second in RBI (65), fourth in hits (110).
- Struck for a hit in 18-of-19 games between May 16 and June 7, raising his batting average from .240 to .289... went 27-for-76 (.355) over that period with 9 R, 8 2B, 2 3B, 2 HR, 15 RBI, 7 BB.
- Hit .283 (36x127) with RISP with 10 2B, 1 3B, 4 HR, 51 RBI, 21 BB.
- Middle inning monster, hit .365 (19x52) in the fifth inning and .310 (13x42) in the sixth inning.
- Belted a grand slam on May 10 against Tennessee (second inning off Ivan Pineyro).

2013:

- Began season with Advanced-A High Desert ...in 92 games he hit .284 (95x334) with 62 R, 21 2B, 2 3B, 18 HR, 69 RBI, 57 BB, 2 SB...career high mark in BB.
- Second on Mavericks in home runs (18, ties career high), second in RBI (69), second in walks (57), third in OBP (.394)...third in California League in slugging percentage (.521).
- Recorded 27 multi-hit games, including four three-hit games...20 multi-RBI games, including one five-RBI game (ties career high).
- Hit .349 (37x106) with RISP with 10 2B, 7 HR, 54 RBI, 23 BB.
- Reached base safely in 21-of-23 games played in April...hit .345 in the opening month of the season.
- Between two games on July 19-20, went 5-for-8 with 3 R, 2 2B, 2 HR, 5 RBI.
- Promoted to Double-A Jackson on July 23...made first Double-A start on July 23 against Chattanooga (went 0-for-5).
- Notched first Double-A hit in third game on July 25 against Chattanooga...went 1-for-2 with 2 R, 1 3B, 3 BB.
- In 31 games with Jackson hit .165 (17x103) with 6 R, 5 2B, 1 3B, 4 RBI, 18 BB.
- Began playing in the outfield for the first time in professional career...played 40 games at first base, 29 games as designated hitter, 26 games in left field with High Desert...played first base for 12 games, designated hitter for nine games, and left field for nine games with Jackson.

2012:

- Spent entire season (111 G) with Single-A Clinton Lumber Kings...hit .299/.376/.493 (125x418) with 68 R, 27 2B, 18 HR, 73 RBI, 49 BB, 5 SB...career high marks in hits, RBI...tied career high marks in home runs, stolen bases.
- Spent majority of the season at first base (59 G), but also spent significant time at second base (30 G) and DH (24 G).
- Recorded 34 multi-hit games, including 11 three-hit games...21 multi-RBI games, including three four-RBI games and one five-RBI game (ties career high).
- Closed out the year with a season-high 11-game hitting streak from Aug. 22 – Sep. 3...went 21-for-46 (.457 AVG) with 12 R, 3 2B, 6 HR, 15 RBI, 5 BB.

FRONT OFFICE

CHENEY STADIUM

COACHES/STAFF

2016 RAINIERS

2015 SEASON REVIEW

OPPONENTS

HISTORY & RECORDS

MEDIA & MISC.

PAOLINI (CONTINUED)

2012 (continued):

- Led Lumber Kings in home runs (18), first in RBI (73), tied for first in doubles (27), second in hits (125), second in walks (49), third in batting average (.299).
- Ranked fifth in Midwest League in batting average (.299), fourth in home runs (18), fifth in slugging percentage (.493).

2011:

- Played first professional season with rookie-level Pulaski (61 G)...hit .284 (62x218) with 32 R, 17 2B, 5 3B, 4 HR, 26 BBI, 27 BB, 5 SB.
- Played vast majority of the season at second base (59 G), but also played two games at designated hitter.
- Recorded 18 multi-hit games, including four three-hit games...eight multi-RBI games, including one three-RBI game on Aug. 3 against Burlington (went 3-for-5 with 2 R, 2 2B).
- Made professional debut on June 21 against Danville...went 2-for-2.
- Sent out first professional home run on July 1 against Johnson City...went 2-for-4 with 1 R, 2 RBI.

Personal:

- Daniel Peter Paolini (pay-oh-lee-ne).
- Graduated from Bunnell (Stratford, CT) High School in 2008.
- Attended Sienna College from 2009-11...named MAAC Player of the Year in 2010 and 2011.

PAOLINI'S CAREER PLAYING RECORD

Year	Team	LG	AVG	G	AB	R	H	2B	3B	HR	RBI	BB	SO	SB	CS	OBP	SLG	SF	SAC	HP
2011	Pulaski	APP	.284	61	218	32	62	17	5	4	26	27	53	5	2	.378	.463	2	0	7
2012	Clinton	MID	.299	111	418	68	125	27	0	18	73	49	63	5	2	.376	.493	1	2	3
2013	High Desert	CAL	.284	92	334	62	95	21	2	18	69	57	56	2	2	.394	.521	7	1	8
	Jackson	SOU	.165	31	103	6	17	5	1	0	4	18	24	1	2	.289	.233	0	1	0
2014	Jackson	SOU	.268	116	410	58	110	34	1	13	65	56	75	3	2	.360	.451	4	1	5
2015	Jackson	SOU	.271	93	314	34	85	13	2	4	37	42	66	5	3	.362	.363	5	2	6
	Tacoma	PCL	.156	15	45	6	7	0	0	1	4	7	16	0	0	.283	.222	0	0	1
Minor Lg Totals				.272	519	1842	266	501	117	11	58	278	256	353	21	.367	.442	19	7	30



BLAKE PARKER

RHP

BORN: 06/19/1985 IN FAYETTEVILLE, AR
RESIDES: FAYETTEVILLE, AR

ACQUIRED: SIGNED AS A MINOR LEAGUE FREE AGENT ON DEC. 18, 2015.

DRAFTED: SELECTED BY CHICAGO (NL) IN THE 16TH ROUND OF THE 2006 DRAFT.

HEIGHT:	WEIGHT:	BATS:	THROWS:	AGE:
6' 3"	225	RIGHT	RIGHT	30

AS OF OPENING DAY 2016

PARKER'S CAREER SUMMARY

2015:

- Appeared in only three games for Triple-A Iowa, posting a 2.70 ERA (1ERx3.1IP).
- Underwent surgery to remove loose bodies in right shoulder on June 16, ending season.
- On 7-day disabled list from May 19 – Sept. 24.
- Played with Mexicali in the Mexican Winter League.

2014:

- Split the year between Triple-A Iowa (35 G) and Chicago (NL) (18 G)...combined to go 1-2 with 25 saves and a 3.04 ERA (19ERx56.1IP).
- Posted a 1.77 ERA (7ERx35.2IP) through 35 games with Iowa...ranked first in Pacific Coast League with 25 saves.
- Named a PCL Mid- and Post-Season All-Star for performance with Iowa.
- Held opponents scoreless in 29 of 36 appearances with Iowa...allowed more than one earned run only once, Aug. 24 at Tacoma (0.2,1,2,2,3,1).
- Worked a 1-1 record with a 5.14 ERA (12ERx21.0IP) across seven stints with Chicago, spanning 18 relief appearances.
- Combined to hold opposing batters to a .240 (52x217) batting average.
- Averaged 12.14 strikeouts per nine innings across time with Iowa and Chicago.

2013:

- Spent majority of the season with Chicago (NL) (49 G), but also spent time with Triple-A Iowa (16 G)...combined to go 1-3 with eight saves and a 2.53 ERA (18ERx64.0IP).
- Began the year with Iowa and went 0-1 with seven saves and a 2.04 ERA (4ERx17.2IP).
- Selected by Chicago on June 1 and spent the remainder of the season with the club, going 1-2 with one save and a 2.72 ERA (14ERx46.1IP).
- Held opponents scoreless in 37-of-49 outings with Chicago...allowed more than one earned run just once, Sep. 3 against Miami (1.0,4,3,0,2).
- Earned first career Major League win on Aug. 10 at St. Louis (1.0,1,0,0,0,2).
- Combined to hold opposing batters to a .198 (47x237) batting average.

2012:

- Divided the year between Triple-A Iowa (21 G) and Chicago (NL) (7 G)...combined to go 1-1 with six saves and a 3.94 ERA (13ERx29.2IP).
- Began the season with Iowa, going 1-1 with six saves and a 3.42 ERA (9ERx23.2IP) on the year.
- Spent time on the 60-day disabled list from June 6 – Aug. 28 with a right elbow stress reaction...second disabled list stint from Sep. 7 – Oct. 26 with a bone contusion in right elbow.
- Went 1-0 with five saves and a 2.08 ERA (3ERx13.0IP) in 13 outings before promotion.
- Earned first career Major League promotion on May 17...made ML debut same day against Philadelphia in relief (1.2,2,3,0,1,2).
- Made seven relief appearances with Chicago, posting a 6.00 ERA (4ERx6.0IP).

2011:

- Posted 37 games with Triple-A Iowa...also spent time with Double-A Tennessee (16 G)...combined to go 4-5 with seven saves and a 3.23 ERA (27ERx75.1IP).
- Set career high with 75.1 innings pitched...53 appearances ranked second.
- Opened the season with Tennessee, going 1-2 with a 4.13 ERA (5ERx17.0IP).
- Had a 1.89 ERA (4ERx19.0IP) through 12 appearances before allowing seven runs on May 11 against Huntsville (2.0,6,7,2,0,HR).
- Promoted to Iowa on May 18 and finished the year with the Cubs, going 3-3 with a 3.42 ERA (16ERx51.1IP).
- Combined to allow opposing batters to hit .210 (57x272).

2010:

- Posted a 1-5 record with seven saves and a 4.21 ERA (31ERx66.1IP) between Triple-A Iowa (35 G) and Double-A Tennessee (13 G).
- Went 1-4 with a 4.74 ERA (26ERx49.1IP) through 35 games for Iowa before being transferred to Tennessee on July 30.
- Closed out the year with the Smokies going 0-1 with a 2.65 ERA (5ERx17.0IP) through 13 relief outings.

FRONT OFFICE

CHENEY STADIUM

COACHES/STAFF

2016 RAINIERS

2015 SEASON REVIEW

OPPONENTS

HISTORY & RECORDS

MEDIA & MISC.

PARKER (CONTINUED)

2009:

- Spent majority of the season with Triple-A Iowa (45 G), also logged time with Double-A Tennessee (10 G)... combined to go 2-3 with 25 saves and a 2.70 ERA (19ERx63.1IP).
- Opened the year with Tennessee, working a 1.46 ERA (2ERx12.1IP) across 10 games.
- Went 2-3 with a 3.00 ERA (17ERx51.0IP) and 22 saves through 45 games for Iowa.
- Posted a 1.04 ERA (3ERx26.0IP) at home with Iowa...saddled with a 5.04 ERA (14ERx25.0IP) on the road.
- Combined to allow opponents to hit .196 (44x225).
- Selected to the 2009 AFL Rising Stars game.

2008:

- Divided the year between Single-A Peoria (23 G), Triple-A Iowa (2 G), and Advanced-A Daytona (20 G)... combined to post a 4-2 record with 12 saves and a 2.14 ERA (17ERx71.2IP).
- Named Midwest League Mid-season All-Star after going 3-0 with a 1.33 ERA (7ERx47.1IP) across 23 games for Peoria.

2007:

- Began pitching career going 2-0 with a 2.39 ERA (7ERx26.1IP) between rookie-level AZL Cubs (11 G) and short-season Boise (8 G).
- Made professional debut on the mound with AZL Cubs against AZL Giants on June 24 (1.0,2,2,0,1,1).
- Earned first career win on July 12 at AZL Angels (2,0,1,1,1,2).

2006:

- Opened professional career as an infielder, combining to hit .224 (33x147) with 17 R, 13 2B, 1 3B, 2 HR, and 18 RBI between rookie-level AZL Cubs (39 G) and Single-A Peoria (7 G).
- Named AZL Post-Season All-Star with AZL Cubs...hit .262 (33x126) in 39 games.

Personal:

- Richard Blake Parker.
- Graduated from Fayetteville (AR) High School, 2003.
- Attended University of Arkansas, 2004-06, where he played third base.

PARKER'S CAREER PITCHING RECORD

Year	Team	LG	W-L	ERA	G	GS	CG	SHO	SV	IP	H	R	ER	HR	HB	BB	SO	WP	BK
2007	AZL Cubs	AZL	1-0	1.80	11	0	0	0	2	15.0	10	6	3	0	1	3	14	3	0
	Boise	NOR	1-0	3.18	8	0	0	0	0	11.1	15	5	4	0	5	7	10	2	0
2008	Peoria	MID	3-0	1.33	23	0	0	0	3	47.1	32	8	7	2	1	18	51	3	1
	Iowa	PCL	0-0	6.00	2	0	0	0	0	3.0	1	2	2	1	0	2	3	0	0
2009	Daytona	FSL	1-2	3.38	20	0	0	0	9	21.1	17	8	8	0	1	10	21	0	0
	Tennessee	SOU	0-0	1.46	10	0	0	0	3	12.1	8	2	2	0	0	8	19	1	0
2010	Iowa	PCL	2-3	3.00	45	0	0	0	22	51.0	36	20	17	3	3	27	58	3	1
	Tennessee	PCL	1-4	4.74	35	0	0	0	2	49.1	52	30	26	9	1	28	42	1	0
2011	Tennessee	SOU	0-1	2.65	13	0	0	0	5	17.0	11	5	5	0	0	6	25	0	0
	Iowa	PCL	1-2	4.13	16	0	0	0	3	24.0	20	14	11	1	1	13	20	1	0
2012	Iowa	PCL	3-3	2.81	37	0	0	0	4	51.1	37	16	16	5	2	27	60	2	0
	Iowa	PCL	1-1	3.42	21	0	0	0	6	23.2	16	9	9	3	0	6	22	0	0
2013	CHICAGO	NL	0-0	6.00	7	0	0	0	0	6.0	10	7	4	3	0	5	6	0	0
	Iowa	PCL	0-1	2.04	16	0	0	0	7	17.2	8	4	4	1	1	10	26	1	1
2014	CHICAGO	NL	1-2	2.72	49	0	0	0	1	46.1	39	17	14	4	2	15	55	2	0
	Iowa	PCL	0-1	1.77	35	0	0	0	25	35.2	28	8	7	3	0	13	52	0	0
2015	CHICAGO	NL	1-1	5.14	18	0	0	0	0	21.0	24	13	12	3	0	4	24	1	0
	Iowa	PCL	0-0	2.70	3	0	0	0	0	3.1	1	1	1	0	0	3	1	0	0
Minor Lg Totals			14-18	2.86	295	0	0	0	91	383.1	292	138	122	28	16	181	424	17	3
Major Lg Totals			2-3	3.68	74	0	0	0	1	73.1	73	37	30	10	2	24	85	3	0

FRONT OFFICE

CHENEY STADIUM

COACHES/STAFF

2016 RAINIERS

2015 SEASON REVIEW

OPPONENTS

HISTORY & RECORDS

MEDIA & MISC.



JOEL PERALTA

RHP

BORN: 03/23/1976 IN BONAO, DR
RESIDES: BONAO, DR

ACQUIRED: SIGNED AS A MINOR LEAGUE FREE AGENT ON FEB. 9, 2016.

HEIGHT:	WEIGHT:	BATS:	THROWS:	AGE:
5' 10"	210	RIGHT	RIGHT	40

AS OF OPENING DAY 2016

PERALTA'S CAREER SUMMARY

2015:

- Logged majority of the year with Los Angeles (33 G), but also made rehab appearances with Advanced-A Rancho Cucamonga (3 G), Triple-A Oklahoma City (2 G), and Double-A Tulsa (2 G)...combined to go 3-2 with three saves and a 4.42 ERA (18ERx36.2IP).
- Spent time on 15-day disabled list from Apr. 24 – June 22 with a neck strain...made rehab assignments with Rancho Cucamonga and Oklahoma City during before returning to Los Angeles on June 22...spent time on 15-day DL with neck strain again from Aug. 11 – Sep. 1...made rehab assignment with Tulsa.
- While with the Dodgers, went 3-1 with three saves and a 4.34 ERA (14ERx29.0IP).
- Didn't allow a run in first seven outings with Los Angeles...went 1-0 with three saves during that span.
- Logged a 1.54 ERA (2ERx11.2IP) at home with the Dodgers...posted a 6.23 ERA (12ERx17.1IP) on the road.

2014:

- Appeared in 69 games for Tampa Bay, going 3-4 with a 4.41 ERA (31ERx63.1IP) and one save...made one rehab appearance with Advanced-A Charlotte.
- On the 15-day disabled list from July 13 – July 28 with a virus...first time on ML disabled list in 10 seasons.
- Finished the season ranked second on the Rays in appearances (69).
- Pitched in 10 shutouts and recorded two 1-0 wins...first relief pitcher in Rays history to win two 1-0 games in a season.
- Allowed opposing batters to hit .244 (60x246)...right-handed batters hit .240 (24x100), while lefties hit .247 (36x146).
- Notched second-best K/9 ratio of career at 10.52...walked one and struck out 24 over final 24 appearances of the season.
- Held opposing batters to an 0-for-25 mark with runners in scoring position and two outs.
- Made one start for Charlotte on July 26 at Dunedin (1.0,1,0,0,0,1)...first start since 2000 with rookie-level Butte.

2013:

- Pitched a full season (80 G) for Tampa Bay, going 3-8 with one save and a 3.41 ERA (27ERx71.1IP).
- Led all Major League pitchers with 80 appearances...second most single-season games in Rays franchise history, behind only Randy Choate (85, 2010).
- Set ML record with 41 holds, breaking Luke Gregerson's 2010 record (40).
- Held opponents scoreless in 62-of-80 appearances, a team-high...fourth most scoreless outings in the majors...third most in club history.
- Held opposing batters to a .184 (47x255) batting average, the fourth lowest mark in the American League.
- Made three scoreless postseason appearances.
- Pitched for the Gigantes del Cibao in the Dominican Winter League.

2012:

- Spent a second full season with Tampa Bay (76 G)...posted a 2-6 record with two saves and a 3.63 ERA (27ERx67.0IP)...set career-high mark with 84 strikeouts.
- Finished the season ranked first in the Major Leagues with 37 holds.
- Held opposing batters to a .200 (49x245) batting average...left-handed batters hit .173 (22x127), while righties hit .229 (27x118).
- Served eight-game suspension from June 22-29...suspension enforced after ejection from June 19 game at Washington.
- Posted a 1-0 record with a 0.82 ERA (1ERx11.0IP) through 12 games in July.
- Worked a 2.43 ERA (9ERx33.1IP) across 36 appearances after the all-star break...had a 4.81 ERA (18ERx33.2IP) prior to the break.

2011:

- Made 71 appearances across a full season with Tampa Bay...went 3-4 with six saves and a 2.93 ERA (22ERx67.2IP).
- Went 3-1 with a 1.34 ERA (5ERx33.2IP) in 36 home games...posted an 0-3 record with four saves and a 4.50 ERA (17ERx34.0IP) on the road.
- Worked scoreless efforts in 17 of final 18 appearances...posted a 0.47 ERA (1ERx19.0IP) and only allowed 10 baserunners over that span.
- Appeared in three games in the ALDS against Texas...did not allow a run.

FRONT OFFICE

CHENEY STADIUM

COACHES/STAFF

2016 RAINIERS

2015 SEASON REVIEW

OPPONENTS

HISTORY & RECORDS

MEDIA & MISC.

PERALTA (CONTINUED)

2010:

- Split the year between Triple-A Syracuse (28 G) and Washington (39 G)...combined to go 3-0 with 20 saves and a 1.64 ERA (15ERx82.1IP).
- Began the year with Syracuse, going 2-0 with 20 saves and a 1.08 ERA (4ERx33.1IP).
- Converted all 20 save appearances with the Chiefs...ranked second among all minor league players in saves at the time of his selection by Washington.
- Selected by Washington on June 21 and spent the remainder of the season with the Nationals going 1-0 with a 2.02 ERA (11ERx49.0IP).
- Combined to hold opposing batters to a .182 (54x296) batting average.
- Pitched for Gigantes del Cibao in the Dominican Winter League...notched 10 saves and a 1.59 ERA (3ERx17.0IP) across 17 games.

2009:

- Divided the season between Triple-A Colorado Springs (31 G) and Colorado (27 G)...combined to go 6-3 with four saves and a 3.96 ERA (27ERx61.1IP).
- Signed with Colorado on Apr. 8 after being released by Kansas City at the conclusion of Spring Training.
- Logged a 6-0 record with four saves and a 2.45 ERA (10ERx36.2IP) across multiple stints with Colorado Springs.
- Registered two stints with the Rockies, covering 27 games and posting an 0-3 record with a 6.20 ERA (17ERx24.2IP).
- Strung together 11 consecutive scoreless outings for the Rockies from May 25 – June 23, spanning 10.2 innings pitched.

2008:

- Spent majority of the season with Kansas City (40 G), also logged time with Triple-A Omaha (10 G)...combined to go 2-2 with two saves and a 4.42 ERA (35ERx71.1IP).
- Did not allow a run in 10 appearances with Omaha, spanning 18.2 innings pitched.

2007:

- Notched a full season with Kansas City (62 G)...posted a 1-3 record with one save and a 3.80 ERA (37ERx87.2IP).
- Posted the most inning pitched by a Royals reliever (87.2) since Rusty Meacham in 1992 (101.2).
- Held opposing batters to a .274 (93x339) batting average...left-handers hit .248 (31x125), while righties hit .290 (62x214).

2006:

- Opened the year with Triple-A Omaha (6 G), but spent the majority of the season with Kansas City (64 G)...combined to go 2-3 with a 4.21 ERA (38ERx81.1IP).
- Finished the year leading the Royals bullpen in innings pitched (73.2).
- Earned first career Major League save on Sep. 29 at Detroit (0.2,1,0,0,0,0).

2005:

- Pitched for Los Angeles (AL) (28 G) and Triple-A Salt Lake (18 G)...combined to go 4-1 with a 3.52 ERA (21ERx53.2IP) and 10 saves.
- Made Major League debut with the Angels on May 25 against Chicago (AL) (2.1,0,0,0,0,4).
- Earned first career ML win on July 6 against Minnesota (0.1,0,0,0,0,0).
- Converted 10 of 13 saves attempts with the Stingers...posted a 2.84 ERA (6ERx19.0IP) across 18 games in the Pacific Coast League.
- Claimed off waivers by Kansas City following the season on Oct. 7.

2004:

- Logged time with Triple-A Salt Lake (39 G), Advanced-A Rancho Cucamonga (1 G), and rookie-level AZL Angels (2 G)...combined to go 4-2 with one save and a 4.92 ERA (34ERx62.1IP).
- Recorded 68 strikeouts across 56.0 innings of work with Salt Lake.
- Placed on disabled list in June and July with a right bicep strain.

2003:

- Saw time in 47 games with Double-A Arkansas...made one relief outing at end of the season with Triple-A Salt Lake...combined to go 5-4 with a 2.24 ERA (13ERx52.1IP) and 20 saves.

2002:

- Opened the season with Double-A Arkansas...posted a 6.62 ERA (13ERx17.3IP) through 12 games.
- Sent down to Single-A Cedar Rapids...spent the remainder of the year with the Kernels and went 5-0 with a 0.95 ERA (5ERx47.1IP) in 41 appearances.

2001:

- Notched a career-high 25 saves between Single-A Cedar Rapids (41 G) and Double-A Arkansas (9 G)...posted a combined 2.92 ERA (17ERx52.1IP).

2000:

- Registered time with rookie-level Butte (10 G, 1 GS) and short-season Boise (4 G)...combined to go 2-1 with a 6.59 ERA (20ERx271.1P).

1999:

- Converted to pitcher and went 2-3 with 12 saves and a 2.50 ERA (10ERx36.0IP) through 24 relief appearances for the DSL Angels.
- Signed with Anaheim as a free agent on Feb. 25.

1998:

- Sat out the entire season due to injury.

1997:

- Appeared in 52 games for the DSL Athletics, hitting .247 (40x162) with 25 R, 5 2B, 11 RBI, and 4 SB.

Personal:

- Joel Peralta...nickname "El Campeon" (The Champion), coined by Joe Maddon during their time together in Los Angeles.
- Attended Bachillerato School in the Dominican Republic.
- Attended Ventura Community College in California.

PERALTA'S CAREER PITCHING RECORD

Year	Team	LG	W-L	ERA	G	GS	CG	SHO	SV	IP	H	R	ER	HR	HB	BB	SO	WP	BK
1999	DSL Angels	DSL	2-3	2.50	24	0	0	0	12	36.0	27	14	10	0	3	16	35	5	1
2000	Butte	PIO	2-1	6.63	10	1	0	0	1	19.0	24	15	14	2	2	10	17	2	1
	Boise	NOR	0-0	6.48	4	0	0	0	0	8.1	12	6	6	0	1	5	9	0	0
2001	Cedar Rapids	MID	0-0	2.13	41	0	0	0	23	42.1	27	13	10	3	4	5	53	0	0
	Arkansas	TEX	0-1	6.30	9	0	0	0	2	10.0	15	10	7	2	2	5	14	0	1
2002	Arkansas	TEX	0-0	6.62	12	0	0	0	0	17.2	25	15	13	5	1	10	11	2	0
	Cedar Rapids	MID	5-0	0.95	41	0	0	0	21	47.1	28	7	5	2	2	11	53	6	1
2003	Arkansas	TEX	5-4	2.24	47	0	0	0	20	52.1	39	13	13	3	5	12	48	3	0
	Salt Lake City	PCL	0-0	--	1	0	0	0	0	0.0	0	0	0	0	0	1	0	0	0
2004	AZL Angels	AZL	0-0	2.08	2	0	0	0	0	4.1	1	1	1	0	0	0	9	0	0
	Rancho Cuc.	CAL	0-0	9.00	1	0	0	0	0	2.0	5	2	2	1	0	1	1	0	0
	LOS ANGEL.	PCL	4-2	4.98	39	0	0	0	1	56.0	64	33	31	6	2	18	68	5	0
2005	LOS ANGEL.	AL	1-0	3.89	28	0	0	0	0	34.2	28	15	15	6	0	14	30	2	0
	Salt Lake	PCL	3-1	2.84	18	0	0	0	10	19.0	11	6	6	0	3	6	18	0	0
2006	Omaha	PCL	1-0	2.35	6	0	0	0	2	7.2	8	2	2	1	2	3	8	1	0
	KANSAS CITY	AL	1-3	4.40	64	0	0	0	1	73.2	74	37	36	10	2	17	57	5	0
2007	KANSAS CITY	AL	1-3	3.80	62	0	0	0	1	87.2	93	39	37	9	2	19	66	2	0
2008	Omaha	PCL	1-0	0.00	10	0	0	0	2	18.2	9	0	0	0	0	6	19	0	0
	KANSAS CITY	AL	1-2	5.98	40	0	0	0	0	52.2	56	37	35	15	2	14	38	1	0
2009	Colorado Spr.	PCL	6-0	2.45	31	0	0	0	4	36.2	31	11	10	3	0	11	32	3	0
	COLORADO	NL	0-3	6.20	27	0	0	0	0	24.2	27	17	17	3	3	12	22	0	0
2010	Syracuse	INT	2-0	1.08	28	0	0	0	20	33.1	24	5	4	1	1	7	38	1	0
	WASHING.	NL	1-0	2.02	39	0	0	0	0	49.0	30	12	11	5	1	9	49	0	0
2011	TAMPA BAY	AL	3-4	2.93	71	0	0	0	6	67.2	44	23	22	7	0	18	61	3	0
2012	TAMPA BAY	AL	2-6	3.63	76	0	0	0	2	67.0	49	28	27	9	1	17	84	5	0
2013	TAMPA BAY	AL	3-8	3.41	80	0	0	0	1	71.1	47	31	27	7	0	34	74	1	0
2014	Charlotte	FSL	0-0	0.00	1	1	0	0	0	1.0	1	0	0	0	0	0	1	0	0
	TAMPA BAY	AL	3-4	4.41	69	0	0	0	1	63.1	60	31	31	9	1	15	74	2	0
2015	Rancho Cuc.	CAL	0-1	10.12	3	1	0	0	0	2.2	4	3	3	0	0	1	0	0	0
	Oklahoma C.	PCL	0-0	4.50	2	0	0	0	0	2.0	2	1	1	0	0	0	1	0	0
	Tulsa	TEX	0-0	0.00	3	0	0	0	0	3.0	0	0	0	0	0	0	3	0	0
	LOS ANGEL.	NL	3-1	4.34	33	0	0	0	3	29.0	28	14	14	6	0	8	24	1	0
Minor Lg Totals			31-13	2.96	333	3	0	0	118	419.1	357	157	138	29	28	128	438	28	4
Major Lg Totals			19-34	3.94	589	0	0	0	15	620.2	536	284	272	86	12	177	579	22	0

PERALTA'S CAREER PLAYING RECORD

Year	Team	LG	AVG	G	AB	R	H	2B	3B	HR	RBI	BB	SO	SB	CS	OBP	SLG	SF	SAC	HP
1997	DSL Athletics	DSL	.247	52	162	25	40	5	0	0	11	22	28	4	3	.333	.278	2	1	0
2007	KANSAS CITY	AL	1.000	5	1	1	1	1	0	0	2	0	0	0	0	1.000	2.000	0	0	0
2010	WASHINGTON	NL	.000	38	3	0	0	0	0	0	0	0	2	0	0	.000	.000	0	0	0
2015	LOS ANGELES	NL	.000	33	1	0	0	0	0	0	0	0	1	0	0	.000	.000	0	0	0
Minor Lg Totals			.247	52	162	25	40	5	0	0	11	22	28	4	3	.333	.278	2	1	0
Major Lg Totals			.200	76	5	1	1	1	0	0	2	0	3	0	0	.200	.400	0	0	0

FRONT OFFICE

CHENEY STADIUM

COACHES/STAFF

2016 RAINIERS

2015 SEASON REVIEW

OPPONENTS

HISTORY & RECORDS

MEDIA & MISC.



D.J. PETERSON

INF

BORN: 12/31/1991 IN CHANDLER, AZ
RESIDES: GILBERT, AZ

ACQUIRED: SELECTED BY SEATTLE IN THE FIRST ROUND (12TH OVERALL) OF THE 2013 DRAFT.

HEIGHT:	WEIGHT:	BATS:	THROWS:	AGE:
6' 1"	205	RIGHT	RIGHT	24

AS OF OPENING DAY 2016

PETERSON'S CAREER SUMMARY

2015:

- Divided third season between Double-A Jackson (93 G) and Tacoma (4 G)...combined to hit .223 (83x372) with 39 R, 20 2B, 2 3B, 7 HR, 44 RBI, and 4 SB.
- Began the year with Jackson, hitting .223 (80x358) with 39 R, 19 2B, 2 3B, 7 HR, 44 RBI, and 5 SB.
- Ranked second on the Generals in RBI (44), second in doubles (19), tied for third in home runs (7).
- Swatted a grand slam home run on July 15 at Mobile...went 2-for-5 with 2 R, 4 RBI.
- Hit a season-best .258 (25x97) through 24 games in July...added 12 R, 5 2B, 2 HR, and 12 RBI during that month.
- Promoted to Tacoma on July 29...went 2-for-4 in Triple-A debut that day at El Paso.
- Placed on 7-day disabled list with right achilles tendon strain...activated from disabled list on Sep. 23.
- Played for the Peoria Javelinas in the Arizona Fall League.
- Non-roster invitee to Seattle Spring Training...hit .152 (5x33) with 5 R, 1 2B, 1 HR, and 3 RBI in 16 games.

2014:

- Combined to hit .297 with 83 R, 31 2B, 1 3B, 31 HR, 111 RBI, 22 BB, 7 SB between Advanced-A High Desert (65 G) and Double-A Jackson (58 G).
- 111 RBI was second most by any MiLB player in 2014...one of five MiLB players to record 100+ RBI and 30+ HR (111/31) in 2014.
- Opened sophomore professional campaign with Mavericks...hit .326 (89x273) with 51 R, 23 2B, 1 3B, 18 HR, 73 RBI, 23 BB, 6 SB...career-high performances in batting average, hits, doubles, home runs, RBI, walks, and stolen bases.
- Ranked third on Mavericks in home runs (18), fourth in RBI (73), fifth in batting average (.326), tied for fourth in doubles (23).
- Named California League Player of the Week twice...first time for the week ending June 1 (went 14-for-30, .467 AVG with 6 2B, 2 HR, 7 RBI, 3 BB)...second time for the week ending June 22 (went 8-for-15, .533 AVG with 4 2B, 2 HR, 7 RBI, 4 BB).
- Hit two HR (one grand slam) against Bakersfield on May 23...went 2-for-4 with 2 R, T-career-high 5 RBI.
- Promoted to Generals on June 24...hit .261 (58x222) with 32 R, 8 2B, 13 HR, 38 RBI, 22 BB, 1 SB.
- Delivered walk-off single to win game one of a doubleheader against Birmingham on Aug. 13...went 2-for-7 with 1 R, 1 HR, 4 RBI in doubleheader.
- Ranked No. 2 prospect in Seattle organization by *Baseball America* prior to 2014 season.
- Named Seattle MiLB Co-Player of the Year for 2014

2013:

- Began professional career in Seattle organization with Short-Season Everett (29 G)...hit .312 (34x109) with 20 R, 6 2B, 6 HR, 27 RBI, 13 BB.
- Made professional debut on June 19 against Tri-City...went 0-for-3 with 1 BB.
- Recorded first professional hit in his second game on June 21 against Hillsboro...went 2-for-5 with 1 R, 1 2B, 1 RBI, 1 BB.
- Tied for first on Aqua Sox in home runs (6) despite playing only 29 games (other two players with six home runs played in 56 G, 61 G), fourth in RBI (27).
- Recorded nine multi-hit games, including one four-hit game on July 4 against Salem-Keizer...recorded eight multi-RBI games, including two four-RBI games.
- Belted two grand slams while with Everett...first came June 23 against Hillsboro (fifth inning off Jose Martinez)...second came June 28 against Spokane (seventh inning off Abel De Los Santos).
- Named a Northwest League Mid-Season All-Star for his performance with Everett.
- Promoted to Single-A Clinton (26 G) on July 24...hit .293 (29x99) with 16 R, 5 2B, 1 3B, 7 HR, 20 RBI, 7 BB, 1 SB.
- Recorded seven multi-hit games, including four three-hit games...five multi-RBI games, including one four-RBI game.
- Smacked third grand slam of the season on Aug. 7 against Quad Cities (seventh inning off Gerardo Sanchez).
- Named Midwest League Player of the Week for the week ending Aug. 12...went 12-for-28 (.429 AVG) with 1 2B, 3 HR [one grand slam], 6 RBI, 2 BB.
- Hit .323 with RISP (10x31 with 2 2B, 1 HR, 13 RBI, 4 BB).
- Placed on 7-Day DL with left ankle contusion on Aug. 23, ending his rookie season.

FRONT OFFICE

CHENEY STADIUM

COACHES/STAFF

2016 RAINIERS

2015 SEASON REVIEW

OPPONENTS

HISTORY & RECORDS

MEDIA & MISC.

PETERSON (CONTINUED)

Personal:

- Douglas Anthony Peterson.
- Graduated from Gilbert (AZ) High School in 2010...originally drafted by Seattle in 33rd round of 2010 draft but did not sign.
- Attended University of New Mexico from 2011-13...named 2012 and 2013 Mountain West Male Athlete of the Year...won MW triple crown in 2012 and 2013.
- Ranked No. 10 prospect in Seattle organization by *Baseball America* prior to 2016 season.
- Named MiLB.com Organization All-Star in both 2013 and 2014.

PETERSON'S CAREER PLAYING RECORD

Year	Team	LG	AVG	G	AB	R	H	2B	3B	HR	RBI	BB	SO	SB	CS	OBP	SLG	SF	SAC	HP	
2013	Everett	NOR	.312	29	109	20	34	6	0	6	27	13	18	0	1	.382	.532	1	0	0	
	Clinton	MID	.293	26	99	16	29	5	1	7	20	7	24	1	0	.346	.576	0	0	1	
2014	High Desert	CAL	.326	65	273	51	89	23	1	18	73	23	65	6	0	.381	.615	1	0	2	
	Jackson	SOU	.261	58	222	32	58	8	0	13	38	22	51	1	1	.335	.473	1	0	3	
2015	Jackson	SOU	.223	93	358	39	80	19	2	7	44	31	90	5	0	.290	.346	1	0	3	
	Tacoma	PCL	.214	4	14	0	3	1	0	0	0	0	3	0	1	.214	.286	0	0	0	
Minor Lg Totals				.273	275	1075	158	293	62	4	51	202	96	251	13	3	.336	.480	4	0	9

FRONT
OFFICE

CHENEY
STADIUM

COACHES/STAFF

2016
RAINIERS

2015 SEASON
REVIEW

OPPONENTS

HISTORY &
RECORDS

MEDIA &
MISC.



DARIO PIZZANO

OF

BORN: 04/25/1991 IN BOSTON, MA
RESIDES: SAUGUS, MA

ACQUIRED: SELECTED BY SEATTLE IN THE 15TH ROUND OF THE 2012 DRAFT.

HEIGHT: 5' 11"	WEIGHT: 200	BATS: LEFT	THROWS: RIGHT	AGE: 24
--------------------------	-----------------------	----------------------	-------------------------	-------------------

AS OF OPENING DAY 2016

PIZZANO'S CAREER SUMMARY

2015:

- Spent the year with Double-A Jackson, hitting .308 (68x221) with 26 R, 13 2B, 4 3B, 4 HR, 33 RBI, and 2 SB in 58 games.
- Notched a career-high and a Jackson club record 25-game hitting streak from Apr. 6 – May 17...hit .396 (40x101) with 11 R, 5 2B, 3 3B, 1 HR, and 14 RBI during the streak... was longest hitting streak by a Mariners farmhand in 2015.
- Logged a career-high 6 RBI on May 27 against Montgomery...went 3-for-4 with 2 R, 2B, 3B.
- Named to Southern League All-Star team, but did not play due to injury.
- Placed on disabled list on June 25 for remainder of the season with sprained right hand.
- Hit .326 (30x92) at home, while hitting .295 (38x129) on the road.

2014:

- Split the season between Advanced-A High Desert (35 G) and Double-A Jackson (81 G)...combined to hit .244 (100x410) with 65 R, 30 2B, 7 3B, 11 HR, and 76 RBI...set career high marks in triples, home runs, and RBI.
- Opened the year with the Mavericks, hitting .275 (38x138) with 33 R, 16 2B, 2 3B, 3 HR, and 21 RBI.
- Promoted to Jackson on May 15 and spent the remainder of the year with the Generals, hitting .228 (62x272) with 32 R, 14 2B, 5 3B, 8 HR, and 55 RBI.
- Finished the year ranked second on the Generals in walks (45), third in RBI, and fourth in home runs and triples.
- Posted a season-high nine-game hitting streak from July 5-17...hit .452 (14x31) with 8 R, 2 2B, 4 3B, 2 HR, and 21 RBI during the streak.
- Hit .254 (33x130) at home with the Generals, and .204 (29x142) on the road.

2013:

- Logged entire season with Single-A Clinton (126 G), hitting .311 (144x463) with 75 R, 40 2B, 5 3B, 8 HR, 70 RBI, and 8 SB...set career high marks in runs, hits, and doubles.
- Ranked among the top five in the Midwest League in batting average (fourth, .311), doubles (second, 40), on-base percentage (fifth, .392), extra base hits (fifth, 53), total bases (fifth, 218), and lowest PA/strikeout ratio (fourth, 11.06).
- Led all Mariners farmhands and ranked sixth in MiLB with 40 doubles...third most in a single season in Jackson franchise history.
- Named to Midwest League Mid-Season All-Star team...hit .300 (67x223) with 38 RBI in the first half.
- Reached base safely via hit or walk in 127 of 143 games, including a stretch of 35 consecutive games from July 18 – Aug. 26...third longest on-base streak in the Midwest League.
- Posted a 19-game hitting streak from Aug. 7-26...hit .373 (28x75) with 14 R, 12 2B, 1 3B, 1 HR, and 11 RBI during that stretch.
- Led Jackson in batting average, runs, hits, doubles, RBI, total bases, and walks...ranked tied for first in triples, second in home runs.

2012:

- Began professional career with rookie-level Pulaski Mariners (53 G), and also logged time with short-season Everett (3 G)...combined to hit .354 (74x209) with 35 R, 18 2B, 1 3B, 4 HR, 29 RBI, and 3 SB.
- Won the Appalachian League batting title, hitting .356 (67x188)...also led the league in on-base percentage (.442).
- Made professional debut with Pulaski on June 23 at Princeton...went 2-for-3 with 1 R and 1 BB.
- Logged a 15-game hitting streak from Aug. 1-15...hit .450 (27x60) with 13 R, 9 2B, and 9 RBI during the streak.
- Led Pulaski in batting average (min. 250 AB), hits (67), and doubles (15).
- Named Appalachian League Post-Season All-Star...named MiLB.com Organizational All-Star.

FRONT OFFICE

CHENEY STADIUM

COACHES/STAFF

2016 RAINIERS

2015 SEASON REVIEW

OPPONENTS

HISTORY & RECORDS

MEDIA & MISC.

PIZZANO (CONTINUED)

Personal:

- Dario Pizzano.
- Graduated from Malden Catholic (Malden, MA) High School in 2009...Catholic Conference Player of the Year...first-team Massachusetts all-star...two-time all-conference.
- Played three seasons at Columbia University from 2010-12...named to All-Ivy League first team all three seasons...named Ivy League Player of the Year in 2012 after hitting .360 (54x150) with 16 2B, 4 HR, and 36 RBI...career .364 (165x453) hitter with Columbia...shares Columbia career HR record with former Twins INF/OF Gene Larkin (25).
- Advanced to the 2003 Little League World Series while playing for Saugus, MA...scored winning run in semi-final game against Richmond, TX.
- Named No. 26 prospect in the Seattle organization by Baseball America prior to the 2016 season.

PIZZANO'S CAREER PLAYING RECORD

Year	Team	LG	AVG	G	AB	R	H	2B	3B	HR	RBI	BB	SO	SB	CS	OBP	SLG	SF	SAC	HP	
2012	Pulaski	APP	.356	53	188	34	67	15	1	4	28	26	35	3	0	.442	.511	4	1	6	
	Everett	NOR	.333	6	21	1	7	3	0	0	1	4	2	0	0	.440	.476	0	0	0	
2013	Clinton	MID	.311	126	463	75	144	40	5	8	70	61	48	8	4	.392	.471	4	0	3	
2014	High Desert	CAL	.275	35	138	33	38	16	2	3	21	23	16	0	0	.377	.486	1	0	0	
	Jackson	SOU	.228	81	272	32	62	14	5	8	55	45	38	1	1	.341	.404	6	0	5	
2015	Jackson	SOU	.308	58	221	26	68	13	4	4	33	19	20	2	0	.366	.457	1	0	2	
Minor Lg Totals				.296	359	1303	201	386	101	17	27	208	178	159	14	5	.383	.462	16	1	16

FRONT
OFFICE

CHENEY
STADIUM

COACHES/
STAFF

2016
RAINIERS

2015 SEASON
REVIEW

OPPONENTS

HISTORY &
RECORDS

MEDIA &
MISC.



BOOG POWELL

OF

BORN: 01/14/1993 IN IRVINE, CA
RESIDES: MISSION VIEJO, CA

ACQUIRED: IN A SIX-PLAYER TRADE WITH TAMPA BAY ON NOV. 5, 2015.

DRAFTED: SELECTED BY OAKLAND IN THE 20TH ROUND OF THE 2012 DRAFT.

HEIGHT:	WEIGHT:	BATS:	THROWS:	AGE:
5' 10"	185	LEFT	LEFT	23

AS OF OPENING DAY 2016

POWELL'S CAREER SUMMARY

2015:

- Logged time with Double-A Montgomery (61 G) and Triple-A Durham (56 G)...combined to hit .295 (131x444) with 66 R, 16 2B, 9 3B, 3 HR, 40 RBI, and 18 SB.
- Began the year with Montgomery, where he hit .328 (78x238) with 44 R, 6 2B, 6 3B, 1 HR, 22 RBI, and 11 SB.
- Named a Southern League Mid-Season All-Star while with Montgomery...hit .326 (76x233) in the first half.
- Notched two four-hit performances with Montgomery...Apr. 25 against Jackson, went 4-for-5 with 2 R, 1 2B, 3 RBI...May 6 against Birmingham, went 4-for-4 with 1 R.
- Posted a nine-game hitting streak from June 6-13...hit .483 (14x29) with 9 R, 2 2B, 2 3B, and 5 RBI during that stretch.
- Earned a promotion to Durham on June 26, and spent the remainder of the season with the Bulls...hit .257 (53x206) with 22 R, 10 2B, 3 3B, 2 HR, 18 RBI, and 7 SB.
- Hit .268 (14x38) with 17 R and 15 RBI with runners in scoring position while with Durham.
- Posted a season-best 12-game hitting streak from Aug. 16 – Sep. 6...hit .340 (18x53) during that stretch, raising his batting average from .233 to .261.
- Traded from Oakland along with teammates Daniel Robertson (inf) and John Jaso (c) to Tampa Bay in exchange for Ben Zobrist (inf) and Yunel Escobar (inf) on Jan. 10, 2015.

2014:

- Spent majority of the year with Single-A Beloit (69 G), but also logged time with Advanced-A Stockton (14 G)...combined to hit .343 (108x315) with 54 R, 10 2B, 5 3B, 3 HR, 28 RBI, and 16 SB.
- Ranked first in the Oakland organization with a .343 (108x315) batting average...ranked in the top ten in the organization in stolen bases (tied-fourth, 16), triples (tied-fifth, 5), walks (sixth, 61), and slugging percentage (tenth, .435).
- Began the year with Beloit, hitting .335 (85x254) with 43 R, 7 2B, 4 3B, 3 HR, 17 RBI, and 16 SB.
- Named to the Midwest League Mid-Season All-Star team...won Top Star award after hitting 1-for-3 with a two-run double, 3 R, and 2 SB...logged a steal of home in the first inning.
- Ranked first on the Snappers in batting average (.335, min. 250 AB) and walks (53)...ranked tied for third on club in triples (4), fourth in runs (43).
- Promoted to Stockton on June 23 and spent the rest of the year with the Ports hitting .377 (23x61) with 11 R, 3 2B, 1 3B, and 11 RBI.
- Served a 50-game suspension from July 7 – Aug. 30 for a violation of the Minor League Drug Prevention and Treatment Program.
- Played for the Mesa Solar Sox in the Arizona Fall League, hitting .300 (21x70) with 2 HR and 10 RBI in 21 games.
- Named MiLB.com Organizational All-Star.

2013:

- Played entire season with short-season Vermont (59 G), hitting .283 (60x212) with 30 R, 7 2B, 3 3B, 14 RBI, and 14 SB.
- Named New York-Penn League Player of the Week for July 8-15...hit .464 (13x28) with 2 R, 1 2B, 1 3B, 4 RBI, and 4 SB during the week.
- Named New York-Penn League Mid-Season All-Star...hit .292 (49x168) prior to the all-star break.
- Finished the year ranked second on the Lake Monsters in runs, triples, total bases (73), walks (26), and on-base percentage (.364)...led the team in stolen bases (14).

2012:

- Opened professional career with AZL Athletics, hitting .306 (34x111) with 20 R, 1 2B, 13 RBI, and 5 SB in 35 games.
- Made pro debut on June 21 against AZL Cubs...recorded first career hit in second game on June 22 against AZL Brewers, going 3-for-5 with 3 R, 1 RBI.

Personal:

- Herschel Mack "Boog" Powell IV.
- **NOT** related to former MLB first baseman of same name.
- Graduated from Mission Viejo (CA) High School, 2011.
- Played for Orange Coast College (Costa Mesa, CA), 2012.
- Ranked the No. 9 prospect in the Seattle organization by *Baseball America* prior to the 2016 season.

FRONT OFFICE

CHENEY STADIUM

COACHES/STAFF

2016 RAINIERS

2015 SEASON REVIEW

OPPONENTS

HISTORY & RECORDS

MEDIA & MISC.

POWELL'S CAREER PLAYING RECORD

Year	Team	LG	AVG	G	AB	R	H	2B	3B	HR	RBI	BB	SO	SB	CS	OBP	SLG	SF	SAC	HP
2012	AZL Athletics	AZL	.306	35	111	20	34	1	0	0	13	15	9	5	2	.383	.315	2	2	0
2013	Vermont	NYP	.283	59	212	30	60	7	3	0	14	26	34	14	6	.364	.344	0	6	1
2014	Beloit	MID	.335	69	254	43	85	7	4	3	17	53	49	16	13	.452	.429	1	1	2
	Stockton	CAL	.377	14	61	11	23	3	1	0	11	8	4	0	2	.449	.459	0	0	0
2015	Montgomery	SOU	.328	61	238	44	78	6	6	1	22	29	38	11	8	.408	.416	1	2	4
	Durham	INT	.257	56	206	22	53	10	3	2	18	32	41	7	6	.360	.364	2	4	2
Minor Lg Totals			.308	294	1082	170	333	34	17	6	95	163	175	53	37	.401	.387	6	15	9

TACOMA YEARLY ALL-STAR GAME SELECTIONS

YR	LOCATION	SELECTION(S)
1960	Spokane	Tom Haller (c) , Jose Pagan (ss) , Danny O'Connell (ph), Eddie Fisher (p)
1961	Seattle	Bob Farley (1b), Dick Phillips (3b), Dom Zanni (p), Red Davis (coach)
1962	Portland	Gil Garrido (ss) , Dick Phillips (2b)
1963	Spokane	Tim Talton (c), Gil Garrido (ss), Danny Rivas (p)
1973	Albuquerque	Craig Kusick (dh) , Glenn Borgmann (c), Charley Manuel (lf) , Rick Renick (3b)
1974	Tacoma	Mark Wiley (p), Juan Veintidos (p) , Rick Renick (dh) , Lyman Bostock (rf) , Cal Ermer (coach)
1975	Sacramento	Dave McKay (ss) , Eddie Bane (p), Rocky Stone (p)
1988	Buffalo	Lance Blankenship (2b) , Ed Jurak (ss)
1989	Columbus	Bryan Clark (p)
1990	Las Vegas	Joe Bitker (p), Scott Chiamparino (p)
1991	Louisville	Kevin Campbell (p)
1992	Richmond	Gus Polidor (2b)
1993	Albuquerque	Kurt Abbott (ss) , Webster Garrison (2b), Walt Horn (trainer)
1994	Nashville	Scott Lydy (of)
1995	Scranton/Wilkes-Barre	Jeff Darwin (of)
1996	Salt Lake City	James Bonnici (dh) , Greg Pirkl** (1b)
1997	Des Moines	Brian Raabe (3b), Alan Zinter (c) , Dan Rohrmeier (dnp)
1998	Norfolk	Steve Gajkowski (p), Dave Myers (coach)
1999	New Orleans	Ozzie Timmons (dh)
2000	Rochester	Brian Leshner (1b), Ryan Anderson (p), Randy Roetter (trainer)
2001	Indianapolis	Ramon Vazquez (ss) , Juan Thomas (dh) , Denny Stark (p) , Todd Betts (1b)
2002	Oklahoma City	Dan Rohn (manager), Aaron Holbert (ss) , Aquilino Lopez (p)
2003	Memphis	Pat Borders (c)
2004	Pawtucket	George Sherrill (p), Bucky Jacobsen** (dh), Scott Atchison (p)
2005	Sacramento	Masao Kida (p), Felix Hernandez (elected, DNP)
2006	Toledo	Adam Jones (of - DNP), Mike Curto (broadcaster)
2007	Albuquerque	Adam Jones (of) , Justin Lehr (p)
2008	Louisville	Oswaldo Navarro (ss)
2009	Portland	Bryan LaHair (1b), Dwight Bernard (coach), Tom Newberg (trainer)
2010	Lehigh Valley	Daren Brown (manager), Chris Seddon (p)
2011	Salt Lake	Josh Lueke (p)
2012	Buffalo	Luis Jimenez (dh) , Guillermo Quiroz (c)
2013	Reno	Brian Moran (lhp), Carlos Peguero (of)
2014	Durham	Logan Kensing (p), Nick Franklin (2b) , Chris Taylor (ss) , Gabriel Noriega (3b)
2015	Omaha	Jesus Montero (inf) , Ketel Marte (inf) , Forrest Snow (rhp)

BOLD indicates starter

***won home run hitting contest

FRONT OFFICE

CHENEY STADIUM

COACHES/STAFF

2016 RAINIERS

2015 SEASON REVIEW

OPPONENTS

HISTORY & RECORDS

MEDIA & MISC.



JORDAN PRIES

RHP

BORN: 01/27/1990 IN ALAMEDA, CA
RESIDES: ALAMEDA, CA

ACQUIRED: SELECTED BY SEATTLE IN THE 30TH ROUND OF THE 2011 DRAFT.

HEIGHT:	WEIGHT:	BATS:	THROWS:	AGE:
6' 0"	190	RIGHT	RIGHT	26

AS OF OPENING DAY 2016

PRIES' CAREER SUMMARY

2015:

- Pitched entire year for Tacoma (16 GS)...posted a 7-4 record with a 5.20 ERA (51ERx88.1IP).
- Won three consecutive starts from Apr. 24-30...posted a 2.89 ERA (6ERx18.2IP) over that span, while holding opposing batters to a .158 (12x76) batting average.
- Went 3-2 with a 6.27 ERA (23ERx33.0IP) through six starts in July.
- Posted a 4.54 ERA (17ERx33.2IP) and 3-1 on the road, while going 4-3 with a 5.60 ERA (34ERx54.2IP) at home.
- Held opponents to a .280 (96x343) batting average...right-handed batters hit .279 (48x172), while lefties hit .281 (48x171).
- Finished the year ranked third on the Rainiers in games started (16), fourth in innings pitched (88.1), fifth in strikeouts (60).
- Spent time on the disabled list from May 13-June 20 with a mild flexor strain...placed on disabled list against Aug. 18, ending season.
- Non-roster invitee to Seattle Spring Training...went 1-0 with a 1.64 ERA (2ERx11.0IP) through four appearances (two starts).

2014:

- Opened season with Double-A Jackson (2 GS)...promoted to Tacoma on Apr. 19...spent remainder of season in Tacoma (25 G, 24 GS).
- In two starts with the Generals recorded a 1-0 record with a 1.50 ERA (3ERx12.0IP)...won first start of the season with 6.0 innings of scoreless, one-hit work on Apr. 7 against Chattanooga (6.0,1,0,0,0,1).
- Promoted to Tacoma on Apr. 19...made first career Triple-A appearance on Apr. 20 against Sacramento, earned a no-decision (6.0,1,0,0,2,2).
- In 24 starts with Tacoma went 9-8 with a 4.06 ERA (64ERx142.0IP).
- Earned first Triple-A win on Apr. 30 against Sacramento (6.0,2,0,0,3,6).
- Led Tacoma in wins (9), starts (24), innings pitched (142.0), and strikeouts (111)...led all Mariners minor league pitchers in innings (142.0), and ranked second in strikeouts (111).
- Went 6.0 innings or more in 16 starts...including 15 quality starts.
- Struck out six or more in eight appearances, including one eight-strikeout performance on June 1 against El Paso and three seven-strikeout performances.
- Final appearance of the season came in relief against Fresno on Sep. 1 (0.2,6,6,6,1,1 HR).
- Named Mariners Minor League Co-Starting Pitcher of the Year.
- Named MiLB.com Organization All-Star.

2013:

- Spent entire season with Advanced-A High Desert (24 G, 23 GS)...8-6 record with a 5.13 ERA (71ERx124.2IP).
- Led Mavericks in wins (8) and innings pitched (124.2)...second on team in strikeouts (104), tied for first in starts (23).
- Earned first career Advanced-A win on Apr. 21 at Rancho Cucamonga (6.0,3,2,2,2,8).
- Tossed 6.0 innings or more in seven starts...including six quality starts.
- First appearance of season came in relief on Apr. 5 at Lancaster (3.0,1,0,0,0,2)...one of only eight career relief appearances.
- Placed on disabled list on Aug. 18 with a left forearm contusion, ending his season.

2012:

- Opened season with rookie-level AZL Mariners (3 GS)...finished season with Single-A Clinton (7 GS).
- 0-0 record with 0.75 ERA (1ERx12.0IP) with AZL Mariners...recorded 18 strikeouts.
- Tossed 5.0 innings allowing no runs on three hits in final start with AZL Mariners on July 3 against AZL Indians...eight strikeouts (5.0,3,0,0,0,8).
- 4-0 record with 3.49 ERA (15ERx38.2IP) in seven starts with Clinton...allowed 27 hits with 33 strikeouts.
- Recorded first career Single-A win on July 14 against South Bend (6.1,4,2,2,1,3).
- Won three consecutive starts on Aug. 15 (5.0 IP), Aug. 20 (5.0 IP), Aug. 25 (5.2 IP)...5.17 ERA (9ERx15.2IP) with nine strikeouts.

2011:

- Spent rookie season with short-season Everett (12 G, 6 GS)...4-3 record with a 3.71 ERA (21ERx51.0IP).
- Tied for second on team in wins (4), fourth in innings pitched (51.0), fifth in strikeouts (46).
- Made professional debut in relief on July 2 at Salem-Keizer (2.2,1,1,0,2,3).

FRONT OFFICE

CHENEY STADIUM

COACHES/STAFF

2016 RAINIERS

2015 SEASON REVIEW

OPPONENTS

HISTORY & RECORDS

MEDIA & MISC.

PRIES (CONTINUED)

2011 (continued):

- Earned first professional win on July 28 against Boise, appearing in relief (4.1,0,0,3,6).
- First professional start came on Aug. 3 at Yakima, suffered the loss (5.0,6,4,4,0,1,1 HR).
- Won first start on Aug. 9 against Vancouver (5.0,5,1,1,1,5,1 HR).
- Struck out a season-high 8 on Aug. 21 against Eugene (5.1,3,2,2,2,8).

Personal:

- Jordan Thomas Pries (prees).
- Graduated from Alameda (CA) High School on 2008...played for Stanford from 2009-2011.
- Great uncle, Don "Ducky" Pries, is credited with starting the Major League Scouting Bureau following a professional career in the Boston Red Sox organization.
- Grandfather, Bud Daley, was a left-handed pitcher who enjoyed a 10-year MLB career with Cleveland Indians, Kansas City Athletics and New York Yankees from 1955-64...Daly was a two-time AL All-Star (1959-60) and won a pair of World Series titles with the Yankees (1961-62).

PRIES' CAREER PITCHING RECORD

Year	Team	LG	W-L	ERA	G	GS	CG	SHO	SV	IP	H	R	ER	HR	HB	BB	SO	WP	BK
2011	Everett	NOR	4-3	3.71	12	6	0	0	0	51.0	46	27	21	4	7	13	46	3	0
2012	AZL Mariners	AZL	0-0	0.75	3	3	0	0	0	12.0	5	1	1	0	0	3	18	1	0
	Clinton	MID	4-0	3.49	7	7	0	0	0	38.2	27	16	15	2	2	7	33	2	0
2013	High Desert	CAL	8-6	5.13	24	23	0	0	0	124.2	129	77	71	14	12	40	104	7	2
	Jackson	SOU	1-0	1.50	2	2	0	0	0	12.0	3	2	2	2	1	0	9	0	0
2014	Tacoma	PCL	9-8	4.06	25	24	0	0	0	142.0	135	66	64	14	9	53	111	8	2
	Tacoma	PCL	7-4	5.20	16	16	0	0	0	88.1	96	55	51	10	4	27	60	3	0
Minor Lg Totals			33-21	4.32	89	81	0	0	0	468.2	441	244	225	46	35	143	381	24	4



Jordan Pries finished the season ranked among the top five pitchers on the Rainiers in games started (third, 16), innings pitched (fourth, 88.1), and strikeouts (fifth, 60).



DONN ROACH

RHP

BORN: 12/14/1989 IN LAS VEGAS, NV
RESIDES: LAS VEGAS, NV

ACQUIRED: SIGNED AS A MINOR LEAGUE FREE AGENT ON DEC. 5, 2015.

DRAFTED: SELECTED BY LOS ANGELES (AL) IN THE THIRD ROUND OF THE 2010 DRAFT.

HEIGHT:	WEIGHT:	BATS:	THROWS:	AGE:
6' 0"	195	RIGHT	RIGHT	26

AS OF OPENING DAY 2016

ROACH'S CAREER SUMMARY

2015:

- Made appearances with Triple-A Iowa (15 GS), Triple-A Louisville (7 GS), Chicago (NL) (1 GS), and Triple-A Buffalo (3 G, 1 GS)...combined to go 9-7 with a 3.51 ERA (57ERx146.1IP).
- Began the year with Iowa, going 702 with a 2.33 ERA (23ERx89.0IP).
- Tossed a complete game on July 5 at New Orleans (6.1,7,2,2,1,0,HR)...took the loss.
- Made one start with Chicago (NL) on June 27 at St. Louis (3.1,8,4,4,1,1).
- Designated for assignment on July 10...claimed off waivers by Cincinnati on July 13...outrighted to Louisville on July 14.
- Made seven starts for the Bats, going 2-4 with a 6.00 ERA (28ERx42.0IP).
- Designated for assignment on Aug. 23...claimed off waivers by Toronto on Aug. 25...optioned to Buffalo on Aug. 25.
- Worked three appearances (one start) with the Bisons, going 0-0 with a 1.50 ERA (2ERx12.0IP).
- Combined for a career-high 146.1 innings pitched.

2014:

- Split the year between Triple-A El Paso (19 G, 13 GS) and San Diego (16 G, 1 GS)...combined to go 5-6 with a 5.10 ERA (61ERx107.2IP).
- Opened the season in the San Diego bullpen, going 1-0 with a 4.75 ERA (16ERx30.1IP).
- Made Major League debut on Apr. 2 against Los Angeles (NL) (1.1,4,1,1,0,0).
- Earned first career ML win in relief on Apr. 22 at Milwaukee (2.0,1,0,0,1,2).
- Optioned to El Paso on June 3, and spent the rest of the year with the Chihuahuas...went 4-6 with a 5.24 ERA (45ERx77.1IP).
- First 16 appearances with El Paso all starts, going 4-6 with a 5.43 ERA (43ERx71.1IP)...moved to bullpen for final six games and posted a 3.00 ERA (2ERx6.0IP) as a reliever.
- Worked a season-high 7.0 innings twice...June 15 against Round Rock (7.0,5,1,1,1,4)...Aug. 5 against Reno (7.0,7,2,1,2,4).
- Combined to allow opposing batters to hit .312 (134x429).

2013:

- Pitched all year with Double-A San Antonio (28 GS)...posted an 8-12 record with a 3.53 ERA (56ERx142.2IP).
- Finished the year ranked among leaders in the Texas League in ERA (seventh, 3.53), games started (tied-first, 28) and losses (tied-second, 12)...ranked among top five qualified starting pitchers (min. 0.8 IP/league games) in opponent batting average (fifth, .252/138x548) and fewest baserunners per nine innings (fifth, 11.54).
- Did not allow an earned run in 11-of-28 starts...worked 6.0 innings or more nine times, including seven quality starts (6.0+ IP, three or fewer earned runs allowed).
- Worked a 4-6 record with a 2.21 ERA (17ERx69.1IP) at home...went 4-6 with a 4.79 ERA (39ERx73.1IP) on the road.
- Allowed opposing batters to hit .252 (138x548)...right-handed batters hit .242 (77x318), while lefties hit .265 (61x230).
- Led the Missions in games started (28) and innings pitched (142.2).

2012:

- Logged time with Advanced-A Inland Empire (6 GS), Advanced-A Lake Elsinore (8 G, 7 GS), and Double-A San Antonio (4 G, 3 GS)...combined to go 11-2 with a 1.88 ERA (22ERx105.1IP).
- Began the year in the Los Angeles (AL) organization with Inland Empire, going 5-0 with a 2.16 ERA (10ERx41.2IP).
- Traded from Los Angeles (AL) to San Diego along with teammate Alexi Amarista (inf) in exchange for Ernesto Frieri (rhp) on May 3.
- Made eight appearances (seven starts) with Lake Elsinore, going 5-1 with a 1.74 ERA (9ERx46.2IP).
- Named to California League Mid-Season All-Star team for performance with Lake Elsinore.
- Promoted to San Antonio on June 21, and finished the season with the Missions going 1-1 with a 1.59 ERA (3ERx17.0IP).
- Named Texas League Pitcher of the Week for July 2-9...made two starts, going 1-0 and allowing zero earned runs across 11.0 IP with three hits.
- Combined to allow opposing batters to hit .219 (86x392).

FRONT OFFICE

CHENEY STADIUM

COACHES/STAFF

2016 RAINIERS

2015 SEASON REVIEW

OPPONENTS

HISTORY & RECORDS

MEDIA & MISC.

ROACH (CONTINUED)

2011:

- Spent entire season in the bullpen with Single-A Cedar Rapids (45 G), going 5-5 with two saves and a 3.45 ERA (27ERx70.1IP).
- Earned the win in each of first three relief outings from Apr. 7-13, spanning 6.1 innings of work...did not allow a run in all three games.
- Allowed opposing batters to hit .266 (73x274)...right-handed batters hit .248 (39x157), while lefties hit .291 (34x117).
- Racked up 68 strikeouts and walked only 20 in 70.1 innings of work.

2010:

- Began career with rookie-level Orem, going 4-1 with a 6.04 ERA (36ERx53.2IP) across 16 games (10 starts).
- Made professional debut in a start on June 25 at Ogden (1,2,6,5,4,1,0,2 HR).
- Earned first career win in relief on July 14 at Missoula (3,0,3,1,1,0,1).
- Went 1-0 with a 3.86 ERA (5ERx11.2IP) as a reliever...posted a 3-1 record with a 6.64 ERA (31ERx42.0IP) as a starter.

Personal:

- Donn Mitchell Roach.
- Married to Brooke.
- Graduated from Bishop Gorman (Las Vegas, NV) High School, 2008.
- Drafted by Los Angeles (AL) in 40th round of 2008 draft, elected not to sign.
- Attended the University of Arizona (2009) and the College of Southern Nevada (2010)...went 1-4 with a 7.85 ERA (36ERx41.1IP) through seven starts in 2009 for Arizona... was a teammate of Bryce Harper at Southern Nevada in 2010.

ROACH'S CAREER PITCHING RECORD

Year	Team	LG	W-L	ERA	G	GS	CG	SHO	SV	IP	H	R	ER	HR	HB	BB	SO	WP	BK
2010	Orem	PIO	4-1	6.04	16	10	0	0	0	53.2	64	39	36	6	7	16	59	7	1
2011	Cedar Rapids	MID	5-5	3.45	45	0	0	0	2	70.1	73	33	27	1	3	20	68	11	0
2012	Inland Empire	CAL	5-0	2.16	6	6	0	0	0	41.2	36	11	10	1	1	3	29	1	0
	Lake Elsinore	CAL	5-1	1.74	8	7	0	0	0	46.2	41	15	9	1	4	11	44	3	0
	San Antonio	TEX	1-1	1.59	4	3	0	0	0	17.0	9	4	3	0	1	8	5	3	0
2013	San Antonio	TEX	8-12	3.53	28	28	0	0	0	142.2	138	73	56	7	5	40	77	11	0
2014	SAN DIEGO	NL	1-0	4.75	16	1	0	0	0	30.1	36	17	16	2	4	15	17	4	0
	El Paso	PCL	4-6	5.24	19	13	0	0	0	77.1	98	56	45	2	7	40	44	4	1
2015	CHICAGO	NL	0-1	10.80	1	1	0	0	0	3.1	8	4	4	0	0	1	1	0	0
	Iowa	PCL	7-2	2.33	15	15	1	0	0	89.0	83	26	23	6	3	16	33	3	0
	Louisville	INT	2-4	6.00	7	7	0	0	0	42.0	57	32	28	2	1	7	18	1	0
	Buffalo	INT	0-0	1.50	3	1	0	0	0	12.0	10	3	2	0	0	3	2	0	0
Minor Lg Totals			41-32	3.63	151	90	1	0	2	592.1	609	292	239	26	32	164	379	44	2
Major Lg Totals			1-1	5.35	17	2	0	0	0	33.2	44	21	20	2	4	16	18	4	0



DAN ROBERTSON

OF

BORN: 09/30/1985 IN FONTANA, CA
RESIDES: LA PUENTE, CA

ACQUIRED: CLAIMED OFF WAIVERS FROM LOS ANGELES (AL) ON NOV. 6, 2015.

DRAFTED: SELECTED BY SAN DIEGO IN THE 33RD ROUND OF THE 2008 DRAFT.

HEIGHT:	WEIGHT:	BATS:	THROWS:	AGE:
5' 8"	205	RIGHT	RIGHT	30

AS OF OPENING DAY 2016

ROBERTSON'S CAREER SUMMARY

2015:

- Logged time with Triple-A Salt Lake (60 G) and Los Angeles (AL) (37 G)...also made two rehab appearances with rookie-level AZL Angels...combined to hit .265 (86x325) with 37 R, 18 2B, 1 HR, 27 RBI, and 6 SB.
- Began the year with Salt Lake and registered three stints with the club during the season, hitting .265 (65x245) with 27 R, 16 2B, 1 HR, 20 RBI, and 6 SB for the Bees.
- Recorded two stints with the Angels (June 14 – July 29, Sep. 8 – Sep. 8-30), hitting .280 (21x75) with 10 R, 2 2B, and 7 RBI.
- Spent time on the 7-day disabled list from Aug. 17 – Sep. 1 with a right shoulder AC joint sprain.
- Made two rehab appearances with AZL Angels, recording no hits and drawing two walks.
- Notched a season-high 11-game hitting streak from May 15-30...hit .404 (19x47) with 8 R, 3 2B, and 4 RBI over that stretch.
- Went 4-for-4 with two doubles and two RBI on Sep. 3 against Tacoma.

2014:

- Notched time with Triple-A El Paso (5 G), Triple-A Round Rock (8 G), and Texas (70 G)...combined to hit .278 (63x277) with 35 R, 12 2B, 2 3B, 3 HR, 29 RBI, and 8 SB.
- Began the year with El Paso, hitting .364 (8x22) with 6 R, 2 2B, 2 HR, and 5 RBI through five games.
- Traded from San Diego to Texas in exchange for cash considerations on Apr. 23.
- Over two stints with the Rangers, hit .271 (48x177) with 23 R, 9 2B, 1 3B, 21 RBI, and 6 SB in first career Major League action.
- Made ML debut on April 29 against Oakland...going 0-for-1.
- Notched first career ML hit in second game on Apr. 30 against Oakland...went 1-for-2.
- Collided with Alex Rios in the outfield on May 22...suffered non-displaces fractures in face...missed six games.
- Hit .349 (30x86) with 13 R and 12 RBI across 35 games with the Rangers in July and August.
- Played in eight games over one stint for Round Rock, hitting .250 (7x28) with 6 R, 1 2B, 1 3B, 1 HR, 3 RBI, and 2 SB.
- Following the season, was traded from Texas to Los Angeles (AL) in exchange for a Player to be Named Later on Nov. 20.

2013:

- Posted an entire season with Triple-A Tucson (136 G), hitting .285 (138x484) with 91 R, 24 2B, 9 3B, 2 HR, 53 RBI, and 23 SB.
- Finished the season ranked tied for second in the Pacific Coast League in games (136) and third in runs scored (91)...ranked first on the Padres in games, runs, and triples, second in walks (60), and third in hits.
- Notched a 19-game home hitting streak from Apr. 12 – May 13, the third longest home hitting streak in the PCL that year...hit .416 (32x77) with 18 R, 8 2B, 3 3B, 1 HR, and 14 RBI over that stretch.
- Hit .289 (108x374) against right-handed pitching...hit .276 (29x105) against lefties.
- Posted a .362 (34x94) batting average through 25 games in April.
- Recorded 34 multi-hit games with Tucson, including 11 three-hit games, and one four-hit game on June 1 at Reno (4x5, 2 R, 3B).

2012:

- Logged a full season with Triple-A Tucson (129 G)...hit .302 (148x490) with 70 R, 28 2B, 4 3B, 2 HR, 38 RBI, and 18 SB.
- Finished the season ranked first on the club in games, hits, and doubles...ranked second in runs, triples, and walks (48)...ranked third in total bases (190).
- Named to Pacific Coast League Mid-Season All-Star team...hit .318 (95x299) with 45 R, 17 2B, and 27 RBI in the first half.
- Hit .373 (41x110) with 22 R and 12 RBI through 30 games in May.
- Recorded a season-long 16-game hitting streak from Aug. 19 – Sep. 3...hit .353 (24x68) with 10 R and 6 RBI during that streak.
- Notched 45 multi-hit games, including nine three-hit contests, and three four-hit efforts.
- Named MiLB.com Organization All-Star after the season.

2011:

- Played entire season with Double-A San Antonio (124 G), hitting .283 (124x438) with 97 R, 23 2B, 5 3B, 5 HR, 44 RBI, and 20 SB...set career-high mark in runs.

ROBERTSON (CONTINUED)

2011 (continued):

- Ranked second in the Texas League in runs scored, third in lowest PA/strikeout ratio (9.96)...ranked first on the team in runs and hits, second in triples, and third in games played.
- Hit for the cycle on May 2 against Midland...went 4-for-6 with 3 R, 6 RBI.
- Smacked a grand slam home run Apr. 15 against NW Arkansas...went 2-for-5 with 3 R, 4 RBI, 2 BB...the 26-5 victory for San Antonio featured seven home runs and two grand slams.
- Hit .330 (38x115) with 19 R and 11 RBI during 29 games in June.

2010:

- Worked a full season with Advanced-A Lake Elsinore (135 G)...hit .300 (160x533) with 95 R, 27 2B, 9 3B, 6 HR, 61 RBI, and 30 SB...set career-high marks in hits, home runs, and stolen bases.
- Finished in the top five in the California League in stolen bases (fifth, 30) and lowest PA/strikeout ratio (second, 11.71).
- Ranked first on the Storm in games, runs, hits, and triples...ranked second in total bases (223) and third in doubles.
- Sent out a pair of grand slam home runs...June 5 at Modesto went 2-for-4 with 2 R, 5 RBI...July 31 at Visalia went 2-for-4 with 3 R, 4 RBI.
- Posted a career-high five hits on Aug. 18 at Inland Empire...went 5-for-6 with 4 R, 2 2B, 2 RBI...one of only 15 players in California League to achieve the feat that year.
- Named California League Mid-Season All-Star...hit .327 (84x257) with 47 R and 31 RBI before the break.
- Named California League Player of the Week for Apr. 8-19...hit .395 (17x43) with 10 R, 2 2B, 2 3B, 1 HR, 9 RBI, and 2 SB during the opening week of the season.

2009:

- Logged 121 games with Single-A Fort Wayne...hit .296 (128x432) with 76 R, 23 2B, 3 3B, 5 HR, 65 RBI, and 20 SB.
- Finished the year ranked first on the TinCaps in RBI, second in runs and hits, and third in games, doubles, and total bases (172).
- Hit .356 (42x118) against left-handed pitching...hit .274 (86x314) against righties.
- Recorded a .365 (54x148) batting average across 42 games in May and June.

2008:

- Began professional career with 73 games for short-season Eugene...hit .377 (114x302) with 59 R, 21 2B, 3 3B, 3 HR, 45 RBI, and 20 SB.
- Named Northwest League Most Valuable Player, Northwest League Post-Season All-Star, Topps Short-Season/Rookie All-Star, and Baseball America Short-Season All-Star.
- Set Northwest League single-season record with 114 hits.
- Finished in the top five in the Northwest League in batting average (first, .377/114x302), at bats (first, 302), hits (first, 114), on-base percentage (first, .443), runs scored (first, 59), total bases (first, 150), RBI (second (45), lowest PA/strikeout ratio (second, 10.24), stolen bases (third, 20), doubles (fourth, 21), and slugging percentage (fifth, .497).
- Made professional debut on June 17 at Boise...went 0-for-5.
- Notched first career hit in second game on June 18 at Boise...went 1-for-4.

Personal:

- Daniel Roger Robertson.
- Graduated from South Hills (West Covina, CA) High School, 2004.
- Played three years at Concordia University (2005-2007) before transferring to Oregon State University for his senior season...hit .327 (64x196) with 44 R, 12 2B, 1 3B, 2 HR, and 27 RBI with the Beavers in 2008.

ROBERTSON'S CAREER PLAYING RECORD

Year	Team	LG	AVG	G	AB	R	H	2B	3B	HR	RBI	BB	SO	SB	CS	OBP	SLG	SF	SAC	HP
2008	Eugene	NOR	.377	73	302	59	114	21	3	3	45	34	34	20	7	.443	.497	4	3	5
2009	Fort Wayne	MID	.296	121	432	78	128	23	3	5	65	50	51	20	10	.380	.398	6	3	12
2010	Lake Elsinore	CAL	.300	135	533	95	160	27	9	6	61	59	52	30	9	.375	.418	4	6	7
2011	San Antonio	TEX	.283	124	438	97	124	23	5	5	44	55	51	20	6	.370	.393	3	5	7
2012	Tucson	PCL	.302	129	490	70	148	28	4	2	38	48	58	18	8	.371	.388	1	8	6
2013	Tucson	PCL	.285	136	484	91	138	24	9	2	53	60	63	23	6	.371	.384	6	5	10
2014	El Paso	PCL	.364	5	22	6	8	2	0	2	5	1	3	0	0	.391	.727	0	0	0
	Round Rock	PCL	.250	8	28	6	7	1	1	1	3	5	4	2	0	.364	.464	0	0	0
	TEXAS	AL	.271	70	177	23	48	9	1	0	21	17	28	6	4	.333	.333	1	2	0
2015	AZL Angels	AZL	.000	2	5	0	0	0	0	0	0	2	2	0	0	.286	.000	0	0	0
	Salt Lake	PCL	.265	60	245	27	65	16	0	1	20	24	32	6	6	.332	.343	3	1	2
	LOS ANGELES	AL	.280	37	75	10	21	2	0	0	7	2	7	0	0	.299	.307	0	3	0
Minor Lg Totals			.299	793	2979	529	892	165	34	27	334	338	350	139	52	.377	.405	27	31	49
Major Lg Totals			.274	107	252	33	69	11	1	0	28	19	35	6	4	.324	.325	1	5	0



DAVID ROLLINS

LHP

BORN: 12/21/1989 IN DEBERRY, TX
RESIDES: DEBERRY, TX

ACQUIRED: SELECTED BY SEATTLE FROM HOUSTON IN THE MAJOR LEAGUE PHASE OF THE 2014 RULE 5 DRAFT.

DRAFTED: SELECTED BY TORONTO IN THE 24TH ROUND OF THE 2011 DRAFT.

HEIGHT:	WEIGHT:	BATS:	THROWS:	AGE:
6' 1"	210	LEFT	LEFT	26

AS OF OPENING DAY 2016

ROLLINS' CAREER SUMMARY

2015:

- Made 20 appearances for Seattle, while also making seven relief outings for Tacoma...combined to go 0-2 with a 5.51 ERA (21ERx34.1IP).
- Began the season on the restricted list while serving an 80-game suspension for testing positive for a performance enhancing substance...reinstated from the restricted list on July 4.
- Made seven appearances with the Rainiers while on a rehab assignment prior to reinstatement from restricted list...did not allow a run in 9.1 innings of work with Tacoma.
- Joined Seattle on July 4 and remained with the Mariners the rest of the season...went 0-2 with a 7.56 ERA (21ERx25.0IP).
- Made Major League debut on July 4 at Oakland (1.0,0,0,0,0,1).

2014:

- Spent the year with Double-A Corpus Christi (27 G, 12 GS)...went 3-4 with a 3.81 ERA (33ERx78.0IP) and one save.
- As a starting pitcher, went 2-3 with a 3.47 ERA (18ERx46.2IP)...logged a 4.31 ERA (15ERx31.1IP) as a reliever.
- Went 1-2 with one save and a 2.84 ERA (12ERx38.0IP) before the all-star break...notched 2-2 record with a 4.73 ERA (21ERx40.0IP) after the break.
- Allowed opposing batters to hit .243 (74x304)...right-handed batters hit .239 (54x226), while lefties hit .256 (20x78).
- Struck out a season-high eight batters on July 2 against Springfield (6.0,5,2,2,1,8,HR).
- Averaged 10.34 strikeouts per nine innings pitched as a reliever.

2013:

- Logged time with Advanced-A Lancaster (23 G, 14 GS), Triple-A Oklahoma City (1 GS), and Double-A Corpus Christi (6 GS)...combined to post a 9-8 record with three saves and a 3.89 ERA (59ERx136.1IP).
- Ranked third among all Houston farmhands with 137 strikeouts...ranked fifth in organization with 136.1 innings pitched.
- Began the year with Lancaster, going 8-5 with a 3.98 ERA (43ERx97.1IP) and three saves.
- Promoted to Oklahoma on July 27 and made one start for the RedHawks that same day against Iowa (6.0,3,0,0,1,8).
- Closed out the season with Corpus Christi, making six starts for the Hooks and going 0-3 with a 4.36 ERA (16ERx33.0IP).
- Lost final three starts of the season with Corpus Christi...posted a 7.98 ERA (13ERx14.2IP) over that span.
- Combined to allow opposing batters to hit .237 (122x514).

2012:

- Divided time between Single-A Lansing (18 GS) and Single-A Lexington (6 GS)...combined to go 7-4 with a 2.98 ERA (36ERx108.2IP).
- Began the season with Lansing, going 6-1 with a 2.78 ERA (24ERx77.2IP).
- Acquired by Houston in a 10-player trade with Toronto along with teammates Francisco Cordero (rhp), Ben Francisco (of), Joe Musgrove (rhp), Carlos Perez (c), Asher Wojciechowski (rhp), and Kevin Cormer (rhp) in exchange for David Carpenter (rhp), J.A. Happ (lhp), and Brandon Lyon (rhp) on July 20.
- Pitched the remainder of the year for Lexington, posting a 1-3 record with a 3.48 ERA (12ERx31.0IP).
- Combined to hold opposing hitters to a .231 (91x394) batting average.

2011:

- Split first professional season between rookie-level Bluefield (4 GS) and short-season Vancouver (3 GS)...went 4-0 with a 1.77 ERA (7ERx35.2IP).
- Made professional debut with Bluefield on June 22 at Elizabethton (5.0,2,1,1,0,4,HR)...earned first career win.
- Fanned 29 batters while only walking three.

Personal:

- David Dwane Rollins.
- Graduated from Carthage First Baptist Academy (Carthage, TX) in 2008...named All-East Texas Pitcher of the Year, First-Team All-State, and First-Team All-District in high school.
- Played junior college baseball with San Jacinto College (Pasadena, TX), 2009-10.
- Selected in the draft four times (including twice by Seattle in 2009 and 2010) before signing with Toronto in 2011.

FRONT OFFICE

CHENEY STADIUM

COACHES/STAFF

2016 RAINIERS

2015 SEASON REVIEW

OPPONENTS

HISTORY & RECORDS

MEDIA & MISC.

ROLLINS' CAREER PITCHING RECORD

Year	Team	LG	W-L	ERA	G	GS	CG	SHO	SV	IP	H	R	ER	HR	HB	BB	SO	WP	BK
2011	Bluefield	APP	3-0	1.25	4	4	0	0	0	21.2	12	3	3	2	0	2	18	0	0
	Vancouver	NOR	1-0	2.57	3	3	0	0	0	14.0	16	4	4	0	0	1	11	2	1
2012	Lansing	MID	6-1	2.78	18	18	0	0	0	77.2	64	29	24	2	2	36	75	3	0
	Lexington	SAL	1-3	3.48	6	6	0	0	0	31.0	27	14	12	5	2	9	25	2	0
2013	Lancaster	CAL	8-5	3.98	23	14	0	0	3	97.1	81	50	43	9	4	32	96	3	1
	Oklahoma C.	PCL	1-0	0.00	1	1	0	0	0	6.0	3	0	0	0	0	1	8	0	0
	Corpus Chr.	TEX	0-3	4.36	6	6	0	0	0	33.0	38	18	16	4	1	10	33	1	1
2014	Corpus Chr.	TEX	3-4	3.81	27	12	0	0	1	78.0	74	38	33	7	2	22	77	0	2
2015	Tacoma	PCL	0-0	0.00	7	0	0	0	0	9.1	7	0	0	0	0	1	8	1	0
	SEATTLE	AL	0-2	7.56	20	0	0	0	0	25.0	37	21	21	3	2	8	21	0	0
Minor Lg Totals			23-16	3.30	95	64	0	0	4	368.0	322	156	135	29	11	114	351	12	5
Major Lg Totals			0-2	7.56	20	0	0	0	0	25.0	37	21	21	3	2	8	21	0	0



David Rollins divided the 2015 season between Seattle and Tacoma. He made his Major League debut on July 4 at Oakland.

FRONT
OFFICE

CHENEY
STADIUM

COACHES/
STAFF

2016
RAINIERS

2015 SEASON
REVIEW

OPPONENTS

HISTORY &
RECORDS

MEDIA &
MISC.



STEFEN ROMERO

OF

BORN: 10/17/1988 IN TUCSON, AZ
RESIDES: PORTLAND, OR

ACQUIRED: SELECTED BY SEATTLE IN THE 12TH ROUND OF THE 2010 DRAFT.

HEIGHT:	WEIGHT:	BATS:	THROWS:	AGE:
6' 2"	220	RIGHT	RIGHT	27

AS OF OPENING DAY 2016

ROMERO'S CAREER SUMMARY

2015:

- Played the majority of the season with Tacoma (116 G), before finishing the year with Seattle (13 G)...combined to hit .288 (143x497) with 83 R, 38 2B, 4 3B, 18 HR, 82 RBI, and 10 SB...career-high mark in doubles.
- Moved into a tie for 14th on the Rainiers career doubles list with 67...tied with Ron Witmeyer...ranked 17th in career total bases (504) and 15th in career RBI (189).
- Hit 37 doubles with the Rainiers, tied for eighth most in a single season in franchise history.
- Posted a .292 (139x476) batting average across 116 games with the Rainiers...hit .314 (48x153) against left-handed pitching, and .282 (91x323) against righties.
- Finished the year ranked in the top five batters in the Pacific Coast League in doubles (T-fourth, 37) and extra base hits (fourth, 58).
- Recorded a 1.000 fielding percentage through 790.0 innings in the outfield for Tacoma.
- Went 4-for-6 with 1 R, 2 2B, and 4 RBI on Apr. 10 at El Paso.
- Promoted to Seattle on Sep. 1 and hit .190 (4x21) with 6 R, 1 2B, 1 HR, and 3 RBI to close out the season.
- Hit .364 (8x22) with two home runs for Seattle during Spring Training.

2014:

- Began the season with Seattle, his first career MLB stint...made MLB debut on Apr. 1 against Los Angeles and went 0-for-4.
- Recorded first career MLB hit during his second game on Apr. 2 against Los Angeles...went 2-for-3 with 1 R, 1 2B, 1 RBI.
- Played in 51 games in Seattle to open the season hitting .196 (29x148) with 18 R, 6 2B, 2 3B, 3 HR, 11 RBI, 4 BB.
- Optioned to Tacoma on June 30, played in 11 games and hit .283 before being recalled by Seattle on July 17.
- Played in nine games with Seattle recording only four hits in 20 AB before being optioned back to Tacoma on Aug. 1.
- Played 25 games in his final go-around with Tacoma, bringing his season total to 36 games and pushing his line to .358 with 12 HR.
- In his limited time with Tacoma managed to place third on the team in HR (12), only four behind team-leader Jesus Montero.
- Batting average (.358) was first on Rainiers among players with at least 100 AB.
- Hit walk-off sac fly in the 1fourth inning against Iowa on Aug. 24.
- In May 12 game with Seattle against Tampa Bay went 3-for-5 with 3 R, 1 2B, 1 HR, 3 RBI.

2013:

- Began the season on the DL after suffering an oblique injury in Spring Training...made debut on Apr. 11 with Class-A Advanced High Desert.
- Promoted to Tacoma on Apr. 17 and made his Triple-A debut on Apr. 19 vs. Fresno.
- Established a Tacoma franchise record for most grand slams in season after hitting three: May 11 at New Orleans (2x5, 2 R, 2B, HR, 5 RBI), July 8 at Tucson (3x4, 2 R, 5 RBI) and Aug. 8 at Albuquerque (3x4, R, HR, 5 RBI).
- Posted a season-high 10-game hitting streak, July 1-10 (.395/17x43, 6 R, 4 2B, HR, 13 RBI).
- Batted .346 (46x133) with runners in scoring position with 41 R, 10 2B, 2 3B, 5 HR, 62 RBI.
- Appeared in 75 games in the outfield (LF - 73 G/71 GS, RF - 2 G/2 GS)...previously made just 17 appearances in the outfield in 237 minor league games.
- Entered the year ranked by Baseball America as the No. 8 prospect in the Mariners farm system...listed as the farm system's "Best Hitter for Average."

2012:

- Divided season between Single-A High Desert (60 G) and Double-A Jackson (56 G)...combined to bat .352 (167x474) with 85 R scored, 34 2B, seven 3B, 23 HR and 101 RBI.
- Named Mariners Minor League Player of the Year.
- Ended the season ranked third among full-season minor leaguers in batting average.
- One of 19 players in the minors to produce at least 100 RBI.
- Among Mariners farmhands, ranked tied for first in batting average, second in RBI and third in home runs.
- First minor leaguer of the season to hit for the cycle after accomplishing the feat at Lancaster on May 22 (4x5, 4 R, 2B, 3B, HR, 3 RBI).

FRONT OFFICE

CHENEY STADIUM

COACHES/STAFF

2016 RAINIERS

2015 SEASON REVIEW

OPPONENTS

HISTORY & RECORDS

MEDIA & MISC.

ROMERO (CONTINUED)

2012 (continued):

- Recorded a season-high 16-game hit streak, May 19-June 8 (.411/30x73)...tied for the eighth-longest in the California League.
- Selected as a California League All-Star prior to earning a promotion to Jackson on June 21.
- Collected hits in 47 of 55 (85.4%) games he recorded an at-bat...posted 25 multi-hit efforts, including three three-hit games.
- Played in 11 games with Peoria in the Arizona Fall League...batted .333 (15x45) with 7 R, 2 2B, 2 HR and 9 RBI with the Javelinas.
- Ranked by Baseball America as the No. 8 prospect in the Mariners farm system prior to the start of the 2013 season.

2011:

- Made his professional debut over 116 games with Single-A Clinton.
- Selected as the club's Most Valuable Player after leading the team in batting average (.280/120x429), doubles (22), RBI (65), on-base percentage (.342) and OPS (.803).
- Batted .308 (44x143) over final 37 games of the season...hit .266 (76x286) over first 79 games.
- Posted a season-high 13-game hitting streak, July 25-Aug. 8 (.333/17x51, 6 R, 3 2B, 3B, 4 HR, 12 RBI).

Personal:

- Stefen (STEFF-ehn) Daniel Romero.
- Wife Courtney.
- Graduated from Sunnyside (AZ) H.S. in June of 2007.
- Played a full season with Pima Community College in 2008.
- Attended Oregon State University from 2009-10...selected first Team All-PAC-10 in 2010.
- Played on the Bourne Braves team that won the 2009 Cape Cod League Title.

ROMERO'S CAREER PLAYING RECORD

Year	Team	LG	AVG	G	AB	R	H	2B	3B	HR	RBI	BB	SO	SB	CS	OBP	SLG	SF	SAC	HP	
2011	Clinton	MID	.280	116	429	62	120	22	4	16	65	32	69	16	9	.342	.462	5	1	11	
2012	High Desert	CAL	.357	60	258	47	92	19	3	11	51	13	35	6	2	.391	.581	2	0	3	
	Jackson	SOU	.347	56	216	38	75	15	4	12	50	14	37	6	3	.392	.620	5	0	5	
2013	High Desert	CAL	.278	5	18	1	5	1	0	0	2	2	1	0	0	.381	.333	0	0	1	
	Tacoma	PCL	.277	93	375	51	104	23	4	11	74	28	87	8	4	.331	.448	4	0	4	
2014	Tacoma	PCL	.358	36	151	26	54	7	2	12	36	8	28	1	3	.387	.669	3	0	1	
	SEATTLE	AL	.192	72	177	19	34	6	2	3	11	4	48	0	4	.234	.299	1	2	6	
2015	Tacoma	PCL	.292	116	476	77	139	37	4	17	79	29	85	10	1	.333	.494	7	0	4	
	SEATTLE	AL	.190	13	21	6	4	1	0	1	3	3	6	0	0	.292	.381	0	0	0	
Minor Lg Totals				.306	482	1923	302	589	124	21	79	357	126	342	47	22	.354	.516	26	1	29
Major Lg Totals				.192	85	198	25	38	7	2	4	14	7	54	0	4	.241	.308	1	2	6



Stefen Romero's 37 doubles in 2015 were the eighth highest single-season mark in franchise history, and tied for fourth most in the Pacific Coast League.



ADRIAN SAMPSON

RHP

BORN: 10/07/1991 IN REDMOND, WA
RESIDES: SAMMAMISH, WA

ACQUIRED: IN A TRADE WITH PITTSBURGH IN EXCHANGE FOR J.A. HAPP (LHP) ON JULY 31, 2015.

DRAFTED: SELECTED BY PITTSBURGH IN THE FIFTH ROUND OF THE 2012 DRAFT.

HEIGHT: 6' 2" **WEIGHT:** 210 **BATS:** RIGHT **THROWS:** RIGHT **AGE:** 24

AS OF OPENING DAY 2016

SAMPSON'S CAREER SUMMARY

2015:

- Split the year between Triple-A Indianapolis (21 GS) and Tacoma (7 GS)...combined to go 10-12 with a 4.76 ERA (86ERx162.2IP)...set a career-high with 123 strikeouts.
- Began the year with Indianapolis, going 8-8 with a 3.98 ERA (55ERx124.1IP) in the International League.
- Acquired by the Mariners organization from Pittsburgh as part of a trade deadline deal that sent left-hander J.A. Happ to the Pirates on July 31.
- At time of trade, ranked first in the International League in games started, fourth in strikeouts, and third in innings pitched.
- Tossed a season-high 8.0 innings and earned the win in Rainiers debut on Aug. 2 at Las Vegas (8.0,5,3,3,0,5,1 HR).
- Made Cheney Stadium debut on Aug. 8 against Reno (6.0,8,6,4,1,4).
- Posted a 2-4 record with the Rainiers and a 7.28 ERA (31ERx38.1IP).
- Combined to allow opposing batters to hit .297 (197x663).

2014:

- Ended the season ranked third among Pirates minor leaguers in wins, and fourth in ERA and strikeouts.
- Started the season at Double-A Altoona...selected to the mid-season and post-season Eastern League All-Star teams.
- Ranked third among Eastern League starters with in baserunners per 9.0 innings (9.79) and walks per 9.0 innings (1.76).
- Earned first promotion to Triple-A Indianapolis on August 14 and finished the season with the Indians.
- Made 10 relief appearances with Scottsdale in the Arizona Fall League...went 0-0 with one save and an 2.25 ERA (3ERx12.0IP)...named to the AFL Rising Stars Team.

2013:

- Spent the entire season with Single-A Bradenton in the Florida State League...went 5-8 with a 5.14 ERA (80ERx140.0IP).
- Recorded first professional win on May 13 in his third and final relief appearance.
- Notched first career complete game on Aug. 18 at Clearwater (9.0,7,2,2,1,3,1).

2012:

- Began professional career as a reliever with rookie-level State College of the New York-Penn League.
- Debuted at Mahoning Valley on June 29 (2.0,4,2,2,0,4).
- Collected his only the decision of the season (a loss) in 11 appearances (9 GS) on Aug. 17 vs. Auburn.

Personal:

- Adrian David Sampson.
- Graduated from Skyline (Sammamish, WA) High School in 2010.
- Attended Bellevue Community College, 2011-2012... named 2012 MVP after going 11-0 with a 1.36 ERA (12ERx79.0IP) with 107 strikeouts in 13 games (12 GS)...led the Northwest Athletic Association of Community Colleges in strikeouts and wins that season.
- Originally selected by Miami in the 16th round of the 2011 First-Year Player Draft, but did not sign.
- Brother, Julian, pitched four seasons in the Phillies minor league system from 2007-2010.

SAMPSON'S CAREER PITCHING RECORD

Year	Team	LG	W-L	ERA	G	GS	CG	SHO	SV	IP	H	R	ER	HR	HB	BB	SO	WP	BK
2012	State College	NYP	0-1	2.95	11	9	0	0	0	42.2	38	19	14	2	2	17	44	3	0
2013	Bradenton	FSL	5-8	5.14	25	24	1	0	0	140.0	177	87	80	18	7	22	85	6	3
2014	Altoona	EAS	10-5	2.55	24	24	2	1	0	148.0	125	45	42	10	6	30	99	3	0
	Indianapolis	INT	1-1	6.16	4	4	0	0	0	19.0	29	14	13	1	1	7	10	1	0
2015	Indianapolis	INT	8-8	3.98	21	21	0	0	0	124.1	137	59	55	8	4	29	95	9	0
	Tacoma	PCL	2-4	7.28	7	7	0	0	0	38.1	60	38	31	5	0	8	28	1	0
Minor Lg Totals			26-27	4.13	92	89	3	1	0	512.1	566	262	235	44	20	113	361	23	3

FRONT OFFICE

CHENEY STADIUM

COACHES/STAFF

2016 RAINIERS

2015 SEASON REVIEW

OPPONENTS

HISTORY & RECORDS

MEDIA & MISC.



LUIS SARDINAS

INF

BORN: 05/16/1993 IN BOLIVAR, VZ
RESIDES: MIRAMAR, FL

ACQUIRED: IN A TRADE FROM MILWAUKEE IN EXCHANGE FOR RAMON FLORES (OF) ON NOV. 20, 2015.

HEIGHT:	WEIGHT:	BATS:	THROWS:	AGE:
6' 1"	182	SWITCH	RIGHT	22

AS OF OPENING DAY 2016

SARDINAS' CAREER SUMMARY

2015:

- Spent time with Triple-A Colorado Springs (103 G) and Milwaukee (36 G)...combined to hit .265 (129x487) with 59 R, 17 2B, 6 3B, 1 HR, 37 RBI, and 16 SB.
- Across two stints with the Sky Sox, hit .282 (110x390) with 51 R, 17 2B, 5 3B, 1 HR, 33 RBI, and 16 SB.
- Named Pacific Coast League Player of the Week for Aug. 10-17...hit .444 (12x27) with 1 HR, 4 RBI.
- Recorded 29 multi-hit games with Colorado Springs, including seven three-hit games, and three four-hit performances.
- Spent time on the 7-day disabled list from July 6-18.
- Earned first promotion to Milwaukee on May 14, and hit .196 (19x97) with 8 R, 1 3B, and 4 RBI for the Brewers across two stints.
- Traded from Texas to Milwaukee along with teammates Marcos Diplan (rhp) and Corey Knebel (rhp) in exchange for Yovani Gallardo and cash on Jan. 19, 2015.
- Spent time on defense at second base (46 G), shortstop (88 G), and third base (3 G)...only committed two errors all season.
- Named the No. 3 prospect in the Milwaukee organization by Baseball America prior to the season.

2014:

- Logged time with Double-A Frisco (21 G), Triple-A Round Rock (60 G) and Texas (43 G), hitting a combined .276 (128x464) with 63 R, 26 2B, 3 3B, 1 HR, 45 RBI, and 15 SB...set career-high marks in runs, and doubles.
- Across two stints with Frisco, hit .253 (22x87) with 12 R, 5 2B, 1 3B, 9 RBI, and 1 SB.
- Recalled by Texas on Apr. 19 and hit .261 (30x115) with 12 R, 6 2B, 8 RBI, and 5 SB across three stints with the Rangers.
- Made Major League debut on Apr. 20 against Chicago (AL), going 1-for-1...was the third-youngest player to appear in the ML in 2014 behind Texas' Roughened Odor and New York's (NL) Dilson Herrera.
- Posted time with Round Rock from June 30 - Sep. 1...hit .290 (76x262) with 39 R, 15 2B, 2 3B, 1 HR, 28 RBI, and 9 SB for the Express.
- Appeared on defense at second base (20 G), shortstop (93 G), and third base (7 G).

2013:

- Split the year between Advanced-A Myrtle Beach (97 G) and Double-A Frisco (29 G)...combined to hit .288 (149x518) with 81 R, 19 2B, 3 3B, 2 HR, 46 RBI, and 32 SB...set career-high marks in hits, runs, RBI, and tied career-high in stolen bases (last 2012).
- Ranked tied for first among Texas farmhands with 36 steals and second with 81 runs.
- Opened the season with Myrtle Beach and hit .298 (114x383) with 69 R, 15 2B, 3 3B, 1 HR, 31 RBI, and 27 SB for the Pelicans.
- Finished the season ranked sixth in the Carolina League with a .298 (114x383) batting average...also ranked third among qualified batters (min. 2.7 PA/league games) in lowest PA/strikeout ratio (8.00).
- Ranked tied for first on the Pelicans in runs (69) and steals (27)...ranked third in hits (114).
- Named Carolina League Player of the Week for May 13-20...hit .419 (13x31) with 6 R, 1 2B, 2 3B, and 9 RBI during that period...racked up two four-hit games and one five-RBI contest that week.
- Named to Carolina League Mid-Season All-Star team.
- Spent final month of the season with Frisco, hitting .259 (35x135) with 12 R, 4 2B, 1 HR, 15 RBI, and 5 SB.
- Named MiLB.com Organizational All-Star at the end of the year...named No. 11 prospect in the Texas League by Baseball America following the season.

2012:

- Played the whole year with Single-A Hickory, hitting .291 (109x374) with 65 R, 14 2B, 2 3B, 2 HR, 30 RBI, and 32 SB.
- Ranked first on the Crawdads and tied for tenth in the South Atlantic League with 32 stolen bases.
- Smacked first career home run on July 26 against Delmarva.
- Spent time on the disabled list from July 5-16 with a back strain.
- Hit .318 with one home run and 4 RBI through 11 games in the Arizona Fall League (Surprise Saguaros).

2011:

- Limited to only 14 games with AZL Rangers after undergoing season-ending shoulder surgery on June 28.
- Hit .308 (16x52) with 11 R, 2 2B, 1 3B, 7 RBI, and 2 SB in limited action.

FRONT OFFICE

CHENEY STADIUM

COACHES/STAFF

2016 RAINIERS

2015 SEASON REVIEW

OPPONENTS

HISTORY & RECORDS

MEDIA & MISC.

SARDIÑAS (CONTINUED)

2010:

- Began career with AZL Rangers, hitting .311 (32x103) with 22 R, 4 2B, 8 RBI, and 8 SB in 26 games.
- Opened the season on the disabled list with a fractured right hand...activated on July 19.
- Made professional debut on July 21 at AZL Brewers...went 1-for-3 with 1 R.

Personal:

- Luis Alexander Sardiñas (sar-DEEN-yas) Avilez.
- Signed with Texas at age 16 in July 2009...rated at the sixth best international prospect by Baseball America prior to his signing.
- Played in the Perfect Game Showcase at the Minneapolis Metrodome in June 2009.

SARDIÑAS' CAREER PLAYING RECORD

Year	Team	LG	AVG	G	AB	R	H	2B	3B	HR	RBI	BB	SO	SB	CS	OBP	SLG	SF	SAC	HP
2010	AZL Rangers	AZL	.311	26	103	22	32	4	0	0	8	7	15	8	2	.363	.350	1	6	2
2011	AZL Rangers	AZL	.308	14	52	11	16	2	1	0	7	4	10	2	1	.367	.385	2	0	2
2012	Hickory	SAL	.291	96	374	65	109	14	2	2	30	29	52	32	9	.346	.356	3	2	4
2013	Myrtle Beach	CAR	.298	97	383	69	114	15	3	1	31	32	54	27	8	.358	.360	5	5	7
	Frisco	TEX	.259	29	135	12	35	4	0	1	15	4	21	5	2	.286	.311	0	1	1
2014	Frisco	TEX	.253	21	87	12	22	5	1	0	9	3	12	1	1	.278	.333	0	0	0
	Round Rock	PCL	.290	60	262	39	76	15	2	1	28	8	39	9	4	.310	.374	1	2	0
	TEXAS	AL	.261	43	115	12	30	6	0	0	8	5	21	5	1	.303	.313	0	3	2
2015	Colorado Spr.	PCL	.282	103	390	51	110	17	5	1	33	20	54	16	4	.319	.359	0	5	1
	MILWAUKEE	NL	.196	36	97	8	19	0	1	0	4	6	25	0	0	.240	.216	1	1	0
Minor Lg Totals				.288	446	1786	281	514	76	14	6	161	107	257	100	.332	.356	12	21	17
Major Lg Totals				.231	79	212	20	49	6	1	0	12	11	46	5	.274	.269	1	4	2

FRONT
OFFICE

CHENEY
STADIUM

COACHES/STAFF

2016
RAINIERS

2015 SEASON
REVIEW

OPPONENTS

HISTORY &
RECORDS

MEDIA &
MISC.

ZACH SHANK



BORN: 01/06/1991 IN YORK, PA
RESIDES: LITITZ, PA

INF

ACQUIRED: SELECTED BY SEATTLE IN THE 28TH ROUND OF THE 2013 DRAFT.

HEIGHT: 6' 1" **WEIGHT:** 180 **BATS:** RIGHT **THROWS:** RIGHT **AGE:** 25

AS OF OPENING DAY 2014

SHANK'S CAREER SUMMARY

2015:

- Split time between Double-A Jackson (60 G) and Tacoma (33 G)...combined to hit .250 (77x308) with one home run and 18 RBI.
- Played six different positions: 2B (48 G), 3B (5 G), SS (1 G), LF (4 G), CF (20 G), RF (13 G)...has also pitched and played first base previously in his career.
- Opened season with Jackson...went 3-for-5 with two triples, April 28 at Montgomery.
- On disabled list with left ankle sprain, May 24 to June 12.
- Promoted to Tacoma on June 17, making his Triple-A debut that night at Reno...started at second base and went 0-for-4.
- Collected four hits (4x5 with a triple) in second Triple-A game, June 18 at Albuquerque.
- Hit safely in 12 of 13 games, June 25 to July 8...batted .341 (15x44) during the stretch.
- Launched first Triple-A home run July 10 at Reno (solo, off Allen Webster).
- Transferred to Jackson on July 29 and finished season with the Generals.

2014:

- Began season with Single-A Clinton, appearing in 60 games before July 1 promotion to Advanced-A High Desert...combined to bat .281 with ten home runs and 56 RBI.
- Had season-high four hits and scored four runs, May 3 at Wisconsin.
- Hit .471 during a career-high 12-game hitting streak, May 25 to June 6 (20x48).
- Drove in a career-best four runs, June 26 vs. Quad Cities.
- Promoted to High Desert on July 1.
- Pitched in three games for High Desert, going 0-1 with a 2.25 ERA (4.0,4,1,1,2,2).
- Took loss in pro pitching debut, Aug. 15 vs. Inland Empire...tossed two scoreless innings two days later, Aug. 17 vs. Inland Empire.

2013:

- Began pro career with Pulaski...pinch-hit and played shortstop, going 0-for-4 in debut on June 20 at Burlington.
- First professional hits came in 2-for-5 performance against Bluefield, June 23.
- Went 3-for-4 with first professional home run, a ninth-inning go-ahead blast on July 7 at Princeton.
- Promoted to Clinton on Aug. 23, appearing in eight games to finish season.

Personal:

- Zachary Jay Shank.
- Graduated from Marist College (Poughkeepsie, NY) in 2013 with a degree in Adolescence Education... named First Team All-MAAC in 2013.
- Graduated from Warwick High School (Lititz, PA) in 2009.

SHANK'S CAREER PLAYING RECORD

Year	Team	LG	AVG	G	AB	R	H	2B	3B	HR	RBI	BB	SO	SB	CS	OBP	SLG	SF	SAC	HP
2013	Pulaski	APP	.230	52	183	30	42	11	5	1	19	21	22	9	0	.322	.361	2	4	5
	Clinton	MID	.286	8	21	4	6	0	0	1	4	1	3	1	0	.360	.429	1	0	2
2014	Clinton	MID	.302	69	235	49	71	17	1	6	30	21	39	7	3	.378	.460	2	4	9
	High Desert	CAL	.260	55	227	35	59	9	5	4	26	10	42	3	2	.300	.396	2	5	4
2015	Tacoma	PCL	.252	33	111	13	28	5	2	1	8	7	11	1	0	.294	.360	1	2	0
	Jackson	SOU	.249	60	197	23	49	7	6	0	10	19	50	5	1	.338	.345	1	2	8
Minor Lg Totals			.262	277	974	154	255	49	19	13	97	79	167	26	6	.332	.391	9	17	28

FRONT OFFICE

CHENEY STADIUM

COACHES/STAFF

2016 RAINIERS

2015 SEASON REVIEW

OPPONENTS

HISTORY & RECORDS

MEDIA & MISC.



KRAIG SITTON

LHP

BORN: 07/13/1988 IN CARLTON, OR
RESIDES: CARLTON, OR

ACQUIRED: SIGNED AS A MINOR LEAGUE FREE AGENT ON JAN. 19, 2016.

DRAFTED: SELECTED BY COLORADO IN THE SEVENTH ROUND OF THE 2010 DRAFT.

HEIGHT: 6' 5" **WEIGHT:** 205 **BATS:** LEFT **THROWS:** LEFT **AGE:** 27

AS OF OPENING DAY 2016

SITTON'S CAREER SUMMARY

2015:

- Pitched for Rockies first-year Double-A affiliate New Britain.
- Went entire season without allowing a home run (57.2 IP).
- Turned in 12 straight scoreless appearances, May 20 – July 1 (16.1 IP).
- Had reverse platoon split: left-handed batters hit .325 (27x83) against him, while right-handed batters hit .255 (37x145).
- Became a free agent after the season.

2014:

- Made Double-A debut with Tulsa of the Texas League, appearing in 48 games.
- Had a career-high four saves.
- Posted 2.64 ERA (9ERx30.2IP) in first half of the season.
- Named a Texas League Mid-Season All-Star...first all-star appearance.
- Limited left-handed batters to a .167 average; right-handers batted .294.
- Appeared in four games in Texas League playoffs as Tulsa lost in championship series to Midland, three games to two...earned the save in both Tulsa wins.
- Removed from Rockies 40-man roster December 2; outrighted to Tulsa.

2013:

- Returned to Modesto for a second season, appearing in 52 games.
- Ranked second on team with a 2.93 ERA.
- Notched career best 63 strikeouts over 67.2 innings.
- Recorded 1.29 ERA (5ERx35.0IP) in 25 home games...had a 4.68 ERA (17ERx32.2IP) in away games.
- Added to Rockies 40-man roster, Nov. 20.

2012:

- Appeared in 41 games for Advanced-A Modesto.
- Posted 0.50 ERA over ten appearances in May (1ERx18.0IP).

2011:

- Spent entire season with Single-A Asheville in the South Atlantic League.
- Tied for team lead with career-best seven wins despite pitching strictly in a relief role.
- Ranked second in the league with 11 holds and third with 53 appearances.

2010:

- Made professional debut with Tri-City in the Northwest League, posting 2.86 ERA in 20 relief appearances.
- Earned first professional win, Aug. 23 at Everett (1.2,1,1,1,1,3)

Personal:

- Kraig Matthew Sitton.
- Played at Oregon State University, 2008-2010...redshirted in 2007...double majored in history and education.
- Drafted in 17th round of 2009 draft by Boston Red Sox and did not sign.
- Graduated from McMinnville (OR) High School in 2006.
- Second cousin Charlie Sitton was a two-time All American basketball player at Oregon State (1981-84) and played in the NBA for the Dallas Mavericks.

SITTON'S CAREER PITCHING RECORD

Year	Team	LG	W-L	ERA	G	GS	CG	SHO	SV	IP	H	R	ER	HR	HB	BB	SO	WP	BK
2010	Tri-City	NOR	1-0	2.86	20	0	0	0	1	28.1	21	9	9	1	1	10	35	7	0
2011	Asheville	SAL	7-1	4.59	53	0	0	0	0	68.2	82	45	35	11	1	15	53	6	0
2012	Modesto	CAL	1-2	3.08	41	0	0	0	0	49.2	62	26	17	4	1	17	22	4	0
2013	Modesto	CAL	6-5	2.93	52	0	0	0	2	67.2	61	26	22	3	0	27	63	7	1
2014	Tulsa	TEX	4-8	3.68	48	0	0	0	4	66.0	63	35	27	8	1	24	43	7	0
2015	New Britain	EAS	3-2	2.97	46	0	0	0	1	57.2	64	23	19	0	0	14	37	0	0
Minor Lg Totals			22-18	3.43	260	0	0	0	8	338.0	353	164	129	27	4	107	253	31	1

FRONT OFFICE

CHENEY STADIUM

COACHES/STAFF

2016 RAINIERS

2015 SEASON REVIEW

OPPONENTS

HISTORY & RECORDS

MEDIA & MISC.



MISAEI SIVERIO

BORN: 06/12/1989 IN CUBA
RESIDES: NEW YORK, NY

LHP

ACQUIRED: SIGNED AS A MINOR LEAGUE FREE AGENT ON NOV. 9, 2014.

HEIGHT: 5' 9" **WEIGHT:** 185 **BATS:** RIGHT **THROWS:** LEFT **AGE:** 26

AS OF OPENING DAY 2014

SIVERIO'S CAREER SUMMARY

2015:

- Spent first season of American baseball in the starting rotation at Double-A Jackson.
- Went 5-12, 4.35 in 26 starts...led Southern League with 12 losses.
- Allowed just six home runs in 122 innings pitched.
- Delivered five scoreless innings in US debut, Apr. 13 at Jacksonville (5.0,3,0,0,5).
- Earned first win May 2 vs. Pensacola (5.0,6,3,3,3).
- Picked up three wins and posted 2.08 ERA (5ERx21.2IP) during four-start stretch, June 15-July 3.
- Recorded season-best seven strikeouts in each of three straight starts, Aug. 12-24.
- Tossed exactly six shutout innings in three of final five starts, lowering ERA from 4.72 to season-ending 4.35 mark.

Personal:

- Misael Mesa Siverio.
- Pitched for Villa Clara in Cuba's Serie Nacional from 2007-2013... appeared in 153 games (75 starts), going 41-30 with a 3.24 ERA... won league championship in 2012-13 season.
- Defected from the Cuban National Team in July, 2013 while playing in an exhibition series against college players in Des Moines, Iowa.
- Pitched for Aguilas de Mexicali in the Mexican Pacific Winter League in 2013 prior to signing with Mariners... went 3-1, 2.45 in six starts.

SIVERIO'S CAREER PITCHING RECORD

Year	Team	LG	W-L	ERA	G	GS	CG	SHO	SV	IP	H	R	ER	HR	HB	BB	SO	WP	BK
2015	Jackson	SOU	5-12	4.35	26	26	0	0	0	122.0	130	65	59	6	1	52	110	3	3
Minor Lg Totals			5-12	4.35	26	26	0	0	0	122.0	130	65	59	6	1	52	110	3	3

FRONT OFFICE

CHENEY STADIUM

COACHES/STAFF

2016 RAINIERS

2015 SEASON REVIEW

OPPONENTS

HISTORY & RECORDS

MEDIA & MISC.



TYLER SMITH

INF

BORN: 07/01/1991 IN LONG BEACH, CA
RESIDES: THOUSAND OAKS, CA

ACQUIRED: SELECTED BY SEATTLE IN THE EIGHTH ROUND OF THE 2013 DRAFT.

HEIGHT: 6' 0" **WEIGHT:** 195 **BATS:** RIGHT **THROWS:** RIGHT **AGE:** 24

AS OF OPENING DAY 2016

SMITH'S CAREER SUMMARY

2015:

- Spent the entire season with Double-A Jackson, appearing in 121 games.
- Appeared in 87 games at shortstop, 34 games at second base, and one at third base.
- Led team in hits (120) and walks (61).
- Tied for Southern League lead with 11 sacrifice bunts.
- Made 12 errors in 87 games at shortstop, posting .969 fielding percentage.
- Hit .260 with no home runs in home games, .280 with three home runs in away games.
- Placed on disabled list with left oblique strain, Apr. 22 – May 4.
- Named Southern League Player of the Week, May 4-10 (.455, 10x22 with HR, 4 doubles, 5 RBI).
- Reached base safely in 27 straight games, Aug. 4 – Sep. 3.
- Had season-best four hits, Sep. 1 vs. Pensacola (4x5 with two runs).

2014:

- Started season with Advanced-A High Desert.
- Enjoyed career-high 12-game hitting streak, May 19-31 (.434, 23x55).
- Promoted to Jackson on Aug. 11.
- Reached base via hit or walk in 18 of 20 games with Jackson.

2013:

- Began pro career with Pulaski...named Appalachian League Player of the Year.
- Finished third in Appalachian League in batting average (.320) and fifth in on-base percentage (.394).
- Hit safely in 40 of 52 games, and reached base in 46 games.
- Went a career-best 5-for-5 on July 12 at Johnson City.

Personal:

- Tyler Douglas Smith.
- Graduated from Oregon State University in 2013 with a business degree.
- Played in 2013 College World Series...Oregon State lost in semifinals to Mississippi State.
- Named All Pac-12 First Team in 2012 when he hit .343-1-39 in 58 games...named to Brooks Wallace Award watch list honoring top shortstop in college baseball.
- College teammate of Mariners players Stefen Romero, Sam Gaviglio, and Kraig Sitton in 2010.
- Graduated from Thousand Oaks (CA) High School in 2009.

SMITH'S CAREER PLAYING RECORD

Year	Team	LG	AVG	G	AB	R	H	2B	3B	HR	RBI	BB	SO	SB	CS	OBP	SLG	SF	SAC	HP
2013	Pulaski	APP	.320	52	200	33	64	16	3	2	34	18	32	12	5	.394	.460	4	2	9
2014	High Desert	CAL	.286	108	423	81	121	19	7	9	44	57	81	11	7	.378	.428	2	3	7
	Jackson	SOU	.271	20	70	12	19	3	1	1	4	16	13	1	1	.414	.386	0	0	1
2015	Jackson	SOU	.271	121	443	40	120	24	2	3	32	61	85	10	4	.361	.354	2	11	3
Minor Lg Totals			.285	301	1136	166	324	62	13	15	114	152	211	34	17	.377	.402	8	16	20

FRONT OFFICE

CHENEY STADIUM

COACHES/STAFF

2016 RAINIERS

2015 SEASON REVIEW

OPPONENTS

HISTORY & RECORDS

MEDIA & MISC.



FORREST SNOW

RHP

BORN: 12/30/1988 IN SEATTLE, WA
RESIDES: SEATTLE, WA

ACQUIRED: SELECTED BY SEATTLE IN THE 36TH ROUND OF THE 2010 DRAFT.

HEIGHT:	WEIGHT:	BATS:	THROWS:	AGE:
6' 6"	222	RIGHT	RIGHT	27

AS OF OPENING DAY 2014

SNOW'S CAREER SUMMARY

2015:

- Pitched entire season with Tacoma (29 G, 20 GS), going 10-9 with a 4.17 ERA (56ERx121.0IP)...career-high single season mark in wins.
- Notched first 10-win season for Tacoma since Luke French (11) and Chris Seddon (10) both accomplished the feat in 2010.
- Finished the year ranked seventh in the Pacific Coast League in ERA (4.17) among qualified pitchers, third in opponent batting average (.249/118x473)...22 home runs allowed were tied for second most in the league.
- Selected to Triple-A All-Star team, but did not pitch...went 7-6 with a 3.03 ERA (29ERx86.0IP) through 20 games (13 starts) prior to the break.
- Recorded his first save since Sep. 2010 on May 5 at Salt Lake (2.0,1,0,0,0,0).
- Posted a 4-0 record with a 1.65 ERA (5ERx27.1IP) in five June appearances (four starts).
- Allowed opposing batters to hit .249 (118x473)...right-handed hitters batted .249 (67x269), while lefties hit .250 (51x204).
- Named Rainiers Pitcher of the Year...also earned Rainiers Community Service Award, along with teammate Logan Bawcom.

2014:

- Made season debut with Double-A Jackson Generals on June 6 following suspension.
- Recorded two starts with Generals (10.1 IP, 6.10 ERA) before being promoted to Tacoma for first stint of the season on June 13.
- Made two appearances in first round with Tacoma (one start, one relief)...6.0 IP surrendering one earned run on 10 hits with six strikeouts.
- Moved to Generals on July 20...two relief appearances including a win...6.0 IP surrendering no earned runs on three hits with eight strikeouts.
- Returned to Tacoma on July 29 where he would stay for the remainder of the season.
- Went 2-3 with Tacoma in two months (14 G, 8 GS)...season ERA of 4.05 (27ERx60.0IP) with 61 strikeouts.
- One quality start recorded on Aug. 8 against Fresno (6.0,5,2,2,8).
- Appeared in 5 starts for the Bravos de Margarita of the Venezuelan Winter League...went 1-2 with a 2.05 ERA (6ERx26.1IP).
- Earned Rainiers Community Service Award along with teammate Logan Kensing.

2013:

- Split the season between Double-A Jackson and Tacoma...combined to go 5-5 with a 2.96 ERA (27ERx82.0IP) over 42 games (2 GS).
- Limited opposing hitters to a .207 (61x294) batting average...struck out 84 batters and issued 28 BB.
- Recorded a pair of stints with the Rainiers: May 27-July 24 and Aug. 17-end of season.
- Closed out the season holding opponents scoreless through his final seven appearances (13.0IP).
- Struck out a season-high eight batters over 5.0 innings in his only start with Tacoma, Aug. 30 vs. Sacramento (5.0,2,0,0,3,8).
- Logged time on Tacoma's 7-day disabled list, July 2-8.
- Received a 50-game suspension following a second positive test for a drug of abuse that violated the Minor League Drug Prevention and Treatment Program on Sept. 17.

2012:

- Divided season between Tacoma and Double-A Jackson...combined to go 5-9 with a 6.37 ERA (83ERx117.2IP) through 32 appearances (20 GS).
- Recorded a season-high eight strikeouts twice: Apr. 18 at Sacramento (6.0,3,1,1,2,8) and May 9 vs. Albuquerque (6.0,6,5,5,2,8,1 HR).
- Transferred to Jackson on June 15 and made 19 appearances (9 GS) with the Generals.
- Moved to the bullpen on July 29...went 3-0 with a 4.61 ERA (7ERx13.2IP) over 10 relief appearances after going 1-5 with a 4.37 ERA (23ERx47.1IP) over nine starts.
- Surrendered one run over his final 12.1 innings (9 G), Aug. 8-Sept. 3.
- Held right-handers to a .233 (28x120) average with the Generals...left-handers batted .295 (33x112).

2011:

- Combined to go 5-12 with a 5.09 ERA (81ERx143.1IP) over 28 games (21 GS) with Single-A Clinton, Class-A Advanced High Desert and Tacoma.

FRONT OFFICE

CHENEY STADIUM

COACHES/STAFF

2016 RAINIERS

2015 SEASON REVIEW

OPPONENTS

HISTORY & RECORDS

MEDIA & MISC.

SNOW (CONTINUED)

2011 (continued):

- Began the season at Clinton...went 2-7 with a 3.62 ERA (30ERx74.2IP) over the first 13 starts of his career.
- Tossed his first career complete game on Apr. 29 with a win in the second game of a doubleheader at Wisconsin (7.0,5,1,1,1,7,HR).
- Transferred to High Desert on June 15...started six games before a promotion to Tacoma on July 24...transferred back to High Desert on July 28, then re-assigned back to the Rainiers on July 29.
- Went 0-1 with a 6.00 ERA (8ERx12.0IP) over a pair of starts at Tacoma...went 1-1 with a 5.01 ERA (13ERx23.1IP) over seven relief appearances.
- Fanned a career-high nine batters twice while with Tacoma: July 24 at Salt Lake (6.0,7,3,3,1,9) and Aug. 17 against Omaha (7.0,4,1,1,1,9).
- Pitched with Javelinas in the Arizona Fall League...went 1-1 with one save and a 1.10 ERA (2ERx16.1IP) over 10 games (1 GS).
- Led the AFL in ERA and finished second in WHIP and opponent batting average (.167/10x60).
- Did not allow a run over his first 11.2 innings (7 G) of work with the Javelinas.

2010:

- Spent first professional season combining to go 0-1 with a 0.60 ERA (3ERx45.1IP) over stints with rookie-level Everett and Single-A Clinton.
- Began the season with the Aqua Sox...tossed 25.1 scoreless innings and held opponents to a .104 (8x77) average over 10 relief appearances.
- Earned promotion to the Lumber Kings on July 28...turned in scoreless outings in 12 of 15 relief appearances.
- Successfully converted six of seven save opportunities...finished the season ranked second on the team.
- Collected five of eight saves over an 11.1 scoreless innings (8 G) streak, Aug. 12-Sept. 2.

Personal:

- Forrest Evans Snow.
- Graduated from Lakeside (Seattle, WA) H.S. in June of 2007.
- Originally selected by Seattle in the 44th round of the 2007 draft, but opted not to sign.
- Attended the University of Washington from 2008-10.

SNOW'S CAREER PITCHING RECORD

Year	Team	LG	W-L	ERA	G	GS	CG	SHO	SV	IP	H	R	ER	HR	HB	BB	SO	WP	BK
2010	Everett	NOR	0-0	0.00	10	0	0	0	3	25.1	8	0	0	0	1	9	26	2	0
	Clinton	MID	0-1	1.35	15	0	0	0	6	20.0	9	3	3	1	1	7	26	1	0
2011	Clinton	MID	2-7	3.62	13	13	1	0	0	74.2	62	34	30	4	8	19	71	5	0
	High Desert	CAL	2-3	8.10	6	6	0	0	0	33.1	49	30	30	7	2	13	20	4	0
	Tacoma	PCL	1-2	5.35	9	2	0	0	0	35.1	34	21	21	4	1	10	36	2	0
2012	Tacoma	PCL	1-4	8.42	13	11	0	0	0	56.2	69	55	53	8	3	38	56	8	1
	Jackson	SOU	4-5	4.43	19	9	0	0	0	61.0	61	35	30	2	3	29	43	8	0
2013	Jackson	SOU	1-5	3.00	23	1	0	0	0	42.0	27	14	14	2	2	11	41	7	0
	Tacoma	PCL	4-0	2.93	19	1	0	0	0	40.0	34	13	13	5	2	17	43	7	0
2014	Jackson	SOU	1-1	3.86	4	2	0	0	0	16.1	14	8	7	2	1	4	14	1	0
	Tacoma	PCL	2-3	4.05	16	10	0	0	0	60.0	57	29	27	8	3	21	61	2	0
2015	Tacoma	PCL	10-9	4.17	29	20	0	0	1	121.0	118	59	56	22	5	41	96	6	0
Minor Lg Totals			28-40	4.36	176	75	1	0	10	585.2	542	301	284	65	32	219	533	53	1



Forrest Snow compiled a 10-9 record in 2015 with the Rainiers, giving Tacoma their first 10-game winner since Luke French (11) and Chris Seddon (10) both accomplished the feat in 2010. His Triple-A All-Star Game selection was the first all-star nod of his career.



JESUS SUCRE

BORN: 04/30/1988 IN CUMANA, VZ
RESIDES: CUMANA, VZ

C

ACQUIRED: SIGNED AS A MINOR LEAGUE FREE AGENT ON NOV. 20, 2012.

HEIGHT:	WEIGHT:	BATS:	THROWS:	AGE:
6' 0"	225	RIGHT	RIGHT	27

AS OF OPENING DAY 2014

SUCRE'S CAREER SUMMARY

2015:

- Spent majority of the season with Seattle (50 G), also made brief stint with Tacoma (6 G)...combined to hit .173 (26x150) with 13 R, 6 2B, 1 HR, and 9 RBI.
- Between two stints with the Mariners, hit .157 (20x127) with 9 R, 6 2B, 1 HR, and 7 RBI.
- Caught Hisashi Iwakuma's no-hitter, August 11 vs. Baltimore.
- Made first career pitching appearance on June 12 at Houston (1.0,1,0,0,0,0)...also pitched on Aug. 15 at Boston (1.0,5,3,3,0,0,HR).
- Went 3-for-4 with one run and one RBI on Sep. 30 against Houston.
- Posted four multi-hit games...no multi-RBI performances.
- Notched six games with Rainiers between May 21 and June 1...hit .261 (6x23) with 4 R and 2 RBI.
- Combined to throw out 48.4% (15 CS, 16 SB) of base stealers.
- Fractured right fibula in winter ball, Jan. 17, 2016.

2014:

- Opened the year with Tacoma (48 G)...hit .274/.293/.360 (48x175) with 13 R, 7 2B, 1 3B, 2 HR, 16 RBI, and 4 BB.
- Recorded 13 multi-hit games with the Rainiers, including a trio of three-hit games...three multi-RBI games, including one three-RBI game.
- Reached base safely in the first 10 games of the season, including a six game hitting streak to open the year.
- Promoted to Seattle on July 8 for second MLB stint, played in 21 games...hit .213/.213/.246 (13x61) with 4 R, 2 2B, and 5 RBI.
- Recorded four multi-hit games with the Mariners...one multi-RBI game on Sep. 4 against Texas (2-4, 2 RBI).
- Batted .438 with runners in scoring position (7-16, 5 RBI).
- Combined to throw out 45% of base stealers (25 CS, 30 SB).

2013:

- Divided ninth professional season between stints with rookie-level Peoria, Triple-A Tacoma and Seattle.
- Promoted to Seattle from Tacoma on May 24...made his Major League debut that night vs. Texas...collected first MLB hit (1B) in the ninth inning off Joseph Ortiz...scored first MLB run on the next play.
- Produced first career MLB RBI on sac fly at San Diego on May 28.
- Caught all 13 innings in the Mariners 4-3 win over the Rangers on May 26.
- Appeared in eight games with the Mariners before injuring his wrist on June 4 vs. Chicago...placed on the disabled list two days later and ended season on the DL (left wrist bone contusion).
- Hit safely in a season-high 10 consecutive games with the Rainiers, May 11-August 25 (.417/15x36, 8 R, 2 2B, 4 RBI).
- Played in six rehab games in the Arizona League with rookie-level Peoria, Aug. 8-16.
- Closed out the season rehabbing at Tacoma, Aug. 18-Sept. 1...hit safely in eight of nine games (.294/10x34, 5 R, 2 2B, 3 RBI).
- Appeared in 16 games with Caracas in the Venezuelan Winter League.

2012:

- Appeared in 90 games over a full season with Double-A Jackson.
- Selected as a both a mid-season and post-season Southern League All-Star.
- Topped all Southern League catchers with a .271 (87x321) batting average.
- Drew career-high 20 BB and posted a stateside career-high .319 on-base percentage.
- Did not commit an error in 769 fielding chances.
- Caught 32-of-77 (44.4%) attempted base stealers.
- Hit .239 (11x46) in 18 games for Caracas in the Venezuelan Winter League.

2011:

- Divided the year between stints with Double-A Mississippi and Jackson in the Braves and Mariners farm systems.
- Opened season with Mississippi, appearing in 40 games and batting .219 in 137 at-bats.
- Released by Braves organization, July 14...signed by Mariners and assigned to Jackson, July 19.
- Appeared in 32 games for Jackson, hitting .214 with one HR.
- Combined to throw out 31-of-60 (51.7%) attempted base stealers.

FRONT OFFICE

CHENEY STADIUM

COACHES/STAFF

2016 RAINIERS

2015 SEASON REVIEW

OPPONENTS

HISTORY & RECORDS

MEDIA & MISC.

SUCRE (CONTINUED)

2010:

- Opened season with Class-A Advanced Myrtle Beach...earned mid-season promotion to Double-A Mississippi.
- Combined to bat .253 with a career-high seven HR.
- Promoted to Mississippi on June 16 and proceeded to hit safely in 19 of first 22 Double-A games.
- Legged out his third career triple, July 29 at Huntsville.

2009:

- Opened campaign with a full-season team for the first time in career, hitting .325 in 45 games for Rome of the South Atlantic League.
- Promoted to Myrtle Beach June 25, hitting .259 with five HR and 20 RBI in 53 Carolina League games.
- Combined between the two stops, established career highs in doubles (23) and RBI (38).

2008:

- Played in 44 games for Danville of the short-season Appalachian League.
- Hit .182 with three home runs in 154 at-bats.

2007:

- Spent first season in the USA with the Atlanta Braves entry in the rookie-level Gulf Coast League.
- Batted .221 with 14 RBI in 40 games.
- Caught 33 games, but also played one game at second base and one at third base.

2005-2006:

- First two professional seasons spent in the Dominican Summer League with the Atlanta Braves organization.

Personal:

- Jesus (heh-SOOS) Marcelo Sucre (SUE-cray).

SUCRE'S CAREER PLAYING RECORD

Year	Team	LG	AVG	G	AB	R	H	2B	3B	HR	RBI	BB	SO	SB	CS	OBP	SLG	SF	SAC	HP
2005	DSL Braves	DSL	.214	19	70	6	15	0	0	2	7	5	10	0	1	.276	.300	0	1	1
2006	DSL Braves	DSL	.278	35	133	20	37	8	1	16	9	12	1	1	.331	.376	1	0	2	
2007	GCL Braves	GCL	.221	40	104	8	23	5	0	0	14	7	10	1	1	.265	.269	2	1	0
2008	Danville	APP	.182	44	154	14	28	2	0	3	15	7	24	1	1	.222	.253	0	1	1
2009	Rome	SAL	.325	45	169	14	55	15	0	1	18	6	17	1	4	.352	.432	0	0	1
	Myrtle Beach	CAR	.259	53	197	17	51	8	1	5	20	8	33	3	1	.286	.386	1	0	0
2010	Myrtle Beach	CAR	.220	48	191	14	42	9	0	5	22	7	26	1	0	.251	.346	0	1	1
	Mississippi	SOU	.297	38	145	20	43	11	1	2	12	1	17	0	2	.301	.428	0	1	0
2011	Mississippi	SOU	.219	40	137	13	30	5	0	0	10	6	12	0	1	.255	.255	1	1	1
	Jackson	SOU	.214	32	84	4	18	3	0	1	9	5	7	0	1	.258	.286	0	2	0
2012	Jackson	SOU	.271	90	321	27	87	11	0	1	30	20	39	1	1	.319	.315	1	4	3
2013	SEATTLE	AL	.192	8	26	1	5	0	0	0	3	2	1	0	0	.241	.192	1	0	0
	AZL Mariners	AZL	.316	6	19	1	6	1	0	0	3	1	2	0	0	.350	.368	0	0	0
	Tacoma	PCL	.299	23	87	10	26	3	0	0	8	7	10	1	1	.351	.333	0	1	0
2014	Tacoma	PCL	.274	48	175	13	48	7	1	2	16	4	29	0	1	.293	.360	1	0	1
	SEATTLE	AL	.213	21	61	4	13	2	0	0	5	0	17	0	0	.213	.246	0	3	0
2015	Tacoma	PCL	.261	6	23	4	6	0	0	0	2	3	8	0	0	.346	.261	0	0	0
	SEATTLE	AL	.157	50	127	9	20	6	0	1	7	6	21	0	0	.195	.228	0	9	0
Minor Lg Totals			.256	567	2009	185	515	88	4	23	202	96	256	10	16	.293	.338	7	13	11
Major Lg Totals			.178	79	214	14	38	8	0	1	15	8	39	0	0	.206	.229	1	12	0

FRONT
OFFICE

CHENEY
STADIUM

COACHES/STAFF

2016
RAINIERS

2015 SEASON
REVIEW

OPPONENTS

HISTORY &
RECORDS

MEDIA &
MISC.



CHRIS TAYLOR

INF

BORN: 08/29/1990 IN VIRGINIA BEACH, VA
RESIDES: VIRGINIA BEACH, VA

ACQUIRED: SELECTED BY SEATTLE IN THE FIFTH ROUND OF THE 2012 DRAFT.

HEIGHT:	WEIGHT:	BATS:	THROWS:	AGE:
6' 1"	197	RIGHT	RIGHT	25

AS OF OPENING DAY 2014

TAYLOR'S CAREER SUMMARY

2015:

- Split the year between Tacoma (86 G) and Seattle (47 G)...combined to hit .272 (119x437) with 65 R, 23 2B, 7 3B, 4 HR, 33 RBI, and 19 SB.
- Placed on the disabled list on Apr. 4 after suffering a broken bone in right wrist during Spring Training.
- Opened the season on a rehab assignment with Tacoma and hit .300 (103x343) with 56 R, 20 2B, 6 3B, 4 HR, 32 RBI, and 16 SB across two stints with the club.
- Recorded a career-high 12-game hitting streak from June 12-24...hit .352 (19x54) with 6 R, 2 2B, 3 3B, 7 RBI, and 4 SB during the streak.
- Finished the year ranked first on the Rainiers in walks (50), tied for second in triples (6), third in doubles (20), fourth in runs (56), hits (103), and stolen bases (16).
- Went 4-for-5 twice with Tacoma...June 19 at Albuquerque (4x5, 2 R, 2 RBI)...Aug. 1 at Las Vegas (4x5, 2 R, 3 2B, 1 RBI).
- Drove in four runs on Aug. 9 against Reno (3x4, 2 R, 1 2B, 1 HR, 4 RBI).
- Hit .314 (53x169) on the road in the PCL, while posting a .287 (50x174) batting average at home.
- Recalled by Seattle for the first time on May 4 and combined to hit .170 (16x94) with 9 R, 3 2B, 1 3B, 1 RBI, and 3 SB during three stretches with the Mariners.

2014:

- Began third season with Tacoma (75 G)...hit .328 (99x302) with 63 R, 22 2B, 7 3B, 5 HR, 37 RBI, 35 BB, 14 SB...career-high marks in hits and 2B.
- Brief stint on 7-Day DL from May 15 - June 10.
- Ranked first on Rainiers in 3B (7), second in doubles (22), second in stolen bases (14), third in batting average (.328, minimum 100 AB).
- Named Pacific Coast League Mid-Season All-Star...named MiLB.com PCL Top Star award for going 3x4 with 2 2B.
- Recorded 28 multi-hit games with Tacoma, including four four-hit games...nine multi-RBI games, including one four-RBI game on Apr. 21 against Sacramento (went 3-for-4 with 3 R, 2 HR, 4 RBI).
- At time of promotion to Seattle he was second in PCL in batting average (.328) and tied for fourth in runs (63) and triples (7).
- Contract selected by Seattle on July 24...made MLB debut on July 24 against Baltimore (1x3).
- In 47 games with Seattle hit .287/.347/.346 (39x136) with 16 R, 8 2B, 9 RBI, 11 BB, 5 SB.
- Went 3-for-4 with 1 R on Aug. 8 against Chicago White Sox.
- Recorded nine-multi hit games with Seattle, including one three-hit game...one multi-RBI game (3 RBI on Sep. 19 against Los Angeles Angels).
- Named No. 9 prospect in Seattle organization by Baseball America prior to 2014 season.

2013:

- Named Mariners Minor League Player of the Year in his first full professional season.
- Combined to hit .314 (165x525) with 108 R scored, 28 2B, 11 3B, eight HR, 60 RBI, 84 BB, and was 38x43 on SB between Class-A High Desert and Double-A Jackson.
- Led all Mariners minor leaguers in runs and hits; finished second in stolen bases... 108 runs scored ranked third in all of Minor League Baseball.
- Opened season at High Desert, starting 67 games (61-SS, 2-2B, 4-DH) while batting .335 with seven HR and 44 RBI.
- Started at shortstop in the California-Carolina League All-Star Game, going 0-for-4.
- Promoted to Jackson after all-star game, June 19.
- Reached base via hit or walk in 59-of-67 games for Jackson.
- Batted .250 (34x136) over first 35 Double-A games, then hit .342 (41x120) over final 32 contests.
- Saw Double-A time at both shortstop (39 games) and second base (25 games).
- Played for Peoria Javelinas in the Arizona Fall League, batting .294 (20x68) over 18 games. Hit four 2B, one 3B, and one HR.

FRONT OFFICE

CHENEY STADIUM

COACHES/STAFF

2016 RAINIERS

2015 SEASON REVIEW

OPPONENTS

HISTORY & RECORDS

MEDIA & MISC.

TAYLOR (CONTINUED)

2012:

- Started pro career with Everett, reaching base safely via hit or walk in 31-of-37 games.
- Batted .328 for Everett with 14 multiple-hit games.
- Promoted to Class-A Clinton on July 24.
- Hit safely in 10-of-12 games for Clinton before suffering a season-ending right wrist contusion on Aug. 13.

Personal:

- Christopher Armand Taylor.
- Graduated from Frank W. Cox (Virginia Beach, VA) H.S....named 2009 Virginia Class AAA State Player of the Year.
- Attended University of Virginia (2010-2012)... started every game (127 total) in 2011 and 2012, batting leadoff in all but one... reached College World Series in 2011, finishing in third place.

TAYLOR'S CAREER PLAYING RECORD

Year	Team	LG	AVG	G	AB	R	H	2B	3B	HR	RBI	BB	SO	SB	CS	OBP	SLG	SF	SAC	HP
2012	Everett	NOR	.328	37	137	26	45	12	1	2	18	21	18	13	5	.430	.474	2	0	5
	Clinton	MID	.304	12	46	5	14	0	0	0	4	2	4	4	1	.373	.304	0	2	3
2013	High Desert	CAL	.335	67	269	62	90	16	7	7	44	44	62	20	2	.426	.524	4	0	2
	Jackson	SOU	.293	67	256	46	75	12	4	1	16	40	55	18	3	.391	.383	1	1	2
2014	Tacoma	PCL	.328	75	302	63	99	22	7	5	37	35	74	14	6	.397	.497	5	1	3
	SEATTLE	AL	.287	47	136	16	39	8	0	0	9	11	39	5	2	.347	.346	1	1	2
2015	SEATTLE	AL	.170	37	94	9	16	3	1	0	1	6	31	3	2	.220	.223	0	2	0
	Tacoma	PCL	.300	86	343	56	103	20	6	4	32	50	61	16	8	.391	.429	1	0	2
Minor Lg Totals				.315	344	1353	258	426	82	25	19	151	192	274	85	.403	.455	13	4	17
Major Lg Totals				.239	84	230	25	55	11	1	0	10	17	70	8	.296	.296	1	3	2



Chris Taylor ranked among Tacoma leaders in walks (tied-first, 50) triples (tied-second, 6), doubles (third, 20), runs (fourth, 56), hits (fourth, 103), and stolen bases (fourth, 16).



JOE WIELAND

RHP

BORN: 01/21/1990 IN RENO, NV
RESIDES: RENO, NV

ACQUIRED: IN A TRADE WITH LOS ANGELES (NL) IN EXCHANGE FOR ERICK MEJIA (INF) ON JAN. 12, 2016.

DRAFTED: SELECTED BY TEXAS IN THE FOURTH ROUND OF THE 2008 DRAFT.

HEIGHT:	WEIGHT:	BATS:	THROWS:	AGE:
6' 2"	205	RIGHT	RIGHT	26

AS OF OPENING DAY 2016

WIELAND'S CAREER SUMMARY

2015:

- Spent majority of season with Oklahoma City, but did make two spot starts for Los Angeles Dodgers.
- Made 21 starts for Oklahoma City... won first three decisions of the season, and five of final six decisions.
- Allowed just seven home runs in 113.2 IP, while posting 92-25 strikeouts-to-walks ratio.
- Went 5-3, 5.40 in 13 starts before the all-star break; 5-2, 3.69 (9 G, 8 GS) after the break.
- Pitched rain-shortened, five inning complete game shutout at Iowa, April 19 (5.0,2,0,0,0,5).
- Won three straight starts Aug. 11-21, giving up two runs in 21 IP.
- Limited Tacoma to one run over 8.0 IP at OKC on Aug. 16... struck out eight, walked none, needed just 89 pitches.
- Placed on disabled list, June 24 to July 9, with a lower extremity injury.
- Made two spot-starts for Los Angeles Dodgers: a loss May 6 at Milwaukee (4.2,6,6,6,4,2) and no decision Sep. 9 at Los Angeles Angels (4.0,4,2,2,1,2).

2014:

- Continued to rehabilitate from elbow surgery before being activated from 60-day disabled list and optioned to El Paso on Aug. 10.
- Made four starts for El Paso before being recalled by San Diego on Sep. 2.
- Earned first major league win, 4-3 on Sep. 24 vs. Colorado (5.1, 3, 3, 3, 3, 5).
- After season on Dec. 18, traded with Yasmani Grandal (c) and Zach Eflin (rhp) to Dodgers in exchange for Matt Kemp (of), Tim Federowicz (c), and cash.

2013:

- Missed entire season while rehabilitating from July, 2012 Tommy John surgery on his right elbow.
- Appeared in two games in November in the Arizona Fall League.

2012:

- Opened season with Tucson of the Pacific Coast League, making two starts before being called up by San Diego for his Major League debut.
- Took loss in MLB debut at Dodger Stadium on Apr. 14 (5.0,6,6,6,2,1).
- In second start on Apr. 19 at Petco Park, held Philadelphia to one run in six innings but took loss.
- Collected first MLB hit on Apr. 30 vs. Milwaukee, a single.
- Placed on disabled list with strained right elbow, May 11... underwent season-ending Tommy John surgery in July.

2011:

- Split season between three different teams, combining to go 13-4, 1.97 in 25 starts.
- Was a mid-season Carolina League All-Star and a Texas League Postseason All-Star.
- Won three Pitcher of the Week awards, May 2-8 and 23-29 (Carolina League) and July 25-31 (Texas League).
- Began season with Advanced-A Myrtle Beach... went 6-3, 2.10 in 14 appearances (13 starts)... issued only four walks in 85.2 IP, with 96 strikeouts.
- Promoted to Double-A Frisco on June 25
- Pitched nine-inning no-hitter at San Antonio on July 29 in what would be his final start in the Texas organization... struck out seven, walked one in Frisco's 3-0 victory.
- Traded with Robbie Erlin (lhp) to San Diego in exchange for Matt Adams (rhp), July 31... assigned to San Antonio - the team he had just no-hit - after trade.

2010:

- Returned to Low-A Hickory, making 15 starts.
- Posted 3.34 ERA, shaving nearly two runs off his 2009 mark of 5.31.
- Issued just 15 walks in 84 innings pitched.
- Tossed complete game, five-hit shutout at Hagerstown, June 25 (9.0,5,0,0,1,5).
- Promoted to Advanced-A Bakersfield on July 1, making ten more starts.
- Named California League Pitcher of the Week, Aug. 2-8 (10 IP, 1 R, 20 K).
- Reeled off career-high 14 strikeouts at Visalia, Aug. 3 (7.0,4,0,0,0,14).
- Combined to go 11-7, 4.07 in 26 games (25 starts), with 25 walks and 133 strikeouts in 148 IP.

FRONT OFFICE

CHENEY STADIUM

COACHES/STAFF

2016 RAINIERS

2015 SEASON REVIEW

OPPONENTS

HISTORY & RECORDS

MEDIA & MISC.

WIELAND (CONTINUED)

2009:

- Spent first full professional season in starting rotation for Low-A Hickory of the South Atlantic League.

2008:

- Started professional career with Rangers entry in the Arizona Rookie League.
- Went 5-1, 1.44 in 13 appearances (seven starts).

Personal:

- Joseph Andrew Wieland (WEE-land).
- Graduated from Bishop Manogue High School (Reno, NV) in 2008... named state player of the year by both the Las Vegas Review-Journal and the Reno Gazette Journal after his senior year.
- Committed to attend San Diego State University prior to signing with Texas Rangers.

WIELAND'S CAREER PITCHING RECORD

Year	Team	LG	W-L	ERA	G	GS	CG	SHO	SV	IP	H	R	ER	HR	HB	BB	SO	WP	BK
2008	AZL Rangers	AZL	5-1	1.44	13	7	0	0	0	43.2	32	8	7	2	4	8	41	3	0
2009	Hickory	SAL	4-6	5.31	19	18	0	0	0	83.0	102	67	49	7	5	24	73	6	0
2010	Hickory	SAL	7-4	3.34	15	15	2	1	0	89.0	84	36	33	4	3	15	71	1	0
	Bakersfield	CAL	4-3	5.19	11	10	0	0	0	59.0	67	36	34	6	2	10	62	4	1
2011	Myrtle Beach	CAR	6-3	2.10	14	13	1	1	0	85.2	78	23	20	7	2	4	96	7	0
	Frisco	TEX	4-0	1.23	7	7	1	1	0	44.0	35	9	6	2	0	11	36	1	0
	San Antonio	TEX	3-1	2.77	5	5	0	0	0	26.0	23	10	8	0	2	6	18	1	0
2012	Tucson	PCL	0-1	3.52	2	2	0	0	0	7.2	10	3	3	0	0	2	11	0	0
	SAN DIEGO	NL	0-4	4.55	5	5	0	0	0	27.2	26	16	14	5	1	9	24	1	0
2014	AZL Padres	AZL	0-1	3.00	3	3	0	0	0	6.0	3	2	2	0	0	1	10	1	0
	San Antonio	TEX	0-1	2.00	2	2	0	0	0	9.0	8	3	2	1	0	1	6	1	0
	El Paso	PCL	2-1	3.42	4	4	0	0	0	23.2	22	9	9	1	0	4	20	0	0
	SAN DIEGO	NL	1-0	7.15	4	2	0	0	0	11.1	16	9	9	3	0	5	8	0	1
2015	Oklahoma C.	PCL	10-5	4.59	22	21	1	1	0	113.2	135	64	58	7	3	25	92	2	1
	LOS ANGEL.	NL	0-1	8.31	2	2	0	0	0	8.2	10	8	8	2	0	5	4	0	0
Minor Lg Totals			45-27	3.52	117	107	5	4	0	590.1	599	270	231	37	21	111	536	27	2
Major Lg Totals			1-5	5.85	11	9	0	0	0	47.2	52	33	31	10	1	19	36	1	1



MIKE ZUNINO

C

BORN: 03/25/1991 IN CAPE CORAL, FL
RESIDES: GAINESVILLE, FL

ACQUIRED: SELECTED BY SEATTLE IN THE FIRST ROUND (THIRD OVERALL) OF THE 2012 DRAFT.

HEIGHT:	WEIGHT:	BATS:	THROWS:	AGE:
6' 2"	220	RIGHT	RIGHT	25

AS OF OPENING DAY 2014

ZUNINO'S CAREER SUMMARY

2015:

- Was Mariners Opening Day catcher.
- Appeared in 112 games for Seattle before being optioned to Tacoma on Aug. 28.
- Batted .237 with 5 home runs and 12 RBI in May (22 games), posting .775 OPS.
- Had career-best ten-game hitting streak, July 20-31 (13x36, .361).
- Hit .273 (3x11) with the bases loaded.
- Reported to Tacoma and went 2-for-4 with two RBI in first game, Aug. 30 vs. Nashville (game one).
- Went 4-for-4 with two home runs, Aug. 31 at Salt Lake.
- Hit safely in eight of ten games for Tacoma, batting .317 (13x41).

2014:

- Made Mariners Opening Day roster and remained with team all season.
- Appeared in 131 games, starting 126 (125-C, 1-DH).
- Set franchise record for most home runs in a season by a catcher, with 22 (19-Miguel Olivo, 2011)... finished third in majors in home runs by a catcher (Devin Mesoraco CIN 25, Brian McCann NYY 23).
- Had more extra-base hits (44) than singles (43).
- Became fifth youngest catcher to hit 20 doubles and 20 home runs in one season, at 23 years and 186 days... behind Johnny Bench (21.299 in 1969), McCann (22.233 in 2006), Bench (22.298 in 1970), and Gary Carter (23.177 in 1977).
- Led American League with 17 hit by pitches, second-highest total in Mariners history (Jose Guillen, 19 in 2007).
- Finished sixth in AL in strikeouts (158).
- Had career-best four hits (4x5) in Yankees Stadium debut, Apr. 29... was 1fifth player to get four or more hits in his Yankees Stadium debut.

2013:

- Opened first full professional season with Tacoma.
- Came a single away from hitting for the cycle in Triple-A debut on opening day at Fresno, Apr. 4 (3x4 2B, 3B, HR, 3 R, 3 RBI)... launched first Triple-A home run in third inning off Yusmeiro Petit.
- Homered in four of first five Triple-A games, driving in 16 runs, Apr. 4-9.
- Contract selected by Seattle Mariners, June 11... was hitting .238 with 11 home runs and 43 RBI in 47 games for Tacoma at time of promotion.
- Made MLB debut June 12 vs. Houston, going 1-for-4 with a single off Jordan Lyles.
- Hit first career home run June 14 at Oakland (solo, off Tommy Milone).
- Had walk-off single in tenth inning, June 2eighth vs. Cubs.
- On disabled list July 26 - Sep. 1 (fractured hamate bone in left hand).
- Went 2-for-18 during five game rehabilitation stint with Tacoma, Aug. 27-31.
- Posted first career two-homer game on Sep. 25 vs. Kansas City.

2012:

- Started pro career by combining to hit .360 with 13 home runs and 43 RBI in 44 games between short-season Everett (29 games) and Double-A Jackson (15 games).
- Doubled in his professional plate appearance, July 14 vs. Tri-City.
- Won Northwest League Player of the Week award three times in four-week span: July 16-22, July 23-29, and Aug. 6-12.
- Promoted to Jackson on Aug. 12.
- Played in eight Southern League playoff games, batting .379 (11x29) with three home runs.
- Assigned to Peoria of the Arizona Fall League; hit .288-2-15 in 19 games... played in the AFL Rising Stars Game.

Personal:

- Michael Accorsi Zunino (zoo-NEE-no).
- Played for University of Florida, 2010-2012... led school to three straight College World Series... won Golden Spikes Award, Johnny Bench Award, and Dick Howser Trophy in 2012.
- Graduated from Mariner High School (Coral Gables, FL) in 2009.
- Drafted by Oakland in the 29th round of the 2009 draft; did not sign.
- Father, Greg, is a scout for the Cincinnati Reds.
- Mother, Paola, was a catcher on the Italian national softball team.

FRONT OFFICE

CHENEY STADIUM

COACHES/STAFF

2016 RAINIERS

2015 SEASON REVIEW

OPPONENTS

HISTORY & RECORDS

MEDIA & MISC.

ZUNINO'S CAREER PLAYING RECORD

Year	Team	LG	AVG	G	AB	R	H	2B	3B	HR	RBI	BB	SO	SB	CS	OBP	SLG	SF	SAC	HP
2012	Everett	NOR	.373	29	110	29	41	10	0	10	35	18	26	1	0	.474	.736	1	0	4
	Jackson	SOU	.333	15	51	6	17	4	0	3	8	5	7	0	0	.386	.588	1	0	0
2013	Tacoma	PCL	.227	52	203	38	46	12	3	11	43	17	66	0	0	.297	.478	4	0	5
	SEATTLE	AL	.214	52	173	22	37	5	0	5	14	16	49	1	0	.290	.329	1	0	3
2014	SEATTLE	AL	.199	131	438	51	87	20	2	22	60	17	158	0	3	.254	.404	4	0	17
2015	SEATTLE	AL	.174	112	350	28	61	11	0	11	28	21	132	0	1	.230	.300	2	8	5
	Tacoma	PCL	.317	10	41	7	13	2	0	3	8	0	8	0	0	.349	.585	0	0	2
Minor Lg Totals			.289	106	405	80	117	28	3	27	94	40	107	1	0	.364	.573	6	0	11
Major Lg Totals			.193	295	961	101	185	36	2	38	102	54	339	1	4	.252	.353	7	8	25



Through 10 games with the Rainiers in 2015, Mike Zunino batted .317 (13x41) with two doubles, three home runs, and eight RBI.

FRONT
OFFICE

CHENEY
STADIUM

COACHES/STAFF

2016
RAINIERS

2015 SEASON
REVIEW

OPPONENTS

HISTORY &
RECORDS

MEDIA &
MISC.



TONY ZYCH

RHP

BORN: 08/07/1990 IN HAZEL CREST, IL
RESIDES: MONEE, IL

ACQUIRED: IN A TRADE WITH CHICAGO (NL) IN EXCHANGE FOR CASH CONSIDERATIONS ON APR. 2, 2015.

DRAFTED: SELECTED BY CHICAGO IN THE FOURTH ROUND OF THE 2011 DRAFT.

HEIGHT:	WEIGHT:	BATS:	THROWS:	AGE:
6' 3"	190	RIGHT	RIGHT	25

AS OF OPENING DAY 2016

ZYCH'S CAREER SUMMARY

2015:

- Worked way from Double-A Jackson to Seattle after being acquired from the Cubs on Apr. 2.
- Made ten appearances for Jackson, posting 3.18 ERA prior to promotion to Tacoma on May 16.
- Tossed two scoreless innings vs. Las Vegas in Triple-A debut, May 16 (2, 2, 0, 0, 0, 2).
- Earned first Triple-A save, July 1 at Las Vegas (0.2, 1, 0, 0, 0, 2).
- Delivered five straight scoreless outings, June 21 to July 3, but was transferred back to Jackson on July 4.
- Made five more scoreless appearances for Jackson, July 6-20, then was moved back to Tacoma on July 23.
- Continued run with five more scoreless outings for Tacoma before finally allowing four runs to Sacramento, Aug. 11...ended run of 15 straight scoreless appearances spanning 16.1 innings between Jackson and Tacoma from June 21 – Aug. 8.
- Did not allow a run in final six appearances for Tacoma (7 IP), Aug. 14-28.
- Promoted to Seattle Sep. 1...made Major League debut Sep. 4 at Oakland (2.0,3,2,2,1,3).
- Allowed runs in three of first four appearances, but then gave up one earned run over final nine appearances (13.2 IP).
- Made first start of professional career Sep. 30 vs. Houston (2.2,3,0,0,0,4).
- Tossed career-high 3.0 innings, Oct. 3 vs. Oakland...matched career high with four strikeouts.
- Upon making ML debut, became the last player listed alphabetically among more than 18,000 players listed in the baseball encyclopedia... supplanted Edward (Dutch) Zwilling, who had held the honor since August 14, 1910...the first player listed, David Aardsma, has also played for Tacoma (2011) and Seattle (2009-10)... unlike the major leagues, Tacoma has had a player who's last name starts with the letter 'X' (Joe Xavier, 1988).

2014:

- Pitched for Double-A Tennessee of the Southern League.
- Posted 3.77 ERA in 23 appearances on the road, and 6.59 ERA in 22 home games.
- Allowed three home runs in 58.1 innings pitched.
- Gave up just one earned run in 16.2 innings, spanning 11 appearances May 27 to June 27...did not walk a batter during this stretch.

2013:

- Spent the season with Tennessee.
- Gave up just two home runs in 56 innings pitched.
- Did not allow an earned run in 19 out of 20 appearances, May 27 to July 24 (3 ER in 21.1 IP)... lowered season ERA from 4.74 to 2.88 during this stretch.

2012:

- Began first professional season with Advanced-A Daytona of the Florida State League.
- Posted 3.19 ERA in 27 games, with 36-7 strikeout-to-walk ratio in 36.2 innings.
- Promoted to Tennessee, June 28, appearing in 20 more games.
- Combined to go 5-4, 3.67 ERA (25 ER, 61.1IP) with six saves between the two levels.

2011:

- Made professional debut, appearing in two games for the Cubs entry in the Arizona rookie League, and two games for the Boise Hawks of the Northwest League.

Personal:

- Anthony Aaron Zych (ZICK).
- Pitched for the University of Louisville, 2009-2011... was named Freshman All-American by Collegiate Baseball in 2009 (6-2, 2 saves, 3.25 ERA in 21 games).
- Played for USA Baseball Collegiate National Team in 2009.
- Pitched for Bourne Braves of the Cape Cod League in 2010... made Cape Cod League All-Star Team and won awards for Outstanding Relief Pitcher and Outstanding Pro Prospect.
- Graduated from St. Rita of Cascia High School (Chicago, IL) in 2008... pitched and played second base, also was a defensive back in football and played on the golf team.

FRONT OFFICE

CHENEY STADIUM

COACHES/STAFF

2016 RAINIERS

2015 SEASON REVIEW

OPPONENTS

HISTORY & RECORDS

MEDIA & MISC.

ZYCH'S CAREER PITCHING RECORD

Year	Team	LG	W-L	ERA	G	GS	CG	SHO	SV	IP	H	R	ER	HR	HB	BB	SO	WP	BK
2011	AZL Cubs	AZL	0-0	4.50	2	0	0	0	0	2.0	2	2	1	0	1	1	3	0	0
	Boise	NOR	0-0	0.00	2	0	0	0	0	2.0	0	0	0	0	0	1	2	0	0
2012	Daytona	FSL	3-3	3.19	27	0	0	0	6	36.2	32	16	13	0	2	7	36	2	0
	Tennessee	SOU	2-1	4.38	20	0	0	0	0	24.2	26	12	12	1	3	12	28	1	0
2013	Tennessee	SOU	5-5	3.05	47	0	0	0	3	56.0	51	30	19	2	1	21	40	2	0
2014	Tennessee	SOU	4-5	5.09	45	0	0	0	2	58.1	75	36	33	3	3	18	35	3	0
2015	Jackson	SOU	0-0	2.16	15	0	0	0	5	16.2	11	4	4	0	3	0	18	0	1
	Tacoma	PCL	1-2	3.41	25	0	0	0	4	31.2	34	12	12	2	2	9	37	4	0
	SEATTLE	AL	0-0	2.45	13	1	0	0	0	18.1	17	6	5	1	2	3	24	1	0
Minor Lg Totals			15-16	3.71	183	0	0	0	20	228.0	231	112	94	8	15	69	199	12	1
Major Lg Totals			0-0	2.45	13	1	0	0	0	18.1	17	6	5	1	2	3	24	1	0



Tony Zych was acquired from the Cubs on Apr. 2 and worked his way from Double-A Jackson to Seattle, where he made his Major League debut on Sep. 4 at Oakland.



2015 SEASON REVIEW

2015 PACIFIC COAST LEAGUE STANDINGS

AMERICAN CONFERENCE

NORTHERN	W	L	PCT	GB
Oklahoma City	86	58	.597	-
Iowa	80	64	.556	6.0
Omaha	80	64	.556	6.0
Colorado Springs	62	81	.434	23.5

SOUTHERN	W	L	PCT	GB
Round Rock	78	66	.542	-
Memphis	73	71	.507	5.0
Nashville	66	78	.458	12.0
New Orleans	58	86	.403	20.0

PACIFIC CONFERENCE

NORTHERN	W	L	PCT	GB
Fresno	84	59	.587	-
Sacramento	71	73	.493	13.5
Reno	70	74	.486	14.5
Tacoma	68	76	.472	16.5

SOUTHERN	W	L	PCT	GB
El Paso	78	66	.542	-
Las Vegas	77	67	.535	1.0
Albuquerque	62	82	.431	16.0
Salt Lake	58	86	.403	20.0

2015 PACIFIC COAST LEAGUE PLAYOFFS:

Semifinals: Round Rock defeats Oklahoma City (3-0), Fresno defeats El Paso (3-1)
 Championship: Fresno defeats Round Rock (3-2)

2015 DEPARTMENTAL LEADERS

TOP 10 BATTING LEADERS

BATTER	AVG	G	AB	R	H	HR	RBI
J. Martinez, OMA	.384	98	341	57	131	10	60
J. Montero, TAC	.355	98	394	70	140	18	85
D. Santana, COL	.333	95	354	75	118	18	77
M. Freeman, REN	.317	113	398	79	126	3	41
E. Lucas, RR	.316	107	393	43	124	6	48
D. Worth, REN	.314	106	350	53	110	6	47
C. Adames, ALB	.311	116	463	62	144	11	51
J. Pridie, NAS	.310	127	478	84	148	20	89
N. Evans, REN	.310	139	520	79	161	17	94
R. Pena, ELP	.308	111	399	68	123	4	57

RUNS SCORED

M. Duffy, FRE	94
J. Romak, REN	87
R. Liriano, ELP	85
J. Pridie, NAS	84
W. Merrifield, OMA	83

HITS

J. Wendle, NAS	167
N. Evans, REN	161
J. Pridie, NAS	148

3 others tied at 144.

TOTAL BASES

P. O'Brien, REN	270
J. Romak, REN	267
J. Wendle, NAS	255
N. Evans, REN	249
J. Pridie, NAS	246

RBI

P. O'Brien, REN	107
M. Duffy, FRE	104
J. Romak, REN	100
N. Evans, REN	94
J. Pridie, NAS	89

HOME RUNS

J. Romak, REN	27
A. Duvall, SAC	26
P. O'Brien, REN	26
T. Tajjeron, LVG	25

2 others tied at 23.

STOLEN BASES

J. Villar, FRE	35
J. Andreoli, IOW	33
D. Ford, SAC	33
D. Sweeney, OKC	32
W. Merrifield, OMA	32

TOP 10 PITCHING LEADERS

PITCHER	W-L	ERA	IP	H	BB	SO
C. Blackburn, SAC	10-4	2.85	123.0	127	32	99
C. Pimentel, IOW	12-6	2.95	143.1	121	68	118
B. Zito, NAS	8-7	3.46	138.0	121	60	91
A. Brooks, NAS	7-5	3.56	118.2	127	21	103
C. Smith, ELP	5-7	3.60	127.2	121	42	121
D. McCutchen, ELP	9-8	3.60	132.1	128	28	86
F. Snow, TAC	10-9	4.17	121.0	118	41	96
Z. Neal, NAS	7-10	4.18	131.1	151	20	78
L. Cruz, FRE	7-5	4.27	116.0	119	52	93
T. Blach, SAC	11-12	4.46	165.1	189	31	93

WINS

N. Greenwood, MEM	13
C. Pimentel, IOW	12
T. Blach, SAC	11
Z. Lee, OKC	11
R. Wolf, RR	11

INNINGS PITCHED

T. Blach, SAC	165.1
J. Lane, ELP	164.0
Z. Petrick, MEM	157.1
J. Lannan, ALB	152.0
A. Wilk, SLK	145.0

STRIKEOUTS

D. Straily, FRE	124
C. Smith, ELP	121
C. Pimentel, IOW	118
Z. Petrick, MEM	113
J. Gray, ALB	110

SAVES

J. Edwards, ELP	23
B. Schlitter, IOW	23
N. Wittgren, NO	19
S. Tuivailala, MEM	17

2 others tied at 15.

AVERAGE AGAINST

C. Pimentel, IOW	.229
B. Zito, NAS	.234
F. Snow, TAC	.249
C. Smith, ELP	.251
D. McCutchen, ELP	.253

WHIP

D. McCutchen, ELP	1.18
A. Brooks, NAS	1.25
C. Smith, ELP	1.28
C. Blackburn, SAC	1.29
Z. Neal, NAS	1.30

PACIFIC COAST LEAGUE STATISTICS

2015 TEAM BATTING

TEAM	AVG	G	AB	R	H	TB	2B	3B	HR	RBI	BB	SO	SB	CS
Reno	.286	144	4962	758	1421	2250	339	38	138	722	453	1025	43	29
Salt Lake	.284	144	5020	697	1428	2114	318	46	92	652	447	1108	52	36
El Paso	.281	144	5004	765	1406	2135	297	45	114	715	521	1088	95	37
Tacoma	.280	144	5010	745	1402	2174	248	40	148	684	438	1012	157	48
Omaha	.278	144	4808	642	1335	1966	242	22	115	592	415	872	153	42
Col. Springs	.277	143	4835	653	1340	1936	258	49	80	608	399	897	84	31
Las Vegas	.274	144	4835	758	1327	2132	321	32	140	702	485	1074	125	57
Fresno	.274	143	4836	804	1323	2010	243	36	124	756	606	1014	157	64
Albuquerque	.272	144	4897	667	1333	2043	257	39	125	628	414	1087	118	42
Iowa	.271	144	4790	669	1300	1987	257	44	114	617	437	1155	134	53
Sacramento	.268	144	5071	649	1358	2046	268	24	124	604	418	1101	125	46
Nashville	.265	144	4884	591	1293	1870	263	31	84	548	459	1045	85	32
Round Rock	.262	144	4867	646	1277	2030	272	32	139	600	425	1045	90	37
Memphis	.261	144	4725	669	1231	1827	237	34	97	627	604	940	86	39
New Orleans	.258	144	4849	526	1253	1745	238	25	68	486	440	926	48	29
Oklahoma City	.257	144	4819	659	1240	1973	263	31	136	618	418	966	101	30

2015 TEAM PITCHING

TEAM	W	L	ERA	G	CG	SHO	GF	SV	IP	H	R	ER	HR	BB	SO
Iowa	80	64	3.73	144	4	11	140	40	1256.0	1185	619	521	90	529	947
New Orleans	58	86	3.80	144	3	15	141	30	1270.1	1279	604	537	110	433	951
Sacramento	71	73	3.85	144	3	8	141	38	1312.2	1316	660	561	110	464	1119
Omaha	80	64	3.86	144	2	8	142	40	1255.1	1224	592	539	120	453	1075
Oklahoma City	86	58	3.93	144	5	7	139	44	1263.0	1280	608	551	89	408	1053
Nashville	66	78	3.95	144	4	9	140	26	1263.0	1215	626	554	111	485	1037
Memphis	73	71	4.10	144	4	14	140	30	1254.2	1351	633	571	125	363	870
Round Rock	78	66	4.10	144	1	11	143	41	1263.1	1291	623	575	96	472	1050
Fresno	84	59	4.24	143	2	9	141	36	1264.2	1314	660	596	115	417	1096
Las Vegas	77	67	4.45	144	8	8	136	28	1245.2	1344	673	616	116	448	1009
El Paso	78	66	4.57	144	1	2	143	42	1275.1	1361	721	648	132	450	1070
Tacoma	68	76	4.85	144	2	8	142	24	1265.2	1373	758	682	147	433	984
Albuquerque	62	82	4.97	144	2	4	142	28	1249.0	1440	781	690	125	498	1008
Col. Springs	62	81	5.01	143	0	5	143	31	1229.1	1343	730	685	107	501	966
Reno	70	74	5.14	144	2	4	142	35	1250.1	1441	778	714	117	543	1006
Salt Lake	58	86	5.36	144	2	3	142	32	1260.2	1510	832	751	128	482	1114

2015 TEAM FIELDING

CLUB	PCT	G	PO	A	E	TC	DP	PB
New Orleans	.982	144	3811	1487	96	5394	157	8
Round Rock	.982	144	3790	1416	96	5302	127	6
Col. Springs	.981	143	3688	1466	98	5252	130	4
Fresno	.981	143	3794	1323	98	5215	94	8
Oklahoma City	.981	144	3789	1421	102	5312	160	6
Reno	.981	144	3751	1532	104	5387	160	7
Las Vegas	.981	144	3737	1528	104	5369	143	11
Nashville	.980	144	3789	1407	105	5301	127	9
Memphis	.980	144	3764	1522	110	5396	154	9
Omaha	.978	144	3766	1287	116	5169	120	5
Tacoma	.977	144	3797	1419	122	5338	119	11
Salt Lake	.977	144	3782	1368	122	5272	132	8
Albuquerque	.977	144	3747	1569	126	5442	158	13
Iowa	.976	144	3768	1558	131	5457	144	16
Sacramento	.975	144	3938	1421	137	5496	134	22
El Paso	.974	144	3826	1438	138	5402	131	6

2015 PACIFIC COAST LEAGUE AWARD WINNERS

Most Valuable Player..... Matt Duffy, Fresno
 Pitcher of the Year..... Carlos Pimentel, Iowa
 Rookie of the Year..... Alex Dickerson, El Paso
 Manager of the Year..... Daymon Berryhill, Oklahoma City

FRONT
OFFICE

CHENEY
STADIUM

COACHES/STAFF

2016 RAINIERS

2015 SEASON
REVIEW

OPPONENTS

HISTORY &
RECORDS

MEDIA &
MISC.

2015 RAINIERS BATTING

BATTERS	AVG	G	AB	R	H	2B	3B	HR	RBI	TB	BB	IBB	SO	SB	CS	OBP	SLG	SH	SF	HP	GDP	E
Baker	.161	17	62	4	10	2	0	0	5	12	2	0	13	0	0	.185	.194	1	0	0	1	0
Baron	.277	53	184	27	51	12	0	3	20	72	10	0	38	4	1	.316	.391	1	1	1	8	3
Blash	.264	56	197	41	52	8	0	22	47	126	28	0	63	3	1	.355	.640	2	0	1	3	3
Bonilla	.250	87	288	33	72	7	3	4	21	97	20	0	49	4	5	.303	.337	0	3	2	12	12
Brady	.278	23	79	9	22	5	0	1	6	30	5	0	16	5	2	.321	.380	0	1	0	2	4
Choi	.298	18	57	8	17	4	0	1	16	24	10	1	14	0	1	.403	.421	0	0	0	2	2
Fernandez	.000	1	2	0	0	0	0	0	0	0	0	0	2	0	0	.000	.000	0	0	0	0	0
Flores	.423	14	52	11	22	6	0	2	7	34	11	1	6	0	0	.524	.654	0	0	0	2	0
Gutierrez	.317	48	180	34	57	12	0	7	31	90	23	0	43	2	0	.402	.500	2	0	4	6	0
Hicks	.245	83	298	39	73	15	1	6	35	108	17	0	71	9	2	.282	.362	4	1	0	6	12
Jackson	.263	9	38	4	10	1	0	0	1	11	4	0	12	1	0	.333	.289	0	0	0	1	0
Jones	.272	72	265	47	72	12	7	1	28	101	38	0	43	25	4	.365	.381	2	3	2	9	1
Kivlehan	.256	123	472	58	121	25	1	22	73	214	36	1	113	14	3	.313	.453	5	0	5	10	11
Kratz	.205	10	39	3	8	4	0	0	5	12	3	0	7	0	0	.279	.308	0	0	1	1	0
Landry	.262	57	187	33	49	5	0	8	27	78	18	1	31	11	4	.322	.417	5	0	1	1	1
Marte	.314	65	261	41	82	12	2	3	29	107	20	0	32	20	3	.399	.410	3	3	0	4	10
Mejia	.000	4	5	1	0	0	0	0	0	0	0	0	3	0	0	.000	.000	0	0	0	0	0
Montero	.355	98	394	70	140	18	6	18	85	224	29	1	71	3	1	.398	.569	5	0	2	10	6
Morales	.000	1	2	0	0	0	0	0	0	0	0	0	2	0	0	.000	.000	0	0	0	0	0
Morban	.208	16	53	6	11	1	2	1	6	19	6	0	18	1	0	.288	.358	0	0	0	0	1
O'Malley	.297	89	310	50	92	11	5	5	39	128	19	1	47	20	7	.354	.413	2	8	5	2	7
Paolini	.156	15	45	6	7	0	0	1	4	10	7	0	16	0	0	.283	.222	0	0	1	1	1
Peterson	.214	4	14	0	3	1	0	0	0	4	0	0	3	0	1	.214	.286	0	0	0	0	1
Quentin	.176	5	17	2	3	1	0	0	1	4	0	0	2	0	0	.263	.235	0	0	2	1	1
Rivero	.256	96	336	34	86	13	1	8	40	125	20	1	73	2	0	.296	.372	5	0	1	9	18
Romero	.292	116	476	77	139	37	4	17	79	235	29	0	85	10	1	.333	.494	7	0	4	10	0
Ruggiano	.296	49	179	27	53	9	0	10	29	92	23	1	51	6	4	.385	.514	0	0	3	7	1
Shank	.252	33	111	13	28	5	2	1	8	40	7	0	11	1	0	.294	.360	1	2	0	3	4
Sucre	.261	6	23	4	6	0	0	0	2	6	3	0	8	0	0	.346	.261	0	0	0	0	1
Taylor	.300	86	343	56	103	20	6	4	32	147	50	0	61	16	8	.391	.429	1	0	2	4	14
Zunino	.317	10	41	7	13	2	0	3	8	24	0	0	8	0	0	.349	.585	0	0	2	2	0
Team Total	.280	144	5010	745	1402	248	40	148	684	2174	438	8	1012	157	48	.340	.434	46	22	39	117	122

2015 RAINIERS PITCHING

PITCHERS	W-L	ERA	G	GS	CG	SHO	SV	IP	H	R	ER	HR	HB	BB	IBB	SO	BK	WP	AVG
Anderson	0-0	11.25	3	0	0	0	0	4.0	4	5	5	1	0	2	0	4	0	0	.267
Bawcom	2-4	4.64	45	1	0	0	2	75.2	85	44	39	6	3	31	1	62	0	4	.281
Beimel	1-0	4.26	6	0	0	0	0	6.1	8	3	3	0	0	2	0	8	0	1	.308
Bonilla	0-0	9.00	2	0	0	0	0	3.0	3	3	3	1	2	1	0	0	0	0	.250
Cochran-Gill	0-1	0.00	1	1	0	0	0	2.2	3	3	0	0	0	2	0	3	0	0	.273
Elias	4-2	7.34	12	12	0	0	0	61.1	80	54	50	9	4	18	0	47	3	5	.310
Farquhar	1-1	3.08	27	1	0	0	3	38.0	40	17	13	3	0	10	0	41	0	1	.272
Gaspar	8-7	5.13	21	17	0	0	0	101.2	102	64	58	16	4	36	0	79	0	4	.257
Germano	7-3	2.83	18	11	1	1	0	89.0	67	30	28	11	4	14	0	65	0	0	.201
Gillheeny	1-3	9.00	5	5	0	0	0	21.0	33	23	21	5	1	7	0	14	0	3	.355
Gregg	0-0	2.89	7	0	0	0	0	9.1	8	3	3	0	0	5	0	8	0	0	.242
Guaipue	0-4	2.87	38	0	0	0	5	47.0	49	17	15	3	1	10	0	36	0	2	.269
Hobson	0-1	10.57	4	0	0	0	0	7.2	15	10	9	1	1	2	0	7	0	0	.429
Iwakuma	1-0	0.93	2	2	0	0	0	9.2	8	1	1	0	0	2	0	10	0	0	.222
Kensino	2-0	2.23	19	0	0	0	1	32.1	29	11	8	1	2	10	0	25	1	2	.240
Kickham	0-2	7.29	5	5	0	0	0	21.0	18	17	17	3	2	28	0	12	0	0	.243
Kittredge	0-1	5.31	21	2	0	0	0	42.1	46	25	25	5	1	18	0	29	0	3	.277
Landazuri	1-4	8.70	11	11	0	0	0	49.2	78	53	48	5	9	29	0	23	0	3	.377
Leone	1-1	7.71	8	0	0	0	1	9.1	10	8	8	1	0	5	0	8	0	0	.270
Lowe	0-1	1.00	7	0	0	0	1	9.0	7	1	1	1	0	0	0	11	0	0	.219
Luetge	3-2	5.33	29	0	0	0	2	49.0	57	31	29	8	3	23	0	37	0	4	.285
Medina	1-0	1.59	4	0	0	0	1	5.2	1	1	1	1	0	1	0	4	0	0	.059
Montgomery	4-3	4.13	11	11	0	0	0	65.1	59	32	30	3	3	19	0	58	0	7	.242
Nuno	1-0	6.00	1	1	0	0	0	6.0	7	4	4	1	0	1	0	6	0	1	.292
Olmos	1-1	3.55	20	2	0	0	1	33.0	32	14	13	0	6	13	1	34	0	3	.258
Olson	3-5	4.47	25	6	0	0	1	54.1	61	40	27	7	2	17	0	53	2	0	.276
Paxton	0-1	8.10	3	3	0	0	0	6.2	12	6	6	0	0	3	0	4	0	2	.429
Pineda	0-0	0.00	1	0	0	0	0	1.0	0	0	0	0	0	1	0	0	0	0	.000
Pries	7-4	5.20	16	16	0	0	0	88.1	96	55	51	10	4	27	0	60	0	3	.280
Ramirez, JC	1-1	2.50	14	0	0	0	0	18.0	17	6	5	2	1	7	1	18	0	2	.258
Ramirez, Jose	1-1	9.00	9	0	0	0	0	13.0	16	14	13	5	0	7	0	10	0	1	.308
Rasmussen	0-0	0.00	1	0	0	0	0	1.0	0	0	0	0	0	0	0	0	0	0	.000
Rollins	0-0	0.00	7	0	0	0	0	9.1	7	0	0	0	1	0	8	0	1	0	.212
Sampson	2-4	7.28	7	7	0	0	0	38.1	60	38	31	5	0	8	0	28	0	1	.353
Saunders	0-3	5.73	6	0	0	0	0	11.0	11	7	7	1	1	4	1	12	0	0	.256
Shepel	0-0	0.00	1	0	0	0	0	1.0	0	0	0	0	0	3	0	2	0	0	.000
Snow	10-9	4.17	29	20	0	0	1	121.0	118	59	56	22	5	41	0	96	0	6	.249
Wang	4-5	5.69	11	10	1	1	0	68.0	89	47	43	8	0	14	1	23	0	4	.314
Wilhelmsen	0-0	0.00	4	0	0	0	1	4.0	3	0	0	0	0	2	0	2	0	0	.214
Zych	1-2	3.41	25	0	0	0	4	31.2	34	12	12	2	2	9	0	37	0	4	.276
Team Total	68-76	4.85	144	144	2	8	24	1265.2	1373	758	682	147	61	433	5	984	6	67	.276

FRONT OFFICE

CHENEY STADIUM

COACHES/STAFF

2016 RAINIERS

2015 SEASON REVIEW

OPPONENTS

HISTORY & RECORDS

MEDIA & MISC.

2015 RAINIERS FIELDING

PITCHER (40)

PLAYER	PCT	G	INN	PO	A	E	TC	DP
Anderson	--	3	4.0	0	0	0	0	0
Bawcom	1.000	45	75.2	5	6	0	11	1
Beimel	--	6	6.1	0	0	0	0	0
Bonilla	1.000	2	3.0	0	1	0	1	0
Cochran-Gill	1.000	1	2.2	1	1	0	2	0
Elias	.750	12	61.1	3	3	2	8	0
Farquhar	1.000	27	38.0	2	2	0	4	0
Gaviglio	.923	21	101.2	9	3	1	13	0
Germano	1.000	18	89.0	6	11	0	17	1
Gillheaney	1.000	5	21.0	0	1	0	1	0
Gregg	1.000	7	9.1	2	0	0	2	0
Guaipé	1.000	38	47.0	3	6	0	9	2
Hobson	1.000	4	7.2	0	2	0	2	0
Iwakuma	--	2	9.2	0	0	0	0	0
Kensing	.833	19	32.1	1	4	1	6	0
Kickham	.875	5	21.0	0	7	1	8	0
Kittredge	1.000	21	42.1	6	5	0	11	0
Landazuri	1.000	11	49.2	3	5	0	8	1
Leone	--	8	9.1	0	0	0	0	0
Lowe	--	7	9.0	0	0	0	0	0
Luetge	.875	29	49.0	0	7	1	8	0
Medina	1.000	4	5.2	0	1	0	1	0
Montgomery	1.000	11	65.1	3	7	0	10	0
Nuno	1.000	1	6.0	0	3	0	3	0
Olmos	1.000	20	33.0	1	4	0	5	0
Olson	.875	25	54.1	1	6	1	8	0
Paxton	1.000	3	6.2	0	1	0	1	0
Pineda	--	1	1.0	0	0	0	0	0
Pries	1.000	16	88.1	3	10	0	13	0
Ramirez, JC	1.000	14	18.0	3	3	0	6	1
Ramirez	--	9	13.0	0	0	0	0	0
Rasmussen	1.000	1	1.0	1	0	0	1	0
Rollins	1.000	7	9.1	0	1	0	1	0
Sampson	1.000	7	38.1	0	3	0	3	0
Saunders	.800	6	11.0	0	4	1	5	0
Schepel	--	1	1.0	0	0	0	0	0
Snow	1.000	29	121.0	9	3	0	12	0
Wang	.944	11	68.0	7	10	1	18	0
Wilhelmsen	--	4	4.0	0	0	0	0	0
Zych	1.000	25	31.2	0	3	0	3	0
TOTALS	0.955	144	1265.2	69	123	9	201	119

CATCHER (6)

PLAYER	PCT	G	INN	PO	A	E	TC	DP	PB
Baker	1.000	16	134.2	104	8	0	112	1	1
Baron	.993	50	428.2	378	26	3	407	1	3
Hicks	.982	67	583.2	418	61	9	488	4	5
Kratz	1.000	4	33.0	23	2	0	25	0	0
Sucre	.976	6	51.0	40	1	1	42	0	1
Zunino	1.000	4	34.2	31	3	0	34	0	1
TOTALS	.988	144	1265.2	994	101	13	1108	119	

FIRST BASE (10)

PLAYER	PCT	G	INN	PO	A	E	TC	DP
Bonilla	.979	7	52.0	43	4	1	48	2
Choi	.983	14	111.0	116	3	2	121	9
Hicks	.960	11	79.2	67	5	3	75	5
Kivlehan	.987	30	235.0	221	11	3	235	23
Kratz	1.000	1	8.0	9	0	0	9	1
Montero	.992	82	697.2	670	37	6	713	59
Paolini	1.000	2	17.2	19	0	0	19	2
Peterson	1.000	2	10.0	9	1	0	10	2
Rivero	1.000	3	29.0	24	4	0	28	3
Romero	1.000	3	25.2	24	3	0	27	3
TOTALS	.988	144	1265.2	1202	68	15	1285	119

SECOND BASE (8)

PLAYER	PCT	G	INN	PO	A	E	TC	DP
Bonilla	.982	24	158.2	45	62	2	109	14
Brady	.962	21	175.4	40	61	4	105	16
Fernandez	1.000	1	3.0	1	1	0	2	0
Marte	.986	14	113.2	29	43	1	73	15
Mejía	1.000	1	8.0	0	4	0	4	0
O'Malley	.983	57	465.1	118	119	4	241	28
Shank	.969	27	229.5	50	74	4	128	12
Taylor	1.000	13	112.0	26	25	0	51	4
TOTALS	.979	144	1265.2	309	389	15	713	119

THIRD BASE (5)

PLAYER	PCT	G	INN	PO	A	E	TC	DP
Bonilla	.951	36	289.1	32	65	5	102	6
Kivlehan	.924	26	203.1	19	42	5	66	6
O'Malley	.857	5	44.0	7	5	2	14	0
Peterson	.667	2	17.0	0	2	1	3	0
Rivero	.927	87	712.0	61	166	18	245	11
TOTALS	.928	144	1265.2	119	280	31	430	119

SHORTSTOP (7)

PLAYER	PCT	G	INN	PO	A	E	TC	DP
Bonilla	.953	18	142.2	26	55	4	85	13
Marte	.956	49	404.1	62	133	9	204	20
Mejía	--	2	3.2	0	0	0	0	0
Morales	1.000	1	4.0	0	1	0	1	0
O'Malley	1.000	7	59.0	8	20	0	28	3
Rivero	1.000	5	37.0	4	8	0	12	3
Taylor	.958	72	615.0	105	217	14	336	45
TOTALS	.959	144	1265.2	205	434	27	666	119

OUTFIELD (17)

PLAYER	PCT	G	INN	PO	A	E	TC	DP
Blash	.957	37	319.1	62	5	3	70	0
Bonilla	1.000	10	61.2	10	0	0	10	0
Brady	1.000	2	11.0	4	0	0	4	0
Flores	1.000	14	119.0	30	1	0	31	0
Gutierrez	1.000	30	254.1	54	2	0	56	0
Hicks	--	1	2.0	0	0	0	0	0
Jackson	1.000	4	32.2	7	0	0	7	0
Jones	.994	69	556.2	156	5	1	162	1
Kivlehan	.977	73	567.0	123	5	3	131	1
Landry	.990	52	415.2	96	1	1	98	1
Marte	1.000	4	36.0	11	1	0	12	0
Morban	.973	17	125.1	36	0	1	37	0
O'Malley	.970	21	142.2	32	0	1	33	0
Paolini	.962	13	103.2	25	0	1	26	0
Romero	1.000	93	790.0	192	3	0	195	0
Ruggiano	.981	28	225.0	50	1	1	52	0
Shank	1.000	4	35.0	11	0	0	11	0
TOTALS	.987	144	3797.0	899	24	12	935	119

TACOMA TRIPLE PLAYS

Tacoma has turned nine triple plays since 1960, most recently in 1995 (2B Arquimede Pozo to 1B Greg Litton). The 1973 Twins turned two in one season, with 1B Craig Kusick and SS Bucky Guth participating in both of them.

FRONT OFFICE
CHENEY STADIUM

COACHES/STAFF

2016 RAINIERS

2015 SEASON REVIEW

OPPONENTS

HISTORY & RECORDS

MEDIA & MISC.

MONTHLY BATTING AND PITCHING TOTALS

FRONT OFFICE
CHENEY STADIUM

COACHES/STAFF
2016 RAINIERS

2015 SEASON REVIEW

OPPONENTS
HISTORY & RECORDS
MEDIA & MISC.

APRIL

BATTERS	AVG	G	AB	R	H	2B	3B	HR	RBI	BB	SO	SB	CS	OBP	SLG	SF	SAC	E
Baker, John	.129	8	31	3	4	1	0	0	2	2	9	0	0	.182	.161	0	0	0
Blaish, Jabari	.167	11	36	4	6	2	0	2	3	5	18	1	0	.268	.389	0	0	0
Bonilla, Leury	.313	7	16	2	5	1	0	0	0	2	2	0	1	.389	.375	0	0	0
Gutierrez, Franklin	.308	15	52	11	16	5	0	2	12	11	14	0	0	.439	.519	1	0	0
Hicks, John	.200	13	50	6	10	3	1	0	8	3	12	1	0	.241	.300	1	0	3
Jones, James	.304	7	23	7	7	0	1	0	4	2	4	4	0	.346	.391	1	0	1
Kivlehan, Patrick	.257	19	74	12	19	3	0	5	11	6	12	4	1	.313	.500	2	0	1
Marte, Ketel	.310	21	87	11	27	3	0	0	8	7	9	8	3	.358	.345	1	0	4
Montero, Jesus	.325	19	80	12	26	5	0	3	13	2	14	0	0	.349	.500	0	0	3
Morban, Julio	.212	10	33	3	7	1	1	1	6	5	10	1	0	.316	.394	0	0	0
O'Malley, Shawn	.200	13	40	6	8	3	0	0	5	2	4	2	2	.238	.275	0	1	1
Quintan, Carlos	.176	5	17	2	3	1	0	0	1	0	2	0	0	.263	.235	0	0	0
Rivero, Carlos	.279	18	61	11	17	1	0	3	12	4	17	1	0	.324	.443	2	0	3
Romero, Stefan	.286	16	70	11	20	4	1	2	10	4	13	0	0	.333	.457	0	0	0
Taylor, Chris	.338	18	71	12	24	5	1	2	6	8	12	6	3	.400	.521	1	0	4
Team Total	.269	21	741	113	199	38	5	20	101	63	152	28	10	.329	.414	9	1	.23

PITCHERS	W-L	ERA	G	GS	CG	SHO	SV	IP	H	R	ER	HR	HB	BB	SO	BK	WP	OPP AVG
Bawcom, Logan	0-0	2.08	7	0	0	0	1	13.0	15	3	3	0	1	5	11	0	0	.283
Beimel, Joe	1-0	0.00	2	0	0	0	0	1.2	0	0	0	0	0	0	3	0	0	.000
Elias, Roenis	2-0	8.04	3	3	0	0	0	15.2	21	15	14	3	1	7	12	0	1	.318
Gaviglio, Sam	1-2	4.71	4	4	0	0	0	21.0	19	12	11	4	0	9	18	0	2	.247
Germano, Justin	1-1	1.23	6	0	0	0	0	14.2	5	2	2	1	0	2	10	0	0	.098
Guaipue, Mayckol	0-0	2.79	6	0	0	0	2	9.2	10	3	3	1	0	2	9	0	0	.263
Kickham, Mike	0-2	7.94	4	4	0	0	0	17.0	16	15	15	1	1	21	9	0	0	.267
Kittredge, Andrew	0-0	0.00	1	0	0	0	0	2.0	2	0	0	0	0	0	2	0	1	.286
Leone, Dominic	0-0	0.00	1	0	0	0	0	1.0	0	0	0	0	0	0	1	0	0	.000
Lowe, Mark	0-1	1.13	6	0	0	0	1	8.0	7	1	1	1	1	0	11	0	0	.241
Luetge, Lucas	0-0	3.24	5	0	0	0	0	8.1	7	4	3	2	0	2	6	0	0	.197
Montgomery, Mike	1-2	3.32	4	4	0	0	0	21.2	15	9	8	1	1	5	16	0	4	.129
Pries, Jordan	2-1	6.84	5	5	0	0	0	26.1	30	21	20	5	0	9	23	0	2	.288
Saunders, Joe	0-3	5.73	6	0	0	0	0	11.0	11	7	7	1	1	4	12	0	0	.256
Snow, Forrest	0-1	4.30	5	1	0	0	0	14.2	15	8	7	5	0	0	11	0	1	.246
Team Total	8-13	4.56	21	21	0	1	4	185.2	173	100	94	25	5	66	154	0	11	.245

MAY

BATTERS	AVG	G	AB	R	H	2B	3B	HR	RBI	BB	SO	SB	CS	OBP	SLG	SF	SAC	E
Baker, John	.194	9	31	1	6	1	0	0	3	0	4	0	0	.188	.226	1	0	0
Bonilla, Leury	.278	19	54	6	15	1	1	2	5	3	12	2	0	.316	.444	0	0	5
Gutierrez, Franklin	.356	17	59	13	21	3	0	3	8	8	15	0	0	.441	.559	0	0	0
Hicks, John	.206	18	68	7	14	5	0	3	7	3	20	1	1	.236	.412	1	1	2
Jackson, Austin	.263	9	38	4	10	1	0	0	1	4	12	1	0	.333	.289	0	0	0
Jones, James	.230	30	113	13	26	4	2	0	8	9	17	9	2	.287	.301	0	1	0
Kivlehan, Patrick	.218	27	101	8	22	6	0	3	13	7	30	4	0	.273	.366	1	0	5
Landry, Leon	.349	15	43	11	15	1	0	4	10	7	3	2	2	.434	.651	2	0	0
Marte, Ketel	.369	30	111	19	41	7	1	2	16	11	11	9	0	.423	.505	1	3	4
Montero, Jesus	.277	30	112	13	31	3	1	3	20	8	25	2	0	.317	.402	3	0	0
Morban, Julio	.000	2	7	1	0	0	0	0	0	1	3	0	0	.125	.000	0	0	0
O'Malley, Shawn	.281	27	89	12	25	1	4	0	7	4	16	7	2	.330	.382	1	3	0
Rivero, Carlos	.152	22	66	5	10	1	1	1	7	2	13	0	0	.174	.242	1	0	8
Romero, Stefan	.291	21	79	14	23	4	1	6	16	8	17	2	0	.360	.595	1	0	0
Sucre, Jesus	.263	5	19	4	5	0	0	0	2	3	6	0	0	.364	.263	0	0	1
Taylor, Chris	.111	3	9	0	1	0	0	0	0	2	3	0	0	.273	.111	0	0	0
Team Total	.265	30	999	131	265	38	11	27	123	80	207	39	7	.321	.406	12	8	.26

PITCHERS	W-L	ERA	G	GS	CG	SHO	SV	IP	H	R	ER	HR	HB	BB	SO	BK	WP	OPP AVG
Bawcom, Logan	0-1	3.32	8	0	0	0	0	19.0	17	7	7	1	0	8	12	0	1	.246
Beimel, Joe	0-0	0.00	1	0	0	0	0	2.0	1	0	0	0	0	0	2	0	0	.143
Cochran-Gill, Trey	0-1	0.00	1	1	0	0	0	2.2	3	3	0	0	0	2	3	0	0	.273
Farquhar, Danny	0-0	16.20	2	0	0	0	0	1.2	3	3	3	2	0	0	2	0	0	.375
Gaviglio, Sam	3-2	5.08	6	6	0	0	0	33.2	29	21	19	6	1	15	28	0	2	.236
Germano, Justin	2-1	3.75	6	6	0	0	0	36.0	32	15	15	5	3	6	31	0	0	.229
Gillheaney, James	1-0	3.38	1	1	0	0	0	5.1	6	2	2	0	0	2	1	0	0	.300
Gregg, Kevin	0-0	3.60	4	0	0	0	0	5.0	5	2	2	0	0	3	2	0	0	.294
Guaipue, Mayckol	0-2	6.30	10	0	0	0	1	10.0	18	9	7	2	0	1	9	0	1	.360
Hobson, Cam	0-1	10.57	4	0	0	0	0	7.2	15	10	9	1	1	2	7	0	0	.429
Kensing, Logan	0-0	0.00	1	0	0	0	0	1.2	0	0	0	0	0	0	2	0	0	.000
Kickham, Mike	0-0	4.50	1	1	0	0	0	4.0	2	2	2	2	1	7	3	0	0	.143
Kittredge, Andrew	0-0	3.86	5	1	0	0	0	11.2	13	5	5	1	0	7	9	0	0	.277
Landazuri, Stephen	0-1	8.53	3	3	0	0	0	12.2	20	12	12	2	1	2	4	0	0	.377
Leone, Dominic	1-1	8.64	7	0	0	0	1	8.1	10	8	8	1	0	5	7	0	0	.294
Lowe, Mark	0-0	0.00	1	0	0	0	0	1.0	0	0	0	0	0	0	0	0	0	.000
Luetge, Lucas	0-1	6.23	9	0	0	0	2	13.0	13	10	9	2	2	5	10	0	2	.236
Medina, Yoervis	1-0	1.59	4	0	0	0	1	5.2	1	1	1	1	0	1	4	0	0	.059
Montgomery, Mike	3-1	4.02	5	5	0	0	0	31.1	32	14	14	1	1	10	31	0	3	.267
Olmos, Edgar	0-0	108.00	1	0	0	0	0	0.1	4	4	4	0	0	0	0	0	0	.800
Pineda, Rafael	0-0	0.00	1	0	0	0	0	1.0	0	0	0	0	0	1	0	0	0	.000
Pries, Jordan	1-0	1.29	1	1	0	0	0	7.0	5	2	1	0	0	1	5	0	0	.192
Snow, Forrest	2-3	1.98	7	5	0	0	1	27.1	22	7	6	4	1	7	25	0	1	.216
Zych, Tony	0-1	6.43	5	0	0	0	0	7.0	14	5	5	1	0	1	8	0	1	.438
Team Total	14-16	4.59	30	30	0	3	6	257.0	265	142	131	32	13	87	205	0	11	.265

MONTHLY BATTING AND PITCHING TOTALS

JUNE

BATTERS	AVG	G	AB	R	H	2B	3B	HR	RBI	BB	SO	SB	CS	OBP	SLG	SF	SAC	E
Baron, Steve	.311	13	45	8	14	1	0	2	5	13	0	1		.380	.333	0	0	1
Bonilla, Leury	.161	9	31	0	5	2	0	0	2	1	7	0	0	.212	.226	0	0	0
Gutierrez, Franklin	.290	16	69	10	20	4	0	2	11	4	14	2	0	.333	.435	1	0	0
Hicks, John	.262	20	61	9	16	3	0	1	9	5	12	2	0	.313	.361	1	0	1
Jones, James	.328	17	61	12	20	3	2	1	4	12	8	4	2	.453	.492	0	1	0
Kivlehan, Patrick	.231	27	104	13	24	4	0	6	18	7	27	1	1	.274	.442	2	0	2
Landry, Leon	.265	22	68	11	18	1	0	2	9	8	11	4	1	.338	.368	1	0	0
Montero, Jesus	.342	27	117	25	40	3	1	7	27	8	22	0	0	.386	.564	1	0	1
Morales, Johmbeyker	.000	1	2	0	0	0	0	0	0	0	2	0	0	.000	.000	0	0	0
O'Malley, Shawn	.361	27	108	20	39	4	1	3	19	7	14	8	2	.407	.500	1	2	2
Rivero, Carlos	.329	21	79	11	26	4	0	3	10	5	17	1	0	.365	.494	1	0	5
Romero, Stefan	.308	26	104	18	32	11	0	1	18	8	22	0	1	.354	.442	1	0	0
Ruggiano, Justin	.348	6	23	4	8	1	0	3	7	2	7	0	1	.400	.783	0	0	0
Shank, Zach	.367	10	30	6	11	3	1	0	2	2	3	1	0	.406	.533	0	0	3
Sucre, Jesus	.250	1	4	0	1	0	0	0	0	0	2	0	0	.250	.250	0	0	0
Taylor, Chris	.265	26	113	16	30	4	3	0	10	13	19	6	1	.341	.354	0	0	2
Team Total	.298	28	1019	163	304	48	8	29	148	87	200	29	10	.355	.447	9	3	18

PITCHERS	W-L	ERA	G	GS	CG	SHO	SV	IP	H	R	ER	HR	HB	BB	SO	BK	WP	OPP AVG
Bawcom, Logan	0-0	9.45	8	1	0	0	0	13.1	19	17	14	3	1	4	11	0	3	.339
Farquhar, Danny	1-1	3.95	8	1	0	0	1	13.2	14	9	6	1	0	7	14	0	0	.280
Gaviglio, Sam	3-2	4.13	6	6	0	0	0	32.2	34	18	15	5	2	9	24	0	0	.252
Germano, Justin	4-1	2.58	6	5	1	1	0	38.1	30	13	11	5	1	6	24	0	0	.211
Gregg, Kevin	0-0	2.08	3	0	0	0	0	4.1	3	1	1	0	0	2	6	0	0	.188
Guaiepe, Mayckol	0-2	2.70	10	0	0	0	2	10.0	6	3	3	0	1	4	7	0	0	.182
Iwakuma, Hisashi	1-0	0.93	2	2	0	0	0	9.2	8	1	1	0	0	2	10	0	0	.222
Kensing, Logan	0-0	2.25	2	0	0	0	0	4.0	1	1	1	0	2	1	2	0	1	.083
Kittredge, Andrew	0-0	4.91	5	0	0	0	0	7.1	7	4	4	1	0	3	2	0	1	.241
Landazuri, Stephen	1-2	7.90	6	6	0	0	0	27.1	40	29	24	1	4	21	14	0	2	.360
Luetge, Lucas	0-1	6.46	8	0	0	0	0	15.1	21	11	11	2	0	7	13	0	1	.328
Olmos, Edgar	1-0	1.74	7	1	0	0	1	10.1	6	2	2	0	2	2	10	0	0	.167
Olson, Tyler	1-2	4.15	6	1	0	0	0	13.0	18	10	6	2	0	4	13	1	0	.321
Pries, Jordan	0-0	0.96	2	2	0	0	0	9.1	5	1	1	1	1	3	7	0	1	.156
Rollins, David	0-0	0.00	6	0	0	0	0	7.1	6	0	0	0	0	1	4	0	1	.231
Snow, Forrest	4-0	1.65	5	4	0	0	0	27.1	21	5	5	2	2	11	18	0	1	.214
Zych, Tony	1-0	3.12	6	0	0	0	0	8.2	8	3	3	1	1	2	6	0	0	.242
Team Total	17-11	3.91	28	28	1	2	4	253.0	250	131	110	25	17	89	185	1	11	.257

JULY

BATTERS	AVG	G	AB	R	H	2B	3B	HR	RBI	BB	SO	SB	CS	OBP	SLG	SF	SAC	E
Baron, Steve	.286	18	63	8	18	5	0	1	8	2	12	3	0	.308	.413	0	0	2
Blash, Jabari	.276	15	58	13	16	1	0	6	16	8	11	0	0	.364	.603	0	0	1
Bonilla, Leury	.272	23	81	14	22	2	1	1	4	7	10	0	1	.337	.358	0	2	4
Fernandez, Rafael	.000	1	2	0	0	0	0	0	0	0	2	0	0	.000	.000	0	0	0
Flores, Ramon	.400	1	5	1	2	1	0	0	2	0	1	0	0	.400	.600	0	0	0
Hicks, John	.345	15	55	10	19	2	0	1	7	5	9	3	1	.393	.436	1	0	5
Jones, James	.179	7	28	6	5	3	1	0	5	4	8	4	0	.281	.357	0	1	0
Kivlehan, Patrick	.306	13	49	7	15	1	1	2	12	4	13	3	0	.382	.490	0	0	0
Kratz, Erik	.205	10	39	3	8	4	0	0	5	3	7	0	0	.279	.308	0	0	0
Landry, Leon	.211	20	76	11	16	3	0	2	8	3	17	5	1	.235	.329	2	0	1
Marte, Ketel	.222	14	63	11	14	2	1	1	5	2	12	3	0	.242	.333	1	0	2
Mejia, Erick	.000	4	5	1	0	0	0	0	0	0	3	0	0	.000	.000	0	0	0
Montero, Jesus	.493	17	67	14	33	6	4	3	15	9	8	1	0	.545	.836	1	0	1
Peterson, D.J.	.231	3	13	0	3	1	0	0	0	0	3	0	1	.231	.308	0	0	1
Rivero, Carlos	.263	27	99	6	26	4	0	1	10	7	18	0	0	.308	.333	1	0	2
Romero, Stefan	.308	25	107	15	33	9	2	4	19	4	17	4	0	.333	.542	2	0	0
Ruggiano, Justin	.300	25	90	19	27	6	0	5	14	14	22	4	1	.400	.533	0	0	1
Shank, Zach	.210	23	81	7	17	2	1	1	6	5	8	0	0	.253	.296	1	2	1
Taylor, Chris	.333	2	6	3	2	0	0	0	0	1	2	1	0	.429	.333	0	0	0
Team Total	.280	28	987	149	276	52	11	28	136	78	183	31	5	.333	.440	9	5	22

PITCHERS	W-L	ERA	G	GS	CG	SHO	SV	IP	H	R	ER	HR	HB	BB	SO	BK	WP	OPP AVG
Bawcom, Logan	2-1	4.97	11	0	0	0	0	12.2	15	9	7	2	0	8	9	0	0	.278
Elias, Roenis	1-0	6.00	5	5	0	0	0	27.0	35	20	18	5	2	6	18	1	1	.313
Farquhar, Danny	0-0	2.13	8	0	0	0	1	12.2	13	3	3	0	0	2	12	0	1	.260
Gaviglio, Sam	0-1	12.71	1	1	0	0	0	5.2	10	8	8	1	0	2	2	0	0	.385
Gillheaney, James	0-2	11.81	3	3	0	0	0	10.2	20	14	14	4	1	3	7	0	1	.400
Guaiepe, Mayckol	0-0	0.82	7	0	0	0	0	11.0	10	1	1	0	0	3	6	0	1	.263
Kensing, Logan	2-0	2.84	9	0	0	0	1	12.2	13	7	4	1	0	6	11	1	0	.265
Kittredge, Andrew	0-1	6.63	8	1	0	0	0	19.0	21	14	12	3	1	6	15	0	0	.284
Landazuri, Stephen	0-1	11.17	2	2	0	0	0	9.2	18	12	12	4	4	6	5	0	1	.419
Luetge, Lucas	1-0	16.20	1	1	0	0	0	1.2	5	3	3	2	0	2	0	0	0	.500
Nuno, Vidal	1-0	6.00	1	0	0	0	0	6.0	7	4	4	1	0	1	6	0	1	.292
Olmos, Edgar	0-1	4.40	9	1	0	0	0	14.1	19	8	7	0	2	7	14	0	2	.339
Olson, Tyler	1-1	5.14	11	0	0	0	1	14.0	19	10	8	0	1	6	15	0	0	.322
Pries, Jordan	3-2	6.27	6	6	0	0	0	33.0	40	24	23	3	3	10	19	0	0	.303
Ramirez, J.C.	0-0	0.00	1	0	0	0	0	1.2	3	0	0	0	0	1	4	0	0	.375
Rollins, David	0-0	0.00	1	0	0	0	0	2.0	1	0	0	0	0	0	4	0	0	.143
Snow, Forrest	1-3	7.11	5	5	0	0	0	25.1	31	20	20	4	0	13	23	0	3	.295
Wang, Chien-Ming	1-2	6.55	4	3	0	0	0	22.0	33	17	16	3	0	4	5	0	1	.344
Wilhelmsen, Tom	0-0	0.00	4	0	0	0	1	4.0	3	0	0	0	0	2	2	0	0	.214
Zych, Tony	0-0	0.00	5	0	0	0	2	4.2	2	0	0	0	0	1	2	0	0	.133
Team Total	13-15	5.84	28	28	0	0	6	249.2	318	174	162	31	15	90	185	2	12	.311

FRONT OFFICE

CHENEY STADIUM

COACHES/STAFF

2016 RAINIERS

2015 SEASON REVIEW

OPPONENTS

HISTORY & RECORDS

MEDIA & MISC.

MONTHLY BATTING AND PITCHING TOTALS

AUGUST

BATTERS	AVG	G	AB	R	H	2B	3B	HR	RBI	BB	SO	SB	CS	OBP	SLG	SF	SAC	E
Baron, Steve	.222	18	63	8	14	4	0	2	10	2	11	1	0	.254	.381	1	1	0
Blash, Jabari	.290	29	100	24	29	4	0	14	27	15	33	2	1	.381	.750	2	0	2
Bonilla, Leury	.244	23	82	9	20	1	1	1	8	6	16	2	3	.295	.317	0	1	2
Brady, Patrick	.302	16	53	6	16	4	0	1	4	4	9	5	2	.351	.544	0	1	2
Choi, Ji-Man	.371	11	35	7	13	3	0	1	10	8	10	0	0	.488	.434	0	0	1
Flores, Ramon	.426	13	47	10	20	5	0	2	5	11	5	0	0	.534	.660	0	0	0
Hicks, John	.219	17	64	7	14	2	0	1	4	1	18	2	0	.231	.297	0	0	1
Jones, James	.438	4	16	3	7	2	0	0	3	3	1	1	0	.526	.563	0	0	0
Kivlehan, Patrick	.263	30	114	15	30	9	0	6	16	11	26	1	1	.333	.500	0	0	3
O'Malley, Shawn	.274	22	73	12	20	3	0	2	8	6	13	3	1	.329	.397	0	2	4
Paolini, Daniel	.188	10	32	5	6	0	0	1	4	4	9	0	0	.297	.281	0	0	0
Peterson, D.J.	.000	1	1	0	0	0	0	0	0	0	0	0	0	.000	.000	0	0	0
Rivero, Carlos	.226	8	31	1	7	3	0	0	1	2	8	0	0	.273	.323	0	0	0
Romero, Stefan	.267	28	116	19	31	9	0	4	16	5	16	4	0	.296	.448	3	0	0
Ruggiano, Justin	.273	18	66	4	18	2	0	2	8	7	22	2	2	.360	.394	0	0	0
Taylor, Chris	.304	30	115	18	35	9	1	2	14	23	23	2	3	.424	.452	0	0	8
Zunino, Mike	.583	3	12	3	7	0	0	3	5	0	1	0	0	.583	1.333	0	0	0
Team Total	.281	30	1020	151	287	60	2	42	143	108	221	25	13	.353	.468	6	5	26

PITCHERS	W-L	ERA	G	GS	CG	SHO	SV	IP	H	R	ER	HR	HB	BB	SO	BK	WP	AVG	OPP
Bawcom, Logan	0-2	4.91	9	0	0	0	0	14.2	18	8	8	0	1	5	14	0	0	.305	
Beimel, Joe	0-0	9.00	1	0	0	0	0	1.0	1	1	1	0	0	1	1	0	1	.250	
Elias, Roenis	1-2	8.68	4	4	0	0	0	18.2	24	19	18	1	1	5	17	2	3	.300	
Farquhar, Danny	0-0	1.17	7	0	0	0	1	7.2	8	1	1	0	0	1	11	0	0	.267	
Gaviglio, Sam	1-0	0.00	2	0	0	0	0	5.2	4	0	0	0	0	1	4	0	0	.190	
Gillheeny, James	0-1	9.00	1	1	0	0	0	5.0	7	7	5	1	0	2	6	0	2	.318	
Guaipe, Mayckol	0-0	1.42	5	0	0	0	0	6.1	5	1	1	0	0	0	5	0	0	.217	
Kensing, Logan	0-0	1.93	7	0	0	0	0	14.0	15	3	3	0	0	3	10	0	1	.273	
Luetge, Lucas	1-0	2.25	5	0	0	0	0	8.0	8	2	2	0	1	6	4	0	1	.276	
Montgomery, Mike	0-0	5.68	1	1	0	0	0	6.1	6	4	4	0	1	1	5	0	0	.250	
Olson, Edgar	0-0	0.00	3	1	0	0	0	8.0	3	0	0	0	0	2	4	0	0	.111	
Olson, Tyler	0-1	6.06	6	3	0	0	0	16.1	18	18	11	3	0	7	16	1	0	.289	
Paxton, James	0-1	9.82	2	2	0	0	0	3.2	7	4	4	0	0	3	2	0	2	.412	
Pries, Jordan	1-1	4.26	2	2	0	0	0	12.2	16	7	6	1	0	4	6	0	0	.327	
Ramirez, J.C.	1-0	3.29	10	0	0	0	0	13.2	12	5	5	2	0	5	10	0	2	.255	
Ramirez, Jose	1-1	9.00	9	0	0	0	0	13.0	16	14	13	5	0	7	10	0	1	.308	
Rasmussen, Rob	0-0	0.00	1	0	0	0	0	1.0	0	0	0	0	0	0	0	0	0	.000	
Sampson, Adrian	2-3	6.82	6	6	0	0	0	34.1	50	31	26	4	0	7	24	0	1	.340	
Snow, Forrest	3-1	6.33	6	4	0	0	0	21.0	22	15	15	7	2	8	15	0	0	.259	
Wang, Chien-Ming	2-3	5.68	6	6	1	1	0	38.0	46	27	24	5	0	8	13	0	2	.297	
Zych, Tony	0-1	3.18	9	0	0	0	2	11.1	10	4	4	0	0	4	15	0	3	.233	
Team Total	13-17	5.21	30	30	1	1	3	260.2	296	171	151	29	8	82	198	3	20	.285	

SEPTEMBER

BATTERS	AVG	G	AB	R	H	2B	3B	HR	RBI	BB	SO	SB	CS	OBP	SLG	SF	SAC	E
Baron, Steve	.385	4	13	3	5	2	0	0	0	1	2	0	0	.429	.538	0	0	0
Blash, Jabari	.333	1	3	0	1	1	0	0	1	0	1	0	0	.333	.667	0	0	0
Bonilla, Leury	.208	6	24	2	5	0	0	0	2	1	2	0	0	.240	.208	0	0	1
Brady, Patrick	.231	7	26	3	6	1	0	0	2	1	7	0	0	.259	.269	0	0	2
Choi, Ji-Man	.182	7	22	1	4	1	0	0	6	2	4	0	1	.250	.227	0	0	1
Jones, James	.292	7	24	6	7	0	1	0	4	8	5	3	0	.455	.375	1	0	0
Kivlehan, Patrick	.367	7	30	3	11	2	0	0	3	1	5	1	0	.387	.433	0	0	0
Montero, Jesus	.556	5	18	6	10	1	0	2	10	2	2	0	1	.600	.944	0	0	1
Morban, Julio	.308	4	13	2	4	0	1	0	0	0	5	0	0	.308	.462	0	0	1
Paolini, Daniel	.077	5	13	1	1	0	0	0	0	3	7	0	0	.250	.077	0	0	1
Taylor, Chris	.379	7	29	7	11	2	1	0	2	3	2	1	1	.455	.517	0	0	0
Zunino, Mike	.207	7	29	4	6	2	0	0	3	0	7	0	0	.258	.276	0	0	0
Team Total	.291	7	244	38	71	12	3	2	33	22	49	5	3	.356	.389	1	0	7

PITCHERS	W-L	ERA	G	GS	CG	SHO	SV	IP	H	R	ER	HR	HB	BB	SO	BK	WP	AVG	OPP
Anderson, Matt	0-0	11.25	3	0	0	0	0	4.0	4	5	5	1	0	2	4	0	0	.267	
Bawcom, Logan	0-0	0.00	2	0	0	0	1	3.0	1	0	0	0	0	1	5	0	0	.091	
Beimel, Joe	0-0	0.00	2	0	0	0	0	1.2	6	2	2	0	0	1	2	0	0	.600	
Farquhar, Danny	0-0	0.00	2	0	0	0	0	2.1	2	1	0	0	0	0	2	0	0	.222	
Gaviglio, Sam	0-0	15.00	2	0	0	0	0	3.0	6	5	5	0	1	0	3	0	0	.400	
Kittredge, Andrew	0-0	7.71	2	0	0	0	0	2.1	3	2	2	0	0	2	1	0	1	.333	
Luetge, Lucas	1-0	3.38	1	0	0	0	0	2.2	3	1	1	0	0	1	4	0	0	.300	
Montgomery, Mike	0-0	6.00	1	1	0	0	0	6.0	6	5	4	1	0	3	6	0	0	.250	
Olson, Tyler	1-1	1.64	2	2	0	0	0	11.0	6	2	2	2	1	0	9	0	0	.154	
Paxton, James	0-0	6.00	1	1	0	0	0	3.0	5	2	2	0	0	0	2	0	0	.455	
Ramirez, J.C.	0-1	0.00	3	0	0	0	0	2.2	2	1	0	0	1	1	4	0	0	.182	
Sampson, Adrian	0-1	11.25	1	1	0	0	0	4.0	10	7	5	1	0	1	4	0	0	.435	
Schepel, Kyle	0-0	0.00	1	0	0	0	0	1.0	0	0	0	0	0	3	2	0	0	.000	
Snow, Forrest	0-1	5.40	1	1	0	0	0	5.0	7	4	3	0	0	2	4	0	0	.318	
Wang, Chien-Ming	1-0	3.38	1	1	0	0	0	8.0	10	3	3	0	0	2	5	0	1	.313	
Team Total	3-4	5.13	7	7	0	1	1	59.2	71	40	34	5	3	19	57	0	2	.291	

FRONT OFFICE

CHENEY STADIUM

COACHES/STAFF

2016 RAINIERS

2015 SEASON REVIEW

OPPONENTS

HISTORY & RECORDS
MEDIA & MISC.

BATTING TOTALS VS. RIGHT-HANDED AND LEFT-HANDED PITCHERS

VS. RIGHT-HANDED PITCHING

PLAYER	AVG	G	AB	R	H	2B	3B	HR	RBI	BB	SO	SB	CS	SLG	OBP
Baker, John	.160	50	3	8	2	0	0	3	1	9	0	0	0	.200	.173
Baron, Steve	.252	135	17	34	8	0	3	15	6	28	4	0	0	.378	.287
Blash, Jabari	.283	138	30	39	6	0	15	35	20	45	3	1	0	.652	.369
Bonilla, Leury	.238	202	21	48	6	2	3	15	11	37	3	2	2	.332	.284
Brady, Patrick	.224	58	6	13	2	0	1	2	4	11	4	2	0	.310	.274
Choi, Ji-Man	.267	45	7	12	4	0	1	13	9	12	0	0	0	.422	.389
Fernandez, Rafael	.000	1	0	0	0	0	0	0	0	1	0	0	0	.000	.000
Flores, Ramon	.439	41	8	18	5	0	0	3	9	4	0	0	0	.561	.540
Gutierrez, Franklin	.336	119	27	40	8	0	6	23	17	30	1	0	0	.555	.432
Hicks, John	.247	190	23	47	11	1	4	24	10	49	9	0	0	.379	.282
Jackson, Austin	.226	31	3	7	0	0	0	0	2	12	1	0	0	.226	.273
Jones, James	.294	180	36	53	11	6	1	20	29	22	20	1	0	.439	.392
Kivlehan, Patrick	.254	323	35	82	16	1	18	54	24	78	11	1	1	.477	.310
Kratz, Erik	.226	31	2	7	3	0	0	4	2	5	0	0	0	.323	.294
Landry, Leon	.267	146	27	39	4	0	7	24	16	24	11	3	0	.438	.333
Marte, Ketel	.314	175	30	55	8	2	1	18	11	24	12	2	0	.400	.349
Mejia, Erick	.000	3	0	0	0	0	0	0	0	1	0	0	0	.000	.000
Montero, Jesus	.351	262	45	92	13	5	8	51	14	52	2	1	0	.531	.379
Morales, Johmbeyker	.000	2	0	0	0	0	0	0	0	2	0	0	0	.000	.000
Morban, Julio	.194	36	4	7	0	2	1	6	4	9	1	0	0	.389	.275
O'Malley, Shawn	.277	206	36	57	7	4	3	22	10	36	15	3	0	.393	.320
Paolini, Daniel	.167	24	4	4	0	0	1	4	3	8	0	0	0	.292	.286
Peterson, D.J.	.250	12	0	3	1	0	0	0	0	2	0	1	0	.333	.250
Quentin, Carlos	.300	10	2	3	1	0	0	1	0	2	0	0	0	.400	.417
Rivero, Carlos	.232	220	17	51	7	1	3	20	15	57	2	0	0	.314	.279
Romero, Stefen	.282	323	51	91	24	3	11	54	23	60	6	1	0	.477	.331
Ruggiano, Justin	.319	119	17	38	6	0	5	15	14	32	4	3	0	.496	.404
Shank, Zach	.186	70	8	13	1	0	1	3	6	8	1	0	0	.243	.247
Sucre, Jesus	.316	19	3	6	0	0	0	2	2	7	0	0	0	.316	.381
Taylor, Chris	.301	216	32	65	12	5	2	19	35	41	10	6	0	.431	.402
Zunino, Mike	.321	28	5	9	1	0	2	5	0	7	0	0	0	.571	.367
Team Total	.276	3415	499	941	167	32	97	455	297	715	120	27	27	.428	.336

VS. LEFT-HANDED PITCHING

PLAYER	AVG	G	AB	R	H	2B	3B	HR	RBI	BB	SO	SB	CS	SLG	OBP
Baker, John	.167	12	1	2	0	0	0	2	1	4	0	0	0	.167	.231
Baron, Steve	.347	49	10	17	4	0	0	5	4	10	0	1	0	.429	.396
Blash, Jabari	.220	59	11	13	2	0	7	12	8	18	0	0	0	.610	.324
Bonilla, Leury	.279	86	12	24	1	1	1	6	9	12	1	3	0	.349	.347
Brady, Patrick	.429	21	3	9	3	0	0	4	1	5	1	0	0	.571	.455
Choi, Ji-Man	.417	12	1	5	0	0	0	3	1	2	0	1	0	.417	.462
Fernandez, Rafael	.000	1	0	0	0	0	0	0	0	1	0	0	0	.000	.000
Flores, Ramon	.364	11	3	4	1	0	2	4	2	2	0	0	0	1.000	.462
Gutierrez, Franklin	.279	61	7	17	4	0	1	8	6	13	1	0	0	.393	.343
Hicks, John	.241	108	16	26	4	0	2	11	7	22	0	2	0	.333	.282
Jackson, Austin	.429	7	1	3	1	0	0	1	2	0	0	0	0	.571	.556
Jones, James	.224	85	11	19	1	1	0	8	9	21	5	3	0	.259	.305
Kivlehan, Patrick	.262	149	23	39	9	0	4	19	12	35	3	2	0	.403	.319
Kratz, Erik	.125	8	1	1	1	0	0	1	1	2	0	0	0	.250	.222
Landry, Leon	.244	41	6	10	1	0	1	3	2	7	0	1	0	.341	.279
Marte, Ketel	.314	86	11	27	4	0	2	11	9	8	8	1	0	.430	.379
Mejia, Erick	.000	2	1	0	0	0	0	0	0	2	0	0	0	.000	.000
Montero, Jesus	.364	132	25	48	5	1	10	34	15	19	1	0	0	.644	.432
Morban, Julio	.235	17	2	4	1	0	0	2	9	0	0	0	0	.294	.316
O'Malley, Shawn	.337	104	14	35	4	1	2	17	9	11	5	4	0	.452	.395
Paolini, Daniel	.143	21	2	3	0	0	0	0	4	8	0	0	0	.143	.280
Peterson, D.J.	.000	2	0	0	0	0	0	0	0	1	0	0	0	.000	.000
Quentin, Carlos	.000	7	0	0	0	0	0	0	0	0	0	0	0	.000	.000
Rivero, Carlos	.302	116	17	35	6	0	5	20	5	16	0	0	0	.483	.328
Romero, Stefen	.314	153	26	48	13	1	6	25	6	25	4	0	0	.529	.340
Ruggiano, Justin	.250	60	10	15	3	0	5	14	9	19	2	1	0	.550	.348
Shank, Zach	.366	41	5	15	4	2	0	5	1	3	0	0	0	.561	.381
Sucre, Jesus	.000	4	1	0	0	0	0	0	1	1	0	0	0	.000	.200
Taylor, Chris	.299	127	24	38	8	1	2	13	15	20	6	2	0	.425	.373
Zunino, Mike	.308	13	2	4	1	0	1	3	0	1	0	0	0	.615	.308
Team Total	.289	1595	246	461	81	8	51	229	141	297	37	21	21	.446	.348

FRONT OFFICE

CHENEY STADIUM

COACHES/STAFF

2016 RAINIERS

2015 SEASON REVIEW

OPPONENTS

HISTORY & RECORDS

MEDIA & MISC.

PITCHING TOTALS VS. RIGHT-HANDED AND LEFT-HANDED HITTERS

VS. RIGHT-HANDED HITTING

PITCHER	W-L	ERA	IP	H	R	ER	HR	HB	BB	SO	WP	OPP AVG
Anderson, Matt	-	9.00	2.0	3	2	2	0	0	2	0	0	.333
Bawcom, Logan	-	3.97	47.2	49	24	21	3	1	12	43	3	.261
Beimel, Joe	-	6.00	3.0	4	2	2	0	0	1	2	1	.364
Cochran-Gill, Trey	-	0.00	1.1	2	0	0	0	0	0	2	0	.333
Elias, Roenis	-	8.43	47.0	65	47	44	8	4	12	31	5	.325
Farquhar, Danny	-	1.73	26.0	22	7	5	1	0	3	28	1	.229
Gaviglio, Sam	-	3.92	57.1	51	27	25	5	2	13	48	3	.233
Germano, Justin	-	2.61	51.2	44	17	15	6	4	7	40	0	.220
Gillheeny, James	-	11.05	14.2	24	19	18	5	1	5	11	3	.369
Gregg, Kevin	-	1.50	6.0	5	1	1	0	0	4	6	0	.238
Guaipé, Mayckol	-	2.35	30.2	31	10	8	2	1	4	23	1	.265
Hobson, Cam	-	12.60	5.0	8	8	7	1	1	2	5	0	.381
Iwakuma, Hisashi	-	1.35	6.2	4	1	1	0	0	1	6	0	.174
Kensing, Logan	-	1.74	20.2	17	6	4	1	1	6	20	1	.221
Kickham, Mike	-	7.31	16.0	16	13	13	3	0	17	8	0	.276
Kittredge, Andrew	-	6.00	24.0	29	16	16	4	1	5	18	0	.299
Landazuri, Stephen	-	10.80	33.1	55	43	40	5	9	12	19	1	.385
Leone, Dominic	-	2.70	6.2	4	2	2	0	0	3	6	0	.174
Lowe, Mark	-	0.00	5.2	2	0	0	0	0	0	6	0	.118
Luetge, Lucas	-	6.40	32.1	38	25	23	7	2	16	22	3	.290
Medina, Yoervis	-	3.86	2.1	1	1	1	1	0	0	2	0	.143
Montgomery, Mike	-	4.47	52.1	46	28	26	3	2	14	50	7	.236
Nuno, Vidal	-	7.20	5.0	5	4	4	1	0	0	6	1	.263
Olmos, Edgar	-	4.57	21.2	22	11	11	0	3	11	22	3	.262
Olson, Tyler	-	5.59	37.0	46	30	23	5	2	9	29	0	.299
Paxton, James	-	3.86	4.2	8	2	2	0	0	2	2	1	.421
Pineda, Rafael	-	0.00	1.0	0	0	0	0	0	0	0	0	.000
Pries, Jordan	-	4.36	43.1	48	23	21	3	3	14	30	3	.279
Ramirez, JC	-	4.35	10.1	13	5	5	2	1	4	12	2	.325
Ramirez, Jose	-	8.53	6.1	9	7	6	3	0	6	4	0	.333
Rasmussen, Rob	-	0.00	0.1	0	0	0	0	0	0	0	0	.000
Rollins, David	-	0.00	6.2	4	0	0	0	0	0	7	1	.174
Sampson, Adrian	-	7.59	21.1	31	24	18	2	0	6	17	1	.341
Saunders, Joe	-	2.70	6.2	7	2	2	1	0	4	5	0	.280
Schepel, Kyle	-	0.00	1.0	0	0	0	0	0	1	2	0	.000
Snow, Forrest	-	5.04	69.2	67	42	39	14	4	23	55	4	.249
Wang, Chien-Ming	-	2.21	36.2	47	12	9	0	0	7	9	2	.309
Wilhelmsen, Tom	-	0.00	2.0	2	0	0	0	0	1	2	0	.250
Zych, Tony	-	4.22	21.1	22	10	10	2	0	3	30	3	.268
Team Total	-	0.00	788.2	852	473		89	44	231	628	50	.275

VS. LEFT-HANDED HITTING

PITCHER	W-L	ERA	IP	H	R	ER	HR	HB	BB	SO	WP	OPP AVG
Anderson, Matt	-	13.50	2.0	1	3	3	1	0	0	4	0	.167
Bawcom, Logan	-	5.79	28.0	36	20	18	3	2	19	19	1	.316
Beimel, Joe	-	2.70	3.1	4	1	1	0	0	1	6	0	.267
Cochran-Gill, Trey	-	0.00	1.1	1	3	0	0	0	2	1	0	.200
Elias, Roenis	-	3.77	14.1	15	7	6	1	0	6	16	0	.259
Farquhar, Danny	-	6.00	12.0	18	10	8	2	0	7	13	0	.353
Gaviglio, Sam	-	6.70	44.1	51	37	33	11	2	23	31	1	.287
Germano, Justin	-	3.13	37.1	23	13	13	5	0	7	25	0	.173
Gillheeny, James	-	4.26	6.1	9	4	3	0	0	2	3	0	.333
Gregg, Kevin	-	5.40	3.1	3	2	2	0	0	1	2	0	.250
Guaipé, Mayckol	-	3.86	16.1	18	7	7	1	0	6	13	1	.277
Hobson, Cam	-	6.75	2.2	7	2	2	0	0	0	2	0	.500
Iwakuma, Hisashi	-	0.00	3.0	4	0	0	0	0	1	4	0	.308
Kensing, Logan	-	3.09	11.2	12	5	4	0	1	4	5	1	.273
Kickham, Mike	-	7.20	5.0	2	4	4	0	2	11	4	0	.125
Kittredge, Andrew	-	4.42	18.1	17	9	9	1	0	13	11	3	.246
Landazuri, Stephen	-	4.41	16.1	23	10	8	0	0	17	4	2	.359
Leone, Dominic	-	20.25	2.2	6	6	6	1	0	2	2	0	.429
Lowe, Mark	-	2.70	3.1	5	1	1	1	0	0	5	0	.333
Luetge, Lucas	-	3.24	16.2	19	6	6	1	1	7	15	1	.275
Medina, Yoervis	-	0.00	3.1	0	0	0	0	0	1	2	0	.000
Montgomery, Mike	-	2.77	13.0	13	4	4	0	1	5	8	0	.265
Nuno, Vidal	-	0.00	1.0	2	0	0	0	0	1	0	0	.400
Olmos, Edgar	-	1.59	11.1	10	3	2	0	3	2	12	0	.250
Olson, Tyler	-	2.08	17.1	15	10	4	2	0	8	24	0	.224
Paxton, James	-	18.00	2.0	4	4	4	0	0	1	2	1	.444
Pries, Jordan	-	6.00	45.0	48	32	30	7	1	13	30	0	.281
Ramirez, JC	-	0.00	7.2	4	1	0	0	0	3	6	0	.154
Ramirez, Jose	-	9.45	6.2	7	7	7	2	0	1	6	1	.280
Rasmussen, Rob	-	0.00	0.2	0	0	0	0	0	0	0	0	.000
Rollins, David	-	0.00	2.2	3	0	0	0	0	1	1	0	.300
Sampson, Adrian	-	6.88	17.0	29	14	13	3	0	2	11	0	.367
Saunders, Joe	-	10.38	4.1	4	5	5	0	1	0	7	0	.222
Snow, Forrest	-	2.98	51.1	51	17	17	8	1	18	41	2	.250
Wang, Chien-Ming	-	9.77	31.1	42	35	34	8	0	7	14	2	.321
Wilhelmsen, Tom	-	0.00	2.0	1	0	0	0	0	1	0	0	.167
Zych, Tony	-	1.74	10.1	12	2	2	0	2	6	7	1	.293
Team Total	-	0.00	477.0	521	285		58	17	202	356	17	.277

FRONT OFFICE

CHENEY STADIUM

COACHES/STAFF

2016 RAINIERS

2015 SEASON REVIEW

OPPONENTS

HISTORY & RECORDS

MEDIA & MISC.

HOME BATTING AND PITCHING TOTALS

HOME BATTING TOTALS

PLAYER	AVG	G	AB	R	H	2B	3B	HR	RBI	BB	SO	SB	CS	SLG	OBP	E
Baker, John	.148	8	27	1	4	2	0	0	3	2	7	0	0	.222	.200	0
Baron, Steve	.245	29	98	12	24	6	0	3	14	5	20	0	1	.398	.282	1
Blash, Jabari	.275	32	109	32	30	2	0	14	29	19	28	2	1	.679	.382	3
Bonilla, Leury	.242	38	128	17	31	2	2	3	12	8	24	0	4	.359	.297	5
Brady, Patrick	.281	10	32	5	9	2	0	0	1	3	8	4	0	.344	.343	1
Choi, Ji-Man	.480	7	25	4	12	3	0	1	10	4	4	0	0	.720	.552	1
Fernandez, Rafael	.000	1	2	0	0	0	0	0	0	0	2	0	0	.000	.000	0
Flores, Ramon	.429	9	35	6	15	3	0	2	4	7	3	0	0	.686	.524	0
Gutierrez, Franklin	.258	18	66	10	17	1	0	2	10	9	13	0	0	.364	.351	0
Hicks, John	.236	43	148	15	35	7	0	2	13	7	33	5	2	.324	.271	7
Jackson, Austin	.231	4	13	2	3	0	0	0	0	3	2	0	0	.231	.375	0
Jones, James	.261	33	111	17	29	5	1	1	10	16	18	9	2	.351	.364	0
Kivlehan, Patrick	.249	64	245	31	61	13	1	13	40	16	68	7	2	.469	.303	3
Kratz, Erik	.000	1	2	1	0	0	0	0	1	2	1	0	0	.000	.600	0
Landry, Leon	.243	31	103	19	25	4	0	4	13	8	20	4	2	.398	.289	0
Marte, Ketel	.301	35	136	22	41	8	1	3	18	11	16	10	2	.441	.349	7
Mejia, Erick	.000	1	1	1	0	0	0	0	0	0	0	0	0	.000	.000	0
Montero, Jesus	.328	48	186	24	61	8	1	8	41	15	32	2	0	.511	.374	2
Morales, Johmbeyker	.000	1	2	0	0	0	0	0	0	0	2	0	0	.000	.000	0
Morban, Julio	.207	9	29	4	6	1	0	1	4	5	10	0	0	.345	.324	0
O'Malley, Shawn	.345	45	148	26	51	4	1	5	19	10	20	10	4	.486	.395	3
Paolini, Daniel	.167	5	18	3	3	0	0	1	2	2	7	0	0	.333	.250	0
Quentin, Carlos	.143	2	7	1	1	1	0	0	0	0	1	0	0	.286	.143	0
Rivero, Carlos	.235	48	162	14	38	4	1	4	20	8	37	0	0	.346	.267	8
Romero, Stefan	.268	63	250	38	67	13	0	11	35	17	50	1	0	.452	.319	0
Ruggiano, Justin	.306	29	108	18	33	8	0	6	17	13	29	5	1	.546	.390	1
Shank, Zach	.242	21	62	4	15	3	1	0	4	5	8	1	0	.323	.294	3
Sucre, Jesus	.286	2	7	1	2	0	0	0	0	1	4	0	0	.286	.375	0
Taylor, Chris	.287	46	174	33	50	6	1	4	16	31	32	9	2	.402	.396	7
Zunino, Mike	.375	2	8	1	3	0	0	1	3	0	1	0	0	.750	.375	0
Team Total	.273	72	2442	362	666	106	10	89	339	227	500	69	23	.434	.337	56

HOME PITCHING TOTALS

PITCHERS	W-L	ERA	G	GS	CG	SHO	SV	IP	H	R	ER	HR	HB	BB	SO	WP	OPP	AVG
Bawcom, Logan	2-1	3.93	22	0	0	0	0	36.2	34	17	16	4	3	16	33	3	2.45	
Beimel, Joe	0-0	2.45	3	0	0	0	0	3.2	2	1	1	0	0	1	3	1	1.54	
Elias, Roenis	2-1	6.29	6	6	0	0	0	34.1	46	27	24	5	2	7	24	4	3.15	
Farquhar, Danny	0-1	3.09	17	1	0	0	1	23.1	25	11	8	2	0	6	25	1	2.72	
Gaviglio, Sam	5-3	3.97	11	9	0	0	0	56.2	49	28	25	7	0	21	44	2	2.27	
Germano, Justin	3-1	1.42	8	5	1	1	0	44.1	32	7	7	3	2	8	34	0	1.99	
Gillheeny, James	1-2	9.64	3	3	0	0	0	14.0	24	15	15	4	0	5	6	1	3.87	
Gregg, Kevin	0-0	3.38	3	0	0	0	0	5.1	6	2	2	0	0	2	4	0	2.73	
Guaipé, Mayckol	0-2	1.65	21	0	0	0	3	27.1	20	5	5	0	1	8	24	1	2.11	
Hobson, Cam	0-0	5.79	3	0	0	0	0	4.2	6	4	3	0	1	2	4	0	3.16	
Iwakuma, Hisashi	1-0	0.93	2	2	0	0	0	9.2	8	1	1	0	0	2	10	0	2.22	
Kensing, Logan	0-0	1.84	10	0	0	0	0	14.2	12	4	3	0	0	8	12	0	2.26	
Kickham, Mike	0-2	6.17	3	3	0	0	0	11.2	7	8	8	3	1	19	8	0	1.71	
Kittredge, Andrew	0-1	3.09	11	1	0	0	0	23.1	22	8	8	2	1	5	16	0	2.44	
Landazuri, Stephen	1-1	6.04	5	5	0	0	0	22.1	29	20	15	1	6	15	9	3	3.30	
Leone, Dominic	0-1	15.43	2	0	0	0	0	2.1	6	4	4	0	0	1	4	0	4.62	
Lowe, Mark	0-0	0.00	3	0	0	0	1	4.0	2	0	0	0	0	0	7	0	1.43	
Luetge, Lucas	2-1	4.61	14	0	0	0	1	27.1	25	14	14	5	3	14	20	2	2.43	
Medina, Yoervis	1-0	0.00	2	0	0	0	0	2.2	0	0	0	0	0	1	1	0	0.00	
Montgomery, Mike	1-2	6.23	3	3	0	0	0	13.0	10	9	9	0	1	9	13	3	2.13	
Olmos, Edgar	1-0	3.38	11	1	0	0	1	18.2	13	8	7	0	5	11	21	1	2.06	
Olson, Tyler	1-2	6.16	14	2	0	0	0	19.0	30	24	13	2	1	11	25	0	3.45	
Paxton, James	0-1	9.82	2	2	0	0	0	3.2	7	4	4	0	0	3	2	2	4.12	
Pineda, Rafael	0-0	0.00	1	0	0	0	0	1.0	0	0	0	0	0	1	0	0	0.00	
Pries, Jordan	4-3	5.60	10	10	0	0	0	54.2	60	36	34	6	4	17	40	3	2.83	
Ramirez, JC	1-0	2.08	7	0	0	0	0	8.2	7	2	2	1	0	4	7	1	2.41	
Ramirez, Jose	1-0	7.71	6	0	0	0	0	9.1	9	9	8	3	0	5	6	0	2.50	
Rollins, David	0-0	0.00	5	0	0	0	0	7.1	4	0	0	0	0	0	8	0	1.60	
Sampson, Adrian	1-2	6.65	4	4	0	0	0	23.0	36	20	17	3	0	6	17	1	3.60	
Saunders, Joe	0-1	9.00	2	0	0	0	0	4.0	5	4	4	0	0	1	3	0	2.78	
Snow, Forrest	8-4	4.11	16	10	0	0	0	70.0	58	34	32	18	1	24	60	4	2.21	
Wang, Chien-Ming	0-3	10.33	5	5	0	0	0	27.0	50	33	31	8	0	6	5	1	3.94	
Zych, Tony	0-1	2.21	15	0	0	0	2	20.1	15	5	5	0	1	6	26	1	2.08	
Team Total	36-36	4.52	72	72	1	6	9	651.0	662	367	327	78	35	246	521	35	.263	

FRONT OFFICE

CHENEY STADIUM

COACHES/STAFF

2016 RAINIERS

2015 SEASON REVIEW

OPPONENTS

HISTORY & RECORDS

MEDIA & MISC.

ROAD BATTING AND PITCHING TOTALS

ROAD BATTING TOTALS

PLAYER	AVG	G	AB	R	H	2B	3B	HR	RBI	BB	SO	SB	CS	SLG	OBP	E
Baker, John	.171	9	35	3	6	0	0	0	2	0	6	0	0	.171	.171	0
Baron, Steve	.314	24	86	15	27	6	0	0	6	5	18	4	0	.384	.355	2
Blash, Jabari	.250	24	88	9	22	6	0	8	18	9	35	1	0	.591	.320	0
Bonilla, Leury	.256	49	160	16	41	5	1	1	9	12	25	4	1	.319	.308	7
Brady, Patrick	.277	13	47	4	13	3	0	1	5	2	8	1	2	.404	.306	3
Choi, Ji-Man	.156	11	32	4	5	1	0	0	6	6	10	0	1	.188	.289	1
Flores, Ramon	.412	5	17	5	7	3	0	0	3	4	3	0	0	.588	.524	0
Gutierrez, Franklin	.351	30	114	24	40	11	0	5	21	14	30	2	0	.579	.432	0
Hicks, John	.253	40	150	24	38	8	1	4	22	10	38	4	0	.400	.293	5
Jackson, Austin	.280	5	25	2	7	1	0	0	1	1	10	1	0	.320	.308	0
Jones, James	.279	39	154	30	43	7	6	0	18	22	25	16	2	.403	.365	1
Kivlehan, Patrick	.264	59	227	27	60	12	0	9	33	20	45	7	1	.436	.323	8
Kratz, Erik	.216	9	37	2	8	4	0	0	4	1	6	0	0	.324	.237	0
Landry, Leon	.286	26	84	14	24	1	0	4	14	10	11	7	2	.440	.361	1
Marte, Ketel	.328	30	125	19	41	4	1	0	11	9	16	10	1	.376	.370	3
Mejia, Erick	.000	3	4	0	0	0	0	0	0	0	3	0	0	.000	.000	0
Montero, Jesus	.380	50	208	46	79	10	5	10	44	14	39	1	1	.620	.419	4
Morban, Julio	.208	7	24	2	5	0	2	0	2	1	8	1	0	.375	.240	1
O'Malley, Shawn	.253	44	162	24	41	7	4	0	20	9	27	10	3	.346	.299	4
Paolini, Daniel	.148	10	27	3	4	0	0	0	2	5	9	0	0	.148	.303	1
Peterson, D.J.	.214	4	14	0	3	1	0	0	0	0	3	0	1	.286	.214	1
Quentin, Carlos	.200	3	10	1	2	0	0	0	1	0	1	0	0	.200	.333	0
Rivero, Carlos	.276	48	174	20	48	9	0	4	20	12	36	2	0	.397	.321	10
Romero, Stefen	.319	53	226	39	72	24	4	6	44	12	35	9	1	.540	.350	0
Ruggiano, Justin	.282	20	71	9	20	1	0	4	12	10	22	1	3	.465	.378	0
Shank, Zach	.265	12	49	9	13	2	1	1	4	2	3	0	0	.408	.294	1
Sucre, Jesus	.250	4	16	3	4	0	0	0	2	2	4	0	0	.250	.333	1
Taylor, Chris	.314	40	169	23	53	14	5	0	16	19	29	7	6	.456	.386	7
Zunino, Mike	.303	8	33	6	10	2	0	2	5	0	7	0	0	.545	.343	0
Team Total	.287	72	2568	383	736	142	30	59	345	211	512	88	25	.434	.342	66

ROAD PITCHING TOTALS

PITCHERS	W-L	ERA	G	GS	CG	SHO	SV	IP	H	R	ER	HR	HB	BB	SO	WP	OPP	AVG
Anderson, Matt	0-0	11.25	3	0	0	0	0	4.0	4	5	5	1	0	2	4	0	267	.267
Bawcom, Logan	0-3	5.31	23	1	0	0	2	39.0	51	27	23	2	0	15	29	1	313	.313
Beimel, Joe	1-0	6.75	3	0	0	0	0	2.2	6	2	2	0	0	1	5	0	462	.462
Cochran-Gill, Trey	0-1	0.00	1	1	0	0	0	2.2	3	3	0	0	0	2	3	0	273	.273
Elias, Roenis	2-1	8.67	6	6	0	0	0	27.0	34	27	26	4	2	11	23	1	304	.304
Farquhar, Danny	1-0	3.07	10	0	0	0	2	14.2	15	6	5	1	0	4	16	0	273	.273
Gaviglio, Sam	3-4	6.60	10	8	0	0	0	45.0	53	36	33	9	4	15	35	2	293	.293
Germano, Justin	4-2	4.23	10	6	0	0	0	44.2	35	23	21	8	2	6	31	0	203	.203
Gillheeny, James	0-1	7.71	2	2	0	0	0	7.0	9	8	6	1	1	2	8	2	300	.300
Gregg, Kevin	0-0	2.25	4	0	0	0	0	4.0	2	1	1	0	0	3	4	0	182	.182
Guaipae, Mayckol	0-2	4.58	17	0	0	0	2	19.2	29	12	10	3	0	2	12	1	333	.333
Hobson, Cam	0-1	18.00	1	0	0	0	0	3.0	9	6	6	1	0	0	3	0	563	.563
Kensing, Logan	2-0	2.55	9	0	0	0	1	17.2	17	7	5	1	2	2	13	2	250	.250
Kickham, Mike	0-0	8.68	2	2	0	0	0	9.1	11	9	9	0	1	9	4	0	333	.333
Kittredge, Andrew	0-0	8.05	10	1	0	0	0	19.0	24	17	17	3	0	13	13	3	316	.316
Landazuri, Stephen	0-3	10.87	6	6	0	0	0	27.1	49	33	33	4	3	14	14	0	412	.412
Leone, Dominic	1-0	5.14	6	0	0	0	1	7.0	4	4	1	0	0	4	4	0	167	.167
Lowe, Mark	0-1	1.80	4	0	0	0	0	5.0	5	1	1	0	0	4	4	0	278	.278
Luetge, Lucas	1-1	6.23	15	0	0	0	1	21.2	32	17	15	3	0	9	17	2	330	.330
Medina, Yoervis	0-0	3.00	2	0	0	0	1	3.0	1	1	1	0	0	0	3	0	100	.100
Montgomery, Mike	3-1	3.61	8	8	0	0	0	52.1	49	23	21	3	2	10	45	4	249	.249
Nuno, Vidal	1-0	6.00	1	1	0	0	0	6.0	7	4	4	1	0	1	6	1	292	.292
Olmos, Edgar	0-1	3.77	9	1	0	0	0	14.1	19	6	6	0	1	2	13	2	311	.311
Olson, Tyler	2-3	3.57	11	4	0	0	1	35.1	31	16	14	5	1	6	28	0	231	.231
Paxton, James	0-0	6.00	1	1	0	0	0	3.0	5	2	2	0	0	0	2	0	455	.455
Pries, Jordan	3-1	4.54	6	6	0	0	0	33.2	36	19	17	4	0	10	20	0	275	.275
Ramirez, JC	0-1	2.89	7	0	0	0	0	9.1	10	4	3	1	1	3	11	1	270	.270
Ramirez, Jose	0-1	12.27	3	0	0	0	0	3.2	7	5	5	2	0	2	4	1	438	.438
Rasmussen, Rob	0-0	0.00	1	0	0	0	0	1.0	0	0	0	0	0	0	0	0	000	.000
Rollins, David	0-0	0.00	2	0	0	0	0	2.0	3	0	0	0	0	1	0	1	375	.375
Sampson, Adrian	1-2	8.22	3	3	0	0	0	15.1	24	18	14	2	0	2	11	0	343	.343
Saunders, Joe	0-2	3.86	4	0	0	0	0	7.0	6	3	3	1	1	3	9	0	240	.240
Schepel, Kyle	0-0	0.00	1	0	0	0	0	1.0	0	0	0	0	0	3	2	0	000	.000
Snow, Forrest	2-5	4.24	13	10	0	0	1	51.0	60	25	24	4	4	17	36	2	286	.286
Wang, Chien-Ming	4-2	2.63	6	5	1	1	0	41.0	39	14	12	0	0	8	18	3	250	.250
Wilhelmsen, Tom	0-0	0.00	4	0	0	0	1	4.0	3	0	0	0	0	2	2	0	214	.214
Zych, Tony	1-1	5.56	10	0	0	0	2	11.1	19	7	7	2	1	3	11	3	373	.373
Team Total	32-40	5.20	72	72	1	2	15	614.2	711	391	355	69	26	187	463	32	289	

FRONT OFFICE

CHENEY STADIUM

COACHES/STAFF

2016 RAINIERS

2015 SEASON REVIEW

OPPONENTS

HISTORY & RECORDS

MEDIA & MISC.

SITUATIONAL BATTING TOTALS

LEADING OFF AN INNING

PLAYER	AVG	AB	H	2B	3B	HR	RBI	BB	SO	OBP	SLG
Baker, John	.188	16	3	1	0	0	0	1	3	.235	.250
Baron, Steve	.319	47	15	3	0	0	0	2	13	.347	.383
Blash, Jabari	.171	41	7	2	0	3	3	9	13	.320	.439
Bonilla, Leury	.271	70	19	5	0	1	1	6	11	.329	.386
Brady, Patrick	.125	8	1	0	0	0	0	1	2	.222	.125
Choi, Ji-Man	.429	7	3	1	0	0	0	1	2	.500	.571
Fernandez, Rafael	.000	1	0	0	0	0	0	0	1	.000	.000
Flores, Ramon	.520	25	13	3	0	1	1	1	1	.538	.760
Gutierrez, Franklin	.350	40	14	3	0	2	2	3	6	.395	.575
Hicks, John	.273	66	18	3	0	1	1	5	18	.324	.364
Jackson, Austin	.231	13	3	0	0	0	0	2	3	.333	.231
Jones, James	.259	85	22	6	1	1	1	12	17	.351	.388
Kivlehan, Patrick	.248	121	30	6	0	5	5	8	31	.300	.421
Kratz, Erik	.273	11	3	1	0	0	0	0	3	.273	.364
Kratz, Erik	.208	24	5	1	0	1	1	0	4	.208	.375
Landry, Leon	.297	37	11	1	0	4	4	1	6	.316	.649
Marte, Ketel	.328	61	20	5	1	1	1	7	8	.397	.492
Montero, Jesus	.324	74	24	3	1	4	4	4	11	.367	.554
Morban, Julio	.333	9	3	0	0	0	0	1	3	.400	.333
O'Malley, Shawn	.338	80	27	4	2	0	0	3	13	.361	.438
Paolini, Daniel	.125	16	2	0	0	0	0	1	7	.176	.125
Peterson, D.J.	.250	4	1	0	0	0	0	0	1	.250	.250
Quentin, Carlos	.000	1	0	0	0	0	0	0	0	.500	.000
Rivero, Carlos	.185	65	12	3	0	1	1	4	17	.232	.277
Romero, Stefan	.272	92	25	4	1	4	4	3	16	.302	.467
Ruggiano, Justin	.273	44	12	2	0	1	1	3	11	.319	.386
Shank, Zach	.143	35	5	1	1	0	0	1	4	.167	.229
Sucre, Jesus	.333	6	2	0	0	0	0	1	2	.429	.333
Taylor, Chris	.327	98	32	7	4	1	1	10	12	.400	.510
Zunino, Mike	.250	4	1	0	0	0	0	0	1	.250	.250
Team Total	.279	1177	328	64	11	30	30	90	236	.333	.428

RUNNERS ON BASE

PLAYER	AVG	AB	H	2B	3B	HR	RBI	BB	SO	OBP	SLG
Baker, John	.240	25	6	1	0	0	5	0	7	.231	.280
Baron, Steve	.253	75	19	5	0	2	19	3	12	.288	.400
Blash, Jabari	.253	87	22	2	0	9	34	12	32	.343	.586
Bonilla, Leury	.236	140	33	2	1	1	18	8	24	.282	.286
Brady, Patrick	.267	45	12	3	0	0	5	1	11	.283	.333
Choi, Ji-Man	.400	30	12	2	0	1	16	8	7	.526	.567
Flores, Ramon	.313	16	5	2	0	1	6	5	4	.476	.625
Gutierrez, Franklin	.311	90	28	6	0	5	29	13	27	.402	.544
Hicks, John	.273	132	36	10	1	3	32	9	31	.310	.432
Jackson, Austin	.200	15	3	1	0	0	1	2	6	.294	.267
Jones, James	.290	107	31	4	4	0	27	16	17	.386	.402
Kivlehan, Patrick	.269	219	59	12	1	9	60	20	46	.329	.457
Kratz, Erik	.188	16	3	2	0	0	5	0	1	.235	.313
Kratz, Erik	.195	41	8	3	0	2	15	2	6	.244	.415
Landry, Leon	.241	83	20	4	0	3	22	9	15	.299	.398
Marte, Ketel	.350	100	35	3	0	1	27	8	15	.387	.410
Mejia, Erick	.000	3	0	0	0	0	0	0	2	.000	.000
Montero, Jesus	.389	208	81	9	3	11	78	18	38	.431	.620
Morales, Johmbeyker	.000	1	0	0	0	0	0	0	1	.000	.000
Morban, Julio	.190	21	4	0	1	1	6	2	8	.261	.429
O'Malley, Shawn	.328	125	41	4	2	3	37	10	20	.386	.464
Paolini, Daniel	.250	12	3	0	0	1	4	4	4	.438	.500
Peterson, D.J.	.167	6	1	1	0	0	0	0	1	.167	.333
Quentin, Carlos	.125	8	1	0	0	0	1	0	0	.125	.125
Rivero, Carlos	.287	157	45	4	1	3	35	10	33	.320	.382
Romero, Stefan	.311	238	74	23	2	8	70	16	39	.350	.525
Ruggiano, Justin	.293	92	27	4	0	6	25	14	22	.398	.533
Shank, Zach	.378	45	17	2	1	0	7	4	4	.420	.467
Sucre, Jesus	.214	14	3	0	0	0	2	1	4	.267	.214
Taylor, Chris	.281	139	39	4	0	2	30	21	29	.373	.353
Zunino, Mike	.263	19	5	4	0	0	5	0	3	.300	.263
Team Total	.293	2268	665	110	17	70	606	214	463	.353	.449

FRONT OFFICE

CHENEY STADIUM

COACHES/STAFF

2016 RAINIERS

2015 SEASON REVIEW

OPPONENTS

HISTORY & RECORDS

MEDIA & MISC.

SITUATIONAL BATTING TOTALS

PLAYER	BASES LOADED										
	AVG	AB	H	2B	3B	HR	RBI	BB	SO	OBP	SLG
Baker, John	.000	2	0	0	0	0	0	0	1	.000	.000
Baron, Steve	.000	4	0	0	0	0	0	0	0	.000	.000
Blash, Jabari	.250	4	1	0	0	0	1	0	2	.250	.250
Bonilla, Leury	.250	8	2	0	0	0	2	0	2	.250	.250
Brady, Patrick	.333	3	1	0	0	0	1	0	1	.333	.333
Choi, Ji-Man	.800	5	4	1	0	1	11	0	0	.800	1.600
Flores, Ramon	.000	1	0	0	0	0	1	1	1	.500	.000
Gutierrez, Franklin	.333	6	2	0	0	0	3	0	3	.333	.333
Hicks, John	.200	5	1	0	0	0	7	1	0	.250	.200
Jackson, Austin	.000	1	0	0	0	0	0	0	1	.000	.000
Jones, James	.400	5	2	0	0	0	5	1	1	.429	.400
Kivlehan, Patrick	.200	15	3	1	0	0	8	1	2	.250	.267
Kratz, Erik		0	0	0	0	0	1	0	0	1.000	
Landry, Leon	.250	4	1	0	0	0	4	0	1	.167	.250
Marte, Ketel	.286	7	2	0	0	0	6	1	0	.375	.286
Montero, Jesus	.286	14	4	0	0	1	10	0	5	.267	.500
Morban, Julio	.000	2	0	0	0	0	0	0	1	.000	.000
O'Malley, Shawn	.333	3	1	0	0	0	6	3	0	.571	.333
Paoletti, Daniel	.000	1	0	0	0	0	0	0	1	.000	.000
Rivero, Carlos	.333	9	3	0	0	0	7	0	2	.300	.333
Romero, Stefan	.333	12	4	3	0	0	10	0	2	.286	.583
Ruggiano, Justin	.000	2	0	0	0	0	1	1	0	.333	.000
Shank, Zach	.143	7	1	0	0	0	1	0	0	.143	.143
Taylor, Chris	.273	11	3	1	0	0	7	1	2	.333	.364
Zunino, Mike	1.000	2	2	0	0	0	3	0	0	1.000	1.000
Team Total	.278	133	37	6	0	2	95	10	28	.312	.368

PLAYER	RUNNERS IN SCORING POSITION										
	AVG	AB	H	2B	3B	HR	RBI	BB	SO	OBP	SLG
Baker, John	.231	13	3	0	0	0	4	0	2	.214	.231
Baron, Steve	.231	52	12	3	0	2	18	2	9	.255	.404
Blash, Jabari	.286	56	16	2	0	5	26	11	21	.391	.589
Bonilla, Leury	.277	94	26	2	1	1	18	6	18	.327	.351
Brady, Patrick	.261	23	6	2	0	0	5	1	6	.292	.348
Choi, Ji-Man	.455	22	10	2	0	1	16	5	5	.556	.682
Flores, Ramon	.375	8	3	2	0	0	4	5	2	.615	.625
Gutierrez, Franklin	.333	57	19	5	0	3	25	10	17	.429	.579
Hicks, John	.263	76	20	5	1	3	32	5	18	.294	.474
Jackson, Austin	.182	11	2	1	0	0	1	2	5	.308	.273
Jones, James	.322	59	19	1	3	0	25	11	11	.425	.441
Kivlehan, Patrick	.252	139	35	7	0	4	47	14	28	.314	.388
Kratz, Erik	.300	10	3	2	0	0	5	0	1	.364	.500
Landry, Leon	.250	48	12	2	0	2	20	7	7	.317	.417
Marte, Ketel	.407	59	24	3	0	1	27	5	10	.433	.508
Mejia, Erick	.000	2	0	0	0	0	0	0	2	.000	.000
Montero, Jesus	.379	132	50	7	2	7	69	13	27	.424	.621
Morban, Julio	.308	13	4	0	1	1	6	1	4	.357	.692
O'Malley, Shawn	.321	78	25	3	1	1	32	9	15	.389	.423
Paoletti, Daniel	.250	8	2	0	0	0	2	1	3	.333	.250
Peterson, D.J.	.000	4	0	0	0	0	0	0	1	.000	.000
Quentin, Carlos	.167	6	1	0	0	0	1	0	0	.167	.167
Rivero, Carlos	.267	86	23	1	1	3	34	8	22	.313	.407
Romero, Stefan	.294	143	42	14	2	5	62	13	24	.341	.524
Ruggiano, Justin	.315	54	17	2	0	4	21	9	13	.422	.574
Shank, Zach	.269	26	7	0	1	0	6	3	3	.333	.346
Sucre, Jesus	.182	11	2	0	0	0	2	1	3	.250	.182
Taylor, Chris	.309	81	25	2	0	2	28	19	17	.436	.407
Zunino, Mike	.308	13	4	0	0	0	5	0	3	.357	.308
Team Total	.298	1384	412	68	13	45	541	161	297	.364	.463

FRONT OFFICE

CHENEY STADIUM

COACHES/STAFF

2016 RAINIERS

2015 SEASON REVIEW

OPPONENTS

HISTORY & RECORDS

MEDIA & MISC.

SITUATIONAL BATTING TOTALS

PLAYER	RUNNERS IN SCORING POSITION W/ 2 OUTS										OBP	SLG
	AVG	AB	H	2B	3B	HR	RBI	BB	SO			
Baker, John	.200	5	1	0	0	0	1	0	1	.200	.200	
Baron, Steve	.261	23	6	1	0	1	7	1	5	.292	.435	
Blash, Jabari	.267	30	8	2	0	3	11	5	10	.371	.633	
Bonilla, Leury	.163	43	7	2	1	1	8	2	9	.217	.326	
Brady, Patrick	.300	10	3	1	0	0	2	0	1	.300	.400	
Choi, Ji-Man	.222	9	2	0	0	0	2	1	3	.300	.222	
Flores, Ramon	.250	4	1	1	0	0	1	2	1	.500	.500	
Gutierrez, Franklin	.222	27	6	3	0	1	6	5	10	.344	.444	
Hicks, John	.333	33	11	4	1	1	16	3	7	.389	.606	
Jackson, Austin	.000	6	0	0	0	0	0	1	3	.143	.000	
Jones, James	.333	27	9	0	3	0	12	5	6	.455	.556	
Kivlehan, Patrick	.217	69	15	2	0	1	20	8	12	.299	.290	
Kratz, Erik	.429	7	3	2	0	0	4	0	1	.429	.714	
Landry, Leon	.107	28	3	1	0	0	2	2	3	.167	.143	
Marte, Ketel	.286	21	6	0	0	1	7	2	5	.348	.429	
Mejia, Erick	.000	1	0	0	0	0	0	0	1	.000	.000	
Montero, Jesus	.358	67	24	2	2	7	37	5	13	.403	.761	
Morban, Julio	.333	9	3	0	1	1	6	1	1	.400	.889	
O'Malley, Shawn	.368	38	14	2	1	1	17	6	7	.455	.553	
Paolini, Daniel	.200	5	1	0	0	0	1	1	2	.333	.200	
Peterson, D.J.	.000	3	0	0	0	0	0	0	1	.000	.000	
Quentin, Carlos	.250	4	1	0	0	0	1	0	0	.250	.250	
Rivero, Carlos	.256	39	10	0	0	3	16	5	10	.341	.487	
Romero, Stefan	.280	50	14	3	0	3	20	5	11	.345	.520	
Ruggiano, Justin	.310	29	9	2	0	2	14	7	9	.444	.586	
Shank, Zach	.364	11	4	0	1	0	3	1	1	.417	.545	
Sucre, Jesus	.400	5	2	0	0	0	1	0	1	.400	.400	
Taylor, Chris	.278	36	10	1	0	0	8	9	4	.422	.306	
Zunino, Mike	.143	7	1	0	0	0	1	0	3	.143	.143	
Team Total	.269	646	174	29	10	26	224	77	141	.349	.466	

SITUATIONAL PITCHING TOTALS

VS. HITTER LEADING OFF AN INNING

PLAYER	OPP	AB	H	HR	R	ER	HB	BB	SO
	AVG								
Anderson, Matt	.000	2	0	0	0	0	0	2	0
Bawcon, Logan	.359	64	23	1	1	1	1	4	11
Beimel, Joe	.200	5	1	0	0	0	0	1	2
Cochran-Gill, Trey	.000	2	0	0	0	0	0	1	1
Elias, Roenis	.283	60	17	4	4	4	0	5	13
Farquhar, Danny	.375	32	12	0	0	0	0	3	8
Gaviglio, Sam	.316	95	30	7	7	7	1	8	12
Germano, Justin	.163	86	14	3	3	3	1	1	18
Gillheaney, James	.350	20	7	2	2	2	0	3	5
Gregg, Kevin	.444	9	4	0	0	0	0	0	2
Guaibe, Mayckol	.326	43	14	1	1	1	0	1	9
Hobson, Cam	.571	7	4	0	0	0	0	0	1
Iwakuma, Hisashi	.200	10	2	0	0	0	0	0	3
Kensing, Logan	.320	25	8	0	0	0	1	1	2
Kickham, Mike	.333	12	4	1	1	1	1	10	1
Kittredge, Andrew	.316	38	12	0	0	0	0	2	4
Landazuri, Stephen	.295	44	13	2	2	2	2	7	3
Leone, Dominic	.125	8	1	0	0	0	0	2	4
Lowe, Mark	.333	9	3	1	1	1	0	0	1
Luetge, Lucas	.293	41	12	0	0	0	0	4	11
Medina, Yoervis	.000	5	0	0	0	0	0	0	0
Montgomery, Mike	.177	62	11	0	0	0	0	6	11
Nuno, Vidal	.333	6	2	0	0	0	0	0	2
Olmos, Edgar	.138	29	4	0	0	0	2	3	9
Olson, Tyler	.259	54	14	1	1	1	0	3	12
Paxton, James	.286	7	2	0	0	0	0	0	1
Pries, Jordan	.294	85	25	1	1	1	0	9	16
Ramirez, JC	.438	16	7	1	1	1	0	1	1
Ramirez, Jose	.308	13	4	2	2	2	0	0	0
Rasmussen, Rob	.000	1	0	0	0	0	0	0	0
Rollins, David	.333	9	3	0	0	0	0	0	2
Sampson, Adrian	.297	37	11	0	0	0	0	3	5
Saunders, Joe	.200	10	2	1	1	1	1	1	1
Snow, Forrest	.254	114	29	9	9	9	2	9	20
Wang, Chien-Ming	.308	65	20	1	1	1	0	4	5
Wilhelmsen, Tom	.000	4	0	0	0	0	0	0	0
Zych, Tony	.179	28	5	0	0	0	1	1	9
Team Total	.277	1159	321	38	38	38	14	97	205

FRONT OFFICE

CHENEY STADIUM

COACHES/STAFF

2016 RAINIERS

2015 SEASON REVIEW

OPPONENTS

HISTORY & RECORDS

MEDIA & MISC.

SITUATIONAL PITCHING TOTALS

RUNNERS ON BASE

PLAYER	OPP AVG	AB	H	HR	R	ER	HB	BB	SO
Anderson, Matt	.667	6	4	1	5	5	0	0	1
Bawcom, Logan	.284	162	46	2	40	35	0	16	34
Beimel, Joe	.286	14	4	0	3	3	0	1	3
Cochran-Gill, Trey	.143	7	1	0	3	0	0	1	2
Elias, Roenis	.342	117	40	1	46	42	2	8	21
Farquhar, Danny	.280	75	21	3	17	13	0	4	19
Gaviglio, Sam	.269	171	46	6	54	48	2	14	34
Germano, Justin	.234	111	26	5	24	22	0	6	19
Gillheaney, James	.364	44	16	1	19	17	1	3	7
Gregg, Kevin	.250	16	4	0	3	3	0	2	2
Guaipé, Mayckol	.256	86	22	2	16	14	1	7	15
Hobson, Cam	.455	22	10	1	10	9	1	2	3
Iwakuma, Hisashi	.071	14	1	0	1	1	0	0	3
Kensing, Logan	.234	64	15	1	11	8	0	6	13
Kickham, Mike	.204	49	10	1	15	15	0	13	6
Kittredge, Andrew	.303	76	23	4	24	24	1	12	18
Landazuri, Stephen	.398	108	43	3	51	46	5	14	12
Leone, Dominic	.412	17	7	1	8	8	0	1	3
Lowe, Mark	.167	12	2	0	0	0	0	0	6
Luetge, Lucas	.291	103	30	5	28	26	2	13	17
Medina, Yoervis	.000	3	0	0	0	0	0	0	0
Montgomery, Mike	.284	95	27	1	30	28	2	6	24
Nuno, Vidal	.400	10	4	1	4	4	0	0	2
Olmos, Edgar	.262	61	16	0	14	13	1	7	16
Olson, Tyler	.278	90	25	3	36	23	2	9	20
Paxton, James	.462	13	6	0	6	6	0	2	1
Pineda, Rafael	.000	2	0	0	0	0	0	0	0
Pries, Jordan	.313	144	45	6	51	47	2	8	21
Ramirez, JC	.286	28	8	0	4	3	0	5	11
Ramirez, Jose	.400	20	8	3	12	11	0	3	3
Rollins, David	.154	13	2	0	0	0	0	0	3
Sampson, Adrian	.392	79	31	3	36	29	0	5	16
Saunders, Joe	.316	19	6	0	6	6	0	2	7
Schepel, Kyle	.000	3	0	0	0	0	0	2	2
Snow, Forrest	.263	194	51	7	44	41	3	20	43
Wang, Chien-Ming	.333	126	42	6	45	41	0	5	10
Wilhelmsen, Tom	.143	7	1	0	0	0	0	0	1
Zych, Tony	.296	54	16	1	11	11	0	4	18
Team Total	.295	2244	661	69	680		25	202	436

BASES LOADED

PLAYER	OPP AVG	AB	H	HR	R	ER	HB	BB	SO
Bawcom, Logan	.357	14	5	0	8	5	0	0	3
Beimel, Joe	.000	1	0	0	0	0	0	0	0
Cochran-Gill, Trey	1.000	1	1	0	2	0	0	0	0
Elias, Roenis	.167	6	1	0	4	4	0	0	1
Gaviglio, Sam	.333	9	3	2	18	15	0	1	2
Germano, Justin	.333	3	1	1	4	4	0	1	0
Gillheaney, James	.500	2	1	0	2	2	0	0	0
Guaipé, Mayckol	.333	3	1	0	2	2	0	1	1
Hobson, Cam	.333	3	1	0	2	2	0	0	1
Kensing, Logan	.250	8	2	0	1	0	0	0	3
Kickham, Mike	.000	2	0	0	2	2	0	2	0
Kittredge, Andrew	.333	6	2	1	8	8	0	1	1
Landazuri, Stephen	.222	9	2	0	13	9	3	0	1
Leone, Dominic	1.000	1	1	1	4	4	0	0	0
Luetge, Lucas	.300	10	3	2	7	7	1	3	3
Montgomery, Mike	1.000	1	1	0	5	5	0	0	0
Olmos, Edgar	.400	5	2	0	7	7	0	1	2
Pries, Jordan	.667	3	2	0	7	7	0	0	0
Ramirez, JC	.250	4	1	0	0	0	0	0	3
Sampson, Adrian	.667	3	2	0	5	4	0	0	0
Saunders, Joe	1.000	1	1	0	3	3	0	0	0
Schepel, Kyle	.000	2	0	0	0	0	0	0	2
Snow, Forrest	.000	11	0	0	0	0	0	0	4
Wang, Chien-Ming	.000	5	0	0	5	5	0	0	0
Zych, Tony	.500	2	1	0	1	1	0	0	0
Team Total	.296	115	34	7	122		4	11	27

FRONT
OFFICE

CHENEY
STADIUM

COACHES/STAFF

2016
RAINIERS

2015 SEASON
REVIEW

OPPONENTS

HISTORY &
RECORDS

MEDIA &
MISC.

SITUATIONAL PITCHING TOTALS

RUNNERS IN SCORING POSITION

PLAYER	OPP	AB	H	HR	R	ER	HB	BB	SO
	AVG								
Anderson, Matt	.500	4	2	0	3	3	0	0	1
Bawcom, Logan	.274	106	29	2	40	35	0	14	19
Beimel, Joe	.300	10	3	0	3	3	0	1	2
Cochran-Gill, Trey	.200	5	1	0	3	0	0	1	2
Elias, Roenis	.378	74	28	1	43	40	1	4	12
Farquhar, Danny	.262	42	11	1	12	9	0	1	9
Gaviglio, Sam	.253	99	25	5	52	46	2	10	21
Germano, Justin	.174	69	12	2	18	16	0	4	9
Gillheeny, James	.400	30	12	1	19	17	0	3	4
Gregg, Kevin	.182	11	2	0	3	3	0	1	2
Guaipa, Mayckol	.250	48	12	0	12	11	1	3	9
Hobson, Cam	.412	17	7	1	10	9	1	2	3
Iwakuma, Hisashi	.000	9	0	0	0	0	0	0	3
Kensing, Logan	.235	51	12	0	9	7	0	5	11
Kickham, Mike	.227	22	5	0	12	12	0	9	2
Kittredge, Andrew	.268	56	15	3	22	22	1	5	13
Landazuri, Stephen	.379	66	25	0	42	37	3	8	8
Leone, Dominic	.429	7	3	1	7	7	0	1	1
Lowe, Mark	.200	5	1	0	0	0	0	0	3
Luetge, Lucas	.299	67	20	4	24	22	1	9	12
Medina, Yoervis	.000	1	0	0	0	0	0	0	0
Montgomery, Mike	.231	65	15	0	26	25	1	2	18
Nuno, Vidal	.286	7	2	0	2	2	0	0	1
Olmos, Edgar	.265	34	9	0	14	13	0	5	6
Olson, Tyler	.333	54	18	2	34	21	1	6	13
Paxton, James	.500	8	4	0	6	6	0	2	1
Pries, Jordan	.419	62	26	4	43	41	2	6	9
Ramirez, JC	.231	26	6	0	3	2	0	4	11
Ramirez, Jose	.273	11	3	1	7	7	0	3	2
Rollins, David	.000	2	0	0	0	0	0	0	1
Sampson, Adrian	.404	47	19	2	33	26	0	5	10
Saunders, Joe	.231	13	3	0	6	6	0	2	6
Schepel, Kyle	.000	2	0	0	0	0	0	1	2
Snow, Forrest	.229	118	27	4	36	34	2	14	29
Wang, Chien-Ming	.338	71	24	3	39	35	0	4	4
Wilhelmsen, Tom	.000	2	0	0	0	0	0	0	0
Zych, Tony	.333	27	9	0	8	8	0	3	8
Team Total	.289	1354	391	37	592	592	16	138	267

RUNNERS IN SCORING POSITION W/ 2 OUTS

PLAYER	OPP	AB	H	HR	R	ER	HB	BB	SO
	AVG								
Anderson, Matt	.000	1	0	0	0	0	0	0	0
Bawcom, Logan	.213	47	10	0	11	11	0	8	8
Beimel, Joe	.286	7	2	0	2	2	0	1	1
Cochran-Gill, Trey	.000	1	0	0	0	0	0	0	1
Elias, Roenis	.323	31	10	0	15	14	0	3	6
Farquhar, Danny	.304	23	7	1	9	6	0	0	5
Gaviglio, Sam	.233	43	10	2	18	17	2	5	9
Germano, Justin	.206	34	7	1	11	10	0	3	3
Gillheeny, James	.455	11	5	1	9	7	0	0	1
Gregg, Kevin	.200	5	1	0	1	1	0	0	0
Guaipa, Mayckol	.227	22	5	0	7	6	0	2	4
Hobson, Cam	.625	8	5	1	7	7	0	2	1
Iwakuma, Hisashi	.000	5	0	0	0	0	0	0	0
Kensing, Logan	.250	20	5	0	3	2	0	1	4
Kickham, Mike	.100	10	1	0	4	4	0	7	1
Kittredge, Andrew	.250	24	6	1	8	8	0	3	5
Landazuri, Stephen	.360	25	9	0	15	11	0	3	4
Leone, Dominic	.000	2	0	0	0	0	0	0	0
Lowe, Mark	.000	2	0	0	0	0	0	0	2
Luetge, Lucas	.172	29	5	0	3	3	0	7	5
Montgomery, Mike	.115	26	3	0	6	5	1	1	10
Nuno, Vidal	.500	4	2	0	2	2	0	0	1
Olmos, Edgar	.235	17	4	0	7	7	0	0	4
Olson, Tyler	.345	29	10	1	15	5	1	2	8
Paxton, James	.500	4	2	0	2	2	0	1	0
Pries, Jordan	.355	31	11	2	16	15	1	2	5
Ramirez, JC	.200	10	2	0	2	1	0	2	5
Ramirez, Jose	.500	6	3	1	6	6	0	2	1
Rollins, David	.000	2	0	0	0	0	0	0	1
Sampson, Adrian	.316	19	6	1	12	9	0	4	5
Saunders, Joe	.286	7	2	0	1	1	0	1	3
Schepel, Kyle	.000	1	0	0	0	0	0	0	1
Snow, Forrest	.173	52	9	1	11	10	0	7	16
Wang, Chien-Ming	.290	31	9	1	10	7	0	1	4
Wilhelmsen, Tom	.000	2	0	0	0	0	0	0	0
Zych, Tony	.412	17	7	0	5	5	0	2	4
Team Total	.260	611	159	14	219	185	5	70	128

FRONT OFFICE

CHENEY STADIUM

COACHES/STAFF

2016 RAINIERS

2015 SEASON REVIEW

OPPONENTS

HISTORY & RECORDS

MEDIA & MISC.

2015 TACOMA RAINIERS TEAM HIGHLIGHTS

CURTAIN CALL: The Tacoma Rainiers wrapped up their 56th season of play with a 68-76 (.472) record and finished in fourth place in the Pacific Coast League Northern Division, 16.5 games back of the division-winning Fresno Grizzlies. The club's 5-4 win on May 18 vs. Las Vegas gave the Rainiers 4,000 franchise wins - Tacoma now holds a franchise record of 4051-4035 (.501), 1498-1479 (.503) as a Seattle affiliate.

PAT ON THE BACK: Pat Listach became the 30th manager in Rainiers franchise history after taking over the reins from Roy Howell, who steered the club in 2014. Listach's club finished near the top of the PCL in numerous offensive categories, including: batting average (4th, .280/1402x5010), home runs (1st, 148), stolen bases (T-1st, 157), slugging percentage (3rd, .434), and stolen base success rate (3rd, 76.6%). The team surpassed their 2014 totals in runs, hits, triples, home runs, RBI, and stolen bases. Listach this year became the first African-American manager in Tacoma franchise history.

HEY NOW, YOU'RE AN ALL-STAR: The Rainiers had three players named to represent the PCL in Omaha at the 2015 Triple-A All-Star Game. Jesus Montero (1B) and Ketel Marte (SS) earned elections to start the game, and were joined by right-hander Forrest Snow. It marked the second consecutive year that multiple Rainiers players were selected to start in the All-Star game. An injury and a call-up to Seattle kept Snow and Montero, respectively, from participating in the game - Marte started at shortstop and went 0-for-2.

ALL-STAR PART II: Infielder Jesus Montero was selected to the 2015 All-Pacific Coast League Team after finishing second in the league with a .355 (140x394) batting average. Montero also finished in the top five in the PCL in on-base percentage (3rd, .398) and slugging percentage (2nd, .569). He became the first Rainiers player to earn All-PCL honors since Rob Johnson in 2008. Montero's .355 batting average is the best single-season mark in Rainiers history, surpassing Brian Raabe's .352 mark from 1997.

RAINIERS REGULARS: Out of the 25 players active on the Rainiers Opening Day roster, 10 were active for the club's regular season finale on September 7 at Las Vegas: Logan Bawcom, Sam Gaviglio, Lucas Luetge, Mike Montgomery, Forrest Snow, Luery Bonilla, Jesus Montero, Jabari Blash, James Jones, and Patrick Kivlehan. Of those 10 players, Bawcom and Snow were active for all 144 games.

MOVIN' ON UP: For the second year in a row, six players who spent time with Tacoma in 2015 made their Major League debuts with the Mariners this season. Pitchers Mayckol Guaepe, and Mike Montgomery, along with infielder Ketel Marte, all made debuts with Seattle prior to the September roster expansions. Catchers John Hicks and Steve Baron were joined by pitcher Tony Zych when they made their MLB debuts as part of the September call-ups.

POSTSEASON AWARDS: Rainiers front office and field staff honored four players with postseason team awards this year. Right-handed pitcher Forrest Snow was named Pitcher of the Year after producing the club's first 10-win season since 2010, when Luke French (11) and Chris Seddon (10) both accomplished the feat - Snow finished the year 10-9 with a 4.17 ERA (56ERx121.0IP), the seventh best mark in the PCL. Infielder Jesus Montero earned Offensive Player of the Year honors by hitting .355 (140x394), the second best mark in the league. Montero also finished in the top five in the PCL in on-base percentage (3rd, .398) and slugging percentage (2nd, .569). Catcher John Hicks snagged Defensive Player of the Year honors after throwing out 44.0% of attempted base stealers (33 CS, 42 SB). Right-handed pitcher Logan Bawcom, along with teammate Forrest Snow, earned the team's Community Service Award.

OUTTA HERE: Tacoma ranked first in the Pacific Coast League with 148 home runs, marking the first time the club led the league in home runs since sending out 185 in 2010. Of the Rainiers 745 runs this year, 247 (33.2%) came via home run. Patrick Kivlehan and Jabari Blash both finished tied for first on the team with 22 home runs - their 22 blasts were tied for fifth in the PCL. Blash's 32 total home runs between Tacoma and Double-A Jackson were tied for the most in the Mariners farm system, while Kivlehan's 22 were third most in the organization.

BLASHT OFF: Outfielder Jabari Blash hit the most home runs in professional baseball in August (14, two more than Seattle's Nelson Cruz), and finished the season tied for second among all MiLB players with 32. Blash's 44 RBI during the second half of the PCL season (since July 16) were the second most in the league. Over his last 45 games of the year with Tacoma, Blash hit .286 (46x161) with 26 extra base hits.

GRAND THEFT BASEBALL: The Rainiers 157 stolen bases in 2015 are tied for the fifth most in franchise history, led the PCL, and are the most swipes by a Tacoma team since the 2003 club swiped 176 bags. James Jones (25), Shawn O'Malley (20), and Ketel Marte (20) led the club, while seven total players recorded double-digit steal totals.

JUNE BOON: Tacoma posted a 17-11 record and led the league with a .298 batting average during the Month of June. The month was highlighted by series victories over New Orleans, Sacramento, Reno, and Albuquerque. Infielder Shawn O'Malley led the offense during June, hitting .361 (39x108) with 20 runs scored, eight extra base hits, and 19 RBI. The Rainiers out-scored their opponents 163-131 and the pitching staff recorded an ERA of 3.91 (110ERx253.0IP), their lowest single-month mark since 3.74 (111ERx267.0IP) in June of 2014.

SHUT IT DOWN: Right-handers Justin Germano and Chien-Ming Wang both tossed complete game shutouts for the Rainiers this season. Germano held El Paso scoreless for 9.0 innings on June 28 at home, his last game in a Rainiers uniform last season (9.0,7,0,0,0,5). Wang worked 9.0 scoreless innings on the road at Oklahoma City on August 15 (9.0,3,0,0,4,2) - the effort earned Wang PCL Pitcher of the Week honors for the week of August 10-16, making him the second ever Taiwanese born player to earn a PCL Player of the Week nod. It was the first nine-inning shutout for Wang since July 28, 2006 while pitching for the New York Yankees.

INTO THE RECORD BOOKS: With two saves this season, right-hander pitcher Logan Bawcom (29) moved into fourth place on the Rainiers career saves leaderboard. Outfielder Stefan Romero's 37 doubles this year were tied for 8th most in a single season in Tacoma history, and his 67 career doubles in a Rainiers uniform are tied for 14th most on the club's all-time leaderboard - Romero's 189 career RBI with Tacoma (79 this year) are also 15th on the club's leaderboard. After giving up 22 home runs this year, right-handed pitcher Forrest Snow (47) moved into a tie for seventh on the Rainiers career leaderboard.

FRONT
OFFICE

CHENEY
STADIUM

COACHES/STAFF

2016
RAINIERS

2015 SEASON
REVIEW

OPPONENTS

HISTORY &
RECORDS

MEDIA &
MISC.

2015 TACOMA RAINIERS TEAM HIGHLIGHTS (CONTINUED)

GOING STREAKING: Outfielder Franklin Gutierrez, who began the season with Tacoma and played in 48 games with the Rainiers before a June 24 promotion to Seattle, posted a PCL-best 20-game hitting streak from May 22 - June 17. During the streak, he hit .370 (30x81) with 17 runs scored, six doubles, two home runs, and 13 RBI. It was the longest hitting streak by a Rainiers player since Brad Miller hit safely in 22 consecutive games in 2013. Gutierrez was just six games shy of tying the Rainiers franchise record hitting streak of 26 games (twice, last, Chad Akers, 1999).

BIG GAME HUNTING: Outfielder Justin Ruggiano (7, 6/27 vs. ELP) and Ji-Man Choi (7, 8/26 vs. MEM) were two of only five players in the PCL to record 7+ RBI in a single game this season. Fresno's Jon Singleton held the only better mark, with 10 RBI at Albuquerque on May 13. Ruggiano's performance on June 27 included three home runs, a Rainiers single-game high this season, and the first three-dinger game for a Tacoma player since Jabari Blash on June 3, 2014 at El Paso.

TRIFORCE: Infielder Jesus Montero (85), outfielder Stefen Romero (79), and outfielder Patrick Kivlehan (73) combined for 237 (34.6%) of the Rainiers 684 RBI this season. This marks the first time Tacoma has had more than two players post 70+ RBI seasons since 2011, when Alex Liddi (104), Johan Limonta (84), Matt Tuiasosopo (77), Wily Mo Pena (77), and Trayvon Robinson (71) all accomplished the feat.

OFF PITCH: The Rainiers 4.85 ERA (682ERx1265.2IP) as a team was the fifth worst mark in the PCL, and worst team ERA in the Mariners farm system. The pitching staff allowed a league-worst 147 home runs and hit 61 batters, the second most in the circuit. The club's 4.85 ERA was the worst single-season mark since the 2012 team posted a 4.97 ERA (703ERx1273.2IP). Of the 144 starts made by Rainiers pitcher, only 43 were considered quality starts (6.0+ IP, three or fewer ER allowed).

SCORE BY INNING											
	1	2	3	4	5	6	7	8	9	X	Total
Rainiers	97	78	124	89	79	93	52	74	51	8	745
Opponents	107	73	88	112	67	98	71	87	46	9	758

RAINIERS MULTI-HIT GAMES							
Player	2	3	4	5	6	7	Total
Baker	2	-	-	-	-	-	2
Baron	8	4	1	-	-	-	13
Blash	11	2	-	-	-	-	13
Bonilla	11	5	-	-	-	-	16
Brady	3	1	-	-	-	-	4
Choi	3	1	1	-	-	-	5
Flores	4	1	-	1	-	-	6
Gutierrez	16	1	-	-	-	-	17
Hicks	18	2	-	-	-	-	20
Jackson	2	1	-	-	-	-	3
Jones	20	1	-	-	-	-	21
Kivlehan	32	5	-	-	-	-	37
Kratz	1	-	-	-	-	-	1
Landry	12	1	-	-	-	-	13
Marte	15	7	1	-	-	-	23
Montero	29	13	2	-	-	-	44
Morban	4	-	-	-	-	-	4
O'Malley	12	6	2	-	-	-	20
Peterson	1	-	-	-	-	-	1
Quentin	1	-	-	-	-	-	1
Rivero	19	2	1	-	-	-	22
Romero	31	10	1	-	-	-	42
Ruggiano	10	6	-	-	-	-	16
Shank	4	-	1	-	-	-	5
Sucre	2	-	-	-	-	-	2
Taylor	20	5	2	-	-	-	27
Zunino	2	-	1	-	-	-	3

RAINIERS MULTI-RBI GAMES							
Player	2	3	4	5	6	7	Total
Baron	6	-	1	-	-	-	7
Blash	7	6	-	-	-	-	13
Bonilla	4	-	-	-	-	-	4
Brady	1	-	-	-	-	-	1
Choi	1	-	1	-	-	1	3
Flores	2	-	-	-	-	-	2
Gutierrez	8	2	-	-	-	-	10
Hicks	2	5	-	-	-	-	7
Jones	6	-	-	-	-	-	6
Kivlehan	12	7	-	-	-	-	19
Kratz	1	-	-	-	-	-	1
Landry	4	1	1	-	-	-	6
Marte	7	1	-	-	-	-	8
Montero	9	6	4	-	1	-	20
Morban	1	1	-	-	-	-	2
O'Malley	8	1	1	-	-	-	10
Paolini	1	-	-	-	-	-	1
Rivero	4	3	-	-	-	-	7
Romero	11	7	1	-	-	-	19
Ruggiano	2	-	-	1	-	1	4
Shank	1	-	-	-	-	-	1
Taylor	5	-	1	-	-	-	6
Zunino	3	-	-	-	-	-	3

RAINIERS HOME RUNS										
RECORD BY HOME RUN:	0	1	2	3	4	5	6	7	8	9
	21-40	16-24	21-10	4-2	3-0	3-0	0-0	0-0	0-0	0-0
HOME RUNS BY POSITIONS:	C	1B	2B	3B	SS	LF	CF	RF	DH	
	8	20	6	13	6	25	13	34	23	

FRONT OFFICE

CHENEY STADIUM

COACHES/STAFF

2016 RAINIERS

2015 SEASON REVIEW

OPPONENTS

HISTORY & RECORDS

MEDIA & MISC.

2015 RAINIERS DAY-BY-DAY

DATE	G	OPP	W/L	SCORE	REC	POS	GB/A	WINNER	LOSER	SAVE	TIME	ATT	HOME ATT
4/9	1	at ELP	L	4-11	0-1	4th	-1.0	Lane (1-0)	Pries (0-1)		2:55	10,047	
4/10	2	at ELP	W	17-5	1-1	4th	-1.0	Elias (1-0)	Northcraft (0-1)		2:57	8,337	
4/11	3	at ELP	W	10-2	2-1	T-1st	-	Gaviglio (1-0)	Erin (0-1)		3:04	9,002	
4/12	4	at ELP	L	6-7	2-2	T-2nd	-1.0	Mateo (1-0)	Germano (0-1)	Quackenbush (1)	2:59	8,129	
4/13	5	at ALB	L	3-4 (10)	2-3	4th	-1.0	Diaz (1-0)	Snow (0-1)		2:48	5,994	
4/14	6	at ALB	L	5-6	2-4	4th	-2.0	Castro (3-0)	Lowe (0-1)		2:42	6,259	
4/15	7	at ALB	L	6-7	2-5	4th	-3.0	Brothers (1-0)	Saunders (0-1)	Diaz (1)	2:48	3,517	
4/16	8	at ALB	W	3-1 (11)	3-5	4th	-2.5	Germano (1-1)	Castro (3-1)		2:42	3,669	
4/17	9	vs. ELP	L	2-4	3-6	4th	-4.0	Needy (1-0)	Kickham (0-1)	Quackenbush (2)	2:50	6,787	6,787
4/18	10	vs. ELP	L	3-6	3-7	4th	-4.0	Morrow (1-1)	Montgomery (0-1)	Mateo (2)	2:57	6,236	13,023
4/19	11	vs. ELP	L	7-9	3-8	4th	-5.0	Campos (1-0)	Saunders (0-2)	Mateo (3)	3:14	4,880	17,903
4/20	12	vs. ELP	W	5-4	4-8	4th	-4.0	Elias (2-0)	Northcraft (1-2)	Guaipe (1)	2:55	2,482	20,385
4/21	13	vs. ALB	L	6-8	4-9	4th	-4.0	Hernandez (1-0)	Gaviglio (1-1)		2:40	2,048	22,433
4/22	14	vs. ALB	L	3-5	4-10	4th	-4.0	Bettis (2-1)	Kickham (0-2)	Diaz (2)	2:35	2,099	24,532
4/23	15	vs. ALB	W	3-0	5-10	4th	-3.0	Montgomery (1-1)	Rusin (1-1)	Lowe (1)	2:25	2,120	26,652
4/24	16	vs. ALB	W	3-2	6-10	4th	-2.5	Pries (1-1)	Roberts (0-1)	Guaipe (2)	2:29	4,777	31,429
4/25	17	at SAC	W	6-1	7-10	4th	-2.5	Beimel (1-0)	Lara (0-3)	Bawcom (1)	3:08	14,319	
4/26	18	at SAC	L	2-6	7-11	4th	-3.5	Blach (1-2)	Gaviglio (1-2)		2:16	12,072	
4/27	19	at SAC	L	5-6 (10)	7-12	4th	-4.5	Strickland (1-0)	Saunders (0-3)		3:09	4,921	
4/28	20	at SAC	L	1-3	7-13	4th	-4.5	Fleet (1-1)	Montgomery (1-2)	Gutierrez (1)	2:26	5,893	
4/29		OFF DAY											
4/30	21	vs. FRN	W	13-3	8-13	4th	-4.0	Pries (2-1)	Oberholtzer (0-1)		2:52	2,755	34,184
APRIL (8-13) BATTING: 269 (199x741), 20 HR PITCHING: 8-13, 4 SV, 4.56 ERA (94ERx185.2IP)													
5/1	22	vs. FRN	W	2-0	9-13	4th	-3.0	Snow (1-1)	Perez (0-1)	Luetge (1)	2:22	4,472	38,656
5/2	23	vs. FRN	W	5-1	10-13	3rd	-2.0	Gaviglio (2-2)	Rodgers (1-2)		2:19	5,495	44,151
5/3	24	vs. FRN	L	5-6	10-14	3rd	-3.0	Jankowski (2-0)	Bawcom (0-1)	Hoyt (4)	2:59	5,406	49,557
5/4	25	at SLK	W	4-3	11-14	3rd	-3.0	Montgomery (2-2)	Tropeano (0-1)	Luetge (2)	2:38	4,091	
5/5	26	at SLK	W	5-2	12-14	3rd	-3.0	Pries (3-1)	Rucinski (0-1)	Snow (1)	2:36	3,506	
5/6	27	at SLK	L	4-11	12-15	3rd	-3.0	Heaney (4-0)	Hobson (0-1)		2:49	3,093	
5/7	28	at SLK	L	3-10 (7)	12-16	3rd	-3.0	Bedrosian (1-0)	Gaviglio (2-3)		1:59	3,167	
5/8	29	at FRN	L	0-4	12-17	4th	-4.0	Rodriguez (2-0)	Snow (1-2)	Downs (1)	3:09	13,897	
5/9	30	at FRN	W	8-3	13-17	3rd	-3.0	Montgomery (3-2)	Shirley (3-1)		2:20	9,583	
5/10	31	at FRN	L	2-3	13-18	4th	-3.5	Buchanan (3-1)	Cochran-Gill (0-1)	Perez (2)	2:17	4,280	
5/11	32	at FRN	W	9-7	14-18	4th	-3.0	Germano (2-1)	Straily (2-3)	Medina (1)	2:34	5,036	
5/12	33	vs. SLK	L	3-4	14-19	4th	-3.5	Heaney (5-0)	Luetge (0-1)	McBryde (1)	2:36	2,042	51,559
5/13		vs. SLK	POSTPONED DUE TO RAIN - RESCHEDULED AS PART OF A DOUBLEHEADER ON MAY 14										
5/14	34	vs. SLK	L	0-2 (7)	14-20	4th	-3.5	Wilk (2-2)	Snow (1-3)	McBryde (2)	2:01	-	-
DH	35	vs. SLK	W	4-0 (7)	15-20	4th	-3.5	Medina (1-0)	Hensley (1-2)		1:41	3,003	54,562
5/15	36	vs. SLK	L	6-10	15-21	4th	-4.5	Tropeano (2-1)	Montgomery (3-3)		3:03	5,248	59,562
5/16	37	vs. LVG	L	3-6 (10)	15-22	4th	-5.5	Thornton (3-1)	Leone (0-1)	Bradford (1)	2:29	6,619	66,629
5/17	38	vs. LVG	W	4-0	16-22	4th	-5.5	Germano (3-1)	Bowman (2-4)		2:33	4,682	71,291
5/18	39	vs. LVG	W	5-4	17-22	4th	-4.5	Gaviglio (3-3)	Gorski (3-3)	Guaipe (3)	2:06	3,130	74,421
5/19	40	vs. LVG	L	0-2	17-23	4th	-4.5	Below (3-2)	Snow (1-4)		1:59	3,756	78,177
5/20		OFF DAY											
5/21	41	at IOW	W	5-3	18-23	4th	-5.5	Montgomery (4-3)	Paulino (0-1)	Leone (1)	2:44	5,173	
5/22	42	at IOW	L	9-10	18-24	4th	-5.5	Schittler (1-0)	Guaipe (0-1)		2:57	8,479	
5/23	43	at IOW	L	7-13	18-25	4th	-6.5	Beeler (1-3)	Germano (3-2)	Schittler (3)	3:08	7,003	
5/24	44	at IOW	L	4-7	18-26	4th	-7.5	Cooper (3-1)	Gaviglio (3-4)	Germen (2)	2:20	4,176	
5/25	45	at OMA	L	5-8	18-27	4th	-7.5	Broderick (2-1)	Guaipe (0-2)	Mariot (2)	2:59	9,005	
5/26	46	at OMA	W	4-3	19-27	4th	-7.5	Leone (1-1)	Coleman (3-1)		2:36	3,010	
5/27	47	at OMA	L	2-5	19-28	4th	-7.5	Lamb (5-1)	Landazuri (0-1)	Mariot (3)	2:34	6,488	
5/28	48	at OMA	L	5-6 (10)	19-29	4th	-8.5	Broderick (3-1)	Zych (0-1)		2:45	3,680	
5/29	49	vs. RR	W	5-3	20-29	4th	-7.5	Gaviglio (4-4)	Eickhoff (4-3)		2:20	6,346	84,563
5/30	50	vs. RR	W	7-3	21-29	4th	-7.5	Snow (2-4)	Pimentel (0-1)		2:33	6,412	90,975
5/31	51	vs. RR	W	6-3	22-29	4th	-6.5	Gillheeny (1-0)	Asher (0-1)		2:59	5,226	96,201
MAY (14-16) BATTING: 265 (265x999), 27 HR PITCHING: 14-16, 6 SV, 4.59 ERA (131ERx257.0IP)													
6/1	52	vs. RR	L	3-14	22-30	4th	-7.5	Ranaudo (5-1)	Landazuri (0-2)		3:08	5,513	101,714
6/2	53	vs. NO	W	11-2	23-30	4th	-7.5	Germano (4-2)	Nicolino (4-2)		2:27	2,315	104,029
6/3	54	vs. NO	W	6-1	24-30	4th	-7.5	Gaviglio (5-4)	Blackley (0-2)		2:30	2,505	106,534
6/4	55	vs. NO	W	6-1	25-30	4th	-6.5	Snow (3-4)	Misch (4-5)		2:45	5,399	111,933
6/5	56	vs. NO	L	4-6	25-31	4th	-7.0	Conley (5-2)	Olson (0-1)	Wittgren (6)	2:41	5,926	117,859
6/6	57	at SAC	L	2-4	25-32	4th	-8.0	Snodgrass (1-0)	Landazuri (0-3)	Cordier (2)	2:31	12,599	
6/7	58	at SAC	W	8-1	26-32	3rd	-8.0	Germano (5-2)	Turley (1-2)		2:57	8,066	
6/8	59	at SAC	W	7-3	27-32	3rd	-8.0	Gaviglio (6-4)	Blach (5-6)		2:44	4,907	
6/9	60	at SAC	W	6-3	28-32	3rd	-7.0	Farquhar (1-0)	Cordier (0-1)	Guaipe (4)	2:48	5,906	
6/10		OFF DAY											
6/11	61	vs. ALB	W	4-3 (10)	29-32	2nd	-7.0	Olmos (1-0)	Miller (0-2)		2:47	3,873	121,732
6/12	62	vs. ALB	L	2-3 (11)	29-33	3rd	-8.5	Brothers (2-1)	Guaipe (0-3)	Miller (4)	2:58	5,342	127,074
6/13	63	vs. ALB	L	3-6	29-34	3rd	-8.5	Lannan (3-1)	Gaviglio (6-5)		2:20	6,758	133,832
6/14	64	vs. ALB	W	4-1	30-34	2nd	-8.5	Snow (4-4)	Flande (2-2)	Olmos (1)	2:16	4,538	138,370
6/15	65	at REN	W	10-4	31-34	2nd	-8.5	Olson (1-1)	Garcia (1-1)		2:51	5,383	
6/16	66	at REN	L	7-14	31-35	2nd	-9.5	Simmons (1-0)	Leutge (0-2)	Fleck (1)	2:57	3,817	
6/17	67	at REN	W	9-6	32-35	2nd	-8.5	Germano (6-2)	Blair (0-1)	Farquhar (1)	2:27	5,015	
6/18	68	at ALB	W	12-3	33-35	2nd	-8.5	Gaviglio (7-5)	Lannan (3-2)		3:01	5,746	
6/19	69	at ALB	W	15-10	34-35	2nd	-7.5	Snow (5-4)	Flande (2-3)		3:10	8,558	
6/20	70	at ALB	L	3-5	34-36	2nd	-8.5	Gonzalez (2-0)	Olson (1-2)	Diaz (7)	2:20	12,505	
6/21	71	at ALB	W	6-5	35-36	2nd	-7.5	Zych (1-1)	Roberts (0-2)	Guaipe (5)	2:47	11,298	
6/22		OFF DAY											
6/23	72	vs. REN	L	3-4	35-37	2nd	-8.5	Blair (1-1)	Germano (6-3)	Fleck (4)	2:50	3,087	141,457
6/24	73	vs. REN	L	4-6	35-38	2nd	-8.5	Marshall (2-1)	Guaipe (0-4)	Stites (3)	3:02	3,274	144,731

FRONT OFFICE
CHENEY STADIUM

COACHES/STAFF
2016 RAINIERS

2015 SEASON REVIEW

OPPONENTS

HISTORY & RECORDS
MEDIA & MISC.

2015 RAINIERS DAY-BY-DAY

DATE	G	OPP	W/L	SCORE	REC	POS	GB/A	WINNER	LOSER	SAVE	TIME	ATT	HOME	ATT
6/25	74	vs. REN	W	1-0 (10)	36-38	2nd	-7.5	Snow (6-4)	Marshall (2-2)		3:27	3,982	148,713	
6/26	75	vs. ELP	L	2-4	36-39	2nd	-8.5	Sullivan (3-0)	Farquhar (1-1)	Mazzoni (3)	2:55	5,972	155,685	
6/27	76	vs. ELP	W	14-4	37-39	2nd	-7.0	Landazuri (1-3)	Erlin (5-5)		2:34	6,031	160,716	
6/28	77	vs. ELP	W	2-0	38-39	2nd	-6.0	Germano (7-3)	Sullivan (3-1)		2:01	5,910	166,626	
6/29	78	vs. ELP	L	1-4	38-40	2nd	-6.0	McCutchen (2-5)	Gaviglio (7-6)		2:51	2,868	169,494	
6/30	79	vs. LVG	W	8-4	39-40	2nd	-6.0	Iwakuma (1-0)	Gee (1-1)		3:00	2,905	172,399	
JUNE (17-11) BATTING: .298 (304x1019), 29 HR PITCHING: 17-11, 4 SV, 3.91 ERA (110ERx253.0IP)														
7/1	80	vs. LVG	W	4-2	40-40	2nd	-6.0	Snow (7-4)	Bowman (5-9)	Zych (1)	2:40	2,917	175,316	
7/2	81	vs. LVG	L	2-12	40-41	2nd	-6.0	Gorski (6-6)	Pries (3-2)		2:42	4,617	179,933	
7/3	82	vs. LVG	W	12-7	41-41	2nd	-6.0	Luetge (1-2)	Black (0-2)		3:05	7,081	187,014	
7/4	83	at FRN	L	3-10	41-42	2nd	-7.0	Oberholtzer (2-2)	Gaviglio (7-7)		2:47	12,589		
7/5	84	at FRN	W	7-4	42-42	2nd	-6.0	Nuno (1-0)	Cruz (4-4)	Kensing (1)	2:35	4,949		
7/6	85	at FRN	L	2-8	42-43	2nd	-7.0	Rodgers (7-4)	Snow (7-5)		2:31	3,467		
7/7	86	at FRN	W	8-7	43-43	2nd	-6.0	Kensing (1-0)	Hauschild (2-2)	Wilhelmsen (1)	2:37	4,928		
7/8	87	at FRN	W	9-3	44-43	2nd	-6.0	Pries (4-2)	Simmons (2-2)		2:56	3,464		
7/9	88	at REN	L	5-9	44-44	2nd	-6.0	Arias (5-2)	Landazuri (1-4)		2:32	3,778		
7/10	89	at REN	L	3-4	44-45	2nd	-7.0	Reed (1-1)	Olmos (1-1)		2:40	5,882		
7/11	90	at REN	L	4-7	44-46	2nd	-8.0	Garcia (3-1)	Snow (7-6)	Reed (4)	2:34	8,602		
7/12	91	at REN	L	4-5	44-47	T-2nd	-9.0	Chacin (2-2)	Wang (0-1)	Ramirez (1)	2:20	4,494		
7/13	OFF DAY													
7/14	OFF DAY													
7/15	***TRIPLE-A ALL-STAR GAME - WERNER PARK, OMAHA, NE***													
7/16	92	vs. SAC	L	3-11	44-48	T-2nd	-10.0	Blach (8-8)	Pries (4-3)		2:47	4,847	191,861	
7/17	93	vs. SAC	L	3-4 (12)	44-49	T-2nd	-11.0	Cordier (2-1)	Kittredge (0-1)	Broadway (7)	3:05	6,465	198,326	
7/18	94	vs. SAC	W	6-5 (10)	45-49	2nd	-10.5	Bawcom (1-1)	Hall (1-3)		3:11	6,379	204,735	
7/19	95	vs. SAC	L	6-7	45-50	T-2nd	-11.0	Blackburn (4-3)	Gillheeny (1-1)	Broadway (8)	3:09	5,042	209,777	
7/20	96	vs. SLK	L	2-8	45-51	T-2nd	-11.0	Ibarra (3-3)	Snow (7-7)		3:08	3,114	212,891	
7/21	97	vs. SLK	L	5-6	45-52	T-2nd	-11.0	McBryde (4-5)	Olson (1-3)	Pestano (3)	2:53	3,073	215,964	
7/22	98	vs. SLK	W	3-2	46-52	T-2nd	-11.0	Elias (3-7)	Rucinski (5-5)	Farquhar (2)	2:56	5,801	221,765	
7/23	99	vs. SLK	L	2-9	46-53	T-2nd	-11.0	Wilk (4-0)	Wang (0-2)		2:37	4,498	226,263	
7/24	100	vs. FRN	L	3-9	46-54	3rd	-12.0	Straily (8-6)	Gillheeny (1-2)		2:38	5,536	231,799	
7/25	101	vs. FRN	W	8-7	47-54	3rd	-11.0	Bawcom (2-1)	Perez (1-3)		3:27	5,426	237,255	
7/26	102	vs. FRN	W	12-10	48-54	T-2nd	-9.0	Pries (5-3)	Oberholtzer (3-3)		2:55	4,932	242,187	
7/27	103	vs. FRN	W	11-5	49-54	T-2nd	-9.0	Olson (2-3)	Stoffel (3-2)	Zych (2)	3:01	5,679	247,866	
7/28	104	at ELP	W	9-4	50-54	2nd	-8.5	Wang (1-2)	McCutchen (6-6)		2:31	7,608		
7/29	105	at ELP	W	5-1	51-54	2nd	-7.5	Kensing (2-0)	Rea (2-1)	Olson (1)	2:51	7,111		
7/30	106	at ELP	L	1-5	51-55	2nd	-8.5	Dimock (1-0)	Bawcom (2-2)		2:17	8,405		
7/31	107	at ELP	W	7-3	52-55	2nd	-7.5	Pries (6-3)	Rodriguez (1-2)		2:53	8,895		
JULY (12-15) BATTING: .275 (261x948), 28 HR PITCHING: 12-15, 6 SV, 5.95 ERA (159ERx240.2IP)														
8/1	108	at LVG	L	4-8	52-56	2nd	-8.5	Stauffer (1-0)	Elias (3-1)		2:52	6,567		
8/2	109	at LVG	W	4-4	53-56	2nd	-8.5	Sampson (1-0)	Bowman (7-11)	Farquhar (3)	2:43	2,413		
8/3	110	at LVG	L	2-7	53-57	3rd	-9.5	Gee (6-1)	Gillheeny (1-3)		2:26	3,531		
8/4	111	at LVG	L	2-5	53-58	3rd	-10.5	Bradford (5-2)	Wang (1-3)	Black (1)	2:38	2,528		
8/5	112	vs. REN	L	0-7	53-59	3rd	-11.5	Blair (4-1)	Snow (7-8)		2:56	3,958	251,824	
8/6	113	vs. REN	W	8-3	54-59	3rd	-11.5	Pries (7-3)	Marks (5-8)		2:44	4,190	256,014	
8/7	114	vs. REN	W	7-6 (10)	55-59	2nd	-11.5	Ramirez, J. (1-0)	Burgos (0-1)		3:11	7,195	263,209	
8/8	115	vs. REN	L	3-6	55-60	3rd	-12.5	Chacin (5-3)	Sampson (1-1)		2:42	6,858	270,035	
8/9	116	vs. REN	W	13-6	56-60	2nd	-11.5	Snow (8-8)	Arias (5-4)		2:57	5,814	275,849	
8/10	OFF DAY													
8/11	117	vs. SAC	L	4-9	56-61	3rd	-12.5	Dunning (3-1)	Zych (1-2)		2:45	5,346	281,195	
8/12	118	vs. SAC	L	2-6	56-62	3rd	-13.5	Blach (10-10)	Pries (7-4)	Broadway (10)	2:37	7,417	288,612	
8/13	119	vs. SAC	L	3-5	56-63	T-3rd	-14.5	Stratton (3-4)	Elias (3-2)		3:09	4,871	293,483	
8/14	120	vs. SAC	L	5-7	56-64	4th	-15.5	Hanson (1-5)	Sampson (1-2)		3:17	6,001	299,484	
8/15	121	at OKC	W	2-0	57-64	4th	-15.5	Wang (2-3)	Bolsinger (2-2)		2:08	10,331		
8/16	122	at OKC	L	1-9	57-65	4th	-16.5	Wieland (9-5)	Olson (2-4)		2:11	6,295		
8/17	123	at OKC	L	1-2	57-66	4th	-17.5	Gonzalez (2-1)	Ramirez, J. (1-1)		2:23	3,772		
8/18	124	at OKC	W	3-2	58-66	4th	-17.5	Elias (4-2)	Lee (9-4)	Zych (3)	2:27	3,876		
8/19	125	at COL	L	4-9	58-67	4th	-18.5	Suter (2-3)	Sampson (1-3)		2:16	1,838		
8/20	126	at COL	W	10-5	59-67	4th	-18.5	Wang (3-0)	Burgos (2-3)		2:44	5,515		
8/21	127	at COL	L	2-5	59-68	4th	-19.5	Kintzler (1-1)	Bawcom (2-3)	Chapman (12)	2:20	5,788		
8/22	128	at COL	W	7-4	60-68	4th	-18.5	Snow (9-8)	Davies (1-1)	Zych (4)	2:55	4,981		
8/23	129	vs. MEM	L	2-8	60-69	4th	-19.0	Gast (7-9)	Paxton (0-1)		2:40	6,694	306,178	
8/24	130	vs. MEM	W	10-6	61-69	4th	-18.0	Sampson (2-3)	Greenwood (11-6)		2:43	6,282	312,460	
8/25	131	vs. MEM	L	2-8	61-70	4th	-18.5	Lyons (9-5)	Wang (3-4)		2:38	6,587	319,047	
8/26	132	vs. MEM	W	13-7	62-70	4th	-17.5	Luetge (2-2)	Reyes (0-2)		2:52	5,513	324,560	
8/27	133	vs. NAS	W	12-5	63-70	4th	-16.5	Snow (10-8)	Huntzinger (4-4)		2:52	6,112	330,672	
8/28	134	vs. NAS	W	8-3	64-70	4th	-15.5	Gaviglio (8-7)	Long (3-5)		3:12	7,355	338,027	
8/29	vs. NAS POSTPONED DUE TO RAIN - RESCHEDULED AS PART OF A DOUBLEHEADER ON AUGUST 30													
8/30	135	vs. NAS	W	6-5	65-70	4th	-14.5	Ramirez, J.C. (1-1)	Dull (0-1)		2:29	6,885	344,912	
8/31	136	vs. NAS	L	4-8	65-71	4th	-14.5	Otero (2-0)	Wang (3-5)		2:11	7,609	352,521	
8/31	137	at SLK	L	5-6	65-72	4th	-15.5	Sanabria (3-10)	Bawcom (2-4)	McBryde (11)	2:42	9,965		
AUGUST (13-17) BATTING: .281 (287x1020), 42 HR PITCHING: 13-17, 3 SV, 5.21 ERA (151ERx260.2IP)														
9/1	138	at SLK	L	1-10	65-73	4th	-15.5	Smith (2-3)	Olson (2-5)		2:43	5,820		
9/2	139	at SLK	W	13-6	66-73	4th	-15.5	Luetge (3-2)	DeLoach (1-6)		3:24	9,729		
9/3	140	at SLK	L	2-4	66-74	4th	-15.5	Reyes (4-5)	Snow (10-9)	Pestano (9)	2:21	8,174		
9/4	141	at LVG	L	4-9	66-75	4th	-16.5	Gee (8-3)	Sampson (2-4)		2:32	7,573		
9/5	142	at LVG	L	7-8	66-76	4th	-17.5	Church (7-3)	Ramirez (1-2)		2:59	9,290		
9/6	143	at LVG	W	6-3	67-76	4th	-17.5	Wang (4-5)	Verrett (5-3)	Bawcom (2)	2:32	3,923		
9/7	144	at LVG	W	5-0	68-76	4th	-16.5	Olson (3-5)	Stauffer (4-1)		2:15	3,137		
SEPTEMBER (3-4) BATTING: .291 (71x244), 2 HR PITCHING: 3-4, 1 SV, 5.13 ERA (34ERx69.2IP)														

FRONT OFFICE

CHENEY STADIUM

COACHES/STAFF

2016 RAINIERS

2015 SEASON REVIEW

OPPONENTS

HISTORY & RECORDS

MEDIA & MISCELLANEOUS

2015 RAINIERS HIGHS & LOWS

FRONT OFFICE
 CHENEY STADIUM
 COACHES/STAFF
 2016 RAINIERS
 2015 SEASON REVIEW
 OPPONENTS
 HISTORY & RECORDS
 MEDIA & MISC.

TEAM BATTING

Most Runs, Game.....	17, 4/10 at ELP
Fewest Runs, Game.....	0, four times, last, 8/5 vs. REN
Most Runs, Inning.....	7, twice, last, 4/30 vs. FRE (1st inning)
Most Hits, Game.....	22, 6/18 at ALB
Fewest Hits, Game.....	2, twice, last, 8/17 at OKC
Most Hits, Inning.....	7, 4/10 at ELP (2nd inning)
Most Doubles, Game.....	6, twice, last, 8/20 at COL
Most Triples, Game.....	3, 7/7 at FRE
Most Home Runs, Game.....	5, three times, last, 8/27 vs. NAS
Most Consecutive Games, Homer.....	6 G, three times, last, 8/26-31
Most Consecutive Games, No Homer.....	5 G, 5/25-5/29
Most Extra Base Hits, Game.....	9, 5/11 at FRE
Total Bases, Game.....	34, twice, last, 8/27 vs. NAS
Most Walks, Game.....	10, 5/21 at IOW
Fewest Walks, Game.....	0, 12 times, last, 9/3 at SLK
Most Strikeouts, Game.....	17, 8/21 at COL
Fewest Strikeouts, Game.....	1, 7/12 at REN
Most Stolen Bases, Game.....	4, three times, last, 7/7 at FRE
Most Left On Base, Game.....	15, 8/22 at COL

INDIVIDUAL BATTING

Most At-Bats, Game.....	6, 13 times, last, Kivlehan, 8/22 at COL
Most Runs, Game.....	4, O'Malley, 8/26 vs. MEM
Most Hits, Game.....	5, Flores, 8/7 vs. REN
Most Doubles, Game.....	3, Taylor, 8/1 at LVG
Most Triples, Game.....	2, twice, last, Montero, 7/7 at FRE
Most Home Runs, Game.....	3, Ruggiano, 6/27 vs. ELP
Most RBI, Game.....	7, twice, last, Choi, 8/26 vs. MEM
Most Walks, Game.....	3, seven times, last, Jones, 9/2 at SLK
Most Strikeouts, Game.....	4, five times, last, Zunino, 9/5 at LVG
Most Stolen Bases, Game.....	3, twice, last, Landry, 7/9 at REN
Longest Hitting Streak.....	20 G, Gutierrez, 5/22-6/17

TEAM PITCHING

Fewest Runs, Game.....	0, eight times, last, 9/7 at LVG
Most Runs, Game.....	14, three times, last, 6/29 vs. ELP
Most Runs, Inning.....	7, four times, last, 8/26 vs. MEM (3rd Inning)
Fewest Hits, Game.....	1, 6/14 vs. ALB
Most Hits, Game.....	22, 6/16 at REN
Fewest Walks, Game.....	0, eight times, last, 8/17 at OKC
Most Walks, Game.....	8, six times, last, 7/25 vs. FRE
Most Strikeouts, Game.....	13, 5/23 at IOW
Most Doubles, Game.....	6, 8/23 vs. MEM
Most Triples, Game.....	2, four times, last, 8/7 vs. REN
Most Home Runs, Game.....	4, three times, last, 8/5 vs. REN

INDIVIDUAL PITCHING

Longest Winning Streak.....	4 G, Snow 6/14-7/1
Longest Losing Streak.....	3 G, four times, last, Sampson, 8/8-19
Most Innings Pitched, Starter.....	9.0, twice, last, Wang, 8/15 at OKC
Most Innings Pitched, Reliever.....	5.1, Germano, 6/2 vs. NEW
Most Walks, Game.....	7, twice, last, Kickham, 5/3 vs. FRE
Most Strikeouts, Game.....	9, Gaviglio, 5/18 vs. LVG
Most Hit By Pitch, Game.....	4, Landazuri, 7/3 vs. LVG
Most Runs Allowed, Game.....	10, Landazuri, 6/1 vs. RR
Most Hits Allowed, Game.....	14, Landazuri, 7/9 at REN

TEAM MISCELLANEOUS

Longest Winning Streak.....	5 G, 7/25-7/29
Longest Winning Streak, Home.....	5 G, 4/23-5/2
Longest Winning Streak, Road.....	4 G, 6/7-6/15
Most Consecutive Losses.....	6 G, 7/9-7/17
Most Consecutive Losses, Home.....	5 G, 8/11-23
Most Consecutive Losses, Road.....	4 G, three times, last, 7/9-7/12
Longest Game, Time.....	3:27 (9 inn.), 7/10 vs. FRE; 3:27 (10 inn.), 6/25 vs. REN
Shortest Game, Time.....	1:41, (7 inn.) 5/14 GM2 vs. SLK; 1:59, (9 inn.) 5/19 vs. LAS; 2:29, (10 inn.) 5/16 vs. LAS
Longest Game, Innings.....	12, 7/17 vs. SAC
Highest Attendance, Home.....	7,609, 8/30 vs. NAS (GM2)
Highest Attendance, Road.....	14,319, 4/25 at SAC
Lowest Attendance, Home.....	2,042, 5/12 vs. SLK
Lowest Attendance, Road.....	1,838, 8/19 at COL
Most Double Plays Turned.....	4, 4/27 at SAC
Most Opponent Double Plays Turned.....	4, three times, last, 9/4 at LVG
Most Errors.....	4, 6/29 vs. ELP
Largest Margin of Victory.....	12 Runs, 4/10 at ELP
Largest Margin of Defeat.....	13 Runs, 6/29 vs. ELP
Biggest Comeback To Win.....	5 Runs, 8/7 vs. REN

2015 RAINIERS TRANSACTIONS

NO.	DATE	ACTION	POS	PLAYER	TRANSACTION
1-25	4/9	ADD	VAR	25 PLAYERS	Assigned to initial roster.
26	4/13	DELETE	RHP	DOMINIC LEONE	Recalled by Seattle.
27	4/18	DELETE	OF	JAMES JONES	Placed on 7-Day Disabled List.
28	4/18	ADD	OF	JULIO MORBAN	Transferred from Jackson (AA).
29	4/18	ADD	INF	CHRIS TAYLOR	Optioned from Seattle.
30	4/23	DELETE	INF	LEURY BONILLA	Transferred to Jackson (AA).
31	4/23	ADD	OF	CARLOS QUENTIN	Signed as free agent.
32	4/24	DELETE	LHP	LUCAS LUETGE	Recalled by Seattle.
33	4/25	ADD	LHP	JOE BEIMEL	Transferred from Everett (A-).
34	4/26	DELETE	LHP	ROENIS ELIAS	Recalled by Seattle.
35	4/26	ADD	RHP	ANDREW KITTREDGE	Transferred from Jackson (AA).
36	4/28	DELETE	RHP	ANDREW KITTREDGE	Transferred to Everett (A-).
37	4/28	ADD	LHP	LUCAS LUETGE	Optioned from Seattle.
38	5/1	DELETE	OF	JABARI BLASH	Transferred to Jackson (AA).
39	5/1	ADD	OF	JAMES JONES	Activated from 7-Day Disabled List.
40	5/1	DELETE	LHP	DANNY HULTZEN	Transferred to Jackson (AA).
41	5/1	DELETE	OF	CARLOS QUENTIN	Released from contract.
42	5/1	ADD	LHP	CAMERON HOBSON	Transferred from Jackson (AA).
43	5/1	DELETE	LHP	JOE SAUNDERS	Released from contract.
44	5/3	ADD	RHP	YOERVIS MEDINA	Optioned from Seattle.
45	5/3	ADD	LHP	TYLER OLSON	Optioned from Seattle.
46	5/4	DELETE	OF	JULIO MORBAN	Placed on Restricted List.
47	5/4	DELETE	INF	CHRIS TAYLOR	Recalled by Seattle.
48	5/4	DELETE	LHP	JOE BEIMEL	Recalled by Seattle.
49	5/4	ADD	INF	LEURY BONILLA	Transferred from Jackson (AA).
50	5/4	DELETE	RHP	MARK LOWE	Recalled by Seattle.
51	5/5	DELETE	LHP	MIKE KICKHAM	Claimed by Texas. Optioned to RR.
52	5/6	ADD	RHP	ANDREW KITTREDGE	Transferred from Jackson (AA).
53	5/10	ADD	RHP	TREY COCHRAN-GILL	Transferred from Bakersfield (A+).
54	5/10	ADD	OF	LEON LANDRY	Transferred from Jackson (AA).
55	5/12	DELETE	RHP	TREY COCHRAN-GILL	Transferred to Jackson (AA).
56	5/13	DELETE	RHP	JORDAN PRIES	Placed on Disabled List.
57	5/13	ADD	RHP	STEPHEN LANDAZURI	Transferred from Jackson (AA).
58	5/16	DELETE	LHP	CAM HOBSON	Placed on Disabled List.
59	5/16	ADD	RHP	TONY ZYCH	Transferred from Jackson (AA).
60	5/16	ADD	RHP	RAFAEL PINEDA	Transferred from Bakersfield (A+).
61	5/19	DELETE	C	JOHN BAKER	Released from minor league contract.
62	5/19	ADD	C	JESUS SUCRE	Optioned from Seattle.
63	5/20	DELETE	RHP	RAFAEL PINEDA	Transferred to Bakersfield (A+).
64	5/20	ADD	LHP	EDGAR OLMOS	Resintated from DL, optioned from Seattle.
65	5/20	ADD	RHP	KEVIN GREGG	Signed minor league contract, reports 5/21.
66	5/26	DELETE	RHP	ANDREW KITTREDGE	Transferred to Jackson (AA).
67	5/27	ADD	RHP	DANNY FARQUHAR	Optioned from Seattle.
68	5/29	DELETE	RHP	DOMINIC LEONE	Recalled by Seattle.
69	5/29	DELETE	LHP	LUCAS LUETGE	Recalled by Seattle.
70	5/30	DELETE	LHP	EDGAR OLMOS	Placed on Temporarily Inactive List.
71	5/30	ADD	LHP	JAMES GILLHEENEY	Transferred from Jackson (AA).
72	5/30	ADD	RHP	LOGAN KENSING	Transferred from Extended Spring Training.
73	6/1	DELETE	LHP	JAMES GILLHEENEY	Transferred to Jackson (AA).
74	6/1	ADD	INF	JHOMBHEYKER MORALES	Transferred from Extended Spring Training.
75	6/1	ADD	LHP	LUCAS LUETGE	Optioned from Seattle.
76	6/1	DELETE	RHP	MAYCKOL GUAIBE	Recalled by Seattle.
77	6/1	ADD	INF	CHRIS TAYLOR	Optioned from Seattle.
78	6/2	DELETE	INF	JHOMBHEYKER MORALES	Transferred to Extended Spring Training.
79	6/2	ADD	LHP	TYLER OLSON	Optioned from Seattle.
80	6/2	DELETE	LHP	MIKE MONTGOMERY	Recalled by Seattle.
81	6/2	ADD	RHP	MAYCKOL GUAIBE	Optioned from Seattle.
82	6/2	DELETE	INF	KETEL MARTE	Placed on Disabled List.
83	6/4	ADD	LHP	BRIAN MORAN	Reinstated from Disabled List.
84	6/4	DELETE	LHP	BRIAN MORAN	Transferred to Bakersfield (A+).
85	6/4	ADD	C	STEVE BARON	Transferred from Jackson.
86	6/4	DELETE	C	JESUS SUCRE	Recalled by Seattle.
87	6/6	ADD	LHP	EDGAR OLMOS	Activated from Temporarily Inactive List.
88	6/11	DELETE	RHP	LOGAN KENSING	Placed on Disabled List (retro. 6/11).
89	6/13	DELETE	RHP	DANNY FARQUHAR	Recalled by Seattle.
90	6/13	ADD	RHP	ANDREW KITTREDGE	Transferred from Jackson (AA).
91	6/15	DELETE	OF	JAMES JONES	Recalled by Seattle.
92	6/15	ADD	RHP	DANNY FARQUHAR	Optioned from Seattle.
93	6/15	DELETE	RHP	KEVIN GREGG	Released from minor league contract.
94	6/17	DELETE	INF	LEURY BONILLA	Placed on Disabled List.
95	6/18	ADD	INF	ZACH SHANK	Transferred from Jackson (AA).
96	6/20	ADD	RHP	JORDAN PRIES	Activated from Disabled List.
97	6/20	ADD	OF	JUSTIN RUGGIANO	Outrighted from Seattle.
98	6/24	ADD	LHP	CAM HOBSON	Activated from Disabled List.
99	6/24	DELETE	LHP	CAM HOBSON	Transferred to Jackson (AA).
100	6/24	DELETE	OF	FRANKLIN GUTIERREZ	Recalled by Seattle.
101	6/24	ADD	OF	JAMES JONES	Optioned from Seattle.
102	6/29	ADD	LHP	ANTHONY FERNANDEZ	Activated from Disabled List.
103	6/29	DELETE	LHP	ANTHONY FERNANDEZ	Transferred to Jackson (AA).
104	6/30	ADD	LHP	RAFAEL PEREZ	Return of player loan from Quintana Roo.
105	7/1	DELETE	LHP	RAFAEL PEREZ	Released from minor league contract.
106	7/1	DELETE	RHP	JUSTIN GERMANO	Released from minor league contract.
107	7/1	ADD	INF	LEURY BONILLA	Activated from Disabled List.
108	7/1	DELETE	INF	SHAWN O'MALLEY	Placed on Disabled List.
109	7/2	DELETE	INF	CHRIS TAYLOR	Recalled by Seattle.
110	7/2	ADD	INF	ERICK MEJIA	Transferred from AZL Mariners (ROK).
111	7/2	ADD	C	ERIK KRATZ	Signed as minor league free agent.

FRONT OFFICE

CHENEY STADIUM

COACHES/STAFF

2016 RAINIERS

2015 SEASON REVIEW

OPINIONS

HISTORY & RECORDS

MEDIA & MISC.

2015 RAINIERS TRANSACTIONS (CONTINUED)

FRONT OFFICE

CHENEY STADIUM

COACHES/STAFF

2016 RAINIERS

2015 SEASON REVIEW

OPPONENTS

HISTORY & RECORDS

MEDIA & MISC.

NO.	DATE	ACTION	POS	PLAYER	TRANSACTION
112	7/2	ADD	OF	JULIO MORBAN	Activated from Restricted List.
113	7/2	DELETE	OF	JULIO MORBAN	Transferred to Jackson (AA).
114	7/3	ADD	LHP	ROENIS ELIAS	Optioned from Seattle.
115	7/3	ADD	RHP	TOM WILHELMSEN	Optioned from Seattle.
116	7/3	ADD	LHP	VIDAL NUNO	Optioned from Seattle.
117	7/4	DELETE	OF	JAMES JONES	Recalled by Seattle.
118	7/4	DELETE	RHP	MAYCKOL GUAUPE	Recalled by Seattle.
119	7/4	DELETE	LHP	LUCAS LUETGE	Placed on Disabled List.
120	7/4	DELETE	OF	PATRICK KIVLEHAN	Placed on Temporarily Inactive List.
121	7/4	DELETE	RHP	TONY ZYCH	Transferred to Jackson (AA).
122	7/4	ADD	RHP	LOGAN KENSING	Activated from Disabled List.
123	7/5	ADD	OF	JAMES JONES	Optioned from Seattle.
124	7/8	ADD	RHP	MAYCKOL GUAUPE	Optioned from Seattle.
125	7/9	DELETE	RHP	DANNY FARQUHAR	Recalled by Seattle.
126	7/9	DELETE	LHP	VIDAL NUNO	Recalled by Seattle.
127	7/9	ADD	INF	KETEL MARTE	Activated from Disabled List.
128	7/9	DELETE	INF	KETEL MARTE	Transferred to Jackson (AA).
129	7/9	DELETE	INF	JESUS MONTERO	Recalled by Seattle.
130	7/10	ADD	RHP	CHIEN-MING WANG	Signed as minor league free agent.
131	7/11	DELETE	OF	JAMES JONES	Placed on Disabled List.
132	7/11	DELETE	RHP	STEPHEN LANDAZURI	Transferred to Jackson (AA).
133	7/11	ADD	LHP	JAMES GILLHEENEY	Transferred from Jackson (AA).
134	7/12	ADD	RHP	DANNY FARQUHAR	Optioned from Seattle.
135	7/13	DELETE	INF	ERICK MEJIA	Transferred to AZL Mariners.
136	7/14	ADD	INF	KETEL MARTE	Transferred from Jackson (AA).
137	7/15	DELETE	C	ERIK KRATZ	Released from minor league contract.
138	7/16	ADD	OF	JABARI BLASH	Transferred from Jackson (AA).
139	7/16	ADD	INF	RAFAEL FERNANDEZ	Transferred from Everett (ROK).
140	7/16	DELETE	RHP	SAM GAVIGLIO	Placed on Disabled List.
141	7/17	DELETE	RHP	TOM WILHELMSEN	Recalled by Seattle.
142	7/19	ADD	INF	JESUS MONTERO	Optioned from Seattle.
143	7/20	ADD	OF	PATRICK KIVLEHAN	Activated from Temporarily Inactive List.
144	7/23	DELETE	INF	RAFAEL FERNANDEZ	Transferred to Peoria AZL.
145	7/23	ADD	RHP	TONY ZYCH	Transferred from Jackson (AA).
146	7/26	ADD	RHP	J.C. RAMIREZ	Traded from Reno to Tacoma.
147	7/28	DELETE	RHP	ANDREW KITTREDGE	Transferred to Jackson (AA).
148	7/29	DELETE	INF	ZACH SHANK	Transferred to Jackson (AA).
149	7/29	ADD	INF	D.J. PETERSON	Transferred from Jackson (AA).
150	7/31	DELETE	INF	KETEL MARTE	Recalled to Seattle.
151	7/31	DELETE	INF	JESUS MONTERO	Recalled to Seattle.
152	7/31	DELETE	RHP	CHIEN-MING WANG	Placed on Temporarily Inactive List.
153	7/31	ADD	INF	CHRIS TAYLOR	Optioned from Seattle.
154	7/31	ADD	OF	RAMON FLORES	Traded from New York (AL) (Scranton/WB).
155	8/1	DELETE	OF	LEON LANDRY	Transferred to Jackson (AA).
156	8/1	ADD	INF	SHAWN O'MALLEY	Reinstated from Disabled List.
157	8/1	ADD	RHP	ADRIAN SAMPSON	Traded from Pittsburgh (Indianapolis).
158	8/3	ADD	RHP	JOSE RAMIREZ	Optioned from Seattle.
159	8/4	DELETE	RHP	MAYCKOL GUAUPE	Recalled by Seattle.
160	8/4	DELETE	INF	D.J. PETERSON	Placed on Disabled List.
161	8/4	ADD	RHP	CHIEN-MING WANG	Activated from Temporarily Inactive List.
162	8/6	DELETE	LHP	JAMES GILLHEENEY	Transferred to Jackson (AA).
163	8/6	ADD	INF	PATRICK BRADY	Transferred from Jackson (AA).
164	8/9	DELETE	INF	CARLOS RIVERO	Traded to Boston (Pawtucket).
165	8/10	ADD	INF	DANIEL PAOLINI	Transferred from Jackson (AA).
166	8/14	ADD	RHP	MAYCKOL GUAUPE	Optioned from Seattle.
167	8/15	DELETE	RHP	DANNY FARQUHAR	Recalled by Seattle.
168	8/16	DELETE	OF	RAMON FLORES	Placed on Disabled List.
169	8/16	ADD	LHP	LUCAS LUETGE	Activated from Disabled List.
170	8/17	DELETE	LHP	EDGAR OLMOS	Recalled by Seattle.
171	8/17	ADD	LHP	ROB RASMUSSEN	Optioned from Seattle.
172	8/18	DELETE	RHP	JORDAN PRIES	Placed on Disabled List.
173	8/20	ADD	INF	JJ-MAN CHOI	Reinstated from Disabled List.
174	8/21	DELETE	LHP	ROB RASMUSSEN	Recalled by Seattle.
175	8/22	ADD	RHP	DANNY FARQUHAR	Optioned by Seattle.
176	8/23	DELETE	RHP	LOGAN KENSING	Selected by Seattle.
177	8/23	DELETE	LHP	ROENIS ELIAS	Recalled by Seattle.
178	8/24	ADD	RHP	JOEY STRAIN	Transferred from Everett (ROK)
179	8/24	ADD	RHP	SAM GAVIGLIO	Reinstated from Disabled List.
180	8/25	DELETE	RHP	JOEY STRAIN	Transferred to Everett (ROK).
181	8/27	ADD	C	MIKE ZUNINO	Optioned by Seattle.
182	8/28	DELETE	C	JOHN HICKS	Recalled by Seattle.
183	8/28	ADD	OF	JAMES JONES	Reinstated from Disabled List.
184	8/29	ADD	LHP	MIKE MONTGOMERY	Optioned from Seattle.
185	8/30	DELETE	RHP	MAYCKOL GUAUPE	Recalled by Seattle.
186	8/31	DELETE	OF	JUSTIN RUGGIANO	Outright trade to Oklahoma City (AAA).
187	9/1	DELETE	RHP	TONY ZYCH	Selected by Seattle.
188	9/1	DELETE	INF	SHAWN O'MALLEY	Selected by Seattle.
189	9/1	DELETE	RHP	JOSE RAMIREZ	Recalled by Seattle.
190	9/1	DELETE	OF	STEFEN ROMERO	Recalled by Seattle.
191	9/1	ADD	RHP	MATT ANDERSON	Transferred from Jackson (AA).
192	9/1	ADD	RHP	ANDREW KITTREDGE	Transferred from Jackson (AA).
193	9/1	ADD	OF	JULIO MORBAN	Transferred from Jackson (AA).
194	9/1	ADD	INF	JESUS MONTERO	Optioned from Seattle.
195	9/6	ADD	RHP	KYLE SCHEPEL	Transferred from Jackson (AA).



OPPONENTS



ALBUQUERQUE ISOTOPES

ISOTOPES BALLPARK

1601 AVENIDA CESAR CHAVEZ SE, ALBUQUERQUE, NM 87106

PRESIDENT: KEN YOUNG

FIELD MANAGER: GLENALLEN HILL

2015 RECORD, FINISH: 62-82, 3RD IN PACIFIC SOUTHERN DIVISION

OPENED:	CAPACITY:	LEFT:	CENTER:	RIGHT:
2003	13,500	340	400	340

TRIPLE-A AFFILIATE OF THE COLORADO ROCKIES (SINCE 2015)

Rainiers vs. Albuquerque

2015 vs. ABQ 8-8
 2015 at ABQ 4-4
 2015 at TAC 4-4
 All-Time vs. ABQ 218-240-1

Series Sweeps

by TAC Aug. 3-8, 2008
 (4-Game Series at TAC)
 by ABQ May 13-16, 2006
 (4-Game Series at TAC)

2016 Schedule

at Tacoma:
 Apr. 7-10 & July 30-Aug. 2

at Albuquerque:
 Apr. 15-18 & May 6-9

2016 Field Staff

Manager Glenallen Hill
 Pitching Coach Darryl Scott
 Hitting Coach John Shelby
 Trainer Heath Townsend
 Strength Coach Marcus Lefton

Series Results, Last 10 Years

Year	Home	Road	Total
2015	4-4	4-4	8-8
2014	3-5	6-2	9-7
2013	---	2-2	2-2
2012	1-3	---	1-3
2011	---	2-2	2-2
2010	3-1	---	3-1
2009	---	2-2	2-2
2008	4-0	---	4-0
2007	---	2-2	2-2
2006	0-4	---	0-0



COLORADO SPRINGS SKY SOX

SECURITY SERVICE FIELD

4385 TUTT BLVD, COLORADO SPRINGS, CO 80922

GENERAL MANGER: TONY ENSOR

FIELD MANAGER: RICK SWEET

2015 RECORD, FINISH: 62-81, 4TH IN AMERICAN NORTHERN DIVISION

OPENED:	CAPACITY:	LEFT:	CENTER:	RIGHT:
1988	8,500	350	410	350

TRIPLE-A AFFILIATE OF THE MILWAUKEE BREWERS (SINCE 2015)

Rainiers vs. Col. Springs

2015 vs. CSP 2-2
 2015 at CSP 2-2
 2015 at TAC N/A
 All-Time vs. CSP 167-169

Series Sweeps

by TAC July 1-3, 2013
 (3-Game Series at TAC)
 by CSP July 20-23, 2012
 (5-Game Series at CSP)

2016 Schedule

at Tacoma:
 July 14-17

at Col. Springs:
 N/A

2016 Field Staff

Manager Rick Sweet
 Pitching Coach Fred Dabney
 Hitting Coach Bob Skube
 Trainer Aaron Hoback
 Strength Coach.. Andrew Emmick

Series Results, Last 10 Years

Year	Home	Road	Total
2015	---	2-2	2-2
2014	2-2	---	2-2
2013	7-1	4-4	11-5
2012	4-4	0-8	4-12
2011	3-5	5-3	8-8
2010	4-4	3-5	7-9
2009	6-2	2-6	8-8
2008	3-5	3-5	6-10
2007	4-4	3-5	7-9
2006	7-1	4-4	11-5



EL PASO CHIHUAHUAS

SOUTHWEST UNIVERSITY PARK
123 W. MILLS, SUITE 300, EL PASO, TX 79901

PRESIDENT: ALAN LEDFORD

FIELD MANAGER: ROD BARAJAS

2015 RECORD, FINISH: 78-66, 1ST IN PACIFIC SOUTHERN DIVISION

OPENED:	CAPACITY:	LEFT:	CENTER:	RIGHT:
2014	8,018	324	406	322

TRIPLE-A AFFILIATE OF THE SAN DIEGO PADRES (SINCE 2014)

Rainiers vs. El Paso

2015 vs. ELP.....	8-8
2015 at ELP.....	5-3
2015 at TAC.....	3-5
All-Time vs. ELP.....	12-20

Series Sweeps

by TAC..... NONE

by ELP..... NONE

2016 Schedule

at Tacoma:
Apr. 11-14 & July 26-29

at El Paso:
Apr. 19-22 & Aug. 3-6

2016 Field Staff

Manager..... Rod Barajas
Pitching Coach Bronswell Patrick
Hitting Coach..... Morgan Burkhardt
Trainer..... Nate Stewart
Asst. Trainer..... Isak Yoon
Strength Coach..... A.J. Russell

Entire Series Results

Year	Home	Road	Total
2015	3-5	5-3	8-8
2014	2-6	2-6	4-12



FRESNO GRIZZLIES

CHUKCHANSI PARK
1800 TULARE ST, FRESNO, CA 93721

PRESIDENT: CHRIS CUMMINGS

FIELD MANAGER: TONY DeFRANCESCO

2015 RECORD, FINISH: 84-59, 1ST IN PACIFIC NORTHERN DIVISION

OPENED:	CAPACITY:	LEFT:	CENTER:	RIGHT:
2002	12,500	324	400	335

TRIPLE-A AFFILIATE OF THE HOUSTON ASTROS (SINCE 2015)

Rainiers vs. Fresno

2015 vs. FRN.....	10-6
2015 at FRN.....	4-4
2015 at TAC.....	6-2
All-Time vs. FRN.....	142-113

Series Sweeps

by TAC..... April 22-25, 2009
(4-Game Series at FRN)

by FRN..... July 8-11, 2004
(4-Game Series at TAC)

2016 Schedule

at Tacoma:
June 17-20 & Aug. 29-Sep. 1

at Fresno:
May 10-13 & June 25-28

2016 Field Staff

Manager..... Tony DeFrancesco
Pitching Coach..... Dylan Miller
Hitting Coach..... Ralph Dickenson
Trainer..... Bryan Baca
Strength Coach..... Trey Wiedman

Series Results, Last 10 Years

Year	Home	Road	Total
2015	6-2	4-4	10-2
2014	5-3	4-4	9-7
2013	5-3	3-5	8-8
2012	4-4	3-5	7-9
2011	4-4	4-4	8-8
2010	4-4	3-5	7-9
2009	3-5	7-1	10-6
2008	6-2	4-4	10-6
2007	5-3	3-5	8-8
2006	6-2	3-5	9-7



IOWA CUBS

PRINCIPAL PARK

ONE LINE DRIVE, DES MOINES, IA 50309

PRESIDENT: SAM BERNABE

FIELD MANAGER: MARTY PEVEY

2015 RECORD, FINISH: 80-64, 2ND IN AMERICAN NORTHERN DIVISION

OPENED:	CAPACITY:	LEFT:	CENTER:	RIGHT:
1992	11,500	335	400	335

TRIPLE-A AFFILIATE OF THE CHICAGO CUBS (SINCE 1993)

Rainiers vs. Iowa

2015 vs. IOW.....	1-3
2015 at IOW.....	1-3
2015 at TAC.....	N/A
All-Time vs. IOW.....	41-46

Series Sweeps

by TAC.....	July 26-29, 2005 (4-Game Series at TAC)
by IOW.....	Aug. 4-7, 2010 (4-Game Series at IWA)

2016 Schedule

at Tacoma:
May 19-22
at Iowa:
N/A

2016 Field Staff

Manager.....	Marty Pevey
Pitching Coach.....	Rod Nichols
Hitting Coach.....	Brian Harper
Asst. Hitting.....	Leonel Perez
Trainer.....	Shane Nelson
Strength Coach.....	Sean Folan

Series Results, Last 10 Years

Year	Home	Road	Total
2015	---	1-3	1-3
2014	2-2	---	2-2
2013	2-2	---	2-2
2012	---	3-1	3-1
2011	3-1	---	3-1
2010	---	0-4	0-4
2009	1-3	---	1-3
2008	---	1-3	1-3
2007	1-3	---	1-3
2006	---	2-2	2-2



LAS VEGAS 51s

CASHMAN FIELD

850 LAS VEGAS BLVD. N., LAS VEGAS, NV 89101

PRESIDENT: DON LOGAN

FIELD MANAGER: WALLY BACKMAN

2015 RECORD, FINISH: 77-67, 2ND IN PACIFIC SOUTHERN DIVISION

OPENED:	CAPACITY:	LEFT:	CENTER:	RIGHT:
1983	9,334	328	433	328

TRIPLE-A AFFILIATE OF THE NEW YORK METS (SINCE 2013)

Rainiers vs. Las Vegas

2015 vs. LVG.....	8-8
2015 at LVG.....	3-5
2015 at TAC.....	5-3
All-Time vs. LVG.....	247-231

Series Sweeps

by TAC.....	April 25-28, 2013 (4-Game Series at LVG)
by LVG.....	April 20-23, 2002 (4-Game Series at LVG)

2016 Schedule

at Tacoma:
June 30 - July 3 & Aug. 20-23
at Las Vegas:
Apr. 28-May 1 & June 4-7

2016 Field Staff

Manager.....	Wally Backman
Pitching Coach.....	Frank Viola
Hitting Coach.....	Jack Voigt
Trainer.....	Deb Iwanow
Strength Coach.....	Jon Cioffi

Series Results, Last 10 Years

Year	Home	Road	Total
2015	5-3	3-5	8-8
2014	6-2	2-6	8-8
2013	3-5	7-1	10-6
2012	4-4	3-5	7-9
2011	4-4	5-3	9-7
2010	4-4	5-3	9-7
2009	5-3	3-5	8-8
2008	5-3	6-2	11-5
2007	5-3	5-3	10-6
2006	4-4	5-3	9-7



MEMPHIS REDBIRDS

AUTOZONE PARK

198 UNION AVENUE, MEMPHIS, TN, 38103

GENERAL MANAGER: CRAIG UNGER

FIELD MANAGER: MIKE SHILDT

2015 RECORD, FINISH: 73-71, 2ND IN AMERICAN SOUTHERN DIVISION

OPENED:	CAPACITY:	LEFT:	CENTER:	RIGHT:
2000	10,000	319	400	322

TRIPLE-A AFFILIATE OF THE ST. LOUIS CARDINALS (SINCE 1998)

Rainiers vs. Memphis

2015 vs. MEM	2-2
2015 at MEM	N/A
2015 at TAC	2-2
All-Time vs. MEM	46-42

Series Sweeps

by TAC..... NONE

by MEM..... May 15-18, 2010
(4-Game Series at MEM)

2016 Schedule

at Tacoma:
N/A

at Memphis:
Aug. 12-15

2016 Field Staff

Manager.....Mike Shildt
Pitching Coach..Bryan Eversgerd
Hitting Coach..... Mark Budaska
Coach.....Robby Hisert
Trainer.....TBA

Series Results, Last 10 Years

Year	Home	Road	Total
2015	2-2	---	2-2
2014	---	2-2	2-2
2013	2-2	---	2-2
2012	---	2-2	2-2
2011	2-2	---	2-2
2010	---	0-4	0-4
2009	3-1	---	3-1
2008	---	2-2	2-2
2007	3-1	---	3-1
2006	---	2-2	2-2



NASHVILLE SOUNDS

FIRST TENNESSEE PARK

401 JACKSON ST., NASHVILLE, TN, 37203

CHIEF OPERATING OFFICER: GARRY ARTHUR

FIELD MANAGER: STEVE SCARSONE

2015 RECORD, FINISH: 66-78, 3RD IN AMERICAN SOUTHERN DIVISION

OPENED:	CAPACITY:	LEFT:	CENTER:	RIGHT:
2015	10,000	329	404	310

TRIPLE-A AFFILIATE OF THE OAKLAND ATHLETICS (SINCE 2015)

Rainiers vs. Nashville

2015 vs. NAS	3-1
2015 at NAS	N/A
2015 at TAC	3-1
All-Time vs. NAS	50-36

Series Sweeps

by TAC..... June 13-16, 2014
(4-Game Series at NVL)

by NAS..... NONE

2016 Schedule

at Tacoma:
N/A

at Nashville:
Aug. 15-19

2016 Field Staff

Manager..... Steve Scarsonne
Pitching CoachRick Rodriguez
Hitting Coach..... Eric Martins
Trainer.....Brad LaRosa
Strength Coach.....A.J. Seeliger

Series Results, Last 10 Years

Year	Home	Road	Total
2015	3-1	---	3-1
2014	---	4-0	4-0
2013	3-1	---	3-1
2012	---	1-3	1-3
2011	3-1	---	3-1
2010	---	2-2	2-2
2009	3-1	---	3-1
2008	---	3-1	3-1
2007	2-2	---	2-2
2006	---	1-3	1-3



NEW ORLEANS ZEPHYRS

ZEPHYR FIELD
6000 AIRLINE DR., METAIRIE, LA 70003

PRESIDENT: DON BEAVER

FIELD MANAGER: ARNIE BEYELER

2015 RECORD, FINISH: 58-86, 4TH IN AMERICAN SOUTHERN DIVISION

OPENED:	CAPACITY:	LEFT:	CENTER:	RIGHT:
1997	10,000	325	400	325

TRIPLE-A AFFILIATE OF THE MIAMI MARLINS (SINCE 2009)

Rainiers vs. New Orleans

2015 vs. NO	3-1
2015 at NO	N/A
2015 at TAC.....	3-1
All-Time vs. NO	39-49

Series Sweeps

by TAC.....May 20-23, 2010
(4-Game Series at TAC)

by NO.....July 24-27, 2007
(4-Game Series at NO)

2016 Schedule

at Tacoma:
N/A

at New Orleans:
May 27-30

2016 Field Staff

Manager.....	Arnie Beyeler
Pitching Coach	Derek Botehlo
Hitting Coach.....	Paul Phillips
Bullpen Coach.....	Ronnie Deck
Trainer	Brian Bobier
Strength Coach.....	Quentin Eberhardt

Series Results, Last 10 Years

Year	Home	Road	Total
2015	3-1	---	3-1
2014	---	3-1	3-1
2013	---	3-1	3-1
2012	1-3	---	1-3
2011	---	2-2	2-2
2010	4-0	---	4-0
2009	---	2-2	2-2
2008	2-2	---	2-2
2007	---	0-4	0-4
2006	1-3	---	1-3



OKLAHOMA CITY DODGERS

CHICKASAW BRICKTOWN BALLPARK
2 SOUTH MICKEY MANTLE DR. OKLAHOMA CITY, OK 73104

PRESIDENT: MICHAEL BYRNES

FIELD MANAGER: BILL HASELMAN

2015 RECORD, FINISH: 86-58, 1ST IN AMERICAN NORTHERN DIVISION

OPENED:	CAPACITY:	LEFT:	CENTER:	RIGHT:
1998	9,000	325	400	325

TRIPLE-A AFFILIATE OF THE LOS ANGELES DODGERS (SINCE 2015)

Rainiers vs. Oklahoma City

2015 vs. OKC	2-2
2015 at OKC.....	2-2
2015 at TAC.....	N/A
All-Time vs. OKC	72-69

Series Sweeps

by TAC.....June 21-24, 2014
(4-Game Series at TAC)

by OKC.....May 7-10, 2013
(4-Game Series at OKC)

2016 Schedule

at Tacoma:
July 18-21

at Oklahoma City:
N/A

2016 Field Staff

Manager.....	Bill Haselman
Pitching Coach	Matt Herges
Hitting Coach.....	Shawn Wooten
Coach.....	Luis Matos
Trainer	TBA
Strength Coach.....	TBA

Series Results, Last 10 Years

Year	Home	Road	Total
2015	---	2-2	2-2
2014	4-0	---	4-0
2013	---	0-4	0-4
2012	3-1	---	3-1
2011	---	2-2	2-2
2010	1-2	---	1-2
2009	---	2-2	2-2
2008	2-2	---	2-2
2007	---	3-1	3-1
2006	3-1	---	3-1



OMAHA STORM CHASERS

WERNER PARK
12356 BALLPARK WAY, PAPIILLION, NE 68046

PRESIDENT: MARTIE J. CORDARO

FIELD MANAGER: BRIAN POLDBERG

2015 RECORD, FINISH: 80-64, 3RD IN AMERICAN NORTHERN DIVISION

OPENED:	CAPACITY:	LEFT:	CENTER:	RIGHT:
2011	9,023	310	402	315

TRIPLE-A AFFILIATE OF THE KANSAS CITY ROYALS (SINCE 1969)

Rainiers vs. Omaha

2015 vs. OMA	1-3
2015 at OMA	1-3
2015 at TAC	N/A
All-Time vs. OMA	41-46

Series Sweeps

by TAC.....May 11-13, 2008
(4-Game Series at OMA)

by OMA.....July 30-Aug. 2, 2013
(4-Game Series at TAC)

2016 Schedule

at Tacoma:
May 14-17

at Omaha:
N/A

2016 Field Staff

Manager..... Brian Poldberg
Pitching Coach.....Andy Hawkins
Hitting Coach..... Tommy Gregg
Trainer.....Dave Iannicca
Strength Coach.....Joe Greany

Series Results, Last 10 Years

Year	Home	Road	Total
2015	---	1-3	1-3
2014	2-2	---	2-2
2013	0-4	---	0-4
2012	---	2-2	2-2
2011	0-4	---	0-4
2010	---	0-4	0-4
2009	2-2	---	2-2
2008	---	4-0	4-0
2007	2-2	---	2-2
2006	---	4-0	4-0



RENO ACES

ACES BALLPARK
250 EVANS AVE., RENO, NV 89501

PRESIDENT: ERIC EDELSTEIN

FIELD MANAGER: PHIL NEVIN

2015 RECORD, FINISH: 70-74, 3RD IN PACIFIC NORTHERN DIVISION

OPENED:	CAPACITY:	LEFT:	CENTER:	RIGHT:
2009	9,100	339	410	340

TRIPLE-A AFFILIATE OF THE ARIZONA DIAMONDBACKS (SINCE 2009)

Rainiers vs. Reno

2015 vs. REN	7-9
2015 at REN	3-5
2015 at TAC	4-4
All-Time vs. REN	39-73

Series Sweeps

by TAC.....NONE

by REN.....May 29-June 1, 2012
(4-Game Series at REN)

2016 Schedule

at Tacoma:
June 9-12 & Sep. 2-5

at Reno:
July 4-6 & Aug. 24-28

2016 Field Staff

Manager.....Phil Nevin
Pitching Coach..... Gil Heredia
Hitting Coach..... Greg Gross
Coach..... Tack Wilson
Trainer.....Masa Abe
Strength Coach.....Matt Tenney

Entire Series Results

Year	Home	Road	Total
2015	4-4	3-5	7-9
2014	3-5	4-4	7-9
2013	3-5	3-5	6-10
2012	5-3	0-8	5-11
2011	2-6	2-6	4-12
2010	4-4	3-5	7-9
2009	2-6	1-7	3-13

FRONT OFFICE

CHENEY STADIUM

COACHES/STAFF

2016 RAINIERS

2015 SEASON REVIEW

OPPONENTS

HISTORY & RECORDS

MEDIA & MISC.



ROUND ROCK EXPRESS

DELL DIAMOND

3400 E. PALM VALLEY BLVD., ROUND ROCK, TX 78665

PRESIDENT: JAY MILLER

FIELD MANAGER: JASON WOOD

2015 RECORD, FINISH: 78-66, 1ST IN AMERICAN SOUTHERN DIVISION

OPENED:	CAPACITY:	LEFT:	CENTER:	RIGHT:
2000	8,722	330	405	325

TRIPLE-A AFFILIATE OF THE TEXAS RANGERS (SINCE 2011)

Rainiers vs. Round Rock

2015 vs. RR.....	3-1
2015 at RR.....	N/A
2015 at TAC.....	3-1
All-Time vs. RR.....	30-14

Series Sweeps

by TAC..... Aug. 5-8, 2009
(4-Game Series at TAC)

by RR..... NONE

2016 Schedule

at Tacoma:
N/A

at Round Rock:
May 23-26

2016 Field Staff

Manager.....	Jason Wood
Pitching Coach.....	Greg Hibbard
Hitting Coach.....	Jim Presley
Coach.....	Geno Petralli
Trainer.....	Carlos Olivas
Strength Coach.....	Ric Mabie

Entire Series Results

Year	Home	Road	Total
2015	3-1	---	3-1
2014	---	2-2	2-2
2013	---	2-2	2-2
2012	3-1	---	3-1
2011	---	3-1	3-1
2010	3-1	---	3-1
2009	---	4-0	4-0
2008	4-0	---	4-0
2007	---	1-3	1-3
2006	3-1	---	3-1



SACRAMENTO RIVER CATS

RALEY FIELD

400 BALLPARK DR., WEST SACRAMENTO, CA 95691

GENERAL MANAGER: JEFF SAVAGE

FIELD MANAGER: JOSÉ ALGUACIL

2015 RECORD, FINISH: 71-73, 2ND PACIFIC NORTHERN DIVISION

OPENED:	CAPACITY:	LEFT:	CENTER:	RIGHT:
2000	14,014	330	403	325

TRIPLE-A AFFILIATE OF THE SAN FRANCISCO GIANTS (SINCE 2015)

Rainiers vs. Sacramento

2015 vs. SAC.....	5-11
2015 at SAC.....	4-4
2015 at TAC.....	1-7
All-Time vs. SAC.....	170-188

Series Sweeps

by TAC..... April 21-24, 2001
(4-Game Series at SAC)

by SAC..... Aug. 11-14, 2015
(4-Game Series at TAC)

2016 Schedule

at Tacoma:
Apr. 23-26 & Aug. 7-10

at Sacramento:
June 21-24 & July 7-10

2016 Field Staff

Manager.....	José Alguacil
Pitching Coach ...	Dwight Bernard
Hitting Coach.....	Damon Minor
Trainer.....	LJ Petra
Strength Coach.....	Adam Vish

Series Results, Last 10 Years

Year	Home	Road	Total
2015	1-7	4-4	5-11
2014	5-3	3-5	8-8
2013	5-3	5-3	10-6
2012	2-6	5-3	7-9
2011	1-7	5-3	6-10
2010	4-4	4-4	8-8
2009	3-5	4-4	7-9
2008	5-3	4-4	9-7
2007	4-4	3-5	7-9
2006	3-5	5-3	8-8



SALT LAKE BEES

SMITH'S BALLPARK
77 WEST 1300 SOUTH, SALT LAKE CITY, UT 84115

GENERAL MANAGER: MARC AMICONE

FIELD MANAGER: KEITH JOHNSON

2015 RECORD, FINISH: 58-86, 4TH IN PACIFIC SOUTHERN DIVISION

OPENED:	CAPACITY:	LEFT:	CENTER:	RIGHT:
1994	15,334	345	420	315

TRIPLE-A AFFILIATE OF THE LOS ANGELES ANGELS (SINCE 2001)

Rainiers vs. Salt Lake

2015 vs. SLK.....	5-11
2015 at SLK.....	3-5
2015 at TAC.....	2-6
All-Time vs. SLK.....	311-301-1

Series Sweeps

by TAC..... July 4-7, 2010
(4-Game Series at SLK)

by SLK..... June 7-10, 2012
(4-Game Series at TAC)

2016 Schedule

at Tacoma:
May 2-5 & May 31-June 3

at Salt Lake:
June 13-16 & July 22-25

2016 Field Staff

Manager..... Keith Johnson
Pitching Coach..... Erik Bennett
Hitting Coach..... Tom Tornincasa
Trainer..... Brian Reinker
Strength Coach..... Andrew Chappell

Series Results, Last 10 Years

Year	Home	Road	Total
2015	2-6	3-5	5-11
2014	4-4	4-4	8-8
2013	3-5	4-4	7-9
2012	2-6	5-3	7-9
2011	4-4	3-5	7-9
2010	5-3	7-1	12-4
2009	2-6	4-4	6-10
2008	4-4	1-7	5-11
2007	3-5	2-6	5-11
2006	5-3	3-5	8-8



PACIFIC COAST LEAGUE

ONE CHISHOLM TRAIL, SUITE 4200
ROUND ROCK, TX 78681

PRESIDENT: BRANCH B. RICKEY
DIRECTOR OF BUSINESS: MELANIE FIORE
DIRECTOR OF BASEBALL OPERATIONS: DWIGHT HALL
PR AND OPERATIONS ASSISTANT: MATT GRILLI

ESTABLISHED:	TEAMS:
1879	16

2016 PACIFIC COAST LEAGUE PLAYOFF PROCEDURES

RD 1 - CONF CHAMP SERIES

- Sept. 7: Am South at Am North
Pac North at Pac South
- Sept. 9: Am South at Am North
Pac North at Pac South
- Sept. 9: Am North at Am South
Pac South at Pac North
- *Sept. 10: Am North at Am South
Pac South at Pac North
- *Sept. 11: Am North at Am South
Pac South at Pac North

**if necessary*

RD 2 - LEAGUE CHAMP SERIES

- Sept. 13: Amer Conf at Pac Conf
- Sept. 14: Amer Conf at Pac Conf
- Sept. 16: Pac Conf at Amer Conf
- *Sept. 17: Pac Conf at Amer Conf
- *Sept. 18: Pac Conf at Amer Conf

**if necessary*

GILDAN TRIPLE-A NATL CHAMP

Tuesday, September 20
AutoZone Park
Memphis, TN

PCL Champion
vs.

International League Champion

TV Info: NBC Sports Network,
7 p.m. Central Time

FRONT
OFFICE

CHENEY
STADIUM

COACHES/STAFF

2016 RAINIERS

2015 SEASON
REVIEW

OPPONENTS

HISTORY &
RECORDS

MEDIA &
MISC.

BEFORE THEY WERE MAJOR LEAGUE STARS THEY WERE ON

KRIS BRYANT
2015 IOWA CUBS
2015 NL ROOKIE OF THE YEAR

JOSH DONALDSON
2009 MIDLAND ROCKHOUNDS
2015 AL MOST VALUABLE PLAYER

BRYCE HARPER
2011 HAGERSTOWN SUNS
2015 NL MOST VALUABLE PLAYER

DALLAS KEUCHEL
2009 TRI-CITY VALLEYCATS
2015 AL CY YOUNG AWARD

JAKE ARRIETA
2012 NORFOLK TIDES
2015 NL CY YOUNG AWARD

CARLOS CORREA
2014 LANCASTER JETHAWKS
2015 AL ROOKIE OF THE YEAR

★★★★★ FOLLOW THE STARS OF TOMORROW TODAY ★★★★★

VISIT 

WATCH 

LISTEN 

DOWNLOAD





HISTORY & RECORDS

CAREER BATTING LEADERS

BATTING AVERAGE*

1. Brian Raabe.....	352
2. Lyman Bostock.....	342
3. Troy Neel.....	339
4. Willie Norwood.....	337
5. Brock Davis.....	334
6. Jim Holt.....	333
7. Carmen Fanzzone.....	327
8. Hosken Powell.....	326
9. Jesus Alou.....	324
10. Matt Mangini.....	321
11. Jimmy Sexton.....	318
12. Mitchell Page.....	316
13. Jesus Montero.....	315
14. Chris Taylor.....	313
15. Danny O'Connell.....	312
Luis Polonia.....	312
Aaron Holbert.....	312
18. Mike Adams.....	310
19. Francisco Matos.....	309
Jeremy Reed.....	309
Johan Limonta.....	309

* minimum 500 plate appearances

GAMES

1. Gil Garrido.....	691
2. Tom Kelly.....	536
3. Danny Goodwin.....	435
Bob Perry.....	435
5. Bill Hain.....	400
6. Bryan LaHair.....	399
7. Ron Witmeyer.....	398
8. Randy Bass.....	395
9. Rick Renick.....	386
10. Dick Phillips.....	375
11. Eric Fox.....	370
12. Jim Van Wyck.....	368
13. Dusty Rhodes.....	358
14. Larry Arndt.....	353
15. Bill Bathe.....	348
16. Thad Reece.....	343
17. Rob Johnson.....	340
18. Oswaldo Navarro.....	335
19. Jeff Clement.....	332
20. Ron Campbell.....	329

AT-BATS

1. Gil Garrido.....	2651
2. Tom Kelly.....	1666
3. Bryan LaHair.....	1527
4. Danny Goodwin.....	1520
5. Bob Perry.....	1414
6. Ron Witmeyer.....	1413
7. Bill Hain.....	1388
8. Eric Fox.....	1372
9. Rick Renick.....	1345
10. Randy Bass.....	1303
11. Larry Arndt.....	1253
12. Jeff Clement.....	1245
Matt Tuasosopo.....	1245
14. Rob Johnson.....	1240
15. Dick Phillips.....	1237
16. Mike Carp.....	1212
17. Ron Campbell.....	1195
18. Oswaldo Navarro.....	1145
19. Bill Bathe.....	1138
20. Raul Ibanez.....	1121

RUNS

1. Gil Garrido.....	338
2. Tom Kelly.....	329
3. Rick Renick.....	233
4. Matt Tuasosopo.....	229
5. Bryan LaHair.....	226
6. Eric Fox.....	217
7. Randy Bass.....	216
8. Danny Goodwin.....	215
9. Bob Perry.....	210
10. Alex Liddi.....	206
11. Jeff Clement.....	204
12. Mike Carp.....	201
13. Kelvin Moore.....	187
Dick Phillips.....	187
Mike Wilson.....	187
16. Doug Jennings.....	186
17. Dan Rohrmeier.....	179
18. Raul Ibanez.....	178
19. Ron Witmeyer.....	176
20. Dusty Rhodes.....	175

HITS

1. Gil Garrido.....	663
2. Tom Kelly.....	461
3. Danny Goodwin.....	454
4. Bryan LaHair.....	433
5. Bob Perry.....	395
6. Eric Fox.....	385
7. Randy Bass.....	374
8. Rick Renick.....	358
9. Ron Witmeyer.....	355
10. Jeff Clement.....	353
11. Dick Phillips.....	338
12. Bill Hain.....	337
Rob Johnson.....	337
14. Larry Arndt.....	336
15. Mike Carp.....	334
16. Matt Tuasosopo.....	317
17. Andy Sheets.....	315
18. Raul Ibanez.....	314
19. Doug Jennings.....	313
20. Kelvin Moore.....	311

TOTAL BASES

1. Gil Garrido.....	782
2. Danny Goodwin.....	754
3. Bryan LaHair.....	738
4. Tom Kelly.....	731
5. Bob Perry.....	647
6. Randy Bass.....	645
7. Rick Renick.....	641
8. Jeff Clement.....	616
9. Mike Carp.....	603
10. Dan Rohrmeier.....	565
11. Eric Fox.....	555
12. Kelvin Moore.....	550
13. Bill Hain.....	545
14. Matt Tuasosopo.....	535
15. Alex Liddi.....	517
16. Ron Witmeyer.....	514
17. Stefen Romero.....	504
18. Raul Ibanez.....	501
Carlos Peguero.....	501
20. Dick Phillips.....	495

DOUBLES

1. Bryan LaHair.....	110
2. Jeff Clement.....	95
3. Dan Rohrmeier.....	94
4. Brad Seitzer.....	79
5. Danny Goodwin.....	78
6. Matt Tuasosopo.....	73
7. Dann Howitt.....	72
Doug Jennings.....	72
Chad Alexander.....	72
Juan Thomas.....	72
Rob Johnson.....	72
12. Andy Sheets.....	68
Mike Morse.....	68
14. Ron Witmeyer.....	67
Stefen Romero.....	67
16. Eric Fox.....	65
17. Raul Ibanez.....	64
Mike Carp.....	64
19. Billy Bathe.....	63
20. Tom Kelly.....	62
Prentice Redman.....	62

TRIPLES

1. Gil Garrido.....	24
2. Bob Perry.....	21
3. Eric Fox.....	18
4. Del Alston.....	15
Danny Goodwin.....	15
Ricky Peters.....	15
Kenny Kelly.....	15
8. Kevin Rhomberg.....	14
Andy Sheets.....	14
Kevin Ward.....	14
Rick Renick.....	14
11. Mike Adams.....	13
Marcos Armas.....	13
Jim Nettles.....	13
Tom Sain.....	13
Chris Taylor.....	13
16. Tom Romano.....	12
Gary Thurman.....	12
Randy Bass.....	12
20. Twelve with.....	11

HOME RUNS

1. Rick Renick.....	72
2. Mike Carp.....	67
3. Tom Kelly.....	66
4. Randy Bass.....	64
Danny Goodwin.....	64
6. Bryan LaHair.....	60
7. Dan Rohrmeier.....	58
8. Kelvin Moore.....	57
9. Carlos Peguero.....	53
10. Jeff Clement.....	52
Alex Liddi.....	52
12. Bob Perry.....	50
Mike Wilson.....	50
14. Dusty Rhodes.....	48
Danny Walton.....	48
16. Bill Hain.....	46
17. Adrian Garrett.....	43
Matt Tuasosopo.....	43
19. Craig Kusick.....	42
Wladimir Balentien.....	42
Prentice Redman.....	42

FRONT OFFICE
CHENEY STADIUM

COACHES/STAFF

2016 RAINIERS

2015 SEASON REVIEW

OPPONENTS

HISTORY & RECORDS

MEDIA & MISC.

CAREER BATTING LEADERS

RUNS BATTED IN

1. Danny Goodwin	301
2. Randy Bass	273
3. Tom Kelly	263
Bryan LaHair	263
5. Rick Renick	227
6. Bob Perry	225
7. Dan Rohrmeier	224
8. Jeff Clement	223
9. Mike Carp	221
10. Kelvin Moore	213
11. Matt Tuiasosopo	206
12. Dick Phillips	198
13. Bill Hain	196
14. Ron Witmeyer	193
15. Stefen Romero	189
16. Carlos Peguero	184
17. Rob Nelson	182
18. Alex Liddi	177
19. Dusty Rhodes	175
20. Dann Howitt	169

WALKS

1. Tom Kelly	362
2. Randy Bass	294
3. Danny Goodwin	237
4. Gil Garrido	226
5. Dusty Rhodes	212
6. Rick Renick	197
7. Gary Jones	194
8. Matt Tuiasosopo	190
9. Doug Jennings	189
10. Dick Phillips	184
11. Ricky Peters	183
12. Craig Kusick	173
13. Ron Witmeyer	170
14. Mike Adams	164
15. Bryan LaHair	162
16. Rob Nelson	159
17. Brad Seitzer	157
18. Jeff Clement	155
19. Bob Farley	154
Eric Fox	154

STRIKEOUTS

1. Bryan LaHair	378
2. Matt Tuiasosopo	354
3. Carlos Peguero	341
4. Alex Liddi	331
5. Kelvin Moore	316
6. Rick Renick	308
7. Danny Goodwin	307
8. Bob Perry	306
9. Tom Kelly	297
10. Larry Arndt	277
11. Mike Carp	273
12. Bill Hain	269
13. Mike Wilson	265
14. Gil Garrido	255
15. Randy Bass	253
16. Jeff Clement	252
17. Rob Nelson	248
18. Juan Thomas	243
19. Andy Sheets	236
20. Steve Howard	235

STOLEN BASES

1. Del Alston	92
2. Mike Davis	76
3. Ricky Peters	72
4. Luis Polonia	71
5. Jamal Strong	70
6. Jimmy Sexton	65
7. Lance Blankenship	61
8. Keith Thrower	57
9. Jose Cardenal	56
10. Eric Fox	55
11. James Buccheri	54
12. Mike Woodard	49
13. Tom Romano	48
Charles Gipson	48
15. Gil Garrido	47
Scott Podsednik	47
17. Shin Soo Choo	46
18. Larry Arndt	45
19. Gary Jones	44
20. Rusty McNealy	43



Raul Ibanez (1996-2000, 2004) ranks among the top 20 Tacoma franchise batting leaders in at-bats (1,121), runs scored (178), hits (314), total bases (501), and doubles (64).

FRONT
OFFICE

CHENEY
STADIUM

COACHES/STAFF

2016 RAINIERS

2015 SEASON
REVIEW

OPPONENTS

HISTORY &
RECORDS

MEDIA &
MISC.

CAREER PITCHING LEADERS

WINS

1. Ron Herbel	43
2. Mark Wiley	40
3. Steve Luebber	39
4. Eddie Bane	38
5. Gerry Thomas	36
Brian Sweeney	36
7. Mike Pazik	34
8. Juan Veintidos	30
Curt Young	30
10. Jim Hughes	28
Danny Rivas	28
Chris Seddon	28
13. Gaylord Perry	27
Ryan Franklin	27
15. Eddie Hands	26
Eddie Fisher	26
Dick LeMay	26
Cha Seung Baek	26
19. Andy Baldwin	25
20. Bob Garibaldi	24
George Sherrod	24

LOSSES

1. Ron Herbel	46
2. Tim Harikkala	35
3. Steve Luebber	34
4. Jim Hughes	33
5. Eddie Bane	32
Mark Wiley	32
7. Gerry Thomas	31
8. George Sherrod	30
9. Juan Veintidos	26
Brian Sweeney	26
11. Bob Garibaldi	25
Ryan Franklin	25
13. Rich Bordi	24
Danny Rivas	24
15. Scott Atchison	23
Andy Baldwin	23
17. Jim Constable	22
Dick LeMay	22
Dave Otto	22
Al Stanek	22
Mac Suzuki	22

EARNED RUN AVERAGE*

1. Tom Johnson	2.29
2. Brian Snyder	2.43
3. Dom Zanni	2.49
4. Gaylord Perry	2.50
5. Archie Reynolds	2.58
6. Kevin Campbell	2.70
7. Joe Decker	2.71
8. Carl Shelen	2.75
9. Chuck Hartenstein	2.82
10. Billy Connors	2.84
11. Tom Brennan	2.85
12. John Pregenzer	2.86
Dave Von Ohlen	2.86
14. Frank Linzy	2.91
15. Bob Tiefenauer	2.96
16. Jorge Campillo	2.97
17. Bruce Walton	2.99
18. Jim Colborn	3.03
19. Roy Thomas	3.05
20. Roger Slagle	3.07

* minimum 150.0 innings pitched

GAMES

1. Bruce Walton	151
Scott Atchison	151
3. John Pregenzer	149
4. Cesar Jimenez	147
5. Len Church	146
6. Brian Sweeney	144
7. Ron Herbel	136
Logan Bawcom	136
9. Bert Bradley	131
10. Mark Wiley	128
Mike Raczka	128
Weston Weber	128
13. Dick LeMay	126
14. Ken Gill	122
15. George Sherrod	118
16. Tim Peek	117
17. Kevin Campbell	116
18. Ryan Franklin	109
19. Bill Hands	108
Rich Bordi	108

GAMES STARTED

1. Ron Herbel	110
2. Eddie Bane	88
3. John Thomas	88
4. Steve Luebber	86
5. Tim Harikkala	76
6. Jim Hughes	75
7. Juan Veintidos	71
Ryan Franklin	71
9. Brian Sweeney	66
10. Danny Rivas	65
Cha Seung Baek	65
12. Chris Seddon	64
Andrew Carraway	64
14. Bob Garibaldi	62
Mike Pazik	62
16. Mark Wiley	60
17. Andy Baldwin	58
18. Curt Young	56
19. Al Stanek	54
Joe Slusarski	54

COMPLETE GAMES

1. Steve Luebber	37
2. Ron Herbel	36
3. Mike Pazik	33
4. Eddie Bane	31
5. Gerry Thomas	30
Mark Wiley	30
7. Eddie Fisher	25
Jim Hughes	25
9. Bob Garibaldi	23
Gaylord Perry	23
11. Juan Veintidos	20
12. Rich Bordi	18
Larry McCall	18
14. Jim Colborn	16
Danny Rivas	16
Al Stanek	16
17. Steve Baker	15
Billy Connors	15
19. Dick LeMay	14
20. Joe Decker	13

SHUTOUTS

1. Steve Luebber	8
2. Mike Pazik	6
Gaylord Perry	6
Bill Hands	6
5. Eddie Fisher	5
Ron Herbel	5
Larry McCall	5
Gerry Thomas	5
Juan Veintidos	5
10. Steve Baker	4
Eddie Bane	4
Joe Decker	4
Dick Estelle	4
Dave Goltz	4
Mark Wiley	4
Bill Butler	4
Frank Linzy	4
Georges Maranda	4
19. Several with	3

SAVES

1. Jim Corsi	36
2. Bruce Walton	35
3. Todd Williams	33
4. Logan Bawcom	29
5. Joe Bitker	27
Dick LeMay	27
Sandy Wihtol	27
8. Steve Gajkowski	26
Tom Johnson	26
Randy Messenger	26
11. Kevin Gryboski	24
12. Ken Gill	23
Jon Huber	23
14. Bert Bradley	22
Dave Leiper	22
Masao Kida	22
17. George Sherrill	20
18. Bobby Cuellar	19
Scott Patterson	19
20. David Holdridge	18
Julio Mateo	18

INNINGS PITCHED

1. Ron Herbel	749.0
2. Steve Luebber	607.0
3. Gerry Thomas	591.0
4. Eddie Bane	582.0
5. Brian Sweeney	528.2
6. Ryan Franklin	521.1
7. Jim Hughes	510.0
8. Mark Wiley	504.0
9. Juan Veintidos	482.0
10. Tim Harikkala	475.0
11. George Sherrod	464.0
12. Mike Pazik	444.0
13. Bob Garibaldi	437.0
14. Danny Rivas	434.0
15. Andy Baldwin	417.0
16. Dick LeMay	411.0
17. Rich Bordi	407.1
18. Scott Atchison	391.1
19. Gaylord Perry	385.0
20. Chris Seddon	382.0

CAREER PITCHING LEADERS

HITS

1. Ron Herbel	742
2. Eddie Bane	614
3. Steve Luebber	592
4. Tim Harikkala	589
5. Brian Sweeney	572
6. Mark Wiley	560
7. Jim Hughes	553
8. Gerry Thomas.....	546
9. Ryan Franklin	536
10. George Sherrod.....	482
11. Andy Baldwin	474
12. Juan Veintidos.....	471
13. Bob Garibaldi	440
14. Chris Seddon	415
15. Danny Rivas	405
16. Andrew Carraway.....	404
17. Rich Bordi.....	401
18. Mike Pazik	398
Cha Seung Baek	398
20. Scott Atchison.....	392

HOME RUNS

1. Ryan Franklin	74
2. Brian Sweeney	64
3. Jim Hughes	63
4. Eddie Bane.....	58
5. Gerry Thomas.....	54
6. Ron Herbel	53
7. Andy Baldwin	47
Forrest Snow	47
9. Juan Veintidos.....	46
Bob Garibaldi	46
Andrew Carraway.....	46
12. Craig Anderson	45
13. Steve Luebber	44
Cha Seung Baek	44
Chris Seddon	44
16. Mike Pazik	43
17. Tim Harikkala	42
18. Al Stanek	41
Blake Beavan	41
20. Keith Atherton.....	40

WILD PITCHES

1. Steve Luebber.....	34
2. Dave Otto	26
3. Reggie Harris	25
Jim Hughes	25
Andrew Carraway.....	25
Forrest Snow	25
7. Mark Wiley	24
Jim Gideon	24
9. Danny Fife	23
Stan Kyles	23
Danny Rivas	23
Chris Seddon	23
Brian Sweeney	23
14. Ron Herbel	22
Juan Veintidos.....	22
16. Tom Dozier	21
17. Bob Garibaldi	20
Bill Hands	20
Cesar Jimenez	20
20. Seven tied with.....	19

RUNS

1. Ron Herbel	368
2. Eddie Bane.....	345
3. Jim Hughes	316
4. Tim Harikkala	301
5. Steve Luebber	295
6. Ryan Franklin	289
7. Juan Veintidos.....	287
8. Brian Sweeney	278
9. Gerry Thomas.....	271
10. Mark Wiley.....	269
11. Andy Baldwin	260
12. Chris Seddon	227
13. Andrew Carraway.....	225
14. Bob Garibaldi	219
15. George Sherrod.....	218
16. Mike Pazik	217
17. Danny Rivas	208
18. Rich Bordi	205
19. Johnny Guzman	204
20. Cha Seung Baek	198

WALKS


1. Juan Veintidos.....	337
2. Steve Luebber.....	259
3. Eddie Bane.....	253
4. Jim Hughes	243
5. Ron Herbel	232
6. Gerry Thomas.....	225
7. Danny Rivas	203
8. Mike Pazik	193
9. Al Stanek	179
10. Reggie Harris	175
11. Tim Harikkala	166
12. Mark Wiley.....	154
13. Chris Seddon	152
14. Weston Weber.....	151
15. Joe Law	149
16. Danny Fife	146
Mac Suzuki.....	146
18. Reese Lambert.....	145
19. Tom Dozier	142
20. Tim Birtsas	139

EARNED RUNS

1. Ron Herbel	299
2. Tim Harikkala	266
3. Jim Hughes	263
4. Eddie Bane.....	262
5. Juan Veintidos.....	251
6. Steve Luebber.....	250
7. Ryan Franklin	248
8. Brian Sweeney	243
9. Gerry Thomas.....	241
10. Andy Baldwin	219
11. Chris Seddon	208
12. Mark Wiley.....	206
13. Andrew Carraway.....	203
14. Bob Garibaldi	194
15. Mike Pazik	189
16. Danny Rivas	185
17. George Sherrod.....	181
18. Scott Atchison.....	178
19. Cha Seung Baek	175
20. Johnny Guzman	170

STRIKEOUTS

1. Ron Herbel	443
2. Steve Luebber.....	431
3. Brian Sweeney	403
4. Ryan Franklin	388
5. Gerry Thomas.....	354
6. Scott Atchison.....	345
7. Eddie Bane.....	333
8. Tim Harikkala	318
9. Bob Garibaldi	315
10. Juan Veintidos.....	310
11. Bill Hands	308
12. Al Stanek	303
13. Forrest Snow	292
14. Dick Estelle.....	284
Mark Wiley	284
16. Jim Hughes	279
17. Andy Baldwin	277
18. Mike Pazik	275
19. Danny Rivas	273
20. Chris Seddon	264



Major League Baseball Hall-of-Famer Gaylord Perry (1960-63) ranks among Tacoma's top 20 franchise pitching leaders in wins (27), ERA (2.50), complete games (23), shutouts (6) and innings pitched (385.0).

FRONT OFFICE

CHENEY STADIUM

COACHES/STAFF

2016 RAINIERS

2015 SEASON REVIEW

OPPONENTS

HISTORY & RECORDS

MEDIA & MISC.

SINGLE-SEASON BATTING LEADERS

AVERAGE

Montero, Jesus.....	2015355
Raabe, Brian.....	1997352
Neel, Troy.....	1992351
Gray, Gary.....	1980335
Bostock, Lyman.....	1974333
Holt, Jim.....	1972333
Davis, Brock.....	1970332
Moore, Kelvin.....	1981327
Fanzone, Carmen.....	1971327
Powell, Hosken.....	1977326

GAMES

Alou, Jesus.....	1963158
Garrido, Gil.....	1963154
Garrido, Gil.....	1962153
Alou, Matty.....	1960150
Garrido, Gil.....	1961148
Littleton, Larry.....	1980148
Jones, Clarence.....	1968146
Kusick, Craig.....	1973144
Phillips, Dick.....	1961144
O'Connell, Danny.....	1960143
Dietz, Dick.....	1964143

AT-BATS

Alou, Jesus.....	1963648
Garrido, Gil.....	1963640
Alou, Matty.....	1960627
Garrido, Gil.....	1962607
Reed, Jeremy.....	2007564
Garrido, Gil.....	1961563
Liddi, Alex.....	2011559
Nettles, Jim.....	1973553
LaHair, Bryan.....	2007552
Polonia, Luis.....	1986549

RUNS

Liddi, Alex.....	2011121
Powell, Hosken.....	1977107
Alou, Jesus.....	1963102
Kusick, Craig.....	1973102
Jones, Gary.....	1987102
Raabe, Brian.....	1997101
Jennings, Doug.....	198999
Lydy, Scott.....	199498
Polonia, Luis.....	198698
Three tied with.....	97

HITS

Alou, Jesus.....	1963210
Alou, Matty.....	1960192
Raabe, Brian.....	1997191
Garrido, Gil.....	1963170
Reed, Jeremy.....	2007169
Moore, Kelvin.....	1981166
Davis, Brock.....	1970166
Polonia, Luis.....	1986165
Garrison, Webster.....	1993165
Jose, Felix.....	1988161
Holt, Jim.....	1972161

RUNS BATTED IN

Rohrmeier, Dan.....	1997120
Garrett, Adrian.....	1971119
Bass, Randy.....	1977117
Gorinski, Bob.....	1976110
Moore, Kelvin.....	1981109
Walton, Danny.....	1974109
Nelson, Rob.....	1986108
Fanzone, Carmen.....	1971106
Rohrmeier, Dan.....	1998104
Kusick, Craig.....	1973104
Liddi, Alex.....	2011104

TOTAL BASES

Garrett, Adrian.....	1971292
Moore, Kelvin.....	1981291
Rohrmeier, Dan.....	1997290
Alou, Matty.....	1960289
Alou, Jesus.....	1963283
Walton, Danny.....	1974277
Fanzone, Carmen.....	1971277
Raabe, Brian.....	1997276
Rohrmeier, Dan.....	1998275
Liddi, Alex.....	2011273

DOUBLES

Rohrmeier, Dan.....	199851
LaHair, Bryan.....	200746
Alexander, Chad.....	200145
Rohrmeier, Dan.....	199743
Betts, Todd.....	200140
Thomas, Juan.....	200139
Alou, Matty.....	196039
Neill, Mike.....	200038
Diaz, Victor.....	200838
Lydy, Scott.....	199437
Reed, Jeremy.....	200737
Romero, Stefan.....	201537

HOME RUNS

Garrett, Adrian.....	197143
Walton, Danny.....	197435
Rohrmeier, Dan.....	199733
Halman, Greg.....	201033
Moore, Kelvin.....	198131
Liddi, Alex.....	201130
Zapp, AJ.....	200429
Carp, Mike.....	201029
Fanzone, Carmen.....	197128
Gorinski, Bob.....	197628

TRIPLES

Ward, Kevin.....	199014
Rhomberg, Kevin.....	198014
Thurman, Gary.....	199512
Abbott, Kurt.....	199311
Coggins, Frank.....	197110
Sain, Tom.....	197710
Kelly, Kenny.....	200210
Six tied with.....	9

STRIKEOUTS

Zapp, AJ.....	2004184
Liddi, Alex.....	2011170
Halman, Greg.....	2010169
Peguero, Carlos.....	2013156
Diaz, Victor.....	2008149
Thomas, Juan.....	2001141
Moore, Kelvin.....	1981140
Howard, Steve.....	1989135
Tenbrink, Nate.....	2013135
Nelson, Rob.....	1987133
Moore, Kelvin.....	1982133

HIT BY PITCH

Jennings, Doug.....	198916
Raabe, Brian.....	199716
Santiago, Ramon.....	200515
Ward, Kevin.....	199014
Triunfel, Carlos.....	201213
Wathan, Dusty.....	200012
Hornor, Jim.....	200112
Holbert, Aaron.....	200212
Tuiasosopo, Matt.....	200812
Carp, Mike.....	200912

STOLEN BASES

Sexton, Jimmy.....	198156
McNealy, Rusty.....	198343
Alston, Del.....	197943
Cardenal, Jose.....	196440
Blankenship, Lance.....	198840
Davis, Mike.....	198240
Thrower, Keith.....	198540
Rhomberg, Kevin.....	198037
Romano, Tom.....	198437
James, Cleo.....	197137
Meyers, Chad.....	200337

INTENTIONAL WALKS

Garrett, Adrian.....	197116
Bass, Randy.....	197715
Holt, Jim.....	197213
Cage, Wayne.....	198012
Larker, Norm.....	196411
Neel, Troy.....	199211
Bass, Randy.....	197611
Jones, Clarence.....	196811
Boles, Carl.....	196410
Bobb, Randy.....	196910

WALKS

Jones, Gary.....	1987123
Maloolf, Jack.....	1976116
Bass, Randy.....	1977114
Bass, Randy.....	1976107
Kusick, Craig.....	1973103
Nelson, Rob.....	198797
Blankenship, Lance.....	198896
Phillips, Dick.....	196194
Adams, Mike.....	197293
Jennings, Doug.....	198993

SINGLE-SEASON PITCHING LEADERS

WINS

Hands, Bill.....	1965.....	17
Fisher, Eddie.....	1960.....	17
Thomas, Gerry.....	1963.....	16
Herbel, Ron.....	1961.....	16
Perry, Gaylord.....	1961.....	16
Clark, Bryan.....	1989.....	15
Wiley, Mark.....	1976.....	15
Bane, Eddie.....	1975.....	15
Rodriguez, Roberto.....	1971.....	15
Six tied with.....		14

LOSSES

Herbel, Ron.....	1963.....	18
Harris, Reggie.....	1992.....	16
Wiley, Mark.....	1976.....	15
Rivas, Danny.....	1962.....	15
Choate, Don.....	1960.....	15
Colton, Larry.....	1970.....	14
Fife, Danny.....	1973.....	14
Lambert, Reese.....	1988.....	14
Constable, Jim.....	1963.....	14
Herbel, Ron.....	1962.....	14
Jaeckel, Paul.....	1966.....	14

EARNED RUN AVERAGE*

Codiroli, Chris.....	1982.....	1.90
Hands, Bill.....	1965.....	2.19
Colborn, Jim.....	1969.....	2.28
Reynolds, Archie.....	1969.....	2.32
Stark, Denny.....	2001.....	2.37
Luebber, Steve.....	1975.....	2.39
Zanni, Dom.....	1960.....	2.44
Baker, Steve.....	1982.....	2.48
Perry, Gaylord.....	1962.....	2.48
Brennan, Tom.....	1980.....	2.49

* minimum 0.8 IP/team game played

GAMES

Gill, Ken.....	1972.....	70
Hands, Bill.....	1964.....	68
Bradley, Bert.....	1983.....	65
Peek, Tim.....	1993.....	60
Hensley, Chuck.....	1983.....	59
Gryboski, Kevin.....	2001.....	58
Daviault, Ray.....	1961.....	58
Peek, Tim.....	1992.....	57
Tiefenthaler, Verle.....	1961.....	56
Saunders, Dennis.....	1972.....	56
Wiley, Mark.....	1974.....	56
Kaye, Justin.....	2001.....	56

GAMES STARTED

Thomas, Gerry.....	1962.....	34
Thomas, Gerry.....	1963.....	33
Fisher, Eddie.....	1960.....	32
Stanek, Al.....	1964.....	32
Herbel, Ron.....	1963.....	32
Wiley, Mark.....	1976.....	31
Maranda, Georges.....	1961.....	31
Bane, Eddie.....	1975.....	31
Luebber, Steve.....	1972.....	31
Four tied with.....		30

EARNED RUNS

Colton, Larry.....	1970.....	104
Seddon, Chris.....	2011.....	104
French, Luke.....	2011.....	102
Atherton, Keith.....	1982.....	97
Allison, Dana.....	1994.....	97
Hughes, Jim.....	1974.....	96
Swiacki, Bill.....	1982.....	95
Harris, Reggie.....	1992.....	95
Luebber, Steve.....	1977.....	92
Four tied with.....		91

SHUTOUTS

Hands, Bill.....	1965.....	6
Luebber, Steve.....	1972.....	5
Fisher, Eddie.....	1960.....	4
Perry, Gaylord.....	1961.....	4
Linz, Frank.....	1964.....	4
McCall, Larry.....	1978.....	4
Maranda, Georges.....	1961.....	4
14 tied with.....		3

SAVES

Williams, Todd.....	2000.....	32
Bitker, Joe.....	1990.....	26
Messenger, Randy.....	2009.....	25
Gajkowski, Steve.....	1998.....	24
Gryboski, Kevin.....	2001.....	22
Kida, Masao.....	2005.....	22
Bawcom, Logan.....	2013.....	21
Walton, Bruce.....	1991.....	20
Gill, Ken.....	1973.....	17
Four tied with.....		16

INNINGS PITCHED

Fisher, Eddie.....	1960.....	239
Herbel, Ron.....	1963.....	230
Thomas, Gerry.....	1963.....	229
Stanek, Al.....	1964.....	223
Colton, Larry.....	1970.....	221
Wiley, Mark.....	1976.....	219
Perry, Gaylord.....	1961.....	219
Thomas, Gerry.....	1962.....	216
Luebber, Steve.....	1972.....	215
Overton, Joe.....	1965.....	209

HITS

Wiley, Mark.....	1976.....	267
Fisher, Eddie.....	1960.....	229
Colton, Larry.....	1970.....	226
Thomas, Gerry.....	1963.....	220
Atherton, Keith.....	1982.....	214
Swiacki, Bill.....	1982.....	214
Herbel, Ron.....	1963.....	209
Perry, Gaylord.....	1961.....	208
Garibaldi, Bob.....	1963.....	205
Allison, Dana.....	1994.....	204
Harikkala, Tim.....	1996.....	204

RUNS

Bane, Eddie.....	1975.....	118
Wiley, Mark.....	1976.....	116
Colton, Larry.....	1970.....	116
French, Luke.....	2011.....	115
Swiacki, Bill.....	1982.....	111
Atherton, Keith.....	1982.....	108
Hughes, Jim.....	1974.....	108
Fife, Danny.....	1973.....	108
Harris, Reggie.....	1992.....	108
Seddon, Chris.....	2011.....	108

HOME RUNS

Hughes, Jim.....	1974.....	31
French, Luke.....	2011.....	30
Franklin, Ryan.....	2000.....	28
Anderson, Craig.....	2003.....	27
Atherton, Keith.....	1982.....	26
Ramsay, Rob.....	2001.....	26
Matos, Josue.....	2002.....	25
Cruceta, Francisco.....	2006.....	25
Colton, Larry.....	1970.....	24
Vossler, Dan.....	1974.....	24

WALKS

Belcher, Tim.....	1987.....	133
Berenguer, Juan.....	1979.....	129
Harris, Reggie.....	1992.....	117
Stanek, Al.....	1964.....	108
Rijo, Jose.....	1985.....	108
Veintidos, Juan.....	1976.....	107
Veintidos, Juan.....	1974.....	106
Young, Ray.....	1990.....	105
Hughes, Jim.....	1977.....	104
Veintidos, Juan.....	1975.....	97

STRIKEOUTS

Berenguer, Juan.....	1979.....	220
Stanek, Al.....	1964.....	220
Luebber, Steve.....	1972.....	199
Cruceta, Francisco.....	2006.....	185
Rijo, Jose.....	1985.....	179
Estelle, Dick.....	1964.....	167
Conroy, Tim.....	1985.....	166
Garibaldi, Bob.....	1963.....	160
Hands, Bill.....	1965.....	155
Rodriguez, Roberto.....	1971.....	153

WILD PITCHES

Harris, Reggie.....	1992.....	20
Otto, Dave.....	1989.....	18
Gideon, Jim.....	1976.....	18
Bethke, Rick.....	1976.....	18
Cruceta, Francisco.....	2006.....	18
Berenguer, Juan.....	1979.....	17
Colton, Larry.....	1970.....	17
Dozier, Tom.....	1987.....	17
Rivas, Danny.....	1962.....	15
Albury, Vic.....	1973.....	15

COMPLETE GAMES

Herbel, Ron.....	1963.....	17
Wiley, Mark.....	1976.....	16
Garibaldi, Bob.....	1963.....	16
Thomas, Gerry.....	1963.....	15
Fisher, Eddie.....	1960.....	15
Bordi, Rich.....	1981.....	15
Luebber, Steve.....	1975.....	15
Six tied with.....		12

INDIVIDUAL FRANCHISE BATTING LEADERS

HIGHEST BATTING AVERAGE, SEASON	355, Jesus Montero (2015)
MOST GAMES, SEASON.....	158, Jesus Alou (1963)
MOST AT-BATS, SEASON	648, Jesus Alou (1963)
MOST RUNS SCORED, SEASON	121, Alex Liddi (2011)
MOST HITS, SEASON	210, Jesus Alou (1963)
MOST CONSECUTIVE GAMES WITH A HIT.....	26, Rex Johnston (1965); Chad Akers (1999)
MOST EXTRA-BASE HITS, SEASON.....	80, Dan Rohrmeier (1997)
MOST DOUBLES, SEASON	51, Dan Rohrmeier (1998)
MOST TRIPLES, SEASON.....	14, Kevin Ward (1990); Kevin Rhomberg (1980)
MOST HOME RUNS, SEASON.....	43, Adrian Garrett (1971)
MOST HOME RUNS, SEASON, CHENEY STADIUM	19, Adrian Garrett (1971)
MOST HOME RUNS, GAME.....	4, Randy Bass (6/9/77 at Phoenix)
MOST HOME RUNS, INNING.....	2, Garry Smith (4/21/78 vs. Spokane); Roy Staiger (5/4/78 vs. San Jose)
MOST GRAND SLAMS, SEASON	3, Stefen Romero (2013)
MOST RUNS BATTED IN, SEASON	120, Dan Rohrmeier (1997)
MOST TOTAL BASES, SEASON.....	292, Adrian Garrett (1971)
MOST BASES ON BALLS, SEASON.....	123, Gary Jones (1987)
MOST BASES ON BALLS, GAME.....	5, Mike Bordick (5/24/91 vs. Portland); Ty Kelly (8/16/2013 vs. Col Springs)
MOST STRIKEOUTS, SEASON	184, AJ Zapp (2004)
MOST PATE APPEARANCES/STRIKEOUT, SEASON	30.35, Brian Raabe (1997)
MOST STOLEN BASES, SEASON.....	56, Jimmy Sexton (1981)
MOST SACRIFICE HITS, SEASON.....	18, Gil Garrido (1961)
MOST SACRIFICE FLIES, SEASON.....	14, Aaron Pointer (1969)
MOST TIMES HIT BY PITCH, SEASON	16, Doug Jennings (1989); Brian Raabe (1997)

INDIVIDUAL FRANCHISE PITCHING LEADERS

MOST GAMES PITCHED, SEASON	70, Ken Gill (1972)
MOST GAMES PITCHED IN RELIEF, SEASON.....	65, Ken Gill (1972); Bert Bradley (1983)
MOST GAMES STARTED, SEASON	34, Gerry Thomas (1962)
MOST GAMES FINISHED, SEASON	52, John Pregrenzer (1965)
MOST INNINGS PITCHED, SEASON	239.0, Eddie Fisher (1960)
HIGHEST WINNING PERCENTAGE, SEASON	1.000, Sherman Jones (10-0, 1960)
MOST GAMES WON, SEASON	17, Bill Hands (1965); Eddie Fisher (1960)
MOST GAMES LOST, SEASON.....	18, Ron Herbel (1963)
MOST SAVES, SEASON	32, Todd Williams (2000)
MOST COMPLETE GAMES, SEASON	17, Ron Herbel (1963)
MOST SHUTOUTS, SEASON	6, Bill Hands (1965)
MOST RUNS ALLOWED, SEASON.....	118, Eddie Bane (1975)
LOWEST EARNED RUN AVERAGE, SEASON.....	1.90, Chris Codiroli (1982)
MOST EARNED RUNS ALLOWED, SEASON	104, Larry Colton (1970)
MOST HITS ALLOWED, SEASON.....	267, Mark Wiley (1976)
MOST HOME RUNS ALLOWED, SEASON	31, Jim Hughes (1974)
MOST STRIKEOUTS, SEASON	220, Juan Berenguer (1979); Al Stanek (1964)
MOST STRIKEOUTS, GAME	19, Burt Hooton (8/17/71 vs. Eugene)
MOST BASES ON BALLS, SEASON	133, Tim Belcher (1987)
MOST BASES ON BALLS, INNING.....	6, Dick Radatz (7/23/67 vs. Portland, Game 2, 3rd inning)
MOST CONSECUTIVE BASES ON BALLS, GAME.....	6, Dick Radatz (7/23/67 vs. Portland, Game 2, 3rd inning)
MOST HIT BATSMEN, SEASON.....	12, Ryan Franklin (2000)
MOST WILD PITCHES, SEASON.....	20, Reggie Harris (1992)

TACOMA NO-HITTERS

PITCHED BY TACOMA

August 26, 1962	Dick LeMay vs. Vancouver (Game Two, 7.0 innings)
September 1, 1963	Gerry Thomas vs. Denver (Game Two, 7.0 innings)
June 22, 1964	Dick Estelle vs. Denver
May 11, 1965	Dick Estelle vs. Hawaii
June 21, 1975	Tom Norton vs. Hawaii
August 24, 1980	Larry McCall vs. Spokane (7.0 innings)
May 14, 1985	Tim Conroy vs. Tucson (Game One, 7.0 innings)
June 10, 1991	Pat Wernig vs. Vancouver
July 3, 2001	Brett Tomko at Oklahoma
July 7, 2001	John Halama vs. Calgary (Perfect Game)

PITCHED AGAINST TACOMA

August 14, 1962.....	Sam Ellis, San Diego
June 24, 1964	Jay Hook, Denver (pitched 9.0 innings of no-hit ball, allowed 2 hits in 10th)
August 18, 1968.....	Bo Belinsky, Hawaii
May 16, 1973.....	John D'Acquisto, Phoenix (7.0 innings)
June 13, 1981	George Stablein, Hawaii
August 20, 1983.....	Scott Garretts, Phoenix (7.0 innings)
June 12, 1984.....	Andrew Rincon, Hawaii (7.0 innings)
May 31, 1985	Frank Wills, Calgary (Game One, 7.0 innings)
May 1, 2001	Micah Bowie, Sacramento (Game Two, 7.0 innings)
May 14, 2002	Junior Herndon, Portland (Game Two, 7.0 innings)
June 12, 2003	Lindsay Gulin, at Las Vegas

INDIVIDUAL FRANCHISE FIELDING LEADERS

FIRST BASE

HIGHEST FIELDING %996, Jim Bowie (1994)
 MOST PUTOUTS 1312, Roe Skidmore (1969)
 MOST ASSISTS 121, Rob Nelson (1986)
 MOST ERRORS23, Craig Kusick (1973)
 MOST DOUBLE PLAYS 152, Ron Witmeyer (1992)

SECOND BASE

HIGHEST FIELDING %987, Mickey Lopez (2003)
 MOST PUTOUTS 366, Juan Bonilla (1980)
 MOST ASSISTS 422, Juan Bonilla (1980)
 MOST ERRORS22, Dave Oliver (1979)
 MOST DOUBLE PLAYS 110, Juan Bonilla (1980)

THIRD BASE

HIGHEST FIELDING %963, John Ward (1964)
 MOST PUTOUTS 109, Kevin Bell (1981)
 MOST ASSISTS 283, Kevin Bell (1981)
 MOST ERRORS 35, Carmen Fanzone (1971)
 MOST DOUBLE PLAYS33, Mike Champion (1980)

SHORTSTOP

HIGHEST FIELDING %979, Ramon Vazquez (2001)
 MOST PUTOUTS273, Gil Garrido (1962)
 MOST ASSISTS 483, Roger Metzger (1970)
 MOST ERRORS37, Roger Metzger (1970)
 MOST DOUBLE PLAYS95, Gil Garrido (1963)

OUTFIELD

HIGHEST FIELDING %997, Larry Littleton (1980)
 MOST PUTOUTS408, Matty Alou (1960)
 MOST ASSISTS 24, Shin-Soo Choo (2005)
 MOST ERRORS15, Mike Poesching (1975)
 MOST DOUBLE PLAYS10, Jim Dunegan (1969)

CATCHER

HIGHEST FIELDING %995, Bob Barton (1963)
 MOST PUTOUTS641, Larry Cox (1976)
 MOST ASSISTS104, Larry Cox (1976)
 MOST ERRORS23, Larry Cox (1976)
 MOST DOUBLE PLAYS15, Larry Cox (1976)
 MOST PASSED BALLS21, Rob Johnson (2008)

PITCHER

HIGHEST FIELDING % 1.000, Bryan Clark
 (1989, 53 chances)
 MOST PUTOUTS24, Frank Linzy (1964)
 MOST ASSISTS 44, Dick LeMay (1969);
 Bill Swiacki (1982); Reese Lambert, (1988)
 MOST ERRORS8, Ron Herbel (1962)
 MOST DOUBLE PLAYS7, Billy Connors, (1967)

GENERAL TEAM RECORDS

HIGHEST ATTENDANCE, SEASON..... 378,518 (2011)
 HIGHEST ATTENDANCE, GAME..... 12,720 (5/22/87 vs. Edmonton)
 MOST WINS, SEASON 97 (1961)
 FEWEST WINS, SEASON 45 (1970)
 MOST LOSSES, SEASON 98 (1970)
 FEWEST LOSSES, SEASON 57 (1961)
 HIGHEST WINNING PERCENTAGE, SEASON 630 (1961)
 LOWEST WINNING PERCENTAGE, SEASON315 (1970)

SIMPSON KRAFT CHENEY STADIUM HALL OF FAME

INDUCTEE	FEAT(S)	YR INDUCTED
Jesus Alou	Star of 1963 T-Giants (.324-11-69), 15 MLB Seasons.	1998
Matty Alou	Hit first Cheney Stadium HR, career .309 hitter in 15 MLB seasons.	1994
Ben Cheney	Tacoma sportsman headed effort to build stadium in 1960.	1990
Red Davis	Managed T-Giants 1960-62. Managed first Tacoma PCL Champions (1961).	1996
Adrian Garrett	Hit Tacoma record 43 HRs in 1971, 272 career minor league HRs.	1993
Gil Garrido	Led PCL shortstops in fielding percentage 1961, 1962, 1963, 1964.	1992
Tom Haller	Hit three HRs in one game at Cheney, 12 seasons as MLB catcher.	1993
Ron Herbel	Record 43 Tacoma wins, Tacoma resident, 9 MLB seasons.	1992
Don Hill	Tacoma radio play-by-play announcer 1960-1984.	1993
Burt Hooton	Struck out 19 batters 8/17/71, posted 1.68 ERA in 1971, 15 MLB seasons.	1996
Clay Huntington	Civic leader helped bring the PCL to Tacoma in 1960, opening night MC.	1992
Tom Kelly	T-Twin 1972-75, 1977; managed two World Series Champions (1987, 1991)	1993
Juan Marichal	Pitched shutout in first Tacoma PCL win, 243 MLB wins, Hall of Fame.	1991
Stan Naccarato	Tacoma General Manager 20 years, put together ownership group in 1971.	1994
Gaylord Perry	Tacoma Giant 1960-63, 314 MLB wins, 2 Cy Young Awards, Hall of Fame.	1991
Dick Phillips	Only Tacoma player to win PCL Most Valuable Player (1961).	1992
Dusty Rhodes	1954 World Series MVP finished career with T-Giants 1960-62.	1991

YEAR-BY YEAR RECORDS VS. PCL OPPONENTS (1960-79)

	1960	1961	1962	1963	1964	1965	1966	1967	1968	1969	1970	1971	1972	1973	1974	1975	1976	1977	1978	1979
Albuquerque													3-13	8-4	4-8	8-4	6-6	12-8	8-4	5-7
Arkansas					3-3	3-5														
Calgary																				
Colorado Springs																				
Dallas-Fort Worth			8-6	2-5																
Denver			10-4	5-3	2-5	5-3	4-4	4-4												
Edmonton																				
El Paso																				
Eugene										7-13	6-16	12-10	11-17	14-18						
Fresno																				
Hawaii		17-5	12-10	9-13	11-11	12-8	11-9	12-8	7-13	10-10	6-14	12-8	17-11	14-18	17-15	15-17	16-17	10-12	12-8	11-11
Iowa																				
Indianapolis					5-3	7-1	3-5	3-5	3-5											
Las Vegas																				
Memphis																				
Nashville																				
New Orleans																				
Oklahoma City				7-7	5-3	3-5	3-5	3-5	6-2											7-5
Ogden																				
Omaha																				
Phoenix							3-5	5-3	1-7	12-8	6-14	10-10	6-10	6-6	6-6	5-7	6-6	7-13	7-5	4-8
Portland		11-11	16-6	10-12	8-14	13-7	9-11	6-14	11-9	16-6	9-13	10-9	12-16							
Reno																				
Round Rock																				
Sacramento		13-9													16-16	19-13	11-21			
Salt Lake City		11-11	10-12	13-9	9-5	3-5									6-4	7-5	8-4	12-8	7-2	7-5
San Diego		10-12	16-6	11-11	6-8	8-14	5-3	2-6	5-3											
San Jose																				10-10
Seattle		12-10	13-9	13-9	11-11	7-13	6-14	11-9	8-12											
Spokane		9-13	15-7	12-10	7-15	12-10	9-11	10-10	6-14	11-11	3-19	14-8		10-22	19-13	15-15	21-11	10-11	11-9	10-12
Tucson										16-4	6-14	10-10	8-8	5-7	7-4	4-8	8-4	7-13	8-4	7-5
Tulsa							2-6	5-3	4-4											
Vancouver		15-7	10-12	10-12		9-11	10-10	9-11	12-8	14-8										14-6
TOTALS	81-73	97-57	81-73	79-79	73-82	75-72	63-85	73-75	65-83	86-60	45-98	78-65	65-83	65-79	75-66	73-69	76-69	68-75	80-57	74-73

YEAR-BY YEAR RECORDS VS. PCL OPPONENTS (1980-99)

	1980	1981	1982	1983	1984	1985	1986	1987	1988	1989	1990	1991	1992	1993	1994	1995	1996	1997	1998	1999	
Albuquerque	7-5	3-5	7-9	6-8	11-5	4-11-1	8-8	7-9	4-12	10-6	7-8	3-5	4-4	5-11	3-12	9-7	7-8	9-7	4-4	8-0	
Arkansas																					
Calgary					6-10	10-6	7-9	7-9	8-8	6-10	8-8	12-14	9-17	9-7	8-8	6-10	7-9	12-4	11-5	7-9	
Colorado Springs								8-8	7-9	7-9	3-5	2-5	10-6	7-9	9-7	8-7	6-2	4-3			
Dallas-Fort Worth																					
Denver																					
Edmonton		15-7	12-4	8-8	8-8	9-7	8-8	11-5	7-9	8-8	7-9	12-12	13-13	9-7	6-10	11-5	8-8	10-6	7-9	7-7	
El Paso																					
Eugene																					
Fresno																				6-2	4-4
Hawaii		9-13	9-12	10-6	7-9	6-10	8-8	7-9	10-6												
Iowa																				4-4	3-5
Indianapolis																					
Las Vegas				6-11	5-8	7-9	6-10	6-10	6-10	8-8	10-6	4-4	2-6	11-5	7-9	11-5	7-9	9-6	5-3	6-2	
Memphis																			2-6	5-3	
Nashville																			4-4	2-5	
New Orleans																				3-5	4-4
Oklahoma City																				4-4	5-3
Ogden			4-8																		
Omaha																				5-3	2-6
Phoenix	11-1	5-2	10-6	9-5	8-8	5-11	9-7	6-10	8-8	12-4	9-6	2-6	2-6	7-9	7-9	7-9	9-7	7-9			
Portland		12-10	9-7	8-8	10-6	8-7	10-6	10-6	9-7	7-9	6-10	12-12	8-18	7-8							
Reno																					
Round Rock																					
Sacramento																					
Salt Lake City																					
San Diego																					
San Jose	5-7	3-5	8-7	7-8	7-8										10-6	9-7	9-7	9-7	4-4	1-6	
Seattle																					
Spokane	12-10	11-11	10-6																		
Tucson	4-8	7-1	9-7	9-9	7-9	9-7	7-9	11-4	8-8	11-5	10-6	5-3	4-4	4-12	5-11	4-12	5-11	7-8	4-4	6-2	
Tulsa																					
Vancouver	9-13	13-8	9-7	5-11	7-9	10-6	7-9	10-6	5-11	8-7	11-5	10-12	12-14	7-9	8-8	4-12	8-7	4-12	8-8	5-11	
TOTALS	74-74	78-61	84-59	65-77	69-71	66-76	72-72	78-65	62-82	77-66	75-67	63-73	56-87	69-74	61-81	68-76	69-73	75-66	77-67	69-70	

FRONT OFFICE
 CHENEY STADIUM
 COACHES/STAFF
 2016 RAINIERS
 2015 SEASON REVIEW
 OPPONENTS
HISTORY & RECORDS
 MEDIA & MISC.

YEAR-BY YEAR RECORDS VS. PCL OPPONENTS (2000-15)

	2000	2001	2002	2003	2004	2005	2006	2007	2008	2009	2010	2011	2012	2013	2014	2015
Albuquerque	1-3			0-4	4-0	0-4	0-4	2-2	4-0	2-2	3-1	2-2	1-3	2-2	9-7	8-8
Arkansas																
Calgary	6-10	10-6	8-5													
Colorado Springs	4-0	4-4	5-3	1-3	3-1	6-10	11-5	7-9	6-10	8-8	7-9	8-8	4-12	11-5	2-2	2-2
Dallas-Fort Worth																
Denver																
Edmonton	11-5	11-5	6-10	7-9	12-4										4-12	8-8
El Paso																
Eugene																
Fresno	9-6	6-2	5-3	9-7	8-8	9-7	9-7	8-8	10-6	10-6	7-9	8-8	7-9	8-8	9-7	10-6
Hawaii																
Iowa	4-0	3-5	5-3	2-2	0-3	4-0	2-2	1-3	1-3	1-3	0-4	3-1	3-1	2-2	2-2	1-3
Indianapolis																
Las Vegas	8-9	5-3	2-6	5-11	10-6	12-4	9-7	10-6	11-5	8-8	9-7	9-7	7-9	10-6	8-8	8-8
Memphis	1-3	6-2	3-5	3-1	3-1	3-1	2-2	3-1	2-2	3-1	0-4	2-2	2-2	2-2	2-2	2-2
Nashville	3-1	3-5	5-3	4-0	1-2	3-1	1-3	2-2	3-1	3-1	2-2	3-1	1-3	3-1	4-0	3-1
New Orleans	2-2	2-6	3-5	0-4	2-2	2-2	1-3	0-4	2-2	2-2	4-0	2-2	1-3	3-1	3-1	3-1
Oklahoma City	1-3	7-1	3-5	1-3	2-2	0-4	3-1	3-1	2-2	2-2	1-2	2-2	3-1	0-4	4-0	2-2
Ogden																
Omaha	2-1	4-4	3-5	4-0	3-1	1-3	4-0	2-2	4-0	2-2	0-4	0-4	2-2	0-4	2-2	1-3
Phoenix																
Portland		9-7	7-9	8-8	7-9	11-5	9-7	9-7	11-5	13-3	11-5					
Reno																
Round Rock																
Sacramento	7-9	5-3	4-4	6-10	6-10	8-8	8-8	7-9	9-7	7-9	8-8	6-10	7-9	10-6	8-8	5-11
Salt Lake City	6-10	3-5	3-5	7-9	10-6	11-5	8-8	5-11	5-11	6-10	12-4	7-9	7-9	7-9	8-8	5-11
San Diego																
San Jose																
Seattle																
Spokane																
Tucson	11-5	7-1	3-5	9-7	8-8	8-8	4-12	8-8	6-10			11-5	10-6			
Tulsa																
TOTALS	76-67	85-59	65-76	66-78	79-63	80-64	74-70	68-76	80-64	74-70	74-69	70-74	63-81	76-68	74-70	68-76

ALL-TIME RECORDS VS. PCL OPPONENTS

	1960-65 GIANTS	1966-71 CUBS	1972-77 TWINS	1978 YANKEES	1979-80 TUGS/TIGERS	1981-94 TIGERS	1995- RAINERS	TOTALS	PCT
Albuquerque	6-8		41-43	8-4	12-12	82-113-1	75-68	218-240	.475
Arkansas								6-8	.429
Calgary						82-98	67-58	149-156	.485
Colorado Springs						44-50	123-119	167-169	.497
Dallas-Fort Worth	10-11							10-11	.476
Denver	17-12	13-11						30-23	.566
Edmonton						133-115	90-68	223-183	.549
El Paso							12-20	12-20	.375
Eugene		25-39	25-35					50-74	.403
Fresno							142-113	142-113	.557
Hawaii	61-47-1	58-62	89-90	12-8	20-24	57-60		297-291-1	.505
Iowa							41-46	41-46	.471
Indianapolis	12-4	9-15						21-19	.525
Las Vegas						78-96	169-135	247-231	.517
Memphis							46-42	46-42	.523
Nashville							50-36	50-36	.581
New Orleans							39-49	39-49	.443
Oklahoma City	15-15	12-12					45-42	72-69	.511
Ogden					11-13			11-13	.458
Omaha							41-46	41-46	.471
Phoenix		37-47	36-48	7-5	15-9	99-97	23-25	217-231	.484
Portland	68-62	61-62	12-16	7-13	24-20	116-114	95-65	383-352	.521
Reno							39-73	39-73	.348
Round Rock							28-12	28-12	.700
Sacramento	13-9		46-50				111-129	170-188	.475
Salt Lake City	51-45	19-18	49-33-1	7-2	12-12	35-34	142-161	315-305-1	.507
San Diego	56-54	10-14						66-68	.493
San Jose			10-10	6-6				16-16	.500
Seattle	69-61	25-35						94-96	.495
Spokane	64-66	53-73	75-72	11-9	22-22			246-259	.487
Tucson		32-28	39-44	8-4	11-13	106-95	121-118	317-302	.512
Tulsa		11-13						11-13	.458
Vancouver	44-42	45-37		14-6	21-22	122-122	29-50	275-279	.496
TOTALS	486-436-1	410-466	422-441-1	80-57	148-147	975-1011-1	1388-1331	3909-3889-3	.501

FRONT OFFICE

CHENEY STADIUM

COACHES/STAFF

2016 RAINIERS

2015 SEASON REVIEW

OPPONENTS

HISTORY & RECORDS

MEDIA & MISC.

TACOMA YEAR-BY-YEAR (1960-2015)

Year	Team	Affiliation	Manager	W-L	PCT.	GB	Finish	Attendance
1960	Giants	San Francisco	Red Davis	81-73	.526	11 1/2	2nd	270,024
1961	Giants	San Francisco	Red Davis	97-57	.630	---	1st*	243,790
1962	Giants	San Francisco	Red Davis	81-73	.526	12 1/2	2nd	168,600
1963	Giants	San Francisco	Andy Gilbert	79-79	.500	19	3rd	146,050
1964	Giants	San Francisco	Charlie Fox	73-82	.471	16 1/2	5th	126,192
1965	Giants	San Francisco	Bill Werle	75-72	.510	5 1/2	5th	119,762
1966	Cubs	Chicago (NL)	Les Peden	63-85	.426	20	6th	104,719
1967	Cubs	Chicago (NL)	Whitey Lockman	73-75	.493	7	4th	132,697
1968	Cubs	Chicago (NL)	Whitey Lockman	65-83	.439	21 1/2	5th	79,897
1969	Cubs	Chicago (NL)	Whitey Lockman	86-60	.589	---	1st*	105,207
1970	Cubs	Chicago (NL)	Whitey Lockman	45-98	.315	47 1/2	8th	137,891
1971	Cubs	Chicago (NL)	Jim Marshall	78-65	.545	---	1st*	152,732
1972	Twins	Minnesota	Harry Warner	65-83	.439	14 1/2	3rd	180,209
1973	Twins	Minnesota	Kerby Ferrell	65-79	.451	16 1/2	3rd	182,553
1974	Twins	Minnesota	Cal Ermer	75-66	.532	2 1/2	2nd	165,313
1975	Twins	Minnesota	Cal Ermer	73-69	.514	14 1/2	2nd	197,583
1976	Twins	Minnesota	Cal Ermer	76-69	.524	1	2nd*	192,758
1977	Twins	Minnesota	Del Wilbur/Tom Kelly	68-75	.476	9 1/2	3rd	207,538
1978	Yankees	New York (AL)	Mike Ferraro	80-57	.584	---	1st*	211,030
1979	Tugs	Cleveland	Gene Dusan	34-37	.479	6 1/2	4th	181,443
				40-36	.526	2	2nd	
1980	Tigers	Cleveland	Gene Dusan	39-34	.534	5	3rd	244,083
				35-40	.467	8 1/2	4th	
1981	Tigers	Oakland	Ed Nottle	35-34	.507	1 1/2	3rd	191,738
				43-27	.614	---	1st*	
1982	Tigers	Oakland	Ed Nottle	42-28	.600	---	1st*	223,289
				42-31	.575	1 1/2	2nd	
1983	Tigers	Oakland	Bob Didier	37-35	.514	1	2nd	215,049
				28-42	.400	13	5th	
1984	Tigers	Oakland	Ed Nottle	29-41	.414	6	5th	203,821
				40-30	.571	1	2nd	
1985	Tigers	Oakland	Keith Liepmann	30-40	.429	7 1/2	4th	208,534
				36-36	.500	5 1/2	3rd	
1986	Tigers	Oakland	Keith Liepmann	32-40	.444	13	4th	247,098
				40-32	.566	3	2nd	
1987	Tigers	Oakland	Keith Liepmann	39-32	.549	---	1st*	305,916
				39-33	.542	7 1/2	2nd	
1988	Tigers	Oakland	Brad Fischer	31-41	.431	11 1/2	4th	280,168
				31-41	.431	12 1/2	5th	
1989	Tigers	Oakland	Brad Fischer	39-33	.542	2 1/2	2nd	313,007
				38-33	.535	4	2nd	
1990	Tigers	Oakland	Brad Fischer	43-27	.614	---	1st*	324,498
				32-40	.444	15	4th	
1991	Tigers	Oakland	Jeff Newman	33-37	.471	4 1/2	3rd	298,918
				30-36	.455	13 1/2	4th	
1992	Tigers	Oakland	Bob Boone	26-45	.366	17 1/2	5th	329,000
				30-42	.417	11	5th	
1993	Tigers	Oakland	Bob Boone	32-39	.451	10	5th	329,775
				37-35	.514	8	3rd	
1994	Tigers	Oakland	Casey Parsons	34-36	.479	4 1/2	4th	350,919
				27-45	.375	11 1/2	5th	
1995	Rainiers	Seattle	Steve Smith	37-35	.514	8	3rd	316,103
				31-41	.431	10	4th	
1996	Rainiers	Seattle	Dave Myers	40-32	.556	1/2	2nd	338,500
				29-41	.414	15	5th	
1997	Rainiers	Seattle	Dave Myers	35-35	.500	3 1/2	3rd	305,281
				40-31	.563	1/2	2nd	
1998	Rainiers	Seattle	Dave Myers	77-67	.535	4 1/2	2nd	337,623
1999	Rainiers	Seattle	Dave Myers	69-70	.496	13 1/2	2nd	271,026
2000	Rainiers	Seattle	Dave Myers	76-67	.531	14	2nd	265,702
2001	Rainiers	Seattle	Dan Rohn	85-59	.590	---	1st*	320,329
2002	Rainiers	Seattle	Dan Rohn	65-76	.461	16 1/2	4th	300,910
2003	Rainiers	Seattle	Dan Rohn	66-78	.458	8	4th	327,927
2004	Rainiers	Seattle	Dan Rohn	79-63	.556	4	2nd	310,680
2005	Rainiers	Seattle	Dan Rohn	80-64	.556	---	1st*	335,031
2006	Rainiers	Seattle	Dave Brundage	74-70	.514	7	2nd	313,031
2007	Rainiers	Seattle	Daren Brown	68-76	.472	6 1/2	3rd	345,538
2008	Rainiers	Seattle	Daren Brown	80-64	.556	4	2nd	327,871
2009	Rainiers	Seattle	Daren Brown	74-70	.514	---	1st*	352,450
2010	Rainiers	Seattle	Daren Brown/Jose Castro	74-69	.517	---	1st*	351,095
2011	Rainiers	Seattle	Daren Brown	70-74	.486	7	2nd	378,518
2012	Rainiers	Seattle	Daren Brown	61-83	.424	18	4th	352,032
2013	Rainiers	Seattle	Daren Brown/John Stearns	76-68	.528	2	2nd	320,080
2014	Rainiers	Seattle	Roy Howell	74-70	.514	7	3rd	305,446
2015	Rainiers	Seattle	Pat Listach	68-76	.472	16.5	4th	352,521

TOTAL RECORD: 4051-4035 (.501)

TOTAL ATTENDANCE: 14,199,495

FRONT OFFICE

CHENEY STADIUM

COACHES/STAFF

2016 RAINIERS

2015 SEASON REVIEW

OPPONENTS

HISTORY & RECORDS

MEDIA & MISC.

TACOMA POSTSEASON HISTORY

Since joining the Pacific Coast League in 1960, Tacoma has played for the league championship eight times, and won PCL titles five times - 1961, 1969, 1978, 2001, and 2010.

Tacoma was involved in the only two instances in which the league has declared "Co-Champions" in over 100 years of play (1978 and 2001). Tacoma reached the PCL Championship Series and lost three times - 1971, 1981, and 2005.

Each of the eight Tacoma teams to play for a PCL championship is recapped in this section.

TACOMA IN THE PACIFIC COAST LEAGUE PLAYOFFS

YEAR POSTSEASON RESULT

- 1961** Won Pacific Coast League Championship (no playoff)
1969: Won Pacific Coast League Championship (defeated Eugene, 3-2)
1971: Lost League Championship to Salt Lake City (3-1)
1976: Lost Western Division Playoff to Hawaii (1-0)
1978: Declared Co-Pacific Coast League Champions with Albuquerque (no playoff due to rain)
1981: Defeated Hawaii in Northern Division Playoff (2-1), Lost to Albuquerque in Championship (3-0)
1982: Lost to Spokane in Northern Division Playoff (2-1)
1987: Lost to Calgary in Northern Division Playoff (3-2)
1990: Lost to Edmonton in Northern Division Playoff (3-2)
2001: Defeated Sacramento in Pacific Conference Playoff (3-2), Declared Co-Pacific Coast League Champions with New Orleans
2005: Defeated Sacramento in Pacific Conference Playoff (3-2), Lost to Nashville in Championship (3-0)
2009: Lost to Sacramento in Pacific Conference Playoff (3-1)
2010: Defeated Sacramento in Pacific Conference Playoff (3-2), Defeated Memphis in Championship (3-0), lost to Columbus in Triple-A Championship Game (12-6)

THE 1961 GIANTS: TACOMA'S BEST TEAM

The greatest team in Tacoma's Pacific Coast League history, the 1961 Giants finished the season with a record of 97-57.

No playoffs were played in 1961 - the Giants were named league champions when they clinched the top spot in the league's one, eight-team division. The team eliminated second-place Vancouver on Labor Day while closing out a series in Hawaii - the club celebrated on the flight home.

The Giants were in third place with a 41-32 record before sweeping a July 4th home doubleheader from Vancouver - starting one of the hottest streaks in PCL history. The team went 57-10 over the next 67 games, including a believed-to-be-franchise-record 16-game winning streak.

The team was led by young pitching prospects Gaylord Perry (16-10, 2.55) and Ron Herbel (16-5, 3.57). Infielders Chuck Hiller and Dick Phillips were named to the league's post-season all-star team.

Phillips, who hit .264 with 16 home runs, 98 RBI, and 94 walks, was named the Pacific Coast League's Most Valuable Player - he remains the only Tacoma player to ever win the award.

The 1961 Tacoma Giants are typically included in any list of the greatest minor league teams of all-time. In his most recent Historical Baseball Abstract, author Bill James calls the 1961 Giants the "best Triple-A team of the 1960s," and one of the three best minor league teams of any classification that decade.

DICK PHILLIPS WINS 1961 PCL MOST VALUABLE PLAYER AWARD

Dick Phillips is the only Tacoma player to ever win a league MVP award. Phillips led the 1961 Tacoma Giants to a franchise-best 97-57 record, which gave Tacoma its first league championship. Phillips batted .264-16-98 while walking 94 times with only 55 strikeouts. He played every infield position and every outfield position.

THE 1969 CUBS: TACOMA CLAIMS PCL WITH COMEBACK OVER EUGENE

The 1969 Tacoma Cubs advanced to the PCL Championship series by winning the four-team Northern Division with a record of 86-60 – 14 games ahead of the nearest competitor.

The Cubs were slated to play the Southern Division champion Eugene Emeralds – a Philadelphia Phillies affiliate – in the best-of-five series for the league crown.

Eugene won the first two games at home. Larry Bowa hit a leadoff home run in the bottom of the first inning of Game One, helping the Emeralds cruise to a 6-1 decision. Game Two was a tense affair that saw the Emeralds win 5-4 on Scott Reid's leadoff home run in the bottom of the ninth inning.

The Cubs came home and won Game Three, 2-1, when Jim Dunegan snapped a 1-1 tie with a solo home run in the seventh inning. Game Four saw Cubs starting pitcher Archie Reynolds toss a complete-game, two-hit shutout to force a deciding fifth and final game, to be played in Eugene.

In Game Five, Tacoma scored single runs in the fourth and seventh innings, with Eugene errors factoring into each rally. Despite allowing a total of seven hits and two walks, four Tacoma pitchers combined to shutout the Emeralds. Jim Colborn worked five shutout innings to earn the win, and relief ace Dick LeMay pitched three perfect innings for the save.

Managed by White Lockman, the 1969 Cubs were the first Tacoma team to win a championship playoff series.

Eugene Emeralds 6, Tacoma Cubs 1 Game One - September 2, 1969

	1	2	3	4	5	6	7	8	9	R	H	E
Tacoma	0	0	0	0	0	0	0	0	1	1	7	2
Eugene	1	1	0	0	4	0	0	0	x	6	12	1

Tacoma	AB	R	H	RBI	Eugene	AB	R	H	RBI
Montreuil, 2B	3	0	1	0	Bowa, SS	4	1	1	1
Bladt, LF	4	0	0	0	Doyle, 2B	3	1	2	0
Pointer, CF	4	0	0	0	Hutto, RF	3	1	2	0
Skidmore, 1B	4	0	2	0	Emery, 1B	4	1	1	1
Dunegan, RF	4	1	2	0	Lis, LF	4	1	1	2
Bobb, C	4	0	2	1	Reid, CF	4	0	1	0
Lung, 3B	4	0	0	0	Buchek, 3B4	1	2	0	0
Metzger, SS	4	0	0	0	Edwards, C4	0	1	1	1
Reynolds, P	2	0	0	0	Wagner, P	4	0	1	0
Gura, P	0	0	0	0	Totals	34	6	12	5
Church, P	0	0	0	0					
McMath, PH	0	0	0	0					
Tiefenauer, P	0	0	0	0					
Pena, PH	1	0	0	0					
Totals	34	1	7	1					

BATTING

2B: Skidmore, Dunegan, Bobb, Edwards

HR: Bowa, Lis

SB: Doyle

LOB: Tacoma 8, Eugene 6.

FIELDING

E: Dunegan, Pointer, Bowa

DP: Tacoma 2

Tacoma

	IP	H	R	ER	BB	SO
Reynolds (L, 0-1)	4.0	8	4	4	2	2
Gura	1.1	3	2	2	0	0
Church	1.2	0	0	0	0	3
Tiefenauer	2.0	1	0	0	0	1

Eugene

	IP	H	R	ER	BB	SO
Wagner (W, 1-0)	9.0	7	1	1	2	5

T: 1:55 **Att:** 3,451

Eugene Emeralds 5, Tacoma Cubs 4 Game Two - September 3, 1969

	1	2	3	4	5	6	7	8	9	R	H	E
Tacoma	0	0	0	1	1	0	0	2	0	4	8	2
Eugene	0	1	0	2	0	0	1	0	1	5	7	0

Tacoma	AB	R	H	RBI	Eugene	AB	R	H	RBI
Montreuil, 2B	5	0	1	0	Bowa, SS	4	0	0	0
Bladt, LF	5	0	0	0	Doyle, 2B	4	0	0	0
Pointer, CF	2	2	1	0	Hutto, RF-1B4	4	0	0	0
Skidmore, 1B	4	1	2	0	Emery, 1B	3	0	1	0
Dunegan, RF	4	0	1	2	Compton, PR0	0	0	0	0
Bobb, C	4	0	2	1	Reams, RF	0	0	0	0
Lung, 3B	4	0	1	0	Lis, LF	3	2	1	0
Metzger, SS	3	1	0	0	Reid, CF	4	2	2	2
Colborn, P	1	0	0	0	Buchek, 3B	2	1	1	2
McMath, PH	1	0	0	0	Edwards, C	3	0	1	0
Sherrod, P	0	0	0	0	James, P	3	0	1	1
Pena, PH	1	0	0	0	Messery, P	0	0	0	0
LeMay, P	0	0	0	0	Totals	30	5	7	5
Totals	34	4	8	3					

None out when winning run scored.

BATTING

2B: Skidmore, James

3B: Reid

HR: Reid

SB: Pointer

SF: Buchek

LOB: Tacoma 7, Eugene 4

FIELDING

E: Lung, Pointer

DP: Eugene, 1

Tacoma

	IP	H	R	ER	BB	SO
Colborn	4.0	3	3	2	2	2
Sherrod	2.0	0	0	0	0	1
LeMay (L, 0-1)	2.0	4	2	1	0	2

Eugene

	IP	H	R	ER	BB	SO
James	7.2	8	4	4	2	6
Messery (W, 1-0)	1.1	0	0	0	1	0

HBP: By James (Pointer) **PB:** Bobb **WP:** James 3

T: 2:00 **Att:** 4,317

THE 1969 CUBS: TACOMA CLAIMS PCL WITH COMEBACK OVER EUGENE (CONTINUED)

Tacoma Cubs 2, Eugene Emeralds 1 Game Three - September 4, 1969

	1	2	3	4	5	6	7	8	9	R	H	E
Eugene	0	1	0	0	0	0	0	0	0	1	3	0
Tacoma	0	1	0	0	0	0	1	0	x	2	5	2

Eugene	AB	R	H	RBI	Tacoma	AB	R	H	RBI
Bowa, SS	4	0	0	0	Montreuil, 2B	4	0	1	0
Doyle, 2B	4	0	1	0	Bladt, LF	4	0	0	0
Hutto, RF	4	0	0	0	Pointer, CF	3	0	0	0
Emery, 1B	2	1	0	0	Skidmore, 1B	3	1	1	0
Lis, LF	4	0	1	0	Dunegan, RF	3	1	1	1
Reid, CF	2	0	1	0	Bobb, C	3	0	1	0
Buchek, 3B	4	0	0	0	Lung, 3B	3	0	0	1
Edwards, C	3	0	0	0	Metzger, SS	3	0	0	0
Lersch, P	3	0	0	0	Decker, P	2	0	1	0
Totals	30	1	3	0	LeMay, P	1	0	0	0
					Totals	29	2	5	2

BATTING

2B: Skidmore

HR: Dunegan

SB: Bladt, Montreuil

FIELDING

E: Metzger 2

Eugene	IP	H	R	ER	BB	SO
Lersch (L, 0-1)	8.0	5	2	2	0	9

Tacoma	IP	H	R	ER	BB	SO
Decker (W, 1-0)	7.2	3	1	1	5	8
LeMay (S, 1)	1.1	0	0	0	0	1

WP: Decker 2

T: 1:57 Att: 2,433

Tacoma Cubs 2, Eugene Emeralds 0 Game Four - September 5, 1969

	1	2	3	4	5	6	7	8	9	R	H	E
Eugene	0	0	0	0	0	0	0	0	0	0	2	0
Tacoma	2	0	0	0	0	0	0	x	2	2	2	0

Eugene	AB	R	H	RBI	Tacoma	AB	R	H	RBI
Bowa, SS	3	0	0	0	Montreuil, 2B	4	0	0	0
Doyle, 2B	4	0	0	0	Bladt, LF	4	1	3	0
Hutto, RF	4	0	1	0	Pointer, CF	2	1	1	0
Emery, 1B	3	0	0	0	Skidmore, 1B	4	0	0	0
Lis, LF	3	0	0	0	Dunegan, RF	3	0	1	0
Reid, CF	3	0	0	0	Bobb, C	3	0	1	2
Buchek, 3B	3	0	0	0	Lung, 3B	4	0	1	0
Edwards, C	3	0	1	0	Metzger, SS	3	0	1	0
Colton, P	0	0	0	0	Reynolds, P	3	0	0	0
Rounsville, P	2	0	0	0	Totals	30	2	8	2
Reams, PH	1	0	0	0					
Messery, P	0	0	0	0	Totals	29	0	2	0

BATTING

SB: Bladt, Dunegan

S: Pointer

LOB: Eugene 3, Tacoma, 8

Eugene	IP	H	R	ER	BB	SO
Colton (L, 0-1)	0.2	2	2	2	2	0
Rounsville	6.1	5	0	0	0	3
Messery	1.0	1	0	0	1	0

Tacoma	IP	H	R	ER	BB	SO
Reynolds (W, 1-0)	9.0	2	0	0	1	6

T: 1:50

Att: 3,852

Tacoma Cubs 2, Eugene Emeralds 0 Game Five - September 6, 1969

	1	2	3	4	5	6	7	8	9	R	H	E
Tacoma	0	0	0	1	0	0	1	0	0	2	6	0
Eugene	0	0	0	0	0	0	0	0	0	0	7	3

Tacoma	AB	R	H	RBI	Eugene	AB	R	H	RBI
Montreuil, 2B	4	0	1	0	Bowa, SS	4	0	1	0
Bladt, LF	4	0	1	0	Doyle, 2B	4	0	0	0
Pointer, CF	3	0	0	0	Hutto, RF	4	0	1	0
Skidmore, 1B	4	1	1	0	Emery, 1B	4	0	2	0
Dunegan, RF	4	0	0	0	Lis, LF	3	0	0	0
Bobb, C	3	0	0	1	Reid, CF	3	0	1	0
Lung, 3B	3	1	1	0	Buchek, 3B	4	0	0	0
Metzger, SS	3	0	2	0	Edwards, C	4	0	0	0
Colborn, P	1	0	0	0	Wagner, P	2	0	2	0
Lemons, P	0	0	0	0	Coward, PH	1	0	0	0
Church, P	0	0	0	0	James, P	0	0	0	0
McMath, PH	1	0	0	0	Totals	33	0	7	0
LeMay, P	0	0	0	0					
Totals	30	2	6	1					

BATTING

2B: Montreuil, Lung, Emery

S: Colborn

SF: Bobb

LOB: Tacoma 5, Eugene 8

FIELDING

E: Hutto, Buchek, Lis

DP: Eugene, 2

Tacoma	IP	H	R	ER	BB	SO
Colborn (W, 1-0)	5.0	7	0	0	0	3
Lemons	0.1	0	0	0	1	0
Church	0.2	0	0	0	1	0
LeMay (S, 2)	3.0	0	0	0	0	2

Eugene	IP	H	R	ER	BB	SO
Wagner (L, 1-1)	7.0	6	2	0	2	4
James	2.0	0	0	0	0	4

FRONT OFFICE

CHENEY STADIUM

COACHES/STAFF

2016 RAINIERS

2015 SEASON REVIEW

OPPONENTS

HISTORY & RECORDS

MEDIA & MISC.

THE 1971 CUBS: SALT LAKE TOPS TACOMA IN FINAL

Just two seasons after winning the PCL title, the Tacoma Cubs returned to the Championship Series in 1971. This time, the Cubs fell to the Salt Lake Angels, three games to one.

Tacoma went 78-65 and won the four-team Northern Division by 6.5 games over second-place Portland. The Angels were winners in the Southern Division, going 78-68 to take the title by three games over Phoenix.

Host Salt Lake City trailed in the opener, 7-6, before erupting for seven runs in the bottom of the eighth inning on the way to a 13-7 win. It was considered an upset – the Angels scored ten runs off Tacoma ace Burt Hooton, who had set the PCL single-game strikeout record with a 19-K performance earlier in the season.

Tacoma starter Jim Colborn evened the series by tossing a complete-game, ten-inning gem in Game Two. Pat Bourque's ground-ball double down the first base line drove in the go-ahead run in the top of the tenth. Tacoma beat Salt Lake's Archie Reynolds – who helped Tacoma win the crown just two years prior.

The Angels used the long ball to take Games Three and Four – and the series – at Cheney Stadium. Salt Lake catcher Art Kusnyer launched a three-run shot off Tacoma starter Larry Gura in the first inning of the third game, helping Salt Lake to a 7-3 win. In Game Four, former Tacoma Cubs outfielder Greg Goossen did the damage with a three-run homer in the opening inning off the Cubs Roberto Rodriguez.

Tacoma played the series without slugger Adrian Garrett, who hit a franchise record 43 home runs during the regular season before being sold to Oakland on August 31. His replacement Bill McNulty went 7-for-14 with three home runs and seven RBI in the series.

Salt Lake City Angels 13, Tacoma Cubs 7 Game One - September 2, 1971

	1	2	3	4	5	6	7	8	9	R	H	E
Tacoma	0	1	0	1	5	0	0	0	0	7	9	1
Salt Lake	1	2	0	0	0	1	2	7	x	13	15	2

Tacoma	AB	R	H	RBI	Salt Lake	AB	R	H	RBI
Ortiz, CF	5	1	2	0	Feldman, RF	4	3	4	3
Coggins, 2B	5	0	1	1	Llenas, 3B	4	2	2	2
Blanco, LF	5	1	1	0	Silverio, CF	3	2	2	1
Bourque, 1B	3	3	1	1	Vinson, 1B	4	2	2	3
Fanzone, 3B	2	1	1	1	Goossen, LF	5	0	1	3
McNulty, RF	4	1	2	3	Parker, 2B	4	1	2	0
Breedon, C	3	0	1	1	Kusnyer, C	5	1	2	1
McFadden, SS	3	0	0	0	Oyler, SS	2	0	0	0
Hooton, P	4	0	0	0	Bennett, PH	1	0	0	0
Rodriguez, P	0	0	0	0	Engelhardt, P	0	0	0	0
Stephenson, P	0	0	0	0	Bigone, PH	0	1	0	0
Zahn, P	0	0	0	0	Lasher, P	0	0	0	0
Totals	34	7	9	7	Lange, P	2	0	0	0
					Cox, P	0	0	0	0
					Shank, P	0	0	0	0
					Phillips, PH	1	0	0	0
					Arcia, SS	1	1	0	0
					Totals	36	13	15	13

BATTING

2B: Ortiz, Coggins, Blanco, Bourque, Llenas 2, Feldman 2, Silverio, Goossen
3B: Parker
HR: McNulty, Vinson
LOB: Tacoma 8, Salt Lake City 6

FIELDING

E: Ortiz, Parker, Oyler
DP: Tacoma 2, Salt Lake City 3

Tacoma	IP	H	R	ER	BB	SO
Hooton (L, 0-1)	7.1	14	10	10	3	10
Rodriguez	0.0	0	1	1	1	0
Stephenson	0.0	0	2	2	2	0
Zahn	0.2	1	0	0	0	1

Salt Lake	IP	H	R	ER	BB	SO
Lange	4.1	6	4	4	4	6
Cox	0.0	3	3	3	0	0
Shank	1.2	0	0	0	0	1
Engelhardt (W, 1-0)	2.0	0	0	0	1	3
Lasher	1.0	0	0	0	0	0

Tacoma Cubs 2, Salt Lake City Angels 1 Game Two - September 3, 1971

	1	2	3	4	5	6	7	8	9	10	R	H	E
Tacoma	0	1	0	0	0	0	0	0	0	1	2	8	1
Salt Lake	1	0	0	0	0	0	0	0	0	0	1	5	1

Tacoma	AB	R	H	RBI	Salt Lake	AB	R	H	RBI
Ortiz, CF	5	0	1	0	Feldman, RF	3	1	1	0
Coggins, 2B-SS	5	1	1	0	Llenas, 3B	5	0	1	0
Blanco, LF	5	0	1	0	Silverio, CF	5	0	1	0
Bourque, 1B	3	1	1	1	Vinson, 1B	3	0	0	1
Fanzone, 3B	5	0	1	0	Goossen, LF	3	0	1	0
McNulty, RF	4	0	2	1	Parker, 2B	4	0	1	0
Hibbs, C	3	0	1	0	Kusnyer, C	4	0	0	0
McFadden, SS	2	0	0	0	Oyler, SS	3	0	0	0
Rickey, PH	1	0	0	0	Bennett, PH	1	0	0	0
Montreuil, 2B	1	0	0	0	Arcia, SS	0	0	0	0
Colborn, P	4	0	0	0	Reynolds, P	4	0	0	0
Totals	38	2	8	2	Totals	35	1	5	1

BATTING

2B: Fanzone, Hibbs, McNulty, Coggins, Bourque, Goossen, Llenas, Feldman
SB: Silverio, Vinson
LOB: Tacoma 9, Salt Lake City 8

FIELDING

E: McNulty, Parker
DP: Salt Lake City 1

Tacoma	IP	H	R	ER	BB	SO
Colborn (W, 1-0)	10.0	5	1	1	4	11

Salt Lake City	IP	H	R	ER	BB	SO
Reynolds (L, 0-1)	10.0	8	2	2	3	10

BK: Reynolds HBP: McFadden (by Reynolds)
T: 2:27 **Att:** 3,776

THE 1971 CUBS: SALT LAKE TOPS TACOMA IN FINAL

Salt Lake City Angels 7, Tacoma Cubs 3 Game Three - September 4, 1971

	1	2	3	4	5	6	7	8	9	R	H	E
Salt Lake	4	0	1	1	0	0	0	0	1	7	7	2
Tacoma	2	0	1	0	0	0	0	0	0	3	10	3

Salt Lake	AB	R	H	RBI	Tacoma	AB	R	H	RBI
Feldman, 1B	2	1	1	0	Ortiz, CF	4	2	2	0
Silverio, CF	3	1	2	0	Montreuil, 2B	5	1	1	0
Llenas, 3B	5	0	0	1	Rickey, P	0	0	0	0
Goossen, LF	4	2	1	1	Blanco, LF	5	0	2	1
Phillips, PR-LF	0	1	0	0	Bourque, 1B	5	0	1	2
Parker, 2B	3	1	1	1	Fanzone, 3B	5	0	3	0
Kusnyer, C	5	1	1	3	McNulty, RF	2	0	0	0
Floyd, RF	4	0	0	1	Hibbs, C	4	0	0	0
Oyler, SS	5	0	0	0	McFadden, SS	5	0	1	0
Washburn, P	2	0	0	0	Gura, P	1	0	0	0
Lasher, P	2	0	1	0	Todd, P	0	0	0	0
Totals	35	7	7	7	Coggins, PH, 2B	1	0	0	0
					Totals	37	3	10	3

BATTING

2B: Ortiz 2, McFadden, Fanzone

HR: Kusnyer, Goossen

SB: Parker

S: Parker, Feldman

LOB: Salt Lake City 10, Tacoma 14

FIELDING

E: Goossen, Parker, Fanzone 2, Hibbs

DP: Salt Lake City 1

Salt Lake	IP	H	R	ER	BB	SO
Washburn	4.2	8	3	3	2	1
Lasher (W, 1-0)	4.1	2	0	0	3	4
Tacoma	IP	H	R	ER	BB	SO
Gura (L, 0-1)	2.1	4	5	5	2	1
Todd	5.2	3	1	1	3	4
Rickey	1.0	0	1	0	0	2

HBP: Ortiz (by Washburn) McNulty (by Lasher)

WP: Gura

T: 2:53 **Att:** 5,119

Salt Lake City Angels 6, Tacoma Cubs 4 Game Four - September 5, 1971

	1	2	3	4	5	6	7	8	9	R	H	E
Salt Lake	3	0	0	0	1	2	0	0	0	6	8	1
Tacoma	1	0	0	0	0	1	0	2	4	7	0	

Salt Lake	AB	R	H	RBI	Tacoma	AB	R	H	RBI
Feldman, RF	5	2	2	0	Ortiz, CF	3	1	1	0
Llenas, 2B	3	0	0	0	Montreuil, 2B	4	0	0	0
Silverio, CF	4	0	2	1	Colborn, P	0	0	0	0
Vinson, 1B	3	1	0	0	Bourque, 1B	4	0	2	1
Goossen, LF	4	1	1	3	Fanzone, 3B	4	1	1	0
Phillips, CF	0	0	0	0	McNulty, RF	4	2	3	3
Parker, 2B	4	0	0	0	Blanco, LF	4	0	0	0
Kusnyer, C	4	1	1	0	Breeden, C	3	0	0	0
Oyler, SS	4	1	1	2	McFadden, SS	4	0	0	0
Bennett, P	3	0	1	0	Rodriguez, P	1	0	0	0
Reynolds, P	1	0	0	0	Coggins, PH-2B	1	0	0	0
Totals	35	6	8	6	Totals	32	4	7	4

BATTING

2B: Bourque

HR: Goossen, Oyler, McNulty 2

SB: Ortiz

LOB: Salt Lake City 4, Tacoma 7

FIELDING

E: Llenas

DP: Salt Lake City 2

Salt Lake	IP	H	R	ER	BB	SO
Bennett (W, 1-0)	6.1	5	2	2	2	3
Reynolds	2.2	2	2	2	1	2

Tacoma	IP	H	R	ER	BB	SO
Rodriguez (L, 0-1)	8.0	8	6	6	2	5
Colborn	1.0	0	0	0	0	2

WP: Rodriguez

PB: Breeden

T: 2:01 **Att:** 2,009

THE 1978 YANKEES: PCL PLAYOFFS WASHED OUT

The 1978 Tacoma Yankees, along with the Albuquerque Dukes, were named Pacific Coast League "Co-Champions" in one of the stranger episodes in league history. Foul weather in the Pacific Northwest delayed the proceedings for so long that the league - under threat from Albuquerque - decided to cancel the playoffs.

The close of the Yankees regular season at Cheney Stadium provided a glimpse of what was to come, when the final two regular season doubleheaders were both washed away.

The weather cleared for the Yankees to face the Portland Beavers in the first game of the best-of-five Northern Division playoffs on September 2. Tacoma won the opener, 10-8, and then took the second game 5-4 in conditions that the Tacoma News Tribune described as "wet, muddy, and otherwise awful."

The third game was rained out in Portland - but the Beavers were able to win the next two games, forcing a decisive Game Five on Thursday night at Civic Stadium.

Meanwhile, the Dukes had swept the Southern Division series with a win in Salt Lake City on Monday. The Albuquerque club was waiting in Salt Lake City to see if they would fly to Tacoma or Portland to open the PCL Championship Series.

Thursday night's game was rained out, and on Friday night the stadium in Portland was booked for another event. When the game was rescheduled for Saturday, September 9, the Dukes and their parent club, the Los Angeles Dodgers, threatened to forget the whole thing and go home. The Dodgers were in a pennant race in the National League West and needed to call up players.

Albuquerque was convinced to wait until Saturday night. When the Yankees and Beavers met at Civic Stadium, PCL Umpire-In-Chief Randy Marsh walked the grounds and declared the field unplayable.

At that point, PCL President Roy Jackson ruled Tacoma and Albuquerque "Co-Champions," much to the public dismay of Portland owner Leo Ornstein. The league favored Tacoma over Portland based upon regular-season record: the Yankees went 80-57 compared to Portland's 76-62.

Once the series was cancelled, the New York Yankees called up Tacoma's Brian Doyle, Larry McCall, and Jerry Narron for the now-legendary pennant race against Boston.

Tacoma Yankees fans got a bit of revengeful satisfaction when Doyle helped the New York Yankees beat the Dodgers in the World Series.

THE 1981 TIGERS: TACOMA SWEEP BY ALBUQUERQUE'S BEST

The 1981 Tacoma Tigers advanced to the playoffs by winning the Northern Division in the second half of the PCL's new split-season format. The Tigers beat first half division winner Hawaii in a best-of-three series, two games to one.

Following the decisive Game Three victory in Honolulu, the Tigers took a red-eye flight that departed Hawaii at 2:00am. After a delayed connecting flight through Los Angeles, the team landed at SeaTac at 3:45pm – just over three hours away from the first pitch of Game One of the PCL Championship Series, against Albuquerque.

The Tigers came out flat in Game One after 14 hours of travel, and a well-rested Dukes team that had a first-round bye coasted to a 5-1 victory. Dukes starter Ted Power struck out ten batters over seven strong innings. Tired Tacoma pitchers issued six walks in the game, and the Tigers made a pair of errors.

Game Two was a tighter game until a controversial call by umpire Dana DeMuth helped the Dukes break it open. Albuquerque led 4-3 in the sixth inning when Tack Wilson was ruled safe at second base on a two-out steal attempt, although Tigers manager Ed Nottle vigorously argued that he was out. Two runs scored after the play.

The series moved to Sports Stadium in Albuquerque for Game Three, and the Dukes completed the three-game sweep with a 9-2 blasting of the Tigers. Candy Maldonado hit a pair of triples for the Dukes, and Brian Holton tossed a complete-game three-hitter. Mark Budaska's two-run homer was Tacoma's only offense.

Maldonado had a big series for Albuquerque, going 5-for-10 with all five hits netting extra bases: he hit two doubles, two triples, and a home run.

Tacoma was jet-lagged for the series, but outfielder Jim Nettles credited the Dukes – the 1981 Dukes are considered one of the best teams in Albuquerque's history, posting a record of 94-38, and they had a Triple Crown winner in Mike Marshall.

"This team is just awesome," said Nettles. "It's no fluke that they won."

Albuquerque Dukes 5, Tacoma Tigers 1 Game One - September 4, 1981

	1	2	3	4	5	6	7	8	9	R	H	E
Albuquerque	0	0	0	0	1	1	1	1	1	5	11	1
Tacoma	0	0	0	0	0	0	0	1	0	1	7	2

Albuquerque	AB	R	H	RB	I	Tacoma	AB	R	H	RB	I
Wilson, DH	3	1	1	0	Sexton, SS	4	1	2	0		
Law, LF	5	0	2	1	Cox, 2B	4	0	1	1		
Perconte, 2B	2	1	1	0	Bryant, LF	3	0	0	0		
Marshall, 1B	5	0	0	0	Page, DH	4	0	1	0		
Maldonado, RF	3	1	2	0	Budaska, RF	3	0	1	0		
Weiss, SS	3	1	2	1	Bell, 3B	4	0	0	0		
Mitchell, CF	5	0	1	0	Nettles, CF	3	0	0	0		
Caughey, 3B	3	0	0	1	Kearney, C	4	0	0	0		
Crow, C	4	1	2	1	Gelfarb, 1B	4	0	2	0		
Totals	33	5	11	4	Totals	33	1	7	1		

BATTING

2B: Maldonado 2, Sexton 2, Page, Cox

SB: Law, Crow

SF: Caughey

S: Weiss, Perconte

LOB: Albuquerque 11, Tacoma 8

FIELDING

E: Caughey, Bell, Kearney

DP: Albuquerque 1, Tacoma 2

Albuquerque	IP	H	R	ER	BB	SO
Power (W, 1-0)	7.0	7	1	1	3	10
Shirley	2.0	0	0	0	0	2

Tacoma	IP	H	R	ER	BB	SO
Lysander (L, 0-1)	6.2	8	3	3	4	7
Minetto	1.1	2	1	0	1	2
Mustad	0.2	1	1	1	1	0
Abraham	0.1	0	0	0	0	1

HBP: Maldonado (by Lysander)

WP: Lysander

T: 3:09 **Att:** 2,022

Albuquerque Dukes 8, Tacoma Tigers 4 Game Two - September 5, 1981

	1	2	3	4	5	6	7	8	9	R	H	E
Albuquerque	0	0	2	2	0	2	2	0	0	8	9	1
Tacoma	0	0	0	2	1	0	0	0	1	4	10	2

Albuquerque	AB	R	H	RB	I	Tacoma	AB	R	H	RB	I
Wilson, DH	4	1	1	2	Sexton, SS	5	1	2	1		
Law, LF	3	0	0	0	Cox, 2B	4	0	1	0		
Perconte, 2B	4	1	0	0	Bryant, LF	4	1	1	0		
Marshall, 1B	4	1	2	1	Page, DH	4	0	1	1		
Maldonado, RF	4	1	1	2	Budaska, RF	3	0	0	0		
Weiss, SS	4	1	1	0	Bell, 3B	4	0	0	0		
Fobbs, 3B	4	1	3	1	Nettles, CF	4	0	1	0		
Caughey, 3B	5	1	1	0	Kearney, C	4	1	2	0		
Mitchell, CF	5	1	1	0	Gelfarb, 1B	4	1	2	0		
Crow, C	2	0	0	1	Totals	36	4	10	2		
Totals	35	8	9	7							

BATTING

2B: Fobbs 2, Mitchell, Kearney, Cox, Gelfarb, Sexton, Wilson, Marshall

HR: Maldonado

SB: Law, Wilson

SF: Crow

LOB: Albuquerque 9, Tacoma 7

FIELDING

E: Lung, Pointer

DP: Eugene, 1

Tacoma	IP	H	R	ER	BB	SO
Colborn	4.0	3	3	2	2	2
Sherrod	2.0	0	0	0	0	1
LeMay (L, 0-1)	2.0	4	2	1	0	2

Eugene	IP	H	R	ER	BB	SO
James	7.2	8	4	4	2	6
Messery (W, 1-0)	1.1	0	0	0	1	0

HBP: By James (Pointer) **PB:** Bobb **WP:** James 3

T: 2:00 **Att:** 4,317

THE 1981 TIGERS: TACOMA SWEEP BY ALBUQUERQUE'S BEST (CONTINUED)

Albuquerque Dukes 9, Tacoma Tigers 2 Game Three - September 6, 1981

	1	2	3	4	5	6	7	8	9	R	H	E
Tacoma	0	0	0	0	0	0	2	0	0	2	3	2
Albuquerque	0	0	1	1	3	0	3	1	x	9	13	1

Tacoma	AB	R	H	RBI	Albuquerque	AB	R	H	RBI
Sexton, SS	4	0	1	0	Wilson, DH	4	1	2	0
Cox, 2B	3	1	0	0	Law, LF	5	1	3	3
Bryant, LF	4	0	0	0	Perconte, 2B	5	2	2	1
Page, DH	4	0	0	0	Marshall, 1B	4	1	1	0
Budaska, RF	4	1	2	2	Maldonado, RF	3	1	2	1
Bell, 3B	2	0	0	0	Weiss, SS	4	1	2	3
Nettles, CF	3	0	0	0	Mitchell, CF	3	0	0	1
Kearney, C	3	0	0	0	Caughy, 3B	4	0	0	0
Gelfarb, 1B	3	0	0	0	Crow, C	4	2	1	0
Totals	30	2	3	2	Totals	36	9	13	9

BATTING

3B: Maldonado 2

HR: Budaska, Weiss

SB: Cox, Perconte

S: Wilson

LOB: Tacoma 3, Albuquerque 7

FIELDING

E: Budaska, Gelfarb, Perconte

DP: Albuquerque 1, Tacoma 1

Tacoma	IP	H	R	ER	BB	SO
Thomas (L, 0-1)	4.1	7	5	4	2	2
Buice	2.0	4	3	3	1	3
Abraham	1.2	2	1	1	0	0

Albuquerque	IP	H	R	ER	BB	SO
Holton (W, 1-0)	9.0	3	2	2	2	5

WP: Thomas

T: 2:43 **Att:** 5,140

THE 2001 RAINIERS: ATTACKS SCRAP SERIES AGAINST NEW ORLEANS

In 2001 the Seattle Mariners tied the major league record by winning 116 games, and the Triple-A Tacoma Rainiers followed in their footsteps, going 85-59 to win the Northern Division by 12.5 games over second-place Calgary.

Led by PCL Pitcher of the Year Denny Stark (14-2, 2.37), the Rainiers topped the league with a 3.74 team ERA. The offense - anchored by Juan Thomas, Ramon Vazquez, Chad Alexander and Todd Betts - finished fifth in the league in runs scored.

Tacoma played Southern Division champion Sacramento and won the series, 3-2, despite falling behind in the series, 2-1. The Rainiers won two straight road games to stun the RiverCats and advance to the championship series. Thomas, Alexander, and Jermaine Clark each homered while Brian Falkenborg tossed six shutout innings in Tacoma's 6-3 Game Five victory.

Tacoma flew to New Orleans to open the PCL Championship Series against the American Conference champions, with Stark set to pitch Game One of the series on the night of September 11. The game and the entire series were cancelled in the aftermath of the September 11 terrorist attacks in New York City and Washington D.C.

The PCL league office announced that Tacoma and New Orleans would be declared "Co-Champions" for 2001.

THE 2005 RAINIERS: CRUZ, NASHVILLE TOO POWERFUL FOR TACOMA

After a tense pennant race and a tight division series, the 2005 Tacoma Rainiers fell apart in the PCL Championship Series and were swept by Nashville in three straight games.

Tacoma (80-64) clinched the Northern Division on the second-to-last day of the season, eliminating hard-charging Salt Lake. The Stingers won their final nine games of the season and finished just one game behind Tacoma.

The Rainiers opened the best-of-five division series at home against Sacramento, and lost the first two games. Moving to Raley Field, Tacoma won three straight games to advance to the finals.

Game Five of the Sacramento series was an epic battle. Tacoma starter Chris Buglovsky tossed 7.1 shutout innings, and Tacoma took a 2-0 lead into the bottom of the ninth inning when Sacramento's Jermaine Clark – a former Rainiers infielder – hit a two-out, two-strike, two-run homer off Tacoma closer Emiliano Fruto to tie the game. Tacoma scored three runs in the top of the 11th inning on a go-ahead RBI single by Ryan Christianson, and a two-out, two-run single by Asdrubal Cabrera. Sacramento loaded the bases in the bottom of the 11th, but Sean Green struck out Jack Cust to close out a 5-2 Rainiers win.

The Rainiers faced Nashville (75-69) in the PCL Championship Series, which opened at Greer Stadium on September 13. Nashville hit five home runs and won the opening game, 8-6. In Game Two, Tacoma made a season-high five errors and lost, 11-5.

The series moved to Cheney Stadium for Game Three, and the two teams played deep into the night. Finally, after four hours of play, a two-out error extended the top of the 13th inning and Nelson Cruz took advantage, launching a tape-measure three-run homer to give Nashville a 5-2 win, and a series sweep.

Cruz was named Most Valuable Player of the series, going 6-for-13 with three home runs and eight RBI.

Nashville Sounds 8, Tacoma Rainiers 6 Game One - September 13, 2005

	1	2	3	4	5	6	7	8	9	R	H	E
Tacoma	2	0	0	0	2	1	0	1	0	6	15	0
Nashville	0	1	0	3	2	2	0	0	x	8	12	0

Tacoma	AB	R	H	RBI	BB	SO
Choo, S, LF	4	2	3	0	1	0
Leone, 3B	4	1	1	2	0	1
Nunez, RF	4	0	2	1	0	0
Gonzalez, DH	5	1	2	1	0	2
Garcia-parra, PR-DH	0	0	0	0	0	0
Rifkin, 1B	5	0	3	0	0	0
Brown, 2B	4	1	0	0	1	1
Bohn, T, CF	4	1	2	1	0	0
Rivera, C	4	0	1	0	0	1
Cabrera, A, SS	4	0	1	1	0	1
Totals	38	6	15	6	2	6

1-Ran for Gonzalez in the 9th

BATTING

2B: Choo, S (1, Hendrickson)

HR: Gonzalez (1, 1st inning off Hendrickson, 0 on, 2 out), Leone (1, 5th inning off Hendrickson, 1 on, 0 out), Bohn, T (1, 6th inning off Evert, 0 on, 0 out)

TB: Choo, S 4; Leone 4; Nunez 2; Gonzalez 5; Rifkin 3; Bohn, T 5; Rivera; Cabrera, A

RBI: Nunez (1), Gonzalez (1), Leone 2 (2), Bohn, T (1), Cabrera, A (1)

2-out RBI: Gonzalez; Cabrera, A

Runners left in scoring position, 2 out: Leone 2; Brown 2

S: Leone **SF:** Nunez **GIDP:** Gonzalez

Team LOB: 9

BASERUNNING

SB: Bohn, T (1, 2nd base off Hendrickson/Rivera), Nunez (1, 2nd base off Hendrickson/Rivera)

Tacoma	IP	H	R	ER	BB	SO	HR
Livingston, B (L, 0-1)	5.0	8	6	6	0	5	5
Baek	3.0	4	2	2	0	2	0
Totals	8.0	12	8	8	0	7	5

Ground outs-fly outs: Livingston, B 4-6, Baek 0-7, Hendrickson 7-4, Evert 0-3, Zumwalt 2-0, Stetter 0-1, Adams 1-2
Batters faced: Livingston, B 23, Baek 13, Hendrickson 24, Evert 8, Zumwalt 4, Stetter 1, Adams 5

Inherited runners-scored: Stetter 1-0

Umpires: HP: Dave Aschwege 1B: Jack Samuels. 2B: Kevin Kelley. 3B: Ramon Armaridaz

Weather: 81 degrees, clear **Wind:** 7 mph, R to L

Nashville	AB	R	H	RBI	BB	SO
Durrington, 1B	4	0	1	1	0	1
Krynzel, CF	4	0	0	0	0	1
Rottino, V, 3B	4	1	2	0	0	1
Zuniga, DH	4	2	2	3	0	0
Cruz, N, RF	4	2	2	2	0	0
Rivera, C	4	1	1	1	0	1
Knox, LF	4	0	0	0	0	2
Barnwell, 2B	4	1	2	0	0	0
Scarborough, SS	4	1	2	1	0	1
Totals	36	8	12	8	0	7

BATTING

2B: Scarborough (1, Baek)

HR: Cruz, N 2 (2, 2nd inning off Livingston, B, 0 on, 1 out; 4th inning off Livingston, B, 0 on, 0 out), Zuniga 2 (2, 4th inning off Livingston, B, 0 on, 0 out; 5th inning off Livingston, B, 1 on, 2 out), Rivera (1, 4th inning off Livingston, B, 0 on, 0 out)

TB: Durrington; Rottino, V 2; Zuniga 8; Cruz, N 8; Rivera 4; Barnwell 2; Scarborough 3

RBI: Cruz, N 2 (2), Zuniga 3 (3), Rivera (1), Scarborough (1), Durrington (1)

2-out RBI: Zuniga 2; Scarborough; Durrington

Runners left in scoring position, 2 out: Rottino, V; Krynzel

Team LOB: 4

BASERUNNING

SB: Durrington (1, 2nd base off Baek/Rivera)

FIELDING

DP: (Scarborough-Barnwell-Durrington)

Nashville	IP	H	R	ER	BB	SO	HR
Hendrickson (W, 1-0)	5.0	9	4	4	1	4	2
Evert	2.0	3	1	1	0	2	1
Zumwalt	0.2	1	1	1	1	0	0
Stetter	0.1	0	0	0	0	0	0
Adams (S, 1)	1.0	2	0	0	0	0	0
Totals	9.0	15	6	6	2	6	3

THE 2005 RAINIERS: CRUZ, NASHVILLE TOO POWERFUL FOR TACOMA

Nashville Sounds 11, Tacoma Rainiers 5 Game Two - September 14, 2005

	1	2	3	4	5	6	7	8	9	R	H	E
Tacoma	2	0	0	0	1	2	0	0	0	5	7	5
Nashville	1	3	3	2	0	0	0	2	x	11	13	0

Tacoma	AB	R	H	RBI	BB	SO
Choo, LF	5	0	0	0	0	2
Leone, 3B	4	2	1	1	1	0
Nunez, Ab, RF	3	1	2	2	1	1
Gonzalez, W, DH	4	0	1	0	0	1
Brown, 2B	2	1	1	0	2	0
Rifkin, 1B	4	0	0	0	0	1
Christianson, C	3	0	0	0	0	1
Bohn, CF	4	1	2	2	0	2
Cabrera, SS	4	0	0	0	0	2
Totals	33	5	7	5	4	10

BATTING

2B: Nunez, Ab (3, Phelps)
HR: Nunez, Ab (1, 1st inning off Phelps, 1 on, 1 out), Leone (3, 5th inning off Phelps, 0 on, 2 out), Bohn (2, 6th inning off Phelps, 1 on, 2 out)

TB: Leone 4; Nunez, Ab 6; Gonzalez, W; Brown; Bohn 5

RBI: Nunez, Ab 2 (4), Leone (6), Bohn 2 (4)

2-out RBI: Leone; Bohn 2

Runners left in scoring position, 2 out: Gonzalez, W

Team LOB: 6

BASERUNNING

CS: Christianson (1, 2nd base by Phelps/Mosquera)

FIELDING

E: Foppert (1, pickoff), Christianson (1, throw), Brown (1, fielding), Green (1, throw), Leone (2, throw)
DP: (Heaverlo-Cabrera-Rifkin)

Tacoma	IP	H	R	ER	BB	SO	HR
Foppert (L, 0-1)	2.2	6	7	5	2	3	0
Green	1.1	2	2	0	0	1	0
Bumstead	2.0	1	0	0	0	3	0
Heaverlo	1.0	1	0	0	0	0	0
Kida	1.0	3	2	2	1	2	1
Totals	8.0	13	11	7	3	9	1

WP: Foppert, Bumstead HBP: Zuniga (by Foppert), Zuniga (by Kida), Christianson (by Phelps)

Ground outs-fly outs: Foppert 1-3, Green 3-0, Bumstead 1-3, Heaverlo 3-0, Kida 0-1, Phelps 3-7, Housman 2-3, Meyers 0-1

Batters faced: Foppert 16, Green 7, Bumstead 9, Heaverlo 3, Kida 8, Phelps 27, Housman 7, Meyers 4

Inherited runners-scored: Green 1-0

Umpires: HP: Jack Samuels, 1B: Kevin Kelley, 2B: Ramon Armendariz, 3B: Dave Aschwege

Weather: 83 degrees, partly cloudy **Wind:** 8 mph, Out to CF T: 2:50 **Att:** 5,230

Nashville Sounds 5, Tacoma Rainiers 2 Game Three - September 16, 2005

	1	2	3	4	5	6	7	8	9	10	11	12	13	R	H	E
Nashville	0	0	1	0	0	1	0	0	0	0	0	0	3	5	8	0
Tacoma	0	0	0	0	0	0	0	0	0	0	0	0	2	7	2	

Nashville	AB	R	H	RBI	BB	SO
Durrington, 1B	6	0	2	0	0	1
Krynzel, CF	6	0	0	0	0	1
Hart, 2B	4	1	0	0	2	0
Zuniga, DH	5	1	1	0	1	2
Cruz, RF	4	2	1	3	2	1
Rivera, C	6	0	2	1	0	1
Knox, LF	3	0	0	0	1	2
Barnwell, 3B	5	0	0	0	0	0
Scarborough, SS	5	1	2	1	0	0
Totals	44	5	8	5	6	7

BATTING

2B: Zuniga (3, Moss)
HR: Scarborough (2, 3rd inning off Moss, 0 on, 0 out), Cruz (4, 13th inning off Baek, 2 on, 2 out)

TB: Durrington 2; Zuniga 2; Cruz 4; Rivera 2; Scarborough 5

RBI: Scarborough (5), Rivera (3), Cruz 3 (11)

2-out RBI: Rivera; Cruz 3

Runners left in scoring position, 2 out: Barnwell; Krynzel 2 **Team LOB:** 7

BASERUNNING

SB: Rivera (1, 2nd base off Moss/Rivera, R)

CS: Durrington (2, 2nd base by Heaverlo/Rivera, R)

PO: Cruz (1st base by Moss)

Nashville	IP	H	R	ER	BB	SO	HR
Glover	6.2	5	2	2	1	6	0
Zumwalt	2.1	0	0	0	1	0	0
Adams	1.0	0	0	0	0	1	0
Evert (W, 1-0)	3.0	2	0	0	2	5	0
Totals	13.0	7	2	2	4	12	0

Tacoma

Tacoma	IP	H	R	ER	BB	SO	HR
Moss	6.0	6	2	1	2	2	1
Fruto	2.0	0	0	0	1	2	0
Heaverlo	2.0	1	0	0	1	0	0
Green	2.1	0	0	0	1	3	0
Lorraine (L, 0-1)	0.1	0	2	0	1	0	0
Baek	0.1	1	1	1	0	0	1
Totals	13.0	8	5	1	6	7	2

IBB: Bohn (by Evert) **HBP:** Knox (by Moss)

Ground outs-fly outs: Glover 6-7, Zumwalt 3-4, Adams 1-1, Evert 2-2, Moss 5-7, Fruto 3-1, Heaverlo 1-4, Green 2-2, Lorraine 0-1, Baek 0-1

Batters faced: Glover 25, Zumwalt 8, Adams 3, Evert 13, Moss 24, Fruto 7, Heaverlo 7, Green 8, Lorraine 3, Baek 2

Inherited runners-scored: Zumwalt 1-0, Baek 2-2

Umpires: HP: Kevin Kelley, 1B: Ramon Armendariz, 2B: Dave Aschwege, 3B: Jack Samuels.

Weather: 60 degrees, partly cloudy **Wind:** 2 mph, Varies **T:** 4:05 **Att:** 5,233

Nashville	AB	R	H	RBI	BB	SO
Durrington, 1B	4	2	2	1	1	1
Krynzel, CF	5	1	3	0	0	1
Rottino, 3B	5	2	1	0	0	2
Nelson, LF	4	1	1	0	0	1
Zuniga, DH	3	2	1	0	0	1
Morris, 2B	4	1	2	1	1	1
Cruz, RF	5	1	2	3	0	2
Mosquera, C	4	0	0	0	0	1
Scarborough, SS	4	1	1	1	0	1
Totals	38	11	13	6	3	9

BATTING

2B: Cruz (1, Foppert), Nelson (2, Kida)

HR: Scarborough (1, 8th inning off Kida, 0 on, 0 out)

TB: Durrington 2; Krynzel 3; Rottino; Nelson 2; Zuniga; Morris 2; Cruz 3; Scarborough 4

RBI: Cruz 3 (8), Durrington (5), Scarborough (4), Morris (5)

2-out RBI: Durrington; Cruz 2; Morris

Runners left in scoring position, 2 out: Mosquera; Zuniga; Durrington; Cruz 2

GIDP: Cruz **Team LOB:** 8

BASERUNNING

SB: Durrington (2, 3rd base off Foppert/Christianson)

CS: Durrington (1, 2nd base by Foppert/Christianson)

FIELDING

DP: (Mosquera-Morris)

Nashville	IP	H	R	ER	BB	SO	HR
Phelps (W, 1-0)	6.0	5	5	5	4	7	3
Housman	2.0	1	0	0	0	1	0
Meyers	1.0	1	0	0	0	2	0
Totals	9.0	7	5	5	4	10	3

FRONT OFFICE

CHENEY STADIUM

COACHES/STAFF

2016 RAINIERS

2015 SEASON REVIEW

OPPONENTS

HISTORY & RECORDS

MEDIA & MISC.

THE 2010 RAINIERS: TACOMA SLUGGERS SWEEP MEMPHIS

In 2010, Tacoma won the PCL Championship on the field for the first time since 1969 – and had to do it all on the road. With Cheney Stadium unavailable due to renovation immediately following the conclusion of the regular season, the Rainiers were displaced for the playoffs.

After winning the Northern Division by 1.5 games over second-place Salt Lake, Tacoma (74-69) faced Sacramento in the best-of-five opening round. The Rainiers won the first two games at Sacramento's Raley Field, and then returned "home" – to Safeco Field in Seattle, as the Mariners were on a road trip and graciously allowed the Rainiers to use the ballpark.

The Rainiers needed a couple of days to get used to their new home – Sacramento won games three and four, forcing a deciding Game Five. Tacoma picked up the 4-1 win behind the outstanding pitching of Ryan Feierabend, who lasted eight innings and gave up just two hits for the win.

Tacoma advanced to the PCL Championship to face the Memphis Redbirds, but the Rainiers had a new problem: with the Mariners opening a homestand at Safeco Field, Tacoma could not play any games in the Pacific Northwest. The entire series was to be played at Autozone Park in Memphis, with Tacoma to act as the home team in the first two games.

The Rainiers blasted their way to a sweep of the Redbirds. Justin Smoak and Mike Wilson homered to back Blake Beavan in Game One, which Tacoma won 5-3. The Rainiers hit five home runs on the way to an 11-7 win in Game Two.

After the scheduled but now superfluous "travel day," the teams met for Game Three with Memphis now batting last. The result was the same: Tacoma hit four more home runs and secured a 10-6 victory in 11 innings, with Matt Mangini singling home the go-ahead run. Andy Baldwin, who tossed four shutout innings in the series, picked up the win.

Mike Wilson was named MVP of the series, homering in each of the three games while going 6-for-13 with seven RBI. All told, Tacoma launched 11 home runs in the three-game sweep,

The PCL Champions had one game left: the Triple-A National Championship Game, against the International League champion Columbus Clippers, played at Bricktown Ballpark in Oklahoma City. In front of a national television audience, Columbus jumped out to an early lead and never stopped hitting, collecting 19 hits in a 12-6 victory. Tacoma's lone highlight was David Winfree's two-run homer that briefly tied the game in the third inning, 3-3.

Tacoma Rainiers 5, Memphis Redbirds 3 Game One - September 14, 2010 - played at Autozone Park (Memphis, TN)

	1	2	3	4	5	6	7	8	9	R	H	E
Memphis	0	1	0	2	0	0	0	0	0	3	9	0
Tacoma	0	2	0	1	2	0	0	0	x	5	9	1

Memphis	AB	R	H	RBI	BB	SO
Rapoport, CF	5	0	1	0	0	0
Descalzo, 2B	4	0	1	0	0	2
Craig, A, LF	3	0	0	0	1	2
Hamilton, 1B	4	0	2	0	0	2
Mather, RF	4	0	0	0	0	2
Cazana, DH	4	1	1	0	0	1
Gotay, 3B	4	1	1	0	0	1
Cruz, T, C	4	1	1	0	0	1
Solano, D, SS	4	0	2	2	0	1
Totals	36	3	9	2	1	12

BATTING

2B: Cazana (2, Beavan), Gotay (4, Beavan), Rapoport (1, Baldwin)
TB: Rapoport 2; Descalzo; Hamilton 2; Cazana 2; Gotay 2; Cruz, T; Solano, D 2
RBI: Solano, D 2 (5) **2-out RBI:** Solano, D
Runners left in scoring position, 2 out: Mather; Hamilton
Team RISP: 3-for-9 **Team LOB:** 7

FIELDING

DP: (Descalzo-Solano, D-Hamilton)

Memphis	IP	H	R	ER	BB	SO	HR
MacLane (L, 0-1)	4.1	8	5	5	1	4	2
Fick	1.2	1	0	0	1	1	0
Scherer	1.1	0	0	0	0	3	0
Rundles	0.2	0	0	0	0	1	0
Totals	8.0	9	5	5	2	9	2

Tacoma	AB	R	H	RBI	BB	SO
Ackley, 2B	4	0	0	0	0	0
Halman, CF	4	1	3	0	0	0
Mangini, 3B	4	1	1	0	0	2
Winfree, RF	3	1	1	0	1	1
Smoak, 1B	4	1	2	3	0	1
Wilson, M, LF	3	1	2	2	0	1
Carp, DH	3	0	0	0	1	1
Hulett, SS	4	0	0	0	0	2
Alfonzo, C	2	0	0	0	0	1
Totals	31	5	9	5	2	9

BATTING

HR: Smoak (1, 2nd inning off MacLane, 1 on, 0 out), Wilson, M (1, 4th inning off MacLane, 0 on, 0 out)
TB: Halman 3; Mangini; Winfree; Smoak 5; Wilson, M 5
RBI: Smoak 3 (3), Wilson, M 2 (2)
Runners left in scoring position, 2 out: Ackley; Hulett 2
SF: Wilson, M **GIDP:** Mangini
Team RISP: 1-for-3 **Team LOB:** 6

FIELDING

E: Winfree (1, throw)

Tacoma	IP	H	R	ER	BB	SO	HR
Beavan (W, 1-0)	6.0	8	3	2	1	6	0
Baldwin	2.0	1	0	0	0	5	0
Cortes (S, 1)	1.0	0	0	0	0	1	0
Totals	9	9	3	2	1	12	0

HBP: Alfonzo (by MacLane)

Pitches-strikes: MacLane 84-56, Fick 28-17, Scherer 19-14, Rundles 7-5, Beavan 100-69, Baldwin 29-21, Cortes 12-8

Groundouts-flyouts: MacLane 4-4, Fick 0-4, Scherer 0-1, Rundles 1-0, Beavan 4-7, Baldwin 0-1, Cortes 1-1

Batters faced: MacLane 22, Fick 7, Scherer 4, Rundles 2, Beavan 27, Baldwin 7, Cortes 3

Inherited runners-scored: Fick 3-2

Umpires: HP: Casey Moser 1B: Will Robinson 2B: John Brammer 3B: Barry Larson

Weather: 86 degrees, cloudy Wind: 4 mph, L to R T: 2:45 Att: 4,041

FRONT OFFICE

CHENEY STADIUM

COACHES/STAFF

2016 RAINIERS

2015 SEASON REVIEW

OPPONENTS

HISTORY & RECORDS

MEDIA & MISC.

THE 2010 RAINIERS: TACOMA SLUGGERS SWEEP MEMPHIS (CONTINUED)

Tacoma Rainiers 11, Memphis Redbirds 7 Game Two - September 15, 2010 - played at Autozone Park (Memphis, TN)

	1	2	3	4	5	6	7	8	9	R	H	E
Memphis	0	2	2	0	0	2	1	0	0	7	12	2
Tacoma	4	3	1	3	0	0	0	0	x	11	15	0

BATTING

2B: Craig, A 2 (3, Robles, Speigner), Cruz, T (2, Robles)

HR: Hamilton (1, 3rd inning off Robles, 1 on, 1 out)

TB: Rapoport; Descalzo; Craig, A 4; Hamilton 4; Mather; Cazana 2; Gotay 2; Cruz, T 2; Solano, D

RBI: Cruz, T 2 (2), Hamilton 2 (4), Solano, D (6), Rapoport (3), Mather (5)

Runners left in scoring position, 2 out: Hamilton; Rapoport; Cruz, T

SF: Rapoport GIDP: Craig, A

Team RISP: 3-for-10 Team LOB: 8

FIELDING

E: Hamilton (1, throw) Rapoport (1, throw)

DP: (Descalzo-Solano, D-Hamilton)

Memphis	IP	H	R	ER	BB	SO	HR
Dickson (L, 0-1)	3.1	10	9	5	1	2	4
Perez, O	1.2	2	2	2	0	1	1
Norrick	0.1	2	0	0	1	1	0
Samuel	0.2	0	0	0	0	2	0
Reifer	1.0	1	0	0	0	1	0
Sanchez, E	1.0	0	0	0	1	1	0
Totals	8.0	15	11	7	3	8	5

WP: Robles HBP: Hamilton (by Robles)

Pitches-strikes: Dickson 69-47, Perez, O 22-17, Norrick 21-9, Samuel 12-7, Reifer 13-10, Sanchez, E 18-9, Robles 93-57, Snell 33-16, Speigner 30-21, Paredes 12-9, Patterson, S 6-6

Groundouts-flyouts: Dickson 2-4, Perez, O 1-2, Norrick 0-0, Samuel 0-0, Reifer 1-1, Sanchez, E 2-0, Robles 6-3, Snell 1-1, Speigner 2-0, Paredes 1-0, Patterson, S 0-1

Batters faced: Dickson 22, Perez 7, Norrick 4, Samuel 2, Reifer 4, Sanchez 3, Robles 23, Snell 6, Speigner 8, Paredes 3, Patterson 2

Inherited runners-scored: Samuel 3-0, Paredes 1-0

Umpires: HP: Will Robinson 1B: John Brammer 2B: Barry Larson 3B: Casey Moser

Weather: 89 degrees, partly cloudy **Wind:** 8 mph, Varies **T:** 3:16 **Att:** 4,365

Tacoma Rainiers 10, Memphis Redbirds 6 Game Three - September 17, 2010 - played at Autozone Park (Memphis, TN)

	1	2	3	4	5	6	7	8	9	10	11	R	H	E
Tacoma	0	0	1	0	4	1	0	0	0	4	10	15	2	
Memphis	2	0	0	0	2	0	0	0	0	0	6	13	0	

Tacoma	AB	R	H	RBI	BB	SO
Ackley, 2B	5	2	2	1	1	1
Halman, CF	6	2	2	0	0	0
Mangini, 3B	5	2	3	1	1	2
Winfree, RF	4	2	1	3	1	1
Carp, DH	5	0	1	1	0	1
Smoak, 1B	5	0	2	2	1	1
Wilson, M, LF	6	1	2	1	0	4
Hulett, SS	4	0	1	0	0	2
Dominguez, PR-SS	2	0	0	0	0	1
Alfonzo, C	5	1	1	1	0	3
Totals	47	10	15	10	4	16

BATTING

HR: Alfonso (1, 3rd inning off Walters, 0 on, 1 out), Ackley (2, 5th inning off Walters, 0 on, 2 out), Winfree (2, 5th inning off Walters, 2 on, 2 out), Wilson, M (3, 6th inning off Scherer, 0 on, 1 out)

TB: Ackley 5; Halman 2; Mangini 3; Winfree 4; Carp; Smoak 2; Wilson, M 5; Hulett; Alfonso 4

RBI: Alfonso (2), Ackley (7), Winfree 3 (5), Wilson, M (7), Mangini (4), Carp (5), Smoak 2 (6)

2-out RBI: Winfree 3

Runners left in scoring position, 2 out: Wilson, M 3; Dominguez, J 3

GIDP: Alfonso Team RISP: 5-for-10 Team LOB: 10

FIELDING

E: Mangini 2 (5, fielding, throw)

PB: Alfonso (2) DP: (Dominguez, J-Smoak)

Tacoma	IP	H	R	ER	BB	SO	HR
Petit, Y	5.0	6	4	2	0	7	1
Varvaro	1.0	2	1	1	0	1	0
Paredes	0.1	2	1	1	0	1	0
Patterson, S	1.2	2	0	0	1	2	0
Baldwin (W, 1-0)	2.0	0	0	0	0	2	0
Lueke	1.0	1	0	0	1	1	0
Totals	11.0	13	6	4	2	14	1

WP: Walters 2 HBP: Carp (by Reifer), Winfree (by Sanchez, E)

Pitches-strikes: Petit, Y 80-62, Varvaro 18-12, Paredes 8-5, Patterson, S 32-20, Baldwin 24-16, Lueke 19-9, Walters 97-56, Scherer 12-9, Rundles 20-12, Reifer 18-11, Kinney 28-18, Sanchez, E 34-19

Weather: 84 degrees, cloudy **Wind:** 6 mph, In from CF **T:** 3:50 **Att:** 6,709

Tacoma	AB	R	H	RBI	BB	SO
Ackley, 2B	5	1	1	0	0	0
Halman, CF	5	2	2	2	0	2
Mangini, 3B	5	1	0	0	0	1
Winfree, RF	4	2	3	1	1	0
Carp, DH	5	1	2	1	0	0
Smoak, 1B	3	2	1	1	2	2
Wilson, M, LF	4	1	2	4	0	2
Hulett, SS	4	1	2	2	0	1
Alfonzo, C	4	0	2	0	0	0
Totals	39	11	15	11	3	8

BATTING

2B: Carp (1, Norrick)

HR: Halman (2, 2nd inning off Dickson, 1 on, 0 out), Carp (1, 2nd inning off Dickson, 0 on, 2 out), Hulett (1, 3rd inning off Dickson, 0 on, 1 out), Winfree (1, 4th inning off Dickson, 0 on, 1 out), Wilson, M (2, 4th inning off Perez, O, 1 on, 2 out)

TB: Ackley; Halman 5; Winfree 6; Carp 6; Smoak; Wilson, M 5; Hulett 5; Alfonso 2

RBI: Smoak (4), Wilson, M 4 (6), Hulett 2 (4), Halman 2 (6), Carp (4), Winfree (2)

2-out RBI: Smoak; Wilson, M 4; Hulett; Carp

Runners left in scoring position, 2 out: Alfonso 2; Hulett 2

GIDP: Carp Team RISP: 3-for-7 Team LOB: 7

FIELDING

DP: (Hulett-Ackley-Smoak)

Tacoma	IP	H	R	ER	BB	SO	HR
Robles (W, 1-0)	5.0	6	4	4	2	4	1
Snell	1.0	2	2	2	1	1	0
Speigner	1.1	4	1	1	0	1	0
Paredes	1.0	0	0	0	0	2	0
Patterson, S	0.2	0	0	0	0	1	0
Totals	9.0	12	7	7	3	9	1

FRONT OFFICE

CHENEY STADIUM

COACHES/STAFF

2016 RAINIERS

2015 SEASON REVIEW

OPPONENTS

HISTORY & RECORDS

MEDIA & MISC.

ALL-TIME ROSTER (1960-2015)

A

Aardsma, David – 2011
 Abbott, Jeff – 2003
 Abbott, Kurt – 1992-93
 Abbott, Paul – 1997-99, 2001-02
 Abraham, Brian – 1981
 Ackley, Dustin – 2010-11, 2013
 Acre, Mark – 1994
 Adams, Mike – 1972, 1974
 Adamson, Joel – 1999
 Afenir, Troy – 1990-91
 Agudelo, Jorge – 2011
 Ahearn, Pat – 2000
 Akerfelds, Darrel – 1986-87
 Akers, Chad – 1999-2001
 Albury, Vic – 1972-73, 1979
 Alcalá, Juan – 1999-2000
 Alcantara, Jose – 1978
 Aldrete, Mike – 1993
 Alexander, Chad – 2000-2001
 Alexander, Manny – 2001
 Alfonso, Eliezer – 2010
 Allietta, Bob – 1979-80
 Allison, Dana – 1990-94
 Almonte, Abraham – 2013-14
 Almonte, Denny – 2013
 Alomar, Rafael – 1961-62
 Alou, Jesus – 1963
 Alou, Matty – 1960, 1963
 Alston, Del – 1978-1980
 Altman, George – 1967
 Alusik, George – 1965
 Alvarado, Damien – 2000
 Alvarez, Ossie – 1960
 Amalfitano, Joe – 1963, 1966
 Amerson, Archie – 1977
 Andersen, Larry – 1979
 Anderson, Craig – 2003-2004
 Anderson, Dick – 1978
 Anderson, Matt – 2015
 Anderson, Ryan – 2000
 Andino, Robert – 2013
 Apana, Matt – 1995
 Appier, Kevin – 2006
 Arcia, Jose – 1972
 Arias, Jonathan – 2013-14
 Arias, Oliver – 2005
 Ariola, Tony – 1990
 Armas, Marcos – 1993-94
 Armstrong, Jim – 1969
 Arndt, Larry – 1989-90
 Arnold, Ron – 1984
 Arnsberg, Brad – 1993
 Arroyo, Fernando – 1986
 Arroyo, Jack – 2006
 Arruda, Tom – 1962, 1964
 Arthur, Al – 1977
 Asher, David – 2007
 Ashman, Michael – 1985
 Atchison, Scott – 2000, 2002-06
 Atherton, Keith – 1982-83
 Ausman, Paul – 1976
 Auty, Tim – 2005
 Avery, Xavier – 2013-14
 Ayala, Bobby – 1996

B

Babitt, Shooty – 1982
 Baek, Cha-Seung – 2004-2007
 Baez, Fleming – 2008-2009
 Bair, Doug – 1986
 Baker, John – 2015
 Baker, Steve – 1982-83
 Baldwin, Andy – 2008-2010
 Balentien, Wladimir – 2007-08
 Bando, Chris – 1989
 Bane, Eddie – 1974-77
 Bantz, Brandon – 2012-13

Barber, Steve – 1970
 Barber, Terry – 1964
 Barclay, Curt – 1960
 Bard, Josh – 2010-11
 Barkett, Andy – 2003
 Barnes, Dick – 1972
 Baron, Steve – 2015
 Barron, Tony – 1995
 Barthol, Blake – 2001-2002
 Barton, Bob – 1963-64, 1967
 Barzilla, Phillip – 2008
 Bass, Randy – 1975-77
 Bathe, Bill – 1983-86
 Bathe, Bob – 1984-85
 Batista, Tony – 1993
 Bauer, Mark – 1985
 Baumgarten, Ross – 1983
 Bautista, Denny – 2011
 Bawcom, Logan – 2013-15
 Baxes, Mike – 1961
 Beach, Randy – 1975
 Beane, Billy – 1989
 Beard, Dave – 1981-82
 Beard, Garrett – 1993
 Beattie, Jim – 1978
 Beavan, Blake – 2010-14
 Bedard, Erik – 2010
 Beimel, Joe – 2015
 Belcher, Tim – 1987
 Bell, Kevin – 1981-82
 Beltran, Juan – 2006
 Bemis, Gregg – 1975-77
 Bengoechea, Brandy – 1994
 Benitez, Deybis – 2008
 Bennett, Dennis – 1968
 Bennett, Jim – 1983-84
 Benson, Charles – 1967
 Berblinger, Jeff – 1998
 Berenguer, Juan – 1979
 Bertotti, Mike – 1999
 Berumen, Andres – 1997-98
 Betancourt, Yuniesky – 2005, 2009
 Bethke, Rick – 1976
 Betts, Todd – 2001
 Betzsold, James – 2001
 Bevel, Bobby – 2002
 Bibens-Dirkx, Austin – 2006
 Billingsley, Ben – 2009
 Birtsas, Tim – 1985-87
 Bishop, Bob – 1964-65
 Bitker, Joe – 1989-90
 Bittiger, Jeff – 1992
 Blackley, Travis – 2004, 2006
 Bladt, Rick – 1969
 Blakeley, Eric – 2005
 Blanco, Damaso – 1965
 Blanco, Ossie – 1971
 Blankenship, Lance – 1988-92
 Blash, Jabari – 2014-15
 Blasi, Nick – 2008
 Bloomquist, Willie – 2000, 02, 04
 Blowers, Mike – 1999
 Bobb, Randy – 1969
 Bocachica, Hiram – 2004
 Boccabella, John – 1967-68
 Bohn, TJ – 2005-06
 Boles, Carl – 1963-64
 Bolin, Bob – 1960
 Bonderman, Jeremy – 2013
 Bonham, Bill – 1971
 Bonilla, Denys – 1998
 Bonilla, Juan – 1980
 Bonilla, Leury – 2011-15
 Bonnici, James – 1996-97
 Borchers, Rick – 1979-80
 Borders, Pat – 2001-2004
 Bordi, Rich – 1981, 1988-89
 Bordick, Mike – 1989-91

Borgmann, Glenn – 1972-73
 Borrelli, Dean – 1993-94
 Bosetti, Rick – 1982
 Bosio, Chris – 1996
 Bostock, Lyman – 1974-75
 Boucher, Sebastien – 2007
 Bourque, Pat – 1971
 Bowie, Jim – 1994
 Bowman, Ernie – 1960-61
 Bradford, Sam – 2005
 Bradley, Bert – 1982-84
 Brady, Patrick – 2014-15
 Bragg, Darren – 1995-96
 Brandt, Adam – 2005
 Brant, Marshall – 1983
 Bray, Steve – 2010
 Breeding, Marv – 1967-68
 Breedon, Danny – 1971
 Breedon, Hal – 1971
 Brennan, Tom – 1979-80
 Bright, Harry – 1966
 Brilinski, Tyler – 1988-89
 Briscoe, John – 1991-93
 Brito, Jorge – 1989, 1991-92
 Brito, Tilton – 1998
 Brock, Russell – 1994
 Brock, Tarrick – 1998
 Broersma, Eric – 1986-87
 Broglio, Ernie – 1966
 Brooks, Mike – 1972-73
 Brosius, Scott – 1990-93
 Brosnan, Jason – 1996
 Brown, Bobby – 1978
 Brown, Curtis – 1987
 Brown, Darrell – 1982
 Brown, Hunter – 2005-06
 Brown, Jeff – 1968
 Brown, Ollie – 1965
 Brown, Randy – 1999
 Brown, Tom – 1979
 Browne, Byron – 1968
 Browne, Jerry – 1992-93
 Brumley, Mike – 1994
 Brundage, Dave – 1998
 Bryant, Derek – 1981
 Bryant, Don – 1966
 Bryant, Scott – 1996
 Buccheri, James – 1992-94
 Buccini, Mike – 1980
 Budaska, Mark – 1981
 Buglosky, Chris – 2005
 Buhner, Jay – 1998, 2001
 Buhner, Shawn – 1999
 Buice, DeWayne – 1981-83
 Bullinger, Jim – 1998
 Bumstead, Michael – 2005
 Bunch, Melvin – 1999
 Burbach, Bill – 1972
 Burda, Bob – 1965
 Burdette, Fred – 1966
 Burgoon, Tyler – 2013
 Burk, Dean – 1970-71
 Burke, Chris – 2009
 Burke, Jamie – 2009
 Burns, Todd – 1986-88, 1991
 Burroughs, Sean – 2007
 Butcher, Mike – 1996
 Butera, Sal – 1975, 1977
 Butler, Bill – 1974, 1976-77
 Butler, John – 2002
 Butler, Rich – 2000
 Byerly, Bud – 1960-61

C

Cabrera, Antonio – 1985
 Cabrera, Asdrubal – 2005-06
 Cadaret, Greg – 1987
 Cage, Wayne – 1979-80

FRONT
OFFICE

CHENEY
STADIUM

COACHES/STAFF

2016
RAINIERS

2015 SEASON
REVIEW

OPPONENTS

HISTORY &
RECORDS

MEDIA &
MISC.

ALL-TIME ROSTER (1960-2015)

Callahan, Benjamin – 1983
 Calmus, Dick – 1967-68
 Campbell, Bill – 1973
 Campbell, Kevin – 1991-93, 1995
 Campbell, Ron – 1966-68
 Campillo, Jorge – 2005, 2007
 Canseco, Jose – 1985
 Capps, Carter – 2012-13
 Cardenal, Jose – 1962, 1964
 Carlson, Don – 1962
 Carmel, Duke – 1965
 Carmona, Rafael – 1995-97, 99-00
 Carp, Mike – 2009-2012
 Carrara, Giovanni – 2003
 Carraway, Andrew – 2012-14
 Carrera, Ezequiel – 2010
 Carroll, Mark – 1999
 Carter, Ezell – 1972
 Carter, Jeff – 1992
 Casey, Tim – 1990
 Castillo, Ruben – 2003
 Castro, Bill – 1982
 Castro, Fabio – 2011
 Castro, Ismael – 2006
 Castro, Jose – 1997
 Cate, Troy – 2003
 Catricala, Vinnie – 2012
 Caudill, Bill – 1987
 Caughey, Wayne – 1977
 Ceci, Sam – 1974
 Cedeno, Domingo – 1999
 Cerda, Jaime – 2007
 Champion, Mike – 1979-80
 Chapman, Nate – 1978
 Charlton, Norm – 2001
 Chavez, Endy – 2013-14
 Chavez, Raul – 1998-99
 Chen, Yung-Chi – 2007-2008
 Chiamparino, Scott – 1990
 Chiang, Chih-Hsien – 2012
 Chick, Travis – 2007-2008
 Chiles, Rich – 1979
 Chitren, Steve – 1990, 1992-93
 Cho, Hyung – 2005
 Choate, Don – 1960
 Chol, Ji-Ma – 2013-15
 Choo, Shin-Soo – 2005-06
 Chris, Michael – 1985
 Christensen, Jim – 1983
 Christian, Eddie – 1997
 Christianson, Ryan – 2004-05
 Christman, Tim – 2004
 Church, Len – 1967-71
 Cintron, Alex – 2009
 Cirillo, Jeff – 2003
 Citarella, Ralph – 1986
 Clark, Bryan – 1988-89
 Clark, Jermaine – 2001-2002
 Clark, Robert – 1987
 Clayton, Larry – 1968
 Clement, Jeff – 2006-2009
 Cloude, Ken – 1998-2000, 02-03
 Coachman, Pete – 1991
 Cochran-Gill, Trey – 2015
 Codioli, Chris – 1982, 84, 87
 Coffey, Todd – 2014
 Coggins, Frank – 1971
 Colborn, Jim – 1969, 1971
 Colbrunn, Greg – 2003
 Coleman, Trevor – 2011
 Collins, Don – 1980
 Collins, Mike – 2004
 Collis, Rocky – 2006
 Colton, Larry – 1970
 Comstock, Keith – 1982
 Connors, Bill – 1966-67
 Connors, Greg – 2002-03
 Conroy, Tim – 1985

Constable, Jim – 1963-64
 Converse, Jim – 1995
 Corbell, Charles – 1988
 Corcoran, Roy – 2008-2009
 Cordero, Chad – 2010
 Correia, Ron – 1991
 Corsi, Jim – 1988-90, 1992
 Cortes, Dan – 2010-11
 Cortez, Renee – 2006-2007
 Cosman, Jim – 1970-71
 Cotter, Aaron – 2007
 Cowan, Billy – 1966
 Cox, Bobby – 1966
 Cox, Jeff – 1981
 Cox, Larry – 1976
 Crabbe, Callix – 2009
 Cradle, Rickey – 1998
 Crow, Dean – 1997
 Cruceta, Francisco – 2005-06
 Cruz Jr., Jose – 1996-97
 Cruz, Fausto – 1993-94
 Cruz, Tommy – 1978
 Cuellar, Bobby – 1979-80
 Cummings, John – 1995
 Curnal, Jim – 1978
 Cutler, Brad – 1975
 Cyr, Eric – 2008

D

D'Acquisto, John – 1982
 Darwin, Jeff – 1995
 Dattola, Kevin – 1993
 Davey, Tom – 2000
 Daviault, Ray – 1961
 Davidson, Tom – 1969
 Davis, Ben – 2004
 Davis, Brock – 1970-71
 Davis, Don – 1966-67
 Davis, Jackie – 1963
 Davis, Jason – 2007
 Davis, Mike – 1981-82
 Davis, Tim – 1995-97
 Davison, Scotty – 1995-96
 Dawkins, Gookie – 2007
 Dawley, Bill – 1989
 De La Cruz, Jose – 2007
 De La Rosa, Maximo – 1998-99
 De Los Santos, Ramon – 1984
 Decker, Joe – 1968-69, 1971
 Decker, Steve – 1997
 Dees, Charlie – 1960
 De Filippis, Art – 1977
 Delabar, Steve – 2011-12
 Delcarmen, Manny – 2011
 DeLeon, Luis – 1980
 Delgado, Danny – 1999
 Delgado, Jesus – 2009
 Delgado, Oscar – 2002
 Delucchi, Dustin – 2005
 Dempsey, Pat – 1981
 Dempsey, Rick – 1972
 Denker, Travis – 2010
 Derrick, Mike – 1972
 Diaz, Alex – 1995-96
 Diaz, Bo – 1979
 Diaz, Eddy – 1995-96
 Diaz, Victor – 2008
 Dickey, RA – 2008
 Dietrick, Pat – 1986, 1989-90
 Dietz, Dick – 1964-65
 Distaso, Alec – 1968, 1970
 Dobbs, Greg – 2004-06
 Dominguez, Jeffrey – 2005, 2010
 Done, Juan – 2007
 Dorman, Rich – 2005-06, 2008
 Dorsett, Brian – 1986-87
 Dowling, Dave – 1966, 1968
 Downs, Brodie – 2007, 2009

Doyle, Brian – 1978, 1981
 Dozier, Tom – 1985-87
 Drake, Ron – 1971
 Drussendorfer, Kirk – 1991
 Drinkwater, Sean – 1996
 Drumright, Keith – 1981-82
 Dukey, Rob – 1997
 Dudek, John – 1970
 Duffalo, Jim – 1960-61
 Duncan, Taylor – 1979
 Dunegan, Jim – 1969-71
 Dunigan, Joe – 2013
 Durango, Ariel – 1999
 Dybzinski, Jerry – 1979
 Dye, Scott – 1983
 Dye, Steve – 1988

E

Earley, Arnold – 1966-67
 Edwards, Dave – 1977
 Eichelberger, Tony – 1964
 Elia, Lee – 1967-69
 Elias, Roenis – 2014-15
 Ellis, Jim – 1967-68
 Ellis, Rob – 1979
 Ellison, Josh – 2004
 Embry, Byron – 2007
 Engel, Arlo – 1964
 Eppard, Jim – 1986
 Epperly, Tom – 1975-76
 Erickson, Andrew – 1964
 Eskew, Dan – 1991
 Espinoza, Alvaro – 1997
 Esquibel, Andres – 2009
 Estelle, Dick – 1964-65
 Estrada, Chuck – 1966
 Evans, Johnny – 1982
 Everidge, Tommy – 2010
 Evert, Brett – 2004-05
 Ewing, Ray – 1972
 Extrano, Jetsy – 2011
 Ezell, Glenn – 1972-73

F

Fairey, Jim – 1974
 Faison, Vince – 2004
 Falkenberg, Brian – 2001-2003
 Fanzone, Carmen – 1971
 Farley, Bob – 1960-61
 Farmer, Ed – 1983-84
 Farquhar, Danny – 2012-13, 2015
 Fast, Darcy – 1967-70
 Faul, Bill – 1966-67
 Feierabend, Ryan – 2007-08, 2010
 Feiner, Corey – 2008
 Felix, Lauro – 1994
 Felske, John – 1966, 1968
 Fermin, Felix – 1995
 Fernandez, Anthony – 2014
 Fernandez, Chico – 1967-68
 Fernandez, Jair – 2006
 Fernandez, Osvaldo – 1996
 Fernandez, Rafael – 2015
 Ferraro, Mike – 1973
 Ferrer, Sergio – 1974-75
 Fick, Chuck – 1983
 Fields, Bruce – 1990
 Fields, Josh – 2011
 Fife, Danny – 1973-74
 Figueroa, Ed – 1981-82
 Figueroa, Eduardo – 2000
 Figueroa, Luis – 2001, 2003
 Fiorenza, Andrew – 2007
 Fisher, Eddie – 1960-61
 Fister, Doug – 2009-2010
 Fitzer, Lyn – 1970
 Fitzgerald, Brian – 2001-2002
 Flannery, Mike – 2005-06

FRONT OFFICE
 CHENEY STADIUM

COACHES/STAFF
 2016 RAINIERS

2015 SEASON REVIEW

OPPONENTS

HISTORY & RECORDS

MEDIA & MISC.

ALL-TIME ROSTER (1960-2015)

Flavin, John – 1966
 Fleetham, Ben – 1999
 Flener, Huck – 1999
 Fletcher, Tom – 1967
 Flores, Jose – 1999-2000
 Flores, Ramon – 2015
 Foppert, Jesse – 2005-06
 Ford, Darren – 2012
 Ford, Dave – 1983-84
 Fowler, Don – 1981-82
 Fox, Eric – 1990-94
 Fox, Matt – 2012
 Franklin, Nick – 2012-14
 Franklin, Ryan – 1997-2007
 Freeman, Corey – 2001
 Freese, Gene – 1968
 French, Luke – 2010-11
 Friedman, Jason – 1996
 Frulio, Tony – 1961
 Fruto, Emiliano – 2003, 2005-06
 Fuentes, Brian – 2001
 Fuentes, Tito – 1964-65
 Fulmer, TA – 2004
 Funk, Frank – 1965
 Furbush, Charlie – 2012

G

Gajkowski, Steve – 1997-98
 Gallagher, Al – 1965, 1967
 Gallego, Mike – 1982-84, 1986-87
 Gandolfo, Rob – 2002-03
 Garcia, Apolinar – 1988, 1991
 Garcia, Damaso – 1978
 Garcia, Freddy – 1998, 2000
 Garciaparra, Michael – 2005-06
 Garibaldi, Bob – 1963-65
 Garman, Mike – 1979
 Garrett, Adrian – 1971
 Garrett, Lynn – 1983
 Garrett, Shawn – 2008
 Garrido, Gil – 1961-65
 Garrison, Marv – 1980
 Garrison, Steve – 2012
 Garrison, Webster – 1991-93
 Garvin, Jerry – 1976
 Gary, Alex – 2006
 Gates, Brent – 1993, 1997
 Gatewood, Aubrey – 1968
 Gatlin, Mike – 1975
 Gaviglio, Sam – 2015
 Gebhard, Bob – 1973
 Gelfarb, Steve – 1981
 Gelnar, John – 1972
 Gerez, Francisco – 2004
 Germano, Justin – 2015
 Gemert, Dick – 1962
 Giambi, Jason – 1994
 Giddings, Wayne – 1985
 Gideon, Jim – 1976-77
 Gigon, Norm – 1966-67
 Gile, Don – 1963
 Gill, Ken – 1972-73
 Gillespie, Cole – 2014
 Gillheeny, James – 2013-15
 Gimenez, Chris – 2011
 Gipson, Charles – 1997-2000
 Glaser, Gordy – 1980
 Glenn, John – 1963
 Glinatsis, George – 1995
 Goetz, John – 1961-63
 Goltz, Dave – 1972, 1974
 Gomez, Fabio – 1993
 Gomez, Luis – 1974, 1976-77
 Gonzalez, Wiki – 2004-05
 Goodwin, Danny – 1982-85
 Goossen, Greg – 1971
 Gorinski, Bob – 1975-76
 Gorman, Tom – 1988

Gould, Clint – 1995-96
 Grabowski, Jason – 2001
 Graff, Milt – 1961-62
 Graham, Dan – 1977
 Grandas, Bob – 1981-82
 Gray, Gary – 1980
 Graybill, David – 1995
 Green, Nick – 2007
 Green, Otis – 1995
 Green, Sean – 2005-2007
 Gregg, Kevin – 2015
 Griffey Jr., Ken – 1995
 Griffey, Craig – 1997
 Gross, Wayne – 1986
 Grube, Jarrett – 2010-12
 Grunhard, Dan – 1992
 Gryboski, Kevin – 2000-2001
 Guetterman, Lee – 1995-96
 Guevara, Giomar – 1997, 1999
 Guaipae, Maykol – 2015
 Guillen, Carlos – 1998, 00, 03
 Guinn, Brian – 1986
 Gura, Larry – 1969-71
 Guth, Bucky – 1972-73
 Gutierrez, Franklin – 2011-13, 15
 Guzman, Elpidio – 2004
 Guzman, Freddy – 2009
 Guzman, Johnny – 1991-93
 Guzman, Jose – 1996
 Guzman, Juan – 2006

H

Haeger, Charlie – 2011
 Hain, Bill – 1961-63
 Hairston, John – 1969-70
 Halama, John – 2001-2002
 Hall, David – 2005
 Hall, Josh – 2009
 Hall, Tom – 1977
 Haller, Tom – 1960-61
 Halman, Greg – 2010-11
 Hamilton, Dave – 1981
 Hamulack, Tim – 2003
 Hancock, Garry – 1984
 Hands, Bill – 1963-65
 Haney, Todd – 1997
 Hanna, Preston – 1983
 Hannahan, Jack – 2010
 Hansen, Dave – 2005
 Hansen, Terrel – 1995
 Harikkala, Tim – 1995-98
 Harmon, Robert – 2007
 Harper, Brian – 1987, 2000
 Harris, Jeff – 2004-06
 Harris, LeRoy – 1966
 Harris, Reggie – 1991-92
 Harrison, Ron – 1984-85
 Hart, Corey – 2014
 Hart, Jim Ray – 1963
 Hartenstein, Chuck – 1966-68
 Hassey, Ron – 1979
 Haveman, Brandon – 2011
 Haydel, Hal – 1972
 Head, Dan – 2001
 Heath, Bill – 1969-70
 Heath, Mike – 1992
 Heaverlo, Dave – 1981-83
 Heaverlo, Jeff – 2000, 2003-05
 Hebert, Brock – 2014
 Heimer, Todd – 1979-80
 Heimueller, Gorman – 1981-84
 Heinoel, Doug – 1978
 Helfand, Eric – 1994
 Hemond, Scott – 1990-92
 Henderson, Dave – 1992-93
 Henderson, Ken – 1964
 Henderson, Rod – 2000
 Henderson, Steve – 1987

Henn, Sean – 2012
 Henriquez, Ralph – 2011-12
 Henry, Butch – 1999
 Hensley, Chuck – 1983
 Hensley, Steven – 2012-13
 Herbel, Ron – 1961-63, 1972
 Hermanek, John – 1968
 Hernandez, Carlos – 2000
 Hernandez, Felix – 2005
 Hernandez, Gabby – 2009
 Heron, Karl – 1960
 Hiatt, Jack – 1965
 Hibbs, Jim – 1970-71
 Hickman, Jim – 1968
 Hicks, John – 2014-15
 Hill, Donnie – 1983-84, 1989
 Hill, Nick – 2013-14
 Hill, Orsino – 1992
 Hillegas, Shawn – 1993
 Hiller, Chuck – 1961
 Hills, Rich – 1999
 Hinchliffe, Brett – 1998-99
 Hiser, Gene – 1970-71
 Hoane, Wes – 2000
 Hobson, Cam – 2015
 Hodges, Kevin – 1999-2001
 Hoerman, Jared – 2004
 Hokanson, Harry – 1965
 Holbert, Aaron – 1998, 2002
 Holcomb, Scott – 1989
 Holden, Dick – 1962
 Holdridge, David – 1997-99
 Holdsworth, Fred – 1981
 Holly, Jeff – 1977
 Holman, Brad – 1995
 Holt, Jim – 1972
 Holzemer, Mark – 1997
 Hooton, Burt – 1971
 Hoppe, Jim – 1973
 Horner, Jim – 2001-2004
 Horsman, Vince – 1993-94
 Hosley, Tim – 1982
 Hotchkiss, John – 1983-84
 House, Craig – 2003
 Howard, Christopher – 1995
 Howard, Doug – 1974
 Howard, Kevin – 2008
 Howard, Steve – 1989-90
 Howie, Mark – 1987
 Howitt, Dann – 1988, 1990-92
 Hryniou, Michael – 2006-2007
 Huber, Jon – 2006-2008
 Huckaby, Ken – 1998
 Huddgens, Dave – 1983-84
 Hudson, Bob – 1984
 Hughes, Jim – 1973-74, 1977
 Hughes, Terry – 1970-71
 Huisman, Justin – 2006
 Hulett, Tug – 2008, 2010
 Hull, Eric – 2009
 Hultzen, Danny – 2012-13
 Humphreys, Michael – 1995
 Hundley, Randy – 1964-65
 Hunt, Ken – 1966
 Hunter, Brian R. – 1996
 Hurtado, Edwin – 1996-97

I

Ibanez, Raul – 1996-2000, 04
 Irwin, Dennis – 1978
 Iwakuma, Hisashi – 2014-15

J

Jackson, Austin – 2015
 Jackson, Ryan – 1999
 Jacobs, Greg – 2004-05
 Jacobsen, Bucky – 2004-05
 Jacques, Pat – 1970

FRONT
OFFICE

CHENEY
STADIUM

COACHES/STAFF

2016
RAINIERS

2015 SEASON
REVIEW

OPPONENTS

HISTORY &
RECORDS

MEDIA &
MISC.

ALL-TIME ROSTER (1960-2015)

Jaeckel, Paul – 1966
 Jakubauskas, Chris – 2008-2009
 James, Cleo – 1971
 James, Dick – 1967, 1970
 Jaramillo, Jason – 2013
 Jarvis, Matt – 2001-2002
 Javier, Stan – 1986-87
 Jaycox, Greg – 1972
 Jennings, Doug – 1988-91
 Jestadt, Garry – 1970-71
 Jimenez, Cesar – 2005-09, 11-12
 Jimenez, Jose – 2012
 Jimenez, Luis – 2011-12
 Jimenez, Manny – 1969
 Jimenez, Miguel – 1993-94
 Jimerson, Charlton – 2007-08
 Johannesen-Ellis, Tommy – 2007
 Johjima, Kenji – 2009
 Johns, Doug – 1994
 Johnson, Brent – 2008
 Johnson, Clark – 1962
 Johnson, Earl – 1999
 Johnson, Frank – 1965
 Johnson, Rett – 2003
 Johnson, Rob – 2006-2008, 2010
 Johnson, Roy – 1986-88
 Johnson, Tom – 1975-76
 Johnson, Tyler – 2009
 Johnson, Wallace – 1990
 Johnston, Rex – 1965
 Jones, Adam – 2006-2007
 Jones, Clarence – 1966-68
 Jones, Darryl – 1978
 Jones, Gary – 1987-89
 Jones, James – 2013-15
 Jones, Jim – 1985-86, 1988
 Jones, Jeff – 1982-84
 Jones, Ross – 1988
 Jones, Sherman – 1960-61
 Jordan, Ricky – 1996
 Jorgensen, Randy – 1998
 Jose, Felix – 1988-89
 Joseph, Ricardo – 1962-63
 Juelsgaard, Jarod – 1998
 Jurak, Ed – 1988

K

Kaiser, Jeff – 1984-86
 Kammeyer, Bob – 1978
 Kaye, Justin – 2001-2002
 Kazmar, Sean – 2011
 Kearney, Bob – 1981-82, 1987
 Kelley, Shawn – 2009-2012
 Kelly, John – 2004
 Kelly, Kenny – 2002-2003
 Kelly, Tom – 1972-75, 1977
 Kelly, Ty – 2013-14
 Kennison, Kyle – 1998
 Kensing, Logan – 2014-15
 Ketchner, Ryan – 2002
 Key, Chris – 2004-05
 Kibler, Russ – 1986-87
 Kida, Masao – 2005
 Kickham, Mike – 2015
 Kiefer, Steve – 1984-85
 Killeen, Tim – 1993
 Killingsworth, Kirk – 1988
 King, Jerome – 1983
 King, Kevin – 1995
 Kingery, Mike – 1992
 Kingman, Brian – 1982
 Kingsale, Eugene – 2001-2002
 Kinkade, Mike – 2008
 Kinney, Dennis – 1982
 Kinney, Josh – 2012-13
 Kittredge, Andrew – 2013, 2015
 Kivlehan, Patrick – 2015
 Klink, Joe – 1988-89, 1996

Klutts, Mickey – 1981
 Knapp, Mike – 1996
 Kohlscheen, Stephen – 2014
 Komminsk, Brad – 1991
 Koonce, Cal – 1966
 Koplitz, Howie – 1964
 Koplove, Mike – 2009-2010
 Kramer, Joe – 1986
 Kratz, Erik – 2015
 Krause, Scott – 2002
 Krenchicki, Wayne – 1987-88
 Kroon, Marc – 1999
 Krueger, Bill – 1984-87, 1995
 Krueter, Chad – 1995
 Krugg, Everett – 1966
 Kuskick, Craig – 1973-75
 Kuzmic, Craig – 2002-2003
 Kyles, Stan – 1985-87

L

La Rose, Vic – 1968-69
 LaFromboise, Bobby – 2012-13
 LaHair, Bryan – 2006-2009
 Lamabe, John – 1969
 Lambert, Reese – 1988-90
 Lambert, Tim – 1985-86
 Lamp, Dennis – 1987
 Lampkin, Tom – 2000
 Landazuri, Stephen – 2015
 Landry, Jacques – 2003
 Landry, Leon – 2015
 Langerhans, Ryan – 2010
 Langford, Rick – 1984
 Lanier, Hal – 1964
 Lansford, Carney – 1991
 Lansford, Joe – 1985-86
 Larker, Norm – 1964
 Larsen, Don – 1968
 Latter, David – 1992
 Law, Joe – 1987-90
 Law, Ron – 1972
 Law, Vance – 1991
 Leach, Jalal – 1997, 2003
 Lee, Cliff – 2010
 Lee, Don – 1967
 Lehr, Justin – 2007
 Leiper, Dave – 1984-87, 90, 94
 Leiter, Mark – 1999
 LeMaster, Johnnie – 1987
 LeMay, Dick – 1960, 62, 1969-70
 Lemonds, Dave – 1969-70
 Leone, Dominic – 2015
 Leone, Justin – 2004-05
 Lerner, Lewis – 1975
 Leshner, Brian – 2000
 Lewis, Darren – 1990
 Lewis, Scott – 1995
 Lezcano, Carlos – 1984
 Liddi, Alex – 2011-13
 Limonta, Johan – 2011-12
 Lintz, Larry – 1979
 Linzy, Frank – 1964
 Lira, Felipe – 1997-98
 Littleton, Larry – 1980
 Littleton, Wes – 2010
 Litton, Greg – 1995
 Liverpool, Marquise – 2006
 Livingston, Bobby – 2005-06
 Loberg, Tim – 1977
 Lockhart, Keith – 1992
 Lombardo, Earl – 1969
 Lonchar, John – 1977
 Looper, Aaron – 2003-04, 2006
 Lopez, Albie – 2005
 Lopez, Aquilino – 2002
 Lopez, Danny – 2011
 Lopez, Jose – 2004-05
 Lopez, Mickey – 2003-04

Lorraine, Andrew – 1998, 2005
 Lovenguth, Lynn – 1960-61
 Lowe, Derek – 1996-97
 Lowe, Mark – 2007, 2015
 Luce, Rob – 1999
 Luebber, Steve – 1972-73, 75, 77
 Lueke, Josh – 2010-11
 Luetge, Lucas – 2013-15
 Lundstedt, Tom – 1975
 Lung, John – 1968-71
 Lydy, Scott – 1993-94
 Lysander, Rick – 1981
 Lysgaard, Jim – 1978

M

Mabry, John – 2000, 2003
 MacDougal, Mike – 2014
 Machado, Robert – 2000
 Mack, Chantz – 2014
 Mack, Quinn – 1995
 MacKenzie, Ken – 1964
 Mackintosh, Jason – 2007
 Maddux, Mike – 1997
 Madritsch, Bobby – 2004
 Maduro, Jorge – 2003-04
 Magdaleno, Ricky – 2000
 Maldonado, Carlos – 1994
 Maldonado, Carlos – 1998
 Maldonado, Felix – 1963
 Malory, Sheldon – 1979
 Maloof, Jack – 1976
 Mandile, Tom – 1966-68
 Manely, Bob – 1976
 Mangini, Matt – 2010-11
 Manos, Pete – 1980
 Manrique, Fred – 1991
 Manuel, Charlie – 1973
 Manuel, Robert – 2009
 Manzanillo, Josias – 1997
 Manzanillo, Ravelo – 1997
 Maranda, Georges – 1961
 Marichal, Juan – 1960
 Marietta, Louis – 1983
 Marquez, Jeff – 2012
 Marte, Damaso – 1999
 Marte, Ketel – 2014-15
 Martinez, Gustavo – 2001-02, 04
 Martinez, Manny – 1993-94, 1996
 Mateo, Julio – 2002, 2007
 Mathis, Joe – 1999
 Matias, John – 1973
 Matos, Francisco – 1994, 1999
 Matos, Josue – 2002
 Maurer, Brandon – 2013-14
 May, Davis – 1976-77
 Maynard, Scott – 1995, 2004
 McCall, Larry – 1978, 1980
 McCarthy, Greg – 1996-99
 McCarty, David – 1998
 McClain, Jim – 1962, 1964
 McCleendon, Travis – 2000
 McCormick, Mike – 1973
 McCovey, Willie – 1960
 McCoy, Tim – 1990-91
 McDonald, Rusty – 1983-84
 McFadden, Leon – 1971
 McGinnis, Russ – 1988-90
 McGwire, Mark – 1986
 McKay, Dave – 1975-76, 1983
 McKnight, Jim – 1965
 McLaughlin, Bo – 1982, 1985
 McLaughlin, Joey – 1985-86
 McMahon, Ed – 1973
 McMath, Jim – 1969-70
 McNealy, Rusty – 1983
 Meacham, Rusty – 1996
 Meche, Gil – 1999-2000, 2004
 Mecir, Jim – 1995

FRONT
OFFICE

CHENEY
STADIUM

COACHES/STAFF

2016 RAINIERS

2015 SEASON
REVIEW

OPPONENTS

HISTORY &
RECORDS

MEDIA &
MISC.

ALL-TIME ROSTER (1960-2015)

Medina, Yoervis – 2010, 13, 15
 Meeks, Tim – 1987-88
 Mejia, Erick – 2015
 Melson, Gary – 1979
 Menchaca, Eddy – 2002
 Meneses, Alex – 2007
 Menhart, Paul – 1996-97
 Mercado, Orlando – 1988
 Mercedes, Henry – 1990, 1992-94
 Mersch, Neal – 1978
 Messenger, Randy – 2008-2009
 Metzger, Roger – 1969-70
 Meyer, Dan – 1984
 Meyer, Jake – 2000-2002
 Meyers, Chad – 2003
 Meyers, LeRoy – 1966
 Mickolio, Kameron – 2007
 Mielke, Gary – 1991
 Milacki, Bob – 1995-96
 Millay, Keith – 1992
 Miller, Brad – 2013
 Miller, Corky – 2006
 Miller, Justin – 2011
 Miller, Russ – 1990
 Miller, Trevor – 2014
 Millette, Joe – 1997
 Miner, Zach – 2014
 Minetto, Craig – 1981
 Minor, Blas – 1996
 Minor, Ryan – 2002
 Mitchell, Bobby – 1967
 Mitchell, D.J. – 2012-13
 Mize, Paul – 1981-82
 Mobley, Willie – 1968
 Mohler, Mike – 1994
 Molina, Izzy – 1992
 Monahan, Shane – 1997-2000
 Montane, Ivan – 2000
 Montero, Jesus – 2013-15
 Montgomery, Mike – 2015
 Montreuil, Al – 1969-71
 Monzant, Ray – 1960
 Monzon, Dan – 1974
 Monzon, Erick – 2006, 2009
 Moon, Brian – 2004
 Mooneyham, Bill – 1985-87
 Moore, Adam – 2009-2010, 2012
 Moore, Kelvin – 1981-83
 Morales, Johmbeyker – 2015
 Morales, Willie – 1993
 Moran, Al – 1966
 Moran, Brian – 2012-13
 Morban, Jose – 2006
 Morban, Julio – 2014-15
 Moreta, Ramon – 2001
 Morgan, Russ – 2000
 Morris, Danny – 1972
 Morrison, Logan – 2014
 Morrow, Brandon – 2008-2009
 Morse, Mike – 2005-07, 09, 13
 Mortimore, Travis – 2007
 Mosquera, Julio – 2003
 Moss, Damian – 2005
 Moss, Steve – 2009
 Mota, Manny – 1961
 Moyer, Jamie – 1997
 Mullen, Scott – 2005
 Munoz, Luis – 2009-2010
 Mura, Steve – 1985
 Murphy, Dwayne – 1987
 Murphy, Mike – 1999-2000
 Murphy, William – 1970
 Murray, Tom – 1968
 Musselman, Jeff – 1991-92
 Mustad, Eric – 1981-82
 Myers, Adrian – 2001, 2003
 Myers, Dennis – 1975
 Myers, Ed – 1983-84

Myers, Randy – 2001
 Myette, Ken – 1968

N

Nady, Xavier – 2014
 Nageotte, Clint – 2004-06
 Nannini, Mike – 2006
 Narleski, Steve – 1979
 Narron, Jerry – 1978
 Nasif, Ralph – 1973
 Navarro, Julio – 1960-62
 Navarro, Oswaldo – 2006-2009
 Neel, Troy – 1991-93
 Neill, Mike – 1994, 2000
 Nelson, Brad – 2009-2010
 Nelson, Joe – 2010
 Nelson, Jon – 2006-2008
 Nelson, Rob – 1986-87
 Nesbit, Michael – 2004
 Nettles, Jim – 1973, 1981-82
 Newby, Joey – 2009
 Newfield, Marc – 1995
 Newman, Ray – 1970-71
 Nicholson, Carl – 1979
 Noesi, Hector – 2012-13
 Noland, James – 1995
 Noriega, Gabriel – 2014
 Norrid, Tim – 1979-80
 Norris, Mike – 1983, 1989-90
 Norton, Greg – 2008
 Norton, Tom – 1973, 1975
 Norwood, Willie – 1976-77
 Nottebart, Don – 1970
 Nunez, Abraham – 2005
 Nunez, Isreal – 2007, 2009
 Nunez, Jhonny – 2013
 Nunez, Luis – 2007
 Nuno, Vidal – 2015

O

Obradovich, Jim – 1974
 O'Brien, Bob – 1973
 O'Brien, Charlie – 1984-85
 Ochoa, Blake – 2010
 O'Connell, Danny – 1960
 O'Flaherty, Eric – 2006-2008
 Ohka, Tomo – 2007
 Ojeda, Miguel – 2005
 Oldham, Tom – 2006
 Oliver, Dave – 1979-80
 Oliver, Joe – 2000
 Oliver, Nate – 1970
 Oliveros, Luis – 2008
 Olivo, Miguel – 2005, 2012
 Olmos, Edgar – 2015
 Olson, Garrett – 2009-2010
 Olson, Tyler – 2015
 O'Malley, Shawn – 2015
 Ontiveros, Steve – 1984-85, 1987
 Orsino, John – 1961-62
 Ortiz, Jose – 1971
 Osteen, Gavin – 1992-94
 Otto, Dave – 1988-90
 Overton, Joe – 1965
 Owchinko, Bob – 1985
 Owens, Jerry – 2009

P

Pacheco, Alex – 1997
 Pagan, Jose – 1960
 Page, Mitchell – 1981-82
 Pagel, Karl – 1980
 Palat, Ed – 1974-75
 Palazzolo, Steve – 2010
 Palmer, Matt – 2014
 Paniagua, Jose – 1998
 Paolini, Daniel – 2015
 Paquette, Craig – 1992-94

Paredes, Edward – 2007, 2010-11
 Parker, Clayton – 1991
 Parker, Terrence – 2006
 Parque, Jim – 2007
 Parrish, John – 2007
 Patrick, Bronswell – 1993-94
 Patterson, Corey – 2013
 Patterson, Dave – 1982
 Patterson, Scott – 2010-12
 Pauley, David – 2010, 2012
 Paxton, James – 2013-15
 Paxton, Mike – 1980
 Pazik, Mike – 1974-76
 Pedrique, Al – 1990
 Pecci, Jay – 2003
 Peek, Tim – 1992-93
 Peguero, Carlos – 2011-13
 Peguero, Julio – 1995-96
 Pellow, Kit – 2005
 Pena, Bobby – 1966
 Pena, George – 1967, 69, 74-75
 Pena, Wily Mo – 2011
 Penalver, Luis – 1962
 Perez, Bill – 1989
 Perez, Oliver – 2012
 Perlozzo, Sam – 1977
 Perry, Bob – 1960-63
 Perry, Gaylord – 1960-63
 Petagine, Roberto – 2006
 Peters, Ricky – 1983-86
 Peterson, Cap – 1963, 1972
 Peterson, D.J. – 2015
 Pettit, Yusmeiro – 2010
 Pettis, Gary – 1993
 Pevey, Marty – 1995
 Phifer, Ron – 1962
 Phillips, Anthony – 2010
 Phillips, Dick – 1960-62
 Phillips, J.R. – 2003
 Phillips, Tony – 1981-82, 85, 87-88
 Phillips, Tony – 1995-96
 Phoenix, Steve – 1993-94
 Piche, Ron – 1968-69
 Pico, Jeff – 1991
 Pietroburgo, Rob – 1980
 Pina, Manny – 2014
 Pineda, Michael – 2010
 Pineda, Rafael – 2015
 Pinaireo, Joel – 2000-2001, 2005
 PirkI, Greg – 1995-96
 Pizzaro, Juan – 1971
 Pizzaro, Melvin – 2005
 Pledger, Kinnis – 1999
 Plewus, Herb – 1965
 Plunk, Eric – 1985-87
 Podedsnek, Scott – 2001-2002
 Poepping, Mike – 1975-76
 Pointer, Aaron – 1968-69
 Polidori, Gus – 1991-92
 Polinsky, Bob – 1976
 Polonia, Luis – 1986-88
 Popovich, Paul – 1966
 Powell, Hosken – 1977
 Powers, John – 1963
 Poythress, Rich – 2013
 Pozo, Arquimedes – 1995-96
 Pregenzer, John – 1963-65
 Prescott, George – 1960
 Prettyman, Ronnie – 2007
 Pries, Jordan – 2014-15
 Procopio, Jim – 1966
 Proly, Mike – 1977
 Pryor, Buddy – 1989
 Pryor, Stephen – 2012-14
 Pulpispher, Bill – 2004
 Puryear, Nate – 1979
 Putz, JJ – 2002-2004, 2008
 Puznarski, Tim – 1984

FRONT OFFICE

CHENEY STADIUM

COACHES/STAFF

2016 RAINIERS

2015 SEASON REVIEW

OPPONENTS

HISTORY & RECORDS

MEDIA & MISC.

ALL-TIME ROSTER (1960-2015)

Q

Qualls, Jim – 1968-70
 Quinones, Luis – 1983
 Quintero, Humberto – 2014
 Quirk, Jamie – 1989
 Quiroz, Guillermo – 06, 09-10, 12

R

Raabe, Brian – 1997
 Raczka, Mike – 1990, 1992-93
 Radatz, Dick – 1967
 Radmanovich, Ryan – 1998-99
 Rajsich, Dave – 1978
 Rall, Tim – 2005
 Ralston, Bill – 1974-75
 Ramirez, Erasmo – 2011-14
 Ramirez, Horacio – 2007
 Ramirez, JC – 2015
 Ramirez, Jose – 2015
 Ramirez, Ramon – 2014
 Ramos, Domingo – 1978
 Ramsay, Rob – 1999-2001
 Rapada, Clay – 2014
 Rasmussen, Rob – 2015
 Raudman, Bob – 1966-67
 Reberger, Frank – 1968
 Redfern, Pete – 1976
 Redman, Prentice – 2007-09
 Reece, Thad – 1985-87
 Reed, Jeremy – 2004, 2007-08
 Reichert, Dan – 2005
 Reid, Jessie – 1989
 Reimer, Kevin – 1996-97
 Reitsma, Chris – 2007
 Relaford, Desi – 1995-96
 Rende, Sal – 1979-80
 Renfree, Matt – 2008
 Renfroe, Marshall – 1960
 Renick, Rick – 1973-76
 Reser, Phil – 1970
 Retzer, Edwin – 1983
 Reuschel, Paul – 1971
 Reveira, Frank – 1960-62
 Reynolds, Archie – 1968-69
 Reynolds, Kevin – 2006-2007
 Rhodes, Dusty – 1960-63
 Rhomberg, Kevin – 1980
 Rickey, Ralph – 1970-71
 Rico, Al – 1972
 Rifkin, Aaron – 2005
 Rijo, Jose – 1985, 1987
 Ring, Royce – 2011
 Risleys, Bill – 1995
 Rivas, Danny – 1961-63
 Rivera, Mumba – 2008, 2010
 Rivera, Rene – 2004-06
 Rivero, Carlos – 2015
 Rivette, Scott – 2000
 Robbins, Doug – 1993
 Roberson, Kevin – 1995
 Robertson, Andre – 1988
 Robertson, Nate – 2011
 Robinson, Bruce – 1984
 Robinson, Jerry – 1963
 Robinson, Kerry – 1999
 Robinson, Trayvon – 2011-12
 Robisch, Jon – 1967
 Robles, Mauricio – 2010-12
 Roderick, Barry – 1973, 1976
 Rodriguez, Alex – 1995-96
 Rodriguez, Frank – 2000
 Rodriguez, Luis – 2011-12
 Rodriguez, Rick – 1983-87
 Rodriguez, Roberto – 1971
 Roe, Chaz – 2011
 Roenicke, Ron – 1986
 Rogeistad, Matt – 2003
 Rogers, Mark – 2014

Rohrbaugh, Robert – 2007-08
 Rohn, Dan – 1987
 Rohrmeier, Dan – 1997-98
 Rojas, Minnie – 1963
 Rolison, Nate – 2002
 Rollins, David – 2015
 Romano, Tom – 1984-85
 Romero, Stefan – 2013-15
 Rose, Brad – 2004
 Ross, Gary – 1967-68
 Rossy, Rico – 1998
 Rowland-Smith, Ryan – 2007-10
 Royer, Stan – 1989
 Roznovsky, Vic – 1967
 Rubio, Jorge – 1967
 Rudolph, Ken – 1968, 1971
 Ruffin, Chance – 2012-14
 Ruggiano, Justin – 2015
 Runion, Tony – 2004

S

Sadowski, Ted – 1964
 Sachse, Matt – 1999
 Sain, Tom – 1976-77
 Sakata, Lenn – 1986
 Salkeld, Roger – 1995
 Sammons, Lee – 1991
 Sampson, Adrian – 2015
 Sanchez, Alejandro – 1987-88
 Sandel, George – 2004
 Sanders, Anthony – 2000
 Sandoval, Juan – 2007
 Santiago, Ramon – 2004-05
 Santin, Daniel – 2007
 Sardinha, Bronson – 2008
 Sasaki, Kazuhiro – 2003
 Saul, Jim – 1967, 1970
 Saunders, Dennis – 1972
 Saunders, Doug – 1995-96
 Saunders, Joe – 2015
 Saunders, Michael – 08-10, 13-14
 Savastano, Scott – 2008, 12-13
 Schaefer, Jeff – 1994
 Scheffer, Aaron – 1999-2000
 Schepel, Kyle – 2015
 Scherer, Doug – 1985
 Schlesinger, Bill – 1968
 Schmidt, Dave – 1992
 Schmitz, Dan – 1978
 Schock, Bill – 1991
 Schroder, Bobby – 1968
 Schurr, Wayne – 1963, 1966
 Schuster, Frank – 1974
 Schweiger, Brian – 2005-06
 Scott, Bob – 1967
 Scott, Dickie – 1989-90
 Seager, Kyle – 2011
 Sealy, Scot – 1995, 1997-99
 Sears, Todd – 2006
 Seberger, Mike – 1974, 1976
 Secrist, Don – 1971
 Seddon, Chris – 2009-2011
 Seelbach, Chris – 1998
 Seitzer, Brad – 1998-99
 Sena, Jandy – 2012
 Serrano, Wascar – 2002
 Serum, Gary – 1977
 Sexton, Jimmy – 1981-82
 Shaddy, Christopher – 1988
 Shank, Zach – 2015
 Shaver, Jeff – 1988-90
 Shaw, Curtis – 1994
 Sheets, Andy – 1995-97
 Shelen, Carl – 1965
 Shell, Steven – 2009-2010
 Shelton, Chris – 2009
 Sherman, Darrell – 1995
 Sherow, Dennis – 1982-83
 Sherrill, George – 2004-05
 Sherrod, George – 1968-71
 Shibillo, Andy – 2004
 Shikles, Larry – 1993
 Shipley, Joe – 1960
 Shockey, Scott – 1990, 1993
 Shoemaker, Scott – 2008
 Shotkoski, David – 1989
 Show, Eric – 1991
 Silva, Carlos – 2009
 Silvestre, Juan – 1997
 Simas, Bill – 2004
 Simmons, Enoch – 1994
 Simmons, Nelson – 1991
 Simons, Mitch – 1998
 Simpson, Allan – 2003
 Simpson, Corey – 2014
 Sinatro, Matt – 1987-88
 Sinclair, Steve – 1999-2000
 Sinner, Roger – 1963-64
 Skidmore, Roe – 1969-70
 Slagle, Roger – 1978
 Slaughter, Sterling – 1966
 Sliwinski, Kevin – 1988
 Slusarski, Joe – 1990-94
 Smith, Bobby Gene – 1966-67
 Smith, Carson – 2014
 Smith, Charley – 1969
 Smith, Chris – 2011
 Smith, Coleman – 1974-75
 Smith, Garry – 1978
 Smith, Jack – 1992
 Smith, Mark – 1983
 Smith, Paul – 1963-64
 Smith, Raymond – 1986
 Smith, Ryan – 1997
 Smith, Tim – 1992-94
 Smith, Tom – 1968
 Smithberg, Roger – 1993-94
 Smoak, Justin – 2010-14
 Snell, Ian – 2010
 Snelling, Chris – 2003, 2005-06
 Snopak, Chris – 2000
 Snow, Forrest – 2011-15
 Snyder, Brian – 1988-89
 Snyder, Jason – 2006
 Soderholm, Dale – 1974, 1976
 Soderholm, Eric – 1973
 Sofield, Rick – 1977
 Sojo, Luis – 1995
 Sommers, Dennis – 1965
 Soriano, Rafael – 2003-05
 Soriano, Fred – 1993
 Sosa, Jorge – 2008
 Souza, Justin – 2008
 Souza, Mark – 1981
 Sovde, Dick – 1962
 Spangler, Al – 1967, 1970
 Sparks, Joe – 1963-64
 Speed, Horace – 1979
 Speigner, Levale – 2010
 Spencer, Sean – 1998-2000
 Spiezo, Scott – 2005
 Sprague, Ed – 2001
 Staiger, Roy – 1978
 Stanek, Al – 1964-65
 Stanton, Mike – 1979
 Stark, Denny – 2001, 2008-09
 Steenstra, Kennie – 1999
 Stephens, Gene – 1967
 Stephenson, Earl – 1971, 1974
 Stephenson, John – 1967
 Stephenson, Phil – 1984-85
 Stevens, Dave – 1999
 Stewart, Dave – 1986
 Stewart, Jimmy – 1966
 Stitt, Brian – 2003
 Stoddard, Bob – 1986, 1988

FRONT
OFFICE

CHENEY
STADIUM

COACHES/STAFF

2016 RAINIERS

2015 SEASON
REVIEW

OPPONENTS

HISTORY &
RECORDS

MEDIA &
MISC.

ALL-TIME ROSTER (1960-2015)

Stone, Rocky – 1973, 1975
 Stoneman, Bill – 1967-68
 Storm, Bob – 1973
 Stover, Joe – 1971
 Strebeck, Rick – 1990-91
 Strickland, Jim – 1972-73
 Strong, Jamal – 2003-05
 Stubing, Larry – 1961
 Sturtze, Tanyon – 1994
 Sucre, Jesus – 2013-15
 Suzuki, Mac – 1996-98
 Sveum, Dale – 1993
 Swiacki, Bill – 1982
 Sweeney, Brian – 1999-2000,
 2002-03, 2010, 2012-13
 Sweeney, Mike – 2010
 Szukala, Gary – 1969

T

Talton, Tim – 1963-64
 Tanner, Bruce – 1987, 1989
 Taormina, Sal – 1960
 Tapani, Kevin – 1986
 Tavarez, David – 2002
 Taylor, Aaron – 2003
 Taylor, Chris – 2014-15
 Taylor, Steve – 1978
 Taylor, Wayne – 2014
 Tejada, Wil – 1991
 Tellman, Tom – 1985
 Tenbrink, Nate – 2013-14
 Terrell, Jerry – 1972, 1975
 Terveen, Bryce – 2005
 Thames, Eric – 2013
 Thayer, Greg – 1975
 Thoma, Ray – 1985-86
 Thomas, Brad – 2007
 Thomas, Frank – 1966
 Thomas, Gerry – 1962-64
 Thomas, Jared – 2005
 Thomas, Juan – 2001-2002
 Thomas, Justin – 2008-2009
 Thomas, Roy – 1981
 Thompson, John – 1995
 Thompson, Marv – 1978
 Thornton, Matt – 2003-04
 Thorpe, Tracy – 2008
 Throneberry, Faye – 1962-63
 Thrower, Keith – 1985-86
 Thurman, Gary – 1995
 Tiefenauer, Bob – 1968-69
 Tiefenthaler, Verle – 1960-61
 Tillman, Kerry – 1986
 Timmons, Ozzie – 1999
 Tinsley, Lee – 1997
 Todd, Jim – 1971
 Tolentino, Jose – 1985, 1987
 Tomko, Brett – 2000-2001
 Torres, Daniel – 2013
 Torres, Melqui – 2000
 Torres, Paul – 1997
 Torres, Salomon – 1995-96
 Torrez, Mike – 1984
 Traber, Billy – 2010
 Trail, Chet – 1969
 Triunfel, Carlos – 2011-13
 Tuiasosopo, Matt – 2008-2011
 Turang, Brian – 1995
 Turman, Jason – 2001

U

Ugueto, Luis – 2002-2004
 Ulloa, Emmanuel – 2000, 2002
 Underwood, Jake – 1998
 Upham, John – 1967-68
 Urso, Sal – 1996
 Ust, Brant – 2007

V

Valbuena, Luis – 2005, 2008
 Valdez, Wilson – 2005
 Valenzuela, Benny – 1960-61
 Van Poppel, Todd – 1992-93
 Van Wyck, Jim – 1973-77
 Vargas, Jason – 2009
 Vargas, Julio – 1994
 Varitek, Jason – 1997
 Varvaro, Anthony – 2010
 Vasquez, Anthony – 2011-12
 Vasquez, Rafael – 1980
 Vasser, Luke – 1965
 Vazquez, Ramon – 1996, 01, 10
 Veintidos, Juan – 1974-77
 Venegas, Alfredo – 2008
 Veres, Dave – 1990
 Vice, Darryl – 1990
 Villarreal, Oscar – 2008
 Villilo, Miguel – 2000
 Villone, Ron – 1995
 Von Ohlen, Dave – 1986-88
 Vosberg, Ed – 1994
 Vossler, Dan – 1973-74

W

Waggoner, Jim – 1991
 Wagner, Mark – 1984
 Wagner, Matt – 1995-96
 Wagner, Michael – 2007
 Wakamatsu, Don – 1995-96
 Walker, Taijuan – 2013-14
 Walton, Bruce – 1989-92
 Walton, Danny – 1974-75
 Wang, Chien-Ming – 2015
 Ward, Bryan – 2004
 Ward, Chris – 1970
 Ward, Gary – 1977
 Ward, Jay – 1977
 Ward, Kevin – 1990
 Warren, Mike – 1983-85
 Warwick, Carl – 1966
 Wathan, Dusty – 1998, 2000
 Watson, Mark – 2000-2002
 Wear, Greg – 2003-04
 Weaver, Eric – 1999
 Weber, Darrell – 1965
 Weber, Jake – 2002
 Weber, Weston – 1989-92, 1995
 Weekley, Johnny – 1960, 1962
 Weiss, Walt – 1987, 1989, 1992
 Wells, Casper – 2012
 Wells, Jared – 2008-2009
 Werle, Bill – 1960-61
 Werly, Jamie – 1978
 Wernig, Pat – 1991
 Werth, Dennis – 1978
 Wertz, Bill – 1996
 White, Jesse – 1966
 White, Mike – 1967-69
 White, Rick – 2007
 White, Sean – 2007-2010
 Widger, Chris – 1995-96
 Wihtol, Sandy – 1979-80
 Wiley, Mark – 1972-76
 Wilfong, Rob – 1976-77
 Wilhelmsen, Tom – 2013, 2015
 Wilkerson, Curtis – 1995
 Wilkins, Eric – 1980
 Wilkins, Rick – 1997
 Wilkinson, Bill – 1992
 Wilkinson, Don – 1970
 Willard, Jerry – 1986-87, 1995.
 Willhite, Nick – 1968
 Williams, George – 1965
 Williams, Jeff – 1995
 Williams, Randy – 2003-04
 Williams, Todd – 1999-2000

Williamson, Scott – 2008
 Wilson, Bill – 1960
 Wilson, Craig – 2008
 Wilson, Dan – 2000
 Wilson, Jack – 2010
 Wilson, Josh – 2009-2010
 Wilson, Mike – 2009-2012
 Wilson, Neil – 1960-62
 Winfree, David – 2010
 Witmeyer, Ron – 1990-93
 Witte, Trey – 1996-97
 Woerman, Joe – 2005, 2008
 Wojna, Edward – 1990
 Wolcott, Bob – 1995-97
 Womack, Josh – 2008
 Woodard, Mike – 1983-84
 Woods, Al – 1976
 Woods, Jake – 2007-08
 Woodward, Chris – 2009-2010
 Wooten, Greg – 2001-2002
 Worrell, Mark – 2010
 Wright, Dan – 2006
 Wright, Jesse – 1979
 Wright, Chris – 2003
 Wright, Ron – 2002

X

Xavier, Joe – 1988

Y

Yancy, Hugh – 1979
 Yelding, Eric – 1996
 Yepes, Jose – 2010-11
 Yepes, Mario – 2012
 Young, Curt – 1983-86, 1993
 Young, Don – 1966, 1970
 Young, Ernie – 1994
 Young, Matt – 1989
 Young, Ray – 1990, 1994
 Youngbauer, Scott – 2006

Z

Zahn, Paul – 1971
 Zancanaro, David – 1992
 Zanni, Dom – 1960-61
 Zapata, Juan – 2006
 Zapp, AJ – 2004
 Zaske, Jeff – 1988
 Zeber, George – 1978
 Zimmerman, Jordan – 1999-2001
 Zimmerman, Mike – 1996
 Zinter, Alan – 1997
 Zorn, Dean – 2005-06
 Zuniga, Tony – 2004
 Zunino, Mike – 2013, 2015
 Zych, Tony – 2015



MEDIA & MISCELLANEOUS

2016 TACOMA RAINIERS MEDIA GUIDELINES

CONTACT INFORMATION: All requests and questions should be addressed to: **Brett Gleason, Media and Communications Manager, (253) 722-2027, bgleason@tacomarainiers.com.**

MEDIA CREDENTIALS: 2016 Tacoma Rainiers media credentials will be issued only to accredited members of the media. Season credentials will be issued only to legitimate news gathering organizations that cover the Rainiers on a daily basis. To apply for season media credentials, please complete and return a requested 'Media Credential Application' form and a signed Minor League Baseball 'Terms and Conditions of Credentials for Minor League Baseball Events' form. **The Rainiers will be very selective in issuing season credentials to online-only publications; however, those denied may apply for daily credentials.**

Daily credentials will be issued to those individuals or organizations who do not qualify for season credentials, including freelance writers, most bloggers and reporters for weekly/monthly shows and publications. Daily credentials will also be issued to radio and TV stations when the need arises for extra pre/post-game personnel and to newspaper reporters providing extra coverage. Once a daily credential request is approved and on file, the Rainiers require at least a **24-hour notice** for all daily credential requests. All weekend requests should be made by 3 p.m. on the Thursday prior.

Credential requests can be sent via email to bgleason@tacomarainiers.com, by fax to (253) 722-2044 or by mail to: Communications Dept., Cheney Stadium, 2502 S. Tyler St., Tacoma, WA, 98405 on company letterhead from the sports editor/director/producer. Under no circumstances are media credentials to be transferred from person to person without the expressed permission and approval of the Tacoma Rainiers communications department. Violation of this policy may result in the informing of the Pacific Coast League office, dismissal of the media member from Cheney Stadium and confiscation of the violator's media credential.

MEDIA CREDENTIAL PICKUP: Upon approval of credential request, media members may pick up daily credentials at the Cheney Stadium Box Office Will Call window during normal business hours or beginning at 10 a.m. on day of game. A valid photo ID will be required upon pickup. Any special pickup requests should be sent via email to bgleason@tacomarainiers.com.

MEDIA PARKING: There will be a limited number of media parking spots made available for every Rainiers game. All media members with credentials for a given game will have their names placed on a parking list. Those picking up daily credentials will have their names added to the parking list only if they have provided a 24-hour notice.

PRESS BOX: The press box is located along the third base side of Cheney Stadium on the ballpark's second level, and opens three hours prior to first pitch. It is a working press box for **WORKING MEMBERS OF THE MEDIA ONLY**. Due to space limitations, there is always a possibility that credentialed media will not be stationed in the press box but at an auxiliary area. The Rainiers have wireless internet access available for those in the press box as well as those assigned to the auxiliary area. Rosters, lineups, game notes and team statistics will be available in the press box two hours prior to the scheduled game time.

CLUBHOUSE ACCESS: Only properly credentialed media members may gain access to the clubhouse. Both the Rainiers and visiting team clubhouses are located on field level. The home dugout is located on the third-base side and the visitors' dugout along the first-base side. **MEDIA MEMBERS ARE NOT PERMITTED IN THE TRAINING ROOM OR EQUIPMENT ROOM AT ANY TIME.** In accordance with the regulations designated by Major League Baseball, the clubhouse is open to properly credentialed media members 3-1/2 hours prior to the start of the game and closes an hour prior to the game. The clubhouse areas are also closed when the teams are on the field, unless previously approved by the Rainiers. Following the game, the clubhouse will open approximately 15 minutes following the final out. Access is prohibited between games of a doubleheader and during rain delays.

FIELD ACCESS: Appropriately credentialed media are permitted access to the field and dugout areas, but are required to stay on the warning track, particularly when the team is taking batting practice. Media must leave the field and dugout areas no later than one hour prior to game time.

MEDIA GUIDES, GAME NOTES, AND STATISTICS: Rainiers media guides can be obtained from the Rainiers in the press box. Rainiers game notes and statistics will be made available in the press box prior to the start of the game. To receive games notes in your inbox daily, please email **Media and Communications Manager Brett Gleason** at bgleason@tacomarainiers.com.

MEDIA INTERVIEWS: Rainiers players and coaches can be made available for interviews prior to on-field stretching and following batting practice. Interviews cannot be conducted during batting practice. Media members wishing to do an off-site interview or a feature story should contact the Rainiers no later than 72 hours prior to the scheduled interview time. The media is asked to be respectful of the players' pre-game schedule when requesting an interview. No one will be permitted to interview starting pitchers pre-game on the day of their start.

PHOTO WELLS: Photo wells are located at the end of each dugout. Photographers must request usage 24-hours in advance using the guidelines outlined under Media Credentials above. Photographers are not permitted in the actual dugout area or on the field once the game begins. Please wait until the end of the inning to move to or from these areas.

USE OF PHOTOGRAPHY: Media outlets needing use of Rainiers photography may contact the communications department at (253) 722-2027 or via email at bgleason@tacomarainiers.com. Accredited media members may use Rainiers photographs for non-endorsement projects only.

AUTOGRAPH POLICY: Under no circumstances are credentialed media members permitted to seek autographs on the field of play or in either clubhouse. Violation of this policy will result in the dismissal of the media member from Cheney Stadium and confiscation of the violator's media credential.

CAMERAS IN THE CLUBHOUSE: Videographers are permitted in the Rainiers clubhouse following the game only, and must be accompanied by a reporter. Still photography is not permitted clubhouse access at any time.



MIKE CURTO

TACOMA RAINIERS BROADCASTER

FRONT
OFFICE

CHENEY
STADIUM

COACHES/STAFF

2016 RAINIERS

2015 SEASON
REVIEW

OPPONENTS

HISTORY &
RECORDS

MEDIA &
MISC.

CURTO'S CAREER SUMMARY

- Enters his 18th season as the Rainiers radio play-by-play announcer after joining the team in 1999.
- In 2011 and 2012, filled in as an announcer on the Seattle Mariners Radio Network.
- Prior to joining the Rainiers, served as the play-by-play announcer for the Rancho Cucamonga Quakes of the California League, Bend (OR) Bandits of the Western Baseball League and the Lafayette (IN) Leopards of the Great Central League.
- Graduated from the University of California at Berkeley in 1992 with a degree in English Literature.
- While at Cal, served as the sports director at student radio station KALX.
- Spent two years after college selling season tickets and luxury suites for the San Francisco Giants.
- Resides in Tacoma where he enjoys reading and playing poker in his spare time.
- Originally from Menlo Park, CA.

2016 TACOMA RAINIERS BROADCAST INFORMATION

SOUTH SOUND SPORTS 850 AM is under contract to carry Rainiers broadcasts throughout the 2016 season.

South Sound Sports will broadcast all 144 Rainiers games, both at home and when the team plays on the road.

The Rainiers Pre-Game Show begins 15 minutes prior to the start of first pitch, and the Rainiers Post-Game Show begins immediately following the final out.



BATTING & INFIELD PRACTICE SCHEDULES

7:00 PM GAME TIME	ON FIELD	OFF FIELD
Rainiers Infield	4:00 PM	4:15 PM
Rainiers BP	4:15 PM	5:15 PM
Visitors BP	5:15 PM	6:00 PM
Visitors Infield	6:00 PM	6:15 PM
6:00 PM GAME TIME	ON FIELD	OFF FIELD
Rainiers Infield	3:00 PM	3:15 PM
Rainiers BP	3:15 PM	4:15 PM
Visitors BP	4:15 PM	5:00 PM
Visitors Infield	5:00 PM	5:15 PM
5:00 PM GAME TIME	ON FIELD	OFF FIELD
Rainiers Infield	2:00 PM	2:15 PM
Rainiers BP	2:15 PM	3:15 PM
Visitors BP	3:15 PM	4:00 PM
Visitors Infield	4:00 PM	4:15 PM
1:30 PM GAME TIME	ON FIELD	OFF FIELD
Rainiers Infield	12:15 PM	12:30 PM
Rainiers BP	10:45 AM	11:30 AM
Visitors BP	11:30 AM	12:15 PM
Visitors Infield	12:30 PM	12:45 PM
11:30 AM GAME TIME	ON FIELD	OFF FIELD
Rainiers Infield	10:30 AM	10:40 AM
Rainiers BP	CAGE	CAGE
Visitors BP	9:30 PM	10:15 PM
Visitors Infield	10:40 PM	10:50 PM

**FRONT
OFFICE**

CHENEY
STADIUM

COACHES/
STAFF

2016
RAINIERS

2015 SEASON
REVIEW

OPPONENTS

HISTORY &
RECORDS

MEDIA &
MISC.

CHENEY STADIUM SEATING GUIDE

-  WOMEN'S RESTROOM
-  MEN'S RESTROOM
-  GUEST SERVICES
-  CONCESSIONS
-  BOX OFFICE
-  ELEVATOR
-  ATM



-  DUGOUT CLUB
-  SUMMIT CLUB
-  RESERVED
-  ADA SEATING
-  GROUP AREAS
-  GRASS AREAS
-  PLAYGROUND
-  CONCESSIONS
-  BEER PORTABLE

CHENEY STADIUM TICKET INFORMATION

Tickets may be purchased in person at the Cheney Stadium Box Office, located at the front of the ballpark, or over the phone by calling 1-800-745-3000. To purchase tickets online or to locate additional ticketing information, please visit www.tacomarainiers.com or email tickets@tacomarainiers.com.

Ticket office hours are:

Game Days
 Monday - Friday: 10 a.m. - 7th Inning
 Saturday: 10 a.m. - 7th Inning
 Sunday: 10 a.m. - 7th Inning

Non-Game Days
 Monday-Friday: 10 a.m. - 5 p.m.
 Saturday and Sunday: Closed

Directions to Cheney Stadium:

From I-5, take exit 132 to Highway 16 West. Follow the 19th Street East exit and merge right onto 19th street. Make a right onto Clay Huntington Way and follow it into the Cheney Stadium Parking Lot.



2016 SCHEDULE

TRIPLE-A AFFILIATE

SEATTLE
MARINERS

APRIL

SUN	MON	TUE	WED	THU	FRI	SAT
					1	2
3	4	5	6	7 7:05 ALB	8 7:05 ALB	9 5:05 ALB
10 1:35 ALB	11 6:05 ELP	12 6:05 ELP	13 7:05 ELP	14 7:05 ELP	15 6:05 ALB	16 6:05 ALB
17 12:35 ALB	18 11:05 ALB	19 5:35 ELP	20 10:05 ELP	21 5:35 ELP	22 6:05 ELP	23 5:05 SAC
24 1:35 SAC	25 6:05 SAC	26 11:35 SAC	27	28 7:05 LAS	29 7:05 LAS	30 7:05 LAS

MAY

SUN	MON	TUE	WED	THU	FRI	SAT
1 12:05 LAS	2 6:05 SLK	3 6:05 SLK	4 7:05 SLK	5 7:05 SLK	6 6:05 ALB	7 6:05 ALB
8 12:35 ALB	9 10:05 ALB	10 6:35 FRE	11 12:05 FRE	12 7:05 FRE	13 7:05 FRE	14 5:05 OMA
15 1:35 OMA	16 6:05 OMA	17 11:35 OMA	18	19 7:05 IOW	20 7:05 IOW	21 5:05 IOW
22 1:35 IOW	23 5:05 RR	24 5:05 RR	25 5:05 RR	26 5:05 RR	27 5:00 NEW	28 4:00 NEW
29 11:00 NEW	30 11:00 NEW	31 6:05 SLK				

JUNE

SUN	MON	TUE	WED	THU	FRI	SAT
			1 11:35 SLK	2 7:05 SLK	3 7:05 SLK	4 7:05 LAS
5 12:05 LAS	6 7:05 LAS	7 12:05 LAS	8	9 7:05 REN	10 7:05 REN	11 5:05 REN
12 1:35 REN	13 6:05 SLK	14 6:05 SLK	15 6:05 SLK	16 11:05 SLK	17 7:05 FRE	18 5:05 FRE
19 1:35 FRE	20 6:05 FRE	21 7:05 SAC	22 7:05 SAC	23 7:05 SAC	24 7:05 SAC	25 7:05 FRE
26 6:05 FRE	27 7:05 FRE	28 7:05 FRE	29	30 7:05 LAS		

JULY

SUN	MON	TUE	WED	THU	FRI	SAT
					1 7:05 LAS	2 7:05 LAS
3 7:05 LAS	4 6:35 REN	5 7:05 REN	6 7:05 REN	7 7:05 SAC	8 7:05 SAC	9 7:05 SAC
10 1:05 SAC	11 ALL-STAR BREAK	12	13	14 7:05 COL	15 7:05 COL	16 7:05 COL
17 1:35 COL	18 7:05 OKC	19 7:05 OKC	20 7:05 OKC	21 7:05 OKC	22 5:35 SLK	23 5:35 SLK
24 6:05 SLK	25 6:05 SLK	26 7:05 ELP	27 7:05 ELP	28 7:05 ELP	29 7:05 ELP	30 7:05 ALB
31 1:35 ALB						

AUGUST

SUN	MON	TUE	WED	THU	FRI	SAT
	1 7:05 ALB	2 11:35 ALB	3 6:05 ELP	4 6:05 ELP	5 6:05 ELP	6 6:05 ELP
7 5:05 SAC	8 7:05 SAC	9 7:05 SAC	10 11:35 SAC	11	12 5:05 MEM	13 4:35 MEM
14 4:05 MEM	15 4:35 MEM	16 5:05 NAS	17 10:05 NAS	18 5:05 NAS	19 5:05 NAS	20 7:05 LAS
21 1:35 LAS	22 LAS	23 7:05 LAS	24 7:05 REN	25 7:05 REN	26 7:05 REN	27 7:05 REN
28 1:05 REN	29 7:05 FRE	30 7:05 FRE	31 7:05 FRE			

SEPTEMBER

SUN	MON	TUE	WED	THU	FRI	SAT
				1 7:05 FRE	2 7:05 REN	3 7:05 REN
4 1:35 REN	5 1:35 REN	6	7	8	9	10

ALB - Albuquerque Isotopes
COL - Colorado Springs Sky Sox
ELP - El Paso Chihuahuas
FRE - Fresno Grizzlies
IOW - Iowa Cubs
LAS - Las Vegas 51s
MEM - Memphis Redbirds
NAS - Nashville Sounds

NEW - New Orleans Zephyrs
OKC - Oklahoma City Dodgers
OMA - Omaha Storm Chasers
REN - Reno Aces
RR - Round Rock Express
SAC - Sacramento River Cats
SLK - Salt Lake Bees

All game times are Pacific Standard Time. For tickets, merchandise, up-to-date stats and info visit tacomarainiers.com. South Sound Sports 850 AM is the broadcast station for Rainiers baseball.

- HOME
- ROAD
- FIREWORKS
- NW BREW WEDNESDAY
- THIRSTY THURSDAY
- SILVER BULLET SATURDAYS
- LITTLE CAESARS FAMILY MEAL DEAL
- CHICK-FIL-A BRING THE HERD SUNDAYS
- THROWBACK WEEKEND
- SALUTE TO ARMED FORCES DAY
- PINK AT THE PARK
- FIRST RESPONDERS NIGHT
- PAINT THE PARK PURPLE
- COLOR CHENEY CRIMSON