



2020 LOS ANGELES SPARKS MEDIA GUIDE

PRESENTED BY  EquiTrust.



TABLE OF CONTENTS

2020 Schedule	3		
Media Information	4		
STAPLES Center Information	5		
2020 IMG Academy	6		
WNBA League Index	7		
Staff Directory	8		
<u>FRONT OFFICE STAFF</u>			
Ownership	10		
Johnson, Earvin Magic	10		
Walter, Mark R	11		
Patton Jr., Robert L	11		
Boehly, Todd	11		
Kasten, Stan	12		
Eric Holoman.....	13		
President/COO	14		
Johnson, Danita	14		
<u>BASKETBALL STAFF</u>			
Head Coach	16		
Fisher, Derek	16		
Assistant Coaches	17		
Williams, Fred.....	17		
Trammell, Latricia	17		
Basketball Ops Staff.....	18		
Michael Fischer.....	18		
Thomas Archie.....	18		
Kari Korver.....	18		
<u>THE LOS ANGELES SPARKS</u>			
2019 Headshot Roster	20		
Numerical Roster.....	21		
Anigwe, Kristine.....	22		
Sykes, Brittney.....	25		
Gray, Chelsea	28		
Augustus, Seimone.....	32		
Gulich, Marie.....	40		
Ogwumike, Nneka	43		
Cooper, Te'a	48		
Parker, Candace	50		
Ruffin-Pratt, Tierra	55		
Gray, Reshanda.....	58		
Wiese, Sydney	61		
Williams, Riquana	64		
<u>SPARKS HISTORY</u>			
Sparks Timeline	117		
All-Time Roster	122		
Collegiate Roster	134		
International Roster	136		
Coaching History	137		
Draft History	139		
Year-by-Year Team Leaders	141		
Year-by-Year League Leaders	144		
Awards & Honors	150		
WNBA League MVPs	155		
WNBA All-Star Results (Sparks)	156		
<u>REGULAR SEASON RECORD BOOK</u>			
WNBA Team Index (Regular Season)	160		
Team Records (Regular Season)	161		
Individual Records (Regular Season)	165		
<u>PLAYOFF RECORD BOOK</u>			
Team Records (Playoffs)	173		
Individual Records (Playoffs)	174		
WNBA Team Index (Playoffs)	177		
Opponent Game-by-Game (Playoffs)	171		
Year-by-Year Stats (Playoffs)	177		
<u>WNBA Opponents</u>			
Atlanta Dream	190		
Chicago Sky	192		
Connecticut Sun	194		
Dallas Wings	196		
Indiana Fever	198		
Minnesota Lynx	200		
New York Liberty	202		
Phoenix Mercury	204		
Seattle Storm	206		
Washington Mystics	208		
Las Vegas Aces	210		
<u>WNBA HISTORY</u>			
WNBA Timeline	214		
<u>Sparks Season By Season</u>			
Game-by-Game Results/Cummulative Stats...	68-114		

The 2020 Los Angeles Sparks Media Guide is a joint production of the Sparks Communications and Marketing departments. Research, writing and editing done by Natalie Gilmore. Design by Zofeea Genota. Photos by WNBA photos. All WNBA and team insignia depicted in this publication are the property of WNBA Properties, Inc. and the respective teams of the WNBA and may not be reproduced for commercial purposes without the prior written consent of WNBA Properties, Inc. The information contained in this publication was compiled by the Los Angeles Sparks and is provided as a courtesy to our fans and the press and may be used only for personal or editorial purposes. Any commercial use of this information is prohibited without the prior written consent of the Los Angeles Sparks.

2020 SCHEDULE

Game #	Date	Time	VS/@	TV
1	7/25/20	12pm	at PHX	ABC
2	7/28/20	5pm	at CHI	SPECSN, NBA TV
3	7/30/20	7pm	vs CT	ESPN
4	8/1/20	5pm	at SEA	SPECSN, CBSSN
5	8/5/20	7pm	vs IND	SPECSN
6	8/7/20	6pm	at LV	ESPN2
7	8/9/20	12pm	vs MIN	ESPN2
8	8/11/20	7pm	vs NY	ESPN2
9	8/13/20	4pm	at WAS	ESPN2
10	8/15/20	11am	at IND	ESPN
11	8/19/20	7pm	vs PHX	SPECSN
12	8/21/20	4pm	at ATL	SPECSN
13	8/23/20	3pm	vs DAL	SPECSN
14	8/26/20	5pm	at MIN	SPECSN, CBSSN
15	8/28/20	5pm	at CT	SPECSN, CBSSN
16	8/30/20	5pm	vs ATL	SPECSN
17	9/2/20	5pm	at DAL	SPECSN, CBSSN
18	9/4/20	7pm	vs SEA	SPECSN
19	9/6/20	5pm	vs CHI	SPECSN, CBSSN
20	9/8/20	4pm	at NY	SPECSN, CBSSN
21	9/10/20	7pm	vs WAS	SPECSN, CBSSN
22	9/12/20	5pm	vs LV	SPECSN

*All times are Pacific Standard Time

MEDIA INFORMATION

2020 WNBA SEASON VIRTUAL MEDIA OUTLINE

ACCESS PLANS FOR VIRTUAL MEDIA ATTENDANCE:

Throughout the season, no media credential application is necessary. Throughout the season, shoot-around, pregame and postgame media availabilities will be done virtually. Following media availabilities, video files will be archived and posted on WNBA Media Central, and player quotes and video files will be distributed by Team PR to media. Additional specific player and coach media interview requests can be sent directly to Team PR. The league and teams encourage media to continue to access WNBA Media Central throughout the season as the main hub for media information, including player quotes. WNBA will provide select WNBA game action photos to media following each game, details of which will be distributed at a later date.

Non-Game Days:

Head Coach and pre-selected players on a rotational basis will be available on any practice day. Additional specific player requests can be made directly to the Team PR Director.

Game Day Shoot-arounds:

The Head Coach will not be mandated to do shoot-around media availability. Specific requests can be made directly to the Team PR Director. Two or three players will be made available to media prior to or after the team's shoot-around.

Pre-game Media Availability:

The Head Coach for both teams will be available pre-game via Zoom Conferencing: the home team coach will be available 75 minutes prior to the game and the visiting team coach 60 minutes prior to the game, in each case, subject to change. There is no required media availability for players pre-game.

Post-game Media Availability:

No later than 10 minutes following the game, both team head coaches will be available through a pre-scheduled Zoom call. Following each coach's media availability, teams will provide a minimum of three additional players individually to media through the pre-scheduled Zoom call. Post-game media availabilities will run concurrently and be moderated by Team PR; Zoom links will be issued to media following the calls.

Practice Policy:

The last 30 minutes of each practice will be open to the media, with players and coaches available for brief interviews. Please contact Eli Horowitz in the Sparks Public Relations Department to confirm practice times and the availability of players and coaches.

All media shall abide by all other WNBA rules, regulations and policies throughout the season, including, without limitation, the WNBA Policy for Online Use by Media, which governs the media's online use of non-game footage and game and non-game photographs (including the media availability and other content contemplated herein), and is accessible to media via WNBA Media Central.

LOS ANGELES SPARKS PUBLIC RELATIONS DEPARTMENT

Eli Horowitz
Director, Public Relations and Communications
ehorowitz@la-sparks.com

Natalie Gilmore
Coordinator, Public Relations and Communications
ngilmore@la-sparks.com

STAPLES CENTER



QUICK INFORMATION

TEAM COLORS

Sparks Purple, Gold and Teal

HOME COURT

STAPLES Center (Opened 1999)
Capacity for WNBA games: 13,154
1111 S Figueroa St
Los Angeles, CA 90015

PRIMARY PRACTICE FACILITY

Los Angeles Southwest College
1600 W Imperial Hwy
Los Angeles, CA 90047

TICKET OUTLETS

STAPLES Center Box Office and AXS. Tickets can be purchased by calling 844-GOSPARKS (844-467-7275) or by visiting AXS.com.

SOCIAL

Website: www.LASparks.com

Facebook: facebook.com/LosAngelesSparks

Twitter: @LASPARKS

Instagram: @LA_SPARKS

Snapchat: @LA-SPARKS

2020 SITE: IMG ACADEMY



WNBA LEAGUE INDEX

NEW YORK OFFICE:

Women's National Basketball Association
 Olympic Tower, 645 Fifth Avenue
 New York, NY 10022
 Main Number: (212) 688-WNBA (9622)
 Fax Number: (212) 750-WNBA (9622)
www.wnba.com

NEW JERSEY OFFICE:

100 Plaza Drive
 Secaucus, NJ 07094
 Main Number: (201) 865-1500
 Fax Number: (201) 974-5973

NBA STORE:

590 Fifth Avenue New York, NY
 10103
 Main Number: (212) 515-6221

WNBA PUBLIC RELATIONS CONTACTS:

645 Fifth Avenue, New York, NY 10022
 (212) 688-WNBA (9622)
 Fax: (212) 407-8044

Dina Skokos
 Senior Director, WNBA
 Communications
 Email: dskokos@nba.com
 Office: 212-407-8840
 Cell: 201-682-9443
 Fax: 212-407-8044

Ron Howard
 Director, WNBA
 Communications
 Email: rhoward@nba.com
 Office: 212-407-8641
 Cell: 201-293-1068
 Fax: 212-407-8044

Sam Tager
 Senior Specialist, WNBA
 Communications
 Email: stager@nba.com
 Office: 212-407-8358
 Cell: 201-293-1438
 Fax: 212-407-8044

FRONT OFFICE DIRECTORY

OWNERSHIP

Ownership-----LA SPORTS LLC

BUSINESS OPERATIONS

President and COO----- Danita Johnson
 Senior Vice President ----- Natalie White
 Vice President, Corporate Partnerships ----- Cay Young
 Senior Director, Game Operations ----- Danelle Winfield
 Director, Public Relations and Communications ----- Eli Horowitz
 Director, Community Relations and Youth Sports -----Rushia Brown
 Manager, Marketing & Creative Services ----- Zofeea Genota
 Manager, Community Relations ----- Heather Smith
 Manager, Entertainment & Game Operations ----- Debra Moton
 Coordinator, Public Relations and Communications ----- Natalie Gilmore
 Coordinator, Digital Content -----Marina Drab
 Specialist, Social Media ----- Matthew Monge
 Office Coordinator ----- Marlena Rodriguez

BASKETBALL OPERATIONS

Head Coach ----- Derek Fisher
 Assistant Coach ----- Fred Williams
 Assistant Coach ----- Latricia Trammel
 Player Development Coach -----Jamal ‘Dash’ Lovell
 Scout/Team Manager ----- Thomas Archie
 Assistant General Manager ----- Michael Fischer
 Director of Basketball Operations -----Kari Korver
 Director of Sports Medicine/Head Athletic Trainer ----- Courtney Watson
 Strength-and-Conditioning Coach ----- Kelly Dormandy
 Team Massage Therapist ----- Terrance Gaines
 Video Coordinator -----Rachel Schrote

SALES & SERVICE

Director, Member Relations ----- Romela Kurdoglanyan
 Director, Group Sales ----- Emilia Lopez
 Director, Insights and Ticket Operations ----- Crystal Baird
 Sr. Account Executive ----- Patrick Richardson
 Account Executive ----- Michael Puentes
 Account Executive -----Loretta Abrams
 Account Executive -----Doug Berrios
 Member Relations Executive ----- Darin Lee
 Member Relations Coordinator-----Alexiss Diaz

GAME ENTERTAINMENT

Manager, Game Entertainment ----- Conrad Williams
 In-Game Host ----- Frenchy
 In-Game DJ ----- DJ Mal-Ski
 PA Announcer -----Hootie



LOS ANGELES SPARKS
FRONT OFFICE

OWNERSHIP

EARVIN “MAGIC” JOHNSON

OWNER, LOS ANGELES SPARKS



Having left the basketball court for the boardroom, Earvin “Magic” Johnson has successfully parlayed his skills and tenacity from the court into the business world as Chairman and CEO of Magic Johnson Enterprises (MJE). MJE provides high-quality products and services that focus primarily on

ethically diverse and underserved urban communities. With his continued love of basketball, Johnson is utilizing those same skills and bringing his winning spirit in his recent role as the President of Basketball Operations for the Los Angeles Lakers, working closely with ownership throughout all areas of the franchise.

Still a commanding presence in popular culture, Johnson made history in 2012 when he became co-owner of MLB’s Los Angeles Dodgers. He also co-owns the Los Angeles Sparks of the WNBA, Major League Soccer’s Los Angeles Football Club, and eSports franchise Team Liquid. He continues to expand his influence through his many businesses that include: EquiTrust Life Insurance Company, ASPIRE, an African-American television network and SodexoMAGIC, a food service and facilities management company.

The Lansing native is constantly evolving and remaining relevant in a dynamic digital age by broadening his scope into infrastructure and technology. Through a newly formed fund, Johnson is investing millions of dollars on infrastructure improvement in the United States. He is also one of the leading investors in a number of minority-owned tech companies that include Uncharted Power, a company that uses their renewable kinetic energy solutions to generate clean, consistent, and cost-efficient power for communities, facilities, and the Internet of Things; ShotTracker, a company that makes wearable technology for basketball players that helps track player and ball movement; Jopwell, a diversity and hiring recruiting platform; Walker & Co Brands, a company that develops health and beauty products for people of color; and MiTú, the Latino-fueled media brand and digital network that connects thousands of Latin content creators with viewers around the world.

Johnson, who serves as Chairman and Founder of the Magic Johnson Foundation, also continues his commitment to transform Urban America through HIV/AIDS Awareness and Educational Programs. Remaining true to his humble Lansing beginnings, he is unwaveringly dedicated to working with major corporations and partners to bring jobs and high quality products and services to underserved communities.



OWNERSHIP

MARK R. WALTER

OWNER, LOS ANGELES SPARKS



Mr. Walter is the Chairman and controlling owner of the Los Angeles Dodgers. Mr. Walter is also Chief Executive Officer and a member of the Board and Executive Committee of Guggenheim Capital, LLC. Mr. Walter serves as a trustee/director of several organizations including the Solomon R. Guggenheim Foundation, Security Benefit Corporation and the EquiTrust Life holding company. He is also a controlling shareholder of Delaware Life Holdings. Mr. Walter grew up in Iowa and received a B.S. from Creighton University and a J.D. from Northwestern University.

TODD BOEHLY

OWNER, LOS ANGELES SPARKS



Todd Boehly is an owner of the Los Angeles Dodgers and the Chairman, CEO and controlling shareholder of Eldridge Industries, a private investment firm that operates a portfolio of diversified businesses across several industries. Prior to founding Eldridge, Mr. Boehly was the President of Guggenheim Partners, where he launched their credit investing business and later assumed responsibilities for the asset management business. Mr. Boehly received his B.B.A. from the College of William & Mary and studied at the London School of Economics.

In addition to being the Chairman and CEO of Eldridge, Mr. Boehly is a member of the Cain International Board, and serves as a trustee of several other organizations. He is an owner of the Los Angeles Sparks.

ROBERT L. PATTON, JR.

OWNER, LOS ANGELES SPARKS



Robert L. Patton, Jr. is a partner of Guggenheim Baseball Management. He became part owner of the Los Angeles Dodgers on April 30, 2012. Patton resides in Fort Worth, Texas, where he was born and raised. Patton principally operates oil and gas properties in Texas and Kansas and has additional investments in many other sectors, including ranching and insurance. Patton serves on the Board of Security Benefit Corporation and the Advisory Council of the University of Texas College of Liberal Arts.

Patton received a B.B.A. from the University of Texas as well as a J.D. from St. Mary's University and LLM from Southern Methodist University.

OWNERSHIP

STAN KASTEN

OWNER, LOS ANGELES SPARKS



Stan Kasten became president and CEO of the Los Angeles Dodgers on April 30, 2012. For more than three decades, Kasten has been a highly-respected sports figure and has developed a reputation for creating winning sports franchises.

In 1999, Kasten became the first sports figure to hold the title of president of three different teams in three different major sports simultaneously. He accomplished this unique feat with Major League Baseball's Atlanta Braves, the National Basketball Association's Atlanta Hawks and the National Hockey League's Atlanta Thrashers. Kasten's professional career is highlighted by the Braves' 1995 World Championship. During his tenure, the Braves and Hawks made a combined 30 post-season appearances and claimed 15 division titles, including 12 in a row in the Braves' unprecedented run from 1991-2003. He was president of the Washington Nationals from 2006-10, where he worked to re-energize a dormant baseball fan base and simultaneously established a crown jewel franchise in Washington, D.C.

Kasten has been a member of numerous MLB, NBA and NHL ownership committees during his professional career, including NBA committees on marketing, player pensions and expansion and the NBA Board of Governors, MLB's owners negotiating committee and chairman of the Player Personal Development Committee, and the NHL's Board of Governors and its executive committee. He is also a former trustee of the Naismith Basketball Hall of Fame. Throughout his impressive sports career, Kasten has relied on three pillars – scouting and player development, enhancing the fan experience and community outreach – to establish franchises built for long-term success on and off the field. In 1979, at age 27, Kasten became the youngest general manager in NBA history with the Hawks. He held the position until 1990. Kasten became the Hawks' president in 1986.

During his lengthy tenure in the Hawks' front office, Kasten became the first and only NBA executive to win back-to-back Executive of the Year awards in 1986-87. With the help of future NBA Hall of Famer Dominique Wilkins, Kasten was able to build Atlanta into a perennial playoff contender, posting four consecutive 50-win seasons from 1986-89, and set franchise attendance records. In the 1990s, Kasten guided Atlanta to a stretch of seven consecutive playoff appearances, including three 50-win seasons.

Kasten also became president of the Braves in 1986. From 1987-2003, the Braves won more games than any other team in MLB. As president of the Braves, Kasten helped assemble talented teams that consistently competed for a world championship. Led by manager Bobby Cox, the Braves teams of that era were built around a deep pitching staff that featured Greg Maddux, Tom Glavine, Steve Avery and John Smoltz. The cornerstone of the Braves' lineup was All-Star third baseman Chipper Jones. From 1991-2005, the Braves won 14 consecutive division titles, five National League pennants and the 1995 World Series. In 1999, when the NHL awarded Atlanta an expansion team, Kasten added the title of president of the Thrashers, as well as chairman of the newly constructed Philips Arena. He was also involved in the design and construction of Turner Field. Kasten held all three positions until 2003, when he stepped down.

On Jan. 24, 2014, Kasten was elected to the LA84 Foundation's board of directors. LA84 is the legacy of the 1984 Olympic Games in Los Angeles and primary funder of youth athletics in Southern California. Four days later, on Jan. 28, he was named 2013 Sports Executive of the Year by the Los Angeles Sports Council.

A native of Lakewood, New Jersey, Kasten is a graduate of New York University and Columbia University Law School. Kasten and his wife, Helen, have four children: Alana, Corey, Sherry and Jay.

MANAGING PARTNER AND INTERIM GM

ERIC HOLOMAN

MANAGING PARTNER AND INTERIM GENERAL MANAGER, LOS ANGELES SPARKS



Sparks Managing Partner and Interim General Manager Eric Holoman has been a part of the organization since the current ownership group bought the team in 2014. As team Governor, Holoman oversees both basketball and business operations in addition to representing the Sparks on the WNBA Board of Governors. During his tenure, the Sparks have made the playoffs every season, winning the 2016 WNBA Championship as well as the 2019 WNBA Business Franchise of the Year Award.

Holoman is the Operating Partner of Magic Johnson Enterprises and oversees the company's day-to-day operations of its largest portfolio companies including President and CEO of EquiTrust, Managing Partner of JLC Infrastructure and Managing Director of the award-winning television network, ASPIRE. Prior to joining MJE, Mr. Holoman held leadership positions in private banking with Bank of America and Wells Fargo. In June 2017 Eric retired from the Banc Of California (Banc) board where he served on the Compensation, Executive and Governance committees. He

has been active in public service, having served on the Board of the LA City Employees' Retirement System including two terms as President. More recently, Mr. Holoman served as VP of the Board of the LA DWP. Mr. Holoman has a BS in Finance from the USC and is a member of the Board of the Marshall School of Business. Recently Mr. Holoman joined the Board of Directors of Cedars Sinai Medical Center.



PRESIDENT/COO

DANITA JOHNSON

PRESIDENT & CHIEF OPERATIONS OFFICER, LOS ANGELES SPARKS



LA Sparks President and COO Danita Johnson is revolutionizing the women's sports business model. In a landscape where women's sports receives less than one percent of sports sponsorship dollars and less than four percent of sports media coverage, Johnson has implemented an innovative approach to growing the WNBA's marquee franchise.

Johnson stepped into the role prior to the 2019 season and immediately painted a vision emphasizing growth in digital media, meaningful community platforms and establishing impactful corporate partnerships. Simultaneously, Johnson prioritized building strong organizational structure and staff development, unifying her team around the Sparks mission statement, #LeadTheCharge.

In her first season as President, Johnson's strategy culminated in the Sparks winning the 2019 WNBA Business Franchise of the Year Award, laying a blueprint for increasing equity in women's sports and thriving in a traditionally male-dominated industry.

Johnson got her start in sports management with the Fayetteville Patriots, the first NBA G League team where she helped launch the Bakersfield Jam and later the Tulsa Shock of the WNBA. She's also worked for the Los Angeles Clippers, Washington Mystics, Phoenix Mercury and Phoenix Suns. With over 15 years of experience, Johnson is one of the only high-level sports executives to serve in management roles in the WNBA, NBA and NBA G League.

Johnson has combined powerful private and public partnerships, increased media coverage and social media engagement, and unique community initiatives to drive sponsorship revenue and ticket sales. Both her personal story and approach to sports business is ground-establishing not just for women's sports teams, but for any organization trying to grow in a competitive market.

Outside the WNBA, Johnson sits on the board of the Share Winter Foundation, is a member of Delta Sigma Theta Sorority Inc., and is a WISE Within Mentor. She has a passion for travel, cooking and mentoring young professionals. Johnson hails from Fayetteville, North Carolina and attended Western Carolina University where she earned her degree in Sports Management.



LOS ANGELES SPARKS
BASKETBALL

HEAD COACH

DEREK FISHER



In Head Coach Derek Fisher's first season in the WNBA, he led the Sparks to a 22-12 record. The Sparks were in contention for the title despite key players such as Candace Parker, Alana Beard, Maria Vadeeva and Riquna Williams missing a combined 73 games. Fisher led the team to a 5-2 record in July despite being down to eight active players and having to sign Karlie Samuelson to a seven-day contract.

Derek Fisher was named the 12th head coach of the Los Angeles Sparks on Dec. 5, 2018. Fisher is a Los Angeles basketball legend, playing 18 seasons in the NBA and winning five championships with the Los Angeles Lakers.

Fisher was drafted 24th overall by the Lakers in 1996, and played alongside Kobe Bryant and Shaquille O'neal en route to three consecutive titles from 2000-2002. He later added two more rings in 2009 and 2010 with Los Angeles. Fisher also played for the Golden State Warriors, Utah Jazz, Dallas Mavericks and Oklahoma City Thunder.

Fisher's accolades include holding the all-time NBA record for playoff game appearances (259). He's also known for hitting a buzzer-beater with 0.4 seconds left against the San Antonio Spurs in Game 5 of the 2004 Western Conference Semifinals as a member of the Lakers. In his time as a player, he served as president of the players' union from 2006-2013.

After finishing the 2013 season with the Thunder, Fisher transitioned to the sidelines, being named head coach of the New York Knicks on June 10, 2014. Fisher coached into the 2015-2016 season with New York, helping develop then-rookie Kristaps Porzingis.

Fisher is a native of Little Rock, Arkansas where he attended Parkview Arts and Science Magnet High School, lettering in basketball. He then attended the University of Arkansas at Little Rock, where he finished his four-year career second all-time in school history in points (1,393), assists (472) and steals (189). His senior year, he was named Sun Belt Conference Player of the Year.

In the spring of 2016, Fisher became a television analyst for TNT, NBA TV and later Spectrum SportsNet as an in-studio analyst for the Lakers.



COACHING STAFF

FRED WILLIAMS ASSISTANT COACH



Assistant coach, Fred Williams, helped lead the Sparks to a 22-12 record in his first season with the team.

Williams was named assistant coach of the Los Angeles Sparks on Jan. 22, 2019 and brings over 35 years of collegiate and professional coaching experience. Most recently, Williams served as the Dallas Wings, previously Tulsa Shock, head coach from 2014-2018, amassing a 72-98 record. In Dallas, Williams

coached WNBA All-Stars Skylar Diggins and Liz Cambage.

Williams launched his coaching career in 1983 as an assistant coach at USC where he coached standouts Cynthia Cooper, Pamela McGee, Cheryl Miller, Lisa Leslie and Tina Thompson. Williams helped lead the Trojans to back-to-back NCAA titles in 1983 and 1984 before serving as head coach from 1995-1997.

In addition to his time in Dallas, Williams previously served as head coach of the Utah Starzz from 1999-2001. Williams then spent six seasons with the Atlanta Dream, winning three WNBA Eastern Conference Championships. Williams took over Atlanta's head coach in 2012 and led the Dream to the WNBA finals in 2013.

Williams played for Boise State men's basketball program from 1976-1979 and averaged 12.0 points and 5.8 assists in his final season. The All-Big Sky Conference point guard played briefly in the NBA for the Utah Jazz before transitioning to a role on the sidelines. He also served as an advance scout for the Washington Mystics, Utah Jazz, Seattle SuperSonics and Sacramento Kings.

Off the court, Williams is an avid musician who produces jazz music under the name "Freddy Bass Williams." He has released two jazz albums titled "Game Time" and "My Gift to You." Williams is originally from Inglewood, California, but currently resides in Irving, Texas with his wife Bo and their five children.

LATRICIA TRAMMELL ASSISTANT COACH



Latricia Trammell helped lead the Sparks to a 22-12 record in her first season with the team.

Trammell was named assistant coach of the Los Angeles Sparks on Jan. 22, 2019. Trammell most recently served as an assistant coach for the San Antonio Stars in 2017 where she worked with first-round overall pick Kelsey Plum.

Trammell also served as head coach at Oklahoma State University, producing an 85-10 record with the Stars. She led the team to back-to-back NAIA Division I women's basketball national championships in 2014 and 2015, which earned her National Coach of the Year honors in those two years.

After her two titles at OCU, Trammell transitioned to Division I basketball and became an assistant coach for Georgia State from 2015-2017 before transitioning to the WNBA. Trammell holds a 255-131 overall high school and college coaching record in her 24 years on the sidelines.

The Oklahoma native debuted as a head coach when she took over the job at Western State (Colo.) University. Trammell spent five seasons with the Mountaineers and built Western State to be a top contender in the Rocky Mountain Athletic Conference. Trammell's team notched a 105-76 record and made five consecutive RMAC Shootout appearances, making the longest postseason streak in program history. Trammell is the third winningest coach at Western State University.

Trammell formally served on the WBCA National Convention Advisory Board and on the voting committee for USA Today/ESPN D-II Top 25. The Seminole, Oklahoma native is also a frequent basketball clinician and was a former player for both Seminole State College and East Central Oklahoma.

TRAINING AND OPS STAFF

COURTNEY WATSON

Director of Sports Medicine and Head Athletic Trainer



Courtney Watson holds over 18 years of professional experience in the field of Sports Medicine. She is recognized as a passionate and dedicated practitioner in sports today, all over the world. She earned her B.A. degree from UC Berkeley in 2000 and a M.S. degree in Exercise Science from the California University of Pennsylvania. In addition to studying, Watson worked in the field landing her first professional job in the WNBA and NBA Development League as the Head Athletic Trainer.

Watson began studying her craft with the WestCoast Sports Medicine Foundation and Team to Win in 2001 covering Westchester High School and some of the top high school athletes in the world. Entering her **13th season** as the Head Athletic Trainer of the WNBA's premier Los Angeles Sparks, Courtney has also advanced in athletic training positions internationally in Asia, Europe, and other countries. Specializing in health and injury management for some of the world's most elite athletes, Watson has created a solid foundation for assisting athletes in the development of their optimal performance and recovery.

While expanding her career in Sports Medicine, Watson has been recognized as a pioneer by being the first female Athletic Trainer in the sport of Boxing- consulting and training the WBO WBC WBA welterweight Champion of the World, Floyd Mayweather. Always pushing the envelope, Courtney is currently a Doctoral Candidate of Athletic Training at Arizona's A.T. Still University.

MICHAEL FISCHER

Assistant General Manager



Fischer joined the Sparks basketball operations team in 2013 having previously worked with the Minnesota Gophers, Houston Comets, Chicago Sky and Washington Mystics. Fischer was promoted to his current position in 2018 after six successful seasons with the Sparks. Fischer was instrumental in building the LA Sparks 2016 championship team and the team has made the playoffs every season he's been in the organization.

As assistant general manager, he works closely with the General Manager to manage day-to-day operations and larger team aspects, such as the WNBA Draft and scouting preparation. Fischer is also the only deaf assistant general manager in any American sports league.

THOMAS ARCHIE

Equipment Manager and Scout



Thomas Archie is a Sparks basketball operations veteran. Archie, the Sparks team equipment manager and scout, joined the organization during the WNBA's first season. Archie had previously roamed the halls of the Forum while interning with the Los Angeles Lakers before joining the Sparks' inaugural staff.

In 2001, he transitioned from team assistant to team equipment manager. He holds the same position today, although his responsibilities have expanded significantly since the early 2000s. Archie has been a beloved member of the Sparks basketball operations staff for 23 years.

KARI KORVER

Director of Basketball Operations



Kari joined the Los Angeles Sparks as the Director of Basketball Operations prior to the 2020 season. Born and raised in Los Angeles, she is excited to continue serving in womens basketball and for an organization she has watched since she was a little girl.

After playing for UCLA women's basketball from 2012-2017 and getting her BA in Communications and Sociology, she played professionally in Europe for one season. Most Recently, she was an assistant coach at the University of Northern Colorado from 2018-2020.



2020
LOS ANGELES SPARKS

2020 LA SPARKS TEAM



RESHANDA GRAY
 Position: F
 Height: 6'2"
 DOB: 6/1/93
 College: Cal-Berkeley



RIQONA WILLIAMS
 Position: G
 Height: 5'7"
 DOB: 5/28/90
 College: Miami



CANDACE PARKER
 Position: F/C
 Height: 6'4"
 DOB: 4/19/86
 College: Tennessee



TE'A COOPER
 Position: G
 Height: 5'8"
 DOB: 4/16/97
 College: Baylor



TIERRA RUFFIN-PRATT
 Position: G/F
 Height: 5'11"
 DOB: 4/11/91
 College: North Carolina



CHELSEA GRAY
 Position: G
 Height: 5'11"
 DOB: 10/8/92
 College: Duke



BRITTNEY SYKES
 Position: G
 Height: 5'9"
 DOB: 2/7/94
 College: Syracuse



MARIE GÜLICH
 Position: C
 Height: 6'5"
 DOB: 5/28/94
 College: Oregon State



SYDNEY WIESE
 Position: G
 Height: 6'0"
 DOB: 6/16/95
 College: Oregon State



NNEKA OGWUMIKE
 Position: F
 Height: 6'2"
 DOB: 7/2/90
 College: Stanford



KRISTINE ANIGWE
 Position: F
 Height: 6'4"
 DOB: 3/31/97
 College: Cal-Berkeley



SEIMONE AUGUSTUS
 Position: G/F
 Height: 6'0"
 DOB: 4/30/84
 College: LSU

COACHING STAFF



DEREK FISHER
 HEAD COACH




LATRICIA TRAMMELL
 ASSISTANT COACH



KARI KORVER
 ASSISTANT COACH



COURTNEY WATSON
 DIRECTOR OF SPORTS MEDICINE/
 HEAD ATHLETIC TRAINER



TERRANCE GAINES
 TEAM MASSAGE THERAPIST



THOMAS ARCHIE
 BASKETBALL OPERATIONS/
 SCOUT



MICHAEL FISCHER
 ASSISTANT GENERAL MANAGER

NUMERICAL ROSTER

1	Reshanda Gray	F	6'2"	3	06/10/93	California
2	Riquna Williams	G	5'7"	7	05/28/90	Miami (Fla.)
3	Candace Parker	F/C	6'4"	12	04/19/86	Tennessee
4	Te'a Cooper	G	5'8"	1	04/16/97	Baylor
10	Tierra Ruffin-Pratt	G	5'11"	7	04/11/91	North Carolina
12	Chelsea Gray	G	5'11"	5	10/08/92	Duke
15	Brittney Sykes	G	5'9"	3	02/07/94	Syracuse
21	Marie Glich	C	6'5"	2	05/28/94	Oregon State
24	Sydney Wiese	G	6'0"	3	06/16/95	Oregon State
30	Nneka Ogwumike	F	6'2"	8	07/02/90	Stanford
31	Kristine Anigwe	F/C	6'4"	1	03/31/97	California
33	Seimone Augustus	G/F	6'0"	14	04/30/84	Louisiana State

BASKETBALL OPERATIONS STAFF

Head Coach	Derek Fisher
Assistant Coach	Fred Williams
Assistant Coach	Latricia Trammell
Director of Sports Medicine/Head Trainer	Courtney Watson
Video Coordinator	Rachel Schrote
Player Development Coach	Jamal 'Dash' Lovell
Strength-and-Condition Coach	Kelly Dormandy
Team Massage Therapist	Terrance Gaines

PRONUNCIATION GUIDE

Seimone Augustus	seh-MOAN
Kristine Anigwe	ahh-nihg-WAY
Te'a Cooper	TAY-uh
Marie Glich	GOO-lish
Nneka Ogwumike	NEH-kuh Oh-gwoo-MIH-kay
Tierra Ruffin-Pratt	Tee-air-rah
Sydney Wiese	WEECE (rhymes with REESE)
Riquna Williams	rih-QUAHN-uh
Asst. Coach Latricia Trammell	TRAM-uhl



KRISTINE ANIGWE

#31 | FORWARD/CENTER

HEIGHT: 6'4

WEIGHT: 200 lbs

DATE OF BIRTH: March 31, 1997

COLLEGE: California

PRO EXPERIENCE: 1 year

ACQUIRED: The Los Angeles Sparks acquired Kristine Anigwe and a 2021 third round pick from the Dallas Wings and sent back a 2021 second round pick

CAREER HIGHLIGHTS:

- Drafted No. 9 Overall to the Connecticut Sun in the 2019 WNBA Draft

KRISTINE ANIGWE**2019 STATS - 2.4 PPG | 2.4 RPG | 0.2 APG****2019 SEASON HIGHS**

Points.....	8, vs. NYL 7/24
Field Goals.....	3, two times
3-Point Field Goals.....	N/A
Free Throws.....	4, vs. NYL 7/24
Offensive Rebounds.....	4, two times
Defensive Rebounds.....	6, vs. WAS 8/31
Total Rebounds.....	9, two times
Assists.....	3, two times
Steals.....	2, vs. WAS 8/31
Blocks.....	2, @ MIN 8/22
Minutes.....	26, @CON 9/4

CAREER HIGHS

Points.....	8, vs. NYL 7/24
Field Goals.....	3, two times
3-Point Field Goals.....	N/A
Free Throws.....	4, vs. NYL 7/24
Offensive Rebounds.....	4, two times
Defensive Rebounds.....	6, vs. WAS 8/31
Total Rebounds.....	9, two times
Assists.....	3, two times
Steals.....	2, vs. WAS 8/31
Blocks.....	2, @ MIN 8/22
Minutes.....	26, @CON 9/4

CAREER**2019 (Dallas):**

- Scored a career-high 24 points in the Sparks season opener at Las Vegas on May 26, 2019
- Career-high 11 field goals made at Las Vegas on May 26, 2019
- Returned to Russia to play with her team, missing 13 Sparks games for overseas commitments
- Averaged 7.8 points, 3.9 rebounds, and one steal in 12 minutes per game

2019 (Connecticut)

- Appeared in 17 games for the Connecticut Sun during her rookie campaign.
- Career game against New York Liberty on July 24th, scoring a season and career-high 8 points.

INTERNATIONAL

- Anigwe won two consecutive FIBA age group World Championships competing for the United States, first with the under-17s in 2014 and then with the under-19s in 2015.
- Anigwe represented USA at the World Championships U19 in Chekhov Russia in 2016. Her team won the gold medal.
- Anigwe signed to play basketball in Turkey with the Izmit Belediyespor.
- In 2020, Anigwe joined Great Britain's national team for the Olympic Qualifying Tournament in Serbia.

TRANSACTIONS

- Drafted by the Connecticut Sun from Cal Berkely in the 2019 WNBA draft with the 9th overall pick.
- The Dallas Wings acquired Kristine Anigwe from the Connecticut Sun in exchange for Theresa Plaisance.
- The Los Angeles Sparks acquired Kristine Anigwe and a 2021 third round pick from the Dallas Wings and sent back a 2021 second round pick.

OVERSEAS

- Izmit Belediyespor (2019)

COLLEGE

- In 2016, Anigwe was named the USBWA National Freshman of the Year
- In her final regular-season college game on March 3, 2019, Anigwe scored 32 points and added 30 rebounds. In doing so, she both set the Pac-12 women’s rebounding record, and became the first Division I player since 2002 to record 30 points and rebounds in a single game.
- After her senior season, Anigwe was named the 2019 Naismith Defensive Player of the Year.
- Anigwe graduated Cal Berekely with a degree in Sociology.

PERSONAL

- Born March 31st, 1997 in London, England.
- At age 17, Anigwe became a U.S. citizen in June 2014
- She and her siblings were raised in Phoenix, Arizona and attended Desert Vista High School.

REGULAR SEASON CAREER STATISTICS

Year-Team	GP	GS	MIN	-Field Goals-			-3 Field Goals-			-Free Throws-			-Rebounds-					-Averages-					
				FGM	FGA	PCT	3FGM	3FGA	PCT	FTM	FTA	PCT	OFF	DEF	TOT	AST	STL	BLK	PF	PTS	PPG	RPG	APG
2019-CON	17	0	121	11	35	.314	0	0	--	12	17	.706	14	16	30	3	6	4	17	34	2.0	1.8	0.2
2019-DAL	10	0	129	11	33	.333	0	0	--	10	15	.667	14	22	36	3	3	4	22	32	3.2	3.6	0.3
Totals	27	0	250	22	68	.324	0	0	--	22	32	.688	28	38	66	6	9	8	39	66	2.4	2.4	0.2

PLAYOFF CAREER STATISTICS

Year-Team	GP	GS	MIN	-Field Goals-			-3 Field Goals-			-Free Throws-			-Rebounds-					-Averages-					
				FGM	FGA	PCT	3FGM	3FGA	PCT	FTM	FTA	PCT	OFF	DEF	TOT	AST	STL	BLK	PF	PTS	PPG	RPG	APG
--	--	--	--	--	--	--	--	--	--	--	--	--	--	--	--	--	--	--	--	--	--	--	--
Totals	--	--	--	--	--	--	--	--	--	--	--	--	--	--	--	--	--	--	--	--	--	--	--

A portrait of Brittney Sykes, a WNBA player, smiling and holding a basketball. She is wearing a yellow jersey and a black headband with a white logo. The background is a solid purple color.

BRITTNEY SYKES

#15 | GUARD

HEIGHT: 5'9"

WEIGHT: 155 lbs

DATE OF BIRTH: February 7, 1994

COLLEGE: Syracuse

PRO EXPERIENCE: 3 years

ACQUIRED: Traded from the Dream on February 10, 2020
along with Marie Gulich in exchange for Kalani Brown

CAREER HIGHLIGHTS

- Seventh overall pick in 2017 WNBA Draft
- Named to the 2017 All-Rookie Team
- Following her Rookie season, was named to the 2018-20 national team pool on March 14, 2018
- Earned Rookie of the Month for both July and August 2017

BRITTNEY SYKES

2019 STATS - 10.2 PPG | 4.4 RPG | 2.5 APG

2019 SEASON HIGHS

Points.....	29 vs. PHX 7/7
Field Goals.....	8 vs. PHX 7/7
3-Point Field Goals.....	4 vs. NY 6/30
Free Throws.....	10 vs. PHX 7/7
Offensive Rebounds.....	2 (4 times)
Defensive Rebounds.....	9 (3 times)
Total Rebounds.....	10 (2 times)
Assists.....	6 (2 times)
Steals.....	2 (2 times)
Blocks.....	3 vs. DAL 5/24
Minutes.....	37 vs. CON 7/19

CAREER

2019 (Atlanta):

- Started in 27 of 34 games played
- Started in the final 24 games of the season
- Reached 1,000 career points at Indiana (8/10)
- Her 84 career three-pointers ranks sixth in franchise history
- Tied the WNBA record for most points in a quarter with 22 in the third at Phoenix (7/7).
- The record was previously set by Diana Taurasi in 2006, and it was the most since Elizabeth Cambage scored 20 in a quarter in 2018
- In addition to her 29-point outing at Phoenix, added on a team-high 10 rebounds for her second career double-double
- Scored in double digits 15 times and led the team in scoring on seven occasions
- Led the team in assists on eight occasions

2018 (Atlanta):

- Appeared in 29 games with 7 starts in regular season and started in 5 playoff games against Washington
- Averaged 20.7 minutes, 3.5 rebounds and 2.3 assists per game
- Had a season-high 20 points with a career-high 7 assists against Indiana (7/1)

CAREER HIGHS

Points.....	33 vs. PHX 9/3/17
Field Goals.....	12 vs. PHX 9/3/17
3-Point Field Goals.....	4 (2 times)
Free Throws.....	12 @ WAS 7/19/2017
Offensive Rebounds.....	4 (2 times)
Defensive Rebounds.....	9 (4 times)
Total Rebounds.....	13 vs. PHX 7/25/17
Assists.....	7 vs. IND 7/1/18
Steals.....	2 (7 times)
Blocks.....	3 (3 times)
Minutes.....	38 vs. CON 8/15/17

- Tied her career high of 3 blocks for the 2nd time against Dallas (5/26)
- Recorded 7 rebounds four times during the season
- Finished with double-digit scoring in 14 regular season games and four playoff games
- Playoff averages: 47.3 FG percentage, 41.3 3-point per centage, 3.6 rebounds per game, 1.6 assists per game, 0.8 steals per game, and 12.6 points per game

2017 (Atlanta):

- As a rookie, started 23 games and played in all 34
- Averaged 13.9 points per game and her 471 points was a single season record by a Dream rookie
- Scored a career high 33 points at Phoenix on (9/3)
- Finished in double-digit scoring in 24 games
- Recorded first career double-double with 20 points and 13 rebounds in overtime win vs. Phoenix (7/25)
- Named WNBA Rookie of the Month (July & August)
- Earned 2017 All-Rookie Team honors

OVERSEAS

2016-17: Petah Tikva, Israel

2017-18: OGM Orman, Turkey

2019-20: Spar Citylift Girona, Spain

TRANSACTIONS

Traded from the Dream on February 10, 2020 along with Marie Gülich in exchange for Kalani Brown

COLLEGE

- Ranks third in school history with 1,846 points scored in her collegiate career
- First in program history with 137 starts
- Ranks third in program history with 670 field goals made in her collegiate career
- Fourth in Syracuse history with 409 career free throws made
- Fourth in program history with 138 games played
- WBCA Division I Coaches All-America Honorable Mention in 2017
- Made the ACC All-Defensive Team in 2017

PERSONAL

- Full name: Brittney Sykes
- Born on February 7, 1994
- From Newark, New Jersey
- Daughter of Michael and Regina, has one sister and two older brothers
- Graduated from Syracuse with a Bachelors degree in Communications and Rhetorical Studies
- Earned a Masters degree from Syracuse in instructional design, development, and evaluation in the School of Education

REGULAR SEASON CAREER STATISTICS

Year-Team	GP	GS	MIN	-Field Goals-			-3 Field Goals-			-Free Throws-			-Rebounds-					-Averages-					
				FGM	FGA	PCT	3FGM	3FGA	PCT	FTM	FTA	PCT	OFF	DEF	TOT	AST	STL	BLK	PF	PTS	PPG	RPG	APG
2017-ATL	34	23	863	170	417	40.8	37	110	33.6	94	129	72.9	28	113	141	65	19	18	86	471	13.9	4.1	1.9
2018-ATL	29	7	600	97	236	41.1	22	82	26.8	65	98	66.3	18	84	102	68	10	18	52	281	9.7	3.5	2.3
2019-ATL	34	27	880	128	351	36.3	28	108	25.9	64	91	70.3	25	126	151	85	20	16	59	348	10.2	4.4	2.5
Totals	97	57	2343	395	1004	39.3	87	300	29.0	223	318	70.1	71	323	394	218	49	52	197	1100	11.3	4.1	2.2

PLAYOFF CAREER STATISTICS

Year-Team	GP	GS	MIN	-Field Goals-			-3 Field Goals-			-Free Throws-			-Rebounds-					-Averages-					
				FGM	FGA	PCT	3FGM	3FGA	PCT	FTM	FTA	PCT	OFF	DEF	TOT	AST	STL	BLK	PF	PTS	PPG	RPG	APG
2018-ATL	5	5	135	26	55	47.3	7	17	41.2	4	8	50.0	1	17	18	8	4	1	15	63	12.6	3.6	1.6
Totals	5	5	135	26	55	47.3	7	17	41.2	4	8	50.0	1	17	18	8	4	1	15	63	12.6	3.6	1.6



CHELSEA GRAY

#12 | GUARD

HEIGHT: 5'11"

WEIGHT: 170 lbs

DATE OF BIRTH: October 8, 1992

COLLEGE: Duke

PRO EXPERIENCE: 5 years

ACQUIRED: Traded to the Los Angeles Sparks from the Connecticut Sun in the 2016 WNBA Draft

CAREER HIGHLIGHTS:

- WNBA Champion (2016)
- WNBA All-Star (2017, 2018, 2019)
- All-WNBA First Team (2019)
- All-WNBA Second Team (2017)
- USA Basketball Pre-Olympic Training Program (2019-2020)

CHELSEA GRAY

2019 STATS - 14.5 PPG | 3.8 RPG | 5.9 APG

2019 SEASON HIGHS

Points.....	30, @ IND 8/29
Field Goals.....	11, @ IND 8/29
3-Point Field Goals.....	7, @ IND 8/29
Free Throws.....	7, @ CHI 8/16
Offensive Rebounds.....	2, vs. CHI 8/11
Defensive Rebounds.....	9, two times
Total Rebounds.....	7, three times
Assists.....	13, vs. WAS 7/7
Steals.....	5, @ NYL 7/20
Blocks.....	2, @ LVA 5/26
Minutes.....	41, @ ATL 7/14

CAREER HIGHS

Points.....	30, @ IND 8/29/19
Field Goals.....	11, two times
3-Point Field Goals.....	7, @ IND 8/29/19
Free Throws.....	8, three times
Offensive Rebounds.....	3, @ CHI 6/17/18
Defensive Rebounds.....	9, two times
Total Rebounds.....	9, @ CHI 8/30/15
Assists.....	13 vs. WAS 7/7/19
Steals.....	6, @ MN 5/20/18
Blocks.....	3, @ CHI 6/17/18
Minutes.....	48, @ CHI 8/18/16

CAREER

2019 (Los Angeles):

- Recorded the eighth triple-double in WNBA history on July 7
- On Aug. 29, tied the second most points in a quarter in WNBA history and the most points in a quarter in franchise history with 20
- Scored in double-figures 28 times this season and in each of the last 20 games of the regular season
- Recorded her 500th career assist against the Liberty on June 4
- Passed Tina Thompson with 1,569 points and entered the top-10 in Sparks scoring history on June 18
- Led Los Angeles with 21 points and eight assists in round two of the 2019 playoffs vs. Seattle and recorded her 100th career postseason assist in Game 1 of the semifinals.

2018 (Los Angeles):

- Played and started in all 34 games, averaging 14.9 points, 5.1 assists and 3.4 rebounds per game
- Finished the season ranked fourth in the league in total steals (48)
- Posted single-game career highs in points, field goals, offensive rebounds, assists, steals and blocks
- Named to her second consecutive WNBA All-Star game
- Opened the season with a game-winning buzzer-beater to give the Sparks a 77-76 win over Minnesota on May 20
- Averaged 16.5 points, 4.5 assists and 4.0 rebounds in

two playoff games

- Poured in 26 points and hit several key shots to help the Sparks eliminate Minnesota in the first round of the playoffs on Aug. 21

2017 (Los Angeles):

- Played and started in all 34 games, averaging 14.8 points, 4.4 assists and 3.3 rebounds
- Led the league in 3-point field goal percentage at 48.2 percent
- Finished sixth in the league in assists, averaging 4.4 per game
- Turned in double-digit performances in 28-of-34 games
- Logged a regular season career-high 25 points against Atlanta on May 27
- Recorded a double-double with a career-high 10 assists to go along with 20 points in a 115-106 win over Chicago on Aug. 18
- Went a career-high going 5-of-8 from beyond the arc in a win over San Antonio on Aug. 22
- Named a WNBA All-Star reserve for the first time in her career
- Averaged 15.1 points, 6.8 assists and 4.5 rebounds per game in eight playoff games as a starter
- Notched a playoff career-high 27 points going 10-of-16 from the field in an 85-84 win in Game 1 of the Finals

2016 (Los Angeles):

- Averaged 5.9 points, 2.2 assists and 1.8 rebounds primarily as a reserve in 33 played games

- Closed out the regular season with six straight double-digit games, including two games of 20 or more points
- Turned in a 23-point performance off the bench in a win over Phoenix on Sept. 12
- Averaged 5.9 points and 2.2 assists in nine playoff games during the Sparks' championship run
- Logged 20 points including 4-of-5 from beyond the arc in Game 4 of the Finals against Minnesota on Oct. 16

2015 (Connecticut):

- Appeared in 34 games as a reserve and averaged 6.9 points per game
- Finished second on the team in assists (92) and fifth on team in made threes (23)
- Had nine double-figure scoring games and hit at least one 3-pointer in 15 games
- Registered a season-high 16 points twice on June 16 against Seattle and on Sept. 9 against New York

2014 (Connecticut):

- Sat out the season rehabilitating right knee injury suffered in January of her senior year at Duke

TRANSACTIONS

- Selected by the Connecticut Sun with the 11th overall pick in the 2014 WNBA Draft
- Traded to the Los Angeles Sparks along with two first-round picks in the 2016 WNBA Draft and a first-round pick in the 2018 WNBA Draft in exchange for draft rights to Jonquel Jones and the 17th pick in the 2016 WNBA Draft

OVERSEAS

- Hapoel Rishon Le-Zion (2014-2015)
- Uni Girona CB (2015-2016)
- Abdullah Gul University Kayseri (2015-2017)
- Botaş SK (2017-2018)

PERSONAL

- Full name: Chelsea Nichelle Gray
- Born Oct. 8, 1992 in Hayward, California
- Daughter of James and Vickey Gray
- Has one brother, Javon
- Cousin, Alexis Gray-Lawson, played for the California women's basketball team and was drafted by the Washington Mystics of the WNBA
- California Miss Basketball and Gatorade Player of the Year selection in 2010
- Tallied 18 points and eight rebounds in the 2010 WBCA High School All-America game and was named Red Team MVP
- Scored 2,164 career points at St. Mary's High School
- Led St Mary's to Class 6A state championship and was named MVP of the state tournament

COLLEGE

- Averaged 11.1 points and five assists per game during her career at Duke
- Two-time all ACC First Team selection
- Played just 17 games as a senior after suffering a fractured right knee cap against Boston College
- Dislocated same knee as a junior in February of 2013, forcing her to miss last four games of regular season, the ACC and NCAA Tournaments
- First player in program history to record two triple-doubles
- Averaged 10.8 points and 7.2 assists as a senior before season ended by injury
- Broke the program record in assists as a sophomore with 201 assists
- ACC Co-Player of the Year as a junior
- Ranked 25th in program history with 1,210 career points
- Finished career with 545 assists, ranking second all-time in Duke history
- Owned four of the top five single-game assist totals in program history

REGULAR SEASON CAREER STATISTICS

Year-Team	GP	GS	MIN	-Field Goals-			-3 Field Goals-			-Free Throws-			-Rebounds-					-Averages-					
				FGM	FGA	PCT	3FGM	3FGA	PCT	FTM	FTA	PCT	OFF	DEF	TOT	AST	STL	BLK	PF	PTS	PPG	RPG	APG
2015-CON	34	0	543	86	203	.422	23	66	.348	40	49	.816	18	60	78	92	22	5	43	235	6.9	2.3	2.7
2016-LAS	33	1	540	71	157	.452	14	46	.304	39	50	.780	8	50	58	71	16	4	38	195	5.9	1.8	2.2
2017-LAS	34	34	1125	184	363	.507	53	110	.482	81	98	.827	21	92	113	151	36	8	74	502	14.8	3.3	4.4
2018-LAS	34	34	1111	193	399	.484	38	97	.392	81	97	.835	17	99	116	175	48	6	65	505	14.9	3.4	5.1
2019-LAS	34	34	1108	188	452	.416	50	131	.382	66	72	.917	14	114	128	202	33	3	49	492	14.5	3.8	5.9
Totals	169	103	4427	722	1574	.458	178	450	.395	307	366	.838	78	415	493	691	155	26	269	1929	11.4	2.9	3.5

PLAYOFF CAREER STATISTICS

Year-Team	GP	GS	MIN	-Field Goals-			-3 Field Goals-			-Free Throws-			-Rebounds-					-Averages-					
				FGM	FGA	PCT	3FGM	3FGA	PCT	FTM	FTA	PCT	OFF	DEF	TOT	AST	STL	BLK	PF	PTS	PPG	RPG	APG
2016-LAS	9	0	199	26	64	.406	9	23	.391	20	24	.833	2	13	15	25	10	0	16	81	9.0	1.7	2.8
2017-LAS	8	8	284	47	102	.461	13	39	.333	14	18	.778	2	25	27	54	11	2	17	121	15.1	3.4	6.8
2018-LAS	2	2	63	11	28	.393	6	14	.429	5	6	.833	0	8	8	9	0	1	3	33	16.5	4.0	4.5
2019-LAS	4	4	130	18	49	.367	4	12	.333	2	3	.666	1	11	12	21	5	1	8	42	10.5	3.0	5.25
Totals	23	14	676	102	243	.419	32	88	.363	41	51	.803	5	57	62	109	26	4	44	277	12.0	2.69	4.73



SEIMONE AUGUSTUS

#33 | GUARD/FORWARD

CAREER HIGHLIGHTS:

HEIGHT: 6'0

WEIGHT: 174 lbs

DATE OF BIRTH: April 30, 1984

COLLEGE: Louisiana State

PRO EXPERIENCE: 14 years

ACQUIRED: Signed as a Free Agent in 2020 offseason

- WNBA Champion (2011, 2013, 2015, 2017)
- WNBA Finals MVP (2011)
- WNBA Rookie of the Year (2006)
- All-WNBA First Team (2012)
- All-WNBA Second Team (2006, 2007, 2011, 2013, 2014)
- Western Conference All-Star (2006, 2007, 2011, 2013, 2014, 2015, 2017)
- Western Conference Player of the Month (July 2011)
- Western Conference Player of the Week (2006:1, 2008:1, 2009:1, 2010:1, 2011:3)
- Named to the WNBA's Top 20@20 Team
- Lynx career leader in points (5,479) and games played (325)
- Olympic Gold Medalist (2008, 2012, 2016)
- FIBA World Championship Gold Medalist (2014)



SEIMONE AUGUSTUS

2019 STATS - 3.8 PPG | 0.6 RPG | 1.3 APG

2019 SEASON HIGHS

Points.....	8 two times
Field Goals.....	4 vs. IND 9/1
3-Point Field Goals.....	1, two times
Free Throws.....	2 vs. PHX 9/6
Offensive Rebounds.....	1, two times
Defensive Rebounds.....	2, two times
Total Rebounds.....	2, two times
Assists.....	4, two times
Steals.....	2, two times
Blocks.....	1 vs. CHI 8/27
Minutes.....	21 vs. ATL 8/6

CAREER

2019 (Minnesota):

- Missed the first 21 games of the season recovering from an off-season knee surgery she underwent in early June
- Racked up 4 assists, 2 times
- Averaged a career-low of 3.8 points per game and a career-low for average minutes per game at 13 minutes
- Finished the season off with a career-low of 7 total rebounds
- Tied with 2018 season with .4 steals per game

2018 (Minnesota):

- Started all 33 of 33 games played
- Went 3 for 3 sinking 3-pointers vs. Indiana in mid July
- Scored a season high of 21 points vs. New York in May
- Racked up 85 total assists, a second best in her career

2017 (Minnesota):

- Wrapped up her 12th season in Minnesota by starting 32 games, her top total since playing all 34 in 2011
- Missed a pair of contests (July 30-Aug. 3) for personal reasons
- Led the Lynx with a career-high 127 assists, shattering her previous best of 83 set in 2008; she ranked 11th in the WNBA in assists (4.0 apg) and 6th in ast/TO ratio (2.82-to-1)
- Averaged a career-low 10.9 ppg but topped 50% from the field for the fifth time in her career; the 50.2% ac-

CAREER HIGHS

Points.....	39 vs. SAC 7/29/07
Field Goals.....	16 vs. SAC 7/29/07
3-Point Field Goals.....	6 vs. LAS 9/4/12
Free Throws.....	14 vs. SAN 6/9/06
Offensive Rebounds.....	4, four times
Defensive Rebounds.....	8, three times
Total Rebounds.....	9, five times
Assists.....	10, two times
Steals.....	4 vs. LAS 7/3/08
Blocks.....	3, two times
Minutes.....	43 vs. DET 6/20/08

curacy was good for 12th in the league (4th among guards)

- Also netted 2.9 rpg in 27.7 mpg while shooting 43.2% (19-for-44) from three-point range and 86.8% from the line
- Reached double figures on 18 occasions, including a season-high 19 points July 14 at Phoenix
- Tied her career high with 10 assists July 28 at Atlanta (also June 10, 2008 vs. Connecticut), en route to her second career double-double; she collected 108 ast/31 TOs in her final 25 outings (4.3 apg, 3.48-to-1 ratio)
- Chipped in four points in the 2017 All-Star Game, held July 22 in Seattle
- Claimed a game- and season-high seven rebounds June 3 at Seattle, and swiped a season-best three steals June 17 vs. Connecticut
- Sank the tie-breaking jumper with :04.3 to play May 20 at Dallas, capping an 18-point effort.

2016 (Minnesota):

- Started 29 games, her top total since 2013
- Averaged a career-low 11.2 ppg, 2.9 rpg and 2.4 apg in 26.4 mpg, shooting 46.0% from the floor, 33.3% (13-for-39) from beyond the arc and 80.4% from the FT line
- Boosted her accuracy to 51.8% (72-for-139) in her last 13 outings, and hit 45.0% (9-for-20) from beyond the arc over her last 12

- Signed a two-year contract extension on Sept. 15
- Netted 20 points Sept. 11 at San Antonio, her fourth 20+ point night of the season and extending her franchise-record career total to 108
- Sank the game-winner with :15.3 left in OT on July 17 at Dallas; she also scored the 5000th point of her WNBA career in that game
- Scored 20 points July 15 vs. New York, adding a season-best seven rebounds – including the 1000th of her career
- Tallied a season-high 21 points June 11 at Washington, one of six times she was the Lynx' top scorer
- Saw her string of made FTs halted at 43 on May 27 vs. Indiana, one shy of Candice Wiggins' club record
- Dished a season-high six assists May 18 at Chicago.

2015 (Minnesota):

- Saw her season interrupted by a pair of injuries
- Started 16 games, missing 10 after undergoing arthroscopic surgery on her right knee and the final eight due to a sprained left foot
- Averaged 13.8 ppg, 2.9 rpg and 2.4 apg in 30.0 mpg, shooting 44.0% from the floor
- Chosen for the 2015 WNBA All-Star Game, held July 25 in Connecticut, but did not play due to injury
- Had 21 points and a season-high five assists July 14 at Connecticut, her third 20+ effort of the year
- Tallied a season-best 24 points (in a season-high 37:21) June 25 at Seattle, helping the Lynx overcome an 18-point deficit to win
- Dished five assists June 21 vs. Tulsa (one of two times she led) and pulled in a season-high six rebounds June 14 at Phoenix
- The June 6 game at Indiana was the 250th of her WNBA career.

2014 (Minnesota):

- Started 24 games, missing 10 due to soreness in her left knee
- Averaged 16.5 ppg, 3.6 rpg and 2.4 apg in 31.2 mpg, the latter her highest figure since 2010
- Led all guards (12th overall) in FG accuracy at 51%, the third time she's topped 50%; she also shot 84.6% from the FT line and 33.3% from three-point range
- Converted 11 of her final 23 trey attempts, following a 1-for-13 startTallied 20+ points on five occasions, pushing her club-record career total to 101 such games, and was Minnesota's top scorer five times
- Sank the game-winning basket as time expired on Aug.

- 5 at Indiana, her first career buzzer-beater
- Hauled in a season-best eight rebounds July 31 vs. Phoenix; she dished a season-high six assists July 25 vs. San Antonio, one of three times she led
- Selected for the 2014 WNBA All-Star Game, held July 19 in Phoenix, but did not play due to injury
- Tallied a game- and season-high 26 points June 8 at Los Angeles
- Led all scorers with 25 points June 1 at San Antonio; she averaged 19.9 ppg (on 55.6% shooting) during Minnesota's season-opening seven-game winning streak
- Overtook Katie Smith (496) for 2nd place on the Lynx' all-time assist chart May 23 at Tulsa, and dished her 500th career assist May 30 at Chicago
- Sank the game-tying FG with :02.3 left in regulation May 18 vs. Connecticut; the minute total (41:37) is her highest since 2010.

2013 (Minnesota):

- Averaged 16.3 ppg and shot a career-best 51.6% from the floor
- Started 31 games, missing three (July 9-13) due to a sprained left ankle suffered July 7 vs. Phoenix
- Ranked 9th in the WNBA in scoring, 7th in FG accuracy and 8th in FT accuracy (87.9%) while logging 29.7 mpg
- Shot a career-low 29.0% from three-point range, but converted 35.1% (13-for-37) from beyond the arc in her final 16 contests after a 7-for-32 (21.9%) start
- Tallied 20+ points on eight occasions, pushing her club-record career total to 96 such outings, and was Minnesota's top scorer six times
- Her nine FT attempts Sept. 12 at Los Angeles were a season high, and her most in a road game since July 24, 2008 at Indiana
- Grabbed a season-high eight rebounds Aug. 27 at New York; she pulled in 6+ boards five times in August
- Dished a season-high six assists Aug. 22 at Connecticut, one of five times she's led; her 2.5 apg this year is the second-best of her career (2.7 in 2008)
- Scored the 4000th point of her WNBA career Aug. 16 vs. Tulsa, becoming the 19th player in league history to do so; only Diana Taurasi, Cappie Pondexter and Lauren Jackson required fewer games to reach that mark
- Finished with a season-high 29 points in that Aug. 16 vs. Tulsa; she had a team-best 26 points and six

assists (in a season-high 39:20) Aug. 11 at Chicago

- Started the 2013 WNBA All-Star Game on July 27 in Connecticut, scoring 12 points
- Matched her career best with three blocks June 14 at Tulsa; her 27 FG attempts June 8 at Washington were one short of her career high.

2012 (Minnesota):

- Played in 29 games, missing two (June 6-9) due to a strained right quadriceps and three more (Sept. 9-14) with a sprained right foot
- Ranked 9th in the league in scoring (16.6 ppg), 27th in assists (2.5 apg) and among the top 15 in all three shooting categories — 13th in FG accuracy (49.1%), 4th in three-point accuracy (a career-best 43.7%) and 11th in FT accuracy (85.2%) — while logging a career-low 28.5 mpg
- Her 45 treys made are also a career high; she ran her string of consecutive made three-pointers to eight June 27 vs. Phoenix, one shy of the WNBA record
- Closed the year by making 20 consecutive free throws (and 35 of her final 37), but dipped to 39.0% (46-for-118) from the floor over her last eight contests
- The Sept. 17 win vs. Indiana halted her run of double-figure scoring nights at 29 games
- Drilled a career-high six three-pointers Sept. 4 vs. Los Angeles, part of a game-high 23-point performance; it was her franchise-record 88th career 20+ outing (8th this year, with Minnesota going 8-0)
- Moved past Katie Smith (3605) into 1st place on the Lynx' career scoring list in the Sept. 4 game, as well, ending the season with 3684 points
- Her nine rebounds Aug. 31 vs. Tulsa tied a career best
- Tallied a game-high 23 points Aug. 25 at Atlanta, one of 13 times she was the Lynx' leading scorer
- Totaled a season-high 26 points June 21 vs. New York, adding seven rebounds and a season-best eight assists; the latter figure is her high since dealing nine vs. New York on June 24, 2008
- Collected a game-high 25 points and a season-high three steals May 24 vs. Los Angeles.

2011 (Minnesota):

- Started all 34 games for the first time since 2007 (third total)
- Again led the Lynx in scoring, averaging 16.2 ppg to rank 8th in the WNBA, while logging a team-high 29.3 mpg (18th in the league)
- Also placed among the top 12 in all three shooting

categories — FG accuracy (50.4%, 12th), three-point accuracy (41.7%, 9th) and FT accuracy (86.5%, 10th) — to become only the third player in league history to post a 50/40/85 season (Lauren Jackson, 2007; Penny Taylor, 2010)

- Named Western Conference Player of the Month for July, the first such honor of her career; she tallied 19.0 ppg (54.9%) and 3.6 rpg in eight July outings
- Earned Western Conference Player of the Week recognition three times (July 25, Aug. 8, Aug. 29), hiking her career total to seven
- Was Minnesota's leading scorer on 17 occasions, reaching double figures 30 times
- Went over the 3000-point mark Aug. 9 at Phoenix, doing so in her 151st WNBA game to tie Diana Taurasi for the fastest ever to 3000
- Finished with a season-high 26 points in that Phoenix game, one of nine 20+ efforts
- Collected nine points and three assists in the 2011 WNBA All-Star Game, held July 23 in San Antonio.

2010 (Minnesota):

- Averaged 16.9 ppg (ranking 8th in the WNBA) but shot a career-low 42.9% from the floor
- Started the final 25 games, having missed the first nine after undergoing abdominal surgery on Apr. 24; Minnesota went 11-14 with her in the lineup, following a 2-7 start
- Ranked 3rd in the league in minutes played (33.3 mpg) and 32nd in three-point accuracy (33.6%)
- Tallied 20+ points on 10 occasions (the Lynx were 8-2)
- Made her 1000th career FG on Aug. 10 at San Antonio
- Scored the 2500th point of her career Aug. 1 vs. Seattle, reaching that mark in her 120th career game; only Cynthia Cooper (117) required fewer contests
- Tallied 36 points July 24 vs. Phoenix, her lone 30+ effort of the year and the 13th of her career; Katie Smith held the previous club record with 12
- Matched her career high with five treys July 24 vs. Phoenix (also June 18 vs. Tulsa)
- Named the WNBA's Western Conference Player of the Week for June 14-20

2009 (Minnesota):

- Saw her fourth WNBA campaign cut short after suffering a torn anterior cruciate ligament in her left knee June 17 at Phoenix
- She underwent surgery on July 7, and was sidelined for the final 28 games
- Appeared in six games prior to the injury, averaging

21.0 ppg and 4.2 rpg while shooting a blistering 57.0% from the floor — including 64.3% (9-for-14) from three-point range — and 90.5% from the FT line in 29.7 mpg

- Named a member of USA Basketball's 2009-12 Women's National Team on Aug. 17
- Racked up a pair of 30-point nights (June 10 vs. Los Angeles, June 16 at Sacramento), boosting her career tally to 12 games with 30+ and matching Katie Smith's franchise record in that category
- Named the Western Conference Player of the Week on June 15, the third such honor of her career

2008 (Minnesota):

- Ranked as the WNBA's 3rd-leading scorer at 19.1 ppg
- Started all 31 of her appearances, missing the first game of her WNBA career when a sprained toe on her right foot sidelined her June 28 at San Antonio
- Also missed the season's final two games (Sept. 12-14) after sustaining a mild concussion Sept. 9 vs. Indiana
- Left that contest in the first quarter, snapping her streak of 88 consecutive double-figure scoring nights, the second-longest such run in WNBA history (Cynthia Cooper, 92)
- Scored her 2000th career point July 27 vs. Los Angeles, reaching the mark in her 93rd contest; only Cooper (90) accomplished that feat in fewer games
- Earned Western Conference Player of the Week honors on June 2, her second career award
- Was Minnesota's top scorer 19 times, with 15 games of 20+ points and nine of 25+, and also led in assists on seven occasions
- Poured in a season-high 30 points July 19 at San Antonio, her 10th career 30+ night; she sank 11 straight FG attempts during the game, one short of her own franchise record

2007 (Minnesota):

- Started all 34 games, ranking 2nd (behind only Lauren Jackson) in scoring at 22.6 ppg; her 769 total points surpassed her own franchise record (744 in 2006) and marked the second-highest total in league annals (Diana Taurasi 860, 2006)
- Earned Second Team All-WNBA honors and finished eighth in the league's Most Valuable Player balloting
- Became the first player since 1997 (Cynthia Cooper and Eva Nemcova) to finish among the league's top 10 in scoring and all three shooting categories — 4th in FG accuracy (50.8%), 5th in three-point accuracy (41.9%) and 7th in FT accuracy (87.3%)
- Tallied 20+ a club-record 23 times, breaking Katie Smith's previous mark (21 in 2001)
- Erupted for a career-high 39 points July 29 at Sacramento, her

third 30+ effort of the season and equaling the 9th-best single-game total in WNBA history; the 16 FGM also broke the club record she shared with Smith

- Contributed eight points, seven rebounds, two assists and two steals in the 2007 WNBA All-Star Game, played July 15 in Washington, D.C.
- Scored her 1000th career point June 16 vs. Los Angeles (doing so in her 46th game), and crossed the 1500-point plateau in the Aug. 19 finale vs. San Antonio
- Set a WNBA single-game record for FG accuracy with her 11-for-11 effort June 8 at L.A

2006 (Minnesota):

- Capped off her first season in Minnesota by garnering Rookie of the Year honors and being named to the All-WNBA Second Team
- Started all 34 games, tallying 21.9 ppg; she ranked 2nd in the league in scoring, becoming one of just 10 players in WNBA history to average 20+ ppg over a season
- Broke Katie Smith's franchise single-season scoring record (739 points, 2001) in the Aug. 13 finale at Los Angeles
- Also set club records for FGs made (283) and attempted (620)... Was Minnesota's top scorer 27 times, tallying 20+ points on 20 occasions
- Registered six games with 30 or more, making her the third player in WNBA history to accomplish that feat (Taurasi, Cynthia Cooper)
- Scored a season-high 32 points (including a franchise-record 17 in the 3rd quarter) July 30 at New York; she also tallied 32 points vs. San Antonio (July 9), vs. Phoenix (June 18) and vs. Seattle (June 14)
- Was the Western Conference's top scorer with 16 points in the 2006 WNBA All-Star Game, held July 12 in New York
- Her 28 FGAs June 24 vs. New York are a club single-game high, eclipsing her own mark (26 vs. Seattle, June 14)
- Named WNBA Player of the Week on June 5, the first Minnesota player to be honored since Smith.

INTERNATIONAL

2016: Earned her third Olympic gold medal with Team USA on Aug. 20 in Rio de Janeiro; she averaged 6.8 ppg (56.3%), 3.3 rpg and 3.3 apg in eight games

2014: Earned gold at the 2014 FIBA World Championship, averaging 9.3 ppg, 3.7 rpg and 1.7 apg

2012: Won gold at the 2012 Summer Olympics in London; she averaged 7.8 ppg (43.1%) and 2.5 rpg in eight contests for Team USA

2010: Trained with the USA Basketball Women's National Team in preparation for the 2010 FIBA World Championship for Women, but did not make the final roster

2008: A member of the gold medal-winning Team USA at the 2008 Summer Olympics in Beijing, China where she averaged 7.9 ppg (.466 percent), 2.3 rpg and 1.4 apg in eight appearances (17.8 mpg)

2007: Won a gold medal at the 2007 FIBA Americas Championship in Chile, tallying 10.6 ppg (57.1%) and 2.2 rpg in five appearances

2006: Earned a bronze medal at the 2006 FIBA World Championships in São Paulo, Brazil, scoring 4.8 ppg (51.6%) in eight contests

2005: Member of USA Basketball's gold-medal-winning 2005 World University Games squad (held in Izmir, Turkey)

2003: A member of the 2003 United States World Championship for Young Women Gold Medal team
Named the tournament MVP after averaging 10.6 ppg, 3.8 rpg and 2.4 spg.

PERSONAL

- Born Apr. 30, 1984, in Baton Rouge, La.
- The daughter of Kim and Seymore Augustus
- Ranked 6th among 214 student in the senior class at Capitol H.S. in Baton Rouge, carrying a 3.71 GPA in accelerated classes
- Volunteered at the Gus Young Center in Baton Rouge
- Received the "Community Service Award" during the 2001 NAACP Freedom Fund Banquet
- Enjoys video games, fashion and classic cars, including Chevy Impalas from the 1960s
- Named Star Tribune's Sportsperson of the Year for 2011 after leading the Lynx to their first championship in franchise history.

TRANSACTIONS

- Signed by the Los Angeles Sparks as a Free Agent in 2020
- Selected by Minnesota in the 1st round (1st overall) of the 2006 WNBA Draft
- Signed to a three-year contract on Apr. 19, 2006
- Re-signed to a four-year contract on Feb. 9, 2010
- Re-signed to a three-year contract extension on Sept. 13, 2013
- Re-signed a two-year contract extension on Sept. 15, 2016.

COLLEGE

- Became the first female athlete at LSU to have jersey retired when on Jan. 24, 2010, the program hung her #33 jersey from the rafters of the Maravich Center, joining the likes of Pete Maravich, Bob Pettit, Rudy Macklin and Shaquille O'Neal
- Scored 10+ points in 132 of 140 career games (the most in NCAA history), including a school-record 97 straight games
- Ended her career at LSU as the school's 2nd-leading scorer (5th in the SEC) all time with 2,702 points
- 2005-06: Named the National Player of the Year by the Associated Press
- Won the State Farm Wade Trophy, the Naismith Award and the John R. Wooden Award as the nation's top player
- Named first-team All-American by the AP, the USBWA and the Wooden Award, and earned Kodak All-America honors for the third straight year
- Received the Senior C.L.A.S.S. Award
- Named the SEC Player of the Year and earned first-team All-SEC honors by the coaches and the A.P.
- Finished the season as the NCAA scoring leader with 22.7 ppg
- Joined the 2006 USA Basketball Women's Senior National Team at the Opals World Challenge in Australia following the WNBA Draft
- 2004-05: Won the State Farm Wade Trophy, the Naismith Award and the John R. Wooden Women's Award as the nation's top player
- Named National Player of the Year by the USBWA and the A.P.
- Named the 2004-05 Honda Sports Award winner for basketball
- Received the Victor Award as the top female collegiate basketball player
- Earned WBCA/Kodak All-America for the second straight year, and was a first-team All-America selection by the Wooden Award, the USBWA and the A.P.
- Named SEC Player of the Year by the coaches and the A.P.
- A unanimous first-team All-SEC selection by the coaches and the A.P.
- Finished the year ranked 2nd in the SEC (10th in the NCAA) in scoring (20.1 ppg), 6th in FG percentage (.539) and 2nd in FT percentage (.869)
- 2003-04: Named Kodak All-American by the WBCA and third-team All-American by the A.P.
- Named first-team All-SEC by the coaches and the A.P.
- Named the USA Basketball Female Athlete of the Year
- Ranked 4th in points in a season by a sophomore with 679 (19.4 ppg)
- Became the 23rd player in school history to reach 1,000 career points and the eighth to accomplish the feat in two seasons on Feb. 26 vs. Mississippi
- 2002-03: Named the National Freshman of the Year by the USBWA, Basketball Times, www.WOMENSCOLLEGE-HOOPS.com and Gballmag.com
- SEC Freshman of the Year by both the coaches and the A.P.
- Second-Team All-American by Basketball Times
- Her 88.8% FT percentage was the best single-season mark in school history.

OVERSEAS

2015-16:

- Returned for her third consecutive season with Dynamo Kursk in Russia, averaging 9.5 points, 4.5 rebounds and 2.1 in 13 Premier League games
- Played in 12 EuroLeague games, averaging 10.3 points, 3.3 assists and 3.2 rebounds

2014-15:

- Returned to Dynamo Kursk in Russia, averaging 13.1 points, 4.1 rebounds and 2.8 assists in 18 Premier League games
- Played 17 EuroLeague games, averaging 13.6 points, 4.7 rebounds and 2.9 assists per game

2013-14:

- Played for Dynamo Kursk, averaging 14.9 points, 3.4 rebounds and 2.6 assists in 22 Premier League games
- Appeared in 12 EuroCup games, averaging 14.1 points, 4.7 rebounds and 1.8 assists per game

2012-13:

- Played with Sparta&K Moscow Region for the second straight season, averaging 14.6 points, 3.9 rebounds and 2.5 assists in 25 Premier League games
- Appeared in 15 EuroLeague games, averaging 13.6 points, 3.5 rebounds and 2.7 assists per game

2011-12:

- Played for Sparta&K Moscow Region in the Russian League
- Appeared in 19 EuroLeague games with Sparta&K,

- averaging 16.9 points, 4.6 rebounds and 2.0 assists per game
- Led Sparta&K to a 6th place finish in EuroLeague play
- Appeared in 26 games during Russian League play
- Averaged 13.1 points, 3.8 rebounds and 1.7 assists per game
- Led Sparta&K to a second place finish in Russian League play

2010-11:

- Returned to Galatasaray
- In 12 EuroLeague games, averaged 13.8 points and 3.1 rebounds per game
- Played in 34 games in the Turkish League, averaging 14.5 points per game while shooting 49.0 percent from the floor

2009-10:

- Did not play overseas in order to rehabilitate a knee injury suffered during the 2009 WNBA season

2008-09:

- Appeared in 41 games for Istanbul-based Galatasaray

- In 26 games in the Turkish League, averaged 16.2 ppg and 4.1 rpg while shooting 51.0 percent from the floor
- Led Galatasaray to the EuroCup Championship, averaging 20.0 ppg and 4.6 rpg in 15 games
- Named EuroCup Player of the Year for her efforts

2007-08:

- Played for Dynamo Moscow in the Superleague and EuroLeague, posting 16.8 ppg, 5.0 rpg and 2.1 apg in 11 EuroLeague contests while shooting 49.4% from the floor and 15.5 ppg, 3.7 rpg and 1.9 apg while shooting 50.9% in 17 Superleague games

2006-07:

- Played for Dynamo Moscow in the Superleague and EuroCup, tallying 13.6 ppg and 3.7 rpg while shooting 4.6% from the floor and 40.3% from long range in 39 outings
- Sparked Dynamo to the EuroCup championship on Apr. 11, as well as a second-place finish in the Russian Superleague's regular season

REGULAR SEASON CAREER STATISTICS

Year-Team	-Field Goals-			-3 Field Goals-			-Free Throws-			-Rebounds-				-Averages-									
	GP	GS	MIN	FGM	FGA	PCT	3FGM	3FGA	PCT	FTM	FTA	PCT	OFF	DEF	TOT	AST	STL	BLK	PF	PTS	PPG	RPG	APG
2006-MIN	34	34	1127	283	620	45.6	30	85	35.5	148	165	89.7	15	113	128	50	21	18	58	744	21.9	3.8	1.5
2007-MIN	34	34	1093	296	583	50.8	26	62	41.9	151	173	87.3	37	99	136	79	41	21	58	769	22.6	4.0	2.3
2008-MIN	31	31	1042	233	496	47.0	20	63	31.7	105	118	89.0	28	92	120	83	32	12	46	591	19.1	3.9	2.7
2009-MIN	6	6	178	49	86	57.0	9	14	64.3	19	21	90.5	4	21	25	9	12	3	5	126	21.0	4.2	1.5
2010-MIN	25	25	832	176	410	42.9	36	107	33.6	34	51	66.7	9	72	81	47	17	7	33	422	16.9	3.2	1.9
2011-MIN	34	34	997	231	458	50.4	25	60	41.7	64	74	86.5	19	101	120	75	30	15	41	551	16.2	3.5	2.2
2012-MIN	29	29	826	192	391	49.1	45	103	43.7	52	61	85.2	16	89	105	72	27	6	31	481	16.6	3.6	2.5
2013-MIN	31	31	922	213	413	51.6	20	69	29.0	58	66	87.9	24	74	98	76	18	18	33	504	16.3	3.2	2.5
2014-MIN	24	24	749	170	333	51.1	12	36	33.3	44	52	84.6	13	74	87	58	10	2	23	396	16.5	3.6	2.4
2015-MIN	16	16	481	96	218	44.0	3	23	13.0	26	26	100.0	9	37	46	39	9	5	17	221	13.8	2.9	2.4
2016-MIN	29	29	765	138	300	46.0	13	39	33.3	37	46	80.4	14	70	84	71	15	11	43	326	11.2	2.9	2.4
2017-MIN	32	32	886	148	295	50.2	19	44	43.2	33	38	86.8	13	81	94	127	18	3	32	357	10.9	2.9	4.0
2018-MIN	33	33	864	156	334	46.7	21	66	31.8	24	34	70.6	5	55	60	85	14	8	32	357	10.8	1.8	2.6
2019-MIN	12	7	156	20	64	31.3	2	12	16.7	3	4	75.0	2	5	7	15	5	1	5	45	3.8	0.6	1.3
Totals	370	365	10918	2401	5001	48.0	281	783	35.9	798	929	85.9	208	983	1191	886	269	130	457	5881	15.9	3.2	2.4

PLAYOFF CAREER STATISTICS

Year-Team	-Field Goals-			-3 Field Goals-			-Free Throws-			-Rebounds-				-Averages-									
	GP	GS	MIN	FGM	FGA	PCT	3FGM	3FGA	PCT	FTM	FTA	PCT	OFF	DEF	TOT	AST	STL	BLK	PF	PTS	PPG	RPG	APG
2011-MIN	8	8	264	69	131	52.7	7	16	43.8	31	35	88.6	4	32	36	30	7	5	12	176	22.0	4.5	3.8
2012-MIN	9	9	315	61	143	42.7	10	34	29.4	29	36	80.6	6	39	45	19	14	3	5	161	17.9	5.0	2.1
2013-MIN	7	7	224	53	98	54.6	3	9	33.3	13	19	68.4	1	26	27	10	8	5	7	122	17.4	3.9	1.4
2014-MIN	5	5	171	35	79	44.3	3	12	25.0	20	24	83.3	6	10	16	12	5	1	7	93	18.6	3.2	2.4
2015-MIN	10	10	344	55	145	37.9	2	14	14.3	16	21	76.2	9	21	30	25	9	3	13	128	12.8	3.0	2.5
2016-MIN	8	8	215	33	84	39.3	3	12	25.0	20	23	87.0	5	18	23	26	7	2	16	89	11.1	2.9	3.3
2017-MIN	8	8	254	48	98	49.0	10	19	52.6	5	10	50.0	5	33	38	28	3	4	13	111	13.9	4.8	3.5
2018-MIN	1	1	24	2	7	28.6	0	1	00.0	1	2	50.0	1	2	3	2	0	0	1	5	5.0	3.0	2.0
2019-MIN	1	0	21	3	11	27.3	0	1	00.0	0	0	--	1	2	3	0	1	1	1	6	6.0	3.0	0.0
Totals	57	56	1833	359	796	45.1	38	118	32.2	135	170	79.4	38	183	221	152	54	24	88	891	15.6	3.9	2.7

A portrait of Marie Gulich, a blonde woman with long hair, wearing a yellow basketball jersey with "EquiTrust" and a purple logo. She is holding a Spalding basketball in her right hand. The basketball is orange and white with "SPALDING" and "Cathy Engelbert COMMISSIONER" printed on it. The background is a solid dark blue.

MARIE GÜLICH

#21 | CENTER

HEIGHT: 6'5

WEIGHT: 205

DATE OF BIRTH: May 28, 1994

COLLEGE: Oregon State

PRO EXPERIENCE: 2 years

ACQUIRED: Traded to the Los Angeles Sparks on February 10,

2020 along with Brittney Sykes in exchange for Kalani Brown

CAREER HIGHLIGHTS:

- Has appeared in 54 games with one start
- Career totals include 136 points, 107 rebounds, 29 blocks and 21 assists
- Posted her first career double-double with 15 points and 12 rebounds against Las Vegas on August 13, 2019

MARIE GÜLICH

2019 STATS - 3.3 PPG | 2.7 RPG | 0.6 APG

2019 SEASON HIGHS

Points.....	15 vs. LVA 8/13
Field Goals.....	6 vs. LVA 9/5
3-Point Field Goals.....	2 (2 times)
Free Throws.....	3 vs. LVA 8/13
Offensive Rebounds.....	4 (4 times)
Defensive Rebounds.....	8 vs. LVA 8/13
Total Rebounds.....	8 vs. LVA 8/13
Assists.....	3 (2 times)
Steals.....	1 (5 times)
Blocks.....	3 vs. LAS 9/3
Minutes.....	28 vs. LVA 8/13

CAREER HIGHS

Points.....	15 LVA 8/13/19
Field Goals.....	6 vs. LVA 9/5/19
3-Point Field Goals.....	2 (2 times)
Free Throws.....	3 @ LV 8/13/2019
Offensive Rebounds.....	4 (4 times)
Defensive Rebounds.....	8 vs. LVA 8/13/19
Total Rebounds.....	8 vs. LVA 8/13/19
Assists.....	3 (2 times)
Steals.....	1 (6 times)
Blocks.....	3 vs. LAS 9/3
Minutes.....	28 vs. LVA 8/13/19

CAREER

2019 (Atlanta):

- Appeared in 31 of the Dream's 34 games with one start
- Averaged 11.2 minutes per game, 3.3 points per game and 2.7 assists per game, more than doubling her 2018 averages
- Earned her first career start against Chicago (8/20), leading the team with five attempted free throws and two offensive rebounds
- Posted her first career double-double with 15 points and 12 rebounds (both career-high records), playing for a career-high 28 minutes at Las Vegas (8/13). Her four offensive rebounds, eight defensive rebounds, 12 total boards and two made three-pointers all led the team
- Led the team with a career-high three blocks against Los Angeles (9/3)

2018 (Phoenix):

- Appeared in 23 games
- Averaged 5 minutes per game with 1 rebound and 1.6 points per game
- Recorded her first WNBA points from the free throw line in the Mercury's season opener on May 18 against Dallas
- Scored a season-high six points on August 10 against

- Indiana in ten minutes while shooting 60% from the field
- Ended the season with averages of 1.5 points and 1.0 rebounds in 5.0 minutes of play

TRANSACTIONS

- Selected 12th overall by the Phoenix Mercury in the 2018 WNBA Draft
- Traded to the Dream during the 2019 WNBA Draft for Atlanta's first round pick, Brianna Turner
- Traded to the Los Angeles Sparks on February 10, 2020 along with Brittney Sykes in exchange for Kalani Brown

PERSONAL

- Daughter of Nelly and Johannes Gülich
- Has two siblings, Martin and Theresa
- Favorite athlete growing up was Dirk Nowitzki
- Enjoys making friends and traveling

COLLEGE

- Averaged 17.5 points and 9.1 rebounds in 34 games during her senior season after averaging under 10 points in each of her first three collegiate seasons
- Ranked third in the nation in field goal percentage at 65.2 percent (second best percentage in Pac-12 history) during the 2017-18 season and fifth in blocks
- Named the media's Co-Pac-12 Defensive Player of the Year following her senior season
- Two-time All-Pac-12 Team selection during her time at Oregon State
- Finished her career ranked third on the program's all-time blocks list, fourth in career field goal percentage and fifth in rebounds

OVERSEAS

- 2019-20: Arka Gdynia, Poland
- 2018-19: Reyer Venezia Mestre, Italy
- Represented Germany in the 2019 Women's EuroBasket Qualifiers in November, 2018...posted a 24-point, 7-rebounds performance in the team's 78-52 win over Switzerland on November 21, 2018
- Represented Germany at the FIBA U18 'B' European Championships for Women in 2012 and 2011
- Helped Germany finish eighth overall during the 2012 FIBA U18 'B' European Championships, averaging 6.0 points, 6.1 rebounds, and 1.1 blocks per game
- Averaged 3.6 points and 3.0 rebounds per game during the 2011 FIBA U18 'B' European Championships
- Led Germany in scoring and blocks at the 2010 U16 'B' European Championships for Women, averaging 12.4 points and 2.3 blocks

REGULAR SEASON CAREER STATISTICS

Year-Team	GP	GS	MIN	-Field Goals-			-3 Field Goals-			-Free Throws-			-Rebounds-					-Averages-					
				FGM	FGA	PCT	3FGM	3FGA	PCT	FTM	FTA	PCT	OFF	DEF	TOT	AST	STL	BLK	PF	PTS	PPG	RPG	APG
2018 - PHO	23	0	115	14	29	48.3	--	--	--	6	8	75.0	9	13	22	2	1	6	18	34	1.5	1.0	0.1
2019 - ATL	31	1	349	39	108	36.1	8	25	32.0	16	22	72.7	35	50	85	19	5	24	62	102	3.3	2.7	0.6
Totals	54	1	464	53	137	38.7	8	25	32.0	22	30	73.3	44	63	107	21	6	30	80	136	2.5	2.0	0.4

PLAYOFF CAREER STATISTICS

Year-Team	GP	GS	MIN	-Field Goals-			-3 Field Goals-			-Free Throws-			-Rebounds-					-Averages-					
				FGM	FGA	PCT	3FGM	3FGA	PCT	FTM	FTA	PCT	OFF	DEF	TOT	AST	STL	BLK	PF	PTS	PPG	RPG	APG
--	--	--	--	--	--	--	--	--	--	--	--	--	--	--	--	--	--	--	--	--	--	--	--
Totals	--	--	--	--	--	--	--	--	--	--	--	--	--	--	--	--	--	--	--	--	--	--	--



NNEKA OGWUMIKE

#30 | FORWARD

HEIGHT: 6'2"

WEIGHT: 174 lbs

DATE OF BIRTH: July 2, 1990

COLLEGE: Stanford

PRO EXPERIENCE: 8 years

ACQUIRED: Selected by the Los Angeles Sparks No. 1 overall in the 2012 WNBA Draft

CAREER HIGHLIGHTS:

- WNBA Most Valuable Player (2016)
- WNBA Champion (2016)
- WNBA All-Star (2012, 2014, 2015, 2017, 2018, 2019)
- All-WNBA First Team (2016)
- All-WNBA Second Team (2014, 2017, 2019)
- WNBA All-Defensive Team (2015, 2016, 2017, 2019)
- WNBA Rookie of the Year (2012)
- No. 1 overall pick in the 2012 WNBA Draft (Los Angeles)

NNEKA OGWUMIKE

2019 STATS - 16.1 PPG | 8.8 RPG | 1.8 APG

2019 SEASON HIGHS

Points.....	31, vs. WAS 7/7
Field Goals.....	11, vs. WAS 7/7
3-Point Field Goals.....	5, vs. WAS 7/7
Free Throws.....	9, vs. DAL 7/18
Offensive Rebounds.....	6, two times
Defensive Rebounds.....	12, vs. CON 5/31
Total Rebounds.....	15, two times
Assists.....	5, @ ATL 7/23
Steals.....	6, @ IND 7/12
Blocks.....	2, five times
Minutes.....	37, vs. DAL 7/18

CAREER HIGHS

Points.....	38, vs. ATL 6/30/16
Field Goals.....	13, two times
3-Point Field Goals.....	5, vs. WAS 7/7
Free Throws.....	14, vs. WAS 9/3/15
Offensive Rebounds.....	12, vs. IND 7/12/12
Defensive Rebounds.....	14, two times
Total Rebounds.....	20, vs. IND 7/12/12
Assists.....	8, two times
Steals.....	6, two times
Blocks.....	5, vs. ATL 6/30/16
Minutes.....	47, vs. CHI 8/18/17

CAREER

2019 (Los Angeles):

- Passed DeLisha Milton-Jones on Aug. 27 to become the third leading scorer in Sparks history behind Candace Parker (2nd) and Lisa Leslie (1st)
- Earned WNBA Player of the Month for July 2019
- Earned WNBA Player of the Week honors twice
- Recorded twelve double-doubles, third most in the WNBA
- Averaged 8.8 rebounds per game, ranked fourth in the league
- Tied for second in defensive win shares and ranked third in offensive win shares, making her the only player in the top 3 in both categories in 2019
- Ranked first in the WNBA in defensive rating, fifth in total steals and fourth in rebounds per game
- Recorded her 8th playoff double-double in Game 1 of the semifinals in Connecticut
- Semifinals Game 2: passed Diana Taurasi for 18th all-time in postseason rebounds and moved to tied for 16th all-time in Game 3 (271)
- Earned 2019 Kim Perrot Sportsmanship award
- Named a WNBA All-Star for the sixth time
- Instrumental in the recent WNBA Collective Bargaining Agreement Negotiations

2018 (Los Angeles):

- Played and started in 27 games, averaging 15.5 points

per game, 6.8 rebounds and 2.0 assists

- Missed seven games in addition to the All-Star game due to a back injury and illness
- Scored in double-figures in 26 out of the 27 games
- Logged a season-high 25 points going 11-of-13 from the field in a win over Indiana on May 22
- Ogwumike won the 2018 WNBA Community Assist Award, recognizing her efforts in community service, working with children and taking on a leadership role off the court
- Averaged 13.5 points, 4.0 rebounds and 1.6 steals during the playoffs when the Sparks reached the second round

2017 (Los Angeles):

- Was named to the WNBA All-Star roster, All-WNBA Second Team and WNBA All-Defensive Team
- Played and started in 34 games, averaging 18.8 points, 7.7 rebounds and 2.1 assists per game
- Finished 3rd in the league in steals, averaging 1.85 per game
- Notched 10 double-doubles on the season and logged 20 points or more in 19 games
- Finished fifth in the league in field goal percentage, shooting 56.1 percent from the field
- Turned in a season-high 32 points in a win over Chicago on Aug. 18
- Averaged 14.0 points, 8.8 rebounds and 2.1 steals during the Sparks' Finals run during the playoffs

2016 (Los Angeles):

- Named WNBA Most Valuable Player
- Named to the All-WNBA First Team, the All-Defensive First Team and the All-Star roster
- Played and started in 33 games, averaging 19.7 points, 9.1 rebounds, 3.1 assists and 1.2 blocks per game
- Shot a career-high 66.5 percent from the field, 61.5 percent from 3-point range and 86.9 percent from the charity stripe
- Led the league in field goal percentage which marked the second highest percentage in WNBA history
- Set a WNBA record for consecutive field goals made (23) and most field goals in a game without a miss on June 11 against Dallas (12)
- Notched 18 games of 20 or more points, including seven straight from June 30 to July 17
- Scored 30 or more points two times and recorded and 14 double-doubles
- Registered a career-high 38 points against Atlanta on June 30
- Averaged 17.9 points, 9.3 rebounds and 2.0 steals per game during the Sparks' championship run
- Grabbed an offensive rebound to knock down the game-winning jumper with 3.1 seconds left in Game 5 of the Finals to help the Sparks win 76-75 against Minnesota on Sept. 28

2015 (Los Angeles):

- Selected as WNBA All-Star for third consecutive season
- Averaged 16.5 points, 7.3 rebounds, 2.1 assists and 1.1 steals per game in 23 regular season games played
- Led the league in minutes played at 34.1 minutes per game and ranked fourth in field goal percentage shooting 52.5 percent from the field
- Averaged a double-double with 17.8 points and 10.1 rebounds per game in her first 11 contests
- Logged a season-high 27 points against San Antonio on July 2
- Missed 10 games of the regular season due to injury from June 6 through June 21 and from August 18 through August 30
- Averaged 11.7 points, 4.3 rebounds and 2.0 assists in three games played of the Western Conference Semifinals

2014 (Los Angeles):

- Started all 33 games played, averaging 15.8 points, 7.1 rebounds and 1.5 assists per game
- Finished eighth in league in scoring average, 10th in

- field goal percentage (.520), ninth in free throw percentage (.873) and seventh in steals per game (1.76)
- Posted eighth double-double of the season with 14 points, 12 rebounds and a career-high eight assists against Atlanta on Aug. 8
- Scored season-high 35 points – including 24 in first half – against Tulsa on Aug. 5
- Averaged 11.7 points, 4.3 rebounds and 2.0 steals per game during the Western Conference Semifinals against Minnesota

2013 (Los Angeles):

- Played and started in all 34 games, averaging 14.6 points, 7.6 rebounds and 1.5 steals per game
- Finished second in the league in field goal percentage shooting 56.6 percent from the field
- Led the Sparks with 10 double-doubles, including three consecutive from Aug. 27 to Sept. 2
- Finished third in the WNBA in total offensive rebounds (95) and fifth in offensive rebounds per game (2.8)
- Scored a season-high 25 points to go along with 11 rebounds in an 85-84 win over Minnesota on Sept. 12
- Started all three playoff games and averaged 12 points and 11.7 rebounds in the Western Conference Semifinals
- Tallied a playoff career-high 14 rebounds in Game 1 of the series against Phoenix

2012 (Los Angeles):

- Named 2012 WNBA Rookie of the Year
- Started all 33 games and averaged 14.0 points, 7.5 rebounds, 0.9 blocks and logged nine double-doubles – leading all rookies in each category
- Finished season ranked second among all rookies shooting 53.3 percent from the field
- Recorded first double-double with 25 points and 12 rebounds against Phoenix on June 8
- Logged the WNBA's 12th 20-20 game in league history and tied the record for offensive rebounds in a game (12) against Indiana on July 12
- Scored 20 or more points seven times including a career-high 30 points and 11 rebounds against Chicago on Sept. 13
- Started all four postseason games and averaged 9.0 points and 5.3 rebounds in 25.5 minutes of action against San Antonio and Minnesota

INTERNATIONAL

- Was a member of the USA Women's U18 team which won the gold medal at the FIBA Americas Championship in Buenos Aires, Argentina in 2008
- Started all five contests in the team's championship run, averaging a team-high 12.6 points and a team-high 8.0 rebounds per game
- Competed with the USA Women's U19 team in 2009, helping the team bounce back from an opening-round loss to eventually capture the gold medal against Spain at the U19 World Championships
- Started all nine games, led the team in scoring with 13.6 per game and won the 2009 FIBA U19 World Cup MVP
- The youngest member of the 2010 USA Select Team that trained with and scrimmaged against the 2010 USA National Team in Connecticut in April 2010
- Member of the 2011 USA World University Games Team that finished with a 6-0 record and won gold in Shenzhen, China
- Member of the 2014 USA World Championship Team that compiled a 6-0 mark and claimed gold in Istanbul; aided the team to a 4-1 record in exhibition play
- Named as a finalist for the 2016 U.S. Olympic Basketball Team on Jan. 25, 2016
- A member of the 2014-16 USA National Team and participated in USA minicamps in Feb. 2016 and May 2015
- Accepted an invitation to the 2017 USA Women's National Team training camp Sept. 30 through Oct. 2 in Santa Barbara, California, but advanced to the WNBA Finals and was not available to participate
- Helped lead Team USA to the 2018 FIBA World Cup gold medal and a perfect 6-0 slate, averaging 7.5 points and 3.2 rebounds per game

TRANSACTIONS

- Selected by the Los Angeles Sparks in the first round with the first overall pick in the 2012 WNBA Draft.

OVERSEAS

- CCC Polkowice (2012-2013)
- Dynamo Kursk (2014-2018)
- Guangdong (2019)

COLLEGE

- Became Stanford's second all-time leading scorer with 2,491 points during her four years
- Fourth player in Stanford's history to tally 2,000 points and 1,000 rebounds
- Led Stanford to four Final Four appearances
- Named Pac-10 Player of the Year (2009-10)
- Ended her career in top five of Stanford's all-time categories: free throws attempted (718), points scored (2,491), field-goal percentage (58.3), free throws made (555 – second), rebounds (1,226), points per game (17.2) and rebounds per game (8.5)
- Set single-season records for points scored (809), points per game (22.5), free throws made (191) and attempted (230)
- As a senior, was named Pac-12 Player of the Year, All-Pac 12 First Team and All-Defensive Team honorable mention

PERSONAL

- Full name: Nnemkadi Ogwumike
- Born on July 2, 1990 in Tomball, Texas
- Oldest of four sisters: Chiney was teammate at Stanford and Cy-Fair High School (Cypress, Texas), Olivia played for Pepperdine before transferring to Rice, played at Cy-Fair; Erica played for Cy-Fair and currently plays for Rice
- Is a first-generation Nigerian-American
- She and her sister Chiney have partnered with the U.S. Fund for UNICEF to support UNICEF's efforts in Nigeria with three goals: to engage American girls basketball players in community service, raise awareness among Americans about what is happening right now in Nigeria and Raise money for UNICEF Nigeria's emergency fund that will help to support programs such as girls education and girls empowerment among other critical initiatives protecting and saving the lives of children

REGULAR SEASON CAREER STATISTICS

Year-Team	GP	GS	MIN	-Field Goals-			-3 Field Goals-			-Free Throws-			-Rebounds-					-Averages-					
				FGM	FGA	PCT	3FGM	3FGA	PCT	FTM	FTA	PCT	OFF	DEF	TOT	AST	STL	BLK	PF	PTS	PPG	RPG	APG
2012-LAS	33	33	920	178	333	.535	1	7	.143	105	143	.734	98	149	247	40	46	29	87	462	14.0	7.5	1.2
2013-LAS	34	34	878	192	339	.566	2	5	.400	109	132	.826	95	163	258	45	50	33	101	495	14.6	7.6	1.3
2014-LAS	33	33	909	204	392	.520	3	10	.300	110	126	.873	66	168	234	49	58	16	93	521	15.8	7.1	1.5
2015-LAS	23	23	784	147	280	.525	1	12	.083	84	97	.866	48	119	167	50	25	11	57	379	16.5	7.3	2.1
2016-LAS	33	33	1043	244	367	.665	16	26	.615	146	168	.869	77	222	299	101	42	39	113	650	19.7	9.1	3.1
2017-LAS	34	34	1050	244	435	.561	18	53	.340	134	154	.870	61	202	263	72	63	18	99	640	18.8	7.7	2.1
2018-LAS	27	27	832	169	322	.525	9	26	.346	71	87	.816	49	135	184	53	42	12	77	418	15.5	6.8	2.0
2019-LAS	32	32	892	207	406	.509	23	68	.338	77	93	.827	73	209	282	58	60	15	92	514	16.0	8.8	1.8
Totals	249	249	7310	1585	2874	.551	73	207	.352	836	1000	.836	567	1367	1934	467	386	173	719	4079	16.3	7.7	1.8

PLAYOFF CAREER STATISTICS

Year-Team	GP	GS	MIN	-Field Goals-			-3 Field Goals-			-Free Throws-			-Rebounds-					-Averages-					
				FGM	FGA	PCT	3FGM	3FGA	PCT	FTM	FTA	PCT	OFF	DEF	TOT	AST	STL	BLK	PF	PTS	PPG	RPG	APG
2012-LAS	4	4	103	16	29	.552	0	0	.000	4	10	.400	7	14	21	2	4	3	14	36	9.0	5.3	0.5
2013-LAS	3	3	91	13	31	.419	0	0	.000	10	11	.909	12	23	35	3	2	0	10	36	12.0	11.7	1.0
2014-LAS	2	2	60	10	15	.667	0	0	.000	6	6	1.00	2	10	12	2	1	0	6	26	13.0	6.0	1.0
2015-LAS	3	3	92	15	25	.600	0	0	.000	5	6	.833	6	7	13	6	3	1	11	35	11.7	4.3	2.0
2016-LAS	9	9	282	65	104	.625	2	9	.222	29	38	.763	28	56	84	23	18	10	38	161	17.9	9.3	2.6
2017-LAS	8	8	252	41	85	.482	1	10	.100	29	39	.744	20	50	70	12	17	1	32	112	14.0	8.8	1.5
2018-LAS	2	2	68	8	20	.400	0	0	.000	11	15	.733	3	5	8	3	3	1	8	27	13.5	4.0	1.5
2019-LAS	4	4	117	29	49	.591	2	5	.400	12	14	.857	9	20	29	7	5	2	5	72	18.0	7.2	1.7
Totals	35	35	1064	197	358	.550	5	24	.208	106	139	.762	87	185	272	58	53	18	124	505	14.4	7.7	1.6

A portrait of WNBA player Te'A Cooper. She is wearing a yellow Los Angeles Sparks jersey with purple accents. The jersey features the Nike logo, EquiTrust logo, the LA Sparks logo (a purple circle with a palm tree and a basketball), and the AT&T logo. She is smiling and has her hands on her hips. The background is a solid purple color.

TE'A COOPER

#4 | GUARD

HEIGHT: 5'8"

WEIGHT: 163 lbs

DATE OF BIRTH: April 16, 1997

COLLEGE: Baylor

PRO EXPERIENCE: R

ACQUIRED: Signed to Los Angeles on June 28, 2020

CAREER HIGHLIGHTS

- Drafted No. 18 overall in the 2020 WNBA Draft

TE'A COOPER

TRANSACTIONS

- Drafted by the Phoenix Mercury from Baylor University in the 2020 WNBA draft with the 18th overall pick
- Signed by the Los Angeles Sparks on June 28th, 2020

COLLEGE

- Joined the Tennessee Volunteers as a Freshman in 2015-16, where she averaged 8.6 points, 1.9 rebounds and 1.9 assists per game
- Did not play during the 2016-17 season due to a left knee injury
- Transferred to the University of South Carolina for the 2018-19 season, in which Cooper averaged 11.9 points, 2.4 rebounds and 2.2 assists per game. Cooper earned Second-Team All-SEC honors.
- Played for Baylor as a graduate student during the 2019-20 season. Cooper was named to the all-BIG 12 First Team, and earned the title of 2019-20 BIG 12 Newcomer of the Year
- Scored a career-high 32 points against Oklahoma on January 2nd, 2020. Cooper made 14 of 22 shots

PERSONAL

- Born on April 16th, 1997
- Won three Georgia 6A State titles in high school
- Earned co-MVP of the 2015 McDonald's All-America game
- Pursued a Masters of Divinity at Baylor University
- Parents are Omar and Kindall Cooper
- Signed to her father's agency, LifeStyle Sports
- Has three siblings: Mia and twins Sharife and Omar

INTERNATIONAL

- Participated in the 2013 USA U16 National Team trials
- Named to the 2014 USA Women's U17 World Cup Team
- Competed in the 2015 USA U19 World Cup Team trials
- Announced as a trials participant for the 2019 U.S. Pan American Games Women's Basketball Team on May 2, 2019



CANDACE PARKER

#3 | FORWARD/CENTER

HEIGHT: 6'4"

WEIGHT: 175 lbs

DATE OF BIRTH: April 19, 1986

COLLEGE: Tennessee

PRO EXPERIENCE: 12 years

ACQUIRED: Selected by the Los Angeles Sparks in the first round (first overall) of the 2008 WNBA Draft.

CAREER HIGHLIGHTS

- WNBA Most Valuable Player (2008, 2013)
- WNBA Champion (2016)
- WNBA Finals Most Valuable Player (2016)
- ESPY for Best WNBA Player (2017)
- WNBA All-Star (2011, 2013, 2014, 2017, 2018)
- WNBA All-Star game MVP (2013)
- All-WNBA First Team (2008, 2012, 2013, 2014, 2017)
- All-WNBA Second Team (2009, 2015, 2018)
- WNBA All-Defensive Second Team (2009, 2012)
- WNBA Rookie of the Year (2008)
- WNBA All-Rookie Team (2008)
- Olympic Gold Medalist (2008, 2012)
- NCAA Champion (2007, 2008)
- AP Female Athlete of the Year (2008)
- Naismith College Player of the Year (2008)
- John Wooden Award (2007, 2008)

CANDACE PARKER

2019 STATS - 11.2 PPG | 6.4 RPG | 3.5 APG

2019 SEASON HIGHS

Points.....	21, two times
Field Goals.....	11, three times
3-Point Field Goals.....	3, vs. LVA 8/1
Free Throws.....	5 vs. PHO 8/8
Offensive Rebounds.....	5, vs. SEA 9/5
Defensive Rebounds.....	10, two times
Total Rebounds.....	11, three times
Assists.....	6, two times
Steals.....	4, vs. LVA 6/27
Blocks.....	4, vs. LVA 8/1
Minutes.....	32, three times

CAREER HIGHS

Points.....	40 vs. HOU 7/9/08
Field Goals.....	15 vs. HOU 7/9/08
3-Point Field Goals.....	5, two times
Free Throws.....	14 vs. SEA 7/25/13
Offensive Rebounds.....	8, vs. PHO 9/13/09
Defensive Rebounds.....	17, two times
Total Rebounds.....	20 vs. SA 6/1/13
Assists.....	11, two times
Steals.....	8, vs. IND 8/18/15
Blocks.....	9, vs. Tulsa 6/20/12
Minutes.....	48, two times

CAREER

2019 (Los Angeles):

- Named WNBA player of the week twice, for the weeks of Aug. 4 and Sept. 3
- Reached double-figures 13 times this season and posted four double-doubles
- On Aug. 25, dished out five assists to put her at 1,209 career assists, becoming 15th all-time in the WNBA
- Passed Taj McWilliams-Franklin for 15th all-time in field goals made in WNBA history on Aug. 29
- Passed Swin Cash to earn 17th in All-Time Scoring with 5,123 career points on June 23
- Started in all 22 appearances, missed 12 games due to injury
- Averaged 42.2% from the field, 11.2 points, 6.4 rebounds, 3.5 assists and one steal per game
- Recorded her 18th career playoff double-double in Game 1 of the WNBA semifinals
- Earned second all-time in playoff blocks (84), fifth all-time in playoff rebounds (426), tied for 13th all-time in playoff assists (165), seventh all-time in points (871) and 3rd in WNBA history for playoff steals (75)

2018 (Los Angeles):

- Earned her fifth WNBA All-Star selection and was named one of two All-Star game captains

- Made the All-WNBA Second Team after appearing in 31 games and starting 30
- Averaged of 17.9 points, 8.2 rebounds and 4.7 assists per game
- Notched a season-high 34 points in a victory over the Las Vegas on July 15, a game in which she tied her career-high with five 3-pointers
- Scored her 5,000th career points in 2018
- Averaged 9.0 points and 7.0 rebounds per game during the playoffs when the Sparks reached the second round

2017 (Los Angeles):

- Played and started in 33 games, averaging 16.9 points, 7.4 rebounds and 4.3 assists per game
- Recorded the league's sixth triple-double against San Antonio on July 28
- Earned her 1,000th career assist against Atlanta on Sept. 1
- Finished fifth in the league in blocks, averaging 1.7 blocks per game
- Registered double-figure performances in 31 of 33 games
- Had 11 double-doubles on the season
- Awarded 2017 ESPY for Best WNBA Player
- Averaged 16.9 points, 9.1 rebounds and 5.1 assists during the playoffs, helping the Sparks reach back-to-back WNBA Finals

2016 (Los Angeles):

- Appeared and started in all 34 games, averaging 15.3 points, 7.4 rebounds, 4.9 assists and 1.3 steals per game
- Ranked ninth in the WNBA in points, third in assists, seventh in steals, seventh in total rebounds, and 10th in points per game
- Turned in double-digit scoring games in 25 games, scored 20 or more in 10 games and 30 or more twice
- Recorded eight games of 10 or more rebounds, which led to six double-doubles on the year
- Scored the 4,000th point of her career in the final game of the season against San Antonio on Sept. 16
- Grabbed the 2,000th rebound of her career against Seattle on Sept. 11
- Recorded the 300th steal of her career against Phoenix on Aug. 28
- Blocked the 400th shot of her career against New York on July 3
- Averaged 19.3 points and 8.7 rebounds per game to help the Sparks win the WNBA title
- Poured in 28 points and 12 rebounds in the Game 5 win 76-75 against Minnesota on Sept. 28
- Named the WNBA Finals Most Valuable Player

2015 (Los Angeles):

- Averaged 19.4 points, 10.1 rebounds and 6.3 assists per game in 16 regular season games played
- First player in WNBA history to average at least 10.0 rebounds and 6.0 assists in a season
- Only WNBA player this season to average a double-double
- Recorded 12 double-doubles, which tied with forward/center Jantel Lavender for most in the WNBA this season
- Only WNBA player this season to record at least 20 points and 10 assists in a game against Chicago on Aug. 16
- Stole the ball eight times against Indiana on Aug. 18, which set a franchise record for most steals
- Scored a season-high 33 points against Tulsa on Sept. 6
- Missed the first 16 games of the regular season due to rest
- Averaged 23.0 points, 10.7 rebounds, 4.7 assists, 2.3 steals and 1.3 blocks during the playoffs
- Tallied a double-double of 25 points and 10 rebounds for her ninth career playoff double-double on Sept.

- 20 in Game 2 of the Western Conference Semifinals against Minnesota
- Recorded a double-double of 28 points and 13 rebounds for her 10th career playoff double-double on Sept. 22 in Game 3 of the Western Conference Semifinals against Minnesota

2014 (Los Angeles):

- Started 29 of 30 games played and averaged 19.4 points, 4.3 assists, 1.8 steals, 1.4 blocks
- Finished third in league in scoring average, fifth in assists per game, sixth in steals per game and fifth in blocks per game
- Poured in a season-high 34 points by scoring 24 in the second half against Indiana on July 15
- Scored a then season-high 32 points, grabbed 12 rebounds, added six assists and career-high six steals against Washington on June 1
- Averaged 21.5 points and 6.0 rebounds in two playoff games against Phoenix

2013 (Los Angeles):

- Named the WNBA Most Valuable Player
- Started all 31 games played and averaged 17.9 points, 8.7 rebounds and 3.8 assists
- Finished sixth in the WNBA in scoring, seventh in rebounding, fourth in blocks, twelfth in assists, and 13th in steals
- Recorded eight double-doubles and scored 20 or more points in 13 games
- Notched the 13th 20-20 game in league history with 27 points and a career-high 20 rebounds against San Antonio on June 1
- Scored the game-winning basket with 5.7 seconds in a double overtime win over Tulsa on Aug. 25 and was one assist shy of the WNBA's fifth triple-double with 26 points, 11 rebounds and nine assists
- Was named All-Star Game MVP after scoring a record 23 points with 11 rebounds
- Averaged 25.7 points and 8.7 rebounds in three playoff games
- Recorded a double-double with 31 points and 11 rebounds in Game 2 of the Western Conference Semifinals against Phoenix

2012 (Los Angeles):

- Started all 33 games played and averaged 17.4 points, 9.7 rebounds and 3.3 assists
- Led the league in blocks and defensive rebounds per

game

- Finished third in the league in rebounding and seventh in scoring
- Notched 18 double-doubles on the season, which tied for first in the league for double-doubles
- Scored her 1,500th career point against Minnesota with 23 points on May 24
- Had a career-high nine blocks and tied a season-high in points with 33 against Tulsa on June 20
- Averaged new postseason career-highs 28.8 points, 11.0 rebounds and 4.3 assists through four games
- Averaged a double-double with 29.0 points and 13.0 rebounds in the Western Conference Finals against Minnesota
- Set playoff career-highs in points (33), field goals made (14), attempted (22) and three-point field goal attempts (6) in the Sparks 79-80 loss to Minnesota in the Western Conference Finals

2011 (Los Angeles):

- Averaged 18.5 points, 8.6 rebounds and 2.6 assists in 17 games played
- Ranked fourth in the league in points and rebounds per game
- Suffered right knee injury against New York on June 26, sidelining her 15 contests
- Registered a season-high 32 points against Phoenix on Sept. 3
- Amassed six of her 38 career double-doubles during the season
- Selected as the Western Conference starting center for the 2011 WNBA All-Star Game, but missed the contest against San Antonio

2010 (Los Angeles):

- Played in 10 games before dislocating her left shoulder against Minnesota
- Averaging a then career-high 20.6 points and 10.1 boards per game and led the team in rebounding in the 10 games

2009 (Los Angeles):

- Missed the first nine games of the 2009 season following the birth of her first child, Lailaa
- Named second team All-WNBA
- Ranked second on team in scoring with 13.1 points per game
- Led the league in rebounds per game at 9.8 and blocks per game at 2.1

- Averaged 18.0 points and 10.7 rebounds per game in six playoff games

2008 (Los Angeles):

- Became the first player to earn WNBA MVP and Rookie of the Year in the same season
- Posted 34 points, 12 rebounds and eight assists in her WNBA debut
- Named to the All-WNBA First Team and All-Rookie Team
- Averaged 18.5 points, 9.5 rebounds, 3.4 assists and 2.2 blocks per game on the season
- Led the league in double-doubles with 17 on the season
- Became the second player to dunk during the regular season against Indiana on June 22
- She went on to dunk two nights later against Seattle on June 24
- Averaged 15 points per game, 9.8 rebounds per game, 3.8 assists and 2.1 blocks per game in six playoff games

TRANSACTIONS

- Selected by the Los Angeles Sparks in the first round with the first overall pick of 2008 WNBA Draft

INTERNATIONAL

- Averaged 16.6 points per game as a member of the USA Women's U18 team which won gold at the FIBA Americas Championship in 2004
- Earned gold at the USA World University Games Team in 2005
- Played on Team USA in the 2008 Beijing Olympics and won her first gold medal
- Played on Team USA in the 2012 London Olympics, leading the team in rebounds and blocks en route to another gold medal
- Was not selected to play on Team USA for the 2016 Rio Olympics
- Invited to the 2017-2020 national team training camp, but Parker declined

PERSONAL

- Full name: Candace Nicole Parker
- Born on April 19, 1986, in St. Louis, Missouri, hails from Naperville, Illinois
- Gave birth to Lailaa, on May 13, 2009
- Daughter of Sara and Larry Parker, has two older brothers, Anthony and Marcus
- Hired by Turner Sports as an analyst for NBA on TNT and NBA TV
- Attended Naperville Central High School (Ill.), where she was the Naismith, Gatorade and USA Today National Prep Player of the Year (2003 and 2004), a three-time Gatorade Illinois State Player of the Year (2002, 2003 and 2004 season)
- Became the fastest Tennessee player to reach 1,000 career points
- Was the first female to dunk in an NCAA Tournament game against Army and was the first woman to dunk twice in any game

COLLEGE

- Led Tennessee to back-to-back NCAA Championships in 2007 and 2008
- Earned the Final Four Most Valuable Player back-to-back years
- Named the National Player of the Year in both of those seasons by every major award committee
- Averaged 19.4 points, 8.8 rebounds, 2.6 assists and 2.4 blocks per game during her four-year campaign
- Redshirted her freshman year due to an ankle injury
- Became the youngest woman ever to earn the State Farm Wade Trophy Player of the Year during the 2016-2017

OVERSEAS

- UMMC Ekaterinburg (2010-2015)
- Guangdong Dolphins (2016)
- Fenerbahçe Istanbul (2017)
- Xinjiang Tianshan Deers (2017-2018)

REGULAR SEASON CAREER STATISTICS

Year-Team	GP	GS	-Field Goals-			-3 Field Goals-			-Free Throws-			-Rebounds-					-Averages-						
			MIN	FGM	FGA	PCT	3FGM	3FGA	PCT	FTM	FTA	PCT	OFF	DEF	TOT	AST	STL	BLK	PF	PTS	PPG	RPG	APG
2008-LAS	33	33	1109	231	442	.523	11	26	.423	137	187	.733	84	229	313	113	42	75	91	610	18.5	9.5	3.4
2009-LAS	25	24	815	131	270	.485	5	24	.208	61	80	.763	60	184	244	64	15	53	53	328	13.1	9.8	2.6
2010-LAS	10	10	335	81	162	.500	3	12	.250	41	56	.732	19	82	101	22	10	22	18	206	20.6	10.1	2.2
2011-LAS	17	16	555	116	227	.511	18	43	.419	64	87	.736	21	125	146	47	21	27	34	314	18.5	8.6	2.8
2012-LAS	33	33	1014	228	474	.481	19	59	.322	98	138	.710	83	237	320	110	51	76	58	573	17.4	9.7	3.3
2013-LAS	31	31	889	208	422	.493	9	35	.257	131	172	.762	44	225	269	117	40	57	42	556	17.9	8.7	3.8
2014-LAS	30	29	995	216	461	.469	19	62	.306	132	156	.846	29	185	214	128	54	41	51	583	19.4	7.1	4.3
2015-LAS	16	16	551	116	237	.489	12	43	.279	66	81	.815	18	143	161	100	31	29	39	310	19.4	10.1	6.3
2016-LAS	34	34	1046	190	430	.442	42	110	.382	99	140	.707	33	217	250	166	47	33	74	521	15.3	7.4	4.9
2017-LAS	33	33	1007	208	435	.478	45	127	.354	96	127	.756	40	237	277	141	48	55	77	557	16.9	8.4	4.3
2018-LAS	31	30	949	198	420	.471	41	119	.345	118	146	.808	51	202	253	146	38	33	65	555	17.9	8.2	4.7
2019-LAS	22	22	571	89	211	.421	16	60	.266	53	67	.791	24	116	140	76	23	17	39	247	11.2	6.3	3.4
Totals	315	311	9837	2012	4191	.480	240	720	.333	1096	1437	.762	506	2182	2688	1230	420	518	641	5360	17.0	8.5	3.9

PLAYOFF CAREER STATISTICS

Year-Team	GP	GS	-Field Goals-			-3 Field Goals-			-Free Throws-			-Rebounds-					-Averages-						
			MIN	FGM	FGA	PCT	3FGM	3FGA	PCT	FTM	FTA	PCT	OFF	DEF	TOT	AST	STL	BLK	PF	PTS	PPG	RPG	APG
2008-LAS	6	6	219	34	74	.459	0	7	.000	22	29	.759	20	39	59	23	9	13	16	90	15.0	9.8	3.8
2009-LAS	6	6	211	38	71	.535	1	4	.250	31	44	.705	21	43	64	10	5	11	23	108	18.0	10.7	1.7
2012-LAS	4	4	144	43	75	.573	8	16	.500	21	24	.875	12	32	44	17	4	7	6	115	28.8	11.0	4.3
2013-LAS	3	3	111	32	59	.542	0	9	.000	13	19	.684	9	17	26	4	3	3	5	77	25.7	8.7	1.3
2014-LAS	2	2	73	19	35	.543	1	4	.250	4	9	.444	1	11	12	7	3	5	6	43	21.5	6.0	3.5
2015-LAS	3	3	40	23	55	.418	7	18	.389	16	19	.842	6	26	32	14	7	4	6	69	23.0	10.7	4.7
2016-LAS	9	9	297	61	130	.469	10	32	.313	42	54	.778	18	60	78	29	15	17	19	174	19.3	8.7	3.2
2017-LAS	8	8	272	46	108	.426	9	37	.243	34	58	.586	9	64	73	41	20	16	32	135	16.9	9.1	5.1
2018-LAS	2	2	61	8	22	.364	1	4	.250	1	1	1.000	4	10	14	6	5	0	4	18	9.0	7.0	3.0
2019-LAS	4	4	94	18	33	.545	4	12	.333	2	6	.333	3	21	24	14	4	8	7	42	10.5	6.0	3.5
Totals	47	47	1599	322	662	.486	41	143	.286	186	243	.765	103	323	426	165	75	84	124	871	18.5	9.0	3.5



TIERRA RUFFIN-PRATT

#10 | GUARD/FORWARD

HEIGHT: 5'11"

WEIGHT: 180 lbs

DATE OF BIRTH: April 11, 1991

COLLEGE: North Carolina

PRO EXPERIENCE: 7 years

ACQUIRED: Re-Signed to Los Angeles Sparks as a Free Agent in 2020

CAREER HIGHLIGHTS

- Career-high 23 points against Atlanta on July 23, 2019
- Career-high 12 rebounds against Seattle on June 27, 2017
- Undrafted in the 2013 WNBA Draft



TIERRA RUFFIN-PRATT**2019 STATS - 6.0 PPG | 2.4 RPG | 1.7 APG****2019 SEASON HIGHS**

Points.....	23, @ ATL 7/23
Field Goals.....	7, @ ATL 7/23
3-Point Field Goals.....	6, @ ATL 7/23
Free Throws.....	5, @ PHO 6/14
Offensive Rebounds.....	3, @ NYL 6/4
Defensive Rebounds.....	5, @ PHO 6/14
Total Rebounds.....	7, @ NYL 6/4
Assists.....	5, @ MIN 6/8
Steals.....	4, vs. SEA 9/5
Blocks.....	3, two times
Minutes.....	37, two times

CAREER HIGHS

Points.....	23, @ ATL 7/23/19
Field Goals.....	8, two times
3-Point Field Goals.....	6, @ ATL 7/23/19
Free Throws.....	9, vs. SAN 8/28/16
Offensive Rebounds.....	4, five times
Defensive Rebounds.....	10, vs. IND 7/14/17
Total Rebounds.....	12, vs. SEA 6/27/17
Assists.....	6, six times
Steals.....	4, two times
Blocks.....	3, three times
Minutes.....	40, vs. SEA 5/26/16

CAREER**2019 (Los Angeles):**

- Started in 32 of her 33 regular season appearances
- Scored a career-high 23 points against Atlanta on July 23, 2019
- Career-high six three-pointers against Atlanta on July 23, 2019
- Averaged 25.3 minutes, 6.2 points, 2.4 rebounds, 1.4 assists, 0.8 steals per game
- Started in all four playoff appearances

2018 (Washington):

- Appeared in all 33 games and made 10 starts
- Averaged 5.5 points, 2.0 rebounds and 1.5 assists in 18.1 minutes per game
- Poured in a season-high 16 points and four rebounds in a 103-95 win over Phoenix on May 30
- Played in all nine playoff games as a reserve and averaged 5.2 points and 2.2 rebounds

2017 (Washington):

- Started all 34 games of the season for the first time in her career
- Averaged 7.3 points, 5.3 rebounds and 2.3 assists in 24.3 minutes per game
- Scored 10 or more points in nine games

- Posted two double-doubles, which included a career-high 12 rebounds against Seattle on June 27
- Logged a season-high 18 points against Indiana on Aug. 20
- Started all five playoff contests and averaged 9.2 points, 5.0 rebounds and 2.4 assists shooting 45.7 percent from the field

2016 (Washington):

- Started all 31 of the 32 games played and averaged 24.4 minutes per game
- Averaged 7.3 points, 4.5 rebounds and 2.6 assists per game
- Scored 10 or more points in nine games
- Registered a season-high 19 points in a 75-62 win over New York on Sept. 13

2015 (Washington):

- Started in 31 of the 32 games played and averaged 23.9 minutes per game
- Averaged 7.4 points, 3.0 rebounds and 2.2 assists per game
- Posted 10 or more points in 11 games
- Logged a career-high 20 points against Los Angeles on June 23
- Turned in a playoff career-high 17 points in Game 3 against New York on Sept. 22

2014 (Washington):

- Started in six of the 34 games played and averaged 16.2 minutes per game
- Averaged 4.5 points and 2.9 rebounds per game
- Scored at least 10 points in four games
- Logged a season-high 18 points in a win over Los Angeles on July 17
- Contributed off the bench in both playoff games

2013 (Washington):

- Appeared in all 34 games as a reserve, averaging 14.8 minutes per game
- Averaged 4.4 points and 2.8 rebounds per game
- Played double-digit minutes in all but three games
- Registered a season-high 13 points against San Antonio on July 16
- Turned in eight-point performances in Games 1 and 2 in the series against Atlanta

TRANSACTIONS

- Undrafted during the 2013 WNBA Draft
- Added to the Washington Mystics training camp roster, who then eventually signed her
- Signed to the Los Angeles Sparks as a free agent in February, 2019.

OVERSEAS

- Ramat Hen (2018-2019)

COLLEGE

- Played all four years at North Carolina
- Earned All-ACC First Team honors and a spot on the conference's All-Tournament Team and All-Region 2 honors for the WBCA All-America Team
- Led Tar Heels to the ACC title game and a No. 3 seed in the NCAA Tournament
- Scored a career-high 30 points in opening round NCAA Tourney game vs. Albany
- Joined teammate Xylina McDaniel as the first Tar Heels to earn First Team honors since future WNBA players Erlana Larkins and LaToya Pringle in 2008
- Ranked among ACC leaders in steals (2nd) scoring (4th), assists (7th), and blocks (15th)
- Two-time Virginia Gatorade Player of the Year in high school

PERSONAL

- Full name: Tierra Ruffin-Pratt
- Born April 11, 1991 in Alexandria, Virginia

REGULAR SEASON CAREER STATISTICS

Year-Team	GP	GS	MIN	-Field Goals-			-3 Field Goals-			-Free Throws-			-Rebounds-					-Averages-					
				FGM	FGA	PCT	3FGM	3FGA	PCT	FTM	FTA	PCT	OFF	DEF	TOT	AST	STL	BLK	PF	PTS	PPG	RPG	APG
2013-WAS	34	0	503	51	142	.359	1	7	.142	47	60	.783	33	62	95	26	22	8	57	150	4.4	2.8	0.7
2014-WAS	34	6	550	59	154	.383	5	20	.250	31	44	.704	26	73	99	43	24	4	60	154	4.5	2.9	1.2
2015-WAS	32	31	765	79	213	.370	14	43	.325	66	87	.758	25	70	95	69	27	11	82	238	7.4	2.9	2.1
2016-WAS	32	31	781	73	198	.368	16	50	.320	71	95	.747	36	108	144	84	32	8	79	233	7.2	4.5	2.6
2017-WAS	34	34	827	84	249	.337	0	4	.000	79	107	.738	52	128	180	79	33	17	99	247	7.2	5.3	2.3
2018-WAS	33	10	598	56	164	.341	16	51	.313	53	62	.854	23	44	67	51	19	6	54	181	5.4	2.0	1.5
2019-LAS	34	33	856	72	196	.367	25	73	.342	35	41	.853	20	63	83	57	26	20	91	204	6.0	2.4	1.6
Totals	233	145	4878	474	1316	.360	77	248	.310	382	496	.770	215	548	763	409	183	74	522	1407	6.0	3.2	1.7

PLAYOFF CAREER STATISTICS

Year-Team	GP	GS	MIN	-Field Goals-			-3 Field Goals-			-Free Throws-			-Rebounds-					-Averages-					
				FGM	FGA	PCT	3FGM	3FGA	PCT	FTM	FTA	PCT	OFF	DEF	TOT	AST	STL	BLK	PF	PTS	PPG	RPG	APG
2013-WAS	3	0	45	5	13	.384	0	0	--	7	12	.583	2	4	6	2	3	0	6	17	5.6	2.0	0.6
2014-WAS	2	0	21	0	3	.000	0	1	.000	2	2	1.000	1	6	7	2	0	1	2	2	1.0	3.5	1.0
2015-WAS	3	3	81	9	27	.333	2	6	.333	4	4	1.000	4	7	11	11	5	0	5	24	8.0	3.6	3.6
2017-WAS	5	5	134	16	35	.457	0	0	--	14	17	.825	4	21	25	12	3	4	12	46	9.2	5.0	2.4
2018-WAS	9	0	156	20	52	.384	4	17	.235	3	3	1.000	3	17	20	7	7	3	21	47	5.2	2.2	0.7
2019-LAS	4	4	72	7	25	.280	2	11	.181	6	7	.857	3	4	7	8	2	3	10	22	5.5	1.7	2.0
Totals	26	12	509	57	155	.367	8	35	.228	36	45	.800	17	59	76	42	20	11	56	158	6.0	2.9	1.6

A portrait of Reshanda Gray, a WNBA player, smiling and holding a Spalding basketball. She has long, wavy, dark hair and is wearing a yellow jersey with a purple logo. The background is a solid purple color. The basketball is orange and white with the Spalding logo and 'OFFICIAL GAME BALL' text.

RESHANDA GRAY

#1 | FORWARD

HEIGHT: 6'2"

WEIGHT: 192 lbs

DATE OF BIRTH: June 1, 1993

COLLEGE: California

PRO EXPERIENCE: 3 years

ACQUIRED: Signed by the Los Angeles Sparks on July 27, 2020

CAREER HIGHLIGHTS:

- Selected by Minnesota in the 2nd round (16th overall) of the 2015 WNBA Draft... Signed on Apr. 27, 2015.
- Made New York Liberty training camp and roster during 2019 season

RESHANDA GRAY**2019 STATS - 5.2 PPG | 5.2 RPG | 0.5 APG****2019 SEASON HIGHS**

Points.....13, vs.DAL 6/28
 Field Goals.....6, vs.DAL 6/28
 3-Point Field Goals.....1, @ MIN 6/22
 Free Throws.....4, two times
 Offensive Rebounds.....6, vs. IND 5/24
 Defensive Rebounds.....10, @ATL 6/30
 Total Rebounds.....15, @ ATL 6/30
 Assists.....2, four times
 Steals.....3, two times
 Blocks.....1, seven times
 Minutes.....31, vs. DAL 6/28

CAREER HIGHS

Points.....22, vs. DAL 7/22/16
 Field Goals.....9, vs. DAL 7/22/16
 3-Point Field Goals.....1, @MIN 6/22/19
 Free Throws.....6, two times
 Offensive Rebounds.....6, vs. IND 5/24/19
 Defensive Rebounds.....10, @ATL, 6/30/19
 Total Rebounds.....15, @ATL 6/30/19
 Assists.....2, four times
 Steals.....3, two times
 Blocks.....2, two times
 Minutes.....31, vs. DAL 6/28/19

CAREER**2019 (New York):**

- Reached double-figures in scoring in each of her first three games
- Posted her first double-double in the same game she sank the winning free throw on 6/28
- Was drafted to Asan Woori Bank Wibee in the WKBL Draft
- Averaged 5.2 points and 5.2 rebounds in 15 minutes per game

2018

- Signed to a training camp contract by the New York Liberty.
- Signed with Incheon Shinhan Bank S-Birds of the South Korean league.

2017 (Overseas)

- Resigned with Dike Napoli for the WNBA offseason.

2016 (Atlanta)

- Averaged a career high in scoring for the Atlanta Dream as a reserve.
- Played with Dike Napoli in Italy.

2015 (Minnesota)

- Round 2 Pick 16th for the Minnesota Lynx.
- Played 10 games for the Lynx before being acquired by the Atlanta Dream in a three-team trade.

TRANSACTIONS

- Drafted by the Minnesota Lynx in the second round of the 2015 WNBA Draft.
- Signed by Los Angeles Sparks prior to the 2020 season.

OVERSEAS

- Dike Napoli (2015-2017)
- Incheon Shinhan Bank S-Birds (2017-2019)
- Asan Woori Bank Wibee (2019-present)

PERSONAL

- Born June 1, 1993 in Los Angeles, CA
- Attended Washington Prep in Los Angeles, CA where she played volleyball, track, and basketball.
- Attended University of California, Berkeley where in her senior season was named Pac-12 Player of the Year.
- Career game against Dallas Wings in 2016 where she scored 22 points and put up 10 rebounds.

REGULAR SEASON CAREER STATISTICS

Year-Team	GP	GS	MIN	-Field Goals-			-3 Field Goals-			-Free Throws-			-Rebounds-						-Averages-				
				FGM	FGA	PCT	3FGM	3FGA	PCT	FTM	FTA	PCT	OFF	DEF	TOT	AST	STL	BLK	PF	PTS	PPG	RPG	APG
2015-MIN	10	0	37	3	7	.429	0	0	--	0	3	0.00	2	8	10	1	2	2	5	6	0.6	1.0	0.1
2015-ATL	17	1	251	34	69	.493	0	0	--	33	45	.733	19	29	48	4	6	6	51	101	5.9	2.8	0.2
2016-ATL	28	5	269	38	73	.521	0	1	.000	20	36	.556	24	47	71	4	4	4	63	96	3.4	2.5	0.1
2019-NYL	34	10	519	71	150	.473	1	2	.500	35	62	.565	62	114	176	18	16	7	113	178	5.2	5.2	0.5
Totals	89	16	1076	146	299	.488	1	3	.333	88	146	.603	107	198	305	27	28	19	232	381	4.3	3.4	0.3

PLAYOFF CAREER STATISTICS

Year-Team	GP	GS	MIN	-Field Goals-			-3 Field Goals-			-Free Throws-			-Rebounds-						-Averages-				
				FGM	FGA	PCT	3FGM	3FGA	PCT	FTM	FTA	PCT	OFF	DEF	TOT	AST	STL	BLK	PF	PTS	PPG	RPG	APG
2016-ATL	2	0	7	0	2	0.00	0	0	--	0	0	--	1	0	1	0	0	0	4	0	0.0	0.5	0.0
Totals	2	0	7	0	2	0.00	0	0	--	0	0	--	1	0	1	0	0	0	4	0	0.0	0.5	0.0



SYDNEY WIESE

#24 | GUARD

HEIGHT: 6'0"

WEIGHT: 150

DATE OF BIRTH: June 16, 1995

COLLEGE: Oregon State

PRO EXPERIENCE: 3 years

ACQUIRED: Selected by the Los Angeles Sparks in the first round (11th overall) of the 2017 WNBA Draft

CAREER HIGHLIGHTS:

- No. 11 overall pick in the 2017 WNBA Draft (Los Angeles)

SYDNEY WIESE**2019 STATS - 4.8 PPG | 1.3 RPG | 1.8 APG****2019 SEASON HIGHS**

Points.....12, two times
 Field Goals.....4, three times
 3-Point Field Goals.....3, four times
 Free Throws.....2, three times
 Offensive Rebounds.....2, two times
 Defensive Rebounds.....4, vs. CON 5/31
 Total Rebounds..... 4, vs. CON 5/31
 Assists.....6, @ NY 7/20
 Steals.....4, @ ATL 7/23
 Blocks.....1, eight times
 Minutes.....30, two times

CAREER HIGHS

Points.....22, vs. WAS 5/19/17
 Field Goals.....8, vs. WAS 5/19/17
 3-Point Field Goals.....6, vs. WAS 5/19/17
 Free Throws.....3, vs. NY 8/4/17
 Offensive Rebounds.....2, two times
 Defensive Rebounds.....4, vs. CON 5/31/19
 Total Rebounds.....4, vs. CON 5/31/19
 Assists.....6, @ NY 7/20/19
 Steals.....4, @ ATL 7/23/19
 Blocks.....1, eleven times
 Minutes.....30, two times

CAREER**2019 (Los Angeles):**

- Appeared in 32 games with 16 starts, the most of her WNBA career
- Averaged 4.8 points, 1.8 assists and 1.3 rebounds in 20.6 minutes per game
- Scored a season-high 12 points against Phoenix on Aug. 8
- Appeared in all four playoff games, totaling career-high points (17) and minutes (75)

2018 (Los Angeles):

- Appeared in 11 games and averaged just 3.3 minutes of action
- Logged a season-high 16 minutes against Seattle on June 7
- Missed 15 games with a sprained knee, and did not appear in eight games due to coaches' decision

2017 (Los Angeles):

- Appeared in 28 games as a rookie
- Average 2.3 points per game in 7.9 minutes of action
- Scored a season-high 22 points, going a Sparks' season-high 6-of-10 from beyond the arc in a 99-89 win over Washington on May 19

COLLEGE

- Averaged 15.2 points, 4.9 rebounds and 4.5 assists per game and shot 42.6 percent from 3-point range during her senior season at Oregon State
- Earned AP Second-Team All-American, Wooden Award All-American, USWBA All-American, WBCA All-American Honorable Mention and ESPNW Second Team All-American in 2017
- One of 14 players all-time to make the All-Pac-12 team all four years of her career
- Posted fourth triple-double in Oregon State history, going for a career-high 27 points, 10 rebounds and 10 assists against UC Davis on Dec. 14, 2017
- Broke the school record in assists and 3-pointers made in a career
- Her 373 made 3s in a career is a Pac-12 record

TRANSACTIONS

- Selected by the Los Angeles Sparks in the first round with the 11th overall pick in the 2017 WNBA Draft

OVERSEAS

- Townsville Fire (2017-2018)
- A.S. Ramat HaSharon (2018-2019)
- Sedis Basquet - Spain (2019-20)

PERSONAL

- Full name: Sydney Wiese
- Born on June 16, 1995 in Phoenix, Arizona
- Daughter of Patti and Troy Wiese and has an older brother named Christian
- Mother is a church administrator and father is a sixth-grade teacher and high school girls' basketball coach
- Her cousin, Brock Entner, played basketball at Baker University in Kansas from 2008-2010

REGULAR SEASON CAREER STATISTICS

Year-Team	GP	GS	MIN	-Field Goals-			-3 Field Goals-			-Free Throws-			-Rebounds-						-Averages-				
				FGM	FGA	PCT	3FGM	3FGA	PCT	FTM	FTA	PCT	OFF	DEF	TOT	AST	STL	BLK	PF	PTS	PPG	RPG	APG
2017-LAS	28	0	222	23	60	.383	14	35	.400	4	8	.500	3	19	22	8	5	3	19	64	2.3	0.8	0.3
2018-LAS	11	0	36	0	4	.000	0	4	.000	0	0	.000	0	3	3	2	0	0	5	0	0.0	0.3	0.2
2019-LAS	32	16	659	55	143	.384	34	93	.365	9	9	1.00	5	37	42	57	15	8	27	153	4.7	1.3	1.7
Totals	71	16	918	78	207	.376	48	132	.363	13	17	.764	8	59	67	67	20	11	51	217	3.0	0.9	0.9

PLAYOFF CAREER STATISTICS

Year-Team	GP	GS	MIN	-Field Goals-			-3 Field Goals-			-Free Throws-			-Rebounds-						-Averages-				
				FGM	FGA	PCT	3FGM	3FGA	PCT	FTM	FTA	PCT	OFF	DEF	TOT	AST	STL	BLK	PF	PTS	PPG	RPG	APG
2017-LAS	1	0	1	0	0	.000	0	0	.000	0	0	--	0	0	0	0	0	0	0	0	0.0	0.0	0.0
2018-LAS	1	0	3	0	0	.000	0	0	.000	0	0	--	0	0	0	0	0	0	0	0	0.0	0.0	0.0
2019-LAS	4	0	75	5	18	.277	3	12	.250	4	4	1.00	0	6	6	4	2	0	1	17	4.2	1.5	1.0
Totals	6	0	79	5	18	.277	3	12	.250	4	4	1.00	0	6	6	4	2	0	1	17	2.8	1.0	0.6



RIQUNA WILLIAMS

#2 | GUARD

HEIGHT: 5'7"

WEIGHT: 165

DATE OF BIRTH: May 28, 1990

COLLEGE: Miami (FLA)

PRO EXPERIENCE: 7 years

ACQUIRED: Traded to the Los Angeles Sparks prior to the

2016 season

 Equifrust

CAREER HIGHLIGHTS:

- WNBA All-Star (2015)
- WNBA Sixth Woman of the Year (2013)
- WNBA All-Rookie Team (2012)



AT&T

RIQUANA WILLIAMS**2019 STATS - 12.3 PPG | 2.6 RPG | 1.6 APG****2019 SEASON HIGHS**

Points.....	37, @ LVA 8/31
Field Goals.....	10, @ LVA 8/31
3-Point Field Goals.....	7, @ LVA 8/31
Free Throws.....	10, @ LVA 8/31
Offensive Rebounds.....	2, two times
Defensive Rebounds.....	4, three times
Total Rebounds.....	5, three times
Assists.....	4, two times
Steals.....	2, nine times
Blocks.....	1, four times
Minutes.....	40, @ ATL 7/14

CAREER HIGHS

Points.....	51, vs. SAN 9/8/13
Field Goals.....	17, vs. SAN 9/8/13
3-Point Field Goals.....	8, vs. SAN 9/8/13
Free Throws.....	18, @ ATL 7/7/15
Offensive Rebounds.....	3, two times
Defensive Rebounds.....	9, vs. SEA 9/12/13
Total Rebounds.....	9, vs. SEA 9/12/13
Assists.....	6, three times
Steals.....	5, three times
Blocks.....	2, five times
Minutes.....	40, @ ATL 7/14/19

CAREER**2019 (Los Angeles):**

- Started in 14 of her 23 regular season appearance
- Reached double-digit scoring 12 times
- The Sparks went 11-3 with Williams in the starting lineup
- Averaged 15.2 points in the last 13 regular season games
- Scored a season-high 37 points at Las Vegas on August 31
- Season-high and career-high tying 10 FGM at Las Vegas on August 31
- Started in all four playoff games, contributing 28 total points

2018 (Los Angeles):

- Appeared in 33 games and started the last three regular season games as well as both playoff games
- Averaged 7.1 points and 1.4 rebounds per game, averaging 16.6 minutes of action
- Shot 38 percent from beyond the arc
- Registered a season-high 25 points and made a Sparks' single-game record of seven 3-pointers against the Liberty on June 24
- Logged 17 points, three rebounds and two steals in the Sparks' first round playoff win over the Minnesota on Aug. 21

2017 (Los Angeles):

- Played 23 games and started in 6 games
- Averaged 6.4 points and 1.4 rebounds in 17.7 minutes of action per game
- Scored a season-high 15 points against Phoenix on June 18
- Missed 9 games with left knee strain

2016 (Los Angeles):

- Traded to Los Angeles for Erin Phillips
- Suffered a ruptured left Achilles tendon while playing in Dubai during the off-season and missed the entire season

2015 (Tulsa):

- Appeared in 29 games and started in 20
- Averaged 15.6 points, 3.4 rebounds, 2.6 assists and 1.5 steals per game
- Ranked eighth in the league in scoring, third in made three-pointers, tied for fourth in made free throws

2014 (Tulsa):

- Appeared in eleven games and started two
- Averaged 6.9 points, 1.8 rebounds, 1.2 assists and 1.4 steals per game

- Shot 40.6 percent from the field and a career-high 93.3 from the free throw line
- Recorded a season-high 27 points against Phoenix on May 30
- Sat out the majority of the season with a knee injury

2013 (Tulsa):

- Appeared in 27 games made six starts, averaging a career-high 15.6 points per game
- Scored the most points in a single game in WNBA history with 51 against San Antonio on Sept. 8
- Set career-highs for field goals made (17), field goals attempted (28), three point field goals made (eight), three point field goals attempted (14) and minutes played (35) against San Antonio on Sept. 8
- Ranked seventh in the league in three point percentage with 38.1 percent
- Ranked fifth in the league in free throw percentage shooting 90 percent from the charity stripe
- Named the league's Sixth Woman of the Year

2012 (Tulsa):

- Named to the All-Rookie Team
- Appeared in 33 games and made three starts, averaging 10.5 points, 2.4 rebounds and 2.1 assists per game
- Scored a career-high 27 points against Los Angeles on June 26
- Logged the most points in a quarter of any Shock player with 15 against Phoenix on June 17

TRANSACTIONS

- Selected by the Tulsa Shock in the second round with the 17th overall pick of the 2012 WNBA Draft
- Traded to the Los Angeles Sparks prior to the 2016 season along with the sixth pick in the 2016 WNBA draft in exchange for Erin Phillips, the fifth pick in the 2016 WNBA draft and a first round draft pick in the 2017 WNBA draft

PERSONAL

- Born and raised in Pahokee, Fla.
- Attended Pahokee High School where she was elected team MVP and captain by teammates both junior and senior seasons
- Was named first team all-state during senior season
- Scored a school record of 55 points against the defending state champions and averaged 32.5 points per game
- Has five letters in basketball, flag football and track and field
- Named to the Pahokee High School honor roll during senior year
- Majored in criminology at the University of Miami
- Grandmother is Shirley T. Williams and mother is Shirley Ann Williams
- Has five siblings: one sister, Rikina Jones and brothers, Ricky Williams, Joshua Jones and Solomon Williams

COLLEGE

- Named first team All-ACC in each of final two seasons and second team All-ACC Tournament as a senior
- Finished career averaging 16.4 ppg and 3.4 rebs while shooting 39.6% from the field and 82.2 percent from the free throw line
- Was named ACC player of the Week seven times
- Scored 27 or more points in eight games during Sophomore year (2009-10)
- Led the University of Miami and was second in the ACC with 19.6 ppg during Sophomore year (2009-10)
- During Junior year (2010-11) led the ACC and ranked 11th in the nation with 21.7ppg
- Is the record holder at Miami for Career Three-Point Field Goals Made 125 (G) and 272 (3FG)
- Record holder for Single Season Three-Point FG Made 36(G) and 106(3FG)
- Still holds eight Miami school records

REGULAR SEASON CAREER STATISTICS

Year-Team	GP	GS	MIN	-Field Goals-			-3 Field Goals-			-Free Throws-			-Rebounds-					-Averages-					
				FGM	FGA	PCT	3FGM	3FGA	PCT	FTM	FTA	PCT	OFF	DEF	TOT	AST	STL	BLK	PF	PTS	PPG	RPG	APG
2012-TUL	33	3	671	116	337	.344	38	117	.325	75	91	.824	25	55	80	69	51	9	65	345	10.5	2.4	2.1
2013-TUL	27	6	612	139	350	.397	45	118	.381	99	110	.900	14	50	64	49	27	7	59	422	15.6	2.4	1.8
2014-TUL	11	2	174	28	69	.406	6	27	.222	14	15	.933	5	15	20	13	15	2	16	76	6.9	1.8	1.2
2015-TUL	29	20	813	130	369	.352	56	162	.346	136	160	.850	16	84	100	74	43	15	78	452	15.6	3.4	2.6
2017-LAS	23	6	408	45	150	.321	20	74	.270	38	44	.864	6	26	32	16	19	3	42	148	6.4	1.4	0.7
2018-LAS	33	3	546	81	199	.407	48	128	.375	24	30	.800	12	34	46	22	22	3	52	234	7.1	1.4	0.7
2019-LAS	23	14	593	93	242	.384	54	138	.391	44	50	.880	13	47	60	37	26	4	58	284	12.3	2.6	1.6
Totals	179	54	3818	632	1706	.370	267	764	.349	430	500	.860	91	311	402	280	203	43	370	1961	10.9	2.2	1.5

PLAYOFF CAREER STATISTICS

Year-Team	GP	GS	MIN	-Field Goals-			-3 Field Goals-			-Free Throws-			-Rebounds-					-Averages-					
				FGM	FGA	PCT	3FGM	3FGA	PCT	FTM	FTA	PCT	OFF	DEF	TOT	AST	STL	BLK	PF	PTS	PPG	RPG	APG
2015-TUL	1	0	16	1	6	.167	0	2	0.0	0	0	0.0	0	2	2	1	1	0	2	2	2.0	2.0	1.0
2017-LAS	7	0	36	4	15	.267	3	8	.375	2	3	.667	1	0	1	1	2	0	5	13	1.9	0.1	0.1
2018-LAS	2	2	50	8	21	.381	3	12	.250	2	2	1.000	1	3	4	1	3	2	3	21	10.5	2.0	0.5
2019-LAS	4	4	95	11	39	.282	5	22	.227	1	4	.250	1	11	12	3	4	0	11	28	7.0	3.0	0.7
Totals	14	6	197	24	81	.296	11	44	.250	5	9	.555	3	16	19	6	10	2	21	64	4.5	1.3	.428



**SEASON BY
SEASON**

WNBA

2019 SPARKS REGULAR SEASON CUME STATS



PLAYER	GP	GS	MIN	-Field Goals-			-3-Pointers-			-Free Throws-			-Rebounds-					-Averages-					
				FGM	FGA	PCT	3FGM	3FGA	PCT	FTM	FTA	PCT	OFF	DEF	TOT	AST	STL	BLK	PF	PTS	PPG	RPG	APG
Parker, C	22	22	571	89	211	42.2	16	60	26.7	53	67	79.1	24	116	140	76	23	17	39	247	11.2	6.4	3.5
Ogwumike, N	32	32	892	207	406	51.0	23	68	33.8	77	93	82.8	73	209	282	58	60	15	92	514	16.1	8.8	1.8
Gray, C	34	34	1108	188	452	41.6	50	131	38.2	66	72	91.7	14	114	128	202	33	3	49	492	14.5	3.8	5.9
Ogwumike, C	32	14	697	125	293	49.4	1	4	25.0	55	68	80.9	81	103	184	25	33	23	110	306	9.6	5.8	0.8
Ruffin-Pratt, T	34	33	856	72	196	36.7	25	73	34.2	35	41	85.4	20	63	83	57	26	20	91	204	6.0	2.4	1.7
Williams, R	23	14	593	93	242	38.4	54	138	39.1	44	50	88.0	13	47	60	37	26	4	58	284	12.3	2.6	1.6
Brown, K	28	0	377	54	113	47.8	0	1	00.0	36	46	78.3	34	64	98	17	9	22	47	144	5.1	3.5	0.6
Beard, A	16	3	235	22	49	44.9	1	5	20.0	7	9	77.8	2	22	24	23	12	3	21	52	3.3	1.5	1.4
Vadeeva, M	15	1	180	51	104	49.0	5	16	31.3	10	13	76.9	18	40	58	10	15	3	23	117	7.8	3.9	0.7
Jones, A	20	1	243	28	70	40.0	11	33	33.3	12	15	80.0	2	20	22	36	6	4	29	79	4.0	1.1	1.8
Mabrey, M	31	0	355	45	131	34.3	21	77	27.2	14	16	87.5	6	32	38	30	19	7	23	125	4.0	1.3	1.7
Wiese, S	32	16	659	55	143	38.5	34	93	36.6	9	9	100.0	5	37	42	57	15	8	27	153	4.8	1.3	1.8
SPARKS	34	34	6825	1031	2388	43.2	242	710	34.1	418	499	83.8	294	870	1164	634	278	129	615	2722	80.0	34.2	18.6
OPPONENTS	34	34	6825	944	2313	40.8	241	700	34.4	497	627	79.3	334	901	1235	575	280	154	563	2626	77.2	36.3	16.9

2019 SPARKS GAME-BY-GAME RESULTS (22-12)

NO.	DATE	OPPONENT	W-L	SCORE	HOME	ROAD	TOTAL
1	5/26	@Las Vegas	L	70-83	0-0	0-1	0-1
2	5/31	CONNECTICUT	W	77-70	1-0	0-1	1-1
3	6/4	@New York	W	78-73	1-0	1-1	2-1
4	6/6	@Connecticut	L	77-89	1-0	1-2	2-2
5	6/8	@Minnesota	W	89-85	1-0	2-2	3-2
6	6/14	@Phoenix	W	85-68	1-0	3-2	4-2
7	6/15	NEW YORK	L	92-98	1-1	3-2	4-3
8	6/18	WASHINGTON	L	52-81	1-2	3-2	4-4
9	6/21	@Seattle	L	62-84	1-2	3-3	4-5
10	6/23	@Phoenix	L	72-82	1-2	3-4	4-6
11	6/27	LAS VEGAS	W	86-74	2-2	3-4	5-6
12	6/30	CHICAGO	W	94-69	3-2	3-4	6-6
13	7/7	WASHINGTON	W	98-81	4-2	3-4	7-6
14	7/9	@Dallas	L	62-74	4-2	3-5	7-7
15	7/12	@Indiana	W	90-84	4-2	4-5	8-7
16	7/14	@Atlanta	W	76-71	4-2	5-5	9-7
17	7/18	DALLAS	W	69-64	5-2	5-5	10-7
18	7/20	@New York	L	78-83	5-2	5-6	10-8
19	7/23	@Atlanta	W	78-66	5-2	6-6	11-8
20	8/1	LAS VEGAS	W	76-68	6-2	6-6	12-8
21	8/4	SEATTLE	W	83-75	7-2	6-6	13-8
22	8/8	PHOENIX	W	84-74	8-2	6-6	14-8
23	8/11	CHICAGO	W	84-81	9-2	6-6	15-8
24	8/14	@Dallas	L	78-84	9-2	6-7	15-9
25	8/16	@Chicago	L	81-91	9-2	6-8	15-10
26	8/20	MINNESOTA	W	81-71	10-2	6-8	16-10
27	8/22	INDIANA	W	98-65	11-2	6-8	17-10
28	8/25	CONNECTICUT	W	84-72	12-2	6-8	18-10
29	8/27	@Washington	L	66-95	12-2	6-9	18-11
30	8/29	@Indiana	W	87-83	12-2	7-9	19-11
31	8/31	@Las Vegas	L	86-92	12-2	7-10	19-12
32	9/3	ATLANTA	W	70-60	13-2	7-10	20-12
33	9/5	SEATTLE	W	102-68	14-2	7-10	21-12
34	9/8	MINNESOTA	W	77-68	15-2	7-10	22-12

WEST	W-L	PCT.	GB
Los Angeles	22-12	.647	---
Las Vegas	21-13	.618	1.0
Minnesota	18-16	.529	4.0
Seattle	18-16	.529	4.0
Phoenix	15-19	.441	7.0
Dallas	10-24	.294	12.0

2018 SPARKS REGULAR SEASON CUME STATS



PLAYER	GP	GS	MIN	-Field Goals-			-3-Pointers-			-Free Throws-			-Rebounds-					-Averages-					
				FGM	FGA	PCT	3FGM	3FGA	PCT	FTM	FTA	PCT	OFF	DEF	TOT	AST	STL	BLK	PF	PTS	PPG	RPG	APG
Parker, C	31	30	949	198	420	.471	41	119	.345	118	146	.808	51	202	253	146	38	33	65	555	17.9	8.2	4.7
Ogwumike, N	27	27	831	169	322	.525	9	26	.346	71	87	.816	49	135	184	53	42	12	77	418	15.5	6.8	2.0
Gray, C	34	34	1111	193	399	.484	38	97	.392	81	97	.835	17	99	116	175	48	6	65	505	14.9	3.4	5.1
Sims, O	34	24	867	104	268	.388	15	55	.273	57	79	.722	14	70	84	95	20	1	56	280	8.2	2.5	2.8
Carson, E	34	15	786	101	232	.435	39	108	.361	15	16	.938	10	80	90	31	29	12	51	256	7.5	2.6	0.9
Williams, R	33	3	546	81	199	.407	48	128	.375	24	30	.800	12	34	46	22	22	3	52	234	7.1	1.4	0.7
Lavender, J	30	7	511	68	159	.428	3	16	.188	18	20	.900	34	77	111	22	13	7	41	157	5.2	3.7	0.7
Beard, A	30	30	766	51	130	.392	2	5	.400	17	21	.810	36	62	98	50	44	6	73	121	4.0	3.3	1.7
Vadeeva, M	25	0	204	39	74	.527	4	12	.333	9	12	.750	18	37	55	11	9	11	45	91	3.6	2.2	0.4
Pondexter, C	13	0	134	15	43	.349	0	2	.000	17	19	.895	2	12	14	10	3	0	15	47	3.6	1.1	0.8
Samuelson, K	20	1	84	7	18	.389	5	16	.313	0	0	.000	2	8	10	6	2	5	13	19	1.0	0.5	0.3
Wiese, S	11	0	36	0	4	.000	0	4	.000	0	0	.000	0	3	3	2	0	0	5	0	0.0	0.3	0.2
SPARKS	34	170	6825	1026	2268	.452	204	588	.347	427	527	.810	245	819	1250	623	270	96	558	2683	78.9	36.8	18.3
OPPONENTS	34	170	6825	984	2186	.450	186	593	.314	464	587	.790	286	906	1417	636	223	91	567	2618	77.0	41.7	18.7

2018 SPARKS GAME-BY-GAME RESULTS (19-15)

NO.	DATE	OPPONENT	W-L	SCORE	HOME	ROAD	TOTAL
1	5/20	@Minnesota	W	77-76	0-0	1-0	1-0
2	5/22	@Indiana	W	87-70	0-0	2-0	2-0
3	5/24	@ Connecticut	L	94-102	0-0	2-1	2-1
4	5/27	PHEONIX	W	80-72	1-0	2-1	3-1
5	6/3	MINNESOTA	W	77-69	2-0	2-1	4-1
6	6/7	SEATTLE	L	63-88	2-1	2-1	4-2
7	6/10	CHICAGO	W	77-59	3-1	2-1	5-2
8	6/12	ATLANTA	W	72-64	4-1	2-1	6-2
9	6/15	@Washington	W	97-86	4-1	3-1	7-2
10	6/17	@Chicago	W	81-72	4-1	4-1	8-2
11	6/19	INDIANA	W	74-55	5-1	4-1	9-2
12	6/22	@Dallas	L	101-72	5-1	4-2	9-3
13	6/24	NEW YORK	W	80-54	6-1	4-2	10-3
14	6/26	DALLAS	W	87-83	7-1	4-2	11-3
15	6/28	@Seattle	L	72-81	7-1	4-3	11-4
16	6/29	@Las Vegas	L	78-94	7-1	4-4	11-5
17	7/1	LAS VEGAS	W	87-71	8-1	4-4	12-5
18	7/3	CONNECTICUT	L	72-73	8-2	4-4	12-6
19	7/5	@Minnesota	L	72-83	8-2	4-5	12-7
19	7/7	WASHINGTON	L	74-83	8-3	4-5	12-8
20	7/10	@Seattle	W	77-75	8-3	5-5	13-8
21	7/12	DALLAS	L	77-92	8-4	5-5	13-9
22	7/15	@Las Vegas	W	99-78	8-4	6-5	14-9
23	7/20	INDIANA	L	76-78	8-5	6-5	14-10
24	7/22	@Chicago	W	93-76	8-5	7-5	15-10
25	7/24	ATLANTA	L	71-81	8-6	7-5	15-11
26	8/2	MINNESOTA	W	79-57	9-6	7-5	16-11
27	8/5	PHEONIX	W	78-75	10-6	7-5	17-11
28	8/8	@New York	W	82-81	10-6	8-5	18-11
29	8/9	@Atlanta	L	73-79	10-6	8-6	18-12
30	8/12	@Pheonix	L	78-86	10-6	8-7	18-13
31	8/14	NEW YORK	W	74-66	11-6	8-7	19-13
32	8/17	@Washington	L	67-69	11-6	8-8	19-14
33	8/19	@Connecticut	L	86-89	11-6	8-8	19-15

WEST	W-L	PCT.	GB
Seattle-x	26-8	.765	---
Pheonix-x	20-14	.588	6.0
Los Angeles-x	19-15	.559	7.0
Minnesota-x	18-16	.529	8.0
Dallas-x	15-19	.441	11.0
Las Vegas-o	14-19	.424	11.5

2017 SPARKS REGULAR SEASON CUME STATS



Seated (L-R): Tiffany Jackson-Jones, Sandrine Gruda, Nneka Ogumike, Candace Parker, Jantel Lavender, Maimoura Diarah, Sydney Weise Chelsea Gray, Essence Carson, Ana Dabovic, Alana Beard;
 Standing (L-R): Michael Fischer, Thomas Archie, Bobbie Kelsey, Christine Simmons, Penny Toler, Odyssey Sims, Alana Beard, Essence Carson, Chelsea Gray, Riquna Williams, Brian Agler, Tonya Edwards, Bryce Agler, Simeon, Courtney Watson

PLAYER	GP	GS	-Field Goals-			-3 Field Goals-			-Free Throws-			-Rebounds-					-Averages-						
			MIN	FGM	FGA	PCT	3FGM	3FGA	PCT	FTM	FTA	PCT	OFF	DEF	TOT	AST	STL	BLK	PF	PTS	PPG	RPG	APG
Ogumike, N	34	34	1050	244	435	.561	18	53	.340	134	154	.870	61	202	263	72	63	18	99	640	18.8	7.7	2.1
Parker, C	33	33	1007	208	435	.478	45	127	.354	96	127	.756	40	237	277	141	48	55	77	557	16.9	8.4	4.3
Gray, C	34	34	1125	184	363	.507	53	110	.482	81	98	.827	21	92	113	151	36	8	74	502	14.8	3.3	4.4
Sims, O	31	14	752	113	253	.447	11	58	.190	62	70	.886	14	45	59	108	45	5	60	299	9.6	1.9	3.5
Lavender, J	32	0	1048	96	193	.497	6	19	.316	37	46	.804	21	92	113	76	71	17	93	235	7.3	3.0	0.9
Beard, A	34	34	553	104	213	.488	5	16	.313	22	26	.846	33	64	97	29	9	5	40	235	6.9	3.3	2.2
Williams, R	23	6	408	45	140	.321	20	74	.270	38	44	.864	6	26	32	16	19	3	42	148	6.4	1.4	0.7
Carson, E	24	14	464	42	104	.404	9	36	.250	21	24	.875	11	29	40	29	15	8	29	114	4.8	1.7	1.2
Wiese, S	28	0	222	23	60	.383	14	35	.400	4	8	.500	3	19	22	8	5	3	19	64	2.3	0.8	0.3
Gruda, S	7	0	28	4	11	.462	0	0	0.00	0	0	.000	1	3	4	0	0	0	4	8	1.1	0.6	0.0
Jackson, T	26	1	149	12	26	.364	0	1	0.00	5	8	.625	8	23	31	3	2	3	22	29	1.1	1.2	0.1
Ibekwe, I	6	0	23	1	9	.111	0	2	0.00	4	6	.667	2	3	5	0	1	0	5	6	1.0	0.8	0.0
Diarra, M	10	0	20	1	5	.200	0	0	.000	1	2	0.50	4	7	11	1	2	0	5	3	0.3	1.1	0.1
SPARKS	34	170	6850	1077	2247	.479	181	531	.341	505	613	.824	225	842	1067	634	316	125	569	2840	83.5	31.3	18.6
OPPONENTS	34	170	6850	944	2194	.430	204	614	.332	465	588	.791	294	789	1083	585	208	109	615	2557	75.2	31.8	17.2

2017 SPARKS GAME-BY-GAME RESULTS (26-8)

NO.	DATE	OPPONENT	W-L	SCORE	HOME	ROAD	TOTAL
1	5/13	SEATTLE	W	78 - 68	1-0	0-0	1-0
2	5/19	WASHINGTON	W	99 - 89	2-0	0-0	2-0
3	5/24	@Indiana	L	90 - 93	2-0	0-1	2-1
4	5/27	@Atlanta	L	73 - 75	2-0	0-2	2-2
5	5/30	@New York	W	90 - 75	2-0	1-2	3-2
6	6/6	CHICAGO	W	79 - 70	3-0	1-2	4-2
7	6/9	@Dallas	L	90 - 96	3-0	1-3	4-3
8	6/10	@Phoenix	W	89 - 79	3-0	2-3	5-3
9	6/13	DALLAS	W	97 - 87	4-0	2-3	6-3
10	6/15	SAN ANTONIO	W	80 - 75	5-0	2-3	7-3
11	6/18	PHOENIX	W	90 - 59	6-0	2-3	8-3
12	6/24	@Indiana	W	84 - 73	6-0	3-3	9-3
13	6/27	@Connecticut	W	87 - 79	6-0	4-3	10-3
14	6/30	@Atlanta	W	85 - 76	6-0	5-3	11-3
15	7/2	WASHINGTON	W	76 - 69	7-0	5-3	12-3
16	7/6	@Minnesota	L	77 - 88	7-0	5-4	12-4
17	7/8	@Seattle	L	69 - 81	7-0	5-5	12-5
18	7/13	CONNECTICUT	W	87 - 77	8-0	5-5	13-5
19	7/17	INDIANA	W	80 - 62	9-0	5-5	14-5
20	7/20	CHICAGO	L	80 - 82	9-1	5-5	14-6
21	7/25	SEATTLE	W	68 - 60	10-1	5-5	15-6
22	7/28	@San Antonio	W	85 - 73	10-1	6-5	16-6
23	7/30	DALLAS	W	95 - 74	11-1	6-5	17-6
24	8/4	NEW YORK	W	87 - 74	12-1	6-5	18-6
25	8/6	@Dallas	L	79 - 85	12-1	6-6	18-7
26	8/11	@Minnesota	W	70 - 64	12-1	7-6	19-7
27	8/13	@New York	L	69 - 83	12-1	7-7	19-8
28	8/16	@Washington	W	95 - 62	12-1	8-7	20-8
29	8/18	@Chicago	W	115 - 106(2OT)	12-1	9-7	21-8
30	8/22	SAN ANTONIO	W	75 - 55	13-1	7-7	22-8
31	8/24	@Phoenix	W	82 - 67	13-1	8-7	23-8
32	8/27	MINNESOTA	W	78 - 67	14-1	8-7	24-8
33	9/1	ATLANTA	W	81 - 56	15-1	8-7	25-8
34	9/3	CONNECTICUT	W	81 - 70	16-1	8-7	26-8

WEST	W-L	PCT.	GB
Minnesota-x	27-7	.794	---
Los Angeles-x	26-8	.765	1
Phoenix-x	18-16	.529	9
Dallas-x	16-18	.471	11
Seattle-x	15-19	.441	12
San Antonio-o	8-26	.235	19

2016 SPARKS REGULAR SEASON CUME STATS



Seated (L-R): Kristi Toliver, Chelsea Gray, Evgeniia Belyakova, Jelena Dujljevic, Essence Carson, Ana Dabovic, Alana Beard;
 Standing (L-R): Jantel Lavender, Ann Wauters, Michael Fischer, Amber Stocks, Penny Toler, Brian Agler, Tonya Edwards, Candace Parker, Sandrine Gruda, Nneka Ogumike

PLAYER	GP	GS	MIN	-Field Goals-			-3 Field Goals-			-Free Throws-			-Rebounds-					-Averages-					
				FGM	FGA	PCT	3FGM	3FGA	PCT	FTM	FTA	PCT	OFF	DEF	TOT	AST	STL	BLK	PF	PTS	PPG	RPG	APG
Ogwumike, N	33	33	1043	244	367	.665	16	26	.615	146	168	.869	77	222	299	101	42	39	113	650	19.7	9.1	3.1
Parker, C	34	34	1046	190	430	.442	42	110	.382	99	140	.707	33	217	250	166	47	33	74	521	15.3	7.4	4.9
Toliver, K	33	33	1060	142	333	.426	91	191	.424	72	81	.889	12	73	85	122	28	2	58	437	13.2	2.6	3.7
Lavender, J	34	0	659	150	279	.538	0	1	0.00	28	41	.683	37	87	124	44	10	17	42	328	9.6	3.6	1.3
Carson, E	34	34	791	102	227	.449	23	64	.359	49	55	.891	12	56	68	52	37	8	46	276	8.1	2.0	1.5
Beard, A	34	34	997	100	214	.467	13	38	.342	27	39	.692	31	80	111	73	59	20	96	240	7.1	3.3	2.1
Gray, C	33	1	540	71	157	.452	14	46	.304	39	50	.780	8	50	58	16	16	4	38	195	5.9	1.8	2.2
Dabovic, A	22	0	236	20	54	.370	3	19	.158	22	29	.759	6	11	17	29	13	0	37	65	3.0	0.8	1.3
Belyakova, E	20	0	238	16	54	.296	5	28	.179	7	16	.438	2	13	15	15	13	1	24	44	2.2	0.8	0.8
Dujljevic, J	15	0	79	9	22	.409	1	3	.333	3	3	1.00	2	11	13	7	1	1	10	22	1.5	0.9	0.5
Wauters, A	21	1	97	12	22	.545	0	0	0.00	6	8	.750	4	19	23	9	4	2	12	30	1.4	1.1	0.4
Gruda, S	7	0	37	3	9	.333	0	0	0.00	1	1	1.00	2	2	4	2	1	1	6	7	1.0	0.6	0.3
Knight, W	7	0	27	2	10	.200	2	7	.286	0	0	0.00	1	2	3	1	2	2	3	6	0.9	0.4	0.1
SPARKS	34	170	6850	1061	2178	.487	200	533	.375	499	631	.791	227	843	1302	692	273	130	559	2821	83.0	38.3	4.1
OPPONENTS	34	170	6850	976	2256	.433	174	570	.305	454	583	.779	309	793	1356	569	249	90	622	2580	75.9	39.9	3.3

2016 SPARKS GAME-BY-GAME RESULTS (28-6)

NO.	DATE	OPPONENT	W-L	SCORE	HOME	ROAD	TOTAL
1	5/15	SEATTLE	W	96-66	1-0	0-0	1-0
2	5/20	@Washington	W	97-67	1-0	1-0	2-0
3	5/21	@New York	W	79-72(OT)	1-0	2-0	3-0
4	5/24	@Chicago	W	93-80	1-0	3-0	4-0
5	5/26	@Connecticut	W	77-72	1-0	4-0	5-0
6	6/2	SAN ANTONIO	W	68-61	2-0	4-0	6-0
7	6/4	@San Antonio	W	74-61	2-0	5-0	7-0
8	6/7	NEW YORK	W	100-77	3-0	5-0	8-0
9	6/11	@Dallas	W	97-73	3-0	6-0	9-0
10	6/14	CHICAGO	W	98-85	4-0	6-0	10-0
11	6/17	PHOENIX	W	77-71	5-0	6-0	11-0
12	6/21	MINNESOTA	L	69-72	5-1	6-0	11-1
13	6/24	@Minnesota	W	94-76	5-1	7-0	12-1
14	6/26	CONNECTICUT	W	80-73	6-1	7-0	13-1
15	6/28	DALLAS	W	89-84	7-1	7-0	14-1
16	6/30	ATLANTA	W	84-75	8-1	7-0	15-1
17	7/3	NEW YORK	W	77-67	9-1	7-0	16-1
18	7/6	INDIANA	W	94-88	10-1	7-0	17-1
19	7/10	WASHINGTON	W	93-82	11-1	7-0	18-1
20	7/13	@Chicago	W	77-67	11-1	8-0	19-1
21	7/15	@Connecticut	W	98-92(OT)	11-1	9-0	20-1
22	7/17	@Atlanta	L	74-91	11-1	9-1	20-2
23	7/19	@Indiana	L	82-92	11-1	9-2	20-3
24	7/22	@Washington	W	95-75	11-1	10-2	21-3
25	8/26	@Seattle	L	72-79	11-1	10-3	21-4
26	8/28	@Phoenix	L	66-70	11-1	10-4	21-5
27	9/1	@San Antonio	W	70-61	11-1	11-4	22-5
28	9/2	@Dallas	W	87-79	11-1	12-4	23-5
29	9/4	INDIANA	W	88-81	12-1	12-4	24-5
30	9/6	MINNESOTA	L	74-77	12-2	12-4	24-6
31	9/8	ATLANTA	L	81-86	12-3	12-4	24-7
32	9/11	@Seattle	L	60-78	12-3	12-5	24-8
33	9/13	PHOENIX	W	90-85	13-3	12-5	25-8
34	9/16	SAN ANTONIO	W	71-65	14-3	12-5	26-8

WEST	W-L	PCT.	GB
Minnesota-x	28-6	.824	----
Los Angeles-x	26-8	.765	2.0
Seattle-x	16-18	.471	12.0
Phoenix-x	16-18	.471	12.0
Dallas-o	11-23	.324	17.0
San Antonio-0	7-27	.206	21.0

2015 SPARKS REGULAR SEASON CUME STATS



Seated (L-R): Temeka Johnson, Kristi Toliver, Ana Dabovic, Alana Beard, Farhiya Abdi, Crystal Bradford, Erin Phillips;
 Standing (L-R): Steve Smith, Brian Agler, Jantel Lavender, Marianna Tolo, Jennifer Hamson, Candace Parker, Nneka Ogumike, Amber Stocks, Curt Miller.

PLAYER	GP	GS	-Field Goals-			-3 Field Goals-			-Free Throws-			-Rebounds-						-Averages-					
			MIN	FGM	FGA	PCT	3FGM	3FGA	PCT	FTM	FTA	PCT	OFF	DEF	TOT	AST	STL	BLK	PF	PTS	PPG	RPG	APG
Parker	16	16	551	116	237	.489	12	43	.279	66	81	.815	18	143	161	100	31	29	39	310	19.4	10.1	6.3
Ogumike	23	23	784	147	280	.525	1	12	.083	84	97	.866	48	119	167	49	25	11	57	379	16.5	7.3	2.1
Lavender	34	34	1148	211	402	.525	3	9	.333	67	76	.882	68	213	281	62	14	41	58	492	14.5	8.3	1.8
Toliver	28	28	864	119	265	.449	43	112	.384	65	72	.903	10	54	64	104	23	1	47	346	12.4	2.3	3.7
Dabovic	24	8	526	74	166	.446	20	60	.333	42	52	.808	11	28	39	46	21	1	69	310	8.8	1.6	1.9
Beard	14	11	365	49	100	.490	2	11	.182	9	10	.900	3	40	43	38	17	7	31	109	7.8	3.1	2.7
Phillips	12	12	371	26	91	.286	12	45	.267	17	20	.850	10	26	36	37	11	2	29	81	6.8	3.0	3.1
Lacy	8	4	176	18	44	.409	8	27	.296	0	0	0.00	8	15	23	5	2	1	21	44	5.5	2.9	0.6
Johnson	34	11	718	60	181	.323	17	69	.246	37	44	.841	11	70	81	122	23	0	74	174	5.1	2.4	3.6
Tolo	28	14	531	54	117	.462	0	7	0.00	29	36	.806	21	62	83	29	7	28	84	137	4.9	3.0	1.0
Abdi	17	5	237	28	79	.354	9	33	.273	4	7	.571	5	25	30	9	7	2	31	69	4.1	1.8	0.5
Hoover	12	1	171	15	47	.319	8	28	.286	7	7	1.00	3	12	15	4	2	1	18	45	3.8	1.3	0.3
Snow	2	0	26	3	7	.429	0	0	0.00	0	2	0.00	0	3	3	0	0	1	4	6	3.0	1.5	0.0
Lister	7	0	65	8	15	.533	4	5	.800	0	0	0.00	4	5	9	4	2	0	4	20	2.9	1.3	0.6
Bradford	15	1	142	15	55	.278	6	26	.231	5	7	.714	4	16	20	7	6	2	20	41	2.7	1.3	0.5
Hamson	25	2	163	16	29	.552	0	0	0.00	8	29	.276	16	21	37	5	6	13	22	40	1.6	1.5	0.2
Clements	1	0	5	0	2	0.00	0	2	0.00	0	0	0.00	0	1	1	0	0	0	0	0	0.0	1.0	0.0
SPARKS	34	170	6850	959	2121	.452	145	489	.297	440	540	.815	240	853	1332	621	197	140	608	2503	73.6	39.2	18.3
OPPONENTS	34	170	6850	915	2206	.415	160	490	.327	545	703	.775	310	809	1379	550	239	110	577	2535	74.6	40.6	16.2

2015 SPARKS GAME-BY-GAME RESULTS (14-20)

NO.	DATE	OPPONENT	W-L	SCORE	HOME	ROAD	TOTAL
1	6/6	@Seattle	L	61-86	0-0	0-1	0-1
2	6/14	Seattle	L	54-60	0-1	0-1	0-2
3	6/16	Minnesota	L	52-67	0-2	0-1	0-3
4	6/21	Connecticut	L	68-76	0-3	0-1	0-4
5	6/23	@Washington	L	80-84	0-3	0-2	0-5
6	6/26	@Connecticut	L	76-80	0-3	0-3	0-6
7	6/28	@New York	L	70-79	0-3	0-4	0-7
8	7/2	San Antonio	W	86-81	1-3	0-4	1-7
9	7/3	Tulsa	W	98-95	2-3	0-4	2-7
10	7/5	Phoenix	L	91-94	2-4	0-4	2-8
11	7/8	@San Antonio	L	63-70	2-4	0-5	2-9
12	7/11	@Tulsa	L	67-82	2-4	0-6	2-10
13	7/15	@Seattle	L	61-68	2-4	0-7	2-11
14	7/16	Atlanta	L	72-76	2-5	0-7	2-12
15	7/21	Phoenix	W	70-65	3-5	0-7	3-12
16	7/22	New York	L	53-59	3-6	0-7	3-13
17	7/29	@Minnesota	L	76-82	3-6	0-8	3-14
18	7/31	@Chicago	W	88-77	3-6	1-8	4-14
19	8/2	@San Antonio	W	80-78	3-6	2-8	5-14
20	8/4	Minnesota	W	83-61	4-6	2-8	6-14
21	8/6	Tulsa	W	84-57	5-6	2-8	7-14
22	8/9	@Minnesota	L	64-72	5-6	2-9	7-15
23	8/11	Seattle	L	77-85	5-7	2-9	7-16
24	8/16	Chicago	W	76-64	6-7	2-9	8-16
25	8/18	Indiana	L	68-79	6-8	2-9	8-17
26	8/21	@Phoenix	W	78-68	6-8	3-9	9-17
27	8/23	@San Antonio	W	90-59	6-8	4-9	10-17
28	8/26	@Indiana	W	81-79	6-8	5-9	11-17
29	8/28	@Tulsa	L	66-76	6-8	5-10	11-18
30	8/30	San Antonio	W	60-52	7-8	5-10	12-18
31	9/3	Washington	W	93-91	8-8	5-10	13-18
32	9/6	Tulsa	W	92-73	9-8	5-10	14-18
33	9/9	@Atlanta	L	60-90	9-8	5-11	14-19
34	9/11	@Phoenix	L	65-70	9-8	5-12	14-20

WEST	W-L	PCT.	GB
Minnesota-x	22-12	.647	----
Phoenix-x	20-14	.588	2.0
Tulsa-x	18-16	.529	4.0
<u>Los Angeles-x</u>	<u>14-20</u>	<u>.412</u>	<u>8.0</u>
Seattle-o	10-24	.294	12.0
San Antonio-0	8-26	.235	14.0

2014 SPARKS REGULAR SEASON CUME STATS



Seated (L-R): Armintie Herrington, Lindsey Harding, Alana Beard, Candace Parker, Candice Wiggins, Farhiya Abdi, Kristi Toliver;
 Standing (L-R): William Scott, Angela Bryant, Michael Fischer, Nikki Greene, Sandrine Gruda, Gary Kloppenburg, Penny Toler, Steve Smith, Jantel Lavender,
 Nneka Ogumike, Courtney Watson, Thomas Archie

PLAYER	GP	GS	MIN	-Field Goals-			-3 Field Goals-			-Free Throws-			-Rebounds-					-Averages-					
				FGM	FGA	PCT	3FGM	3FGA	PCT	FTM	FTA	PCT	OFF	DEF	TOT	AST	STL	BLK	PF	PTS	PPG	RPG	APG
Parker	30	29	994	216	461	.469	19	62	.306	132	156	.846	29	185	214	128	54	41	51	583	19.4	7.1	4.3
Ogumike	33	33	909	204	392	.520	3	10	.300	110	126	.873	66	168	234	49	58	16	93	521	15.8	7.1	1.5
Lavender	34	27	961	174	330	.527	1	5	.200	54	68	.794	66	147	213	51	17	27	66	403	11.9	6.3	1.5
Toliver	27	21	772	115	260	.442	46	117	.393	43	51	.843	8	50	58	111	30	1	66	319	11.8	2.1	4.1
Beard	33	33	915	119	257	.463	8	28	.286	35	47	.745	19	67	86	84	37	15	86	281	8.5	2.6	2.5
Harding	31	10	705	70	210	.333	5	22	.227	33	42	.786	14	41	55	98	32	1	50	178	5.7	1.8	3.2
Herrington	34	17	788	59	123	.480	0	1	.000	16	35	.457	41	53	94	67	51	6	65	134	3.9	2.8	1.9
Gruda	34	0	410	51	130	.392	0	0	.000	26	39	.667	40	62	102	19	13	5	43	128	3.8	3.0	0.6
Abdi	17	0	143	19	44	.432	1	7	.143	3	3	1.000	3	6	9	5	1	0	15	42	2.5	0.5	0.3
Prahalis	2	0	21	2	4	.500	0	1	.000	0	0	.000	0	3	3	0	0	0	4	4	2.0	1.5	0.0
Wiggins	17	0	237	9	48	.188	6	24	.250	4	5	.800	8	12	20	16	12	3	31	28	1.6	1.2	0.9
Morris	4	0	30	3	13	.231	0	5	.000	0	0	.000	2	1	3	3	2	0	5	6	1.5	0.8	0.8
Greene	11	0	38	2	10	.200	0	0	.000	1	1	1.000	3	8	11	0	1	1	10	5	0.5	1.0	0.0
SPARKS	34	170	6923	1043	2282	.457	89	282	.316	457	573	.798	299	803	1102	631	308	116	585	2632	77.4	32.4	18.6
OPPONENTS	34	170	6923	1006	2238	.450	158	502	.315	469	580	.809	305	839	1144	615	274	111	569	2639	77.6	33.6	18.1

2014 SPARKS GAME-BY-GAME RESULTS (16-18)

NO.	DATE	OPPONENT	W-L	SCORE	HOME	ROAD	TOTAL
1	5/16	@Seattle	W	80-69	0-0	1-0	1-0
2	5/18	PHOENIX	L	69-74	0-1	1-0	1-1
3	5/25	SAN ANTONIO	W	83-62	1-1	1-0	2-1
4	6/1	@Washington	L	84-92 (3OT)	1-1	1-1	2-2
5	6/3	@Atlanta	L	85-93	1-1	1-2	2-3
6	6/6	@Chicago	W	102-88	1-1	2-2	3-3
7	6/8	MINNESOTA	L	72-85	1-2	2-2	3-4
8	6/13	@Tulsa	L	67-69	1-2	2-3	3-5
9	6/14	@San Antonio	L	74-101	1-2	2-4	3-6
10	6/17	MINNESOTA	L	77-94	1-3	2-4	3-7
11	6/19	TULSA	W	87-77	2-3	2-4	4-7
12	6/22	SAN ANTONIO	L	69-72	2-4	2-4	4-8
13	6/24	SEATTLE	W	65-57	3-4	2-4	5-8
14	6/28	@Tulsa	W	92-89 (OT)	3-4	3-4	6-8
15	7/1	CHICAGO	L	83-90	3-5	3-4	6-9
16	7/3	@Seattle	W	70-56	3-5	4-4	7-9
17	7/6	PHOENIX	L	89-94	3-6	4-4	7-10
18	7/8	@Minnesota	L	72-83	3-6	4-5	7-11
19	7/11	@New York	W	68-54	3-6	5-5	8-11
20	7/13	@Connecticut	W	90-64	3-6	6-5	9-11
21	7/15	@Indiana	W	86-78	3-6	7-5	10-11
22	7/17	WASHINGTON	L	75-79	3-7	7-5	10-12
23	7/23	NEW YORK	L	64-66	3-8	7-5	10-13
24	7/24	PHOENIX	L	73-93	3-9	7-5	10-14
25	7/26	@Seattle	W	77-69	3-9	8-5	11-14
26	7/28	INDIANA	W	77-73	4-9	8-5	12-14
27	7/29	@Phoenix	L	69-90	4-9	8-6	12-15
28	8/3	CONNECTICUT	W	70-69	5-9	8-6	13-15
29	8/5	TULSA	L	90-96	5-10	8-6	13-16
30	8/8	ATLANTA	W	80-77 (OT)	6-10	8-6	14-16
31	8/10	@San Antonio	L	76-82	6-10	8-7	14-17
32	8/12	@Minnesota	W	71-63	6-10	9-7	15-17
33	8/15	SEATTLE	W	77-65	7-10	9-7	16-17
34	8/16	@Phoenix	L	69-76	7-10	9-8	16-18

WEST	W-L	PCT.	GB
Phoenix-y	29-5	.853	---
Minnesota-x	25-9	.735	4.0
San Antonio-x	16-18	.471	13.0
Los Angeles-x	16-18	.471	13.0
Tulsa-e	12-22	.353	17.0
Seattle-e	12-22	.353	17.0

2013 SPARKS REGULAR SEASON STATS



Seated (L-R): Ebony Hoffman, Marissa Coleman, Nneka Ogumike, Paula Madison, Candace Parker, Jantel Lavender, Jenna O'Hea;
 Standing (L-R): Michael Fischer, Michael McIntyre, Bridget Pettis, Sandy Brondello, Carol Ross, Farhiya Abdi, Lindsey Harding, Kristi Toliver, A'dia Mathies,
 Alana Beard, Penny Toler, Vincent Malcolm, Courtney Watson,
 Thomas Archie, Bruce Deziel, Angela Bryant

PLAYER	GP	GS	-Field Goals-			-3 Field Goals-			-Free Throws-			-Rebounds-						-Averages-					
			MIN	FGM	FGA	PCT	3FGM	3FGA	PCT	FTM	FTA	PCT	OFF	DEF	TOT	AST	STL	BLK	PF	PTS	PPG	RPG	APG
Parker	31	31	889	208	422	.493	9	35	.257	131	172	.762	44	225	269	117	40	57	42	556	17.9	8.7	3.8
Ogumike	34	34	878	192	339	.566	2	5	.400	109	132	.826	95	163	258	45	50	33	101	495	14.6	7.6	1.3
Toliver	34	34	1019	181	396	.457	49	128	.383	69	83	.831	18	69	87	114	43	6	86	480	14.1	2.6	3.4
Harding	33	33	1011	134	304	.441	4	22	.182	88	116	.759	17	72	89	170	34	13	60	360	10.9	2.7	5.2
Lavender	34	3	571	107	211	.507	0	0	.000	32	37	.865	49	105	154	18	19	22	52	246	7.2	4.5	0.5
Beard	32	32	703	85	185	.459	1	8	.125	28	34	.824	13	59	72	45	40	10	72	199	6.2	2.3	1.4
Coleman	34	3	595	58	135	.430	20	50	.400	21	33	.636	32	68	100	34	24	5	43	157	4.6	2.9	1.0
Hoffman	33	0	412	46	108	.426	1	14	.071	8	9	.889	14	50	64	33	16	11	73	101	3.1	1.9	1.0
O'Hea	29	0	398	28	64	.438	20	40	.500	10	15	.667	12	38	50	31	10	6	38	86	3.0	1.7	1.1
Mathies	30	0	276	24	68	.353	4	16	.250	16	25	.640	7	13	20	23	9	2	35	68	2.3	0.7	0.8
Abdi	17	0	122	15	39	.385	0	0	.000	8	12	.667	4	8	12	9	2	1	15	38	2.2	0.7	0.5
SPARKS	34	170	6875	1078	2271	.475	110	318	.345	520	668	.778	305	870	1175	639	287	166	617	2786	81.9	34.6	18.8
OPPONENTS	34	170	6875	954	2313	.412	137	471	.291	504	655	.769	357	787	1144	534	278	109	601	2549	75.0	33.6	15.7

2013 SPARKS GAME-BY-GAME RESULTS (24-10)

NO.	DATE	OPPONENT	W-L	SCORE	HOME	ROAD	TOTAL
1	5/26	SEATTLE	W	102-69	1-0	0-0	1-0
2	6/1	@San Antonio	L	78-83	1-0	0-1	1-1
3	6/8	TULSA	W	76-69	2-0	0-1	2-1
4	6/14	@Phoenix	L	81-97	2-0	0-2	2-2
5	6/15	SAN ANTONIO	W	84-48	3-0	0-2	3-2
6	6/21	MINNESOTA	W	87-59	4-0	0-2	4-2
7	6/23	WASHINGTON	W	76-69 (OT)	5-0	0-2	5-2
8	6/28	@Minnesota	L	64-88	5-0	0-3	5-3
9	6/29	@Chicago	L	82-94	5-0	0-4	5-4
10	7/2	MINNESOTA	W	96-66	6-0	0-4	6-4
11	7/4	NEW YORK	W	97-89	7-0	0-4	7-4
12	7/6	SAN ANTONIO	W	93-66	8-0	0-4	8-4
13	7/11	@Tulsa	W	94-78	8-0	1-4	9-4
14	7/14	@Phoenix	W	88-76	8-0	2-4	10-4
15	7/17	ATLANTA	W	77-73	9-0	2-4	11-4
16	7/18	PHOENIX	L	84-90	9-1	2-4	11-5
17	7/20	@Seattle	W	65-64	9-1	3-4	12-5
18	7/25	SEATTLE	L	66-73	9-2	3-4	12-6
19	8/2	@Tulsa	L	89-96	9-2	3-5	12-7
20	8/4	@Washington	W	75-57	9-2	4-5	13-7
21	8/6	@Connecticut	W	74-72	9-2	5-5	14-7
22	8/8	@Indiana	W	74-64	9-2	6-5	15-7
23	8/10	@New York	W	85-67	9-2	7-5	16-7
24	8/13	CHICAGO	W	80-76	10-2	7-5	17-7
25	8/16	INDIANA	W	94-72	11-2	7-5	18-7
26	8/20	@Seattle	L	57-77	11-2	7-6	18-8
27	8/25	TULSA	W	90-88 (OT)	12-2	7-6	19-8
28	8/27	CONNECTICUT	W	91-78	13-2	7-6	20-8
29	8/31	@San Antonio	W	80-67	13-2	8-6	21-8
30	9/2	@Atlanta	L	82-92	13-2	8-7	21-9
31	9/4	@Minnesota	L	74-83	13-2	8-8	21-10
32	9/6	@Tulsa	W	74-70	13-2	9-8	22-10
33	9/12	MINNESOTA	W	85-84	14-2	9-8	23-10
34	9/15	PHOENIX	W	89-55	15-2	9-8	24-10

WEST	W-L	PCT.	GB
Minnesota-z	26-8	.765	----
Los Angeles-x	24-10	.706	2.0
Phoenix-x	19-15	.559	7.0
Seattle-x	17-17	.500	9.0
San Antonio-e	12-22	.353	14.0
Tulsa-e	11-23	.324	15.0

2012 SPARKS REGULAR SEASON CUME STATS



Seated (L-R): Jenna O'Hea, April Sykes, Kristi Toliver, Paula Madison, Alana Beard, Marissa Coleman, Nneka Ogumike;
 Standing (L-R): Jim Lewis, Mike Levy, Sandy Brondello, Carol Ross, Ebony Hoffman, DeLisha Milton-Jones, Nicky Anosike, Candace Parker, Jantel Lavender,
 Penny Toler, Thomas Archie, Courtney Watson, Angela Bryant

PLAYER	GP	GS	MIN	-Field Goals-			-3 Field Goals-			-Free Throws-			-Rebounds-					-Averages-					
				FGM	FGA	PCT	3FGM	3FGA	PCT	FTM	FTA	PCT	OFF	DEF	TOT	AST	STL	BLK	PF	PTS	PPG	RPG	APG
Toliver	34	33	1071	197	401	.491	64	151	.424	137	152	.901	31	78	109	166	45	3	102	595	17.5	3.2	4.9
Parker	33	33	1014	228	474	.481	19	59	.322	98	138	.710	83	237	320	110	51	76	58	573	17.4	9.7	3.3
Ogumike	33	33	920	178	333	.535	1	7	.143	105	143	.734	98	149	247	40	46	29	87	462	14.0	7.5	1.2
Beard	33	33	1017	137	314	.436	35	87	.402	66	83	.795	10	61	71	109	66	13	91	375	11.4	2.2	3.3
Milton-Jones	34	34	926	123	295	.417	29	89	.326	65	79	.823	48	102	150	60	34	24	95	340	10.0	4.4	1.8
Lavender	34	1	490	81	160	.506	0	0	.000	27	32	.844	50	84	134	18	9	18	56	189	5.6	3.9	0.5
O'Hea	8	0	144	13	25	.520	7	14	.500	5	7	.714	8	12	20	16	3	1	14	38	4.8	2.5	2.0
Sykes	30	0	259	33	87	.379	18	48	.375	8	15	.533	8	26	34	19	9	4	27	92	3.1	1.1	0.6
Coleman	34	2	548	37	116	.319	14	55	.255	18	20	.900	24	63	87	36	21	8	44	106	3.1	2.6	1.1
Miller	10	1	141	11	37	.297	2	6	.333	2	2	1.000	9	18	27	11	2	0	4	26	2.6	2.7	1.1
Hoffman	20	0	208	15	52	.346	5	19	.263	8	10	.800	13	29	42	9	13	1	30	49	2.5	2.1	0.5
Anosike	10	0	57	2	8	.250	0	0	.000	6	6	1.000	0	12	12	5	3	2	9	10	1.0	1.2	0.5
Evans	3	0	15	1	5	.200	0	4	.000	0	0	.000	0	0	0	3	1	0	1	2	0.7	0.0	1.0
Riley	2	0	15	0	5	.000	0	1	.000	0	0	.000	0	1	1	2	0	0	3	0	0.0	0.5	1.0
SPARKS	34	170	6825	1059	2312	.458	194	540	.359	545	687	.793	382	872	1254	604	303	179	621	2857	84.0	36.9	17.8
OPPONENTS	34	170	6825	992	2385	.416	208	645	.322	469	641	.732	382	759	1141	589	302	104	606	2661	78.3	33.6	17.3

2012 SPARKS GAME-BY-GAME RESULTS (24-10)

NO.	DATE	OPPONENT	W-L	SCORE	HOME	ROAD	TOTAL
1	5/18	@Seattle	W	72-66	0-0	1-0	1-0
2	5/22	SEATTLE	W	74-61	1-0	1-0	2-0
3	5/24	@Minnesota	L	84-92	1-0	1-1	2-1
4	5/26	@Phoenix	W	99-88	1-0	2-1	3-1
5	5/29	TULSA	W	76-75	2-0	2-1	4-1
6	6/3	SEATTLE	W	67-65	3-0	2-1	5-1
7	6/8	PHOENIX	W	90-74	4-0	2-1	6-1
8	6/13	@Connecticut	W	87-81	4-0	3-1	7-1
9	6/15	@Atlanta	L	59-92	4-0	3-2	7-2
10	6/16	@San Antonio	L	85-98 (OT)	4-0	3-3	7-3
11	6/18	WASHINGTON	W	101-70	5-0	3-3	8-3
12	6/20	TULSA	W	95-79	6-0	3-3	9-3
13	6/23	@Phoenix	W	93-84	6-0	4-3	10-3
14	6/24	SAN ANTONIO	L	71-91	6-1	4-3	10-4
15	6/26	@Tulsa	L	75-91	6-1	4-4	10-5
16	6/28	@San Antonio	L	80-94	6-1	4-5	10-6
17	7/5	MINNESOTA	W	96-90	7-1	4-5	11-6
18	7/7	SEATTLE	W	83-59	8-1	4-5	12-6
19	7/8	ATLANTA	W	79-63	9-1	4-5	13-6
20	7/10	@Phoenix	W	90-71	9-1	5-5	14-6
21	7/12	@Indiana	W	77-74	9-1	6-5	15-6
22	8/18	@Seattle	W	82-71	9-1	7-5	16-6
23	8/21	INDIANA	W	79-69	10-1	7-5	17-6
24	8/23	SAN ANTONIO	W	101-77	11-1	7-5	18-6
25	8/25	NEW YORK	W	87-62	12-1	7-5	19-6
26	8/30	@Tulsa	L	85-99	12-1	7-6	19-7
27	9/2	@Chicago	L	74-85	12-1	7-7	19-8
28	9/4	@Minnesota	L	77-88	12-1	7-8	19-9
29	9/7	@Washington	W	96-68	12-1	8-8	20-9
30	9/9	@New York	L	71-73	12-1	8-9	20-10
31	9/13	CHICAGO	W	86-77	13-1	8-9	21-10
32	9/14	CONNECTICUT	W	93-82	14-1	8-9	22-10
33	9/18	PHOENIX	W	101-76	15-1	8-9	23-10
34	9/20	MINNESOTA	W	92-76	16-1	8-9	24-10

WEST	W-L	PCT.	GB
Minnesota-z	27-7	.794	----
Los Angeles-x	24-10	.706	3.0
San Antonio-x	21-13	.618	6.0
Seattle-x	16-18	.471	11.0
Tulsa-e	9-25	.265	18.0
Phoenix-e	7-27	.206	20.0

2011 SPARKS REGULAR SEASON CUME STATS



Seated (L-R): Natasha Lacy, Jenna O'Hea, LaToya Pringle, Joe Bryant, Jantel Lavender, Ebony Hoffman, Kristi Toliver;
 Standing (L-R): Angela Bryant, Michael McIntyre, Sandy Brondello, Mike Levy, Noelle Quinn, DeLisha Milton-Jones, Candace Parker, Tina Thompson, Ticha Penicheiro, Courtney Watson, Penny Toler, Thomas Archie, Kevin McConnell

PLAYER	GP	GS	MIN	-Field Goals-			-3 Field Goals-			-Free Throws-			-Rebounds-					-Averages-					
				FGM	FGA	PCT	3FGM	3FGA	PCT	FTM	FTA	PCT	OFF	DEF	TOT	AST	STL	BLK	PF	PTS	PPG	RPG	APG
Parker	17	16	555	116	227	.511	18	43	.419	64	87	.736	21	125	146	47	21	27	34	314	18.5	8.6	2.8
Milton-Jones	34	34	891	154	333	.462	25	71	.352	64	77	.831	55	103	158	67	32	12	99	397	11.7	4.6	2.0
Toliver	32	17	754	1236	298	.423	56	131	.427	49	54	.907	18	43	61	93	21	0	58	357	11.2	1.9	2.9
Thompson	34	33	851	120	311	.386	43	127	.339	55	66	.833	50	106	156	38	39	23	74	338	9.9	4.6	1.1
Hoffman	34	16	752	97	222	.437	24	56	.429	38	45	.844	44	98	142	37	36	9	77	256	7.5	4.2	1.1
Lavender	33	3	487	92	184	.500	0	0	.000	33	45	.733	35	68	103	15	6	12	46	217	6.6	3.1	0.5
Penicheiro	34	23	807	72	148	.486	15	36	.417	46	53	.868	7	87	94	162	28	3	48	205	6.0	2.8	4.8
Quinn	33	23	681	64	164	.390	23	58	.397	18	22	.818	11	48	59	65	21	2	26	169	5.1	1.8	2.0
Lacy	29	0	394	57	133	.429	4	12	.333	27	50	.540	19	45	64	48	28	9	40	145	5.0	2.2	1.7
O'Hea	31	5	507	49	113	.434	28	63	.444	22	28	.786	15	32	47	40	12	5	46	148	4.8	1.5	1.3
Pringle	20	0	222	26	55	.473	1	1	1.000	24	27	.889	18	29	47	5	5	13	27	77	3.9	2.4	0.3
SPARKS	34	170	6900	973	2188	.445	237	598	.396	440	554	.794	293	784	1077	617	249	115	575	2623	77.1	31.7	18.1
OPPONENTS	34	170	6900	1042	2332	.447	207	615	.337	440	572	.769	376	808	1184	616	262	77	607	2731	80.3	34.8	18.1

2011 SPARKS GAME-BY-GAME RESULTS (15-19)

NO.	DATE	OPPONENT	W-L	SCORE	HOME	ROAD	TOTAL
1	6/3	MINNESOTA	W	82-74	1-0	0-0	1-0
2	6/5	@Minnesota	L	69-86	1-0	0-1	1-1
3	6/10	PHOENIX	W	98-84	2-0	0-0	2-1
4	6/19	SEATTLE	W	74-50	3-0	0-1	3-1
5	6/21	NEW YORK	W	96-91	4-0	0-1	4-1
6	6/24	@San Antonio	L	80-90 (OT)	4-0	0-2	4-2
7	6/26	@New York	L	67-77	4-0	0-3	4-3
8	6/28	@Connecticut	L	76-79	4-0	0-4	4-4
9	7/5	@Phoenix	L	82-100	4-0	0-5	4-5
10	7/9	@Seattle	L	80-89	4-0	0-6	4-6
11	7/12	@San Antonio	W	84-74	4-0	1-6	5-6
12	7/15	@Tulsa	W	79-74	4-0	2-6	6-6
13	7/17	WASHINGTON	L	85-89 (OT)	4-1	2-6	6-7
14	7/18	SAN ANTONIO	L	69-79	4-2	2-6	6-8
15	7/26	@Minnesota	L	72-85	4-2	2-7	6-9
16	7/28	@Atlanta	L	80-89	4-2	2-8	6-10
17	7/30	@Chicago	W	88-84	4-2	3-8	7-10
18	7/31	@Indiana	L	63-98	4-2	3-9	7-11
19	8/3	CONNECTICUT	L	70-79	4-3	3-9	7-12
20	8/7	MINNESOTA	L	78-84	4-4	3-9	7-13
21	8/9	TULSA	W	71-66	5-4	3-9	8-13
22	8/12	PHOENIX	W	93-90 (OT)	6-4	3-9	9-13
23	8/16	ATLANTA	L	79-84	6-5	3-9	9-14
24	8/18	INDIANA	W	75-70	7-5	3-9	10-14
25	8/20	@Minnesota	L	68-87	7-5	3-10	10-15
26	8/21	@Tulsa	W	73-67	7-5	4-10	11-15
27	8/23	@Washington	W	86-82 (OT)	7-5	5-10	12-15
28	8/26	TULSA	L	75-77	7-6	5-10	12-16
29	8/28	@Seattle	L	63-65	7-6	5-11	12-17
30	8/30	SEATTLE	W	68-62	8-6	5-11	13-17
31	9/3	@Phoenix	L	77-93	8-6	5-12	13-18
32	9/6	SAN ANTONIO	L	65-82	8-7	5-12	13-19
33	9/9	TULSA	W	84-73	9-7	5-12	14-19
34	9/10	CHICAGO	W	74-67	10-7	5-12	15-19

WEST	W-L	PCT.	GB
Minnesota-z	27-7	.794	----
Seattle-x	21-13	.618	6.0
Phoenix-x	19-15	.559	8.0
San Antonio-x	18-16	.529	9.0
Los Angeles-e	15-19	.441	12.0
Tulsa-e	3-31	.088	24.0

2010 SPARKS REGULAR SEASON CUME STATS



Seated (L-R): Andrea Riley, Betty Lennox, DeLisha Milton-Jones, Carla Christofferson, Kathy Goodman, Candace Parker, Marie Ferdinand-Harris, Kristi Toliver;
 Standing (L-R): Danny Walker, Michael McIntyre, Jennifer Gillom, Noelle Quinn, Chanel Mokango, Lindsay Wisdom-Hylton, Tina Thompson, Ticha Penicheiro, Penny Toler, Steve Smith, Courtney Watson, Thomas Archie

PLAYER	GP	GS	MIN	-Field Goals-			-3 Field Goals-			-Free Throws-			-Rebounds-					-Averages-					
				FGM	FGA	PCT	3FGM	3FGA	PCT	FTM	FTA	PCT	OFF	DEF	TOT	AST	STL	BLK	PF	PTS	PPG	RPG	APG
Parker	10	10	335	81	162	.500	3	12	.250	41	56	.732	19	82	101	22	10	22	18	206	20.6	10.1	2.2
Thompson	33	33	1095	198	444	.446	57	162	.352	95	109	.872	63	143	206	60	38	24	98	548	16.6	6.2	1.8
Milton-Jones	34	34	1096	193	411	.470	26	82	.317	110	127	.866	34	127	161	86	37	22	107	522	15.4	4.7	2.5
Quinn	34	34	1104	137	309	.443	35	87	.402	38	49	.776	26	109	135	96	35	11	55	347	10.2	4.0	2.8
Ferdinand-Harris	30	24	728	101	247	.409	14	48	.292	52	62	.839	19	61	80	37	26	5	64	268	8.9	2.7	1.2
Toliver	34	4	703	105	240	.438	37	106	.349	44	54	.815	23	52	75	44	18	2	63	291	8.6	2.2	1.3
Lennox	11	0	128	18	46	.391	13	36	.361	5	6	.833	4	15	19	17	2	0	24	54	4.9	1.7	1.5
Penicheiro	32	30	843	48	117	.410	1	9	.111	59	72	.819	17	110	127	220	43	2	57	156	4.9	4.0	6.9
Wisdom-Hylton	32	1	482	60	120	.500	0	2	.000	24	34	.706	46	63	109	14	18	24	50	144	4.5	3.4	0.4
Riley	29	0	224	27	89	.303	15	51	.294	31	37	.838	5	17	22	29	14	1	23	100	3.4	0.8	1.0
Stansbury	5	0	14	1	3	.333	0	0	.000	1	2	.500	0	0	0	0	1	0	1	3	0.6	0.0	0.0
Mokango	21	0	72	3	17	.176	0	2	.000	3	4	.750	4	9	13	1	2	10	11	9	0.4	0.6	0.0
SPARKS	34	170	6825	972	2205	.441	201	597	.337	503	612	.822	260	788	1048	626	244	123	571	2648	77.9	30.8	18.4
OPPONENTS	34	170	6825	1025	2322	.441	217	621	.349	494	627	.788	357	842	1199	594	275	97	622	2761	81.2	35.3	17.5

2010 SPARKS GAME-BY-GAME RESULTS (13-21)

NO.	DATE	OPPONENT	W-L	SCORE	HOME	ROAD	TOTAL
1	5/15	@Phoenix	L	77-78	0-0	0-1	0-1
2	5/16	@Seattle	L	67-81	0-0	0-2	0-2
3	5/22	@San Antonio	L	81-88	0-0	0-3	0-3
4	5/28	WASHINGTON	W	81-75	1-0	0-3	1-3
5	5/30	ATLANTA	L	82-101	1-1	0-3	1-4
6	6/4	@Phoenix	L	89-90	1-1	0-4	1-5
7	6/5	SEATTLE	L	75-79	1-2	0-4	1-6
8	6/8	PHOENIX	W	92-91	2-2	0-4	2-6
9	6/11	@Seattle	L	60-82	2-2	0-5	2-7
10	6/13	MINNESOTA	W	88-84	3-2	0-5	3-7
11	6/18	CONNECTICUT	L	75-78	3-3	0-5	3-8
12	6/24	@Washington	L	53-68	3-3	0-6	3-9
13	6/27	@Atlanta	L	81-89	3-3	0-7	3-10
14	6/29	NEW YORK	L	68-80	3-4	0-7	3-11
15	7/1	SAN ANTONIO	W	73-63	4-4	0-7	4-11
16	7/3	SEATTLE	L	62-75	4-5	0-7	4-12
17	7/6	PHOENIX	L	89-98	4-6	0-7	4-13
18	7/13	@Tulsa	W	87-71	4-6	1-7	5-13
19	7/16	@Chicago	L	68-80	4-6	1-8	5-14
20	7/18	@San Antonio	L	73-83	4-6	1-9	5-15
21	7/20	TULSA	W	86-83 (OT)	5-6	1-9	6-15
22	7/22	@Indiana	L	57-76	5-6	1-10	6-16
23	7/24	@Connecticut	W	89-80	5-6	2-10	7-16
24	7/27	@Minnesota	W	71-58	5-6	3-10	8-16
25	7/30	@New York	L	79-88	5-6	3-11	8-17
26	8/4	CHICAGO	W	82-77	6-6	3-11	9-17
27	8/6	TULSA	W	77-70	7-6	3-11	10-17
28	8/8	SAN ANTONIO	L	83-92	7-7	3-11	10-18
29	8/10	INDIANA	L	76-82	7-8	3-11	10-19
30	8/12	@Minnesota	W	78-77	7-8	4-11	11-19
31	8/14	@Tulsa	W	92-87	7-8	5-11	12-19
32	8/17	PHOENIX	L	84-90	7-9	5-11	12-20
33	8/20	MINNESOTA	W	98-91	8-9	5-11	13-20
34	8/21	@Seattle	L	75-76	8-9	5-12	13-21

WEST	W-L	PCT.	GB
Seattle-x	28-6	.824	----
Phoenix-x	15-19	.441	13.0
San Antonio-x	14-20	.412	14.0
Los Angeles-x	13-21	.382	15.0
Minnesota-o	13-21	.382	15.0
Tulsa-o	6-28	.176	22.0

2009 SPARKS REGULAR SEASON CUME STATS



Seated (L-R): Lindsay Wisdom-Hylton, Vanessa Hayden, Tina Thompson, Carla Christofferson, Kathy Goodman, Lisa Leslie, Candace Parker, DeLisha Milton-Jones;
 Standing (L-R): Michael Cooper, Marianne Stanley, Courtney Watson, Shannon Bobbitt, Marie Ferdinand-Harris, Noelle Quinn, Betty Lennox, Kristi Harrower, Penny Toler, Michael McIntyre, Thomas Archie

PLAYER	GP	GS	MIN	-Field Goals-			-3 Field Goals-			-Free Throws-			-Rebounds-					-Averages-					
				FGM	FGA	PCT	3FGM	3FGA	PCT	FTM	FTA	PCT	OFF	DEF	TOT	AST	STL	BLK	PF	PTS	PPG	RPG	APG
Leslie	23	21	638	144	278	.518	1	6	.167	65	90	.722	56	95	151	49	16	33	75	354	15.4	6.6	2.1
Parker	25	24	815	131	270	.485	5	24	.208	61	80	.763	60	184	244	64	15	53	53	328	13.1	9.8	2.6
Thompson	34	34	1182	152	395	.385	52	141	.369	85	98	.867	46	153	199	78	26	24	71	441	13.0	5.9	2.3
Lennox	30	13	640	111	268	.414	25	83	.301	59	66	.894	33	103	136	54	26	4	70	306	10.2	4.5	1.8
Milton-Jones	33	33	1043	129	322	.401	24	82	.293	56	74	.757	51	106	157	71	41	8	84	338	10.2	4.8	2.2
Quinn	34	9	929	115	244	.471	24	77	.312	30	37	.811	33	89	122	118	40	11	59	284	8.4	3.6	3.5
Ferdinand-Harris	28	6	339	58	135	.430	4	22	.182	31	37	.838	17	24	41	24	15	2	44	151	5.4	1.5	0.9
Hayden	25	1	269	39	95	.411	0	0	.000	16	25	.640	27	40	67	6	4	22	49	94	3.8	2.7	0.2
Harrower	31	26	520	40	111	.360	8	39	.205	9	11	.818	17	40	57	69	16	0	32	97	3.1	1.8	2.2
Wisdom-Hylton	29	0	197	28	61	.459	1	1	1.000	12	19	.632	14	27	41	8	3	8	12	69	2.4	1.4	0.3
Bobbitt	33	3	353	26	85	.306	8	37	.216	11	13	.846	11	22	33	46	15	1	34	71	2.2	1.0	1.4
SPARKS	34	170	6925	973	2264	.430	152	512	.297	435	550	.791	365	883	1248	587	217	166	583	2533	74.5	36.7	17.3
OPPONENTS	34	170	6925	903	2262	.399	216	636	.335	479	623	.769	320	730	1050	516	300	115	622	2498	73.5	30.9	15.2

2009 SPARKS GAME-BY-GAME RESULTS (18-16)

NO.	DATE	OPPONENT	W-L	SCORE	HOME	ROAD	TOTAL
1	6/6	DETROIT	W	78-58	1-0	0-0	1-0
2	6/8	@Detroit	L	52-81	1-0	0-1	1-1
3	6/10	@Minnesota	L	76-87	1-0	0-2	1-2
4	6/12	@Indiana	L	61-73	1-0	0-3	1-3
5	6/19	@Phoenix	L	80-89	1-0	0-4	1-4
6	6/21	SACRAMENTO	W	67-47	2-0	0-4	2-4
7	6/26	@Seattle	L	67-69	2-0	0-5	2-5
8	6/28	SEATTLE	W	82-55	3-0	0-5	3-5
9	7/5	PHOENIX	L	89-104	3-1	0-5	3-6
10	7/9	@New York	W	69-60	3-1	1-5	4-6
11	7/11	@Washington	L	63-75	3-1	1-6	4-7
12	7/14	@Connecticut	L	71-82	3-1	1-7	4-8
13	7/22	@Seattle	L	87-98 (3OT)	3-1	1-8	4-9
14	7/28	@Minnesota	W	76-70	3-1	2-8	5-9
15	7/29	@Chicago	L	63-75	3-1	2-9	5-10
16	8/1	@Sacramento	W	59-56	3-1	3-9	6-10
17	8/4	SAN ANTONIO	L	59-63	3-2	3-9	6-11
18	8/6	SEATTLE	W	79-75 (OT)	4-2	3-9	7-11
19	8/10	INDIANA	W	75-63	5-2	3-9	8-11
20	8/11	NEW YORK	L	61-65	5-3	3-9	8-12
21	8/14	SACRAMENTO	L	79-85	5-4	3-9	8-13
22	8/15	@Sacramento	W	78-61	5-4	4-9	9-13
23	8/18	WASHINGTON	W	72-69	6-4	4-9	10-13
24	8/19	MINNESOTA	W	78-63	7-4	4-9	11-13
25	8/21	@San Antonio	W	67-66 (OT)	7-4	5-9	12-13
26	8/23	@Atlanta	W	91-87	7-4	6-9	13-13
27	8/25	CHICAGO	W	75-63	8-4	6-9	14-13
28	8/27	PHOENIX	L	90-98	8-5	6-9	14-14
29	8/30	CONNECTICUT	W	91-81	9-5	6-9	15-14
30	9/1	ATLANTA	L	79-84	9-6	6-9	15-15
31	9/5	@San Antonio	L	72-89	9-6	6-10	15-16
32	9/8	SAN ANTONIO	W	76-68	10-6	6-10	16-16
33	9/11	MINNESOTA	W	90-64	11-6	6-10	17-16
34	9/13	@Phoenix	W	81-78	11-6	7-10	18-16

WEST	W-L	PCT.	GB
Phoenix-x	23-11	.676	----
Seattle-x	20-14	.588	3.0
Los Angeles-x	18-16	.529	5.0
San Antonio-x	15-19	.441	8.0
Minnesota-o	14-20	.412	9.0
Sacramento-o	12-22	.353	11.0

2008 SPARKS REGULAR CUME STATS



Seated (L-R): Shannon Bobbitt, Kiesha Brown, Candace Parker, Lisa Leslie, Carla Christofferson, Kathy Goodman, Jessica Moore, Murriel Page, Marie Ferdinand-Harris, Temeka Johnson;
 Standing (L-R): Thomas Archie, Laura Beeman, Marianne Stanley, Michael Cooper, Sidney Spencer, DeLisha Milton-Jones, Christi Thomas, Raffaella Masciadri, Penny Toler, Michael McIntyre, Bruce Deziel, Rachel Schlachet

PLAYER	GP	GS	-Field Goals-									-Free Throws-			-Rebounds-					-Averages-			
			MIN	FGM	FGA	PCT	3FGM	3FGA	PCT	FTM	FTA	PCT	OFF	DEF	TOT	AST	STL	BLK	PF	PTS	PPG	RPG	APG
Parker	33	33	1109	231	442	.523	11	26	.423	137	187	.733	84	229	313	113	42	75	91	610	18.5	9.5	3.4
Leslie	33	33	1059	188	406	.463	4	17	.235	117	177	.661	84	209	293	80	49	97	117	497	15.1	8.9	2.4
Milton-Jones	31	31	1016	165	344	.480	29	81	.358	72	93	.774	64	132	196	73	34	18	109	431	13.9	6.3	2.4
Ferdinand-Harris	33	25	680	91	246	.370	12	44	.273	82	92	.891	30	55	85	43	25	4	71	276	8.4	2.6	1.3
Spencer	33	2	451	62	155	.406	31	81	.383	17	18	.944	28	34	62	18	14	4	48	174	5.3	1.9	0.5
Brown	32	17	530	52	146	.356	23	67	.343	31	34	.912	8	51	59	66	19	0	41	158	4.9	4.8	2.1
Masciadri	29	1	412	47	135	.348	16	68	.235	16	20	.800	15	25	40	16	8	1	35	126	4.3	1.4	0.6
Johnson	23	8	393	35	101	.347	0	10	.000	26	36	.722	12	31	43	71	24	2	38	96	4.2	1.9	3.1
Bobbitt	26	17	552	35	127	.276	20	71	.282	16	22	.727	16	48	64	90	25	1	40	106	4.1	2.5	3.5
Dydek	2	0	14	2	5	.400	0	0	.000	0	0	.000	2	1	3	0	0	0	4	2.0	1.5	0.0	
Jacobs	5	0	61	3	11	.273	2	5	.400	2	2	1.000	1	1	2	6	0	0	7	10	2.0	0.4	1.2
Page	27	1	243	16	49	.327	2	8	.250	8	12	.667	13	22	35	14	5	1	33	42	1.6	1.3	0.5
Thomas	20	0	159	12	34	.353	1	6	.167	4	8	.500	10	30	40	6	2	8	33	29	1.5	2.0	0.3
Moore	28	2	309	14	43	.328	0	0	.000	11	16	.688	17	28	45	17	4	5	48	39	1.4	1.6	0.6
Gissendanner	2	0	14	0	4	.000	0	1	.000	0	0	.000	2	0	2	0	0	0	2	0	0.0	1.0	0.0
SPARKS	34	170	7000	954	2248	.424	151	485	.311	539	717	.752	386	896	1282	613	251	216	713	2598	76.4	37.7	18.0
OPPONENTS	34	170	7000	888	2310	.384	185	547	.338	562	751	.748	359	768	1127	513	303	141	717	2523	74.2	33.1	15.1

2008 SPARKS GAME-BY-GAME RESULTS (20-14)

NO.	DATE	OPPONENT	W-L	SCORE	HOME	ROAD	TOTAL
1	5/17	@Phoenix	W	99-94	0-0	1-0	1-0
2	5/25	@Atlanta	W	74-56	0-0	2-0	2-0
3	5/29	@Indiana	L	78-82 (2OT)	0-0	2-1	2-1
4	5/31	@Washington	W	70-59	0-0	3-1	3-1
5	6/3	@Chicago	W	81-77 (OT)	0-0	4-1	4-1
6	6/6	PHOENIX	L	79-85	0-1	4-1	4-2
7	6/11	DETROIT	W	80-73	1-1	4-1	5-2
8	6/13	CONNECTICUT	W	98-93 (OT)	2-1	4-1	6-2
9	6/14	@Sacramento	W	74-66	2-1	5-1	7-2
10	6/18	CHICAGO	W	80-67	3-1	5-1	8-2
11	6/20	@San Antonio	L	75-77	3-1	5-2	8-3
12	6/22	INDIANA	W	77-63	4-1	5-2	9-3
13	6/24	SEATTLE	W	76-62	5-1	5-2	10-3
14	6/26	WASHINGTON	L	74-77 (OT)	5-2	5-2	10-4
15	7/1	NEW YORK	L	78-89	5-3	5-2	10-5
16	7/3	MINNESOTA	L	70-88	5-4	5-2	10-6
17	7/6	PHOENIX	W	91-80	6-4	5-2	11-6
18	7/9	HOUSTON	W	82-74 (OT)	7-4	5-2	12-6
19	7/10	@Sacramento	L	69-87	7-4	5-3	12-7
20	7/12	@Seattle	L	52-70	7-4	5-4	12-8
21	7/14	SAN ANTONIO	W	75-62	8-4	5-4	13-8
22	7/17	@Phoenix	L	92-99	8-4	5-5	13-9
23	7/19	@Houston	L	72-75 (OT)	8-4	5-6	13-10
24	7/22	@Detroit	W	84-81	8-4	6-6	14-10
25	7/24	@Connecticut	L	61-87	8-4	6-7	14-11
26	7/25	@New York	L	68-69	8-4	6-8	14-12
27	7/27	@Minnesota	W	92-84 (OT)	8-4	7-8	15-12
28	8/28	SACRAMENTO	W	78-63	9-4	7-8	16-12
29	8/30	SAN ANTONIO	W	58-53	10-4	7-8	17-12
30	9/1	MINNESOTA	W	82-58	11-4	7-8	18-12
31	9/5	@San Antonio	L	58-76	11-4	7-9	18-13
32	9/6	@Houston	W	84-66	11-4	8-9	19-13
33	9/11	ATLANTA	L	72-83	11-5	8-9	19-14
34	9/14	SEATTLE	W	65-48	12-5	8-9	20-14

WEST	W-L	PCT.	GB
San Antonio-x	24-10	.706	----
Seattle-x	22-12	.647	2.0
Los Angeles-x	20-14	.588	4.0
Sacramento-x	18-16	.529	6.0
Houston-o	17-17	.500	7.0
Minnesota-o	16-18	.471	8.0
Phoenix-o	16-18	.471	8.0

2007 SPARKS REGULAR SEASON CUME STATS



Seated (L-R): Sherill Baker, Murriel Page, Sidney Spencer, Taj McWilliams-Franklin, Carla Christofferson, Kathy Goodman, Christi Thomas, Jessica Moore, LaToya Thomas, Temeka Johnson;
 Standing (L-R): Jeremy Golden, Michael Cooper, Margaret Mohr, Michael Abraham, Marta Fernandez, Mwadi Mabika, Kiesha Brown, Tye'sha Fluker, Michael McIntyre, Penny Toler, Marco Nunez, Thomas Archie

PLAYER	GP	GS	MIN	-Field Goals-			-3 Field Goals-			-Free Throws-			-Rebounds-					-Averages-					
				FGM	FGA	PCT	3FGM	3FGA	PCT	FTM	FTA	PCT	OFF	DEF	TOT	AST	STL	BLK	PF	PTS	PPG	RPG	APG
Holdsclaw	5	5	150	31	63	.492	2	3	.667	15	18	.833	9	19	228	15	6	3	14	79	15.8	5.6	3.0
Franklin	29	27	851	125	255	.490	3	13	.231	68	88	.773	69	101	170	49	34	30	75	321	11.1	5.9	1.7
Spencer	34	22	828	118	300	.393	54	123	.439	37	42	.881	48	90	138	42	27	11	86	327	9.6	4.1	1.2
Fernandez	34	20	891	107	282	.379	12	49	.245	71	89	.798	12	60	72	101	36	14	31	297	8.7	2.1	3.0
Baker	24	11	492	63	192	.328	7	33	.212	70	84	.833	17	52	69	77	36	2	58	203	8.5	2.9	3.2
C. Thomas	34	19	640	114	237	.481	6	17	.353	53	70	.757	66	113	179	18	22	9	119	287	8.4	5.3	0.5
Mabika	33	23	762	94	258	.364	36	116	.310	43	57	.754	16	110	126	72	28	4	90	267	8.1	3.8	2.2
L. Thomas	27	7	487	77	174	.443	16	38	.421	38	46	.826	27	34	61	32	9	7	63	208	7.7	2.3	1.2
Johnson	11	11	206	29	88	.330	1	3	.333	11	16	.688	4	25	29	30	8	1	17	70	6.4	2.6	2.7
Brown	27	0	327	39	99	.394	18	40	.450	35	40	.875	8	31	39	48	12	3	21	131	4.9	1.4	1.8
Page	34	8	627	71	170	.418	2	10	.200	19	24	.792	33	78	111	45	14	9	68	163	4.8	3.3	1.3
Moore	29	17	440	48	121	.397	0	0	.000	27	42	.643	36	52	88	18	6	6	64	123	4.2	3.0	0.6
Fluker	12	0	114	17	44	.386	1	2	.500	4	7	.571	9	10	19	3	3	7	13	39	3.3	1.6	0.3
Willis	8	0	77	7	20	.350	2	9	.222	2	4	.500	2	7	9	4	4	1	10	18	2.3	1.1	0.5
Tillis	3	0	8	0	2	.000	0	0	.000	0	0	.000	0	1	1	0	0	0	3	0	0.0	0.3	0.0
SPARKS	34	170	6900	940	2305	.408	160	456	.351	493	627	.786	356	783	1139	554	245	107	732	2533	74.5	33.5	16.3
OPPONENTS	34	170	6900	954	2212	.431	191	537	.356	609	800	.761	343	836	1179	626	290	137	605	2708	79.6	34.7	18.1

2007 SPARKS GAME-BY-GAME RESULTS (10-24)

NO.	DATE	OPPONENT	W-L	SCORE	HOME	ROAD	TOTAL
1	5/22	@Chicago	W	81-64	0-0	1-0	1-0
2	5/24	@Indiana	L	70-83	0-0	1-1	1-1
3	5/26	@Connecticut	W	88-68	0-0	2-1	2-1
4	6/2	@Sacramento	L	85-88	0-0	2-2	2-2
5	6/8	MINNESOTA	W	90-87	1-0	2-2	3-2
6	6/13	HOUSTON	W	74-71	2-0	2-2	4-2
7	6/15	@Washington	W	89-80	2-0	3-2	5-2
8	6/16	@Minnesota	L	58-83	2-0	3-3	5-3
9	6/18	DETROIT	L	73-79	2-1	3-3	5-4
10	6/20	@Houston	L	64-74	2-1	3-4	5-5
11	6/22	SACRAMENTO	W	96-88 (2OT)	3-1	3-4	6-5
12	6/24	SEATTLE	L	71-83	3-2	3-4	6-6
13	6/27	SACRAMENTO	W	74-66	4-2	3-4	7-6
14	6/29	NEW YORK	L	68-80	4-3	3-4	7-7
15	7/1	CHICAGO	L	71-74 (OT)	4-4	3-4	7-8
16	7/3	@Seattle	L	71-90	4-4	3-5	7-9
17	7/5	INDIANA	L	56-57	4-5	3-5	7-10
18	7/7	CONNECTICUT	L	89-110	4-6	3-5	7-11
19	7/10	SEATTLE	L	47-82	4-7	3-5	7-12
20	7/17	SAN ANTONIO	L	61-63	4-8	3-5	7-13
21	7/20	@Phoenix	W	87-77	4-8	4-5	8-13
22	7/24	@Sacramento	L	59-67	4-8	4-6	8-14
23	7/27	@Minnesota	L	76-85	4-8	4-7	8-15
24	7/29	@Detroit	L	73-75	4-8	4-8	8-16
25	7/31	@New York	W	73-63	4-8	5-8	9-16
26	8/3	@Houston	L	56-66	4-8	5-9	9-17
27	8/4	@San Antonio	L	67-86	4-8	5-10	9-18
28	8/7	PHOENIX	L	93-96	4-9	5-10	9-19
29	8/9	WASHINGTON	L	75-80	4-10	5-10	9-20
30	8/11	@Phoenix	L	83-100	4-10	5-11	9-21
31	8/12	MINNESOTA	W	89-80	5-10	5-11	10-21
32	8/14	SAN ANTONIO	L	77-84 (OT)	5-11	5-11	10-22
33	8/17	@Seattle	L	77-97	5-11	5-12	10-23
34	8/19	HOUSTON	L	72-82	5-12	5-12	10-24

WEST	W-L	PCT.	GB
Phoenix-x	23-11	.676	----
San Antonio-x	20-14	.588	3.0
Sacramento-x	19-15	.559	4.0
Seattle-x	17-17	.500	6.0
Houston-o	13-21	.382	10.0
Minnesota-o	10-24	.294	13.0
Los Angeles-o	10-24	.294	13.0

2006 SPARKS REGULAR SEASON CUME STATS



Seated (L-R): Bob Dominguez, Jessica Moore, Christi Thomas, Lisa Leslie, Johnny Buss, Murriel Page, Mwadi Mabika, Chamique Holdsclaw, Thomas Archie;
 Standing (L-R): Margaret Mohr, Michael Abraham, Joe Bryant, Tamara Moore, Doneeka Lewis, Lisa Willis, Brandi Davis, Temeka Johnson, Marco Nunez, Rondre Jackson, Penny Toler

PLAYER	GP	GS	MIN	-Field Goals-			-3 Field Goals-			-Free Throws-			-Rebounds-					-Averages-					
				FGM	FGA	PCT	3FGM	3FGA	PCT	FTM	FTA	PCT	OFF	DEF	TOT	AST	STL	BLK	PF	PTS	PPG	RPG	APG
Leslie	34	34	1043	257	503	.511	8	20	.400	158	243	.650	83	240	323	108	51	57	115	680	20.0	9.5	3.2
Holdsclaw	25	0	739	148	315	.470	3	15	.200	76	86	.884	57	95	152	56	34	9	58	375	15.0	6.1	2.2
Mabika	32	32	679	92	244	.377	32	96	.333	56	63	.889	17	47	64	48	19	6	77	272	8.5	2.0	1.5
Johnson	32	30	808	102	254	.402	3	26	.115	48	60	.800	15	82	97	161	47	1	57	255	8.0	3.0	5.0
T. Moore	34	33	634	68	145	.469	17	49	.347	53	66	.803	16	55	71	65	33	8	59	206	6.1	2.1	1.9
Thomas	27	1	539	65	133	.489	4	20	.200	30	47	.638	43	100	143	26	20	14	80	164	6.1	5.3	1.0
Page	34	4	690	66	140	.471	0	3	.000	35	46	.761	40	81	121	33	17	9	63	167	4.9	3.6	1.0
Willis	24	0	320	35	91	.385	19	52	.365	22	31	.710	13	30	43	10	26	0	25	111	4.6	1.8	0.4
J. Moore	34	33	653	59	136	.434	0	2	.000	29	38	.763	35	63	98	24	22	9	79	147	4.3	2.9	0.7
Lewis	34	3	456	46	144	.319	18	61	.295	21	23	.913	9	33	42	66	14	4	26	131	3.9	1.2	1.9
Davis	14	0	118	14	53	.264	7	33	.212	6	10	.600	1	12	13	8	5	1	11	41	2.9	0.9	0.6
Stansbury	4	0	23	3	8	.375	0	0	.000	0	0	.000	6	1	7	2	1	2	4	6	1.5	1.8	0.5
Ndongue	17	0	111	7	27	.259	0	0	.000	6	13	.462	15	11	26	3	7	8	23	20	1.2	1.5	0.2
Vilipic	2	0	12	0	2	.000	0	0	.000	0	0	.000	0	2	2	0	0	1	2	0	0.0	1.0	0.0
SPARKS	34	170	6825	962	2195	.438	111	3777	.294	540	726	.744	350	852	1202	610	296	129	679	2575	75.7	35.4	17.9
OPPONENTS	34	170	6825	873	2184	.400	196	570	.344	534	721	.741	336	746	1082	565	284	128	636	2476	72.8	31.8	16.6

2006 SPARKS GAME-BY-GAME RESULTS (25-9)

NO.	DATE	OPPONENT	W-L	SCORE	HOME	ROAD	TOTAL
1	5/21	@Seattle	L	67-90	0-0	0-1	0-1
2	5/23	@Charlotte	W	72-65	0-0	1-1	1-1
3	5/25	@San Antonio	W	80-71	0-0	2-1	2-1
4	5/30	@Chicago	W	64-55	0-0	3-1	3-1
5	5/31	@Minnesota	L	71-114	0-0	3-2	3-2
6	6/3	@New York	L	79-89 (OT)	0-0	3-3	3-3
7	6/7	DETROIT	W	86-78	1-0	3-3	4-3
8	6/9	CHICAGO	W	73-65	2-0	3-3	5-3
9	6/13	PHOENIX	W	98-84	3-0	3-3	6-3
10	6/17	CONNECTICUT	W	82-70	4-0	3-3	7-3
11	6/18	SACRAMENTO	W	80-69	5-0	3-3	8-3
12	6/21	HOUSTON	W	75-55	6-0	3-3	9-3
13	6/23	@Sacramento	W	77-63	6-0	4-3	10-3
14	6/25	SAN ANTONIO	W	105-80	7-0	4-3	11-3
15	6/28	SEATTLE	L	67-75	7-1	4-3	11-4
16	6/30	PHOENIX	W	85-83	8-1	4-3	12-4
17	7/1	WASHINGTON	W	80-75	9-1	4-3	13-4
18	7/3	SAN ANTONIO	L	63-85	9-2	4-3	13-5
19	7/5	HOUSTON	W	74-62	10-2	4-3	14-5
20	7/7	INDIANA	W	72-60	11-2	4-3	15-5
21	7/8	CHARLOTTE	W	66-64	12-2	4-3	16-5
22	7/14	@Phoenix	W	95-85	12-2	5-3	17-5
23	7/16	@Minnesota	W	90-78	12-2	6-3	18-5
24	7/18	NEW YORK	W	70-62	13-2	6-3	19-5
25	7/21	@Detroit	L	59-73	13-2	6-4	19-6
26	7/22	@Indiana	W	73-68	13-2	7-4	20-6
27	7/25	@Houston	W	56-52	13-2	8-4	21-6
28	7/26	@San Antonio	W	81-67	13-2	9-4	22-6
29	7/30	@Seattle	W	71-70	13-2	10-4	23-6
30	8/1	@Washington	L	74-84	13-2	10-5	23-7
31	8/3	@Connecticut	L	63-72	13-2	10-6	23-8
32	8/5	@Phoenix	L	80-96	13-2	10-7	23-9
33	8/9	SACRAMENTO	W	69-58	14-2	10-7	24-9
34	8/13	MINNESOTA	W	78-59	15-2	10-7	25-9

WEST	W-L	PCT.	GB
Los Angeles-x	25-9	.735	----
Sacramento-x	21-13	.618	4.0
Houston-x	18-16	.529	7.0
Seattle-x	18-16	.529	7.0
Phoenix-o	18-16	.529	7.0
San Antonio-o	13-21	.382	12.0
Minnesota-o	10-24	.294	15.0

2005 SPARKS REGULAR SEASON CUME STATS



Lisa Leslie, Raffaella Masciadri, Joe Bryant, Doneeka Lewis, Chamique Holdsclaw, Tamika Whitmore

PLAYER	GP	GS	MIN	-Field Goals-			-3 Field Goals-			-Free Throws-			-Rebounds-					-Averages-					
				FGM	FGA	PCT	3FGM	3FGA	PCT	FTM	FTA	PCT	OFF	DEF	TOT	AST	STL	BLK	PF	PTS	PPG	RPG	APG
Holdsclaw	33	33	1183	216	450	.480	3	13	.231	126	160	.788	86	137	223	104	38	16	94	561	17.0	6.8	3.2
Leslie	34	34	1096	204	464	.440	7	34	.206	102	174	.586	70	178	248	87	67	71	122	517	15.2	7.3	2.6
Whitmore	34	34	917	115	265	.434	5	19	.263	92	106	.868	54	89	143	42	33	14	110	327	9.6	4.2	1.2
Teasley	19	19	551	45	135	.333	29	94	.309	22	26	.846	6	47	53	70	23	4	38	141	7.4	2.8	3.7
Mabika	17	14	367	39	122	.320	11	49	.224	10	20	.500	8	19	27	29	15	0	43	99	5.8	1.6	1.7
Lewis	32	11	669	65	157	.414	31	69	.449	17	25	.680	8	39	47	77	18	7	35	178	5.6	1.5	2.4
Dixon	30	23	607	63	154	.409	0	5	.000	34	40	.850	24	43	67	77	24	2	73	160	5.3	2.2	2.6
Macchi	13	1	148	21	53	.396	9	28	.321	12	17	.706	6	12	18	7	8	1	23	63	4.8	1.4	0.5
Thomas	32	0	520	48	96	.500	4	12	.333	22	32	.688	28	76	104	17	11	19	102	122	3.8	3.3	0.5
Masciadri	33	1	463	44	104	.423	19	46	.413	15	20	.750	20	27	47	23	15	1	51	122	3.7	1.4	0.7
Curry	13	0	113	7	23	.304	6	16	.375	3	6	.500	4	7	11	12	7	1	16	23	1.8	0.8	0.9
Nieuwveen	7	0	16	2	3	.667	0	0	.000	0	0	.000	2	0	2	0	0	0	5	4	0.6	0.3	0.0
Moore	15	0	109	4	8	.500	0	0	.000	0	0	.000	4	4	8	1	4	0	21	8	0.5	0.5	0.1
Grubin	9	0	41	0	8	.000	0	2	.000	1	4	.250	1	5	6	5	1	0	4	1	0.1	0.4	0.6
SPARKS	34	170	6800	873	2042	.428	124	387	.320	456	630	.724	321	683	1004	551	264	136	737	2326	68.4	29.5	16.2
OPPONENTS	34	170	6800	818	1955	.418	182	519	.351	527	709	.743	332	709	1041	567	247	115	654	2345	69.0	30.6	16.7

2005 SPARKS GAME-BY-GAME RESULTS (17-17)

NO.	DATE	OPPONENT	W-L	SCORE	HOME	ROAD	TOTAL
1	5/21	@Seattle	W	68-50	0-0	1-0	1-0
2	5/25	@Minnesota	L	65-68	0-0	1-1	1-1
3	5/26	@Washington	W	84-75	0-0	2-1	2-1
4	5/28	@Charlotte	L	75-84	0-0	2-2	2-2
5	5/31	SAN ANTONIO	W	81-70	1-0	2-2	3-2
6	6/4	@Sacramento	L	53-81	1-0	2-3	3-3
7	6/8	PHOENIX	L	63-66	1-1	2-3	3-4
8	6/11	SACRAMENTO	W	81-74	2-1	2-3	4-4
9	6/15	HOUSTON	W	83-64	3-1	2-3	5-4
10	6/18	MINNESOTA	W	69-56	4-1	2-3	6-4
11	6/20	CONNECTICUT	L	70-90	4-2	2-3	6-5
12	6/24	SEATTLE	W	76-65	5-2	2-3	7-5
13	6/26	@Detroit	L	73-79	5-2	2-4	7-6
14	6/28	@Indiana	W	61-58	5-2	3-4	8-6
15	7/2	PHOENIX	W	86-63	6-2	3-4	9-6
16	7/5	NEW YORK	L	55-67	6-3	3-4	9-7
17	7/12	CHARLOTTE	W	71-59	7-3	3-4	10-7
18	7/16	SEATTLE	L	70-78	7-4	3-4	10-8
19	7/19	WASHINGTON	L	68-74	7-5	3-4	10-9
20	7/23	@Houston	W	69-59	7-5	4-4	11-9
21	7/26	@Phoenix	L	60-77	7-5	4-5	11-10
22	7/29	@Sacramento	L	59-79	7-5	4-6	11-11
23	7/31	@Seattle	L	72-77	7-5	4-7	11-12
24	8/5	@San Antonio	W	66-63	7-5	5-7	12-12
25	8/7	@Minnesota	L	72-76	7-5	5-8	12-13
26	8/9	@Connecticut	L	51-64	7-5	5-9	12-14
27	8/10	@New York	L	69-74	7-5	5-10	12-15
28	8/13	INDIANA	W	69-59	8-5	5-10	13-15
29	8/16	SACRAMENTO	L	63-72	8-6	5-10	13-16
30	8/19	DETROIT	W	74-67	9-6	5-10	14-16
31	8/21	HOUSTON	W	55-50	10-6	5-10	15-16
32	8/23	MINNESOTA	W	74-63	11-6	5-10	16-16
33	8/26	@San Antonio	W	70-67	11-6	6-10	17-16
34	8/27	@Houston	L	51-77	11-6	5-11	17-17

WEST	W-L	PCT.	GB
Sacramento-x	25-9	.735	----
Seattle-x	20-14	.588	5.0
Houston-x	19-15	.559	6.0
Los Angeles-x	17-17	.500	8.0
Phoenix-o	16-18	.471	9.0
Minnesota-o	14-20	.412	11.0
San Antonio-o	7-27	.206	18.0

2004 SPARKS REGULAR SEASON CUME STATS



Seated (L-R): Christi Thomas, Lisa Leslie, Johnny Buss, DeLisha Milton-Jones, Tamika Whitmore, Laura Macchi;
 Standing (L-R): Ryan Weisenberg, Rondre Jackson, Karleen Thompson, Teresa Weatherspoon, Mwadi Mabika, Tamecka Dixon, Nikki Teasley, Raffaella Masciadri, Doneeka Lewis, Sandee Teruya, Bob Dominguez, Thomas Archie, Penny Toler

PLAYER	GP	GS	MIN	-Field Goals-			-3 Field Goals-			-Free Throws-			-Rebounds-					-Averages-					
				FGM	FGA	PCT	3FGM	3FGA	PCT	FTM	FTA	PCT	OFF	DEF	TOT	AST	STL	BLK	PF	PTS	PPG	RPG	APG
Leslie	34	34	1150	223	451	.494	6	22	.273	146	205	.712	60	276	336	88	50	98	130	598	17.6	9.9	2.6
Mabika	31	31	965	159	383	.416	38	94	.404	89	108	.824	39	83	122	75	36	3	88	445	14.4	3.9	2.4
Teasley	34	34	1105	108	278	.388	68	165	.412	52	68	.765	29	87	116	207	43	7	89	336	9.9	3.4	6.1
Milton-Jones	19	19	604	65	161	.404	11	37	.297	45	62	.726	35	55	90	31	23	10	63	186	9.8	4.7	1.6
Dixon	32	21	913	119	269	.442	5	11	.455	68	87	.782	32	78	110	112	36	1	86	311	9.7	3.4	3.5
Whitmore	34	5	595	77	173	.445	7	16	.438	49	72	.681	38	68	106	17	12	5	73	210	6.2	3.1	0.5
Macchi	25	15	410	52	106	.491	7	26	.269	41	55	.746	23	38	61	14	21	6	56	152	6.1	2.4	0.6
Thomas	31	8	547	66	143	.462	5	11	.455	28	41	.683	43	77	120	23	18	14	80	165	5.3	3.9	0.7
Lewis	24	3	245	16	52	.308	4	17	.235	7	10	.700	3	19	22	16	10	2	9	43	1.8	0.9	0.7
Masciadri	17	0	116	10	25	.400	4	11	.364	4	10	.400	1	4	5	8	1	0	23	28	1.6	0.3	0.5
Coker	3	0	14	1	1	1.000	1	1	1.000	0	0	.000	1	0	1	3	0	1	2	3	1.0	0.3	1.0
Weatherspoon	34	0	292	8	25	.320	1	3	.333	0	0	.000	6	23	29	32	12	1	27	17	0.5	0.9	0.9
Udoka	3	0	19	0	2	.000	0	0	.000	1	4	.250	2	1	3	0	0	0	5	1	0.3	1.0	0.0
SPARKS	34	170	6975	904	2069	.437	157	414	.379	530	722	.734	312	809	1121	626	262	148	731	2495	73.4	33.0	18.4
OPPONENTS	34	170	6975	815	2095	.389	174	511	.341	557	761	.732	339	727	1066	532	288	114	704	2361	69.4	31.4	15.6

2004 SPARKS GAME-BY-GAME RESULTS (25-9)

NO.	DATE	OPPONENT	W-L	SCORE	HOME	ROAD	TOTAL
1	5/22	@Seattle	L	67-93	0-0	0-1	0-1
2	5/25	@Washington	W	95-79	0-0	1-1	1-1
3	5/27	@Connecticut	L	73-82	0-0	1-2	1-2
4	5/29	@Detroit	W	63-60	0-0	2-2	2-2
5	6/1	SEATTLE	W	73-70	1-0	2-2	3-2
6	6/3	@Sacramento	L	51-68	1-0	2-3	3-3
7	6/5	@Houston	L	71-75	1-0	2-4	3-4
8	6/9	CHARLOTTE	W	82-68	2-0	2-4	4-4
9	6/11	MINNESOTA	W	69-55	3-0	2-4	5-4
10	6/14	CONNECTICUT	W	76-74 (OT)	4-0	6-4	8-8
11	6/18	@Phoenix	W	76-74	4-0	3-4	7-4
12	6/20	@Charlotte	L	63-68 (OT)	4-0	3-5	7-5
13	6/22	@New York	W	65-49	4-0	4-5	8-5
14	6/25	@Indiana	L	67-71	4-0	4-6	8-6
15	6/27	@Minnesota	W	83-67	4-0	5-6	9-6
16	6/29	NEW YORK	W	69-65 (OT)	5-0	5-6	10-6
17	7/2	SAN ANTONIO	W	87-80 (OT)	6-0	5-6	11-6
18	7/7	PHOENIX	W	73-71	7-0	5-6	12-6
19	7/9	@San Antonio	W	66-61	7-0	6-6	13-6
20	7/10	@Houston	W	59-56	7-0	7-6	14-6
21	7/17	SACRAMENTO	L	70-79	7-1	7-6	14-7
22	7/19	INDIANA	W	82-51	8-1	7-6	15-7
23	7/21	WASHINGTON	W	96-76	9-1	7-6	16-7
24	7/23	HOUSTON	W	70-67	10-1	7-6	17-7
25	7/29	@Sacramento	W	85-80 (OT)	10-1	8-6	18-7
26	7/31	@San Antonio	W	79-67	10-1	9-6	19-7
27	9/1	SAN ANTONIO	W	77-69	11-1	9-6	20-7
28	9/3	SEATTLE	W	82-81	12-1	9-6	21-7
29	9/8	@Phoenix	L	58-72	12-1	9-7	21-8
30	9/9	DETROIT	W	81-63	13-1	9-7	22-8
31	9/12	SACRAMENTO	W	65-52	14-1	9-7	23-8
32	9/14	PHOENIX	W	73-60	15-1	9-7	24-8
33	9/17	MINNESOTA	L	66-78	15-2	9-7	24-9
34	9/18	@Seattle	W	83-80	15-2	10-7	25-9

WEST	W-L	PCT.	GB
Los Angeles-x	25-9	.735	----
Seattle-x	20-14	.588	5.0
Minnesota-x	18-16	.529	7.0
Sacramento-x	18-16	.529	7.0
Phoenix-o	17-17	.500	8.0
Houston-o	13-21	.382	12.0
San Antonio-o	9-25	.265	16.0

2003 SPARKS REGULAR SEASON CUME STATS



Seated (L-R): Chandra Johnson, Jennifer Gillom, Lisa Leslie, Johnny Buss, DeLisha Milton-Jones, Vanessa Nygaard, Sophia Witherspoon;
 Standing (L-R): Michael Cooper, Ryan Weisenberg, Karleen Thompson, Nicky McCrimmon, Tamecka Dixon, Nikki Teasley, Mwadi Mabika, Shaquala Williams, Sandee Teruya, Thomas Archie, Penny Toler, Rondre Jackson

PLAYER	GP	GS	MIN	-Field Goals-			-3 Field Goals-			-Free Throws-			-Rebounds-					-Averages-					
				FGM	FGA	PCT	3FGM	3FGA	PCT	FTM	FTA	PCT	OFF	DEF	TOT	AST	STL	BLK	PF	PTS	PPG	RPG	APG
Leslie	23	23	792	165	373	.442	12	37	.324	82	133	.617	76	155	231	46	31	63	93	424	18.4	10.0	2.0
Mabika	32	30	1042	158	388	.408	28	106	.264	97	112	.866	34	107	141	82	30	18	105	441	13.8	4.4	2.6
Dixon	30	30	1042	159	364	.437	11	52	.212	83	94	.833	41	85	126	89	35	10	83	412	13.7	4.2	3.0
Milton-Jones	31	30	1086	139	328	.424	23	61	.377	115	143	.804	59	161	220	64	49	41	109	416	13.4	7.1	2.1
Teasley	34	34	1189	112	288	.389	70	165	.424	98	112	.875	30	145	175	214	39	15	68	392	11.5	5.1	6.3
Byears	5	0	72	10	25	.400	0	1	.000	8	11	.727	12	9	21	2	0	2	12	28	5.6	4.2	0.4
Nygaard	11	3	168	16	36	.444	6	17	.353	3	4	.750	11	8	19	5	3	0	22	41	3.7	1.7	0.5
Gillom	33	10	397	40	97	.412	7	26	.269	16	21	.762	18	37	55	21	16	3	65	103	3.1	1.7	0.6
Mapp	24	4	255	30	60	.500	0	1	.000	2	4	.500	26	42	68	6	7	6	45	62	2.6	2.8	0.3
Witherspoon	23	2	235	17	53	.321	10	29	.345	12	14	.857	6	13	19	4	7	0	17	56	2.4	0.8	0.2
McCrimmon	33	1	299	28	63	.444	5	12	.417	7	8	.875	7	22	29	32	19	1	20	68	2.1	0.9	1.0
Williams	25	3	229	19	53	.358	1	16	.063	10	14	.714	11	21	32	19	6	0	25	49	2.0	1.9	0.8
Johnson	8	0	45	1	5	.200	1	5	.200	3	4	.750	2	4	6	3	0	1	6	6	0.8	0.8	0.4
Pride	4	0	28	0	5	.000	0	0	.000	1	4	.250	3	3	6	0	0	0	9	1	0.3	1.5	0.0
Mowe	1	0	21	0	2	.000	0	0	.000	0	0	.000	0	1	1	0	0	1	3	0	0.0	1.0	0.0
SPARKS	34	170	6900	894	2140	.418	174	528	.330	537	678	.792	336	813	1149	587	242	161	682	2499	73.5	33.8	17.3
OPPONENTS	34	170	6900	866	2147	.403	196	540	.363	504	702	.718	316	789	1105	572	241	127	654	2432	71.5	32.5	16.8

2003 SPARKS GAME-BY-GAME RESULTS (24-10)

NO.	DATE	OPPONENT	W-L	SCORE	HOME	ROAD	TOTAL
1	5/24	@Connecticut	W	82-73	0-0	1-0	1-0
2	5/27	@Cleveland	W	79-71	0-0	2-0	2-0
3	5/28	@Minnesota	W	83-80	0-0	3-0	3-0
4	5/30	@Seattle	W	7-74 (OT)	0-0	4-0	4-0
5	6/5	SACRAMENTO	W	63-61	1-0	4-0	5-0
6	6/7	@Sacramento	W	79-61	1-0	5-0	6-0
7	6/10	MINNESOTA	W	76-75	2-0	5-0	7-0
8	6/12	INDIANA	W	74-66	3-0	5-0	8-0
9	6/14	@New York	W	67-60	3-0	6-0	9-0
10	6/17	@Detroit	L	78-87 (OT)	3-0	6-1	9-1
11	6/19	SEATTLE	L	67-69	3-1	6-1	9-2
12	6/21	@Phoenix	W	54-48	3-1	7-1	10-2
13	6/24	@Houston	W	71-62	3-1	8-1	11-2
14	6/26	@San Antonio	W	67-58	3-1	9-1	12-2
15	6/28	SACRAMENTO	L	60-69	3-2	9-1	12-3
16	7/5	SEATTLE	W	84-75	4-2	9-1	13-3
17	7/7	CLEVELAND	W	81-75	5-2	9-1	14-3
18	7/9	@Washington	W	97-91	5-2	10-1	15-3
19	7/15	PHOENIX	W	80-77 (OT)	6-2	10-1	16-3
20	7/18	HOUSTON	L	74-79	6-3	10-1	16-4
21	7/20	CONNECTICUT	L	73-76	6-4	10-1	16-5
22	7/22	WASHINGTON	W	77-73	7-4	10-1	17-5
23	7/24	PHOENIX	W	82-65	8-4	10-1	18-5
24	7/30	SAN ANTONIO	L	62-70	8-5	10-1	18-6
25	7/31	@Sacramento	L	75-83	8-5	10-2	18-7
26	8/2	CHARLOTTE	L	73-84	8-6	10-2	18-8
27	8/6	@Seattle	L	56-92	8-6	10-3	18-9
28	8/8	@Phoenix	W	67-64	8-6	11-3	19-9
29	8/9	@San Antonio	L	52-69	8-6	11-4	19-10
30	8/14	@Minnesota	W	87-83	8-6	12-4	20-10
31	8/16	@Houston	W	64-63	8-6	13-4	21-10
32	8/21	MINNESOTA	W	88-65	9-6	13-4	22-10
33	8/23	SAN ANTONIO	W	83-70	10-6	13-4	23-10
34	8/25	HOUSTON	W	67-64	11-6	13-4	24-10

WEST	W-L	PCT.	GB
Los Angeles-x	24-10	.706	----
Houston-x	20-14	.588	4.0
Sacramento-x	19-15	.559	5.0
Minnesota-x	18-16	.529	6.0
Seattle-o	18-16	.529	6.0
San Antonio-o	12-22	.353	12.0
Phoenix-o	8-26	.235	16.0

2002 SPARKS REGULAR SEASON CUME STATS



2002 WNBA Champions, Los Angeles Sparks

PLAYER	GP	GS	MIN	-Field Goals-			-3 Field Goals-			-Free Throws-			-Rebounds-					-Averages-					
				FGM	FGA	PCT	3FGM	3FGA	PCT	FTM	FTA	PCT	OFF	DEF	TOT	AST	STL	BLK	PF	PTS	PPG	RPG	APG
Leslie	31	31	1060	189	406	.466	12	37	.324	133	183	.727	78	244	322	83	46	90	123	523	16.9	10.4	2.7
Mabika	32	32	1050	188	444	.423	64	175	.366	99	118	.839	32	135	167	92	38	9	90	539	16.8	5.2	2.9
Milton-Jones	32	25	966	132	271	.487	21	50	.420	77	104	.740	65	146	211	45	50	35	122	362	11.3	6.6	1.4
Dixon	30	30	958	125	320	.391	20	57	.351	49	59	.831	18	74	92	119	28	5	74	319	10.6	3.1	4.0
Byears	26	5	486	76	123	.618	0	0	.000	30	53	.566	65	76	141	13	19	4	89	182	7.0	5.4	0.5
Teasley	32	32	882	67	166	.404	40	100	.400	30	40	.750	17	67	84	140	25	9	63	204	6.4	2.6	4.4
Witherspoon	31	1	358	49	118	.415	28	67	.418	35	46	.761	9	20	29	29	13	2	27	161	5.2	0.9	0.9
Askamp	20	4	215	26	55	.473	0	1	.000	9	14	.643	24	25	49	4	11	4	25	61	3.1	2.5	0.2
Grgin-Fonseca	12	0	79	12	31	.387	5	12	.417	2	3	.667	3	5	8	1	1	0	11	31	2.6	0.7	0.1
Hall	3	0	19	2	4	.500	0	1	.000	3	4	.750	1	1	2	1	1	0	2	7	2.3	0.7	0.3
McCrimmon	32	0	356	20	49	.408	4	15	.267	7	11	.636	9	14	23	53	22	3	22	51	1.6	0.7	1.7
de Souza	11	0	41	5	14	.357	0	0	.000	2	10	.200	8	6	14	2	3	0	14	12	1.1	1.3	0.2
Gaither	1	0	5	0	1	.000	0	0	.000	0	0	.000	0	1	1	1	0	0	2	0	0.0	1.0	1.0
SPARKS	32	170	6475	891	2002	.445	194	515	.377	476	645	.738	329	814	1143	583	257	161	664	2452	76.6	35.7	18.2
OPPONENTS	32	170	6475	796	2040	.390	163	521	.313	480	649	.740	314	645	959	508	275	111	623	2235	69.8	30.0	15.9

2002 SPARKS GAME-BY-GAME RESULTS (25-7)

NO.	DATE	OPPONENT	W-L	SCORE	HOME	ROAD	TOTAL
1	5/25	NEW YORK	W	72-64	1-0	0-0	1-0
2	5/27	@Houston	W	68-55	1-0	1-0	2-0
3	5/30	@Miami	W	69-65	1-0	2-0	3-0
4	6/1	@Charlotte	L	87-94 (OT)	1-0	2-1	3-1
5	6/3	PORTLAND	W	89-72	2-0	2-1	4-1
6	6/8	@Minnesota	W	76-72	2-0	3-1	5-1
7	6/11	DETROIT	W	90-80	3-0	3-1	6-1
8	6/15	@Sacramento	W	72-66 (OT)	3-0	4-1	7-1
9	6/18	@Seattle	W	80-68	3-0	5-1	8-1
10	6/21	MINNESOTA	W	73-64	4-0	5-1	9-1
11	6/25	PHOENIX	W	89-66	5-0	5-1	10-1
12	6/27	WASHINGTON	W	73-69	6-0	5-1	11-1
13	6/28	@Phoenix	W	84-72	6-0	6-1	12-1
14	6/30	HOUSTON	L	58-60	6-1	6-1	12-2
15	7/5	SACRAMENTO	W	87-65	7-1	6-1	13-2
16	7/7	UTAH	W	102-75	8-1	6-1	14-2
17	7/11	@Seattle	L	60-79	8-1	6-2	14-3
18	7/12	@Portland	W	82-76 (OT)	8-1	7-2	15-3
19	7/17	@Indiana	W	73-58	8-1	8-2	16-3
20	7/18	@New York	L	59-72	8-1	8-3	16-4
21	7/20	@Cleveland	W	63-50	8-1	9-3	17-4
22	7/22	ORLANDO	W	92-84	9-1	9-3	18-4
23	7/24	PORTLAND	W	73-69	10-1	9-3	19-4
24	7/28	INDIANA	W	80-62	11-1	9-3	20-4
25	7/30	MIAMI	L	73-82	11-2	9-3	20-5
26	8/1	SEATTLE	L	76-81	11-3	9-3	20-6
27	8/3	@Sacramento	W	81-71	11-3	10-3	20-6
28	8/4	UTAH	W	90-86	12-3	10-3	22-6
29	8/8	HOUSTON	L	64-67	12-4	10-3	22-7
30	8/9	@Utah	W	85-77	12-4	11-3	23-7
31	8/11	@Minnesota	W	69-58	12-4	12-3	24-7
32	8/13	@Phoenix	W	63-56	12-4	13-3	25-7

WEST	W-L	PCT.	GB
Los Angeles-x	25-7	.781	----
Houston-x	24-8	.750	1.0
Utah-x	20-12	.625	5.0
Seattle-x	17-15	.531	8.0
Portland-o	16-16	.500	9.0
Sacramento-o	14-18	.438	11.0
Phoenix-o	11-21	.344	14.0
Minnesota-o	10-22	.313	15.0

2001 SPARKS REGULAR SEASON CUME STATS



2001 WNBA Champions, Los Angeles Sparks

PLAYER	GP	GS	MIN	-Field Goals-			-3 Field Goals-			-Free Throws-			-Rebounds-						-Averages-				
				FGM	FGA	PCT	3FGM	3FGA	PCT	FTM	FTA	PCT	OFF	DEF	TOT	AST	STL	BLK	PF	PTS	PPG	RPG	APG
Leslie	31	31	1033	221	467	.473	22	60	.367	142	193	.736	88	210	298	73	34	71	132	606	19.5	9.6	2.4
Dixon	29	29	925	133	319	.417	6	34	.176	68	86	.791	19	66	85	114	27	2	52	340	11.7	2.9	3.9
Mabika	28	24	828	99	256	.387	47	123	.382	68	79	.861	22	108	130	87	39	11	74	313	11.2	4.6	3.1
Milton-Jones	32	27	938	134	296	.453	12	35	.343	50	63	.794	71	98	169	68	49	29	101	330	10.3	5.3	2.1
Byears	32	13	739	133	221	.602	1	3	.333	30	52	.577	80	103	183	29	42	13	112	297	9.3	5.7	0.9
Figgs	32	19	930	76	179	.425	54	117	.462	51	63	.810	14	86	100	126	43	4	42	257	8.0	3.1	3.9
Mapp	30	0	395	51	123	.415	0	3	.000	24	32	.750	34	45	79	14	16	6	60	126	4.2	2.6	0.5
Grgin-Fonseca	24	7	223	28	65	.431	6	19	.316	9	14	.643	13	22	35	12	4	1	21	71	3.0	1.5	0.5
McCrimmon	28	0	350	28	63	.444	5	12	.417	3	7	.429	3	9	12	63	21	0	19	64	2.3	0.4	2.3
Levandusky	13	0	67	7	22	.318	5	17	.294	1	1	1.000	5	4	9	7	5	1	3	20	1.5	0.7	0.5
Willits	13	0	47	6	20	.300	2	13	.154	3	4	.750	1	4	5	3	1	0	0	17	1.3	0.4	0.2
SPARKS	32	170	6475	916	2031	.451	160	436	.367	449	594	.756	350	755	1105	596	281	138	616	2441	76.3	34.5	18.6
OPPONENTS	32	170	6475	779	1985	.392	192	603	.318	416	547	.761	294	627	921	538	234	114	591	2166	67.7	28.8	16.8

2001 SPARKS GAME-BY-GAME RESULTS (28-4)

NO.	DATE	OPPONENT	W-L	SCORE	HOME	ROAD	TOTAL
1	5/28	@Houston	W	66-63	0-0	1-0	1-0
2	6/1	@Orlando	W	68-62	0-0	2-0	2-0
3	6/2	@Charlotte	W	76-67	0-0	3-0	3-0
4	6/5	CLEVELAND	W	58-50	1-0	3-0	4-0
5	6/9	@Minnesota	W	62-60	1-0	4-0	5-0
6	6/14	ORLANDO	W	84-68	2-0	4-0	6-0
7	6/16	@Seattle	W	73-60	2-0	5-0	7-0
8	6/17	PORTLAND	W	90-75	3-0	5-0	8-0
9	6/19	CHARLOTTE	W	73-69	4-0	5-0	9-0
10	6/21	@Houston	L	65-69	4-0	5-1	9-1
11	6/22	@Cleveland	L	70-74	4-0	5-2	9-2
12	6/24	@New York	L	69-82	4-0	5-3	9-3
13	6/26	@Detroit	W	98-89 (OT)	4-0	6-3	10-3
14	7/1	MIAMI	W	86-60	5-0	6-3	11-3
15	7/3	UTAH	W	84-71	6-0	6-3	12-3
16	7/5	PHOENIX	W	73-50	7-0	6-3	13-3
17	7/8	MINNESOTA	W	100-95 (OT)	8-0	6-3	14-3
18	7/10	@Utah	W	79-67	8-0	7-3	15-3
19	7/11	@Phoenix	W	75-61	8-0	8-3	16-3
20	7/14	@Washington	W	62-50	8-0	9-3	17-3
21	7/19	@Sacramento	W	83-68	8-0	10-3	18-3
22	7/21	SEATTLE	W	85-79	9-0	10-3	19-3
23	7/25	SACRAMENTO	W	80-78	10-0	10-3	20-3
24	7/28	@Portland	W	88-83	10-0	11-3	21-3
25	7/30	MINNESOTA	W	78-69	11-0	11-3	22-3
26	8/2	SACRAMENTO	W	67-62	12-0	11-3	23-3
27	8/4	SEATTLE	W	79-60	13-0	11-3	24-3
28	8/6	INDIANA	W	81-66	14-0	11-3	25-3
29	8/8	PHOENIX	W	79-67	15-0	11-3	26-3
30	8/11	HOUSTON	W	75-64	16-0	11-3	27-3
31	8/13	@Utah	L	78-80 (OT)	16-0	11-4	27-4
32	8/14	@Portland	W	67-58	16-0	12-4	28-4

WEST	W-L	PCT.	GB
Los Angeles-x	28-4	.875	----
Sacramento-x	20-12	.625	8.0
Utah-x	19-13	.594	9.0
Houston-x	19-13	.594	9.0
Phoenix-o	13-19	.406	15.0
Minnesota-o	12-20	.375	16.0
Portland-o	11-21	.344	17.0
Seattle-o	10-22	.313	18.0

2000 SPARKS REGULAR SEASON CUME STATS



Tamecka Dixon, Lisa Leslie, DeLisha Milton (Jones)

PLAYER	GP	GS	MIN	-Field Goals-			-3 Field Goals-			-Free Throws-			-Rebounds-					-Averages-					
				FGM	FGA	PCT	3FGM	3FGA	PCT	FTM	FTA	PCT	OFF	DEF	TOT	AST	STL	BLK	PF	PTS	PPG	RPG	APG
Leslie	32	32	1028	197	430	.458	7	32	.219	169	205	.824	75	231	306	60	31	74	134	570	17.8	9.6	1.9
Mabika	32	32	940	130	335	.388	61	159	.384	73	89	.820	45	134	179	98	58	18	117	394	12.3	5.6	3.1
Milton-Jones	32	32	983	150	293	.512	2	8	.250	76	102	.745	55	139	194	68	44	29	124	378	11.8	6.1	2.1
Dixon	31	31	882	132	291	.454	12	34	.353	62	77	.805	34	71	105	96	40	10	86	338	10.9	3.4	3.1
Figgs	32	32	803	66	153	.431	29	82	.354	54	65	.831	14	41	55	127	21	3	53	215	6.7	1.7	4.0
Feaster	32	0	469	60	167	.359	22	85	.259	60	72	.833	36	49	85	33	23	2	47	202	6.3	2.7	1.0
Machanguana	31	1	421	48	83	.578	0	1	.000	14	25	.560	20	52	72	18	13	4	66	110	3.5	2.3	0.6
McCrimmon	32	0	488	39	77	.506	16	33	.485	7	14	.500	9	23	32	65	29	8	41	101	3.2	1.0	2.0
Grgin-Fonseca	18	0	183	17	62	.274	1	17	.059	14	23	.609	9	14	23	12	3	1	17	49	2.7	1.3	0.7
Sauer	12	0	66	8	14	.571	0	0	.000	4	5	.800	3	13	16	3	2	1	10	20	1.7	1.3	0.3
Frett	25	0	187	14	51	.275	0	1	.000	12	16	.750	8	16	24	6	7	6	10	40	1.6	1.0	0.2
SPARKS	32	170	6450	861	1956	.440	150	452	.332	545	693	.786	308	783	1091	586	271	156	705	2417	75.5	34.1	18.3
OPPONENTS	32	170	6450	776	1963	.395	122	413	.295	495	692	.715	300	678	978	445	243	105	650	2169	67.8	30.6	13.9

2000 SPARKS GAME-BY-GAME RESULTS (28-4)

NO.	DATE	OPPONENT	W-L	SCORE	HOME	ROAD	TOTAL
1	5/31	UTAH	W	69-62	1-0	0-0	1-0
2	6/3	@Minnesota	W	82-75	1-0	1-0	2-0
3	6/6	PORTLAND	W	70-57	2-0	1-0	3-0
4	6/10	PHOENIX	W	76-57	3-0	1-0	4-0
5	6/11	@Sacramento	L	68-75	3-0	1-1	4-1
6	6/13	@Seattle	L	59-69 (OT)	3-0	1-2	4-2
7	6/17	@Portland	W	94-81	3-0	2-2	5-2
8	6/18	CHARLOTTE	W	70-62	4-0	2-2	6-2
9	6/20	HOUSTON	W	90-84	5-0	2-2	7-2
10	6/23	@Miami	W	68-54	5-0	3-2	8-2
11	6/25	@New York	W	72-67	5-0	4-2	9-2
12	6/26	@Washington	W	74-72	5-0	5-2	10-2
13	6/28	@Indiana	W	82-73	5-0	6-2	11-2
14	7/1	CLEVELAND	W	75-67	6-0	6-2	12-2
15	7/2	DETROIT	W	85-63	7-0	6-2	13-2
16	7/5	@Sacramento	W	76-61	7-0	7-2	14-2
17	7/6	WASHINGTON	W	79-70	8-0	7-2	15-2
18	7/9	UTAH	W	92-72	9-0	7-2	16-2
19	7/11	PORTLAND	L	77-80	9-1	7-2	16-3
20	7/14	HOUSTON	W	63-58	10-1	7-2	17-3
21	7/15	MINNESOTA	W	58-57	11-1	7-2	18-3
22	7/20	NEW YORK	W	82-66	12-1	7-2	19-3
23	7/21	@Phoenix	W	74-68	12-1	8-2	20-3
24	7/23	SACRAMENTO	W	73-68	13-1	8-2	21-3
25	7/25	ORLANDO	W	78-63	14-1	8-2	22-3
26	7/27	SEATTLE	W	76-63	15-1	8-2	23-3
27	7/29	@Houston	W	84-74	15-1	9-2	24-3
28	7/31	@Minnesota	W	73-66	15-1	10-2	25-3
29	8/2	@Detroit	W	84-81	15-1	11-2	26-3
30	8/5	@Phoenix	W	77-63	15-1	12-2	27-3
31	8/8	@Seattle	W	60-52 (OT)	15-1	13-2	28-3
32	8/9	@Utah	L	77-89	15-1	13-3	28-4

WEST	W-L	PCT.	GB
Los Angeles-x	28-4	.875	----
Houston-x	27-5	.844	1.0
Sacramento-x	21-11	.656	7.0
Phoenix-x	20-12	.625	8.0
Utah-o	18-14	.563	10.0
Minnesota-o	15-17	.469	13.0
Portland-o	10-22	.313	18.0
Seattle-o	6-26	.188	22.0

1999 SPARKS REGULAR SEASON CUME STATS



Lisa Leslie and Tina Thompson

PLAYER	GP	GS	MIN	-Field Goals-			-3 Field Goals-			-Free Throws-			-Rebounds-						-Averages-				
				FGM	FGA	PCT	3FGM	3FGA	PCT	FTM	FTA	PCT	OFF	DEF	TOT	AST	STL	BLK	PF	PTS	PPG	RPG	APG
Leslie	32	32	930	182	389	.468	22	52	.423	114	156	.731	72	176	248	56	36	49	136	500	15.6	7.8	1.8
Mabika	32	28	938	125	336	.372	41	146	.281	56	78	.718	42	111	153	112	44	15	100	347	10.8	4.8	3.5
Milton-Jones	32	32	835	125	236	.530	0	1	.000	68	86	.791	60	116	176	50	47	17	112	318	9.9	5.5	1.6
Grubin	32	18	708	96	238	.403	40	93	.430	52	68	.765	18	54	72	90	24	2	53	284	8.9	2.3	2.8
Dixon	32	14	563	77	199	.387	15	48	.313	48	65	.738	17	49	66	53	17	4	42	217	6.8	2.1	1.7
Frett	31	18	658	77	162	.475	0	0	.000	34	43	.791	48	46	94	63	9	5	42	188	6.1	3.0	2.0
Feaster	32	4	410	51	103	.495	21	57	.368	39	57	.684	28	30	58	32	15	7	51	162	5.1	1.8	1.0
Toler	30	4	427	51	150	.340	2	13	.154	39	45	.867	12	31	43	66	13	0	36	143	4.8	1.4	2.2
Bjedov	27	0	431	52	100	.520	8	19	.421	9	18	.500	21	49	70	17	9	22	60	121	4.5	2.6	0.6
Figgs	22	10	330	30	82	.366	14	47	.298	21	24	.875	8	27	35	33	15	0	27	95	4.3	1.6	1.5
Machanguana	28	0	245	24	49	.490	0	0	.000	26	36	.722	16	36	52	9	8	3	34	74	2.6	1.9	0.3
SPARKS	32	170	6475	890	2044	.435	163	476	.342	506	676	.749	342	725	1067	581	237	124	693	2449	76.5	33.3	18.2
OPPONENTS	32	170	6475	818	1993	.410	147	445	.330	535	721	.742	335	696	1031	511	250	99	681	2318	72.4	32.2	16.0

1999 SPARKS GAME-BY-GAME RESULTS (20-12)

NO.	DATE	OPPONENT	W-L	SCORE	HOME	ROAD	TOTAL
1	6/10	SACRAMENTO	W	100-78	1-0	0-0	1-0
2	6/12	@Cleveland	W	75-59	1-0	1-0	2-0
3	6/15	@Orlando	L	86-88	1-0	1-1	2-1
4	6/18	@New York	L	72-84	1-0	1-2	2-2
5	6/19	@Charlotte	W	73-69	1-0	2-2	3-2
6	6/22	@Houston	L	76-84	1-0	2-3	3-3
7	6/24	MINNESOTA	L	73-86	1-1	2-3	3-4
8	6/26	@Sacramento	W	76-73	1-1	3-3	4-4
9	6/28	UTAH	W	102-70	2-1	3-3	5-4
10	7/1	@Minnesota	W	81-77 (OT) 2-1	4-3	6-4	
11	7/2	@Detroit	W	91-81	2-1	5-3	7-4
12	7/5	CLEVELAND	W	74-72	3-1	5-3	8-4
13	7/7	@Phoenix	W	67-61	3-1	6-3	9-4
14	7/9	SACRAMENTO	L	72-77	3-2	6-3	9-5
15	7/11	PHOENIX	W	67-58	4-2	6-3	10-5
16	7/17	@Phoenix	L	76-84	4-2	6-4	10-6
17	7/18	HOUSTON	W	78-65	5-2	6-4	11-6
18	7/21	PHOENIX	W	84-63	6-2	6-4	12-6
19	7/24	NEW YORK	W	75-72 (OT) 7-2	6-4	13-6	
20	7/27	ORLANDO	W	81-60	8-2	6-4	14-6
21	7/30	UTAH	W	87-77	9-2	6-4	15-6
22	7/31	WASHINGTON	W	81-64	10-2	6-4	16-6
23	8/5	@Utah	L	75-81	10-2	6-5	16-7
24	8/6	@Minnesota	W	77-59	10-2	7-5	17-7
25	8/9	DETROIT	L	59-84	10-3	7-5	17-8
26	8/10	@Sacramento	L	80-82	10-3	7-6	17-9
27	8/12	@Houston	L	61-83	10-3	7-7	17-10
28	8/14	@Washington	L	53-55	10-3	7-8	17-11
29	8/16	CHARLOTTE	W	76-65	11-3	7-8	18-11
30	8/18	MINNESOTA	W	72-54	12-3	7-8	19-11
31	8/20	HOUSTON	W	68-64	13-3	7-8	20-11
32	8/21	@Utah	L	81-89	13-3	7-9	20-12

WEST	W-L	PCT.	GB
Houston-x	26-6	.813	----
Los Angeles-x	20-12	.625	6.0
Sacramento-x	19-13	.594	7.0
Minnesota-o	15-17	.469	11.0
Phoenix-o	15-17	.469	11.0
Utah-o	15-17	.469	11.0

1998 SPARKS REGULAR SEASON CUME STATS



Mwadi Mabika, Pamela McGee, Lisa Leslie, Jamila Wideman, Erin Alexander

PLAYER	GP	GS	MIN	-Field Goals-			-3 Field Goals-			-Free Throws-			-Rebounds-					-Averages-					
				FGM	FGA	PCT	3FGM	3FGA	PCT	FTM	FTA	PCT	OFF	DEF	TOT	AST	STL	BLK	PF	PTS	PPG	RPG	APG
Leslie	28	28	898	202	423	.478	9	23	.391	136	177	.768	77	208	285	70	42	60	121	549	19.6	10.2	2.5
Dixon	22	22	710	124	283	.438	21	59	.356	88	113	.779	13	43	56	54	24	8	67	357	16.2	2.5	2.5
Toler	30	30	945	145	349	.415	25	60	.417	55	74	.743	37	69	106	143	32	3	77	370	12.3	3.5	4.8
Mabika	29	23	710	87	257	.339	33	107	.308	30	43	.698	29	98	127	44	30	9	73	238	8.2	4.4	1.5
Zheng	6	2	98	20	32	.625	0	0	.000	5	7	.714	8	18	26	3	0	1	11	45	7.5	4.3	0.5
McGee	30	22	570	80	183	.437	0	4	.000	43	70	.614	62	83	145	13	23	24	104	203	6.8	4.8	0.4
VanEmbricqs	28	2	470	43	89	.483	0	0	.000	8	16	.500	34	41	75	16	24	9	57	94	3.4	2.7	0.6
Feaster	3	0	41	3	14	.214	2	10	.200	2	2	1.000	1	1	2	3	2	0	10	10	3.3	0.7	1.0
Alexander	8	0	73	7	22	.318	6	16	.375	2	2	1.000	8	7	15	6	2	0	11	22	2.8	1.9	0.8
Colleton	30	14	575	30	99	.303	5	19	.263	15	18	.833	25	26	51	47	18	11	44	80	2.7	1.7	1.6
Blue	30	3	331	26	77	.338	6	21	.286	15	24	.625	19	30	49	10	13	3	41	73	2.4	1.6	0.3
Rycraw	20	4	226	15	32	.469	0	0	.000	16	22	.727	17	33	50	4	7	18	27	46	2.3	2.5	0.2
Wideman	25	0	329	12	43	.279	3	12	.250	21	29	.724	5	17	22	57	10	1	28	48	1.9	0.9	2.3
Reed	9	0	49	3	11	.273	1	4	.250	7	12	.583	2	9	11	2	2	1	4	14	1.6	1.2	0.2
SPARKS	30	150	6025	797	1914	.416	111	335	.331	443	609	.727	337	683	1020	472	229	148	675	2148	71.6	34.0	15.7
OPPONENTS	30	150	6025	780	1898	.411	119	372	.320	490	693	.707	337	663	1000	522	244	109	603	2169	72.3	33.3	17.4

1998 SPARKS GAME-BY-GAME RESULTS (12-18)

NO.	DATE	OPPONENT	W-L	SCORE	HOME	ROAD	TOTAL
1	6/11	@Utah	W	89-83	0-0	1-0	1-0
2	6/14	@Phoenix	L	60-70	0-0	1-1	1-1
3	6/16	@Sacramento	L	69-73	0-0	1-2	1-2
4	6/19	NEW YORK	W	78-75	1-0	1-2	2-2
5	6/21	HOUSTON	L	63-79	1-1	1-2	2-3
6	6/24	CHARLOTTE	L	73-77	1-2	1-2	2-4
7	6/27	@Houston	L	64-75	1-2	1-3	2-5
8	6/30	@Sacramento	L	56-58	1-2	1-4	2-6
9	7/2	UTAH	L	57-58	1-3	1-4	2-7
10	7/7	CHARLOTTE	W	86-79	2-3	1-4	3-7
11	7/8	SACRAMENTO	L	71-76	2-4	1-4	3-8
12	7/12	CLEVELAND	W	87-66	3-4	1-4	4-8
13	7/13	@Phoenix	L	62-72	3-4	1-5	4-9
14	7/15	SACRAMENTO	W	81-76 (OT)	4-4	1-5	5-9
15	7/17	HOUSTON	L	68-74	4-5	1-5	5-10
16	7/21	NEW YORK	L	77-92	4-6	1-5	5-11
17	7/23	PHOENIX	W	70-68	5-6	1-5	6-11
18	7/25	@Detroit	L	67-69	5-6	1-6	6-12
19	7/27	@Cleveland	L	67-83	5-6	1-7	6-13
20	7/29	@Washington	W	77-68	5-6	2-7	7-13
21	7/30	PHOENIX	W	71-56	6-6	2-7	8-13
22	8/1	@Utah	W	73-65	6-6	3-7	9-13
23	8/3	WASHINGTON	W	86-72	7-6	3-7	10-13
24	8/5	@Detroit	L	61-73	7-6	3-8	10-14
25	8/8	NEW YORK	L	62-80	7-7	3-8	10-15
26	8/9	@Washington	L	74-76	7-7	3-9	10-16
27	8/12	@Charlotte	W	65-52	7-7	4-9	11-16
28	8/14	UTAH	W	87-67	8-7	4-9	12-16
29	8/16	DETROIT	L	76-77	8-8	4-9	12-17
30	8/19	@Houston	L	71-80	8-8	4-10	12-18

WEST	W-L	PCT.	GB
Houston-x	27-3	.900	---
Phoenix-x	19-11	.633	8.0
Los Angeles-o	12-18	.400	15.0
Sacramento-o	8-22	.267	19.0
Utah-o	8-22	.267	19.0

1997 SPARKS REGULAR SEASON STATS



Penny Toler, Tamecka Dixon, Jamila Wideman, Lisa Leslie, Haixia Zheng

PLAYER	GP	GS	MIN	-Field Goals-			-3 Field Goals-			-Free Throws-			-Rebounds-						-Averages-				
				FGM	FGA	PCT	3FGM	3FGA	PCT	FTM	FTA	PCT	OFF	DEF	TOT	AST	STL	BLK	PF	PTS	PPG	RPG	APG
Leslie	28	28	902	160	371	.431	12	46	.261	113	189	.598	63	203	266	74	39	59	99	445	15.9	9.5	2.6
Toler	28	28	907	144	338	.426	7	38	.184	73	87	.839	25	69	94	143	36	3	66	368	13.1	3.4	5.1
Dixon	27	21	715	115	252	.456	22	52	.423	68	88	.773	22	59	81	55	49	5	76	320	11.9	3.0	2.0
Zheng	28	21	557	110	178	.618	0	0	.000	39	59	.661	32	91	123	17	11	20	77	259	9.3	4.4	0.6
Burgess	28	6	492	73	135	.541	1	2	.500	36	49	.735	46	71	117	9	20	13	46	183	6.5	4.2	0.3
Mabika	21	1	325	53	136	.390	7	38	.184	13	24	.542	22	32	54	22	23	6	48	126	6.0	2.6	1.0
Colleton	28	14	613	55	126	.437	9	25	.360	17	30	.567	25	35	60	45	35	9	46	136	4.9	2.1	1.6
Burge	22	6	282	32	72	.444	0	4	.000	23	45	.511	23	46	69	15	12	12	52	87	4.0	3.1	0.7
Wideman	28	14	633	25	106	.236	7	36	.194	27	34	.794	16	41	57	103	24	1	44	84	3.0	2.0	3.7
Charles	28	1	282	27	67	.403	0	1	.000	10	15	.667	16	32	48	12	10	10	41	64	2.3	1.7	0.4
Gessig	1	0	4	0	0	.000	0	0	.000	0	0	.000	0	1	1	0	0	0	2	0	0.0	1.0	0.0
Gant	2	0	13	0	1	.000	0	0	.00	0	0	.000	0	3	3	0	0	0	4	0	0.0	1.5	0.0
SPARKS	28	140	5725	794	1782	.446	65	242	.269	419	620	.676	290	683	973	495	259	138	601	2072	74.0	34.8	17.7
OPPONENTS	28	140	5725	719	1812	.397	95	343	.277	477	649	.735	323	597	920	457	287	82	575	2010	71.8	32.9	16.3

1997 SPARKS GAME-BY-GAME RESULTS (14-14)

NO.	DATE	OPPONENT	W-L	SCORE	HOME	ROAD	TOTAL
1	6/21	NEW YORK	L	57-67	0-1	0-0	0-1
2	6/23	@Utah	L	89-102	0-1	0-1	0-2
3	6/25	CHARLOTTE	W	74-54	1-1	0-1	1-2
4	6/27	SACRAMENTO	W	93-73	2-1	0-1	2-2
5	6/30	@Houston	L	66-71 (OT)	2-1	0-2	2-3
6	7/3	@Cleveland	W	74-62	2-1	1-2	3-3
7	7/5	@Charlotte	L	66-78	2-1	1-3	3-4
8	7/7	CLEVELAND	L	70-81	2-2	1-3	3-5
9	7/11	UTAH	W	75-68	3-2	1-3	4-5
10	7/13	PHOENIX	L	56-57	3-3	1-3	4-6
11	7/15	@Sacramento	L	73-78	3-3	1-4	4-7
12	7/16	HOUSTON	W	77-52	4-3	1-4	5-7
13	7/19	@New York	L	57-69	4-3	1-5	5-8
14	7/21	@Charlotte	L	64-75	4-3	1-6	5-9
15	7/23	CLEVELAND	L	85-89	4-4	1-6	5-10
16	7/25	@Phoenix	W	86-83 (OT)	4-4	2-6	6-10
17	7/27	@Sacramento	W	84-62	4-4	3-6	7-10
18	7/30	UTAH	W	91-69	5-4	3-6	8-10
19	8/1	HOUSTON	L	57-81	5-5	3-6	8-11
20	8/3	CHARLOTTE	L	70-77	5-6	3-6	8-12
21	8/5	@New York	W	67-50	5-6	4-6	9-12
22	8/7	@Cleveland	W	87-84 (2OT)	5-6	5-6	10-12
23	8/9	@Houston	L	71-72	5-6	5-7	10-13
24	8/16	@Utah	W	74-64	5-6	6-7	11-13
25	8/18	PHOENIX	W	75-66	6-6	6-7	12-13
26	8/20	NEW YORK	W	78-76	7-6	6-7	13-13
27	8/22	SACRAMENTO	W	88-77	8-6	6-7	14-13
28	8/24	@Phoenix	L	68-73 (OT)	8-6	6-8	14-14

WEST	W-L	PCT.	GB
Phoenix-x 1	6-12	.571	---
Los Angeles-o	14-14	.500	2.0
Sacramento-o	10-18	.357	6.0
Utah-o	7-21	.250	9.0



SPARKS HISTORY

LOS ANGELES SPARKS AT A GLANCE

Inaugural Season (1997):

- The Los Angeles Sparks was officially added to the WNBA Western Conference in 1997 under the late Los Angeles Lakers owner Jerry Buss.
- Played at the Great Western Forum (1997-2000).
- First game was against the New York Liberty on June 21, 1997.
- Penny Toler, former Sparks player & current Executive Vice President & General Manager, scored the league's first basket with a pull-up jumper 59 seconds into the game.

1999 - 2000:

- In 1999, the Sparks went 20-12 and made their first playoff appearance, beating the Sacramento Monarchs in the Western Conference Semifinals before falling to the Houston Comets 2-1 in the Western Conference Finals.
- Penny Toler retired in 1999 and became the general manager of the Sparks.
- Led by Hall-of-Famer Lisa Leslie, the Sparks went 28-4 in 2000, setting the record for most wins in a regular season, a record that stood until 2014.
- The Sparks again made the Western Conference Finals in 2000 and fell to the Comets 2-0.

2001 - 2002:

- In the 2000-01 offseason, the LA Sparks moved to Staples Center and hired former Los Angeles Laker legend Michael Cooper as their head coach.
- During the 2001 regular season, the Sparks posted another 28-4 record.
- In the 2001 playoffs, the Sparks finally eliminated the Comets in the conference semifinals and then beat the Charlotte Sting in the WNBA Finals to win their first WNBA title.
- In the 2002 season, Lisa Leslie became the first woman to dunk during a game.
- The Sparks once again dominated the season, going to the 2002 playoffs with a 25-7 record and beating the New York Liberty in the WNBA Finals to become back-to-back champions.

2003 - 2016:

- In 2003, the Sparks made their third consecutive Finals, but this time fell to the Detroit Shock.
- In 2006, Gemini Basketball LLC acquired the team and remained owners until 2011
- The Sparks made the playoffs every year until 2007, an eight-year streak of postseason berths.
- The Sparks drafted Candace Parker number one overall from Tennessee after she led the Lady Vols to back-to-back NCAA championships in 2007 and 2008.
- In the 2008 regular season, Parker became the first WNBA player to win Rookie of the Year and WNBA MVP in the same year.
- Leslie retired in 2009, holding the league record for points (6,263) and rebounds (3,307).
- Williams Group Holdings took over ownership of the team in 2011 and remained owners until 2014.
- With the first pick in 2012, the Sparks drafted Rookie of the Year and future MVP Nneka Ogumike.
- In 2014, Magic Johnson and the LA Dodgers Ownership Group bought the team and formed a new ownership group titled Sparks LA Sports, LLC.
- In 2015, the Sparks hired former Seattle Storm coach Brian Agler to be their next head coach.
- In 2016, the Sparks won the WNBA Finals, defeating the Minnesota Lynx 3-2. Ogumike won the WNBA MVP Award and Parker was named Finals MVP.

2017 - Present:

- In 2017, the Sparks returned to the WNBA Finals, falling 3-2 to the Lynx.
- Alana Beard wins back-to-back Defensive Player of the Year awards in 2017 & 2018
- Sparks led the WNBA in attendance in 2017, 2018, and 2019 at Staples Center
- In 2018, Chelsea Gray earned her second straight All-Star selection, forming a "Big-Three" with Ogumike and Parker.
- The Sparks drafted center Kalani Brown as the seventh overall pick from Baylor after she led the Bears to an NCAA championship in 2019
- In 2019, Chelsea Gray and Nneka Ogumike were named to the USA Basketball Olympic Training Roster
- On **January 14th, 2020**: The WNBA and the Women's National Basketball Players Association reached a new 8-year Collective Bargaining Agreement (CBA) starting 2020 season.

SPARKS TIMELINE

1997 - 2020

June 21, 1997: The Los Angeles Sparks and the New York Liberty tip-off the first WNBA game at the Great Western Forum in Los Angeles in front of a crowd of 14,284. Sparks Guard Penny Toler scores the league's first basket at 19:01

August 24, 1997: The Los Angeles Sparks and the New York Liberty tip-off the first WNBA game at the Great Western Forum in Los Angeles in front of a crowd of 14,284. Sparks Guard Penny Toler scores the league's first basket at 19:01.

June 19, 1998: Sparks center Lisa Leslie sets a WNBA record by pulling down 21 rebounds in the Sparks victory over the New York Liberty.

June 21, 1998: Sparks center Lisa Leslie notches her seventh straight double-double, setting a WNBA record.

August 19, 1998: The Sparks finish the season 12-18 in a year of individual improvement, as Lisa Leslie increases her scoring average from 15.9 to 19.6 and her rebounding rate from 9.5 to 10.2. Tamecka Dixon also sees a rise in her scoring from 11.9 to 16.2.

August 30, 1999: The Sparks complete a season of firsts, finishing with its first winning record and a franchise-best 20 wins. Los Angeles also wins its first playoff series, knocking off the Sacramento Monarchs before falling to the eventual WNBA Champion Houston Comets in the Western Conference Finals.

November 12, 1999: Penny Toler retires and becomes the first WNBA player in league history to go from player to front office executive, becoming General Manager of Player Personnel.

August 20, 2000: The Sparks win a franchise-record 28 games, including two 12-game win streaks. After sweeping Phoenix in the first round of the playoffs, though, they fall once again in the Western Conference Finals to the eventual WNBA Champion Houston Comets.

June 5, 2001: After four seasons and a 45-17 record at the Forum, the Sparks begin play at STAPLES Center, located in the heart of Downtown Los Angeles. Los Angeles beats

Cleveland 58-50 amidst a record-breaking 9-0 start to the season.

August 11, 2001: Sparks win a league-record and franchise-best 28 games and become the first WNBA team to go undefeated at home for an entire season, finishing 16-0 at STAPLES Center. The Sparks also top the league in points, defensive rebounds, total rebounds and assists per game.

June 19, 1998: Sparks center Lisa Leslie sets a WNBA record by pulling down 21 rebounds in the Sparks victory over the New York Liberty.

June 21, 1998: Sparks center Lisa Leslie notches her seventh straight double-double, setting a WNBA record.

August 27, 2001: Lisa Leslie becomes the first WNBA player to capture all three MVP awards (regular season, postseason and All-Star) in the same season, joining NBA greats Shaquille O'Neal, Michael Jordan and Willis Reed as the only professional basketball players to accomplish this feat. Sparks head coach Michael Cooper was also named WNBA Coach of the Year. Zheng also wins the Kim Perrot Sportsmanship Award.

September 1, 2001: Sparks claim their first WNBA Championship to give the city a sweep of professional basketball titles, sweeping the Eastern Conference Champion Charlotte Sting in the WNBA Finals.

July 11, 2002: Lisa Leslie is awarded the Best WNBA Player ESPY at the ESPY Awards, which honor the year's best athletic performances.

July 22, 2002: Sparks Center Lisa Leslie becomes the first WNBA player to record 3,000 career points during the Sparks 92-84 victory over the Orlando Miracle at STAPLES Center. Leslie also records 24 points and 21 rebounds, tying the league record she set on June 19, 1998.

August 25, 2002: Sparks Guard Nikki Teasley finishes the year averaging 11.5 points, 6.3 assists, and 5.1 rebounds, becoming the first player in WNBA history to average more than 10 points, five assists, and five rebounds in a season.

August 29, 2002: Sparks rookie guard Nikki Teasley nails the game-winning shot in the waning seconds of Game 2 of the WNBA Finals to help the Sparks become the second team in WNBA history to repeat as champions, defeating the New York Liberty. Los Angeles runs through the postseason with a perfect 6-0 record as the first of just three teams to do so in league history (Seattle '10, Minnesota '13) and finish its back-to-back championship run with a 12-1 playoff record.

Sparks center Lisa Leslie earns Finals MVP honors for the second straight year.

After retiring in November 1999 to serve as the Sparks General Manager, Penny Toler becomes the fastest player-turned-manager in any men's or women's league to assemble a championship team (two years).

July 12, 2003: Sparks guard Nikki Teasley earns All-Star MVP honors with 10 points, six assists, six rebounds and five steals in the West's 84-75 victory in New York.

July 16, 2003: Lisa Leslie once again captures the "Best WNBA Player" ESPY, becoming the second two-time winner in the category.

July 30, 2003: Sparks Center Lisa Leslie becomes the first WNBA player to dunk in a game when she throws down a one-handed breakaway slam with 4:44 remaining in the first half of Los Angeles' 82-73 loss to the Miami Sol at STAPLES Center.

September 16, 2003: The Sparks win the Western Conference Championship and reach the WNBA Finals for the third consecutive year despite an injury-riddled season. The deciding Game 3 versus the Detroit Shock at The Palace of Auburn Hills proved to be a historic event as it was played before the largest crowd in WNBA history--22,076.

The Shock's victory was sealed by Deanna Nolan's three-point basket with 53 seconds remaining and perfect free-throw shooting down the stretch.

July 29, 2004: Sparks center Lisa Leslie scores her 4,000th career point, becoming the first WNBA player to reach the milestone.

September 10, 2004: Sparks center Lisa Leslie records the WNBA's third triple-double, tying Margo Dydek's record for blocked shots in the process as her 29 points, 15 rebounds and 10 blocked shots leads the Sparks to an 81-63 victory over the Detroit Shock.

September 28, 2004: The Sparks continue their impressive streak of playoff appearances by making it to postseason play for the sixth straight year with a 25-9 regular season record. The run of Western Conference Championships ends, however, with a first-round loss to the Sacramento Monarchs.

October 9, 2004: Lisa Leslie captures the 2004 WNBA MVP Award, leading the league in rebounds per game and finishing third in scoring. Leslie and teammate Nikki Teasley each receive All-WNBA recognition.

March 25, 2005: Sparks trade forward DeLisha Milton-Jones to the Washington Mystics for Chamique Holdsclaw.

July 9, 2005: Sparks veteran Lisa Leslie continues to impress fans in Los Angeles with her 15.2 points per game and 71 total blocked shots. A 2005 All-Star, Leslie makes history as the first player to dunk in a WNBA All-Star game.

September 2, 2005: With 13 wins and 16 losses under head coach Henry Bibby, assistant coach Joe "Jellybean" Bryant takes over for the final five games (4-1), allowing the team to finish squarely at .500 (17-17). With a perfectly split record, the Sparks catch a glimpse of the postseason but their tireless efforts are outmatched by the Monarchs for the second straight year.

June 14, 2006: Lisa Leslie is named to the WNBA's All-Decade Team, a group of the league's 10 best and most influential players from its first 10 years.

June 26, 2006: Lisa Leslie becomes the first player in WNBA history to score 5,000 points.

July 5, 2006: In a historic presentation, Penny Toler's decade of involvement with the Sparks as an exceptional player and dedicated General Manager are recognized when her No. 11 jersey is retired during a Sparks game, marking the first female jersey to be retired at STAPLES Center.

July 7, 2006: Leslie's illustrious career is

honored in an on-court celebration in which then-team president Johnny Buss dedicates the court to the record-breaking center, renaming it "Lisa Leslie Court".

August 26, 2006: With Coach Bryant at the helm, the 2006 Sparks boast a 25-9 regular season record and come back to beat the Seattle Storm after falling behind 1-0 in the Western Conference Semifinals. The Sparks conclude the 2006 season when they are defeated at the Honda Center by the Sacramento Monarchs, who go on to win the WNBA title.

September 3, 2006: Leslie is named WNBA Most Valuable Player for the third time. Over the course of the season, she earns four Player of the Week awards, weeks: 5/30, 6/19, 6/26 and 7/17.

December 7, 2006: WNBA approves the sale of the Los Angeles Sparks from the Lakers to Katherine Goodman and Carla Christofferson. Sparks season ticket holders themselves, Christofferson and Goodman focus on connecting fans through fun and engaging experiences at STAPLES Center. The Sparks become one of six WNBA teams to be owned and operated independently of NBA teams.

December 10, 2006: Lisa Leslie announces that she will take 2007 off to have her first child, Lauren.

May 22, 2007: Former Sparks coach and two-time WNBA Champion Michael Cooper rejoins the Sparks organization as head coach and leads the team to a season-opening victory over the Chicago Sky, 81-64.

June 12, 2007: Star forward Chamique Holdsclaw announces her abrupt retirement from the WNBA just five games into the season. Holdsclaw finishes her Sparks career with averages of 16.1 points and 6.4 rebounds over 63 games.

July 15, 2007: Lisa Leslie wins her third "Best WNBA Player" ESPY, becoming the second three-time winner in the category.

August 19, 2007: Sparks finish 2007 at a franchise-worst 10-24 and miss the playoffs for the first time in nine years.

Sidney Spencer leads the Sparks in total points (327) and WNBA rookies in free-throw percentage (.881) and double-doubles (two)

and is a Rookie of the Year finalist.

October 23, 2007: Sparks win the top pick in the 2008 WNBA Draft at the annual WNBA Draft Lottery.

April 9, 2008: The Los Angeles Sparks select College Player of the Year and two-time defending NCAA Champion Candace Parker from Tennessee as the No. 1 draft pick in the 2008 WNBA Draft.

April 22, 2008: All-Star forward DeLisha Milton-Jones rejoins the Sparks in a trade with the Washington Mystics.

May 17, 2008: Candace Parker has a near triple-double in her WNBA debut at Phoenix with 34 points, 12 rebounds and eight assists.

June 22, 2008: Candace Parker records the league's second dunk in history with a slam over Indiana in the final seconds of the game.

June 24, 2008: Candace Parker records the league's third dunk and first in back-to-back games with a slam over the Seattle Storm.

August 1, 2008: The Sparks send Lisa Leslie, DeLisha Milton-Jones and Candace Parker to Beijing to compete in the 2008 Olympic Games.

August 23, 2008: The United States wins gold as Lisa Leslie captures her fourth gold medal in a row and improves her Olympic record to 32-0. Milton-Jones gets her second gold and Parker gets her first.

August 28, 2008: Lisa Leslie records 17 blocked shots in three games from 8/30-9/1 with eight apiece coming against the Monarchs and the Lynx.

September 19, 2008: The Sparks make their ninth playoff appearance and defeat the Seattle Storm in the first round before losing to San Antonio in the Western Conference Finals.

Lisa Leslie is named the WNBA's Defensive Player of the Year after recording 97 blocks and 49 steals.

September 28, 2008: After defeating the Seattle Storm 2-1 in the first round playoff series, Los Angeles returns to the Western Conference Finals, where they come 1.3 seconds from returning to the WNBA Finals before a San Antonio Silver Stars game-

winning basket. San Antonio also captures Game 3, ending the Sparks season.

October 1, 2008: Candace Parker and Lisa Leslie are named First Team All-WNBA. Parker paces the team in scoring (18.5 per game) and rebounds (9.5 per game), Leslie chips in 15.5 points per game. DeLisha Milton-Jones is also solid, averaging 13.9 points and 6.3 rebounds per game.

October 3, 2008: Candace Parker becomes the first player in WNBA history to be named Rookie of the Year and WNBA MVP in the same year.

February 4, 2009: Lisa Leslie announces the upcoming WNBA season will be her final one.

April 9, 2009: The Sparks finish assembling a batch of new acquisitions that include Tina Thompson, Betty Lennox, Los Angeles native Noelle Quinn and a draft class headlined by first-rounder Lindsay Wisdom-Hylton.

June 5, 2009: The Los Angeles Sparks reach an agreement with the Farmers Insurance Group of Companies to become the second team to secure a marquee partnership and wear branded jerseys. The Farmers Insurance Group of Companies name and logo appear on player jerseys.

June 26, 2009: Forward Candace Parker is nominated in the "Best WNBA Player" category for ESPN's annual ESPY Awards. Parker previously won ESPYs in 2008 for "Best Female Athlete" and "Best Female College Athlete," and in 2009 for "Best WNBA Player."

September 26, 2009: Lisa Leslie tallies 22 points and nine rebounds in the final game of her WNBA career as the Los Angeles Sparks are defeated by the Phoenix Mercury in the Western Conference Finals. Leslie retires as the all-time WNBA leader in points (6,263) and rebounds (3,307).

June 13, 2010: Star forward Candace Parker, off to a torrid start averaging a double-double has her season derailed by a separated shoulder after just 10 games.

July 24, 2010: Marie Ferdinand-Harris hits the 750-rebound and 300-steal milestone in her WNBA career after grabbing three rebounds and one steal in the Sparks win over the Sun.

August 4, 2010: Ticha Penicheiro sets a franchise record of 15 assists in a game against Chicago.

August 8, 2010: With 5:01 left in the third quarter against San Antonio, forward Tina Thompson hits a 16-foot jump shot and becomes the all-time leading scorer in WNBA history, surpassing former teammate Lisa Leslie and her previous record of 6,263 points.

August 8, 2010: DeLisha Milton-Jones hits her 700 career assist milestone after recording three assists in the Sparks loss to San Antonio. Milton-Jones also records her 500th career steal this season.

August 10, 2010: "Lisa Leslie Day" is proclaimed as the Sparks family proudly honors Lisa Leslie, retiring her No. 9 jersey which now hangs in the rafters at STAPLES Center.

August 20, 2010: The Sparks 98-91 victory over the Minnesota Lynx clinches a playoff spot for Los Angeles. The Sparks make the playoffs for the third consecutive year and the 11th time in franchise history.

August 9-22, 2010: Tina Thompson wins back-to-back Player of the Week honors.

February 2, 2011: After seven seasons in Indiana, Harbor City, Calif. native and USC alum Ebony Hoffman returns to Southern California, as the power forward signs as a free agent with the Sparks.

February 17, 2011: Farmers Insurance renews and expands its marketing partnership with the Sparks, becoming the first presenting sponsor in team history.

June 21, 2011: In the WNBA's 15th Anniversary Game between the Sparks and New York Liberty, played 15 years to the day of the league's inaugural game between the same two teams, Los Angeles outlasts its longtime rivals 96-91 at STAPLES Center and improves to 4-1. The halftime ceremony features a roundtable discussion with Lisa Leslie and inaugural Liberty player Rebecca Lobo.

August 12, 2011: Jantel Lavender scores 25 points and grabs 10 rebounds off the bench in the Sparks 93-90 victory over Phoenix, the highest totals by a Los Angeles rookie since Candace Parker in 2008.

August 24, 2011: Candace Parker is named WNBA Western Conference Player of the Week after averaging 18.5 points and 8.5 rebounds in her first two games back from an extended injury absence.

August 26, 2011: In a surprise halftime announcement, Lisa Leslie is introduced to the STAPLES Center crowd by Sparks Chairperson Paula Madison as the newest member of the Sparks ownership group, becoming the first former player to invest in a league team.

September 10, 2011: Los Angeles remain in playoff contention despite a knee injury to Candace Parker that keeps the team's leading scorer sidelined for half of the season. The Sparks postseason pursuit comes up short.

November 10, 2011: The Sparks win the annual WNBA Draft Lottery despite holding the lowest odds.

January 15, 2012: The Sparks hire Carol Ross as the 10th head coach in team history.

April 16, 2012: Toler chooses Stanford forward Nneka Ogumike as the No. 1 selection in the 2012 WNBA Draft.

Ogumike joins new acquisitions Alana Beard, Nicky Anosike, Marissa Coleman, Ashley Shields and Sharnee Zoll.

July 23, 2012: Former Sparks Lisa Leslie and Teresa Weatherspoon, along with current players Tina Thompson and Ticha Penicheiro, are named as four of the Top 15 WNBA Players of All Time in a halftime ceremony during the All-Star Game in San Antonio.

September 20, 2012: The Sparks finish the regular season with the league's third-best record (24-10) and earn the No. 2 seed in the Western Conference playoffs, securing Los Angeles a return to the WNBA Playoffs after missing the 2011 postseason.

October 7, 2012: After sweeping the San Antonio Silver Stars in the first round of the playoffs, the Sparks are swept by the Minnesota Lynx in the Western Conference Finals.

October 8, 2012: Head coach Carol Ross, Nneka Ogumike and Kristi Toliver earn prestigious league awards. Ross is named the WNBA's Coach of the Year for returning the

Sparks to the playoffs and orchestrating the second largest turnaround (nine games) in franchise history, Ogwumike earns the coveted honor as the WNBA Rookie of the Year and Toliver is named the league's Most Improved Player. Additionally, Candace Parker is named First Team All-WNBA, while Toliver makes the Second Team.

July 27, 2013: Receiving the second most fan votes, Candace Parker is named a starter in the 2013 WNBA All-Star game at the Mohegan Sun Arena in Uncasville, Conn. Kristi Toliver and Nneka Ogwumike are selected as reserves by WNBA coaches, making it a first WNBA All-Star game appearance for each player of the Sparks trio. Parker was named All-Star Game MVP after a performance that includes the All-Star Game points record with 23 to go along with 11 rebounds.

September 19, 2013: Candace Parker is named WNBA MVP, becoming just the fifth player in league history to earn the award multiple times.

September 23, 2013: After finishing the regular season with a record of 24-10--the second best record in the league--the Sparks set the WNBA record for most playoff appearances with its 13th before falling to the Phoenix Mercury in the Western Conference Semifinals.

February 5, 2014: Unanimous approval is reached as the Los Angeles Sparks are purchased by an investment group led by Earvin "Magic" Johnson and Mark R. Walter.

April 2, 2014: The Sparks wrap up a week of acquisitions that include a trade for forward/center Sandrine Gruda and free agent signings of guard/forward Armintie Herrington and guard Candice Wiggins.

June 1, 2014: Armintie Herrington records a franchise-record and career-high seven steals in the Sparks triple overtime loss to the Washington Mystics at the Verizon Center. Los Angeles totals a franchise record 22 steals in the contest.

June 6, 2014: In a 102-88 win at Chicago, the team sets several franchise records, including: 61 first-half points, 31 assists and 43 field goals made.

June 30, 2014: Nneka Ogwumike earns Western Conference Player of the Week honors for the week of June 24 - 29.

July 8, 2014: Candace Parker earns the third most votes among WNBA players en route to being named a starter for the 2014 Boost WNBA All-Star Game. The selection is the third of her career. Nneka Ogwumike is later named a reserve to garner her second All-Star appearance in her three-year career.

July 20, 2014: Sparks executive vice president and general manager Penny Toler is named the team's head coach for the remainder of the season, taking the reins as the 11th head coach in Sparks history. Toler took over for Carol Ross, who was relieved of her coaching duties mid-season, and became the only female to serve as GM/EVP/head coach in WNBA history. Toler finishes the season with a 6-6 (.500) record.

August 12, 2014: With a win over the #2 seeded Minnesota Lynx, Los Angeles clinches its 14th playoff berth in franchise history -- marking a league record for most postseason appearances.

August 20, 2010: The Sparks 98-91 victory over the Minnesota Lynx clinches a playoff spot for Los Angeles. The Sparks make the playoffs for the third consecutive year and the 11th time in franchise history.

August 18, 2014: Kristi Toliver earns Western Conference Player of the Week honors for the week of August 11 -17.

January 5, 2015: Brian Agler, women's professional basketball's all-time winningest coach, is named the 12th head coach in franchise history.

January 13, 2015: Christine Simmons is named the team's president and chief operating officer after most recently serving as executive vice president of Magic Johnson Enterprises.

February 24, 2015: In the month of February, Los Angeles acquired rookie centers Marianna Tolo and Jennifer Hamson, two-time WNBA Champion guard Erin Phillips and renowned international guards Ana Dabovic of Serbia and Elina Babkina of Latvia.

March 31, 2015: Former Indiana University coach Curt Miller hired as assistant coach for the Los Angeles Sparks.

Forward/center Jantel Lavender joins veteran guard Alana Beard in re-signing for their fifth and fourth season with the Los Angeles Sparks, respectively. Los Angeles re-acquired 2006-08 Sparks guard Temeka Johnson.

April 16, 2015: Los Angeles Sparks select Central Michigan's guard Crystal Bradford with the No. 7 overall pick in the 2015 WNBA Draft.

June 21-23, 2015: Guard Temeka Johnson became the first player in franchise history to record a double-double in points and assists in consecutive games.

July 4, 2015: Guard Kristi Toliver sets franchise-record for most points (43) scored in a game, passing Sparks legend Lisa Leslie's 41 points.

July 23, 2015: Forward Nneka Ogwumike selected as an All-Star Reserve for the 2015 WNBA All-Star game hosted at Mohegan Sun Arena in Uncasville, Conn.

Forward/center Jantel Lavender added as an All-Star Replacement Player, her first career WNBA All-Star appearance.

August 18, 2015: Forward Candace Parker sets franchise-record for most steals (8) in a game.

September 3, 2015: Forward Candace Parker earned WNBA Player of the Month as she registered 11 double-doubles in 12 games in August, scored at least 20 points five times, and grabbed 10 or more rebounds in 10 outings.

Parker was also twice named WNBA Western Conference Player of the week in the month of August and September, tied for most career player of the week honors in franchise history.

September 9, 2015: Los Angeles signed veteran center Michelle Snow.

September 11, 2015: Forward/center Jantel Lavender ended the regular season with an active streak of 139 consecutive regular season games played, setting the second longest active streak in franchise history (dating back to September 3, 2011).

September 18, 2015: Los Angeles clinched final playoff spot, earning its 15th postseason

appearance in franchise history (most in WNBA).

September 22, 2015: Los Angeles was eliminated of the WNBA Western Conference Semifinals in game three against eventual 2015 WNBA Champions the Minnesota Lynx.

October 8, 2015: Forward Candace Parker named All-WNBA Second Team, Nneka Ogwumike made her first appearance on the WNBA All-Defensive Team and guard Ana Dabovic named to WNBA All-Rookie Team.

December 17, 2015: Los Angeles Sparks assistant coach Curt Miller named as 2016 Connecticut Sun head coach. Miller helped Sparks coach Brian Agler to a 14-20 regular season and playoff appearance.

February 11, 2016: Forward Candace Parker re-signed with the Los Angeles Sparks for her ninth season with the team. She has averaged 17.8 points, 9.1 rebounds and 3.6 assists during her eight-year WNBA career.

March 16, 2016: Former Alcorn State University coach Tonya Edwards is hired as an assistant coach for the Los Angeles Sparks. Edwards was drafted by Sparks head coach Brian Agler in the first round of the 1998 WNBA Draft.

March 31, 2016: Los Angeles signs free agent forward Essence Carson.

April 14, 2016: Los Angeles acquires guard Chelsea Gray and three draft picks from the Connecticut Sun in exchange for guard Jonquel Jones and a draft pick.

June 7-14, 2016: Nneka Ogwumike sets a WNBA record shooting perfect 12-12 from the field and made 23-straight field goals, in the span of three games from June 7-14.

July 26, 2016: Los Angeles clinched 2016 playoff spot setting a league record 16 times in 20 seasons.

Nneka Ogwumike received back-to-back Western Conference Player of the Month for June and July. Ogwumike received Player of the Week honors four times in the two months.

August 30, 2016: Los Angeles sign veteran forward/center Sandrine Gruda.

September 27, 2016: Nneka Ogwumike named 2016 WNBA Most Valuable Player. She was the third winner for the Sparks joining Candace Parker and Lisa Leslie.

Ogwumike was named Western Conference Player of the Week six times and Western Conference Player of the Month twice in the season.

September 28, 2016: Jantel Lavender named 2016 WNBA Sixth Woman of the Year.

Alana Beard and Nneka Ogwumike named to 2016 WNBA All-Defensive Team. Ogwumike also named to 2016 All-WNBA Team.

October 4, 2016: Los Angeles defeated Chicago 3-1 in the WNBA Semi-Finals. Los Angeles advances to the Finals for the fourth time in franchise history.

October 20, 2016: Los Angeles defeated Minnesota 77-76 in the WNBA Finals. Los Angeles earned the franchise's third championship.

Candace Parker named 2016 WNBA Playoffs Most Valuable Player.

December 8, 2016: Assistant Coach Amber Stocks named Chicago Sky's Head Coach.

February 7, 2017: Los Angeles signs veteran forward Tiffany Jackson-Jones.

February 8, 2017: Los Angeles re-signs veteran guard Alana Beard.

February 9, 2017: Los Angeles extends veteran forward/center Candace Parker.

February 14, 2017: Los Angeles extends veteran center Jantel Lavender.

February 17, 2017: Los Angeles extends 2016 WNBA MVP, Nneka Ogwumike.

Los Angeles Acquire Odyssey Sims from Dallas Wings in exchange for two picks in the 2018 WNBA Draft.

April 3, 2017: Los Angeles hired Bobbie Kelsey as an Assistant Coach. Kelsey was the former University of Wisconsin-Madison head coach.

April 13, 2017: Los Angeles Sparks selected Oregon guard Sydney Wiese with the No. 11 overall pick in the 2017 WNBA Draft.

September 17, 2017: The Sparks completed a 3-0 sweep of the Phoenix Mercury and advanced to the WNBA Finals for the second season in a row.

October 4, 2017: Los Angeles fell to the Minnesota Lynx in a deciding Game 5, failing to win back-to-back championships.

April 12, 2018: Los Angeles Sparks selected center Maria Vadeeva with the No. 11 overall pick in the 2018 WNBA Draft.

August 23, 2018: The Washington Mystics eliminated the Sparks 96-64 in the second round of the playoffs. The loss ends the Sparks' run of two consecutive WNBA Finals appearances.

November 1, 2018: Head coach Brian Agler, who led the team to the 2016 WNBA title, resigned from the team.

December 5, 2018: Los Angeles hired five-time NBA champion Derek Fisher as head coach.

April 22, 2019: The Sparks traded Odyssey Sims to the Lynx in exchange for guard Alexis Jones.

April 27, 2019: Los Angeles acquired former No. 1 overall pick Chiney Ogwumike from the Connecticut Sun in exchange for a 2020 first-round pick.

April 27, 2019: Los Angeles Sparks selected Baylor center Kalani Brown with the No. 7 overall pick.

October 10th, 2019: In game five of the 2019 WNBA finals, the Washington Mystics beat the Connecticut Sun 89-78, the Mystics' first championship in team history.

January 14th, 2020: The WNBA and the Women's National Basketball Players Association reached a new 8-year Collective Bargaining Agreement (CBA) starting 2020 season. The new CBA includes an increase in salary, cash compensation, enhanced travel accommodations and new resources for childcare and maternity benefits.

ALL-TIME ROSTER

Farhiya Abdi

2013-2015

G	GS	MP	FG	FGA	FG%	FG3M	FG3A	FG3%	FTM	FTA	FT%	OFF	DEF	TOT	AST	STL	BLK	TO	PF	PTS
51	5	502	62	162	.383	10	40	.250	15	22	.682	12	39	51	23	10	3	23	61	149

Erin Alexander

1998

G	GS	MP	FG	FGA	FG%	FG3M	FG3A	FG3%	FTM	FTA	FT%	OFF	DEF	TOT	AST	STL	BLK	TO	PF	PTS
34	0	265	34	83	.410	1	7	.143	11	15	.733	7	14	21	14	3	1	10	30	80

Kristine Anigwe

2020

G	GS	MP	FG	FGA	FG%	FG3M	FG3A	FG3%	FTM	FTA	FT%	OFF	DEF	TOT	AST	STL	BLK	TO	PF	PTS
-	-	-	-	-	-	-	-	-	-	-	-	-	-	-	-	-	-	-	-	-

Nicky Anosike

2012

G	GS	MP	FG	FGA	FG%	FG3M	FG3A	FG3%	FTM	FTA	FT%	OFF	DEF	TOT	AST	STL	BLK	TO	PF	PTS
10	0	57	2	8	.250	0	0	---	6	6	1.000	0	12	12	5	3	2	6	9	10

Marlies Askamp

2002

G	GS	MP	FG	FGA	FG%	FG3M	FG3A	FG3%	FTM	FTA	FT%	OFF	DEF	TOT	AST	STL	BLK	TO	PF	PTS
20	4	215	26	55	.473	0	1	.000	9	14	.643	24	25	49	4	11	4	11	25	61

Seimone Augustus

2020

G	GS	MP	FG	FGA	FG%	FG3M	FG3A	FG3%	FTM	FTA	FT%	OFF	DEF	TOT	AST	STL	BLK	TO	PF	PTS
-	-	-	-	-	-	-	-	-	-	-	-	-	-	-	-	-	-	-	-	-

Sherill Baker

2007

G	GS	MP	FG	FGA	FG%	FG3M	FG3A	FG3%	FTM	FTA	FT%	OFF	DEF	TOT	AST	STL	BLK	TO	PF	PTS
24	11	492	63	192	.328	7	33	.212	70	84	.833	17	52	69	77	36	2	65	58	203

Alana Beard

2012-2019

G	GS	MP	FG	FGA	FG%	FG3M	FG3A	FG3%	FTM	FTA	FT%	OFF	DEF	TOT	AST	STL	BLK	TO	PF	PTS
227	210	6044	659	1442	.457	68	201	.338	226	289	.782	135	483	618	498	345	91	321	563	1612

Evgeniia Belyakova

2016

G	GS	MP	FG	FGA	FG%	FG3M	FG3A	FG3%	FTM	FTA	FT%	OFF	DEF	TOT	AST	STL	BLK	TO	PF	PTS
20	0	238	16	54	.296	5	28	.179	7	16	.438	2	13	15	15	13	1	8	24	44

Nina Bjedov

1999

G	GS	MP	FG	FGA	FG%	FG3M	FG3A	FG3%	FTM	FTA	FT%	OFF	DEF	TOT	AST	STL	BLK	TO	PF	PTS
27	0	431	52	100	.520	8	19	.421	9	18	.500	21	49	70	17	9	22	25	60	121

Octavia Blue

1998

G	GS	MP	FG	FGA	FG%	FG3M	FG3A	FG3%	FTM	FTA	FT%	OFF	DEF	TOT	AST	STL	BLK	TO	PF	PTS
30	3	331	26	77	.338	6	21	.286	15	24	.625	19	30	49	10	13	3	27	41	73

Shannon Bobbitt

2008-09

G	GS	MP	FG	FGA	FG%	FG3M	FG3A	FG3%	FTM	FTA	FT%	OFF	DEF	TOT	AST	STL	BLK	TO	PF	PTS
59	20	905	61	212	.288	26	84	.310	27	35	.771	27	70	97	136	40	2	91	74	177

Crystal Bradford

2015

G	GS	MP	FG	FGA	FG%	FG3M	FG3A	FG3%	FTM	FTA	FT%	OFF	DEF	TOT	AST	STL	BLK	TO	PF	PTS
15	1	142	15	54	.278	6	26	.231	5	7	.714	4	16	20	7	6	2	5	20	41

Kiesha Brown

2007-08

G	GS	MP	FG	FGA	FG%	FG3M	FG3A	FG3%	FTM	FTA	FT%	OFF	DEF	TOT	AST	STL	BLK	TO	PF	PTS
59	17	857	91	245	.371	41	107	.383	66	74	.892	16	82	98	114	31	3	64	62	289

Kalani Brown

2019

G	GS	MP	FG	FGA	FG%	FG3M	FG3A	FG3%	FTM	FTA	FT%	OFF	DEF	TOT	AST	STL	BLK	TO	PF	PTS
28	0	377	54	113	.478	0	1	.000	36	46	.783	34	64	98	17	9	22	29	47	144

Heidi Burge

1997

G	GS	MP	FG	FGA	FG%	FG3M	FG3A	FG3%	FTM	FTA	FT%	OFF	DEF	TOT	AST	STL	BLK	TO	PF	PTS
22	6	282	32	72	.444	0	4	.000	23	45	.511	23	46	69	15	12	12	25	52	87

Linda Burgess

1997

G	GS	MP	FG	FGA	FG%	FG3M	FG3A	FG3%	FTM	FTA	FT%	OFF	DEF	TOT	AST	STL	BLK	TO	PF	PTS
28	6	492	73	135	.541	1	2	.500	36	49	.735	46	71	117	9	20	13	47	46	183

Latasha Byears

2001-03

G	GS	MP	FG	FGA	FG%	FG3M	FG3A	FG3%	FTM	FTA	FT%	OFF	DEF	TOT	AST	STL	BLK	TO	PF	PTS
63	18	1297	219	369	.593	1	4	.250	68	116	.586	157	188	345	44	61	19	60	213	507

Daedra Charles

1997

G	GS	MP	FG	FGA	FG%	FG3M	FG3A	FG3%	FTM	FTA	FT%	OFF	DEF	TOT	AST	STL	BLK	TO	PF	PTS
28	1	282	27	67	.403	0	1	.000	10	15	.667	16	32	48	12	10	10	14	41	64

Essence Carson

2016-18

G	GS	MP	FG	FGA	FG%	FG3M	FG3A	FG3%	FTM	FTA	FT%	OFF	DEF	TOT	AST	STL	BLK	TO	PF	PTS
58	48	1255	144	331	.435	32	100	.320	70	79	.886	23	85	108	81	52	16	60	75	390

Te'a Cooper

2020

G	GS	MP	FG	FGA	FG%	FG3M	FG3A	FG3%	FTM	FTA	FT%	OFF	DEF	TOT	AST	STL	BLK	TO	PF	PTS
-	-	-	-	-	-	-	-	-	-	-	-	-	-	-	-	-	-	-	-	-

Monique Coker

2004

G	GS	MP	FG	FGA	FG%	FG3M	FG3A	FG3%	FTM	FTA	FT%	OFF	DEF	TOT	AST	STL	BLK	TO	PF	PTS
3	0	14	1	1	1.000	1	1	1.000	0	0	---	1	0	1	3	0	1	3	2	3

Marissa Coleman

2012-13

G	GS	MP	FG	FGA	FG%	FG3M	FG3A	FG3%	FTM	FTA	FT%	OFF	DEF	TOT	AST	STL	BLK	TO	PF	PTS
68	5	1143	95	251	.378	34	105	.324	39	43	.907	56	131	187	70	45	13	55	87	263

Katrina Colleton

1997-98

G	GS	MP	FG	FGA	FG%	FG3M	FG3A	FG3%	FTM	FTA	FT%	OFF	DEF	TOT	AST	STL	BLK	TO	PF	PTS
58	28	1188	85	225	.378	14	44	.318	32	48	.667	50	61	111	92	53	20	64	90	216

Edniesha Curry

2005

G	GS	MP	FG	FGA	FG%	FG3M	FG3A	FG3%	FTM	FTA	FT%	OFF	DEF	TOT	AST	STL	BLK	TO	PF	PTS
13	0	113	7	23	.304	6	16	.375	3	6	.500	4	7	11	12	7	1	10	16	23

Ana Dabovic

2015-2016

G	GS	MP	FG	FGA	FG%	FG3M	FG3A	FG3%	FTM	FTA	FT%	OFF	DEF	TOT	AST	STL	BLK	TO	PF	PTS
24	8	530	74	166	.446	20	60	.333	42	52	.808	11	28	39	46	21	1	38	69	210

Brandi Davis

2006

G	GS	MP	FG	FGA	FG%	FG3M	FG3A	FG3%	FTM	FTA	FT%	OFF	DEF	TOT	AST	STL	BLK	TO	PF	PTS
14	0	118	14	53	.264	7	33	.212	6	10	.600	1	12	13	8	5	1	5	11	41

Erika de Souza

2002

G	GS	MP	FG	FGA	FG%	FG3M	FG3A	FG3%	FTM	FTA	FT%	OFF	DEF	TOT	AST	STL	BLK	TO	PF	PTS
11	0	41	5	14	.357	0	0	---	2	10	.200	8	6	14	2	3	0	6	14	12

Maimouna Diarra

2018

G	GS	MP	FG	FGA	FG%	FG3M	FG3A	FG3%	FTM	FTA	FT%	OFF	DEF	TOT	AST	STL	BLK	TO	PF	PTS
-	-	-	-	-	-	-	-	-	-	-	-	-	-	-	-	-	-	-	-	-

Tamecka Dixon

1997-2005

G	GS	MP	FG	FGA	FG%	FG3M	FG3A	FG3%	FTM	FTA	FT%	OFF	DEF	TOT	AST	STL	BLK	TO	PF	PTS
263	221	7315	1047	2451	.427	112	352	.318	568	709	.801	220	568	788	769	280	47	547	639	2774

Jelena Dublijevic

2016

G	GS	MP	FG	FGA	FG%	FG3M	FG3A	FG3%	FTM	FTA	FT%	OFF	DEF	TOT	AST	STL	BLK	TO	PF	PTS
15	0	79	9	22	.409	1	3	.333	3	3	1.000	2	11	13	7	1	1	7	10	22

Margo Dydek

2008

G	GS	MP	FG	FGA	FG%	FG3M	FG3A	FG3%	FTM	FTA	FT%	OFF	DEF	TOT	AST	STL	BLK	TO	PF	PTS
2	0	14	2	5	.400	0	0	---	0	0	---	2	1	3	0	0	0	0	0	4

Dawn Evans

2012

G	GS	MP	FG	FGA	FG%	FG3M	FG3A	FG3%	FTM	FTA	FT%	OFF	DEF	TOT	AST	STL	BLK	TO	PF	PTS
3	0	15	1	5	.200	0	4	.000	0	0	---	0	0	0	3	1	0	2	1	2

Allison Feaster

1998-2000

G	GS	MP	FG	FGA	FG%	FG3M	FG3A	FG3%	FTM	FTA	FT%	OFF	DEF	TOT	AST	STL	BLK	TO	PF	PTS
65	4	920	114	284	.401	45	152	.296	101	131	.771	65	80	145	68	40	9	67	108	374

Marie Ferdinand-Harris

2008-2010

G	GS	MP	FG	FGA	FG%	FG3M	FG3A	FG3%	FTM	FTA	FT%	OFF	DEF	TOT	AST	STL	BLK	TO	PF	PTS
91	55	1747	250	628	.398	30	114	.263	165	191	.864	66	140	206	104	46	11	96	179	695

Marta Fernandez

2007

G	GS	MP	FG	FGA	FG%	FG3M	FG3A	FG3%	FTM	FTA	FT%	OFF	DEF	TOT	AST	STL	BLK	TO	PF	PTS
34	20	891	107	282	.379	12	49	.245	71	89	.798	12	60	72	101	36	14	90	31	297

Ukari Figgs

1999-2001

G	GS	MP	FG	FGA	FG%	FG3M	FG3A	FG3%	FTM	FTA	FT%	OFF	DEF	TOT	AST	STL	BLK	TO	PF	PTS
86	71	2063	172	414	.415	97	246	.394	126	152	.829	36	154	190	286	79	7	129	122	567

Tye'sha Fluker

2007

G	GS	MP	FG	FGA	FG%	FG3M	FG3A	FG3%	FTM	FTA	FT%	OFF	DEF	TOT	AST	STL	BLK	TO	PF	PTS
12	0	114	17	44	.386	1	2	.500	4	7	.571	9	10	19	3	3	7	9	13	39

La'Keshia Frett

1999-2000

G	GS	MP	FG	FGA	FG%	FG3M	FG3A	FG3%	FTM	FTA	FT%	OFF	DEF	TOT	AST	STL	BLK	TO	PF	PTS
56	18	845	91	213	.427	0	1	.000	46	59	.780	56	62	118	69	16	11	39	52	228

Katryna Gaither

2002

G	GS	MP	FG	FGA	FG%	FG3M	FG3A	FG3%	FTM	FTA	FT%	OFF	DEF	TOT	AST	STL	BLK	TO	PF	PTS
1	0	5	0	1	.000	0	0	---	0	0	---	0	1	1	1	0	0	1	2	0

Travesa Gant

1997

G	GS	MP	FG	FGA	FG%	FG3M	FG3A	FG3%	FTM	FTA	FT%	OFF	DEF	TOT	AST	STL	BLK	TO	PF	PTS
2	0	13	0	1	.000	0	0	---	0	0	---	0	3	3	0	0	0	2	4	0

Kim Gessig

1997

G	GS	MP	FG	FGA	FG%	FG3M	FG3A	FG3%	FTM	FTA	FT%	OFF	DEF	TOT	AST	STL	BLK	TO	PF	PTS
1	0	4	0	0	---	0	0	---	0	0	---	0	1	1	0	0	0	1	2	0

Jennifer Gillom

2003

G	GS	MP	FG	FGA	FG%	FG3M	FG3A	FG3%	FTM	FTA	FT%	OFF	DEF	TOT	AST	STL	BLK	TO	PF	PTS
33	10	397	40	97	.412	7	26	.269	16	21	.762	18	37	55	21	16	3	9	65	103

Kamela Gissendanner

2008

G	GS	MP	FG	FGA	FG%	FG3M	FG3A	FG3%	FTM	FTA	FT%	OFF	DEF	TOT	AST	STL	BLK	TO	PF	PTS
2	0	14	0	4	.000	0	1	.000	0	0	---	2	0	2	0	0	0	1	2	0

Chelsea Gray

2016-Present

G	GS	MP	FG	FGA	FG%	FG3M	FG3A	FG3%	FTM	FTA	FT%	OFF	DEF	TOT	AST	STL	BLK	TO	PF	PTS
135	103	3884	636	1371	.463	155	384	.403	267	317	.842	60	355	415	599	133	21	293	226	1694

Reshanda Gray

2020

G	GS	MP	FG	FGA	FG%	FG3M	FG3A	FG3%	FTM	FTA	FT%	OFF	DEF	TOT	AST	STL	BLK	TO	PF	PTS
-	-	-	-	-	-	-	-	-	-	-	-	-	-	-	-	-	-	-	-	-

Nikki Greene

2014-15

G	GS	MP	FG	FGA	FG%	FG3M	FG3A	FG3%	FTM	FTA	FT%	OFF	DEF	TOT	AST	STL	BLK	TO	PF	PTS
11	0	38	2	10	.200	0	0	---	1	1	1.000	3	8	11	0	1	1	5	10	5

Vedrana Grgin-Fonseca

2000-02

G	GS	MP	FG	FGA	FG%	FG3M	FG3A	FG3%	FTM	FTA	FT%	OFF	DEF	TOT	AST	STL	BLK	TO	PF	PTS
54	7	485	57	158	.361	12	48	.250	25	40	.625	25	41	66	25	8	2	37	49	151

Gordana Grubin

1999, 2005

G	GS	MP	FG	FGA	FG%	FG3M	FG3A	FG3%	FTM	FTA	FT%	OFF	DEF	TOT	AST	STL	BLK	TO	PF	PTS
41	18	749	96	246	.390	40	95	.421	53	72	.736	19	59	78	95	25	2	55	57	285

Sandrine Gruda

2014-17

G	GS	MP	FG	FGA	FG%	FG3M	FG3A	FG3%	FTM	FTA	FT%	OFF	DEF	TOT	AST	STL	BLK	TO	PF	PTS
41	0	447	54	139	.388	0	0	---	27	40	.675	42	64	106	21	14	6	46	49	135

Marie Göllich

2020

G	GS	MP	FG	FGA	FG%	FG3M	FG3A	FG3%	FTM	FTA	FT%	OFF	DEF	TOT	AST	STL	BLK	TO	PF	PTS
-	-	-	-	-	-	-	-	-	-	-	-	-	-	-	-	-	-	-	-	-

Vicki Hall

2002

G	GS	MP	FG	FGA	FG%	FG3M	FG3A	FG3%	FTM	FTA	FT%	OFF	DEF	TOT	AST	STL	BLK	TO	PF	PTS
3	0	19	2	4	.500	0	1	.000	3	4	.750	1	1	2	1	1	0	1	2	7

Jennifer Hamson

2015

G	GS	MP	FG	FGA	FG%	FG3M	FG3A	FG3%	FTM	FTA	FT%	OFF	DEF	TOT	AST	STL	BLK	TO	PF	PTS
25	2	163	16	29	.552	0	0	.000	8	29	.276	16	21	37	5	6	13	5	22	40

Kristi Harrower

2009

G	GS	MP	FG	FGA	FG%	FG3M	FG3A	FG3%	FTM	FTA	FT%	OFF	DEF	TOT	AST	STL	BLK	TO	PF	PTS
31	26	520	40	111	.360	8	39	.205	9	11	.818	17	40	57	69	16	0	27	32	97

Vanessa Hayden

2009

G	GS	MP	FG	FGA	FG%	FG3M	FG3A	FG3%	FTM	FTA	FT%	OFF	DEF	TOT	AST	STL	BLK	TO	PF	PTS
25	1	269	39	95	.411	0	0	---	16	25	.640	27	40	67	6	4	22	19	49	94

Armintie Herrington

2014

G	GS	MP	FG	FGA	FG%	FG3M	FG3A	FG3%	FTM	FTA	FT%	OFF	DEF	TOT	AST	STL	BLK	TO	PF	PTS
34	17	788	59	123	.480	0	1	.000	16	35	.457	41	53	94	67	51	6	33	65	134

Ebony Hoffman

2011-13

G	GS	MP	FG	FGA	FG%	FG3M	FG3A	FG3%	FTM	FTA	FT%	OFF	DEF	TOT	AST	STL	BLK	TO	PF	PTS
87	16	1372	161	382	.421	30	89	.337	54	64	.844	71	177	248	79	65	21	86	180	406

Chamique Holdsclaw

2005-07

G	GS	MP	FG	FGA	FG%	FG3M	FG3A	FG3%	FTM	FTA	FT%	OFF	DEF	TOT	AST	STL	BLK	TO	PF	PTS
63	38	2072	395	828	.477	8	31	.258	217	264	.822	152	251	403	175	78	28	182	166	1015

Ify Ibekwe

2017

G	GS	MP	FG	FGA	FG%	FG3M	FG3A	FG3%	FTM	FTA	FT%	OFF	DEF	TOT	AST	STL	BLK	TO	PF	PTS
6	0	24	1	9	.111	0	2	.000	4	6	.667	2	3	5	0	1	0	2	5	6

Tiffany Jackson-Jones

2017

G	GS	MP	FG	FGA	FG%	FG3M	FG3A	FG3%	FTM	FTA	FT%	OFF	DEF	TOT	AST	STL	BLK	TO	PF	PTS
-	-	-	-	-	-	-	-	-	-	-	-	-	-	-	-	-	-	-	-	-

Amber Jacobs

2008

G	GS	MP	FG	FGA	FG%	FG3M	FG3A	FG3%	FTM	FTA	FT%	OFF	DEF	TOT	AST	STL	BLK	TO	PF	PTS
5	0	61	3	11	.273	2	5	.400	2	2	1.000	1	1	2	6	0	0	8	7	10

Chandra Johnson

2003

G	GS	MP	FG	FGA	FG%	FG3M	FG3A	FG3%	FTM	FTA	FT%	OFF	DEF	TOT	AST	STL	BLK	TO	PF	PTS
8	0	45	1	5	.200	1	5	.200	3	4	.750	2	4	6	3	0	1	4	6	6

Temeka Johnson

2006-08, 2015

G	GS	MP	FG	FGA	FG%	FG3M	FG3A	FG3%	FTM	FTA	FT%	OFF	DEF	TOT	AST	STL	BLK	TO	PF	PTS
100	60	2129	226	629	.359	21	108	.194	122	156	.782	42	208	250	384	102	4	189	186	595

Alexis Jones

2019

G	GS	MP	FG	FGA	FG%	FG3M	FG3A	FG3%	FTM	FTA	FT%	OFF	DEF	TOT	AST	STL	BLK	TO	PF	PTS
20	1	243	28	70	.400	11	33	.333	12	15	.800	2	20	22	36	6	4	27	29	79

Natasha Lacy

2011

G	GS	MP	FG	FGA	FG%	FG3M	FG3A	FG3%	FTM	FTA	FT%	OFF	DEF	TOT	AST	STL	BLK	TO	PF	PTS
29	0	394	57	133	.429	4	12	.333	27	50	.540	19	45	64	48	28	9	35	40	145

Whitney Knight

2016

G	GS	MP	FG	FGA	FG%	FG3M	FG3A	FG3%	FTM	FTA	FT%	OFF	DEF	TOT	AST	STL	BLK	TO	PF	PTS
7	0	27	2	10	.200	2	7	.286	0	0	---	1	2	3	1	2	2	2	3	6

Jantel Lavender

2011-2018

G	GS	MP	FG	FGA	FG%	FG3M	FG3A	FG3%	FTM	FTA	FT%	OFF	DEF	TOT	AST	STL	BLK	TO	PF	PTS
235	68	4871	919	1779	.517	9	31	.290	263	325	.809	338	768	1106	237	84	142	324	360	2110

Betty Lennox

2009-2010

G	GS	MP	FG	FGA	FG%	FG3M	FG3A	FG3%	FTM	FTA	FT%	OFF	DEF	TOT	AST	STL	BLK	TO	PF	PTS
41	13	768	129	314	.411	38	119	.319	64	72	.889	37	118	155	71	28	4	77	94	360

Lisa Leslie

1997-2006, 2008-09

G	GS	MP	FG	FGA	FG%	FG3M	FG3A	FG3%	FTM	FTA	FT%	OFF	DEF	TOT	AST	STL	BLK	TO	PF	PTS
363	361	11634	2332	4961	.470	122	386	.316	1477	2125	.695	882	2425	3307	874	492	822	1193	1397	6263

Nicole Levandusky

2001

G	GS	MP	FG	FGA	FG%	FG3M	FG3A	FG3%	FTM	FTA	FT%	OFF	DEF	TOT	AST	STL	BLK	TO	PF	PTS
13	0	67	7	22	.318	5	17	.294	1	1	1.000	5	4	9	7	5	1	5	3	20

Doneeka Lewis

2004-06

G	GS	MP	FG	FGA	FG%	FG3M	FG3A	FG3%	FTM	FTA	FT%	OFF	DEF	TOT	AST	STL	BLK	TO	PF	PTS
90	17	1370	127	353	.360	53	147	.361	45	58	.776	20	91	111	159	42	13	108	70	352

Mwadi Mabika

1997-2007

G	GS	MP	FG	FGA	FG%	FG3M	FG3A	FG3%	FTM	FTA	FT%	OFF	DEF	TOT	AST	STL	BLK	TO	PF	PTS
319	270	8606	1224	3159	.387	398	1209	.329	634	791	.802	306	984	1290	761	360	99	525	905	3480

Marina Mabrey

2019

G	GS	MP	FG	FGA	FG%	FG3M	FG3A	FG3%	FTM	FTA	FT%	OFF	DEF	TOT	AST	STL	BLK	TO	PF	PTS
31	0	355	45	131	.344	21	77	.273	14	16	.875	6	32	38	30	19	7	24	23	125

Laura Macchi

2004-05

G	GS	MP	FG	FGA	FG%	FG3M	FG3A	FG3%	FTM	FTA	FT%	OFF	DEF	TOT	AST	STL	BLK	TO	PF	PTS
38	16	558	73	159	.459	16	54	.296	53	72	.736	29	50	79	21	29	7	42	79	215

Clarisse Machanguana

1999-2000

G	GS	MP	FG	FGA	FG%	FG3M	FG3A	FG3%	FTM	FTA	FT%	OFF	DEF	TOT	AST	STL	BLK	TO	PF	PTS
59	1	666	72	132	.545	0	1	.000	40	61	.656	36	88	124	27	21	7	33	100	184

Raffaella Masciadri

2004-05, 2008

G	GS	MP	FG	FGA	FG%	FG3M	FG3A	FG3%	FTM	FTA	FT%	OFF	DEF	TOT	AST	STL	BLK	TO	PF	PTS
79	2	991	101	264	.383	39	125	.312	35	50	.700	36	56	92	47	24	2	42	109	276

A'dia Mathies

2013

G	GS	MP	FG	FGA	FG%	FG3M	FG3A	FG3%	FTM	FTA	FT%	OFF	DEF	TOT	AST	STL	BLK	TO	PF	PTS
30	0	276	24	68	.353	4	16	.250	16	25	.640	7	13	20	23	9	2	17	35	68

Rhonda Mapp

2001, 2003

G	GS	MP	FG	FGA	FG%	FG3M	FG3A	FG3%	FTM	FTA	FT%	OFF	DEF	TOT	AST	STL	BLK	TO	PF	PTS
54	4	650	81	183	.443	0	4	.000	26	36	.722	60	87	147	20	23	12	37	105	188

Nicky McCrimmon

2000-03

G	GS	MP	FG	FGA	FG%	FG3M	FG3A	FG3%	FTM	FTA	FT%	OFF	DEF	TOT	AST	STL	BLK	TO	PF	PTS
125	1	1493	115	252	.456	30	72	.417	24	40	.600	28	68	96	213	91	12	111	102	284

Pamela McGee

1998

G	GS	MP	FG	FGA	FG%	FG3M	FG3A	FG3%	FTM	FTA	FT%	OFF	DEF	TOT	AST	STL	BLK	TO	PF	PTS
30	22	570	80	183	.437	0	4	.000	43	70	.614	62	83	145	13	23	24	54	104	203

Taj McWilliams-Franklin

2007

G	GS	MP	FG	FGA	FG%	FG3M	FG3A	FG3%	FTM	FTA	FT%	OFF	DEF	TOT	AST	STL	BLK	TO	PF	PTS
29	27	851	125	255	.490	3	13	.231	68	88	.773	69	101	170	49	34	30	50	75	321

Coco Miller

2012

G	GS	MP	FG	FGA	FG%	FG3M	FG3A	FG3%	FTM	FTA	FT%	OFF	DEF	TOT	AST	STL	BLK	TO	PF	PTS
10	1	141	11	37	.297	2	6	.333	2	2	1.000	9	18	27	11	2	0	13	4	26

DeLisha Milton-Jones

1999-2004, 2008-12

G	GS	MP	FG	FGA	FG%	FG3M	FG3A	FG3%	FTM	FTA	FT%	OFF	DEF	TOT	AST	STL	BLK	TO	PF	PTS
344	331	10384	1509	3290	.459	202	597	.338	798	1010	.790	597	1285	1882	683	440	245	832	1125	4018

Chanel Mokango

2010-11

G	GS	MP	FG	FGA	FG%	FG3M	FG3A	FG3%	FTM	FTA	FT%	OFF	DEF	TOT	AST	STL	BLK	TO	PF	PTS
21	0	72	3	17	.176	0	2	.000	3	4	.750	4	9	13	1	2	10	5	11	9

Jessica Moore

2005-08

G	GS	MP	FG	FGA	FG%	FG3M	FG3A	FG3%	FTM	FTA	FT%	OFF	DEF	TOT	AST	STL	BLK	TO	PF	PTS
106	52	1511	125	308	.406	0	2	.000	67	96	.698	92	147	239	60	36	20	83	212	317

Tamara Moore

2006

G	GS	MP	FG	FGA	FG%	FG3M	FG3A	FG3%	FTM	FTA	FT%	OFF	DEF	TOT	AST	STL	BLK	TO	PF	PTS
34	33	634	68	145	.469	17	49	.347	53	66	.803	16	55	71	65	33	8	38	59	206

Darxia Morris

2014

G	GS	MP	FG	FGA	FG%	FG3M	FG3A	FG3%	FTM	FTA	FT%	OFF	DEF	TOT	AST	STL	BLK	TO	PF	PTS
4	0	30	3	13	.231	0	5	.000	0	0	---	2	1	3	3	2	0	2	5	6

Jenny Mowe

2003

G	GS	MP	FG	FGA	FG%	FG3M	FG3A	FG3%	FTM	FTA	FT%	OFF	DEF	TOT	AST	STL	BLK	TO	PF	PTS
1	0	21	0	2	.000	0	0	---	0	0	---	0	1	1	0	0	1	1	3	0

Emmeline Ndongue

2006

G	GS	MP	FG	FGA	FG%	FG3M	FG3A	FG3%	FTM	FTA	FT%	OFF	DEF	TOT	AST	STL	BLK	TO	PF	PTS
17	0	111	7	27	.259	0	0	---	6	13	.462	15	11	26	3	7	8	6	23	20

Marlous Nieuwveen

2005

G	GS	MP	FG	FGA	FG%	FG3M	FG3A	FG3%	FTM	FTA	FT%	OFF	DEF	TOT	AST	STL	BLK	TO	PF	PTS
7	0	16	2	3	.667	0	0	---	0	0	---	2	0	2	0	0	0	2	5	4

Vanessa Nygaard

2003

G	GS	MP	FG	FGA	FG%	FG3M	FG3A	FG3%	FTM	FTA	FT%	OFF	DEF	TOT	AST	STL	BLK	TO	PF	PTS
11	3	168	16	36	.444	6	17	.353	3	4	.750	11	8	19	5	3	0	4	22	41

Chiney Ogwumike

2019

G	GS	MP	FG	FGA	FG%	FG3M	FG3A	FG3%	FTM	FTA	FT%	OFF	DEF	TOT	AST	STL	BLK	TO	PF	PTS
32	14	697	125	253	.494	1	4	.250	55	68	.809	81	103	184	25	33	23	42	110	306

Nneka Ogwumike

2012-Present

G	GS	MP	FG	FGA	FG%	FG3M	FG3A	FG3%	FTM	FTA	FT%	OFF	DEF	TOT	AST	STL	BLK	TO	PF	PTS
250	249	7309	1585	2874	.551	73	207	.353	836	1000	.836	567	1367	1934	468	386	173	439	719	4079

Jenna O'Hea

2011-13

G	GS	MP	FG	FGA	FG%	FG3M	FG3A	FG3%	FTM	FTA	FT%	OFF	DEF	TOT	AST	STL	BLK	TO	PF	PTS
68	5	1049	90	202	.446	55	117	.470	37	50	.740	35	82	117	87	25	12	49	98	272

Murriel Page

2006-08

G	GS	MP	FG	FGA	FG%	FG3M	FG3A	FG3%	FTM	FTA	FT%	OFF	DEF	TOT	AST	STL	BLK	TO	PF	PTS
95	13	1560	153	359	.426	4	21	.190	62	82	.756	86	181	267	92	36	19	66	164	372

Candace Parker

2008-Present

G	GS	MP	FG	FGA	FG%	FG3M	FG3A	FG3%	FTM	FTA	FT%	OFF	DEF	TOT	AST	STL	BLK	TO	PF	PTS
315	311	9836	2012	4191	.480	240	720	.333	1096	1437	.763	506	2182	2688	1230	420	518	833	641	5360

Ticha Penicheiro

2010-11

G	GS	MP	FG	FGA	FG%	FG3M	FG3A	FG3%	FTM	FTA	FT%	OFF	DEF	TOT	AST	STL	BLK	TO	PF	PTS
66	53	1650	120	265	.453	16	45	.356	105	125	.840	24	197	221	382	71	5	143	105	361

Erin Phillips

2015

G	GS	MP	FG	FGA	FG%	FG3M	FG3A	FG3%	FTM	FTA	FT%	OFF	DEF	TOT	AST	STL	BLK	TO	PF	PTS
12	12	371	26	91	.286	12	45	.267	17	20	.850	10	26	36	37	11	2	18	29	81

Cappie Pondexter

2018

G	GS	MP	FG	FGA	FG%	FG3M	FG3A	FG3%	FTM	FTA	FT%	OFF	DEF	TOT	AST	STL	BLK	TO	PF	PTS
34	23	655	130	210	.619	0	0	---	44	66	.667	40	109	149	20	11	21	52	88	304

Cappie Pondexter

2018

G	GS	MP	FG	FGA	FG%	FG3M	FG3A	FG3%	FTM	FTA	FT%	OFF	DEF	TOT	AST	STL	BLK	TO	PF	PTS
34	23	655	130	210	.619	0	0	---	44	66	.667	40	109	149	20	11	21	52	88	304

Samantha Prahalis

2014

G	GS	MP	FG	FGA	FG%	FG3M	FG3A	FG3%	FTM	FTA	FT%	OFF	DEF	TOT	AST	STL	BLK	TO	PF	PTS
2	0	21	2	4	.500	0	1	.000	0	0	---	0	3	3	0	0	0	1	4	4

Lynn Pride

2003

G	GS	MP	FG	FGA	FG%	FG3M	FG3A	FG3%	FTM	FTA	FT%	OFF	DEF	TOT	AST	STL	BLK	TO	PF	PTS
4	0	28	0	5	.000	0	0	---	1	4	.250	3	3	6	0	0	0	3	9	1

LaToya Pringle

2011

G	GS	MP	FG	FGA	FG%	FG3M	FG3A	FG3%	FTM	FTA	FT%	OFF	DEF	TOT	AST	STL	BLK	TO	PF	PTS
20	0	222	26	55	.473	1	1	1.000	24	27	.889	18	29	47	5	5	13	12	27	77

Noelle Quinn

2009-2011

G	GS	MP	FG	FGA	FG%	FG3M	FG3A	FG3%	FTM	FTA	FT%	OFF	DEF	TOT	AST	STL	BLK	TO	PF	PTS
101	66	2714	316	717	.441	82	222	.369	86	108	.796	70	246	316	279	96	24	122	140	800

Michelle Reed

1998

G	GS	MP	FG	FGA	FG%	FG3M	FG3A	FG3%	FTM	FTA	FT%	OFF	DEF	TOT	AST	STL	BLK	TO	PF	PTS
9	0	49	3	11	.273	1	4	.250	7	12	.583	2	9	11	2	2	1	6	4	14

Andrea Riley

2010, 12

G	GS	MP	FG	FGA	FG%	FG3M	FG3A	FG3%	FTM	FTA	FT%	OFF	DEF	TOT	AST	STL	BLK	TO	PF	PTS
31	0	239	27	94	.287	15	52	.288	31	37	.838	5	18	23	31	14	1	25	26	100

Tierra Ruffin-Pratt

2019-Present

G	GS	MP	FG	FGA	FG%	FG3M	FG3A	FG3%	FTM	FTA	FT%	OFF	DEF	TOT	AST	STL	BLK	TO	PF	PTS
34	33	856	72	196	.367	25	73	.342	35	41	.854	20	63	83	57	26	20	29	91	204

Eugenia Rycraw

1998

G	GS	MP	FG	FGA	FG%	FG3M	FG3A	FG3%	FTM	FTA	FT%	OFF	DEF	TOT	AST	STL	BLK	TO	PF	PTS
20	4	226	15	32	.469	0	0	---	16	22	.727	17	33	50	4	7	18	14	27	46

Paige Sauer

2000

G	GS	MP	FG	FGA	FG%	FG3M	FG3A	FG3%	FTM	FTA	FT%	OFF	DEF	TOT	AST	STL	BLK	TO	PF	PTS
12	0	66	8	14	.571	0	0	---	4	5	.800	3	13	16	3	2	1	6	10	20

Karlie Samuelson

2018

G	GS	MP	FG	FGA	FG%	FG3M	FG3A	FG3%	FTM	FTA	FT%	OFF	DEF	TOT	AST	STL	BLK	TO	PF	PTS
20	0	84	7	18	.38.9	5	16	31.3	0	0	0	2	8	10	6	2	5	3	13	19

Odyssey Sims

2017-2018

G	GS	MP	FG	FGA	FG%	FG3M	FG3A	FG3%	FTM	FTA	FT%	OFF	DEF	TOT	AST	STL	BLK	TO	PF	PTS
31	14	752	113	253	.447	11	58	.19	62	70	88.6	14	45	59	108	45	5	44	60	299

Michelle Snow

2015

G	GS	MP	FG	FGA	FG%	FG3M	FG3A	FG3%	FTM	FTA	FT%	OFF	DEF	TOT	AST	STL	BLK	TO	PF	PTS
2	0	26	3	7	.429	0	0	.000	0	2	.000	0	3	3	0	0	1	4	4	6

Sidney Spencer

2007-08

G	GS	MP	FG	FGA	FG%	FG3M	FG3A	FG3%	FTM	FTA	FT%	OFF	DEF	TOT	AST	STL	BLK	TO	PF	PTS
67	24	1279	181	455	.398	85	204	.417	54	60	.900	76	124	200	60	41	15	58	134	501

Tiffany Stansbury

2006, 2010

G	GS	MP	FG	FGA	FG%	FG3M	FG3A	FG3%	FTM	FTA	FT%	OFF	DEF	TOT	AST	STL	BLK	TO	PF	PTS
9	0	37	4	11	.364	0	0	---	1	2	.500	6	1	7	2	2	2	4	5	9

April Sykes

2012

G	GS	MP	FG	FGA	FG%	FG3M	FG3A	FG3%	FTM	FTA	FT%	OFF	DEF	TOT	AST	STL	BLK	TO	PF	PTS
30	0	259	33	87	.379	18	48	.375	8	15	.533	8	26	34	19	9	4	16	27	92

Brittney Sykes

2020

G	GS	MP	FG	FGA	FG%	FG3M	FG3A	FG3%	FTM	FTA	FT%	OFF	DEF	TOT	AST	STL	BLK	TO	PF	PTS
-	-	-	-	-	-	-	-	-	-	-	-	-	-	-	-	-	-	-	-	-

Nikki Teasley

2002-05

G	GS	MP	FG	FGA	FG%	FG3M	FG3A	FG3%	FTM	FTA	FT%	OFF	DEF	TOT	AST	STL	BLK	TO	PF	PTS
119	119	3727	332	867	.383	207	524	.395	202	246	.821	82	346	428	631	130	35	326	258	1073

Christi Thomas

2004-08

G	GS	MP	FG	FGA	FG%	FG3M	FG3A	FG3%	FTM	FTA	FT%	OFF	DEF	TOT	AST	STL	BLK	TO	PF	PTS
144	28	2405	305	643	.474	20	66	.303	137	198	.692	190	396	586	90	73	64	148	414	767

LaToya Thomas

2007

G	GS	MP	FG	FGA	FG%	FG3M	FG3A	FG3%	FTM	FTA	FT%	OFF	DEF	TOT	AST	STL	BLK	TO	PF	PTS
27	7	487	77	174	.443	16	38	.421	38	46	.826	27	34	61	32	9	7	29	63	208

Tina Thompson

2009-2011

G	GS	MP	FG	FGA	FG%	FG3M	FG3A	FG3%	FTM	FTA	FT%	OFF	DEF	TOT	AST	STL	BLK	TO	PF	PTS
101	100	3128	470	1150	.409	152	430	.353	235	273	.861	159	402	561	176	103	71	239	243	1327

Iciss Tillis

2007

G	GS	MP	FG	FGA	FG%	FG3M	FG3A	FG3%	FTM	FTA	FT%	OFF	DEF	TOT	AST	STL	BLK	TO	PF	PTS
3	0	8	0	2	.000	0	0	---	0	0	---	0	1	1	0	0	0	4	3	0

Penny Toler

1997-99

G	GS	MP	FG	FGA	FG%	FG3M	FG3A	FG3%	FTM	FTA	FT%	OFF	DEF	TOT	AST	STL	BLK	TO	PF	PTS
88	62	2279	340	837	.406	34	111	.306	167	206	.811	74	169	243	352	81	6	248	179	881

Kristi Toliver

2011-2016

G	GS	MP	FG	FGA	FG%	FG3M	FG3A	FG3%	FTM	FTA	FT%	OFF	DEF	TOT	AST	STL	BLK	TO	PF	PTS
249	170	6628	1057	2352	.449	416	1026	.405	500	570	.877	126	450	576	806	218	18	503	513	3030

Mfon Udoka

2004

G	GS	MP	FG	FGA	FG%	FG3M	FG3A	FG3%	FTM	FTA	FT%	OFF	DEF	TOT	AST	STL	BLK	TO	PF	PTS
3	0	19	0	2	.000	0	0	---	1	4	.250	2	1	3	0	0	0	1	5	1

Alexandra Van Embricqs

1998

G	GS	MP	FG	FGA	FG%	FG3M	FG3A	FG3%	FTM	FTA	FT%	OFF	DEF	TOT	AST	STL	BLK	TO	PF	PTS
28	2	470	43	89	.483	0	0	---	8	16	.500	34	41	75	16	24	9	19	57	94

Maria Vadeeva

2018-2019

G	GS	MP	FG	FGA	FG%	FG3M	FG3A	FG3%	FTM	FTA	FT%	OFF	DEF	TOT	AST	STL	BLK	TO	PF	PTS
40	1	384	90	178	.506	9	28	.321	19	25	.760	36	77	113	21	24	14	30	68	208

Dalivorka Vilipic

2006

G	GS	MP	FG	FGA	FG%	FG3M	FG3A	FG3%	FTM	FTA	FT%	OFF	DEF	TOT	AST	STL	BLK	TO	PF	PTS
2	0	12	0	2	.000	0	0	---	0	0	---	0	2	2	0	0	1	1	2	0

Ann Wauters

2016

G	GS	MP	FG	FGA	FG%	FG3M	FG3A	FG3%	FTM	FTA	FT%	OFF	DEF	TOT	AST	STL	BLK	TO	PF	PTS
21	1	97	12	22	.545	0	0	---	6	8	.750	4	19	23	9	4	2	7	12	30

Teresa Weatherspoon

2004

G	GS	MP	FG	FGA	FG%	FG3M	FG3A	FG3%	FTM	FTA	FT%	OFF	DEF	TOT	AST	STL	BLK	TO	PF	PTS
34	0	292	8	25	.320	1	3	.333	0	0	---	6	23	29	32	12	1	26	27	17

Tamika Whitmore

2004-05

G	GS	MP	FG	FGA	FG%	FG3M	FG3A	FG3%	FTM	FTA	FT%	OFF	DEF	TOT	AST	STL	BLK	TO	PF	PTS
68	39	1512	192	438	.438	12	35	.343	141	178	.792	92	157	249	59	45	19	91	183	537

Jamila Wideman

1997-98

G	GS	MP	FG	FGA	FG%	FG3M	FG3A	FG3%	FTM	FTA	FT%	OFF	DEF	TOT	AST	STL	BLK	TO	PF	PTS
53	14	962	37	149	.248	10	48	.208	48	63	.762	21	58	79	160	34	2	85	72	132

Sydney Wiese

2017-Present

G	GS	MP	FG	FGA	FG%	FG3M	FG3A	FG3%	FTM	FTA	FT%	OFF	DEF	TOT	AST	STL	BLK	TO	PF	PTS
32	16	917	78	207	.377	48	132	.364	13	17	.765	8	59	67	67	20	11	32	51	217

Candice Wiggins

2014

G	GS	MP	FG	FGA	FG%	FG3M	FG3A	FG3%	FTM	FTA	FT%	OFF	DEF	TOT	AST	STL	BLK	TO	PF	PTS
17	0	237	9	48	.188	6	24	.250	4	5	.800	8	12	20	16	12	3	10	31	28

Riquna Williams

2017-Present

G	GS	MP	FG	FGA	FG%	FG3M	FG3A	FG3%	FTM	FTA	FT%	OFF	DEF	TOT	AST	STL	BLK	TO	PF	PTS
79	23	1547	219	581	.376	122	340	.358	106	124	.854	31	107	138	75	67	10	70	152	666

Shaquala Williams

2003

G	GS	MP	FG	FGA	FG%	FG3M	FG3A	FG3%	FTM	FTA	FT%	OFF	DEF	TOT	AST	STL	BLK	TO	PF	PTS
25	3	229	19	53	.358	1	16	.063	10	14	.714	11	21	32	19	6	0	7	25	49

Lisa Willis

2006-07

G	GS	MP	FG	FGA	FG%	FG3M	FG3A	FG3%	FTM	FTA	FT%	OFF	DEF	TOT	AST	STL	BLK	TO	PF	PTS
32	0	397	42	111	.378	21	61	.344	24	35	.686	15	37	52	14	30	1	27	35	129

Wendi Willits

2001

G	GS	MP	FG	FGA	FG%	FG3M	FG3A	FG3%	FTM	FTA	FT%	OFF	DEF	TOT	AST	STL	BLK	TO	PF	PTS
13	0	47	6	20	.300	2	13	.154	3	4	.750	1	4	5	3	1	0	2	0	17

Lindsay Wisdom-Hylton

2009-2011

G	GS	MP	FG	FGA	FG%	FG3M	FG3A	FG3%	FTM	FTA	FT%	OFF	DEF	TOT	AST	STL	BLK	TO	PF	PTS
61	1	679	88	181	.486	1	3	.333	36	53	.679	60	90	150	22	21	32	37	62	213

Sophia Witherspoon

2002-03

G	GS	MP	FG	FGA	FG%	FG3M	FG3A	FG3%	FTM	FTA	FT%	OFF	DEF	TOT	AST	STL	BLK	TO	PF	PTS
54	3	593	66	171	.386	38	96	.396	47	60	.783	15	33	48	33	20	2	29	44	217

Haixia Zheng

1997-98

G	GS	MP	FG	FGA	FG%	FG3M	FG3A	FG3%	FTM	FTA	FT%	OFF	DEF	TOT	AST	STL	BLK	TO	PF	PTS
34	23	655	130	210	.619	0	0	---	44	66	.667	40	109	149	20	11	21	52	88	304

COLLEGIATE ROSTER

Alabama (1) Linda Burgess	1997	FGCU (1) Whitney Knight	2016	Miami (2) Octavia Blue Riquna Williams	1998 2017-pres.
Baylor (4) Odyssey Sims Kalani Brown Alexis Jones Te'a Cooper	2017-2018 2019 2019 2020	Florida (4) Vanessa Hayden DeLisha Milton-Jones Murriel Page Sophia Witherspoon	2009 1999-2004, 08-2012 2006-08 2002-03	Mississippi State (2) Chanel Mokango LaToya Thomas	2010-11 2007
Boston College (1) Amber Jacobs	2008	Georgia (5) Sherill Baker Kiesha Brown La'Keshia Frett Coco Miller Christi Thomas	2007 2007-08 1999-2000 2012 2004-08	Memphis (1) Tamika Whitmore	2004-05
BYU (1) Jennifer Hamson	2015-16	Harvard (1) Allison Feaster	1998-2000	North Carolina (2) LaToya Pringle Nikki Teasley Tierra Ruffin-Pratt	2011 2002-05 2019-pres.
California Berkeley (2) Kristine Anigwe Reshanda Gray	2020 2020	James Madison (1) Dawn Evans	2012	North Carolina State (2) Rhonda Mapp Tiffany Stansbury	2001-03 2006, 2010
Cal State Fullerton (1) Eugenia Rycraw	1998	Kansas (2) Tamecka Dixon Lynn Pride	1997-2005 2003	Notre Dame (2) Katryna Gaither Marina Mabrey	2002 2019
Cal State Long Beach (1) Penny Toler	1997-99	Kentucky (1) A'dia Mathies	2013	Ohio State (2) Jantel Lavender Samantha Prahalis	2011-18 2014
Central Michigan (1) Crystal Bradford	2015	Lamar (1) Travesa Gant	1997	Oklahoma State (1) Andrea Riley	2010, 12
Connecticut (2) Jessica Moore Paige Sauer	2005-08 2000	Louisiana State (4) Marie Ferdinand-Harris Temeka Johnson Doneeka Lewis Seimone Augustus	2008-2010 2006-08, 2015-16 2004-06 2020	Old Dominion (3) Monique Coker Clarisse Machanguana Ticha Penicheiro	2004 1999-00 2010-11
Dayton (1) Andrea Hoover	2015	Louisiana Tech (2) Betty Lennox Teresa Weatherspoon	2009-2010 2004	Ole Miss (2) Jennifer Gillom Armintie Herrington	2003 2014
DePaul (2) Latasha Byears Mfon Udoka	2001-03 2004	Maryland (3) Marissa Coleman Katrina Colleton Kristi Toliver	2012-13 1997-98 2010-2016	Oregon (4) Edniesha Curry Brandi Davis Jenny Mowe Shaquala Williams	2005 2006 2003 2003

COLLEGIATE ROSTER

Oregon State (2) Sydney Wiese Marie Gulich	2017-pres 2020	Texas (2) Vicki Hall Tiffany Jackson-Jones	2002 2018
Penn State (2) Kamela Gissendanner Nikki Greene	2008 2014	UCLA (4) Darxia Morris Noelle Quinn Alexandra Van Embricqs Lisa Willis	2014 2009-2011 1998 2006-07
Pepperdine (1) Jennifer Lacy	2015	UCSB (1) Erin Alexander	1998
Purdue (2) Ukari Figgs Lindsay Wisdom-Hylton	1999-2001 2009-2011	Univ. of Southern California (6) Kim Gessig Ebony Hoffman Lisa Leslie Nicky McCrimmon Pamela McGee Tina Thompson	1997 2011-13 1997-2006, 08-09 2000-03 1998 2009-2011
Rutgers (2) Essence Carson April Sykes	2016-18 2012	UTEP (1) Natasha Lacy	2011
St. Edward's (1) Taj McWilliams-Franklin	2007	UW-Green Bay (1) Chandra Johnson	2003
Stanford (4) Vanessa Nygaard Nneka Ogwumike Jamila Wideman Candice Wiggins Karlise Samuelson Chiney Ogwumike	2003 2012-pres. 1997-98 2014 2018-19 2019-pres.	Valparaiso (1) Marlous Nieuwveen	2005
Syracuse (1) Brittany Sykes	2020	Virginia (1) Heidi Burge	1997
Tennessee (8) Nicky Anosike Shannon Bobbitt Daedra Charles Tye'sha Fluker Chamique Holdsclaw Candace Parker Michelle Snow Sidney Spencer	2012 2008-09 1997 2007 2005-07 2008-pres. 2015-16 2007-08	Western Kentucky (1) Michelle Reed Wisconsin (1) Tamara Moore Xavier (1) Nicole Levandusky	1998 2006 2001

INTERNATIONAL ROSTER

Note: Clarisse Machanguana (Mozambique), Chanel Mokango (Democratic Republic of Congo), Ticha Penicheiro (Portugal), Marlous Nieuwveen and Alexandra Van Embricqs (Netherlands) each played collegiately in US.

Australia (4)

Kristi Harrower	2009
Jenna O'Hea	2011-13
Erin Phillips	2015-16
Marianna Tolo	2015-16

France (2)

Sandrine Gruda	2014-2017
Emmeline Ndongue	2006

Italy (2)

Laura Macchi	2004-05
Raffaella Masciadri	2004-05, 08

Serbia (2)

Ana Dabovic	2015-16
Gordana Grubin	1999, 2005

Yugoslavia (2)

Nina Bjedov	1999
Dalivorka Vilipic	2006

Belgium (1)

Ann Wauters	2016
-------------	------

Brazil (1)

Erika de Souza	2002
----------------	------

China (1)

Haixia Zheng	1997-98
--------------	---------

Croatia (1)

Vedrana Grgin-Fonseca	2000-02
-----------------------	---------

Democratic Republic of Congo (1)

Mwadi Mabika	1997-2007
--------------	-----------

Germany (1)

Marlies Askamp	2002
----------------	------

Montenegro (1)

Jelena Dubljevic	2016
------------------	------

Poland (1)

Margo Dydek	2008
-------------	------

Russia (2)

Evgeniia Belyakova	2016
Maria Vadeeva	2018-2019

Senegal (1)

Maimouna Diarra	2017
-----------------	------

Spain (1)

Marta Fernandez	2007
-----------------	------

Sweden (1)

Farhiya Abdi	2013-16
--------------	---------

SPARKS COACHING HISTORY



Derek Fisher
 Years: 2019
 Record: 22-12



Brian Agler
 Years: 2015-2018
 Record: 66-36, 12-8



Penny Toler
 Years: 2014
 Record: 6-6, 0-2



Carol Ross
 Years: 2012-14
 Record: 58-32, 3-4




Joe Bryant
 Years: 2005-06, 2011
 Record: 40-24, 2-3



Jennifer Gillom
 Years: 2010-11
 Record: 17-27, 0-2

Coach	Regular Season			Playoffs		
	W	L	Pct.	W	L	Pct.
2019 Derek Fisher	22	12	.647	1	3	.333
2018 Brian Agler	19	- 15	.559	1	- 1	.500
2017 Brian Agler	26	- 8	.765	5	- 3	.561
2016 Brian Agler	26	- 8	.765	6	- 3	.667
2015 Brian Agler	14	- 20	.412	1	- 2	.333
2014 Carol Ross Penny Toler	10 6	- - 6	.455 .500	-- 0	- - 2	--- .000
2013 Carol Ross	24	- 10	.706	1	- 2	.333
2012 Carol Ross	24	- 10	.706	2	- 2	.500
2011 Jennifer Gillom Joe Bryant	4 11	- - 13	.400 .458	-- --	- - --	--- ---
2010 Jennifer Gillom	13	- 21	.382	0	- 2	.000



Michael Cooper

Years: 2000-04, 07-09
Record: 167-85, 25-13




Henry Bibby

Years: 2005
Record: 13-15




Karleen Thompson

Years: 2004
Records: 11-3, 1-2



Ryan Weisenberg

Years: 2004
Record: 11-3, 1-2




Orlando Woolridge

Years: 1998-99
Record: 25-17, 2-2



Julie Rousseau

Years: 1997-98
Record: 17-20



Linda Sharp

Years: 1997
Record: 4-7

Coach	W	Regular Season			Playoff			
		L	Pct.	W	L	Pct.		
2003 Michael Cooper	24	-	10	.706	5	-	4	.556
2002 Michael Cooper	25	-	7	.781	6	-	0	1.000
2001 Michael Cooper	28	-	4	.875	6	-	1	.857
2001 Michael Cooper	28	-	4	.875	6	-	1	.857
2000 Michael Cooper	28	-	4	.875	2	-	2	.500
1999 Orlando Woolridge	20	-	12	.625	2	-	2	.500
1998 Julie Rousseau	7	-	13	.350	--	-	--	---
Orlando Woolridge	5	-	5	.500	--	-	--	---
1997 Linda Sharp	4	-	7	.364	--	-	--	---
Julie Rousseau	10	-	7	.588	--	-	--	---

All-Time Records

Coach	Regular Season			W	L	Pct.
	W	L	Pct.			
Derek Fisher	22	-	12	--	-	---
Brian Agler	85	-	51	--	-	---
Michael Cooper	167	-	85	--	-	---
Carol Ross	58	-	32	--	-	---
Joe Bryant	40	-	24	--	-	---
Brian Agler	66	-	36	--	-	---
Orlando Woolridge	25	-	17	--	-	---
Julie Rousseau	17	-	20	--	-	---
Jennifer Gillom	17	-	27	--	-	---
Henry Bibby	13	-	15	--	-	---
Karleen Thompson	11	-	3	--	-	---
Ryan Weisenberg	11	-	3	--	-	---
Penny Toler	6	-	6	--	-	---
Linda Sharp	4	-	7	--	-	---

Coach	Playoffs			W	L	Pct.
	W	L	Pct.			
Derek Fisher	--	-	---	1	-	.250
Brian Agler	--	-	---	13	-	.590
Michael Cooper	--	-	---	25	-	.658
Brian Agler	--	-	---	12	-	.667
Carol Ross	--	-	---	3	-	.429
Orlando Woolridge	--	-	---	2	-	.500
Joe Bryant	--	-	---	2	-	.400
Karleen Thompson	--	-	---	1	-	.333
Ryan Weisenberg	--	-	---	1	-	.333
Jennifer Gillom	--	-	---	0	-	.000
Penny Toler	--	-	---	0	-	.000

SPARKS DRAFT HISTORY



In 2012, Nneka Ogumike (left, with WNBA president Laurel Richie), was selected first overall by the Sparks.



In 2008, Candace Parker (right, with WNBA president Donna Orender) became the Sparks first number one overall draft pick.

Rnd.	#	Player	College/From
2020			
2		Beatrice Mompremier	Miami
2		Tynice Martin	West Virginia
3		Leonie Fiebich	Germany
2019			
1	7	Kalani Brown	Baylor
2	19	Marina Mabrey	Notre Dame
3	31	Angela Salvadores	Spain
2018			
1	11	Maria Vadeeva	Russia
2	23	Shakayla Thomas	Florida State
3	35	Julia Reisingerovaa	Czech Republic
2017			
1	11	Sydney Wiese	Oregon State
3	35	Saicha Grant-Allen	Dayton
2016			
1	6	Jonquel Jones	George Washington
2	15	Whitney Knight	Florida Gulf Coast
2	23	Brianna Butler	Syracuse
3	29	Talia Walton	Washington
2015			
1	7	Crystal Bradford	Central Michigan
2	14	Cierra Burdick	Tennessee
7	31	Andrea Hoover	Dayton
2014			
2	23	Jennifer Hamson	BYU
3	35	Antonita Slaughter	Louisville
2013			
1	10	A'dia Mathies	Kentucky
2	22	Brittany Chambers	Kansas State
3	34	Alina Iagupova	Ukraine
2012			
1	1	Nneka Ogumike	Stanford
2	13	Farhiya Abdi	Sweden
2	15	Khadijah Rushdan	Rutgers
2	16	Tyra White	Texas A&M
3	28	April Sykes	Rutgers
2011			
1	5	Jantel Lavender	Ohio State
2010			
1	8	Andrea Riley	Oklahoma State
1	12	Bianca Thomas	Mississippi
2	20	Angel Robinson	Georgia
3	32	Rashidat Junaid	Rutgers
2009			
1	13	Lindsay Wisdom-Hylton	Purdue
2	22	Ashley Paris	Oklahoma
3	35	Britney Jordan	Texas A&M-Commerce

SPARKS DRAFT HISTORY

Rnd.	#	Player	College/From	Year	Pick	Player	College/From
2008							
1	1	Candace Parker	Tennessee	2008	16	Camille Cooper	Purdue
2	15	Shannon Bobbitt	Tennessee	2008	32	Nicole Levandusky	Xavier
3	29	Sharnee' Zoll	Virginia	2008	48	Kelley Siemon	Notre Dame
				2008	64	Beth Record	Syracuse
2007							
2	25	Sidney Spencer	Tennessee	2007	15	Nicole Kubik	Nebraska
3	38	Amanda Brown	Penn State	2007	31	Paige Sauer	Connecticut
				2007	47	Marte Alexander	Arizona
				2007	63	Nicky McCrimmon	Southern California
2006							
1	5	Lisa Willis	UCLA	2006	4	DeLisha Milton	Florida
2	22	Willnett Crockett	Connecticut	2006	16	Clarisse Machanguana	Old Dominion
3	36	Tiffany Porter-Talbert	Western Kentucky	2006	28	Ukari Figgs	Purdue
				2006	40	La'Keshia Frett	Georgia
2005							
2	26	DeeDee Wheeler	Arizona	2005	5	Allison Feaster	Harvard
3	39	Heather Schreiber	Texas	2005	15	Octavia Blue	Miami
				2005	25	Rehema Stephens	UCLA
				2005	35	Erika Kienast	UCSB
2004							
1	12	Christi Thomas	Georgia	2004	3	Jamila Wideman	Stanford
2	25	Doneeka Hodges	Louisiana State	2004	14	Tamecka Dixon	Kansas
				2004	19	Katrina Colleton	Maryland
				2004	30	Travesa Gant	Lamar
2003							
2	27	Schuye LaRue	Virginia	2003	8	Daedra Charles	Tennessee
3	42	Mary Jo Noon	Purdue	2003	16	Haixia Zheng	China
2002							
1	16	Rosalind Ross	Oklahoma	1997 Elite Draft			
2	30	Gergana Slavtcheva	Florida International	1	8	Daedra Charles	Tennessee
2	32	Jackie Higgins	North Carolina	2	16	Haixia Zheng	China
3	48	Rashana Barnes	Penn State				
4	64	Tiffany Thompson	Old Dominion				

YEAR-BY-YEAR LEADERS (TEAM)

Minutes

2019	Chelsea Gray
2018	Chelsea Gray
2017	Chelsea Gray
2016	Kristi Toliver
2015	Jantel Lavender
2014	Candace Parker
2013	Kristi Toliver
2012	Kristi Toliver
2011	DeLisha Milton-Jones
2010	Noelle Quinn
2009	Tina Thompson
2008	Candace Parker
2007	Marta Fernandez
2006	Lisa Leslie
2005	Chamique Holdscraw
2004	Lisa Leslie
2003	Nikki Teasley
2002	Lisa Leslie
2001	Lisa Leslie
2000	Lisa Leslie
1999	Mwadi Mabika
1998	Penny Toler
1997	Penny Toler

Three-Point Field Goals Made

2019	1108	2019	Riquna Williams	54
2018	1111	2018	Riquna Williams	48
2017	1125	2017	Chelsea Gray	53
2016	1060	2016	Kristi Toliver	81
2015	1148	2015	Kristi Toliver	43
2014	995	2014	Kristi Toliver	46
2013	1019	2013	Kristi Toliver	49
2012	1071	2012	Kristi Toliver	64
2011	891	2011	Kristi Toliver	56
2010	1104	2010	Tina Thompson	57
2009	1182	2009	Tina Thompson	52
2008	1109	2008	Sidney Spencer	31
2007	891	2007	Sidney Spencer	54
2006	1048	2006	Mwadi Mabika	32
2005	1183	2005	Doneeka Lewis	31
2004	1150	2004	Nikki Teasley	68
2003	1189	2003	Nikki Teasley	70
2002	1060	2002	Mwadi Mabika	64
2001	1033	2001	Ukari Figgs	54
2000	1028	2000	Mwadi Mabika	61
1999	938	1999	Mwadi Mabika	41
1998	945	1998	Mwadi Mabika	33
1997	907	1997	Tamecka Dixon	22

Field Goal Percentage (Min. 100 Made)

2019	Nneka Ogumike	.510
2018	Maria Vadeeva	.527
2017	Nneka Ogumike	.561
2016	Nneka Ogumike	.665
2015	Jantel Lavender/ Nneka Ogumike	.525
2014	Jantel Lavender	.527
2013	Nneka Ogumike	.566
2012	Nneka Ogumike	.535
2011	Candace Parker	.511
2010	DeLisha Milton-Jones	.470
2009	Lisa Leslie	.518
2008	Candace Parker	.523
2007	Taj McWilliams-Franklin	.490
2006	Lisa Leslie	.511
2005	Chamique Holdscraw	.480
2004	Lisa Leslie	.494
2003	Lisa Leslie	.442
2002	DeLisha Milton Jones	.487
2001	Latasha Byears	.602
2000	DeLisha Milton-Jones	.512
1999	DeLisha Milton-Jones	.530
1998	Lisa Leslie	.478
1997	Haixia Zheng	.618

Free Throw Percentage (Min. 50 Made)

2019	Chelsea Gray	.917
2018	Essence Carson	.938
2017	Odyssey Sims	.866
2016	Kristi Toliver	.889
2015	Kristi Toliver	.903
2014	Nneka Ogumike	.873
2013	Kristi Toliver	.831
2012	Kristi Toliver	.901
2011	Tina Thompson	.833
2010	Tina Thompson	.872
2009	Betty Lennox	.894
2008	Marie Ferdinand-Harris	.891
2007	Sherill Baker	.833
2006	Mwadi Mabika	.889
2005	Tamika Whitmore	.868
2004	Mwadi Mabika	.824
2003	Tamecka Dixon	.883
2002	Mwadi Mabika	.839
2001	Mwadi Mabika	.861
2000	Allison Feaster	.833
1999	DeLisha Milton Jones	.791
1998	Tamecka Dixon	.779
1997	Penny Toler	.839

Offensive Rebounds

2019	Chiney Ogwumike	81	2013	81
2018	Candace Parker	51	2012	51
2017	Nneka Ogwumike	61	2011	61
2016	Nneka Ogwumike	77	2010	68
2015	Jantel Lavender	68	2009	68
2014	2 Tied	66	2008	66
2013	Nneka Ogwumike	95	2007	66
2012	Nneka Ogwumike	98	2006	95
2011	DeLisha Milton-Jones	55	2005	98
2010	Tina Thompson	63	2004	55
2009	Candace Parker	60	2003	63
2008	2 Tied	84	2002	60
2007	Taj McWilliams-Franklin	69	2001	84
2006	Lisa Leslie	83	2000	69
2005	Chamique Holdsclaw	86	1999	83
2004	Lisa Leslie	60	1998	86
2003	Lisa Leslie	76	1997	60
2002	Lisa Leslie	78		
2001	Lisa Leslie	88		
2000	Lisa Leslie	75		
1999	Lisa Leslie	72		
1998	Lisa Leslie	77		
1997	Lisa Leslie	63		

Defensive Rebounds

2019	Nneka Ogwumike	209		
2018	Candace Parker	202		
2017	Candace Parker	237		
2016	Nneka Ogwumike	222		
2015	Jantel Lavender	213		
2014	Candace Parker	185		
2013	Candace Parker	225		
2012	Candace Parker	237		
2011	Candace Parker	125		
2010	Tina Thompson	143		
2009	Candace Parker	184		
2008	Candace Parker	229		
2007	Christi Thomas	113		
2006	Lisa Leslie	240		
2005	Lisa Leslie	178		
2004	Lisa Leslie	276		
2003	DeLisha Milton-Jones	161		
2002	Lisa Leslie	244		
2001	Lisa Leslie	210		
2000	Lisa Leslie	231		
1999	Lisa Leslie	176		
1998	Lisa Leslie	208		
1997	Lisa Leslie	203		

Total Rebounds

2019	Nneka Ogwumike	282		
2018	Candace Parker	253		
2017	Candace Parker	277		
2016	Nneka Ogwumike	299		
2015	Jantel Lavender	281		
2014	Nneka Ogwumike	234		

2013	Candace Parker	269
2012	Candace Parker	320
2011	DeLisha Milton-Jones	158
2010	Tina Thompson	206
2009	Candace Parker	244
2008	Candace Parker	313
2007	Christi Thomas	179
2006	Lisa Leslie	323
2005	Lisa Leslie	248
2004	Lisa Leslie	336
2003	Lisa Leslie	231
2002	Lisa Leslie	322
2001	Lisa Leslie	298
2000	Lisa Leslie	306
1999	Lisa Leslie	248
1998	Lisa Leslie	285
1997	Lisa Leslie	266

Assists

2019	Chelsea Gray	202
2018	Chelsea Gray	175
2017	Chelsea Gray	151
2016	Candace Parker	166
2015	Temeka Johnson	122
2014	Candace Parker	128
2013	Lindsey Harding	170
2012	Kristi Toliver	166
2011	Ticha Penicheiro	162
2010	Ticha Penicheiro	220
2009	Noelle Quinn	118
2008	Candace Parker	113
2007	Marta Fernandez	101
2006	Temeka Johnson	161
2005	Chamique Holdsclaw	104
2004	Nikki Teasley	207
2003	Nikki Teasley	214
2002	Nikki Teasley	140
2001	Ukari Figgs	126
2000	Ukari Figgs	127
1999	Mwadi Mabika	112
1998	Penny Toler	143
1997	Penny Toler	143

Steals

2019	Nneka Ogwumike	60
2018	Chelsea Gray	48
2017	Alana Beard	71
2016	Alana Beard	59
2015	Candace Parker	31
2014	Nneka Ogwumike	58
2013	Nneka Ogwumike	50
2012	Alana Beard	66
2011	Tina Thompson	39
2010	Ticha Penicheiro	43
2009	DeLisha Milton-Jones	41
2008	Lisa Leslie	49

2007	3 Tied	36	2001	Lisa Leslie	98
2006	Lisa Leslie	51	2000	Lisa Leslie	103
2005	Lisa Leslie	67	1999	Lisa Leslie	94
2004	Lisa Leslie	50	1998	Lisa Leslie	102
2003	DeLisha Milton-Jones	49	1997	Lisa Leslie	109
2002	DeLisha Milton-Jones	50			
2001	DeLisha Milton-Jones	49	Personal Fouls		
2000	Mwadi Mabika	58	2019	Chiney Ogwumike	110
1999	DeLisha Milton-Jones	47	2018	Nneka Ogwumike	77
1998	Lisa Leslie	42	2017	Nneka Ogwumike	99
1997	Tamecka Dixon	49	2016	Nneka Ogwumike	113
			2015	Temeka Johnson	74
Blocks			2014	Nneka Ogwumike	93
2019	Chiney Ogwumike	23	2013	Nneka Ogwumike	101
2018	Candace Parker	33	2012	Kristi Toliver	102
2017	Candace Parker	55	2011	DeLisha Milton-Jones	99
2016	Nneka Ogwumike	39	2010	DeLisha Milton-Jones	107
2015	Jantel Lavender	41	2009	DeLisha Milton-Jones	84
2014	Candace Parker	41	2008	Lisa Leslie	117
2013	Candace Parker	57	2007	Christi Thomas	119
2012	Candace Parker	76	2006	Lisa Leslie	115
2011	Candace Parker	27	2005	Lisa Leslie	122
2010	2 Tied	24	2004	Lisa Leslie	130
2009	Candace Parker	53	2003	DeLisha Milton-Jones	109
2008	Lisa Leslie	97	2002	Lisa Leslie	123
2007	Taj McWilliams-Franklin	30	2001	Lisa Leslie	132
2006	Lisa Leslie	57	2000	Lisa Leslie	134
2005	Lisa Leslie	71	1999	Lisa Leslie	136
2004	Lisa Leslie	98	1998	Lisa Leslie	121
2003	Lisa Leslie	63	1997	Lisa Leslie	99
2002	Lisa Leslie	90			
2001	Lisa Leslie	71	Points		
2000	Lisa Leslie	74	2019	Nneka Ogwumike	514
1999	Lisa Leslie	49	2018	Candace Parker	555
1998	Lisa Leslie	60	2017	Nneka Ogwumike	640
1997	Lisa Leslie	59	2016	Nneka Ogwumike	650
			2015	Jantel Lavender	492
Turnovers			2014	Candace Parker	583
2019	Chelsea Gray	108	2013	Candace Parker	556
2018	Candace Parker	92	2012	Kristi Toliver	595
2017	Candace Parker	89	2011	DeLisha Milton-Jones	397
2016	Candace Parker	98	2010	Tina Thompson	548
2015	Jantel Lavender	72	2009	Tina Thompson	441
2014	Candace Parker	78	2008	Candace Parker	610
2013	Lindsey Harding	82	2007	Sidney Spencer	327
2012	Kristi Toliver	124	2006	Lisa Leslie	680
2011	DeLisha Milton-Jones	83	2005	Chamique Holdsclaw	561
2010	DeLisha Milton-Jones	96	2004	Lisa Leslie	598
2009	Tina Thompson	94	2003	Mwadi Mabika	441
2008	Lisa Leslie	119	2002	Mwadi Mabika	539
2007	Marta Fernandez	90	2001	Lisa Leslie	606
2006	Lisa Leslie	126	2000	Lisa Leslie	570
2005	Lisa Leslie	100	1999	Lisa Leslie	500
2004	Lisa Leslie	110	1998	Lisa Leslie	549
2003	Nikki Teasley	108	1997	Lisa Leslie	445
2002	Lisa Leslie	108			

YEAR-BY-YEAR LEADERS (LEAGUE)

* - Recipient of WNBA Peak Performer Award

Field Goal Percentage

2019	1. Kayla Alexander, Chicago Sky	.750
	2. Shey Peddy, Washington Mystics	.615
	3. Sylvia Fowles, Minnesota Lynx	58.8
	4. Brittany Griner, Phoenix Mercury	56.4
	5. Emma Meeseaman, Washington Mystics	55.2
2018	1. Sylvia Fowles, Minnesota Lynx	.619
	2. LaToya Sanders, Washington Mystics	.607
	3. Chiney Ogumike, Connecticut Sun	.603
	4. Alexis Prince, Atlanta Dream	.600
	5. Liz Cambage, Dallas Wings	.589
2017	1. Aneika Morello, Atlanta Dream	.857
	2. Cierra Burdick, San Antonio Stars	.682
	3. Sylvia Fowles, Minnesota Lynx	.655
	4. Crystal Langhorne, Seattle Storm	.647
	5. Brittany Boyd, New York Liberty	.600
2016	1. Nneka Ogumike, Sparks	.665
	2. Eriana Larkins, Indiana Fever	.639
	3. Crystal Langhorne, Seattle Storm	.630
	4. Sylvia Fowles, Minnesota Lynx	.595
	5. Chiney Ogumike, Connecticut Sun	.587
2015	1. Brittney Griner, Phoenix Mercury	.565
	2. Emma Meesseman, Washington Mystics	.556
	3. Crystal Langhorne, Seattle Storm	.545
	4. Nneka Ogumike, Sparks	.525
	5. Jantel Lavender, Sparks	.525
2013	1. Sylvia Fowles, Chicago Sky	.586
	2. Nneka Ogumike, Sparks	.566
	3. Elizabeth Cambage, Tulsa Shock	.561
	4. Brittney Griner, Phoenix Mercury	.556
	5. Erika de Souza, Atlanta Dream	.553
2012	1. Sylvia Fowles, Chicago Sky	.638
	2. Crystal Langhorne, Washington Mystics	.562
	3. Danielle Robinson, San Antonio Silver Stars	.541
	4. Nneka Ogumike, Sparks	.535
	5. Sophia Young, San Antonio Silver Stars	.521
2008	1. Le'coe Willingham, Phoenix Mercury	.570
	2. Janel McCarville, New York Liberty	.535
	3. Ann Wauters, San Antonio Silver Stars	.533
	4. Michelle Snow, Houston Comets	.532
	5. Candace Parker, Sparks	.523

2004	1. Tamika Williams, Minnesota Lynx	.540
	2. Yolanda Griffith, Sacramento Monarchs	.519
	3. Lisa Leslie, Sparks	.494
	4. LaToya Thomas, San Antonio Silver Stars	.489
	5. Penny Taylor, Phoenix Mercury	.484
2001	1. Latasha Byears, Sparks*	.602
	2. Ann Wauters, Cleveland Rockers	.569
	3. Yolanda Griffith, Sacramento Monarchs	.522
	4. Rushia Brown, Cleveland Rockers	.518
	5. 2 Tied	.507
1999	1. Murriel Page, Washington Mystics	.574
	2. Yolanda Griffith, Sacramento Monarchs	.541
	3. Alisa Burras, Cleveland Rockers	.539
	4. Latasha Byears, Sacramento Monarchs	.537
	5. DeLisha Milton, Sparks	.530
1997	1. Haixia Zheng, Sparks*	.618
	2. Isabelle Fijalkowski, Cleveland Rockers	.508
	3. Rhonda Mapp, Charlotte Sting	.492
	4. Eva Nemcova, Cleveland Rockers	.473
	5. Kym Hampton, New York Liberty	.471

Three-Point Field Goals Made

2019	1. Allie Quigley, Chicago Sky	80
	2. Renee Montgomery, Atlanta Dream	78
	3. Allie Quigley, Chicago Sky	73
	4. Kristi Toliver, Washington Mystics	72
	5. Kelsey Mitchell, Indiana Fever	70
2018	1. Diana Taurasi, Phoenix Mercury	106
	2. Renee Montgomery, Atlanta Dream	78
	3. Allie Quigley, Chicago Sky	73
	4. Kristi Toliver, Washington Mystics	72
	5. Kelsey Mitchell, Indiana Fever	70
2017	1. Diana Taurasi, Phoenix Mercury	96
	2. Allie Quigley, Chicago Sky	77
	3. Kristi Toliver, Washington Mystics	76
	4. Shekinna Stricklen, Connecticut Sun	71
	5. Maya Moore, Minnesota Lynx	65
2016	1. Emma Meeseaman, Washington Mystics	89
	2. Sugar Rodgers, New York Liberty	86
	3. Kristi Toliver, Sparks	81
	4. Sue Bird, Seattle Storm	72
	5. Maya Moore, Minnesota Lynx	65
2004	1. Anna DeForge, Phoenix Mercury	70
	2. Nikki Teasley, Sparks	68

	3. Sue Bird, Seattle Storm	64
	4. Diana Taurasi, Phoenix Mercury	62
	5. Katie Smith, Minnesota Lynx	60
2003	1. Katie Smith, Minnesota Lynx	78
	2. Tamika Catchings, Indiana Fever	74
	3. Allison Feaster, Charlotte Sting	72
	4. Nikki Teasley, Sparks	70
	5. Crystal Robinson, New York Liberty	62
2002	1. Allison Feaster, Charlotte Sting	79
	2. Tamika Catchings, Indiana Fever	76
	3. Crystal Robinson, New York Liberty	67
	4. Mwadi Mabika, Sparks	64
	5. Katie Smith, Minnesota Lynx	62
2000	1. Katie Smith, Minnesota Lynx	88
	2. Monica Maxwell, Indiana Fever	62
	3. Mwadi Mabika, Sparks	61
	4. Sophia Weatherspoon, Portland Fire	60
	5. Tina Thompson, Houston Comets	55
	5. Betty Lennox, Minnesota Lynx	55
Free Throw Percentage (atleast 50)		
2019	1. Elena Delle Donne, Washington Mystics	.974
	2. Kayla Thornton, Dallas Wings	.931
	3. Shatori Walker-Kimbrough, Washington Mystics	.930
	4. Jewell Lloyd, Seattle Storm	.928
	5. Chelsea Gray, Los Angeles Sparks	.917
2018	1. Diana Taurasi, Phoenix Mercury	.925
	2. Kristi Toliver, Washington Mystics	.917
	3. Kayla McBride, Las Vegas Aces	.917
	4. Elena Delle Donne, Washington Mystics	.887
	5. Lindsay Whalen, Minnesota Lynx	.881
2017	1. Tianna Hawkins, Washington Mystics	.954
	2. Elena Delle Donne, Washington Mystics	.953
	3. Shenise Johnson, Indiana Fever	.950
	4. Tayler Hill, Washington Mystics	.938
	5. Kayla McBride, San Antonio Stars	.925
2012	1. Kara Lawson, Connecticut Sun	.935
	2. Kristi Toliver, Sparks	.901
	3. Epiphanny Prince, Chicago Sky	.899
	4. Maya Moore, Minnesota Lynx	.879
	5. Becky Hammon, San Antonio Silver Stars	.876
2008	1. Becky Hammon, San Antonio Silver Stars	.937
	2. Lauren Jackson, Seattle Storm	.934
	3. Kara Lawson, Sacramento Monarchs	.914
	4. Erica White, Houston Comets	.897
	5. Marie Ferdinand-Harris, Sparks	.891
	5. Jia Perkins, Chicago Sky	.891

2005	1. Becky Hammon, New York Liberty	.901
	2. Janeth Arcain, Houston Comets	.883
	3. Betty Lennox, Seattle Storm	.874
	4. Tamika Whitmore, Sparks	.868
	5. Penny Taylor, Phoenix Mercury	.864
1999	1. Eva Nemcova, Cleveland Rockers	.984
	2. Dawn Staley, Charlotte Sting	.934
	3. Cynthia Cooper, Houston Comets	.891
	4. Korie Hlede, Detroit/Utah	.878
	5. Penny Toler, Sparks	.867
Points Per Game		
2019	1. Brittany Griner, Phoenix Mercury	20.7
	2. Elena Delle Donne, Washington Mystics	19.5
	3. Arike Ogunbowale, Dallas Wings	19.1
	4. Natasha Howard, Seattle Storm	18.1
	5. Dewanna Bonner, Phoenix Mercury	17.2
2018	1. Liz Cambage, Dallas Wings	23.0
	2. Breanna Stewart, Seattle Storm	21.8
	3. Diana Taurasi, Phoenix Mercury	20.7
	4. A'ja Wilson, Las Vegas Aces	20.7
	5. Elena Delle Donne, Washington Mystics	20.7
2017	1. Brittney Griner, Phoenix Mercury	21.9
	2. Breanna Stewart, Seattle Storm	19.9
	3. Tina Charles, New York Liberty	19.7
	4. Elena Delle Donne, Washington Mystics	19.7
	5. Sylvia Fowles Minnesota Lynx	18.9
2014	1. Maya Moore, Minnesota Lynx	23.9
	2. Skylar Diggins, Tulsa Shock	20.1
	3. Candace Parker, Sparks	19.4
	4. Angel McCoughtry, Atlanta Dream	18.5
	5. Tina Charles, New York Liberty	17.4
2008	1. Diana Taurasi, Phoenix Mercury	24.1
	2. Cappie Pondexter, Phoenix Mercury	21.2
	3. Seimone Augustus, Minnesota Lynx	19.1
	4. Candace Parker, Sparks	18.5
	5. Tina Thompson, Houston Comets	18.1
2006	1. Diana Taurasi, Phoenix Mercury	25.3
	2. Seimone Augustus, Minnesota Lynx	21.9
	3. Lisa Leslie, Sparks	20.0
	4. Lauren Jackson, Seattle Storm	19.5
	4. Cappie Pondexter, Phoenix Mercury	19.5
2005	1. Sheryl Swoopes, Houston Comets	18.6
	2. Lauren Jackson, Seattle Storm	17.6
	3. Chamique Holdsclaw, Sparks	17.0
	4. Diana Taurasi, Phoenix Mercury	16.0


	5. Deanna Nolan, Detroit Shock	15.9		5. Alyssa Thomas, Connecticut Sun	8.1
2004	1. Lauren Jackson, Seattle Storm 2. Tina Thompson, Houston Comets 3. Lisa Leslie, Sparks 4. Diana Taurasi, Phoenix Mercury 5. Tamika Catchings, Indiana Fever	20.5 20.0 17.6 17.0 16.7	2017	1. Jonquel Jones, Connecticut Sun 2. Sylvia Fowles, Minnesota Lynx 3. Krystal Thomas, Washington Mystics 4. Tina Charle, New York Liberty 5. Glory Johnson, Dallas Wings	11.9 10.4 9.6 9.4 9.1
2003	1. Lauren Jackson, Storm 2. Chamique Holdsclaw, Mystics 3. Tamika Catchings, Fever 4. Lisa Leslie, Sparks 5. Katie Smith, Lynx	21.2 20.5 19.7 18.4 18.2	2015	1. Courtney Paris, Tulsa Shock 2. Tina Charles, New York Liberty 3. Elena Delle Donne, Chicago Sky 4. Jantel Lavender, Sparks 5. Sancho Lyttle, Atlanta Dream	9.3 8.5 8.4 8.3 8.3
2002	1. Chamique Holdsclaw, Mystics 2. Tamika Catchings, Indiana Fever 3. Sheryl Swoopes, Houston Comets 4. Lauren Jackson, Seattle Storm 5. Lisa Leslie, Sparks	19.9 18.6 18.5 17.2 16.9	2012	1. Tina Charles, Connecticut Sun 2. Sylvia Fowles, Chicago Sky 3. Candace Parker, Sparks 4. Rebekkah Brunson, Minnesota Lynx 5. Krystal Thomas, Phoenix Mercury	10.5 10.4 9.7 8.9 8.0
2001	1. Katie Smith, Minnesota Lynx 2. Lisa Leslie, Sparks 3. Tina Thompson, Houston Comets 4. Janeth Arcain, Houston Comets 5. Chamique Holdsclaw, Mystics	23.1 19.5 19.3 18.5 16.8	2009	1. Candace Parker, Sparks^o 2. Erika de Souza, Atlanta Dream 3. Candice Dupree, Chicago Sky 3. Crystal Langhorne, Washington Mystics 5. Sylvia Fowles, Chicago Sky	9.8 9.1 7.9 7.9 7.8
2000	1. Sheryl Swoopes, Houston Comets 2. Katie Smith, Minnesota Lynx 3. Brandy Reed, Phoenix Mercury 4. Natalie Williams, Utah Starzz 5. Lisa Leslie, Sparks	20.7 20.2 19.0 18.7 17.8	2008	1. Candace Parker, Sparks^o 2. Lisa Leslie, Sparks 3. Cheryl Ford, Detroit Shock 4. Candice Dupree, Chicago Sky 5. Ebony Hoffman, Indiana Fever	9.5 8.9 8.7 7.9 7.8
1998	1. Cynthia Cooper, Houston Comets 2. Jennifer Gillom, Phoenix Mercury 3. Nikki McCray, Washington Mystics 4. Tamecka Dixon, Sparks 5. Sheryl Swoopes, Houston Comets	22.7 20.8 17.7 16.2 15.6	2006	1. Cheryl Ford, Detroit Shock 2. Taj McWilliams-Franklin, Connecticut Sun 3. Lisa Leslie, Sparks 4. Michelle Snow, Houston Comets 5. Lauren Jackson, Seattle Storm	11.3 9.6 9.5 7.9 7.7
1997	1. Cynthia Cooper, Houston Rockets 2. Ruthie Bolton-Holifield, Monarchs 3. Lisa Leslie, Sparks 4. Wendy Palmer, Utah Starzz 5. 2 Tied	22.2 19.4 15.9 15.8 15.7	2005	1. Cheryl Ford, Detroit Shock 2. Lauren Jackson, Seattle Storm 3. Tamika Catchings, Indiana Fever 4. Lisa Leslie, Sparks 4. Taj McWilliams-Franklin, Connecticut Sun	9.8 9.2 7.8 7.3 7.3
Rebounds Per Game			2004	1. Lisa Leslie, Sparks^o 2. Cheryl Ford, Detroit Shock 3. Michelle Snow, Houston Comets 4. Tamika Catchings, Indiana Fever 5. Yolanda Griffith, Sacramento Monarchs 5. Elena Baranova, New York Liberty	9.9 9.6 7.7 7.3 7.2 7.2
2019	1. Jonquel Jones, Connecticut Sun 2. Teaira McCowan, Indiana Fever 3. Sylvia Fowles, Minnesota Lynx 4. Nneka Ogumike, Los Angeles Sparks 5. Elena Delle Donne, Washington Mystics	9.7 9.0 8.9 8.8 8.3	2003	1. Chamique Holdsclaw, Washington Mystics 2. Cheryl Ford, Detroit Shock 3. Lisa Leslie, Sparks 4. Lauren Jackson, Seattle Storm	10.9 10.4 10.0 9.3
2018	1. Sylvia Fowles, Minnesota Lynx 2. Liz Cambage, Dallas Wings 3. Breanna Stewart, Seattle Storm 4. Candace Parker, Sparks	11.9 9.7 8.4 8.2			

	5. Tari Phillips, New York Liberty				
2002	1. Chamique Holdsclaw, Washington Mystics 2. Lisa Leslie, Sparks 3. Margo Dydek, Utah Starzz 4. Tamika Catchings, Indiana Fever 5. Natalie Williams, Utah Starzz	11.6 10.4 8.7 8.6			
2001	1. Yolanda Griffith, Sacramento Monarchs 2. Natalie Williams, Utah Starzz 3. Lisa Leslie, Sparks 4. Chamique Holdsclaw, Washington Mystics 5. Tari Phillips, New York Liberty	11.2 9.9 9.6 8.8	2013	1. Danielle Robinson, San Antonio Silver Stars 6.7 2. Diana Taurasi, Phoenix Mercury 6.2 3. Lindsay Whalen, Minnesota Lynx 5.8 4. Courtney Vandersloot, Chicago Sky 5.6 5. Lindsey Harding, Sparks 5.2	
2000	1. Natalie Williams, Utah Starzz 2. Yolanda Griffith, Sacramento Monarchs 3. Lisa Leslie, Sparks 4. Tari Phillips, New York Liberty 5. Tina Thompson, Houston Comets	11.6 10.3 9.6 8.0	8.0	2012	1. Lindsay Whalen, Minnesota Lynx 5.4 2. Sue Bird, Seattle Storm 5.3 3. Becky Hammon, San Antonio Silver Stars 5.3 4. Kristi Toliver, Sparks 4.9 5. Temeka Johnson, Tulsa Shock 4.7
1999	1. Yolanda Griffith, Sacramento Monarchs 2. Natalie Williams, Utah Starzz 3. Chamique Holdsclaw, Washington Mystics 4. Lisa Leslie, Sparks 5. Taj McWilliams, Orlando Miracle	11.3 9.2 7.9 7.8 7.5	7.7	2011	1. Lindsay Whalen, Minnesota Lynx 5.9 2. Becky Hammon, San Antonio Silver Stars 5.8 3. Renee Montgomery, Connecticut Sun 4.9 4. Sue Bird, Seattle Storm 4.9 5. Lindsey Harding, Atlanta Dream 4.8 5. Ticha Penicheiro, Sparks 4.8
1998	1. Lisa Leslie, Sparks 2. Cindy Brown, Detroit Shock 3. Elena Baranova, Utah Starzz 4. Margo Dydek, Utah Starzz 5. Jennifer Gillom, Phoenix Mercury	10.2 10.0 9.3 7.6 7.3	5.0	2010	1. Ticha Penicheiro, Sparks^a 6.9 2. Sue Bird, Seattle Storm 5.8 3. Lindsay Whalen, Minnesota Lynx 5.6 4. Becky Hammon, San Antonio Silver Stars 5.4 5. Penny Taylor, Phoenix Mercury 5.0
1997	1. Lisa Leslie, Sparks 2. Wendy Palmer, Utah Starzz 3. Janice Braxton, Cleveland Rockers 4. Elena Baranova, Utah Starzz 5. Rebecca Lobo, New York Liberty	9.5 8.0 7.6 7.4 7.3	2006	1. Nikki Teasley, Washington Mystics 5.4 2. Temeka Johnson, Sparks 5.0 3. Sue Bird, Seattle Storm 4.8 4. Lindsay Whalen, Connecticut Sun 4.6 5. Diana Taurasi, Phoenix Mercury 4.1	
Assists Per Game					
2019	1. Courtney Vandersloot, Chicago Sky 2. Kristi Toliver, Washington Mystics 3. Chelsea Gray, Los Angeles Sparks 4. Natasha Cloud, Washington Mystics 5. Odyssey Sims, Minnesota Lynx	9.1 6.0 5.9 5.6	2004	1. Nikki Teasley, Sparks 6.1 2. Sue Bird, Seattle Storm 5.4 3. Dawn Staley, Charlotte Sting 5.0 4. Ticha Penicheiro, Sacramento Monarchs 4.9 5. Lindsay Whalen, Connecticut Sun 4.8	
2018	1. Courtney Vandersloot, Chicago Sky 2. Sue Bird, Seattle Storm 3. Skylar Diggins-Smith, Dallas Wings 4. Brittany Boyd, New York Liberty 5. Diana Taurasi, Phoenix Mercury	8.6 7.1 6.2 5.3	5.4	2003	1. Ticha Penicheiro, Sacramento Monarchs 6.7 2. Sue Bird, Seattle Storm 6.5 3. Nikki Teasley, Sparks 6.3 4. Shannon Johnson, Connecticut Sun 5.8 5. Dawn Staley, Charlotte Sting 5.1
2017	1. Courtney Vandersloot, Chicago Sky 2. Layshia Clarendon, Connecticut Sky 3. Sue Bird, Seattle Storm 4. Skylar Diggins-Smith, Dallas Wings 5. Alyssa Thomas, Connecticut Sun	8.1 6.6 6.6 5.8 4.5	5.3	1998	1. Ticha Penicheiro, Sacramento Monarchs 7.5 2. Teresa Weatherspoon, New York Liberty 6.4 3. Suzie McConnell Serio, Cleveland Rockers 6.4 4. Michele Timms, Phoenix Mercury 5.3 5. Penny Toler, Sparks 4.8
			4.5	1997	1. Teresa Weatherspoon, New York Liberty 6.1 2. Penny Toler, Sparks 5.1

	2. Michele Timms, Phoenix Mercury	5.1		
	4. Chantel Tremiere, Sacramento Monarchs	4.8	2005	1. Maria Stepanova, Phoenix Mercury
	5. Cynthia Cooper, Houston Comets	4.7		2. Margo Dydek, Connecticut Sun
				3. Vanessa Hayden, Minnesota Lynx
				4. Lisa Leslie, Sparks
				5. Lauren Jackson, Seattle Storm
Blocks Per Game				
2019	1. Brittney Griner, Phoenix Mercury	2.0		
	1. Jonquel Jones, Connecticut Sun	2.0		
	3. Natasha Howard, Seattle Storm	1.7	2004	1. Lisa Leslie, Sparks
	4. A'ja Wilson, Las Vegas Aces	1.7		2. Tammy Sutton-Brown, Charlotte Sting
	5. Elizabeth Williams, Atlanta Dream	1.7		3. Lauren Jackson, Seattle Storm
				4. Elena Baranova, New York Liberty
				5. Ruth Riley, Detroit Shock
2018	1. Brittney Griner, Phoenix Mercury	2.6		
	2. Natasha Howard, Seattle Storm	2.0		
	3. Jessica Breland, Atlanta Dream	1.9	2003	1. Margo Dydek, Utah Starzz
	4. Elizabeth Williams, Atlanta Dream	1.8		2. Lisa Leslie, Sparks
	5. Liz Cambage, Dallas Wings	1.7		3. Lauren Jackson, Seattle Storm
				4. Michelle Snow, Houston Comets
				5. Ruth Riley, Detroit Shock
2017	1. Brittney Griner, Phoenix Mercury	2.5		
	2. Sylvia Fowles, Minnesota Lynx	2.0		
	3. Elizabeth Williams, Atlanta Dream	2.0	2002	1. Margo Dydek, Utah Starzz
	4. Jessica Breland, Chicago Sky	1.7		2. Lisa Leslie, Sparks
	5. Candace Parker, Sparks	1.7		3. Lauren Jackson, Seattle Storm
				4. Ruth Riley, Miami Sol
				5. Tangela Smith, Sacramento Monarchs
2014	1. Brittney Griner, Phoenix Mercury	3.79		
	2. Sylvia Fowles, Chicago Sky	2.05	2001	1. Margo Dydek, Utah Starzz
	3. Jessica Breland, Chicago Sky	1.81		2. Lisa Leslie, Sparks
	4. Erika de Souza, Atlanta Dream	1.48		3. Lauren Jackson, Seattle Storm
	5. Candace Parker, Sparks	1.37		4. Maria Stepanova, Phoenix Mercury
				5. Vicky Bullett, Washington Mystics
2013	1. Brittney Griner, Phoenix Mercury	3.00		
	2. Sylvia Fowles, Chicago Sky	2.44		
	2. Elizabeth Cambage, Tulsa Shock	2.40	2000	1. Margo Dydek, Utah Starzz
	4. Candace Parker, Sparks	1.84		2. Lisa Leslie, Sparks
	5. Elena Delle Donne, Chicago Sky	1.80		3. Tangela Smith, Sacramento Monarchs
				4. Cintia dos Santos, Orlando Miracle
				5. Yolanda Griffith, Sacramento Monarchs
2012	1. Candace Parker, Sparks	2.30		
	2. Tina Charles, Connecticut Sun	1.42	1999	1. Margo Dydek, Utah Starzz
	2. Taj McWilliams-Franklin, Minnesota Lynx	1.39		2. Maria Stepanova, Phoenix Mercury
	4. Sylvia Fowles, Chicago Sky	1.20		3. Yolanda Griffith, Sacramento Monarchs
	5. Angel McCoughtry, Atlanta Dream	1.13		4. Lisa Leslie, Sparks
				5. Sheryl Swoopes, Houston Comets
2009	1. Candace Parker, Sparks	2.12		
	2. Lauren Jackson, Seattle Storm	1.73	1998	1. Margo Dydek, Utah Starzz
	3. Tangela Smith, Phoenix Mercury	1.68		2. Lisa Leslie, Sparks
	4. Sandrine Gruda, Connecticut Sun	1.58		3. Tangela Smith, Sacramento Monarchs
	5. Tammy Sutton-Brown, Indiana Fever	1.48		4. Vicky Bullett, Charlotte Sting
				5. Elena Baranova, Utah Starzz
2008	1. Lisa Leslie, Sparks	2.94		
	2. Candace Parker, Sparks	2.27	1997	1. Elena Baranova, Cleveland Rockers
	3. Sylvia Fowles, Chicago Sky	2.12		2. Lisa Leslie, Sparks
	4. Tammy Sutton-Brown, Indiana Fever	1.73		3. Vicky Bullett, Charlotte Sting
	5. LaToya Pringle, Phoenix Mercury	1.52		4. Rebecca Lobo, New York Liberty
				5. Janice Braxton, Cleveland Rockers
2006	1. Margo Dydek, Connecticut Sun	2.50		
	2. Tammy Sutton-Brown, Charlotte Sting	1.83		
	3. Lauren Jackson, Seattle Storm	1.70		
	4. Lisa Leslie, Sparks	1.68		
	5. Ruth Riley, Detroit Shock	1.44		

Steals Per Game

2019	1. Jordin Canada, Seattle Storm	2.3
	2. Natasha Howard, Seattle Storm	2.2
	3. Alyssa Thomas, Connecticut Sun	1.8
	4. Napheesa Collier, Minnesota Lynx	1.8
	5. Nneka Ogwumike, Los Angeles Sparks	1.9
2018	1. Maya Moore, Minnesota Lynx	1.7
	2. Gabby Williams, Chicago Sky	1.6
	3. Nneka Ogwumike, Sparks	1.6
	4. Alana Beard, Sparks	1.5
	5. Sylvia Fowles, Minnesota Lynx	1.4
2017	1. Alana Beard, Sparks	2.1
	2. Maya Moore, Minnesota Lynx	1.9
	3. Nneka Ogwumike, Sparks	1.9
	4. Jasmine Thomas, Connecticut Sun	1.6
	5. Alyssa Thomas, Connecticut Sun	1.6
2005	1. Tamika Catchings, Indiana Fever	2.65
	2. Sheryl Swoopes, Houston Comets	2.00
	3. Lisa Leslie, Sparks	1.97
	4. Tully Bevilaqua, Indiana Fever	1.94
	5. Nykesha Sales, Connecticut Sun	1.79



AWARDS & HONORS

Most Valuable Player

Year	Player	Votes/Points
2016	Nneka Ogwumike, Sparks Tina Charles, Liberty Maya Moore, Lynx Elena Delie Donne, Sky Candace Parker, Sparks	362 267 197 119 30
2013	Candace Parker, Sparks Maya Moore, Minnesota Lynx Elena Delle Donne, Chicago Sky Sylvia Fowles, Chicago Sky Angel McCoughtry, Atlanta Dream	234 218 189 109 90
2008	Candace Parker, Sparks Lindsay Whalen, Connecticut Sun Sue Bird, Seattle Storm Sophia Young, San Antonio Silver Stars Diana Taurasi, Phoenix Mercury	276.79 242.08 218.51 169.62 148.98
2006	Lisa Leslie, Sparks Diana Taurasi, Phoenix Mercury Katie Douglas, Connecticut Sun Lauren Jackson, Seattle Storm Tamika Catchings, Indiana Fever	508 211 208 193 181
2004	Lisa Leslie, Sparks Lauren Jackson, Seattle Storm Tina Thompson, Houston Comets Diana Taurasi, Phoenix Mercury Tamika Catchings, Indiana Fever	425 351 126 126 55
2001	Lisa Leslie, Sparks Tina Thompson, Houston Comets Yolanda Griffith, Sacramento Monarchs Katie Smith, Minnesota Lynx Tari Phillips, New York Liberty	563 355 190 178 83

Kim Perrot Sportsmanship

Year	Player	Votes/Points
2019	Nneka Ogwumike, Los Angeles Sparks	7

1997 Haixia Zheng, Sparks

Rookie of the Year

Year	Player	Votes/Points
2012	Nneka Ogwumike, Los Angeles Sparks Glory Johnson, Tulsa Shock Samantha Prahalis, Phoenix Mercury	38 2 2

2008	Candace Parker, Sparks (Unanimous)	45
------	---	-----------

Defensive Player of the Year

Year	Player	Votes/Points
2018	Alana Beard, Sparks Sylvia Fowles, Minnesota Lynx Tiffany Hayes, Atlanta Dream	16 9 4

2017	Alana Beard, Sparks Sylvia Fowles, Minnesota Lynx Brittney Griner, Phoenix Mercury	28 5 4
------	---	---------------------

2008	Lisa Leslie, Sparks Katie Smith, Detroit Shock Alexis Hornbuckle, Detroit Shock Four tied	20 5 3 2
------	---	--------------------------

2004	Lisa Leslie, Sparks Yolanda Griffith, Sacramento Monarchs Tamika Catchings, Indiana Fever Crystal Robinson, New York Liberty Alana Beard, Washington Mystics	27 4 4 3 3
------	---	-------------------------------

Most Improved Player

Year	Player	Votes/Points
2012	Kristi Toliver, Sparks DeWanna Bonner, Phoenix Mercury Epiphanny Prince, Chicago Sky Rebekkah Brunson, Minnesota Lynx Kara Lawson, Connecticut Sun	24 7 6 2 2

Coach of the Year

Year	Coach	Votes/Points
2012	Carol Ross, Sparks Mike Thibault, Connecticut Sun Cheryl Reeve, Minnesota Lynx Gary Kloppenburg, Tulsa Shock Dan Hughes, San Antonio Silver Stars	15 12 9 3 2

2000	Michael Cooper, Sparks Dan Hughes, Cleveland Rockers	37 9
------	--	----------------

All-WNBA First Team

Year	Player	Pos
2019	Elena Delle Donne, Washington Mystics	F
	Natasha Howard, Seattle Storm	F
	Courtney Vandersloot, Chicago Sky	G
	Brittney Griner, Phoenix Mercury	C
	Chelsea Gray, Los Angeles Sparks	G

2017	Tina Charles, New York Liberty Candace Parker, Sparks Sylvia Fowles, Minnesota Lynx Skylar Diggins-Smith, Dallas Wings Maya Moore, Minnesota Lynx	F	2002	Sheryl Swoopes, Houston Comets F Tamika Catchings, Indiana Fever C Lisa Leslie, Sparks G Sue Bird, Seattle Storm G Mwadi Mabika, Sparks	F F C G G
2016	Nneka Ogwumike, Sparks Tina Charles, Liberty Maya Moore, Lynx Elena Delle Donne, Sky Sue Bird, Storm	F	2001	Katie Smith, Minnesota Lynx C Natalie Williams, Utah Starzz G Lisa Leslie, Sparks F Janeth Arcain, Houston Comets G Merlakia Jones, Cleveland Rockers	F F C G G
2014	Maya Moore, Minnesota Lynx Candace Parker, Sparks Brittney Griner, Phoenix Mercury Diana Taurasi, Phoenix Mercury Skylar Diggins, Tulsa Shock	F	2000	Sheryl Swoopes, Houston Comets F Natalie Williams, Utah Starzz C Lisa Leslie, Sparks G Cynthia Cooper, Houston Comets G Ticha Penicheiro, Sacramento Monarchs	F F C G G
2013	Maya Moore, Minnesota Lynx Candace Parker, Sparks Sylvia Fowles, Chicago Sky Diana Taurasi, Phoenix Mercury Lindsay Whalen, Minnesota Lynx	F	1997	Eva Nemcova, Cleveland Rockers F Tina Thompson, Houston Comets C Lisa Leslie, Sparks G Cynthia Cooper, Houston Comets G Ruthie Bolton-Holifield, Sacramento Monarchs	F F C G G
2012	Candace Parker, Sparks Tamika Catchings, Indiana Fever Tina Charles, Connecticut Sun Cappie Pondexter, New York Liberty Seimone Augustus, Minnesota Lynx	F	All-WNBA Second Team		
2008	Candace Parker, Sparks Sophia Young, San Antonio Silver Stars Lisa Leslie, Sparks Lindsay Whalen, Connecticut Sun Diana Taurasi, Phoenix Mercury	F C	Year	Player	Pos
2006	Tamika Catchings, Indiana Fever Lauren Jackson, Seattle Storm Lisa Leslie, Sparks Diana Taurasi, Phoenix Mercury Katie Douglas, Connecticut Sun	G	2019	Nneka Ogwumike, Sparks Jonquel Jones, Connecticut Sun Liz Cambage, Las Vegas Aces Odyssey Sims, Minnesota Lynx Diamond DeShields, Chicago Sky	F F C g G
2004	Lauren Jackson, Seattle Storm Tina Thompson, Houston Comets Lisa Leslie, Sparks Diana Taurasi, Phoenix Mercury Sue Bird, Seattle Storm	G/G	2018	Candace Parker, Sparks Skyler Diggins-Smith, Dallas Wings Maya Moore, Minnesota Lynx Brittney Griner, Phoenix Mercury Courtney Vandersloot, Chicago Sky	F G F C G
2003	Lauren Jackson, Seattle Storm Tamika Catchings, Indiana Fever Lisa Leslie, Sparks Katie Smith, Minnesota Lynx Sue Bird, Seattle Storm	F F	2017	Nneka Ogwumike, Sparks Jonquel Jones, Connecticut Sun Brittney Griner, Phoenix Mercury Chelsea Gray, Sparks Diana Taurasi, Phoenix Mercury	F F C C G
		C	2015	Candace Parker, Sparks Tamika Catchings, Indiana Fever Brittney Griner, Phoenix Mercury Epiphanny Prince, New York Liberty Courtney Vandersloot, Chicago Sky	F F C G G
		F	2014	Angel McCoughtry, Atlanta Dream C Nneka Ogwumike, Sparks G Tina Charles, New York Liberty G	F F C


	Lindsay Whalen, Minnesota Lynx		G	2015	Jewell Loyd, Seattle Storm		G
	Danielle Robinson, San Antonio Stars		G		Kia Stokes, New York Liberty		C
	Seimone Augustus, Minnesota Lynx		G		Brittany Boyd, New York Liberty		G
2012	Maya Moore, Minnesota Lynx		F		Ramu Tokashiki, Seattle Storm		F
	Sophia Young, San Antonio Silver Stars		F		Natalie Achonwa, Indiana Fever		C
	Sylvia Fowles, Chicago Sky		C		Ana Dabovic, Sparks		G
	Kristi Toliver, Sparks		G	2012	Glory Johnson, Tulsa Shock		F
	Lindsay Whalen, Minnesota Lynx		G		Nneka Ogwumike, Sparks		F
2009	Gandace Parker, Sparks		G/F		Tiffany Hayes, Atlanta Dream		G
	Sophia Young, San Antonio Silver Stars		F		Samantha Prahalis, Phoenix Mercury		G
	Lisa Leslie, Sparks		C		Riquna Williams, Tulsa Shock		G
	Katie Douglas, Indiana Fever		G	2008	Gandace Parker, Sparks		F
	Deanna Nolan, Detroit Shock		G		Candice Wiggins, Minnesota Lynx		G
2005	Tamika Catchings, Indiana Fever		F		Sylvia Fowles, Chicago Sky		C
	Taj McWilliams-Franklin, Connecticut Sun		F		Nicky Anosike, Minnesota Lynx		C
	Lisa Leslie, Sparks		C		Matee Ajavon, Houston Comets		G
	Becky Hammon, New York Liberty		G		Amber Holt, Connecticut Sun		F
	Diana Taurasi, Phoenix Mercury		G	2007	Armintie Price, Chicago Sky		G
2004	Tamika Catchings, Indiana Fever		F		Sidney Spencer, Sparks		G/F
	Swin Cash, Detroit Shock		F		Lindsey Harding, Minnesota Lynx		G
	Yolanda Griffith, Sacramento Monarchs		F		Camille Little, San Antonio Silver Stars		F
	Nikki Teasley, Sparks		C		Marta Fernandez, Sparks		F
	Nykesha Sales, Connecticut Sun		G		All-Defensive First Team		
2003	Sheryl Swoopes, Houston Comets		F	Year	Player		Pos
	Swin Cash, Detroit Shock		F	2019	Nneka Ogwumike, Los Angeles Sparks		F
	Cheryl Ford, Detroit Shock		C		Jonquel Jones, Connecticut Sun		C
	Nikki Teasley, Sparks		G		Jasmine Thomas, Connecticut Sun		G
	Deanna Nolan, Detroit Shock		G		Natasha Howard, Seattle Storm		F
					Jordin Canada, Seattle Storm		F
2001	Tina Thompson, Houston Comets		F	2018	Alana Beard, Sparks		G
	Chamique Holdsclaw, Washington Mystics		F		Brittney Griner, Phoenix Mercury		C
	Yolanda Griffith, Sacramento Monarchs		C		Jasmine Thomas, Connecticut Sun		G
	Ticha Penicheiro, Sacramento Monarchs		G		Natasha Howard, Seattle Storm		F
	Tamecka Dixon, Sparks		G		Jessica Breland, Atlanta Dream		F
1999	Chamique Holdsclaw, Washington Mystics		F	2017	Alana Beard, Sparks		G
	Tina Thompson, Houston Comets		F		Sylvia Fowles, Minnesota Lynx		C
	Lisa Leslie, Sparks		C		Nneka Ogwumike, Sparks		F
	Teresa Weatherspoon, New York Liberty		G		Jasmine Thomas, Connecticut Sun		G
	Shannon Johnson, Orlando Miracle		G		Tina Charles, New York Liberty		F
1998	Eva Nemcova, Cleveland Rockers		F	2016	Alana Beard, Sparks		G
	Cindy Brown, Detroit Shock		F		Angel McCoughtry, Atlanta Dream		F
	Lisa Leslie, Sparks		C		Nneka Ogwumike, Sparks		F
	Teresa Weatherspoon, New York Liberty		G		Sylvia Fowles, Minnesota Lynx		C
	Andrea Stinson, Charlotte Sting		G		Briann January, Indiana Fever		G
All-Rookie				2015	Brittney Griner, Phoenix Mercury		C
Year	Player	POS			Tamika Catchings, Indiana Fever		F

- Briann January, Indiana Fever
Angel McCoughtry, Atlanta Dream
Nneka Ogwumike, Sparks
- 2012 **Alana Beard, Sparks**
Tamika Catchings, Indiana Fever
Sylvia Fowles, Chicago Sky
Briann January, Indiana Fever
Sancho Lyttle, Atlanta Dream
- 2008 Tully Bevilaqua, Indiana Fever
Tamika Catchings, Indiana Fever
Lisa Leslie, Sparks
Ticha Penicheiro, Sacramento Monarchs
Sophia Young, San Antonio Stars
- 2006 Tully Bevilaqua, Indiana Fever
Tamika Catchings, Indiana Fever
Katie Douglas, Connecticut Sun
Lisa Leslie, Sparks
Sheryl Swoopes, Houston Comets
- All-Defensive Second Team
Year Player
- 2018 Sylvia Fowles, Minnesota Lynx
Tiffany Hayes, Atlanta Dream
Rebekkah Brunson, Minnesota Lynx
Nneka Ogwumike, Sparks
Ariel Atkins, Washington Mystics
- 2014 **Alana Beard, Sparks**
Tamika Catchings, Indiana Fever
Danielle Robinson, San Antonio Stars
Sylvia Fowles, Chicago Sky
Danielle Robinson, San Antonio Stars
Maya Moore, Minnesota Lynx
- 2012 Tina Charles, Connecticut Sun
Armintie Price, Atlanta Dream
Gandace Parker, Sparks
Danielle Robinson, San Antonio Stars
Sophia Young, San Antonio Stars
- 2009 Alana Beard, Washington Mystics
Lisa Leslie, Sparks
Sancho Lyttle, Atlanta Dream
Angel McCoughtry, Atlanta Dream
Deanna Nolan, Detroit Shock
Gandace Parker, Sparks
- 2005 Alana Beard, Washington Mystics
Lauren Jackson, Seattle Storm
Lisa Leslie, Sparks
Taj McWilliams-Franklin, Connecticut Sun

- G Deanna Nolan, Detroit Shock G
- G
- F** All-Decade Team
- Sue Bird Seattle Storm
- G** Tamika Catchings Indiana Fever
- F Cynthia Cooper Houston Comets
- C Yolanda Griffith Sacramento Monarchs
- G **Lisa Leslie Sparks**
- F Katie Smith Minnesota Lynx, Detroit Shock
- Dawn Staley Charlotte Sting, Houston Comets
- G Sheryl Swoopes Houston Comets
- F Tina Thompson Houston Comets
- C**
- G All-Decade Team (Honorable Mention)
- F Ruthie Bolton-Holifield Sacramento Monarchs
Chamique Holdsclaw Washington Mystics, Sparks
- G Ticha Penicheiro Sacramento Monarchs
- F Diana Taurasi Phoenix Mercury
- G **Teresa Weatherspoon New York Liberty, Sparks**
- C**
- F Top 15 Players of All Time
- Sue Bird Seattle Storm
- Sue Bird Seattle Storm
- Pos Tamika Catchings Indiana Fever
- C Cynthia Cooper Houston Comets
- G Yolanda Griffith Sacramento Monarchs, Seattle Storm
- F Indiana Fever
- F** Becky Hammon New York Liberty, San Antonio Stars
- G Lauren Jackson Seattle Storm
- G** **Lisa Leslie Sparks**
- G** **Ticha Penicheiro Sacramento Monarchs, Sparks**
- F Cappie Pondexter Phoenix Mercury, New York Liberty
- G Katie Smith Minnesota Lynx, Detroit Shock,
Washington Mystics, Seattle Storm
- C Dawn Staley Charlotte Sting, Houston Comets
- G Sheryl Swoopes Houston Comets, Seattle Storm, Tulsa Shock
- C Diana Taurasi Phoenix Mercury
- G **Tina Thompson Houston Comets, Sparks**
- F** **Teresa Weatherspoon New York Liberty, Sparks**
- G
- F (Western Conference) Player of the Week
Note: Player of the Week was divided into two awards (one per conference) beginning in 2007
- G
- C**
- F Player # (Week)
- F Candace Parker, Sparks 19 (8/28-8/31/08, 8/17-8/23,
9/7-9/13/09, 5/24-5/30/10,
8/15-8/21/11, 5/18-5/27,
6/11-6/17, 6/18-6/24,
7/8-7/15, 9/17-9/23/12,
5/24-6/2, 7/1-7/7,
7/8-7/14/13, 8/17-8/23,
8/31-9/6/15, 5/23-5/29,
- G
- F
- C**
- F

		6/13-6/19/16, 8/5/19, 9/9/19)
Lisa Leslie, Sparks	15	(6/18-6/21/98, 6/19-6/25, 7/3-7/9, 7/17-7/23/00, 6/11-6/17, 7/30-8/5/01, 7/22-7/28/01, 5/22-6/1, 6/9-6/15/02, 9/1-9/5/04, 5/20-5/28, 6/12-6/18, 6/19-6/25, 7/10-7/16/06, 6/9-6/15/08)
Nneka Ogwumike, Sparks	11	(6/4-6/10/12, 9/10-9/16/12, 6/24-6/29/14, 6/29-7/5/15, 6/6-6/12, 6/27-7/3, 7/11-7/17, 7/18-7/24, 8/26-9/4, 9/12-9/18/16, 8/12/19, 7/15/19)
Kristi Toliver, Sparks	3	(8/20-8/26/12, 8/12-8/18/13, 8/11-8/17/14)
Tina Thompson, Sparks	2	(8/9-8/15, 8/16-8/22/10)
Tamecka Dixon, Sparks	1	(8/4-8/10/97)
DeLisha Milton, Sparks	1	(8/11-8/17/03)
Player of the Month Player	#	(Month)
Candace Parker, Sparks	6	(May-July, Sept. 2012, July 2013, August 2015)
Nneka Ogwumike, Sparks	3	(June 2016, July 2016, July 2019)
Tina Thompson, Sparks	1	(August 2010)
Kristi Toliver, Sparks	1	(August 2012)
Rookie of the Month Player	#	(Month)
Nneka Ogwumike, Sparks	4	(May, July-Sept. 2012)
Candace Parker, Sparks	2	(May, July 2008)

WNBA LEAGUE MVPS



WNBA ALL-STAR RESULTS (SPARKS)

* - Starter, as voted by fans @ - Selected to replace injured starter ^ - Named to team as injury replacement % - Did not play due to injury # - MVP

2019	Team Wilson 129, Team Delle Donne 126		Mandalay Bay Events Center (Las Vegas, NV)						
	MIN	FGM-FGA	FTM-FTA	O-D-REB	AST	PF	ST	TO	PTS
Chelsea Gray	24	4-11	0-0	3-2-5	10	0	0	2	8
Nneka Ogumike	17	11-15	0-0	3-3-6	2	0	0	3	22

2018	Team Parker 117, Team Delle Donne 112		Target Center (Minneapolis, MN)						
	MIN	FGM-FGA	FTM-FTA	O-D-REB	AST	PF	ST	TO	PTS
Candace Parker*	18	5-9	0-2	3-2-5	2	1	1	1	11
Chelsea Gray*	18	2-6	0-0	2-3-5	2	0	0	3	5
Nneka Ogumike%	--	--	--	--	--	--	--	--	--

2017	West 130, East 121		KeyArena (Seattle, WA)						
	MIN	FGM-FGA	FTM-FTA	O-D-REB	AST	PF	ST	TO	PTS
Candace Parker*	21	6-9	0-2	3-4-7	0	1	0	2	13
Nneka Ogumike	21	11-15	0-0	1-6-7	1	0	0	1	22
Chelsea Gray	16	4-7	2-2	0-3-3	4	0	0	1	11

2015	West 117, East 112		Mohegan Sun Arena (Uncasville, CT)						
	MIN	FGM-FGA	FTM-FTA	O-D-REB	AST	PF	ST	TO	PTS
Nneka Ogumike	17	5-8	0-0	1-7-8	1	0	0	1	10
Jantel Lavender^	13	4-8	1-2	4-8-12	2	0	0	3	9

2014	East 125, West 124		US Airways Center (Phoenix, AZ)						
	MIN	FGM-FGA	FTM-FTA	O-D-REB	AST	PF	ST	TO	PTS
Candace Parker*	20	3-6	1-2	3-3-6	4	0	1	3	8
Nneka Ogumike	21	4-9	0-1	4-7-11	6	0	0	1	8

2013	West 102, East 98		Mohegan Sun Arena (Uncasville, CT)						
	MIN	FGM-FGA	FTM-FTA	O-D-REB	AST	PF	ST	TO	PTS
Candace Parker**	27	10-13	3-3	3-8-11	3	1	1	2	23
Nneka Ogumike	19	3-7	0-0	0-4-4	1	0	1	0	6
Kristi Toliver	22	8-13	2-2	0-1-1	2	1	1	1	21

2011	East 118, West 113		AT&T Center (San Antonio, TX)						
	MIN	FGM-FGA	FTM-FTA	O-D-REB	AST	PF	ST	TO	PTS
Candace Parker**%	--	--	--	--	--	--	--	--	--

2009	West 130, East 118		Mohegan Sun Arena (Uncasville, CT)						
	MIN	FGM-FGA	FTM-FTA	O-D-REB	AST	PF	ST	TO	PTS
Lisa Leslie*%	--	--	--	--	--	--	--	--	--
Tina Thompson	17	2-7	0-0	2-3-5	1	3	1	2	4

WNBA ALL-STAR RESULTS: SPARKS

* - Starter, as voted by fans

@ - Selected to replace injured starter

^ - Named to team as injury replacement

% - Did not play due to injury

- MVP

Year	Score	Location	MIN	FGM-FGA	FTM-FTA	O-D-REB	AST	PF	ST	TO	PTS
2007	East 103, West 99	Verizon Center (Washington, DC)									
Taj McWilliams-Franklin	20	5-13	0-2	5-4-9	1	1	0	1	11		
2006	East 98, West 82	Madison Square Garden (New York, NY)									
Lisa Leslie	15	3-10	3-6	2-5-7	1	3	0	1	9		
2005	West 122, East 99	Mohegan Sun Arena (Uncasville, CT)									
Chamique Holdsclaw	16	4-12	6-6	4-2-6	1	1	0	1	14		
Lisa Leslie	20	2-8	5-7	1-3-4	1	2	0	1	9		
2003	West 84, East 75	Madison Square Garden (New York, NY)									
West Head Coach: Michael Cooper											
Lisa Leslie*	16	7-10	2-2	1-2-3	0	2	1	2	17		
Tamecka Dixon@	13	0-2	0-0	1-2-3	1	0	0	2	0		
Nikki Teasley^#	24	2-6	4-4	0-6-6	6	0	5	0	10		
2002	West 81, East 76	MCI Center (Washington, DC)									
West Head Coach: Michael Cooper											
Lisa Leslie*#	28	6-13	6-10	3-11-14	0	2	1	4	18		
Tamecka Dixon	13	2-6	0-0	0-1-1	0	0	0	2	5		
Mwadi Mabika	16	1-5	0-0	1-5-6	1	1	0	1	2		
2001	West 80, East 72	TD Waterhouse Centre (Orlando, FL)									
Tamecka Dixon	20	4-7	0-0	0-2-2	4	0	0	1	8		
Lisa Leslie#	23	8-14	3-4	3-6-9	1	4	1	3	20		
2000	West 73, East 61	America West Arena (Phoenix, AZ)									
Lisa Leslie*	21	8-15	0-0	4-2-6	0	0	0	0	16		
Mwadi Mabika	16	3-7	2-2	0-1-1	2	1	1	1	10		
DeLisha Milton	21	2-2	0-0	3-1-4	3	0	0	0	4		
1999	West 79, East 61	Madison Square Garden (New York, NY)									
Lisa Leslie*#	17	5-11	3-4	3-2-5	1	2	1	0	13		

WNBA ALL-STAR RESULTS: SPARKS

All-Time Selections

Lisa Leslie	8 (1999-2003, 05, 06, 09)
Nneka Ogumike	6 (2013, 14, 15, 17, 18, 19)
Candace Parker	5 (2011, 13, 14, 17, 18)
Tamecka Dixon	3 (2001-03)
Chelsea Gray	3 (2017, 18, 19)
Mwadi Mabika	2 (2000, 02)
Jantel Lavender	1 (2015)
Kristi Toliver	1 (2013)
Tina Thompson	1 (2009)
Taj McWilliams-Franklin	1 (2007)
Chamique Holdscrow	1 (2005)
Nikki Teasley	1 (2003)
DeLisha Milton	1 (2000)

All-Time Starters

Lisa Leslie	5 (1999, 2000, 02, 03, 09)
Candace Parker	5 (2011, 13, 14, 17, 18)
Chelsea Gray	2 (2018, 19)

Game MVP Awards

Lisa Leslie	3 (1999, 2001, 02)
Candace Parker	1 (2013)
Nikki Teasley	1 (2003)

Records (Single-Game)

MIN	28	Lisa Leslie (2002)
FGM	11	Nneka Ogumike (2017, 2019)
FGA	16	Nneka Ogumike (2017)
FTM	6	Twice
FTA	10	Lisa Leslie (2002)
OREB	5	Taj McWilliams-Franklin (2007)
DREB	11	Lisa Leslie (2002)
REB	14	Lisa Leslie (2002)
AST	10	Chelsea Gray (2019)
PF	4	Lisa Leslie (2001)
STL	5	Nikki Teasley (2003)
TO	4	Lisa Leslie (2002)
PTS	23	Candace Parker (2013)
	22	Nneka Ogumike (2019)

Records (All-Time)

MIN	140	Lisa Leslie (1999-2003, 05, 06, 09)
FGM	39	Lisa Leslie (1999-2003, 05, 06, 09)
FGA	81	Lisa Leslie (1999-2003, 06, 06, 09)
FG3	4	Chelsea Gray (2017-19)
FG3A	13	Chelsea Gray (2017-19)
FTM	22	Lisa Leslie (1999-2003, 05,06, 09)
FTA	33	Lisa Leslie (1999-2003, 05,06, 09)
OREB	17	Lisa Leslie (1999-2003, 05,06, 09)
DREB	31	Lisa Leslie (1999-2003, 05,06, 09)
REB	48	Lisa Leslie (1999-2003, 05,06, 09)
AST	16	Chelsea Gray (2017-19)
PF	15	Lisa Leslie (1999-2003, 05,06, 09)
ST	5	Nikki Teasley (2003)
BLK	10	Lisa Leslie (1999-2003, 05,06, 09)
TO	11	Lisa Leslie (1999-2003, 05,06, 09)
PTS	102	Lisa Leslie (1999-2003, 05,06, 09)



**REGULAR SEASON
RECORD BOOK**

WNBA TEAM INDEX: REGULAR SEASON

* - Defunct franchise

Years

Los Angeles Sparks	23
New York Liberty	23
Phoenix Mercury	23
Utah Starzz/San Antonio Silver Stars/ San Antonio Stars/Las Vegas Aces	23
Detroit Shock/Tulsa Shock/Dallas Wings	23
Washington Mystics	22
Orlando Miracle/Connecticut Sun	21
Minnesota Lynx	21
Indiana Fever	20
Seattle Storm	20
Sacramento Monarchs*	14
Chicago Sky	14
Houston Comets*	13
Atlanta Dream	12
Charlotte Sting*	10
Cleveland Rockers*	8
Miami Sol*	4
Portland Fire*	4

Games

Los Angeles Sparks	764
New York Liberty	764
Phoenix Mercury	764
Utah Starzz/San Antonio Silver Stars/ San Antonio Stars/Las Vegas Aces	764
Detroit Shock/Tulsa Shock/Dallas Wings	736
Washington Mystics	736
Orlando Miracle/Connecticut Sun	706
Minnesota Lynx	706
Indiana Fever	674
Seattle Storm	674
Chicago Sky	476
Sacramento Monarchs*	424
Atlanta Dream	408
Houston Comets*	390
Charlotte Sting*	322
Cleveland Rockers*	220
Miami Sol*	96
Portland Fire*	96

Wins

Los Angeles Sparks	465
Phoenix Mercury	393
New York Liberty	388
Minnesota Lynx	383
Orlando Miracle/Connecticut Sun	383
Seattle Storm	347
Indiana Fever	329
Utah Starzz/San Antonio Silver Stars/ San Antonio Stars/Las Vegas Aces	326

Detroit Shock/Tulsa Shock/Dallas Wings	321
Washington Mystics	321

Houston Comets*	241
Sacramento Monarchs*	224
Chicago Sky	212
Atlanta Dream	191
Charlotte Sting*	143
Cleveland Rockers*	108
Miami Sol*	48
Portland Fire*	37

Losses

Utah Starzz/San Antonio Silver Stars/ San Antonio Stars/Las Vegas Aces	438
Washington Mystics	415
Detroit Shock/Tulsa Shock/Dallas Wings	415
New York Liberty	376
Phoenix Mercury	371
Indiana Fever	345
Seattle Storm	327
Orlando Miracle/Connecticut Sun	323
Minnesota Lynx	323
Los Angeles Sparks	299
Chicago Sky	264
Atlanta Dream	217
Sacramento Monarchs*	200
Charlotte Sting*	179
Houston Comets*	149
Cleveland Rockers*	112
Portland Fire*	59
Miami Sol*	48

Win Percentage

Houston Comets*	.618
Los Angeles Sparks	.609
Minnesota Lynx	.542
Orlando Miracle/Connecticut Sun	.542
Sacramento Monarchs*	.528
Seattle Storm	.515
Phoenix Mercury	.514
New York Liberty	.508
Miami Sol*	.500
Cleveland Rockers*	.491
Indiana Fever	.488
Atlanta Dream	.468
Detroit Shock/Tulsa Shock*	.448
Chicago Sky	.445
Charlotte Sting*	.444
Dallas Wings	.436
Washington Mystics	.436
Utah Starzz/San Antonio Silver Stars/ San Antonio Stars/Las Vegas Aces	.427
Portland Fire*	.385

TEAM RECORDS: REGULAR SEASON

TEAM OFFENSE

Scoring

Highest average, points per game, season

83.5	2017 (2840/34)
84.0	2012 (2857/34)
83.0	2016 (2821/34)

Lowest average, points per game, season

68.4	2005 (2326/34)
71.6	1998 (2148/30)

Most points, game

115	at Chicago, August 18, 2017
105	vs. San Antonio, June 25, 2006
102	vs. Utah, June 28, 1999
	vs. Utah, July 7, 2002
	at Chicago, June 6, 2014
	vs. Seattle, September 5, 2019

Fewest points, game

47	vs. Seattle, July 10, 2007
51	at Sacramento, June 3, 2004
	at Connecticut, August 9, 2005
	at Houston, August 27, 2005

Largest margin of victory, game

36	vs. San Antonio, June 15, 2013 (84-48)
34	vs. Phoenix, September 15, 2013 (89-55)
	vs. Seattle, September 5 2019 (102-68)

Largest margin of defeat, game

43	at Minnesota, May 31, 2006 (71-114)
36	at Seattle, August 6, 2003 (56-92)

By Half

Most points, first half

61	at Chicago, June 6, 2014
60	vs. Minnesota, July 2, 2013
	vs. New York, July 4, 2013

Fewest points, first half

16	at San Antonio, August 9, 2003
	at Houston, August 27, 2005
	at Detroit, June 8, 2009
17	at Washington, August 14, 1999

Largest lead at halftime

26	vs. Minnesota, August 21, 2003 (50-24)
	vs. Sacramento, June 11, 2005 (47-21)
	vs. Minnesota, June 21, 2013 (50-24)
25	vs. Phoenix, July 21, 1999 (50-25)
	vs. Seattle, May 15, 2016 (51-26)

Largest deficit at halftime overcome to win game

19	vs. Dallas, June 28, 2016 (trailed 34-53; won 89-84)
17	at San Antonio, June 26, 2003 (trailed 24-41; won (67-58)
17	vs. Washington, July 2, 2017 (trailed 30-47; won 76-69)

Most points, second half

59	vs. Minnesota, August 20, 2010
58	at Tulsa, August 2, 2013

Fewest points, second half

18	at Sacramento, June 3, 2004
19	vs. Houston, August 1, 1997

Overtime

Most points, overtime period

19	vs. Minnesota, July 8, 2001
16	at Chicago, August 18, 2017
15	at Detroit, June 26, 2001
	at Sacramento, June 15, 2002
	at Washington, August 23, 2011

Fewest points, overtime period

0	vs. Washington, June 26, 2008
2	at Detroit, June 17, 2003
	at San Antonio, June 24, 2011
	at San Antonio, June 16, 2012

Largest margin of victory, overtime period

9	at Chicago, August 18, 2017
9	at Detroit, June 26, 2001 (98-89)
8	at Seattle, August 8, 2000 (60-52)
	vs. Sacramento, June 22, 2007 (96-88)
	vs. Houston, July 9, 2008 (82-74)
	at Minnesota, July 27, 2008 (92-84)

Field Goal Percentage

Highest field-goal percentage, season

.487	2016 (1061/2178)
.479	2017 (1077/2247)
.475	2013 (1078/2271)

Lowest field-goal percentage, season

.408	2007 (940/2305)
.416	1998 (797/1914)

Highest field goal percentage, game

1.000	Many times. Most recent:
	vs. Minnesota, September 22, 2015 (12/12)

Lowest field goal percentage, game

.250	vs. Minnesota, June 16, 2015 (1/4)
.288	vs. Washington, June 18, 2019 (19/66)
.375	at Houston, June 21, 2001 (3/8)
	vs. Chicago, June 9, 2006 (3/8)

Free Throws Made

Most free throws made per game, season

17.0	2000 (545/32)
16.0	2012 (545/34)

Fewest free throws made per game, season

12.3	2019 (418/34)
12.6	2018 (427/34)
12.8	2009 (435/34)

Most free throws made, game

40	vs. Washington, August 3, 1998
35	vs. Washington, September 3, 2015

Fewest free throws made, game

1	vs. Minnesota, June 16, 2015 at Phoenix, July 29, 2014
3	at Houston, June 21, 2001 vs. Seattle, August 1, 2002 vs. Chicago, June 9, 2006 vs. Minnesota, September 8, 2019

Free Throw Attempts

Most free throw attempts per game, season

22.1	1997 (620/28)
21.7	2000 (693/32)

Fewest free throw attempts per game, season

14.7	2019 (499/34)
15.5	2018 (527/34)

Most free throw attempts, game

51	vs. Washington, August 3, 1998
42	vs. Houston, June 20, 2000 vs. Utah, August 4, 2002

Fewest free throw attempts, game

1	vs. Minnesota, June 16, 2015
2	at Phoenix, July 29, 2014

Rebounds

Most rebounds per game, season

37.7	2008 (1282/34)
36.9	2012 (1254/34)

Fewest rebounds per game, season

29.5	2005 (1004/34)
30.8	2010 (1048/34)

Most rebounds, game

55	at Phoenix, July 10, 2012
52	at Chicago, May 22, 2007

Fewest rebounds, game

17	at Utah, August 21, 1999 vs. Tulsa, August 5, 2014
19	at Detroit, August 2, 2000

Offensive Rebounds

Most offensive rebounds per game, season

11.4	2008 (386/34)
11.2	2012 (382/34)

Fewest offensive rebounds per game, season

6.7	2016 (227/34)
6.6	2017 (225/34)
7.1	2015 (240/34)

Most offensive rebounds, game

23	at Indiana, July 12, 2012
22	at Phoenix, June 19, 2009 at Phoenix, July 10, 2012

Fewest offensive rebounds, game

1	at Indiana, July 22, 2006
2	at Minnesota, July 29, 2015 vs. Atlanta, July 16, 2015 at Tulsa, August 21, 2011

Defensive Rebounds

Most defensive rebounds per game, season

26.4	2008 (896/34)
26.0	2009 (883/34)

Fewest defensive rebounds per game, season

20.1	2005 (683/34)
22.7	1999 (725/32)

Most defensive rebounds, game

38	at Sacramento, July 27, 1997
37	vs. Portland, July 24, 2002 at Indiana, May 29, 2008 (2 ot) at Minnesota, July 27, 2010 at San Antonio, June 24, 2011 (ot)

Fewest defensive rebounds, game

12	at Utah, August 21, 1999 at Sacramento, July 29, 2005 at Washington, August 1, 2006 vs. Minnesota, June 17, 2014
13	at Sacramento, July 15, 1997 at Detroit, August 2, 2000 at Seattle, July 31, 2005

Assists

Most assists per game, season

20.4	2016 (692/34)
18.8	2013 (639/34)

Fewest assists per game, season

15.7	1998 (472/30)
16.2	2005 (551/34)

Most assists, game

34	at Chicago, August 18, 2017
31	at Chicago, June 6, 2014
29	vs. Indiana, August 6, 2001 vs. New York, July 4, 2013

Fewest assists, game

6	at New York, August 5, 1997 at San Antonio, August 9, 2003
7	at Detroit, July 25, 1998 at Seattle, August 6, 2003 at Sacramento, June 4, 2005

Personal Fouls

Most personal fouls per game, season

22.5	1998 (675/30)
22.0	2000 (705/32)

22.0 2000 (705/32)

Fewest personal fouls per game, season

16.4 2016 (559/34)

16.7 2017 (569/34)

16.8 2010 (571/34)

Most personal fouls, game

36 at Utah, June 23, 1997

35 at Portland, June 17, 2000

Fewest personal fouls, game

9 vs. Chicago, June 9, 2006

vs. San Antonio, September 6, 2011

10 vs. Indiana, August 6, 2001

vs. Minnesota, August 20, 2010

vs. New York, August 25, 2012

vs. Seattle, August 15, 2014

Disqualifications

Most disqualifications per game, season

0.56 2002 (18/32)

0.41 2000 (13/32)

Fewest disqualifications per game, season

0.03 2016 (1/34)

0.03 2017 (1/34)

0.06 2011 (2/34)

0.06 2018 (2/34)

0.09 2013 (3/34)

0.09 2014 (3/34)

Most disqualifications, game

3 at Seattle, June 13, 2000 (ot)

at New York, June 3, 2006 (ot)

at San Antonio, June 16, 2012 (ot)

2 Many times

Steals

Most steals per game, season

9.3 2017 (316/34)

9.3 1997 (259/28)

9.1 2014 (308/34)

Fewest steals per game, season

5.8 2015 (197/34)

6.4 2009 (217/34)

Most steals, game

22 at Washington, June 1, 2014 (3 ot)

20 at Cleveland, July 3, 1997

Fewest steals, game

1 vs Seattle, August 11, 2015

vs Minnesota, June 16, 2015

vs. New York, June 19, 1998

2 Many times

Blocked Shots

Most blocked shots per game, season

6.4 2008 (216/34)

5.3 2012 (179/34)

Fewest blocked shots per game, season

3.2 2007 (107/34)

3.4 2011 (115/34)

Most blocked shots, game

15 vs. Sacramento, August 28, 2008

14 at San Antonio, August 23, 2015

Fewest blocked shots, game

0 Many times, most recent:

at Washington, August 27, 2019

1 Many times

Turnovers

Most turnovers per game, season

18.9 1997 (528/28)

17.9 2008 (608/34)

Fewest turnovers per game, season

13.3 2017 (452/34)

13.6 2016 (463/34)

13.7 2001 (438/32)

Most turnovers, game

28 at Sacramento, June 3, 2004

vs. Tulsa, May 29, 2012

27 vs. Portland, July 24, 2002

at Sacramento, July 10, 2008

at Seattle, July 22, 2009 (3 ot)

Fewest turnovers, game

4 at Chicago, July 16, 2010

at Las Vegas, August 31, 2019

6 vs. New York, August 25, 2012

Points

Fewest points allowed per game, season

67.7 2001 (2166/32)

67.8 2000 (2169/32)

Most points allowed per game, season

81.2 2010 (2761/34)

80.3 2011 (2731/34)

Fewest points allowed, game

47 vs. Sacramento, June 21, 2009

48 at Phoenix, June 21, 2003

vs. Seattle, September 14, 2008

vs. San Antonio, June 15, 2013

Fewest points allowed, first half

16 at Washington, August 14, 1999

18 vs. Houston, July 16, 1997

vs. Seattle, September 14, 2008

Fewest points allowed, second half

17 at San Antonio, June 26, 2003

19 at Minnesota, August 6, 1999

at Phoenix, June 21, 2003

Fewest points allowed, overtime period	
0	at Minnesota, July 27, 2008
2	at Seattle, August 8, 2000
	at Sacramento, July 29, 2004

Field Goal Percentage

Lowest opponents' field-goal percentage, season	
.384	2008 (888/2310)
.389	2004 (815/2095)

Highest opponents' field-goal percentage, season	
.450	2018 (984/2186)
.450	2014 (1006/2238)
.447	2011 (1042/2332)

Lowest opponents' field goal percentage, game	
.237	at Seattle, May 21, 2005 (18/76)
.258	vs. New York, July 22, 2015 (17/66)
	vs. Sacramento, June 21, 2009 (17/66)

Turnovers

Most opponents' turnovers per game, season	
18.0	1997 (505/28)
16.4	2017 (556/34)
16.4	2006 (556/34)

Fewest opponents' turnovers per game, season	
13.6	2009 (463/34)
13.7	2011 (464/34)

Most opponents' turnovers, game	
30	vs. Utah, June 28, 1999
29	at Washington, June 1, 2014 (3 ot)

Streaks

Most consecutive games won, one season	
18	June 26-August 11, 2001

Most consecutive games lost, one season	
7	June 6-June 28, 2015
	June 29-July 17, 2007
5	June 21-July 2, 1998
	August 3-11, 2007
	June 24-July 9, 2011

Highest winning percentage, home games, season	
1.000	2001 (16-0)
.941	2012 (16-1)

Lowest winning percentage, home games, season	
.294	2007 (5-12)
.412	2014 (7-10)

Most consecutive home games won	
28	July 14, 2000-June 27, 2002
19	July 5, 2012-July 17, 2013

Most consecutive home games lost	
8	June 29-August 9, 2007
5	July 1-July 24, 2014

Highest winning percentage, road games, season	
.813	2000 (13-3)
	2002 (13-3)
.765	2003 (13-4)

Lowest winning percentage, road games, season	
.267	1998 (4-11)
.294	2007, 2010, 2011, 2015 (5-12)

Most consecutive road games won	
12	June 17-August 8, 2000
11	July 20, 2002-June 14, 2003

Most consecutive road games lost	
8	June 6-July 29, 2015
7	June 14-July 27, 1998
	May 15-June 27, 2010
	August 21, 2010-July 9, 2011

Overtime Games

Most overtime games, season	
7	2008
5	2004

Most consecutive overtime games, season	
2	June 29-July 2, 2004

Most overtime games won, season	
4	2004, 2008
2	Many times

Most overtime games won, no losses, season	
2	1999, 2013, 2016
1	1998, 2010, 2017, 2018, 2019

Most consecutive overtime games won	
3	July 15, 1998-July 24, 1999
	August 8, 2000-July 8, 2001
	June 15, 2002-May 30, 2003
	June 29-July 29, 2004
	August 6, 2009-July 20, 2010

Most overtime games lost, season	
3	2008
2	1997, 2007, 2011, 2015

Most overtime games lost, no wins, season	
2	2015
1	2006, 2012

Most consecutive overtime games lost	
3	July 1, 2007-May 29, 2008
2	June 26-July 5, 2015
	August 13, 2001-June 1, 2002
	June 24-July 17, 2011

Most overtime periods, game	
3	at Seattle, July 22, 2009
	at Washington, June 1, 2014
2	Many times, most recent:
	at Chicago, August 18, 2017

INDIVIDUAL RECORDS: REGULAR SEASON

Seasons

Most Seasons

12	Lisa Leslie Candace Parker
11	Mwadi Mabika DeLisha Milton-Jones Tamecka Dixon

Games

Most games, career

397	Alana Beard
363	Lisa Leslie
344	DeLisha Milton-Jones
319	Mwadi Mabika

Most consecutive games, career

174	Jantel Lavender, September 3, 2011-2018
154	DeLisha Milton-Jones, June 10, 1999-August 2, 2003
132	DeLisha Milton-Jones, June 19, 2009-Sept. 20, 2012

Most games, season

34	By many
----	---------

Minutes

Most minutes, career

12,330	Alana Beard
11,634	Lisa Leslie
10,385	DeLisha Milton-Jones
9,836	Candace Parker
8,604	Mwadi Mabika

Highest average, minutes per game, career

(Minimum 100 games)

32.0	Lisa Leslie (11634/363)
31.3	Nikki Teasley (3727/119)
31.2	Candace Parker (9836/315)

Most minutes, season

1,189	Nikki Teasley, 2003
1,183	Chamique Holdsclaw, 2005
1,182	Tina Thompson, 2009

Highest average, minutes per game, season

35.8	Chamique Holdsclaw, 2005 (1183/33)
35.03	DeLisha Milton-Jones, 2003 (1086/31)
34.97	Nikki Teasley, 2003 (1189/34)

Most minutes, game

52	Tina Thompson, at Seattle, July 22, 2009 (3 ot) Lindsey Harding, at Washington, June 1, 2014 (3ot)
50	Nikki Teasley, vs. Phoenix, July 15, 2003 (2 ot)
48	Lisa Leslie, at Sacramento, July 29, 2004 (2 ot) Candace Parker, at Seattle, July 22, 2009 (3 ot) Candace Parker, at Washington, June 1, 2014 (3ot)

Scoring

Most points, lifetime

6,263	Lisa Leslie
5,360	Candace Parker
4,079	Nneka Ogwumike
4,018	DeLisha Milton-Jones

Highest average, points per game, career

(Minimum 100 games)

17.3	Lisa Leslie (6263/363)
17.0	Candace Parker (5360/315)
16.3	Nneka Ogwumike (4079/250)

Most points, season

680	Lisa Leslie, 2006
650	Nneka Ogwumike, 2016
610	Lisa Leslie, 2008

Highest average, points per game, season

20.0	Lisa Leslie, 2006 (680/34)
19.7	Nneka Ogwumike, 2016 (650/33)
19.6	Lisa Leslie, 1998 (549/28)

Most points, game

41	Lisa Leslie, vs. San Antonio, June 25, 2006
40	Candace Parker, vs. Houston, July 9, 2008 (ot)
38	Nneka Ogwumike, vs. Atlanta, June 30, 2016 DeLisha Milton-Jones, at Phoenix, July 17, 2008

Most games, 30 or more points, career

14	Lisa Leslie Candace Parker
5	Nneka Ogwumike

Most games, 20 or more points, career

126	Lisa Leslie
79	Candace Parker
59	Nneka Ogwumike

Most consecutive games, 20 or more points

7	Nneka Ogwumike, June 30-July 17, 2016
6	Lisa Leslie, July 28-August 8, 2001 Lisa Leslie, September 1-14, 2004
5	Candace Parker, May 28-June 8, 2010 Kristi Toliver, August 18-30, 2012 Nneka Ogwumike, June 22-July 3, 2014

Most consecutive games, 10 or more points

54	Lisa Leslie, June 17, 2000-August 8, 2001
40	Lisa Leslie, August 16, 1997-June 24, 1999
32	Candace Parker, May 17-September 11, 2008 Candace Parker, August 25, 2013-July 29, 2014

Field Goal Percentage

Highest field goal percentage, career

(Minimum 400 field goals)

.551	Nneka Ogwumike
.520	Jantel Lavender
.480	Candace Parker

Highest field goal percentage, season (qualifiers)

.665	Nneka Ogwumike, 2016 (244/367)
.618	Haixia Zheng, 1997 (110/178)
.602	Latasha Byears, 2001 (133/221)

Highest field goal percentage, game

(Minimum 8 field goals made)

1.000	Lisa Leslie, at Seattle, July 31, 2005 (8/8) Nneka Ogwumike, at Dallas, June 11, 2016 (12/12)
.929	Nneka Ogwumike, vs. Atlanta, June 30, 2016 (13/14)
.909	Haixia Zheng, vs. Sacramento, August 22, 1997 (10/11) Ebony Hoffman, at Minnesota, July 26, 2011 (10/11) Nneka Ogwumike, at Chicago, July 13, 2016 (10/11)

Most field goals, none missed, game

12	Nneka Ogwumike at Dallas, June 11, 2016
8	Lisa Leslie, at Seattle, July 31, 2005
7	Nneka Ogwumike, at Connecticut, June 13, 2012

Most field goal attempts, none made, game

12	Kristi Toliver, vs. San Antonio, July 18, 2011
8	Sherill Baker, vs. Minnesota, August 12, 2007
7	By many

Field Goals

Most field goals, career

2,332	Lisa Leslie
2,012	Candace Parker
1,804	Alana Beard
1,585	Nneka Ogwumike

Most field goals, season

257	Lisa Leslie, 2006
244	Nneka Ogwumike, 2016
244	Nneka Ogwumike, 2017

Most field goals, game

16	Lisa Leslie, vs. San Antonio, June 25, 2006
15	Candace Parker, vs. Houston, July 9, 2008 (ot)
14	Lisa Leslie, vs. Seattle, August 1, 2002 Lisa Leslie, at Seattle, July 30, 2006 Tina Thompson, vs. Phoenix, August 17, 2010 Candace Parker, vs. Tulsa, June 20, 2012 Candace Parker, at Tulsa, July 11, 2013

Field Goal Attempts

Most field goal attempts, career

4,961	Lisa Leslie
4,191	Candace Parker
4,150	Alana Beard
3,290	DeLisha Milton-Jones
3,159	Mwadi Mabika

Most field goal attempts, season

539	Alana Beard, 2007
503	Lisa Leslie, 2006
474	Candace Parker, 2012
467	Lisa Leslie, 2001

Most field goal attempts, game

28	Mwadi Mabika, vs. Phoenix, July 15, 2003 (2 ot) Mwadi Mabika, at Sacramento, July 29, 2004 (2 ot) Candace Parker, at Washington, June 1, 2014 (3 ot)
25	Candace Parker, vs. Dallas, June 28, 2016 Candace Parker, at Phoenix, September 3, 2011
24	Lisa Leslie, vs. San Antonio, August 23, 2003 Lisa Leslie, at Seattle, July 30, 2006 Lisa Leslie, vs. Minnesota, August 13, 2006 Tina Thompson, at Minnesota, July 28, 2009

Three-Point Field Goal Percentage

Highest three-point field goal percentage, career

(Minimum 100 three-point field goals)

.403	Chelsea Gray (155/384)
.401	Kristi Toliver (376/936)
.395	Nikki Teasley (207/524)
.353	Tina Thompson (152/430)

Highest three-point field goal percentage, season (qualifiers)

.482	Chelsea Gray, 2017
.462	Ukari Figgs, 2001 (54/117)
.449	Doneeka Hodges, 2005 (31/69)
.444	Jenna O'Hea, 2011 (28/63)

Most three-point field goals, none missed, game

6	Kristi Toliver, vs. Minnesota, July 5, 2012
5	Nikki Teasley, at Houston, June 24, 2003
4	Nina Bjedov, at Utah, August 5, 1999 Lisa Leslie, at Seattle, June 16, 2001

Most three-point field goal attempts, none made, game

7	Kristi Toliver, vs. Connecticut, August 3, 2011
6	Lisa Leslie, at Utah, August 13, 2001 (ot) Sidney Spencer, at Sacramento, July 24, 2007 Tina Thompson, at Washington, July 11, 2009 Tina Thompson, vs. San Antonio, August 4, 2009 Kristi Toliver, vs. Tulsa, August 25, 2013 (2 ot)
5	By many

Three Point Field Goals

Most three-point field goals, career

398	Mwadi Mabika
376	Kristi Toliver
207	Nikki Teasley

Most three-point field goals, season

81	Kristi Toliver, 2016
70	Nikki Teasley, 2003
68	Nikki Teasley, 2004

Most three-point field goals, game

7	Kristi Toliver, at Minnesota, June 24, 2016 Mwadi Mabika, vs. Sacramento, June 18, 2006 Chelsea Gray, at Indiana, August 29, 2019 Riquna Williams, at Las Vegas, August 31, 2019
6	Nikki Teasley, vs. Detroit, September 9, 2004 Sidney Spencer, at Phoenix, July 20, 2007

- Kristi Toliver, at Phoenix, September 3, 2011
- Kristi Toliver, vs. Minnesota, July 5, 2012
- Kristi Toliver, vs. San Antonio, August 23, 2012
- 5 By many

- Most consecutive games, three-point field goals made
- 33 Kristi Toliver, May 15-September 16, 2016
- Nikki Teasley, June 5, 2004-May 31, 2005
- 16 Mwadi Mabika, June 11-July 14, 2000
- Mwadi Mabika, June 8-July 20, 2002
- 15 Mwadi Mabika, July 20, 2000-June 5, 2001
- Ukari Figgs, July 8-August 13, 2001

Three-Point Field Goal Attempts

Most three-point field goal attempts, career

- 1,209 Mwadi Mabika
- 936 Kristi Toliver
- 597 DeLisha Milton-Jones

Most three-point field goal attempts, season

- 191 Kristi Toliver, 2016
- 175 Mwadi Mabika, 2002
- 165 Nikki Teasley, 2003
- Nikki Teasley, 2004

Most three-point field goal attempts, game

- 15 Riquna Williams, at Las Vegas, August 31, 2019
- 12 Riquna Williams, at Atlanta, July 14, 2019
- 11 Mwadi Mabika, at Minnesota, July 1, 1999 (2 ot)
- Sophia Witherspoon, vs. Orlando, July 22, 2002
- Mwadi Mabika, vs. Miami, July 30, 2002
- Mwadi Mabika, vs. Houston, August 8, 2002
- Kristi Toliver, vs. Atlanta, August 8, 2014
- Kristi Toliver at Minnesota, June 24, 2016
- 10 By many

Free Throw Percentage

Highest free-throw percentage, career
(Minimum 200 FT)

- .876 Kristi Toliver (479/547)
- .861 Tina Thompson (235/273)
- .842 Chelsea Gray (267/317)
- .836 Nneka Ogumike (836/1000)

Highest free-throw percentage, season (qualifiers)

- .917 Chelsea Gray, 2019 (66/72)
- .903 Kristi Toliver, 2016 (65/72)
- .901 Kristi Toliver, 2012 (137/152)

Most free throws made, none missed, game

- 14 Lisa Leslie, vs. Minnesota, July 15, 2000
- Kristi Toliver, vs. Tulsa, June 20, 2012
- 11 Mwadi Mabika, at Portland, June 17, 2000
- Nneka Ogumike, vs. Tulsa, August 5, 2014
- 10 By Many

Most free throw attempts, none made, game

- 4 Sophia Witherspoon, at Miami, May 30, 2002
- A'dia Mathies, vs. Phoenix, September 15, 2013
- 3 Vedra Grgin Fonseca, at New York, June 24, 2004
- Tamika Whitmore, at Houston, July 10, 2004

- Armintie Herrington, vs. Phoenix, May 18, 2014
- 2 By many

Free Throws Made

Most free throws made, career

- 1,477 Lisa Leslie
- 1,096 Candace Parker
- 836 Nneka Ogumike

Most free throws made, season

- 169 Lisa Leslie, 2000
- 158 Lisa Leslie, 2006
- 146 Lisa Leslie, 2004
- Nneka Ogumike, 2016

Most free throws made, game

- 15 Lisa Leslie, vs. Utah, August 4, 2002
- 14 Lisa Leslie, vs. Minnesota, July 15, 2000
- Lisa Leslie, vs. Washington, July 21, 2004
- Kristi Toliver, vs. Tulsa, June 20, 2012
- Candace Parker, vs. Seattle, July 25, 2013
- 13 Several Occasions

Free Throw Attempts

Most free throw attempts, career

- 2,125 Lisa Leslie
- 1,437 Candace Parker
- 1,010 DeLisha Milton-Jones
- 1,000 Nneka Ogumike

Most free throw attempts, season

- 243 Lisa Leslie, 2006
- 205 Lisa Leslie, 2000
- Lisa Leslie, 2004
- 193 Lisa Leslie, 2001

Most free throw attempts, game

- 19 Lisa Leslie, vs. Utah, August 4, 2002
- 18 Lisa Leslie, vs. Washington, July 21, 2004
- 17 Candace Parker, vs. Minnesota, July 5, 2012
- Candace Parker, vs. Seattle, July 25, 2013

Rebounds

Most rebounds, career

- 3,307 Lisa Leslie
- 2,688 Candace Parker
- 1,934 Nneka Ogumike
- 1,882 DeLisha Milton-Jones

Highest average, rebounds per game, career
(Minimum 100 games)

- 9.1 Lisa Leslie (3307/363)
- 8.5 Candace Parker (2688/315)
- 7.7 Nneka Ogumike (1934/250)

Most rebounds, season

- 336 Lisa Leslie, 2004
- 323 Lisa Leslie, 2006
- 322 Lisa Leslie, 2002

Highest average, rebounds per game, season (qualifiers)

- 10.4 Lisa Leslie, 2002 (322/31)
- 10.2 Lisa Leslie, 1998 (285/28)
- 10.0 Lisa Leslie, 2003 (231/23)

Most rebounds, game

- 21 Lisa Leslie, vs. New York, June 19, 1998
- Lisa Leslie, vs. Orlando, July 22, 2002

20	Lisa Leslie, at Charlotte, June 20, 2004 (2 ot) Nneka Ogumwumike, at Indiana, July 12, 2012 Candace Parker, at San Antonio, June 1, 2013	16	Lisa Leslie, vs. New York, June 19, 1998 Lisa Leslie, vs. Orlando, July 22, 2002
18	Lisa Leslie, at Cleveland, June 12, 1999 Lisa Leslie, vs. Portland, June 3, 2002	15	Lisa Leslie, vs. Portland, June 3, 2002 Lisa Leslie, vs. Minnesota, June 11, 2004 Lisa Leslie, at Charlotte, June 20, 2004 (2 ot)

Most games, 10+ rebounds, career

162	Lisa Leslie
128	Candace Parker
76	Nneka Ogumwumike

Most consecutive games, 10+ rebounds

12	Candace Parker, August 30-June 4, 2010
7	Lisa Leslie, August 22, 1997--June 21, 1998 Lisa Leslie, August 13, 2002-June 7, 2003 Candace Parker, August 18, 2015-September 3, 2015
6	Candace Parker, July 22-August 6, 2009

Offensive Rebounds**Most offensive rebounds, career**

882	Lisa Leslie
597	DeLisha Milton-Jones
567	Nneka Ogumwumike
506	Candace Parker

**Highest average, offensive rebounds per game, career
(Minimum 100 games)**

2.3	Nneka Ogumwumike (567/250)
2.4	Lisa Leslie (882/363)
1.6	Candace Parker (506/315)

Most offensive rebounds, season

98	Nneka Ogumwumike, 2012
95	Nneka Ogumwumike, 2013
88	Lisa Leslie, 2001

Most offensive rebounds, game

12	Nneka Ogumwumike, at Indiana, July 12, 2012
10	Latasha Byers, vs. Sacramento, July 25, 2001
8	Several Occasions

Defensive Rebounds**Most defensive rebounds, career**

2,425	Lisa Leslie
2,182	Candace Parker
1,367	Nneka Ogumwumike
1,285	DeLisha Milton-Jones

**Highest average, defensive rebounds per game, career
(Minimum 100 games)**

6.9	Candace Parker (2182/315)
6.7	Lisa Leslie (2425/363)
5.5	Nneka Ogumwumike (1367/249)

Most defensive rebounds, season

276	Lisa Leslie, 2004
244	Lisa Leslie, 2002
237	Candace Parker, 2012
237	Candace Parker, 2017
229	Candace Parker, 2008
225	Candace Parker, 2013

Most defensive rebounds, game

17	Candace Parker, at San Antonio, June 1, 2013
----	--

Assists**Most assists, career**

1230	Candace Parker
1061	Alana Beard
874	Lisa Leslie
769	Tamecka Dixon

**Highest average, assists per game, career
(Minimum 100 games)**

5.3	Nikki Teasley (631/119)
3.9	Chelsea Gray (691/169)
3.8	Candace Parker (1230/315)
3.4	Kristi Toliver (755/222)

Most assists, season

220	Ticha Penicheiro, 2010
214	Nikki Teasley, 2003
207	Nikki Teasley, 2004
204	Chelsea Gray

Highest average, assists per game, season (qualifiers)

6.9	Ticha Penicheiro, 2010 (220/32)
6.3	Nikki Teasley, 2003 (214/34)
6.1	Nikki Teasley, 2004 (207/34)
5.9	Chelsea Gray, 2019 (691/169)

Most assists, game

15	Ticha Penicheiro, vs. Chicago, August 4, 2010
14	Penny Toler, vs. Utah, August 14, 1998 Lindsey Harding, at Washington, August 4, 2013 Nikki Teasley, at New York, June 14, 2003 Ticha Penicheiro, vs. Tulsa, July 20, 2010 (ot) Ticha Penicheiro, vs. Tulsa, August 6, 2010 Chelsea Gray, vs. Washington, July 9, 2019
13	

Most games, 10+ assists, career

10	Ticha Penicheiro
8	Nikki Teasley
2	Shannon Bobbitt Lindsey Harding Penny Toler

Personal Fouls**Most personal fouls, career**

1,397	Lisa Leslie
1,125	DeLisha Milton-Jones
905	Mwadi Mabika

Most personal fouls, season

136	Lisa Leslie, 1999
134	Lisa Leslie, 2000
132	Lisa Leslie, 2001

Most personal fouls, game

6	by many
---	---------

Disqualifications**Most disqualifications, career**

42	Lisa Leslie
14	DeLisha Milton-Jones
8	Latasha Byers Mwadi Mabika

Highest percentage, games disqualified, career
(Minimum 100 games)

11.6	Lisa Leslie (42/363)
4.5	Kristi Toliver (6/134)
4.1	DeLisha Milton-Jones (14/344)

Lowest percentage, games disqualified, career
(Minimum 100 games)

0.00	Jantel Lavender (0/203)
	Nicky McCrimmon (0/125)
	Noelle Quinn (0/101)
	Chelsea Gray (0/169)
0.8	Nikki Teasley (1/119)
1.9	Jessica Moore (2/106)

Most consecutive games without disqualification, career

203	Jantel Lavender, June 3, 2011-August 16, 2014
169	Chelsea Gray, June 5, 2015 - Present
125	Nicky McCrimmon, May 31, 2000-August 25, 2003
117	Mwadi Mabika, July 31, 2003-August 4, 2007

Most disqualifications, season

7	Lisa Leslie, 2000
	Lisa Leslie, 2002
5	Lisa Leslie, 2004
4	By many

Fewest minutes, disqualified, game

11	Lisa Leslie, vs. New York, July 1, 2008
13	Jessica Moore, vs. Detroit, June 7, 2006
14	Latasha Byears, vs. Phoenix, June 25, 2002
	Lynn Pride, at Phoenix, August 8, 2003

Steals

Most steals, career

710	Alana Beard
492	Lisa Leslie
440	DeLisha Milton-Jones
420	Candace Parker
386	Nneka Ogwumike

Highest average, steals per game, career
(Minimum 100 games)

1.7	Alana Beard (710/419)
1.6	Nneka Ogwumike (386/249)
1.3	Candace Parker (420/315)

Most steals, season

67	Lisa Leslie, 2005
66	Alana Beard, 2012
63	Nneka Ogwumike, 2017
60	Nneka Ogwumike, 2019

Highest average, steals per game, season (qualifiers)

2.08	Alana Beard, 2017 (71/34)
2.00	Alana Beard, 2012 (66/33)
1.97	Lisa Leslie, 2005 (67/34)
1.85	Nneka Ogwumike (63/34)

Most steals, game

7	Armintie Herrington, at Washington, June 1, 2014 (3 ot)
6	Many times

Blocked Shots

Most blocked shots, career

822	Lisa Leslie
518	Candace Parker
245	DeLisha Milton-Jones

Highest average, blocked shots per game, career
(Minimum: 100 games)

2.26	Lisa Leslie (822/363)
1.64	Candace Parker (518/315)
0.88	Chiney Ogwumike (112/127)

Most blocked shots, season

98	Lisa Leslie, 2004
97	Lisa Leslie, 2008
90	Lisa Leslie, 2002

Highest average, blocked shots per game, season (qualifiers)

2.94	Lisa Leslie, 2008 (97/34)
2.90	Lisa Leslie, 2002 (90/31)
2.88	Lisa Leslie, 2004 (98/34)

Most blocked shots, game

10	Lisa Leslie, vs. Detroit, September 9, 2004
9	Candace Parker, vs. Tulsa, June 20, 2012
8	Lisa Leslie, vs. Sacramento, August 28, 2008
	Lisa Leslie, vs. Minnesota, September 1, 2008

Turnovers

Most turnovers, career

1,193	Lisa Leslie
854	Alana Beard
833	Candace Parker
832	DeLisha Milton-Jones

Most turnovers, season

126	Lisa Leslie, 2006
124	Kristi Toliver, 2012
119	Lisa Leslie, 2008

Most turnovers, game

14	Kristi Toliver, vs. Tulsa, May 29, 2012
9	Nikki Teasley, vs. Phoenix, July 15, 2003 (2 ot)
	Nikki Teasley, vs. Connecticut, June 14, 2004 (ot)
	Lisa Leslie, at Houston, July 25, 2006
	Lisa Leslie, at Chicago, June 3, 2008 (ot)
	DeLisha Milton-Jones, at Minnesota, June 10, 2009
	Betty Lennox, at Seattle, July 22, 2009 (3 ot)
	Candace Parker, vs. Las Vegas, June 27, 2019
8	By many

SPARKS LEADERBOARD (Regular Season)

Games Played

1.	Lisa Leslie	363
2.	DeLisha Milton-Jones	344
3.	Mwadi Mabika	319
4.	Candace Parker	315
5.	Jantel Lavender	265
6.	Tamecka Dixon	263
7.	Nneka Ogumike	249
8.	Alana Beard	226
9.	Kristi Toliver	222
10.	Christi Thomas	144

Three-Point Field Goals Made

1.	Mwadi Mabika	398
2.	Kristi Toliver	376
3.	Candace Parker	240
4.	Nikki Teasley	207
5.	DeLisha Milton-Jones	202
6.	Chelsea Gray	155
7.	Tina Thompson	152
8.	Lisa Leslie	122
8.	Riquna Williams	122
10.	Tamecka Dixon	112

Games Started

1.	Lisa Leslie	363
2.	DeLisha Milton-Jones	344
3.	Mwadi Mabika	319
4.	Candace Parker	315

Three-Point Field Goals Attempted

1.	Mwadi Mabika	1209
2.	Kristi Toliver	936
3.	Candace Parker	720
4.	DeLisha Milton-Jones	597
5.	Nikki Teasley	524
6.	Tina Thompson	430
7.	Lisa Leslie	386
8.	Chelsea Gray	384
9.	Tamecka Dixon	352
10.	Riquna Williams	340

Minutes Played

1.	Lisa Leslie	11634
2.	DeLisha Milton-Jones	10385
3.	Mwadi Mabika	9836

Field Goals Made

1.	Lisa Leslie	2332
2.	Candace Parker	2012
3.	Nneka Ogumike	1585
4.	DeLisha Milton-Jones	1509
5.	Mwadi Mabika	1224
6.	Tamecka Dixon	1047
7.	Jantel Lavender	987
8.	Kristi Toliver	985
9.	Alana Beard	659
10.	Chelsea Gray	636

Three-Point Field Goal Percentage (Min. 100 made)

1.	Chelsea Gray	.404
2.	Kristi Toliver	.402
3.	Nikki Teasley	.395
4.	Riquna Williams	.359
5.	Tina Thompson	.353
6.	DeLisha Milton-Jones	.338
7.	Candace Parker	.333
8.	Mwadi Mabika	.329
9.	Tamecka Dixon	.318
10.	Lisa Leslie	.316

Field Goals Attempted

1.	Lisa Leslie	4961
2.	Candace Parker	4191
3.	DeLisha Milton-Jones	3290
4.	Mwadi Mabika	3159
5.	Nneka Ogumike	2874
6.	Tamecka Dixon	2451
7.	Kristi Toliver	2193
8.	Jantel Lavender	1938
9.	Alana Beard	1442
10.	Chelsea Gray	1371

Free Throws Made

1.	Lisa Leslie	1477
2.	Candace Parker	1096
3.	Nneka Ogumike	836
4.	DeLisha Milton-Jones	798
5.	Mwadi Mabika	634
6.	Tamecka Dixon	568
7.	Kristi Toliver	479
8.	Jantel Lavender	281
9.	Chelsea Gray	267
10.	Tina Thompson	235

Field Goal Percentage (Min. 400 Made)

1.	Nneka Ogumike	.551
2.	Jantel Lavender	.509
3.	Candace Parker	.480
4.	Lisa Leslie	.470
5.	Chelsea Gray	.464
6.	DeLisha Milton-Jones	.459
7.	Alana Beard	.457
8.	Kristi Toliver	.449
9.	Tamecka Dixon	.427
10.	Mwadi Mabika	.387

Free Throws Attempted

1.	Lisa Leslie	2125
2.	Candace Parker	1437
3.	DeLisha Milton-Jones	1010
4.	Nneka Ogwumike	1000
5.	Mwadi Mabika	791
6.	Tamecka Dixon	709
7.	Kristi Toliver	547
8.	Jantel Lavender	345
9.	Chelsea Gray	317
10.	Alana Beard	289

Assists

1.	Candace Parker	1230
2.	Alana Beard	1061
3.	Lisa Leslie	874
4.	Tamecka Dixon	769
5.	Mwadi Mabika	761
6.	Kristi Toliver	755
7.	Chelsea Gray	691
8.	DeLisha Milton-Jones	683
9.	Nikki Teasley	631
10.	Nneka Ogwumike	467

Free Throw Percentage (Min. 200 made)

1.	Kristi Toliver	.876
2.	Tina Thompson	.861
3.	Chelsea Gray	.842
4.	Nneka Ogwumike	.836
5.	Juan Dixon	.822
5.	Chamique Holdsclaw	.822
7.	Nikki Teasley	.821
8.	Jantel Lavender	.814
9.	Mwadi Mabika	.802
10.	Tamecka Dixon	.801

Steals

1.	Lisa Leslie	492
2.	DeLisha Milton-Jones	440
3.	Candace Parker	420
4.	Nneka Ogwumike	386
5.	Mwadi Mabika	360
6.	Alana Beard	346
7.	Tamecka Dixon	280
8.	Kristi Toliver	208
9.	Chelsea Gray	183
10.	Nikki Teasley	129

Offensive Rebounds

1.	Lisa Leslie	882
2.	DeLisha Milton-Jones	597
3.	Nneka Ogwumike	567
4.	Candace Parker	506
5.	Jantel Lavender	372
6.	Mwadi Mabika	306
7.	Tamecka Dixon	220
8.	Christi Thomas	190
9.	Tina Thompson	159
10.	Latasha Byears	157

Turnovers

1.	Lisa Leslie	1193
2.	Candace Parker	833
3.	DeLisha Milton-Jones	832
4.	Tamecka Dixon	547
5.	Mwadi Mabika	525
6.	Kristi Toliver	459
7.	Nneka Ogwumike	439
8.	Jantel Lavender	351
9.	Nikki Teasley	326
10.	Alana Beard	321

Defensive Rebounds

1.	Lisa Leslie	2425
2.	Candace Parker	2182
3.	Nneka Ogwumike	1367
4.	DeLisha Milton-Jones	1285
5.	Mwadi Mabika	984
6.	Jantel Lavender	845
7.	Tamecka Dixon	568
8.	Alana Beard	483
9.	Kristi Toliver	419
10.	Tina Thompson	402

Personal Fouls

1.	Lisa Leslie	1397
2.	DeLisha Milton-Jones	1125
3.	Mwadi Mabika	905
4.	Nneka Ogwumike	719
5.	Candace Parker	641
6.	Tamecka Dixon	639
7.	Alana Beard	563
8.	Kristi Toliver	480
9.	Christi Thomas	414
10.	Jantel Lavender	401

Total Rebounds

1.	Lisa Leslie	3307
2.	Candace Parker	2688
3.	Nneka Ogwumike	1934
4.	DeLisha Milton-Jones	1882
5.	Mwadi Mabika	1290
6.	Jantel Lavender	1217
7.	Tamecka Dixon	788
8.	Alana Beard	618
9.	Christi Thomas	586
10.	Tina Thompson	561

Points

1.	Lisa Leslie	6263
2.	Candace Parker	4001
3.	Nneka Ogwumike	2507
4.	DeLisha Milton-Jones	4018
5.	Mwadi Mabika	3480
6.	Kristi Toliver	2825
7.	Tamecka Dixon	2774
8.	Jantel Lavender	2267
9.	Chelsea Gray	1694
10.	Alana Beard	1204



PLAYOFF RECORD BOOK

TEAM RECORDS (PLAYOFFS)

Scoring

Most points, playoff game

103	vs. Utah, August 24, 2012
101	at San Antonio, September 29, 2012
101	vs. Phoenix, August 13, 2000

Field Goals

Most field goals, playoff game

39	vs. Minnesota, October 14, 2016
38	vs. Utah, August 24, 2002
37	vs. Chicago, September 28, 2016 at San Antonio, September 29, 2012 vs. Phoenix, September 23, 2009 vs. Sacramento, August 27, 2001 vs. Seattle, September 15, 2019

Field Goal Attempts

Most field-goal attempts, playoff game

78	vs. Phoenix, September 23, 2009
76	vs. Seattle, September 15, 2019
75	at Phoenix, September 21, 2013 vs. Minnesota, October 7, 2012 vs. Seattle, September 22, 2019

Three-Point Field Goals

Most three-point field goals, playoff game

11	vs. Utah, August 24, 2002
10	vs. Chicago, September 30, 2016
9	vs. Chicago, October 4, 2016
9	vs. Phoenix, August 13, 2000

Three-Point Field Goal Attempts

Most three-point field goal attempts, playoff game

33	at Chicago, October 2, 2016
27	vs. Seattle, September 15, 2019
25	vs. Houston, August 20, 2000

Free Throws Made

Most free throws made, playoff game

28	at Chicago, October 4, 2016
26	vs. San Antonio, September 27, 2012
25	vs. Seattle, September 16, 2009
24	vs. Phoenix, August 13, 2000

Free Throw Attempts

Most free throw attempts, playoff game

33	at Utah, August 22, 2002
33	vs. Phoenix, August 13, 2000
32	vs. San Antonio, September 27, 2012

Rebounds

Most rebounds, playoff game

44	vs. Sacramento, August 27, 2001
43	at Phoenix, September 25, 2009
42	at Chicago, October 2, 2016

Offensive Rebounds

Most offensive rebounds, playoff game

18	vs. Minnesota, October 7, 2012
17	at Seattle, September 18, 2009
17	at Seattle, August 18, 2006

Defensive Rebounds

Most defensive rebounds, playoff game

33	vs. Sacramento, August 27, 2001
31	vs. Houston, August 20, 2001
30	at Phoenix, September 26, 2009
30	at Seattle, August 15, 2002

Assists

Most assists, playoff game

31	vs. Utah, August 24, 2002
27	vs. San Antonio, September 25, 2008
26	vs. Chicago, September 30, 2016
26	vs. Sacramento, September 7, 2003

Steals

Most steals, playoff game

15	vs. Minnesota, August 30, 2003
15	vs. Sacramento, August 24, 1999
14	vs. Sacramento, September 7, 2003

Blocks

Most blocks, playoff game

13	vs. Sacramento, August 27, 2001
11	vs. Sacramento, August 24, 1999
10	at Seattle, September 21, 2008
10	at Utah, August 22, 2002
10	vs. Charlotte, September 1, 2001

Turnovers

Most turnovers, playoff game

25	at Houston, August 17, 2000
21	vs. Sacramento, September 28, 2004
20	at Seattle, September 21, 2008
20	vs. Seattle, September 19, 2008
20	vs. Sacramento, August 26, 2001

INDIVIDUAL RECORDS (PLAYOFFS)

Scoring

Most points, playoff game

35	Lisa Leslie, vs. Sacramento, August 27, 2001
33	Candace Parker, vs. Minnesota, October 7, 2012
32	Candace Parker, at San Antonio, September 29, 2012

Field Goals

Most field goals, playoff game

15	Lisa Leslie, vs. Sacramento, August 27, 2001
14	Candace Parker, vs. Minnesota, October 7, 2012
13	Candace Parker, at Phoenix, September 21, 2013

Field Goal Attempts

Most field-goal attempts, playoff game

24	Candace Parker, at Phoenix, September 21, 2013
23	Kristi Toliver, vs. Phoenix, September 23, 2013
22	Candace Parker, vs. Minnesota, October 20, 2016
22	Candace Parker, vs. Minnesota, October 7, 2012
22	Lisa Leslie, vs. Sacramento, August 27, 2001

Three-Point Field Goals

Most three-point field goals, playoff game

7	Mwadi Mabika, at Houston, August 17, 2000
6	Mwadi Mabika, at Sacramento, August 24, 2006
4	Many times. Most recently: Chelsea Gray vs. Seattle, September 15, 2019

Three-Point Field Goal Attempts

Most three-point field goal attempts, playoff game

12	Kristi Toliver, at Chicago, October 2, 2016
11	Mwadi Mabika, at Houston, August 17, 2000
10	Mwadi Mabika, at Seattle, August 18, 2006
10	Nikki Teasley, vs. Detroit, September 12, 2003

Free Throws Made

Most free throws made, playoff game

14	Candace Parker, at Chicago, October 4, 2016
10	Kristi Toliver, vs. Seattle, September 27, 2012
10	Lisa Leslie, vs. Houston, August 20, 2001

Free Throw Attempts

Most free throw attempts, playoff game

15	Candace Parker, at Chicago, October 4, 2016
12	Lisa Leslie, vs. Houston, August 20, 2001
11	Candace Parker, vs. Chicago, September 30, 2016

Rebounds

Most rebounds, playoff game

18	Candace Parker, at Phoenix, September 25, 2009
18	Lisa Leslie, vs. Houston, August 20, 2001
17	Candace Parker, at San Antonio, September 27, 2008

Offensive Rebounds

Most offensive rebounds, playoff game

8	Lisa Leslie, at Seattle, September 18, 2009
8	Candace Parker, at San Antonio, September 27, 2008
7	Lisa Leslie, vs. Sacramento, August 27, 2001

Defensive Rebounds

Most defensive rebounds, playoff game

13	Candace Parker, at Phoenix, September 25, 2009
12	Lisa Leslie, vs. Houston, September 27, 2008
11	Candace Parker, at Chicago, October 2, 2016
11	Candace Parker, vs. Chicago, September 30, 2016
11	Lisa Leslie, vs. Sacramento, September 28, 2004
11	Lisa Leslie, at Detroit, September 14, 2003

Assists

Most assists, playoff game

11	Nikki Teasley, vs. Detroit, September 12, 2003
11	Nikki Teasley, vs. New York, August 31, 2002
11	Nikki Teasley, at New York, August 29, 2002

Steals

Most steals, playoff game

6	Tamecka Dixon, vs. Minnesota, August 30, 2003
6	Mwadi Mabika, vs. Sacramento, August 24, 1999
5	Kristi Toliver, at Chicago, October 4, 2016

Blocks

Most blocks, playoff game

7	Lisa Leslie, at Utah, August 22, 2002
7	Lisa Leslie, vs. Charlotte, September 1, 2001
7	Lisa Leslie, vs. Sacramento, August 27, 2001
6	Candace Parker, at Connecticut, September 17, 2019

Turnovers

Most turnovers, playoff game

8	Lisa Leslie, vs. Seattle, September 19, 2008
7	Nneka Ogwumike, at Chicago, October 4, 2016
7	Kristi Toliver, at San Antonio, September 29, 2012
7	Mwadi Mabika, at Minnesota, August 28, 2003

WNBA TEAM INDEX (PLAYOFFS)

* - Defunct franchise

WNBA Championship

Houston Comets*	4
Minnesota Lynx	4
Los Angeles Sparks	3
Tulsa Shock/Detroit Shock/Dallas Wings	3
Seattle Storm	3
Phoenix Mercury	3
Washington Mystics	1
Indiana Fever	1
Sacramento Monarchs*	1

Playoff Appearances

Los Angeles Sparks	19
New York Liberty	15
Seattle Storm	14
Phoenix Mercury	14
Indiana Fever	13
Orlando Miracle/Connecticut Sun	12
Washington Mystics	12
Detroit Shock/Tulsa Shock/Dallas Wings	11
Minnesota Lynx	11
Utah Starzz/S.A Silver Stars/S.A Stars/Las Vegas Aces	10
Houston Comets*	9
Sacramento Monarchs*	9
Atlanta Dream	8
Charlotte Sting*	6
Cleveland Rockers*	4
Chicago Sky	4
Miami Sol*	1
Portland Fire*	0

Games

Los Angeles Sparks	87
Phoenix Mercury	66
Indiana Fever	68
New York Liberty	63
Minnesota Lynx	61
Detroit Shock/Tulsa Shock/Dallas Wings	52
Orlando Miracle/Connecticut Sun	50
Seattle Storm	43
Sacramento Monarchs*	43
Washington Mystics	38
Houston Comets*	34
Utah Starzz/S.A Silver Stars/S.A Stars/Las Vegas Aces	33
Atlanta Dream	33
Charlotte Sting*	19
Chicago Sky	19
Cleveland Rockers*	15
Miami Sol*	3
Portland Fire*	0

Wins

Los Angeles Sparks	46
Minnesota Lynx	41
Phoenix Mercury	36
Indiana Fever	35
Detroit Shock/Tulsa Shock/Dallas Wings	30
New York Liberty	27
Orlando Miracle/Connecticut Sun	26
Sacramento Monarchs*	24
Seattle Storm	20
Houston Comets*	20
Atlanta Dream	15
Washington Mystics	12
Utah Starzz/S.A Silver Stars/S.A Stars/Las Vegas Aces	10
Chicago Sky	7
Charlotte Sting*	6
Cleveland Rockers*	6
Miami Sol*	1
Portland Fire*	0

Losses

Los Angeles Sparks	41
New York Liberty	36
Indiana Fever	33
Phoenix Mercury	30
Washington Mystics	23
Seattle Storm	23
Utah Starzz/S.A Silver Stars/S.A Stars/Las Vegas Aces	23
Orlando Miracle/Connecticut Sun	23
Detroit Shock/Tulsa Shock/Dallas Wings	22
Minnesota Lynx	20
Sacramento Monarchs*	19
Atlanta Dream	18
Houston Comets*	14
Charlotte Sting*	13
Chicago Sky	12
Cleveland Rockers*	9
Miami Sol*	2
Portland Fire*	0



**Detroit Shock/Tusla Shock/
Dallas Wings (1-2)**

9/12/03	Det	W	75-63	1-0
9/14/03	@Det	L	61-62	1-1
9/16/03	@Det	L	78-83	1-2



Chicago Sky (3-1)

9/28/16	Chi	W	95-75	1-0
9/30/16	Chi	W	99-84	2-0
10/2/16	@Chi	L	66-70	2-1
10/4/16	@Chi	W	95-75	3-1



Minnesota Lynx (9-10)

8/28/03	@Min	L	72-74	0-1
8/30/03	Min	W	80-69	1-1
9/1/03	Min	W	74-64	2-1
10/4/12	@Min	L	77-94	2-2
10/7/12	Min	L	79-80	2-3
9/18/15	Min	L	65-67	2-4
9/20/15	Min	W	81-71	3-4
9/22/15	Min	L	80-91	3-5
10/9/16	@Min	W	78-76	4-5
10/11/16	@Min	L	60-79	4-6
10/14/16	Min	W	92-75	5-6
10/16/16	Min	L	79-85	5-7
10/20/16	@Min	W	77-76	6-7
9/24/17	@Min	W	85-84	7-7
9/26/17	@Min	L	68-70	7-8
9/29/17	Min	W	75-64	8-8
10/1/17	Min	L	69-80	8-9
10/4/17	@Min	L	76-85	8-10
8/21/18	Min	W	75-68	9-10



New York Liberty (2-0)

8/29/02	@NY	W	71-63	1-0
8/31/02	NY	W	69-66	2-0



**Utah Starzz/
San Antonio Silver Stars/
San Antonio Stars/ Las Vegas Aces
(5-2)**

8/22/02	@Uta	W	75-67	1-0
8/24/02	Uta	W	103-77	2-0
9/25/08	SA	W	85-70	3-0
9/27/08	@SA	L	66-67	3-1
9/28/08	@SA	L	72-76	3-2
9/27/12	SA	W	93-86	4-2
9/29/12	@SA	W	101-94	5-2



Phoenix Mercury (7-6)

8/11/00	@Pho	W	86-71	1-0
8/13/00	Pho	W	101-76	2-0
9/23/09	Pho	L	94-103	2-1
9/25/09	@Pho	W	87-76	3-1
9/26/09	@Pho	L	74-85	3-2
9/19/13	Pho	L	75-86	3-3
9/21/13	@Pho	W	82-73	4-3
9/23/13	Pho	L	77-78	4-4
8/22/14	@Pho	L	72-75	4-5
8/24/14	Pho	L	68-93	4-6
9/12/17	Pho	W	79-66	5-6
9/14/17	Pho	W	86-72	6-6
9/17/17	@Pho	W	89-87	7-6



Sacramento Monarchs (6-8)

8/24/99	Sac	W	71-58	1-0
8/24/01	@Sac	W	74-73	2-0
8/26/01	Sac	L	60-80	2-1
8/27/01	@Sac	W	93-62	3-1
9/5/03	@Sac	L	69-77	3-2
9/7/03	Sac	W	79-54	4-2
9/8/03	Sac	W	66-63	5-2
9/24/04	@Sac	L	52-72	5-3
9/26/04	Sac	W	71-57	6-3
9/28/04	Sac	L	58-73	6-4
8/31/05	Sac	L	72-75	6-5
9/2/05	@Sac	L	63-81	6-6
8/24/06	@Sac	L	61-64	6-7
8/26/06	Sac	L	58-72	6-8



Seattle Storm (8-5)

8/15/02	@Sea	W	78-61	1-0
8/17/02	Sea	W	69-59	2-0
8/18/06	@Sea	L	72-84	2-1
8/20/06	Sea	W	78-70	3-1
8/22/06	Sea	W	68-63	4-1
9/19/08	Sea	W	77-69	5-1
9/21/08	@Sea	L	50-64	5-2
9/23/08	@Sea	W	71-64	6-2
9/16/09	Sea	W	70-63	7-2
9/18/09	@Sea	L	74-75	7-3
9/20/09	@Sea	W	75-64	8-3
8/25/10	@Sea	L	66-79	8-4
8/28/10	Sea	L	66-81	8-5
9/15/19	Sea	W	92-69	9-5



Washington Mystics (0-1)

8/23/18	Wsh	L	64-96	0-1
---------	-----	---	-------	-----



Connecticut Sun (0-3)

9/17/19	@Con	L	75-84	0-1
9/19/19	@Con	L	68-94	0-2
9/22/19	Con	L	56-78	0-3

YEAR-BY-YEAR (PLAYOFFS)

2019 WNBA Second Round vs. Seattle Storm; (Won 1-0)

Date	Opp.	W/L	High Scoring	High Rebounds	High Assists	Opp. Scoring	Atten.
9/15/19	Sea	W, 92-69	Gray - 21	Parker - 10	Gray - 8	Howard - 20	9,081

WNBA Semi-Finals vs. Connecticut Sun; (Lost 0-3)

Date	Opp.	W/L	High Scoring	High Rebounds	High Assists	Opp. Scoring	Atten.
9/17/19	Con	L, 75-84	Parker - 24	Parker/ N. Ogwumike - 10	Gray - 4	Thomas - 22	7,102
9/19/19	Con	L, 68-94	N. Ogwumike - 18	N. Ogwumike - 7	Gray - 5	Jones - 27	8,051
9/22/19	@Con	L, 56-78	N. Ogwumike - 17	N. Ogwumike/Brown - 6	Gray - 4	Thomas - 29	4,000

Two Rounds, Four Games Played; 1-3

Player	G	GS	MPG	FG%	3p%	FT%	OFF	DEF	TOT	APG	SPG	BPG	TO	PF	PPG
Nneka Ogumike	4	4	29.3	.592	.400	.857	2.3	5.0	7.3	1.8	1.3	0.5	2.0	1.3	18.0
Candace Parker	4	4	23.5	.545	.333	.333	0.8	5.3	6.0	3.5	1.0	2.0	1.8	1.8	10.5
Chelsea Gray	4	4	32.5	.367	.333	.667	0.3	2.8	3.0	5.3	1.3	0.3	2.8	2.0	10.5
Riquna Williams	4	4	23.8	.282	.227	.250	0.3	2.8	3.0	0.8	1.0	0.0	1.0	2.8	7.0
Chiney Ogumike	4	0	16.8	.500	--	.857	1.8	1.5	3.3	0.8	0.8	0.5	0.8	2.8	6.0
Alana Beard	4	0	16.3	.412	.000	.000	0.3	1.3	1.5	0.0	1.0	0.5	1.0	1.0	3.5
Tierra Ruffin-Pratt	4	4	18.0	.280	.182	.857	0.8	1.0	1.8	2.0	0.5	0.8	0.3	2.5	5.5
Sydney Weise	4	0	18.8	.278	.250	1.00	0.0	1.5	1.5	1.0	0.5	0.0	0.8	0.3	4.3
Kalani Brown	3	0	5.7	1.00	--	.500	0.0	2.0	2.0	0.3	0.0	0.3	0.7	0.3	4.3
Alexis Jones	3	0	9.3	.375	.333	.750	0.0	1.0	1.0	0.7	0.3	0.0	0.0	0.0	3.3
Marina Mabrey	3	0	5.3	.333	.500	--	0.3	0.7	1.0	0.7	0.0	0.0	0.0	0.7	1.7
Maria Vadeeva	3	0	8.3	.100	.000	--	0.3	2.0	2.3	0.7	0.0	1.0	0.0	1.0	0.7
Team Averages	--	--	40	.417	.259	.712	6.8	25.3	32.0	16.8	7.5	5.5	12.8	15.8	72.8
Opponents	--	--	40	.428	.337	.719	10.0	28.8	38.8	21.8	8.0	3.3	13.5	16.8	81.3

2018 WNBA First Round vs. Minnesota Lynx; (Won 1-0)

Date	Opp.	W/L	High Scoring	High Rebounds	High Assists	Opp. Scoring	Atten.
8/21/18	Min	W, 75-68	Gray - 26	Parker - 6	Gray - 6	Fowles - 18	8,598

2018 WNBA Second Round vs Washington Mystics; (Lost 0-1)

Date	Opp.	W/L	High Scoring	High Rebounds	High Assists	Opp. Scoring	Atten.
8/23/18	Was	L, 64-96	Parker - 16	Parker - 8	Multiple - 3	Donne - 19	3,548

Two Rounds, Two Games Played; 1-1

Player	G	GS	MPG	FG%	3p%	FT%	OFF	DEF	TO	APG	SPG	BPG	TO	PF	PPG
Chelsea Gray	2	2	31.5	.393	.429	.833	0.0	4.0	4.0	4.5	0.0	0.5	2.0	1.5	16.5
Nneka Ogumike	2	2	34.0	.400	0.0	.733	1.5	2.5	4.0	1.5	1.5	0.5	2.5	4.0	13.5
Riquna Williams	2	2	25.0	.381	.250	1.00	0.5	1.5	2.0	0.5	1.5	1.0	1.5	1.5	10.5
Candace Parker	2	2	30.5	.364	.250	1.00	2.0	5.0	7.0	3.0	2.5	0.0	2.5	2.0	9.0
Jantel Lavender	2	0	16.0	.500	.500	0.0	1.0	2.0	3.0	0.5	0.0	1.0	1.0	0.5	5.5
Alana Beard	2	2	26.5	.444	0.0	1.00	1.5	1.5	3.0	1.5	1.5	0.0	1.5	2.5	5.0
Odyssey Sims	2	0	14.5	.375	.500	1.00	0.0	2.5	2.5	1.5	1.0	0.0	0.0	0.5	4.5
Essence Carson	2	0	18.0	.231	.143	.500	0.5	1.5	2.0	2.0	0.5	0.5	0.5	0.5	4.0
Maria Vadeeva	1	0	3.0	1.00	0.0	0.0	0.0	0.0	0.0	0.0	0.0	0.0	0.0	0.0	2.0
Sydney Weise	1	0	3.0	0.0	0.0	0.0	0.0	0.0	0.0	0.0	0.0	0.0	0.0	0.0	0.0
Karlie Samuelson	1	0	3.0	0.0	0.0	0.0	1.0	1.0	0.0	0.0	0.0	0.0	0.0	0.0	0.0
Team Averages	--	--	40.0	.386	.317	.800	7.0	21.0	11.5	15.0	8.5	3.5	11.5	13.0	69.5
Opponents	--	--	40.0	.516	.342	.792	6.5	27.5	13.5	22.0	7.0	4.0	13.5	16.0	82.0

2017 WNBA Semi-Finals vs. Phoenix Mercury; (Won 3-0)

Date	Opp.	W/L	High Scoring	High Rebounds	High Assists	Opp. Scoring	Atten.
9/12/17	Pho	W, 79-66	Ogwumike - 19	Ogwumike - 9	Gray - 6	Mitchell - 19	7,963
9/14/17	Pho	W, 86-72	Parker - 24	Parker - 13	Parker/Gray - 6	Taurasi - 21	4,023
9/17/17	@Pho	W, 89-87	Sims - 22	Ogwumike - 12	Parker - 11	Taurasi - 22	12,043

WNBA Finals vs. Minnesota Lynx; (Lost 2-3)

Date	Opp.	W/L	High Scoring	High Rebounds	High Assists	Opp. Scoring	Atten.
9/24/17	@Min	W, 85-84	Gray - 27	Parker - 12	Gray - 6	Moore - 27	11,823
9/26/17	@Min	L, 68-70	Parker - 17	Ogwumike - 13	Parker - 6	Whalen - 14	11,434
9/29/17	Min	W, 75-64	Sims/Ogwumike - 16	Ogwumike - 10	Gray - 7	Moore - 16	13,500
10/1/17	Min	L, 69-80	Sims - 18	Ogwumike/Parker - 8	Gray - 9	Fowles - 22	13,500
10/4/17	@Min	W, 76-85	Parker - 19	Parker - 15	Gray - 8	Moore - 18	14,632

Two Rounds, Eight Games Played; 5-3

Player	G	GS	MPG	FG%	3p%	FT%	OFF	DEF	TOT	APG	SPG	BPG	TO	PF	PPG
Candace Parker	8	8	34.0	.426	.243	.895	1.1	8.0	9.1	5.1	2.5	2.0	3.3	4.0	16.9
Odyssey Sims	8	8	34.5	.442	.346	.929	1.0	1.4	2.4	3.6	1.4	0.0	3.1	2.5	15.9
Chelsea Gray	8	8	35.3	.461	.333	.778	0.3	3.1	3.4	6.8	1.4	0.3	2.8	2.1	15.1
Nneka Ogumike	8	8	31.3	.482	.100	.744	2.5	6.3	8.8	1.5	2.1	0.1	1.8	4.0	14.0
Alana Beard	8	8	32.3	.510	0.00	.500	0.9	0.9	3.6	0.9	1.6	0.3	1.3	3.1	7.0
Jantel Lavender	8	0	14.0	.436	.125	1.00	1.0	1.9	2.9	0.5	0.4	0.0	0.5	2.0	4.8
Essence Carson	8	0	12.4	.400	0.00	.714	0.4	0.8	1.1	0.4	0.6	0.3	0.3	0.9	3.1
Riquna Williams	7	0	5.1	.267	0.00	.667	0.1	0.0	0.1	0.1	0.3	0.0	0.0	0.6	1.9
Sandrine Gruda	1	0	0.31	0.00	.143	0.00	0.0	0.0	0.0	0.0	0.0	0.0	0.0	0.0	0.0
Sydney Weise	1	0	0.31	0.00	0.00	0.00	0.0	0.0	0.0	0.0	0.0	0.0	0.0	0.0	0.0
Tiffany Jackson-Jones	1	0	0.16	0.00	0.00	0.00	0.0	0.0	0.0	0.0	0.0	0.0	0.0	0.0	0.0
Maimouna Diarra	0	0	0.0	0.00	.000	.000	0.0	0.0	0.0	0.0	0.0	0.0	0.0	0.0	0.0
Team Averages	8	40	200	.448	.263	.813	7.3	24.1	38.6	18.9	10.2	2.9	14.3	19.3	78.4
Opponents	8	40	200	.445	.395	.748	8.3	26.6	41.3	16.9	7.1	3.8	16.0	19.8	76.0

2016 WNBA Semi-Finals vs. Chicago Sky; (Won 3-1)

Date	Opp.	W/L	High Scoring	High Rebounds	High Assists	Opp. Scoring	Atten.
9/28/16	Chi	W, 95-75	Parker - 30	Ogwumike - 10	Ogwumike - 6	Faulkner - 13	3,894
9/30/16	Chi	W, 99-84	Parker, Lavender - 20	Parker - 12	Parker - 8	Dos Santos - 15	7,855
10/2/16	@Chi	L, 66-70	Ogwumike - 22	Parker - 15	Parker - 6	Vandersloot - 17	5,018
10/4/16	@Chi	W, 95-75	Parker - 29	Ogwumike - 9	Gray - 7	Pondexter - 19	3,841

WNBA Finals vs. Minnesota Lynx; (Won 3-2) WNBA CHAMPIONS

Date	Opp.	W/L	High Scoring	High Rebounds	High Assists	Opp. Scoring	Atten.
10/9/16	@Min	W, 78-76	Ogwumike, Toliver - 19	Ogwumike, Parker - 9	Gray - 4	Moore, Augustus - 18	12,113 (sellout)
10/11/16	@Min	L, 60-79	Ogwumike - 14	Ogwumike - 12	Ogwumike, Beard - 5	Moore - 21	12,832 (sellout)
10/14/16	Min	W, 92-75	Parker - 24	Ogwumike, Parker - 9	Beard - 7	Brunson, Fowles - 14	8,093
10/16/16	Min	L, 79-85	Gray - 20	Ogwumike - 8	Beard - 4	Moore - 31	12,885
10/20/16	@Min	W, 77-76	Parker - 28	Ogwumike, Parker - 12	Beard - 6	Moore - 23	19,423(sellout)

Two Rounds, Nine Games Played; 6-3

Player	G	GS	MPG	FG%	3p%	FT%	OFF	DEF	TOT	APG	SPG	BPG	TO	PF	PPG
Candace Parker	9	9	33.0	.469	.313	.778	2.0	6.7	8.7	3.2	1.7	1.9	2.7	2.1	19.3
Nneka Ogumike	9	9	31.3	.625	.222	.763	3.1	6.2	9.3	2.6	2.0	1.1	2.9	4.2	17.9
Kristi Toliver	9	9	32.2	.405	.414	.852	0.2	1.8	2.0	3.0	1.4	0.1	1.4	2.3	12.8
Chelsea Gray	9	0	22.1	.406	.391	.833	0.2	1.4	1.7	2.8	1.1	0.0	2.4	1.8	9.0
Alana Beard	9	9	31.1	.456	.500	.778	1.2	2.6	3.8	3.7	1.1	0.4	1.2	2.6	8.0
Jantel Lavender	9	0	15.6	.607	0.00	0.00	0.8	1.6	2.3	1.0	0.0	0.1	0.2	1.4	7.6
Essence Carson	9	9	25.2	.333	.258	.500	0.8	1.6	2.3	1.2	0.4	0.1	1.2	1.8	6.7
Ann Wauters	2	0	2.5	.500	0.00	0.00	0.5	0.5	1.0	0.0	0.0	0.5	0.5	1.0	1.0
Jelena Dubljevic	2	0	3.0	.500	0.00	0.00	0.0	0.0	0.0	0.0	0.0	0.0	0.0	0.0	1.0
Ana Dabovic	6	0	8.0	.071	.143	1.00	0.3	0.0	0.3	2.0	0.2	0.0	0.7	1.2	0.8
Sandrine Gruda	6	0	2.8	0.00	0.00	.500	0.5	0.3	0.8	0.0	0.2	0.0	0.2	0.5	0.2
Evgenila Belyakova	3	0	2.7	0.00	0.00	0.00	0.0	0.3	0.3	0.0	0.0	0.3	0.7	0.3	0.0
Team Averages	9	45	200	.465	.337	.788	9.0	22.2	31.2	18.8	8.0	4.0	13.7	17.7	82.3
Opponents	9	45	200	.445	.233	.825	10.6	23.4	34.0	19.0	8.2	3.4	13.8	17.4	77.2

2015 Conference Semi-Finals vs. Minnesota Lynx; (Lost 1-2)

Date	Opp.	W/L	High Scoring	High Rebounds	High Assists	Opp. Scoring	Atten.
9/18/15	@ Min	L, 65-67	Parker - 16	Parker - 9	Parker - 4	Moore - 33	8,333
9/20/15	Min	W, 81-71	Parker - 25	Parker - 10	Dabovic - 7	Moore - 27	3,112
9/22/15	@ Min	L, 80-91	Parker - 28	Parker - 13	2 Tied - 4	Moore - 20	9,014

One Round, Two Games Played; 1-2

Player	G	GS	MPG	FG%	3p%	FT%	OFF	DEF	TOT	APG	SPG	BPG	TO	PF	PPG
Candace Parker	3	3	38.3	.418	.389	.842	2.0	8.7	10.7	4.7	2.33	1.33	3.67	2.00	23.0
Nneka Ogumike	3	3	30.4	.600	.000	.833	2.0	2.3	4.3	2.0	1.00	0.33	2.33	3.67	11.7
Ana Dabovic	3	0	19.4	.500	.714	.714	0.3	1.3	1.7	3.7	0.33	0.00	0.33	4.33	11.7
Jantel Lavender	3	3	34.3	.577	1.000	.600	2.3	4.3	6.7	1.0	0.67	0.33	1.67	1.67	11.3
Kristi Toliver	3	3	29.3	.367	.385	.750	0.3	1.3	2.7	3.0	1.00	0.00	2.00	2.00	10.0
Alana Beard	3	3	35.0	.333	.000	.750	1.7	2.7	4.3	1.7	1.67	0.67	3.33	3.33	6.3
Temeka Johnson	3	0	12.1	.250	.000	.000	0.0	2.0	2.0	1.7	0.67	0.00	1.33	1.33	1.3
Farhiya Abdi		DNP													
Crystal Bradford		DNP													
Jennifer Hamson		DNP													
Michelle Snow		DNP													
Erin Phillips		DNP													
Team Averages	3	15	200	.447	.400	.741	8.7	22.7	39.0	17.7	7.67	2.67	14.00	18.67	75.3
Opponents	3	15	200	.434	.314	.818	10.0	23.7	40.0	16.7	9.00	4.33	12.67	18.33	75.3

2014 Conference Semi-Finals vs. Phoenix Mercury; (Lost 0-2)

Date	Opp.	W/L	High Scoring	High Rebounds	High Assists	Opp. Scoring	Atten.
8/22/14	@ Pho	L, 72-75	Parker - 22	2 Tied - 7	2 Tied - 4	Taurasi - 34	11,591
8/24/14	Pho	L, 68-93	Parker - 21	Ogumike - 6	Toliver - 9	Griner - 21	7,449

One Round, Two Games Played; 0-2

Player	G	GS	MPG	FG%	3p%	FT%	OFF	DEF	TOT	APG	SPG	BPG	TO	PF	PPG
Candace Parker	2	2	36.3	.543	.250	.444	0.5	5.5	6.0	3.5	1.50	2.50	4.50	3.00	21.5
Nneka Ogumike	2	2	29.9	.667	.000	1.000	1.0	5.0	6.0	1.0	0.50	0.00	3.00	3.00	13.0
Kristi Toliver	2	2	32.3	.409	.111	.667	0.0	1.5	1.5	6.5	0.50	0.00	2.00	4.00	10.5
Alana Beard	2	2	23.9	.375	.000	.000	1.0	3.5	4.5	1.0	1.00	0.00	0.00	4.00	6.0
Jantel Lavender	2	2	20.4	.429	.000	.000	2.0	2.5	4.5	1.5	0.50	0.00	0.50	2.50	6.0
Sandrine Gruda	2	0	22.1	.333	.000	.167	1.5	3.0	4.5	1.0	0.50	2.00	1.00	1.00	5.5
Lindsey Harding	2	0	9.8	.500	.000	.667	0.0	0.5	0.5	2.0	1.00	0.00	0.00	0.00	4.0
Armintie Herrington	2	0	14.6	.667	.000	1.000	0.5	0.5	1.0	1.0	1.00	0.50	2.00	1.50	2.5
Farhiya Abdi	1	0	4.1	1.000	.000	.000	0.0	0.0	0.0	0.0	0.00	1.00	0.00	0.00	2.0
Nikki Greene	1	0	3.0	.000	.000	.000	0.0	1.0	1.0	0.0	0.00	0.00	0.00	1.00	0.0
Candice Wiggins	2	0	7.3	.000	.000	.000	0.0	0.5	0.5	0.0	0.50	0.00	0.00	1.00	0.0
Team Averages	2	10	200	.469	.111	.533	6.5	23.0	29.5	17.5	7.00	5.50	14.50	20.50	70.0
Opponents	2	10	200	.477	.364	.865	4.5	25.5	30.0	16.5	8.00	3.50	13.00	17.00	84.0

2013 Conference Semi-Finals vs. Phoenix Mercury; (Lost 1-2)

Date	Opp.	W/L	High Scoring	High Rebounds	High Assists	Opp. Scoring	Atten.
9/19/13	Pho	L, 75-86	Parker - 28	Ogwumike - 14	Harding - 5	Taurasi - 30	8,500
9/21/13	@ Pho	W, 82-73	Parker - 31	2 Tied - 11	Harding - 4	Taurasi - 20	11,110
9/23/13	Pho	L, 77-78	Toliver - 22	Ogwumike - 10	2 Tied - 3	Dupree - 22	9,321

One Round, Three Games Played; 1-2

Player	G	GS	MPG	FG%	3p%	FT%	OFF	DEF	TOT	APG	SPG	BPG	TO	PF	PPG
Candace Parker	3	3	37.2	.542	.000	.684	3.0	5.7	8.7	1.3	1.00	1.00	2.00	1.70	25.7
Nneka Ogumike	3	3	30.2	.419	.000	.909	4.0	7.7	11.7	1.0	0.67	0.00	2.00	3.30	12.0
Lindsey Harding	3	3	32.9	.333	.000	.765	1.0	2.0	3.0	3.3	0.33	0.00	2.33	2.00	11.7
Kristi Toliver	3	3	30.4	.289	.063	1.000	1.7	2.3	4.0	3.0	2.00	0.33	1.67	2.70	10.7
Alana Beard	3	3	30.9	.407	.000	1.000	1.7	2.7	4.3	0.3	1.00	0.67	1.67	2.00	9.0
Jantel Lavender	3	0	11.6	.714	.000	.500	1.0	1.3	2.3	0.0	0.00	0.00	0.00	1.30	3.7
Marissa Coleman	3	0	16.8	.273	.000	.667	0.3	1.0	1.3	1.0	1.33	0.33	1.67	0.30	3.3
Jenna O'Hea	2	0	11.9	.333	.250	.500	0.0	1.0	1.0	1.0	0.50	0.00	1.00	1.00	3.0
A'dia Mathies	1	0	3.2	.000	.000	.000	0.0	0.0	0.0	0.0	0.00	0.00	0.00	1.00	0.0
Ebony Hoffman	1	0	3.0	.000	.000	.000	0.0	0.0	0.0	0.0	0.00	0.00	1.00	1.00	0.0
Team Averages	3	15	200	.411	.054	.776	12.7	23.3	36.0	10.7	6.7	2.3	12.3	14.7	78.0
Opponents	3	15	200	.468	.195	.796	8.7	22.7	31.3	18.0	6.0	3.0	13.0	19.7	79.0

2012 Conference Semi-Finals vs. San Antonio Silver Stars; (Won 2-0)

Date	Opp.	W/L	High Scoring	High Rebounds	High Assists	Opp. Scoring	Atten.
9/27/12	SA	W, 93-86	Toliver - 29	Parker - 9	Beard - 3	Hammon - 19	5,013
9/29/12	@ SA	W, 101-94	Parker - 32	Parker - 9	Parker - 6	Young - 28	5,293

Conference Finals vs. Minnesota Lynx; (Lost 0-2)

Date	Opp.	W/L	High Scoring	High Rebounds	High Assists	Opp. Scoring	Atten.
10/4/12	@ Min	L, 77-94	Parker - 25	Parker - 11	Parker - 4	Moore - 20	8,513
10/7/12	Min	L, 79-80	Parker - 33	Parker - 15	Beard - 7	Augustus - 21	10,791

Two Rounds, Four Games Played; 2-2

Player	G	GS	MPG	FG%	3p%	FT%	OFF	DEF	TOT	APG	SPG	BPG	TO	PF	PPG
Candace Parker	4	4	36.0	.573	.500	.875	3.0	8.0	11.0	4.3	1.00	1.75	2.00	1.50	28.8
Kristi Toliver	4	4	34.3	.527	.417	.850	0.5	2.5	3.0	1.8	0.75	0.25	3.75	2.00	20.0
Alana Beard	4	4	34.0	.491	.000	.588	0.3	2.0	2.3	3.5	1.75	0.25	2.50	2.80	16.5
Nneka Ogumike	4	4	25.8	.552	.000	.400	1.8	3.5	5.3	0.5	1.00	0.75	1.25	3.50	9.0
DeLisha Milton-Jones	4	4	25.3	.375	.500	.778	2.5	1.0	3.5	1.8	1.00	0.50	2.25	2.30	5.5
Jenna O'Hea	4	0	17.8	.250	.200	1.000	0.3	1.5	1.8	1.3	0.25	0.00	1.25	1.80	2.3
Nicky Anosike	3	0	6.3	.375	.000	.500	0.7	1.0	1.7	0.7	0.33	0.00	1.00	0.70	2.3
Marissa Coleman	4	0	7.8	.333	.333	1.000	0.3	0.5	0.8	0.3	0.25	0.00	0.00	0.50	2.0
Jantel Lavender	4	0	10.0	.750	.000	.500	0.8	1.5	2.3	0.5	0.00	0.00	0.75	1.00	1.8
April Sykes	1	0	7.0	.000	.000	.000	1.0	1.0	2.0	0.0	0.00	0.00	0.00	0.00	0.0
Ebony Hoffman	2	0	5.0	.000	.000	.000	0.0	0.5	0.5	0.0	0.00	0.00	0.50	0.00	0.0
Team Averages	4	20	200.0	.508	.358	.744	10.0	21.8	31.8	14.3	6.2	3.5	14.8	15.8	87.5
Opponents	4	20	200.0	.467	.361	.863	12.3	17.8	30.0	19.0	8.5	2.0	11.5	18.3	88.5

2010 Conference Semi-Finals vs. Seattle Storm; (Lost 0-2)

Date	Opp.	W/L	High Scoring	High Rebounds	High Assists	Opp. Scoring	Atten.
8/25/10	@ Sea	L, 66-79	Ferdinand-Harris - 18	Milton-Jones - 8	Toliver - 5	Cash - 20	10,589
8/28/10	Sea	L, 66-81	Thompson - 18	Milton-Jones - 9	Thompson - 5	Jackson - 24	8,326

One Round, Two Games Played; 0-2

Player	G	GS	MPG	FG%	3p%	FT%	OFF	DEF	TOT	APG	SPG	BPG	TO	PF	PPG
Tina Thompson	2	2	39.0	.333	.286	1.000	1.0	5.0	6.0	3.0	1.50	2.00	1.50	1.50	17.0
Marie Ferdinand-Harris	2	2	32.5	.391	.429	1.000	1.0	1.0	2.0	0.5	1.50	0.00	1.00	3.00	12.5
DeLisha Milton-Jones	2	2	35.5	.360	1.000	.500	4.5	4.0	8.5	1.0	0.50	0.50	2.50	4.00	10.5
Noelle Quinn	2	2	34.0	.368	.500	1.000	0.5	3.5	4.0	0.5	1.00	0.00	1.50	3.50	9.5
Kristi Toliver	2	0	22.5	.545	.600	1.000	0.0	0.0	0.0	4.0	0.50	0.00	3.00	0.50	8.0
Ticha Penicheiro	2	2	29.5	.455	.000	1.000	1.0	1.5	2.5	2.5	2.50	0.00	3.00	0.50	6.0
Lindsay Wisdom-Hylton	2	0	6.0	.667	.000	.500	0.5	2.0	2.5	0.0	0.00	0.00	0.00	0.50	2.5
Andrea Riley	1	0	2.0	.000	.000	.000	0.0	1.0	1.0	0.0	0.00	0.00	0.00	0.00	0.0
Team Averages	2	10	200.0	.390	.444	.889	8.5	17.5	26.0	11.5	7.5	2.5	13.5	13.5	66.0
Opponents	2	10	200.0	.517	.500	.808	7.0	25.5	32.5	21.0	6.0	3.5	15.5	15.0	80.0

2009 Conference Semi-Finals vs. Seattle Storm; (Won 2-1)

Date	Opp.	W/L	High Scoring	High Rebounds	High Assists	Opp. Scoring	Atten.
9/16/09	Sea	W, 70-63	Thompson - 16	2 Tied - 10	Harrower - 5	Cash - 24	7,919
9/18/09	@ Sea	L, 74-75	Lennox - 17	Leslie - 14	Quinn - 5	Cash - 18	8,854
9/20/09	@Sea	W, 75-64	Parker - 22	Milton - Jones - 9	Quinn - 7	Cash - 21	8,159

Conference Finals Vs. Phoenix Mercury; (Lost 1-2)

Date	Opp.	W/L	High Scoring	High Rebounds	High Assists	Opp. Scoring	Atten.
9/23/09	Pho	L, 94-103	Parker - 28	Parker - 10	Thompson - 5	Taurasi - 28	6,389
9/25/09	@ Pho	W, 87-76	Parker - 24	Parker - 18	Quinn - 4	Taurasi - 25	7,628
9/26/09	@ Pho	L, 74-85	Leslie - 22	Thompson - 11	2 Tied - 3	Taurasi - 21	7,226

Two Rounds, Six Games Played; 3-3

Player	G	GS	MPG	FG%	3p%	FT%	OFF	DEF	TOT	APG	SPG	BPG	TO	PF	PPG
Candace Parker	6	6	35.2	.535	.250	.705	3.5	7.2	10.7	1.7	0.83	1.83	1.67	3.80	18.0
Lisa Leslie	6	6	34.7	.452	.000	.615	3.2	6.0	9.2	2.0	1.33	1.50	2.17	4.30	16.7
Tina Thompson	6	6	36.3	.378	.462	.958	2.7	4.3	7.0	2.8	0.83	0.67	2.50	2.70	15.2
Betty Lennox	6	0	21.3	.414	.440	1.000	0.3	2.7	3.0	1.5	0.83	0.00	1.83	1.80	12.3
DeLisha Milton-Jones	6	6	31.7	.351	.308	.625	2.7	3.2	5.8	2.5	1.67	0.17	2.17	2.30	9.0
Noelle Quinn	6	4	26.3	.263	.100	1.000	0.8	2.3	3.2	3.8	1.17	0.50	3.17	1.70	4.8
Kristi Harrower	5	2	11.8	.500	.333	.000	0.0	0.2	0.2	2.2	0.40	0.00	0.80	0.20	2.6
Marie Ferdinand-Harris	2	0	7.0	.250	.500	1.000	0.5	0.5	1.0	0.0	0.50	0.00	0.00	1.00	2.5
Vanessa Hayden	1	0	2.0	.000	.000	.000	0.0	0.0	0.0	0.0	0.00	0.00	0.00	0.00	0.0
Shannon Bobbitt	3	0	3.7	.000	.000	.000	0.0	0.3	0.3	0.0	0.00	0.00	0.33	1.00	0.0
Lindsay Wisdom-Hylton	2	0	1.5	.000	.000	.000	0.0	0.5	0.5	0.5	0.00	0.00	0.00	0.00	0.0
Team Averages	6	30	200.0	.410	.365	.764	13.3	26.3	39.7	16.3	7.2	4.7	14.7	17.7	79.0
Opponents	6	30	200.0	.413	.374	.831	6.3	20.3	26.7	15.7	7.8	3.5	13.3	23.8	77.7

2008 Conference Semi-Finals vs. Seattle Storm; (Won 2-1)

Date	Opp.	W/L	High Scoring	High Rebounds	High Assists	Opp. Scoring	Atten.
9/19/08	Sea	W, 77-69	3 Tied - 11	Leslie - 11	Parker - 7	Bird - 23	9,601
9/21/08	@ Sea	L, 50-64	2 Tied - 11	Leslie - 11	2 Tied - 3	Bird - 20	8,230
9/23/08	@ Sea	W, 71-64	Parker - 20	Milton-Jones - 8	Parker - 4	Wright - 20	7,805

Conference Finals vs. San Antonio Silver Stars; (Lost 1-2)

Date	Opp.	W/L	High Scoring	High Rebounds	High Assists	Opp. Scoring	Atten.
9/25/08	SA	W, 85-70	Leslie - 22	Parker - 12	Johnson - 8	Wauters - 18	7,102
9/27/08	@ SA	L, 66-67	Parker - 19	Parker - 17	Bobbitt - 4	Young - 21	7,715
9/28/08	@ SA	L, 72-76	2 Tied - 16	Milton-Jones - 10	Parker - 5	Hammon - 35	7,111

Two Rounds, Six Games Played; 3-3

Player	G	GS	MPG	FG%	3p%	FT%	OFF	DEF	TOT	APG	SPG	BPG	TO	PF	PPG
Candace Parker	6	6	36.5	.459	.000	.759	3.3	6.5	9.8	3.8	1.50	2.17	2.83	2.70	15.0
Lisa Leslie	6	6	32.0	.516	.500	.625	2.0	6.8	8.8	2.2	1.17	2.83	4.33	4.80	13.8
DeLisha Milton-Jones	6	6	34.3	.407	.357	.733	2.3	3.7	6.0	1.8	1.33	0.67	2.17	3.80	10.7
Temeka Johnson	6	0	19.2	.455	.286	.857	0.5	1.8	2.3	3.5	1.00	0.17	2.17	1.70	8.0
Marie Ferdinand-Harris	6	0	18.5	.385	.364	.917	0.8	1.7	2.5	1.8	0.33	0.00	1.33	1.30	7.5
Raffaella Masciadri	5	3	16.4	.444	.467	.600	0.2	0.2	0.4	0.4	0.40	0.60	0.20	1.60	6.8
Shannon Bobbitt	6	6	21.2	.250	.316	.250	0.5	1.0	1.5	3.0	0.83	0.00	1.33	3.20	4.5
Kiesha Brown	4	3	8.0	.429	.333	1.000	0.3	0.0	0.3	0.5	0.00	0.00	0.25	0.30	3.5
Sidney Spencer	5	0	9.6	.250	.000	1.000	0.8	1.0	1.8	0.2	0.00	0.20	0.60	1.00	1.4
Jessica Moore	6	0	8.7	.333	.000	1.000	0.0	0.8	0.8	0.5	0.00	0.00	0.50	1.30	1.3
Murriel Page	5	0	3.0	.000	.000	.500	0.0	0.0	0.0	0.2	0.00	0.20	0.00	0.40	0.2
Margo Dydek	1	0	1.0	.000	.000	.000	0.0	1.0	1.0	0.0	0.00	0.00	0.00	0.00	0.0
Team Averages	6	30	200.0	.417	.325	.725	10.5	23.5	34.0	17.7	6.5	6.7	16.7	21.5	70.2
Opponents	6	30	200.0	.402	.353	.820	6.7	20.2	26.8	12.5	8.3	3.0	14.8	17.7	68.3

2006 Conference Semi-Finals vs. Seattle Storm; (Won 2-1)

Date	Opp.	W/L	High Scoring	High Rebounds	High Assists	Opp. Scoring	Atten.
8/18/06	@ Sea	L, 72-84	Leslie - 15	Holdslaw - 9	2 Tied - 4	Jackson - 22	9,481
8/20/06	Sea	W, 78-70	Leslie - 17	Mabika - 7	T. Moore - 6	Lennox - 19	6,304
8/22/06	Sea	W, 68-63	2 Tied - 14	Leslie - 8	Johnson - 6	Jackson - 19	8,259

Conference Finals vs. Sacramento Monarchs; (Lost 0-2)

Date	Opp.	W/L	High Scoring	High Rebounds	High Assists	Opp. Scoring	Atten.
8/24/06	@ Sac	L, 61-64	Mabika - 23	Leslie - 11	Johnson - 5	Griffith - 18	9,285
8/26/06	Sac	L, 58-72	T. Moore - 16	Leslie - 4	Johnson - 4	Griffith - 15	6,852

Two Rounds, Five Games Played; 2-3

Player	G	GS	MPG	FG%	3p%	FT%	OFF	DEF	TOT	APG	SPG	BPG	TO	PF	PPG
Mwadi Mabika	5	4	28.0	.388	.433	.706	1.4	2.6	4.0	2.0	1.40	0.00	1.60	4.20	15.4
Lisa Leslie	5	5	32.6	.308	.333	.759	2.4	4.8	7.2	1.8	0.80	1.60	3.40	4.00	12.6
Temeka Johnson	5	5	28.0	.417	.200	.833	0.6	1.2	1.8	4.8	1.60	0.00	2.00	2.40	9.2
Tamara Moore	4	4	21.8	.526	.667	.636	0.8	2.3	3.0	2.8	0.75	0.25	2.00	1.80	7.8
Christi Thomas	5	0	21.4	.545	.667	.800	0.2	3.0	3.2	0.8	0.60	1.20	0.20	2.60	6.0
Murriel Page	5	1	23.6	.310	.500	.818	2.0	2.6	4.6	0.6	0.60	0.40	0.40	2.20	5.6
Jessica Moore	5	5	17.8	.500	.000	1.000	1.0	2.2	3.2	1.0	0.40	0.00	0.60	2.80	4.8
Chamique Holdslaw	3	1	15.0	.333	.500	.000	1.3	2.3	3.7	1.3	0.33	0.67	1.00	1.00	4.3
Lisa Willis	5	0	13.0	.273	.250	.500	1.2	1.4	2.6	1.4	0.20	0.00	0.60	0.80	3.2
Doneeka Lewis	5	0	8.0	.308	.200	.000	0.6	0.4	1.0	1.2	0.20	0.00	0.60	0.60	1.8
Tiffany Stansbury	2	0	3.5	.000	.000	.000	0.0	0.5	0.5	0.5	0.00	0.50	0.00	0.50	0.0
Team Averages	5	25	200.0	.382	.397	.747	10.8	21.6	32.4	16.8	6.6	4.0	12.2	21.8	67.4
Opponents	5	25	200.0	.386	.302	.756	10.0	22.6	32.6	16.4	6.0	4.0	13.4	15.4	70.6

2005 Conference Semi-Finals vs. Sacramento Monarchs; (Lost 0-2)

Date	Opp.	W/L	High Scoring	High Rebounds	High Assists	Opp. Scoring	Atten.
8/31/05	Sac	L, 72-75	Holdsclaw - 24	Leslie - 5	Teasley - 9	2 Tied - 18	6,760
9/2/05	@ Sac	L, 63-81	Whitmore - 15	Leslie - 8	Teasley - 5	2 Tied - 13	10,193

One Round, Two Games Played; 0-2

Player	G	GS	MPG	FG%	3p%	FT%	OFF	DEF	TOT	APG	SPG	BPG	TO	PF	PPG
Chamique Holdsclaw	2	2	39.0	.519	1.000	.400	1.5	3.5	5.0	1.0	2.00	0.00	3.00	3.00	15.5
Raffaella Masciadri	2	1	23.5	.471	.400	1.000	1.0	0.5	1.5	2.0	0.50	0.00	0.50	3.00	12.0
Nikki Teasley	2	1	30.5	.333	.182	.667	1.0	1.5	2.5	7.0	1.50	0.00	1.50	2.00	11.0
Lisa Leslie	2	2	33.5	.357	.000	.615	2.0	4.5	6.5	3.5	2.50	1.50	1.00	4.00	9.0
Tamika Whitmore	2	2	24.0	.429	1.000	.625	1.0	0.5	1.5	0.5	0.50	0.00	3.50	3.50	9.0
Christi Thomas	2	0	19.0	.750	1.000	1.000	0.5	0.5	1.0	1.0	0.00	1.00	1.00	3.50	4.0
Laura Macchi	2	0	4.5	.500	1.000	1.000	0.0	0.0	0.0	0.0	0.00	0.00	0.00	0.50	3.5
Mwadi Mabika	1	1	11.0	.250	.000	.000	0.0	0.0	0.0	0.0	0.00	0.00	2.00	0.00	2.0
Doneeka Lewis	2	0	6.5	.500	.500	.000	0.0	0.5	0.5	1.0	0.50	0.00	1.00	0.00	1.5
Tamecka Dixon	2	1	6.0	.500	.000	.000	0.0	0.5	0.5	1.0	0.50	0.00	0.50	2.00	1.0
Edniesha Curry	2	0	8.0	.000	.000	.000	0.0	0.5	0.5	0.5	0.50	0.00	2.50	1.50	0.0
Team Averages	2	10	200.0	.436	.367	.667	7.0	12.5	19.5	17.5	8.5	2.5	15.5	23.0	67.5
Opponents	2	10	200.0	.519	.409	.673	7.5	24.0	31.5	19.0	6.0	2.5	15.5	20.5	78.0

2004 Conference Semi-Finals vs. Sacramento Monarchs; (Lost 1-2)

Date	Opp.	W/L	High Scoring	High Rebounds	High Assists	Opp. Scoring	Atten.
9/24/04	@ Sac	L, 52-72	Mabika - 15	Thomas - 9	Teasley - 6	Smith - 21	8,426
9/26/04	Sac	W, 71-57	Mabika - 22	Dixon - 9	Dixon - 5	Smith - 15	7,471
9/28/04	Sac	L, 58-73	Mabika - 19	Leslie - 12	Teasley - 6	3 Tied - 17	7,008

One Round, Three Games Played; 1-2

Player	G	GS	MPG	FG%	3p%	FT%	OFF	DEF	TOT	APG	SPG	BPG	TO	PF	PPG
Mwadi Mabika	3	3	35.7	.370	.350	.938	1.0	1.7	2.7	3.3	2.33	0.00	2.00	3.30	18.7
Lisa Leslie	3	3	36.7	.452	.000	.750	1.3	7.3	8.7	0.7	0.33	2.67	2.67	3.30	11.3
Tamecka Dixon	3	3	33.3	.400	.000	.875	1.3	4.3	5.7	3.0	0.67	0.00	3.33	4.00	10.3
Christi Thomas	3	3	33.3	.545	.000	.000	3.7	4.0	7.7	0.7	0.33	0.33	0.67	4.70	8.0
Nikki Teasley	3	3	29.3	.263	.333	1.000	0.3	0.7	1.0	5.3	0.67	0.33	4.67	3.30	6.3
Tamika Whitmore	3	0	13.0	.400	.000	1.000	0.0	2.0	2.0	0.3	0.00	0.00	1.00	1.30	3.3
Laura Macchi	1	0	15.0	.167	.000	.000	1.0	3.0	4.0	1.0	1.00	0.00	3.00	4.00	2.0
Doneeka Lewis	3	0	9.7	.400	1.000	.000	0.0	1.3	1.3	1.3	0.33	0.00	1.00	0.00	1.7
Raffaella Masciadri	1	0	2.0	.000	.000	.000	0.0	0.0	0.0	0.0	0.00	0.00	0.00	1.00	0.0
Teresa Weatherspoon	2	0	5.0	.000	.000	.000	0.5	0.5	1.0	0.5	0.50	0.00	1.50	0.50	0.0
Team Averages	3	15	200.0	.394	.325	.895	8.3	22.7	31.0	15.3	5.3	3.3	17.3	22.0	60.3
Opponents	3	15	200.0	.398	.268	.729	11.7	22.0	33.7	16.0	10.0	4.7	12.7	15.0	67.3

2003 Conference Semi-Finals vs. Seattle Storm; (Won 2-1)

Date	Opp.	W/L	High Scoring	High Rebounds	High Assists	Opp. Scoring	Atten.
8/28/03	@ Min	L, 72-74	Leslie - 24	2 Tied - 7	Dixon - 5	Smith - 23	3,622
8/30/03	Min	W, 80-69	Leslie - 20	Milton-Jones - 10	Teasley - 8	Smith - 18	8,128
9/1/03	Min	W, 74-64	Leslie - 22	2 Tied - 7	Teasley - 8	Raymond - 17	6,920

Conference Finals vs. Sacramento Monarchs; (Won 2-1)

Date	Opp.	W/L	High Scoring	High Rebounds	High Assists	Opp. Scoring	Atten.
9/5/03	@ Sac	L, 69-77	Leslie - 25	2 Tied - 7	Teasley - 8	Griffith - 17	13,986
9/7/03	Sac	W, 79-54	Mabika - 24	Teasley - 8	Teasley - 10	Smith - 15	7,982
9/8/03	Sac	W, 66-63	Leslie - 26	Leslie - 7	Teasley - 10	Walker - 16	6,955

Finals Vs. Detroit Shock; (Lost 1-2)

Date	Opp.	W/L	High Scoring	High Rebounds	High Assists	Opp. Scoring	Atten.
9/12/03	Det	W, 75-63	Leslie - 23	Leslie - 12	Teasley - 11	Cash - 16	10,264
9/14/03	@ Det	L, 61-62	2 Tied - 18	Leslie - 15	Teasley - 6	Holland-Corn - 16	17,846
9/16/03	@ Det	L, 78-83	Mabika - 29	Leslie - 11	Teasley - 7	Riley - 27	22,076

Three Rounds, Nine Games Played; 5-4

Player	G	GS	MPG	FG%	3p%	FT%	OFF	DEF	TOT	APG	SPG	BPG	TO	PF	PPG
Lisa Leslie	9	9	36.3	.540	.333	.704	2.4	6.4	8.9	2.6	1.33	3.11	2.67	4.30	20.8
DeLisha Milton-Jones	9	9	37.6	.443	.556	.771	2.2	4.1	6.3	2.8	1.89	1.44	2.22	4.40	14.6
Mwadi Mabika	9	9	38.2	.438	.353	.846	1.1	4.4	5.6	2.3	1.56	0.22	2.22	3.20	14.3
Tamecka Dixon	9	9	35.1	.426	.333	.963	0.9	2.3	3.2	3.2	1.56	0.22	1.22	3.00	12.2
Nikki Teasley	9	9	34.7	.328	.222	.800	1.2	3.2	4.4	7.9	1.33	0.00	3.00	2.60	7.8
Vanessa Nygaard	5	0	4.8	.600	1.000	.000	0.6	0.4	1.0	0.0	0.20	0.20	0.20	0.20	1.6
Nicky McCrimmon	7	0	7.7	.222	.167	.000	0.0	0.6	0.6	1.0	0.29	0.00	0.57	0.70	1.3
Sophia Witherspoon	5	0	2.8	.200	.000	.750	0.0	0.4	0.4	0.0	0.20	0.00	0.40	0.20	1.0
Lynn Pride	6	0	6.0	.333	.000	1.000	1.0	0.5	1.5	0.2	0.33	0.17	0.50	1.70	0.8
Jennifer Gillom	6	0	3.7	.000	.000	.000	0.0	0.2	0.2	0.0	0.17	0.17	0.00	0.80	0.0
Shaquala Williams	4	0	3.3	.000	.000	.000	0.0	0.0	0.0	0.0	0.00	0.00	0.00	0.50	0.0
Team Averages	9	45	200.0	.436	.325	.792	8.9	21.9	30.8	19.7	8.4	5.3	12.9	20.2	72.7
Opponents	9	45	200.0	.392	.333	.801	9.2	21.2	30.4	16.8	7.0	3.9	13.9	16.7	67.7

2001 Conference Semi-Finals vs. Houston Comets; (Won 2-0)

Date	Opp.	W/L	High Scoring	High Rebounds	High Assists	Opp. Scoring	Atten.
8/18/01	@ Hou	W, 64-59	Leslie - 19	Leslie - 11	Figgs - 4	Lassiter - 17	9,756
8/20/01	Hou	W, 70-58	Leslie - 28	Leslie - 18	Figgs - 9	Arcaïn - 18	8,730

Conference Finals vs. Sacramento Monarchs; (Won 2-1)

Date	Opp.	W/L	High Scoring	High Rebounds	High Assists	Opp. Scoring	Atten.
8/24/01	@ Sac	W, 74-73	2 Tied - 15	Leslie - 10	2 Tied - 6	Griffith - 18	8,502
8/26/01	Sac	L, 60-80	Leslie - 13	Mabika - 11	Figgs - 6	Griffith - 24	11,972
8/27/01	Sac	W, 93-62	Leslie - 35	Leslie - 16	Figgs - 10	Holland-Corn - 12	7,174

Finals vs. Charlotte Sting; (Won 2-0, WNBA Champions)

Date	Opp.	W/L	High Scoring	High Rebounds	High Assists	Opp. Scoring	Atten.
8/30/01	@ Cha	W, 75-66	Leslie - 24	2 Tied - 8	Milton-Jones - 5	Stinson - 18	16,132
9/1/01	Cha	W, 82-54	Leslie - 24	Leslie - 13	Dixon - 7	Sutton-Brown - 12	13,141

Three Rounds, Seven Games Played; 6-1, WNBA Champions

Player	G	GS	MPG	FG%	3p%	FT%	OFF	DEF	TOT	APG	SPG	BPG	TO	PF	PPG
Lisa Leslie	7	7	37.1	.492	.429	.740	4.0	8.3	12.3	3.0	1.71	4.43	3.71	3.10	22.3
Tamecka Dixon	7	7	36.1	.482	.462	.818	0.7	1.7	2.4	4.1	1.29	0.29	2.86	2.00	13.6
DeLisha Milton-Jones	7	7	32.3	.547	.375	.684	1.7	4.6	6.3	2.9	1.00	1.43	1.57	3.10	12.3
Mwadi Mabika	7	7	33.0	.318	.250	.786	0.9	5.7	6.6	2.4	1.00	0.86	1.43	3.00	9.0
Ukari Figgs	7	7	34.1	.340	.278	.750	0.4	1.7	2.1	5.9	0.57	0.57	0.86	2.00	8.3
Latasha Byears	7	0	14.6	.500	.000	.643	2.1	1.9	4.0	0.3	0.43	0.57	0.71	2.30	6.4
Rhonda Mapp	5	0	5.4	.333	.000	.000	0.2	1.2	1.4	0.6	0.00	0.00	0.40	1.00	1.2
Vedrana Grgin-Fonseca	4	0	1.8	.333	.000	1.000	0.0	0.3	0.3	0.0	0.00	0.00	0.00	0.00	1.0
Nicky McCrimmon	7	0	5.9	.500	1.000	.500	0.0	0.6	0.6	0.9	0.71	0.00	0.57	0.70	0.7
Wendi Willits	4	0	2.3	.000	.000	.000	0.3	0.0	0.3	0.3	0.00	0.00	0.25	0.00	0.0
Nicole Levandusky	3	0	1.7	.000	.000	.000	0.0	0.0	0.0	0.0	0.00	0.00	0.00	0.00	0.0
Team Averages	7	35	200.0	.444	.300	.731	10.1	25.4	35.6	20.0	6.7	8.1	12.3	17.0	74.0
Opponents	7	35	200.0	.386	.331	.756	8.3	20.3	28.6	15.3	5.9	4.9	12.4	18.0	64.6

2000 Conference Semi-Finals vs. Phoenix Mercury; (Won 2-0)

Date	Opp.	W/L	High Scoring	High Rebounds	High Assists	Opp. Scoring	Atten.
8/11/00	@ Pho	W, 86-71	Leslie - 20	Leslie - 11	Dixon - 5	Reed - 17	6,167
8/13/00	Pho	W, 101-76	Leslie - 29	2 Tied - 8	Dixon - 7	Gillom - 16	9,811

Conference Finals vs. Houston Comets; (Lost 0-2)

Date	Opp.	W/L	High Scoring	High Rebounds	High Assists	Opp. Scoring	Atten.
8/17/00	@ Hou	L, 56-77	Mabika - 21	Leslie - 8	2 Tied - 4	Swoopes - 22	14,597
8/20/00	Hou	L, 69-74	Mabika - 19	Leslie - 14	2 Tied - 5	Cooper - 29	13,884

Two Rounds, Four Games Played; 2-2

Player	G	GS	MPG	FG%	3p%	FT%	OFF	DEF	TOT	APG	SPG	BPG	TO	PF	PPG
Lisa Leslie	4	4	34.8	.491	.000	.826	2.5	7.8	10.3	2.0	0.25	1.25	3.25	3.50	18.8
Mwadi Mabika	4	4	34.0	.543	.531	.750	1.5	3.8	5.3	1.0	1.50	1.00	1.25	3.50	17.5
DeLisha Milton-Jones	4	4	34.0	.541	.000	.833	2.8	2.8	5.5	3.0	1.50	0.50	2.50	3.50	12.5
Tamecka Dixon	4	4	31.8	.370	.500	.889	1.0	1.8	2.8	4.0	0.75	0.00	2.00	3.00	11.8
Ukari Figgs	4	4	26.5	.304	.364	1.000	1.5	2.5	4.0	4.8	0.50	0.00	2.75	2.50	6.0
Allison Feaster	4	0	11.0	.313	.231	1.000	0.8	1.5	2.3	0.8	0.50	0.25	1.25	2.80	3.8
Clarisse Machanguana	4	0	11.8	.500	.000	.667	1.5	1.3	2.8	0.0	0.25	0.25	0.25	1.50	3.0
Nicky McCrimmon	4	0	12.3	.250	.250	.750	0.8	1.0	1.8	2.5	0.25	0.00	1.25	0.50	2.5
La'Keshia Frett	3	0	2.3	.667	.000	.750	0.0	0.0	0.0	0.0	0.00	0.00	0.00	0.00	2.3
Vedrana Grgin-Fonseca	3	0	2.3	.500	.000	.000	0.0	1.0	1.0	0.3	0.33	0.00	0.67	0.00	0.7
Paige Sauer	1	0	2.0	.000	.000	.000	0.0	1.0	1.0	0.0	0.00	0.00	0.00	1.00	0.0
Team Averages	4	20	200.0	.448	.405	.806	12.3	23.3	35.5	18.3	5.8	3.2	15.8	21.0	78.0
Opponents	4	20	200.0	.440	.324	.785	8.3	18.3	26.5	14.8	9.0	3.5	11.5	16.5	74.0

1999 Conference Semi-Finals vs. Sacramento Monarchs; (Won 1-0)

Date	Opp.	W/L	High Scoring	High Rebounds	High Assists	Opp. Scoring	Atten.
8/24/99	Sac	W, 71-58	Leslie - 22	Leslie - 12	Grubin - 9	Bolton - 15	8,569

Conference Finals vs. Houston Comets; (Lost 1-2)

Date	Opp.	W/L	High Scoring	High Rebounds	High Assists	Opp. Scoring	Atten.
8/26/99	Hou	W, 75-60	Leslie - 23	2 Tied - 7	Grubin - 7	Swoopes - 17	10,099
8/29/99	@ Hou	L, 55-83	Leslie - 11	Leslie - 8	Leslie - 4	Cooper - 22	14,883
8/30/99	@ Hou	L, 62-72	Leslie - 20	2 Tied - 7	Mabika - 5	2 Tied - 23	12,673

Two Rounds, Four Games Played; 2-2

Player	G	GS	MPG	FG%	3p%	FT%	OFF	DEF	TOT	APG	SPG	BPG	TO	PF	PPG
Lisa Leslie	4	4	36.3	.483	.308	.778	1.5	7.0	8.5	2.8	1.00	1.50	3.50	3.00	19.0
DeLisha Milton-Jones	4	4	31.8	.450	.000	.429	1.5	3.8	5.3	2.5	1.75	1.50	1.25	3.00	9.8
Mwadi Mabika	4	4	31.8	.378	.176	.000	1.8	2.8	4.5	2.8	3.25	0.25	2.50	5.50	9.3
Gordana Grubin	4	4	29.8	.351	.250	.500	0.8	2.3	3.0	5.8	1.25	0.00	2.00	2.30	7.8
La'Keshia Frett	4	4	30.3	.367	.000	.857	3.0	2.3	5.3	3.3	0.50	0.50	0.75	1.50	7.0
Clarisse Machanguana	1	0	7.0	.667	.000	.000	1.0	1.0	2.0	0.0	0.00	0.00	0.00	1.00	4.0
Tamecka Dixon	4	0	10.5	.350	.000	1.000	1.0	1.0	2.0	1.3	0.75	0.00	1.25	1.00	3.8
Allison Feaster	4	0	8.0	.267	.200	1.000	0.3	0.3	0.5	0.3	0.25	0.00	0.25	0.80	3.5
Penny Toler	4	0	10.5	.333	.000	.500	0.3	1.3	1.5	0.5	0.50	0.00	0.75	1.00	2.5
Nina Bjedov	4	0	8.5	.800	.500	.000	0.5	1.3	1.8	0.0	0.25	0.50	0.50	1.00	2.3
Ukari Figgs	1	0	4.0	.000	.000	.000	1.0	0.0	1.0	0.0	0.00	0.00	0.00	0.00	0.0
Team Averages	4	20	200.0	.407	.232	.711	11.0	22.0	33.0	19.0	9.5	4.2	12.8	19.3	65.8
Opponents	4	20	200.0	.415	.306	.771	8.8	22.8	31.5	13.3	8.0	5.5	14.8	15.0	68.3



OPPONENTS

ATLANTA DREAM

Director of Digital Media & Marketing.....Dan Goldberger
 Email: Dan.Goldberger@Atlantadream.net
 Phone: (404) 920-2544
 Public Relations Manager.....Kelsey Bibik
 Email: Kelsey.Bibik@Atlantadream.net

TV Play-by-Play.....Andy Demetra
 TV Analyst.....Amy Audibert

Owner..... Mary Brock
 Owner.....Kelly Loeffler
 President and General Manager.....Chris Sienko
 CFO.....Tammi Stollberg
 Vice President of Corporate Partnerships..... Jim Pfeifer
 Director of Game Operations.....Brennan Galloway
 Director of Sales.....Anmarie Gengo

Head Coach.....Nicki Collen
 Assistant Coach.....Mike Peterson
 Assistant Coach.....Darius Taylor
 Strength Coach.....Ashley Alexander
 Director of Operations.....Kyra Vida



101 Marietta St., Suite 200
 Atlanta, GA 30303
 (877) 977-7729; Fax: (678) 510-7489
www.atlantadream.net

Dream Franchise Timeline

Atlanta Dream 2008-present

All-Time Record vs. Dream

Overall 12-16
 Home 7-7
 Road 5-9

2017 vs. Dream

5/27 @Atl L 73-75
 6/30 @Atl W 85-76
 9/1 Atl W 81-56

2018 vs. Dream

6/12 Atl W 72-64
 7/24 Atl L 71-81
 8/9 @Atl L 73-79

2019 vs. Dream

7/14 @Atl W 76-71
 7/23 @Atl W 78-66
 9/3 Atl W 70-60

Regular Season Game-By-Game (12-16)

5/25/08	@Atl	W	74-56	1-0
9/11/08	Atl	L	72-83	1-1
8/23/09	@Atl	W	91-87	2-1
9/1/09	Atl	L	79-84	2-2
5/30/10	Atl	L	82-101	2-3
6/27/10	@Atl	L	81-89	2-4
7/28/11	@Atl	L	80-89	2-5
8/16/11	Atl	L	79-84	2-6
6/15/12	@Atl	L	59-92	2-7
7/8/12	Atl	W	79-63	3-7
7/17/13	Atl	W	77-73	4-7
9/2/13	@Atl	L	82-92	4-8
6/3/14	@Atl	L	85-93	4-9
8/8/14	Atl	W	80-77 (OT)	5-9
7/16/15	Atl	L	76-72	5-10
9/9/15	@Atl	L	90-60	5-11
6/30/16	Atl	W	84-75	6-11
7/17/16	@Atl	L	74-91	6-12
9/8/16	Atl	L	81-86	6-13
5/27/17	@Atl	L	73-75	6-14
6/30/17	@Atl	W	85-76	7-14
9/1/17	Atl	W	81-56	8-14
6/12/18	Atl	W	72-64	9-14
7/24/18	Atl	L	71-81	9-15
8/9/18	@Atl	L	73-79	9-16
7/14/19	@Atl	W	76-71	10-16
7/23/19	@Atl	W	78-66	11-16
9/3/19	Atl	W	70-60	12-16

Regular Season Misc. Statistics

Current Streak

Won 3

Current Home Streak

Won 1

Current Road Streak

Won 2

Most Points Scored

91 (8/23/09)

Fewest Points Scored

59 (6/15/12)

Most Points Allowed

101 (5/30/10)

Fewest Points Allowed

56 (5/25/08)

Largest Winning Margin

18 (5/25/08)

Largest Losing Margin

33 (6/15/12)

2019 Sparks Head-to-Head Stats vs. Dream (Won, 3-0)

PLAYER	G-GS	MIN	FG-FGA	PCT	3FG-FGA	PCT	FT-FTA	PCT	OFF	DEF	TOT	AST	PF-DQ	STL	TO	BLK	PTS	AVG
Parker	1-1	30	7-14	0.5	1-4	0.25	6-7	0.857	3	8	11	6	2-1	1	1	2	21	21
N. Ogwumike	2-2	70	18-35	0.514	2-5	0.4	3-5	0.6	7	17	24	7	5-1	5	3	2	41	20.5
Williams	2-2	56	7-14	0.364	5-14	0.357	5-5	1	2	5	7	0	7-1	1	2	1	26	13
C. Ogwumike	3-3	83	13-29	0.448	0-0	---	10-11	0.909	16	16	32	4	15-0	3	6	5	36	12
Gray	3-3	120	15-41	0.366	2-8	0.25	3-3	1	1	10	11	19	2-1	5	8	1	35	11.7
Vadeeva	1-1	14	7-14	0.4	1-1	1	1-2	0.5	4	4	8	1	2-1	1	2	0	10	10
Ruffin-Pratt	3-3	100	7-14	0.4	6-13	0.462	3-4	0.75	4	9	13	9	10-1	1	5	2	29	9.7
Brown	3-1	44	7-14	0.471	0-0	---	1-2	0.5	4	9	13	1	9-1	1	3	3	17	5.7
Beard	1-1	6	7-14	0.5	0-0	---	0-0	---	0	1	1	0	2-1	0	1	1	2	2
Mabrey	3-1	35	0-7	0	0-5	0	4-4	1	0	3	3	2	0-0	1	3	1	4	1.3
Wiese	3-1	50	7-14	0.071	1-10	0.1	0-0	---	0	3	3	2	1-1	5	2	0	3	1
Samuelson	1-1	17	0-2	0	0-2	0	0-0	---	0	2	2	3	2-1	0	0	0	0	0
SPARKS	3	625	85-218	0.39	18-62	0.29	36-43	0.837	41	87	128	54	57-0	24	37	18	224	74.7
DREAM	3	625	74-217	0.341	8-1	0.127	41-51	0.804	35	78	113	42	44-0	18	41	14	197	65.7

CHICAGO SKY

Director of Public Relations and Communications..... Kelly Kane
 Email: kkane@chicagosky.net

TV Play-by-Play..... Lisa Byington
 TV Analyst..... Jordan Cornette

Principal Owner..... Michael Alter
 Owner..... John Rogers
 Owner..... Harvey Alter
 Chairman/Minority Owner..... Margaret Stender
 President & Chief Executive Officer..... Adam Fox
 Chief Financial Officer..... Stephanie Hedrick

Vice President of Ticket Sales..... Anthony Whaley
 Director, Ticket Operations and Database Management..... James Thompson
 Director, Ticket Sales and Programs..... Jordan Mendelson
 Senior Vice President, Marketing Partnerships..... Watchen Nyanue
 Director of Game Operations..... Mark Iralson

General Manager and Head Coach..... James Wade
 Assistant Coach..... Olaf Lange
 Assistant Coach..... Bridget Pettis
 Assistant Coach..... Emre Vatansever
 Strength & Conditioning Coach/Basketball Operations Director..... Ann Crosby



5500 W. Howard St.
 Skokie, IL 60077
 (312) 828-9550; Fax: (312) 828-9979
www.chicagosky.net

Sky Franchise Timeline

Chicago Sky 2006-present

All-Time Record vs. Sky

Overall 24-8
 Home 13-3
 Road 11-5

2017 vs. Sky

6/6 Chi W, 79-70
 7/20 Chi L, 80-82
 8/18 @Chi W, 115-106 (OT)

2018 vs. Sky

6/10 Chi W 77-59
 6/17 @Chi W 81-72
 7/22 @Chi W 93-76

2019 vs. Sky

6/30 Chi W 94-69
 8/11 Chi W 84-81
 8/16 @Chi L 81-91

Regular Season Game-By-Game (24-8)

5/30/06	@Chi	W	64-55	1-0
6/9/06	Chi	W	73-65	2-0
5/22/07	@Chi	W	81-64	3-0
6/1/07	Chi	L	71-74 (OT)	3-1
6/3/08	@Chi	W	81-77 (OT)	4-1
6/18/08	Chi	W	80-67	5-1
7/29/09	@Chi	L	63-75	5-2
8/25/09	Chi	W	75-63	6-2
7/16/10	@Chi	L	68-80	6-3
8/4/10	Chi	W	82-77	7-3
7/30/11	@Chi	W	88-84	8-3
9/10/11	Chi	W	74-67	9-3
9/2/12	@Chi	L	74-85	9-4
9/13/12	Chi	W	86-77	10-4
6/29/13	@Chi	L	82-94	10-5
8/13/13	Chi	W	80-76	11-5
6/6/14	@Chi	W	102-88	12-5
7/1/14	Chi	L	83-90	12-6
7/31/15	@Chi	W	88-77	13-6
8/16/15	Chi	W	76-64	14-6
5/24/16	@Chi	W	93-80	15-6
6/14/16	Chi	W	98-85	16-6
7/13/16	@Chi	W	77-67	17-6
6/6/17	Chi	W	79-70	18-6
7/20/17	Chi	L	80-82	18-7
8/18/17	@Chi	W	115-106 (OT)	19-7
6/10/18	Chi	W	77-59	20-7
6/17/18	@Chi	W	81-72	21-7
7/22/18	@Chi	W	93-76	22-7
6/30/19	Chi	W	94-69	23-7
8/11/19	Chi	W	84-81	24-7
8/16/19	@Chi	L	81-91	24-8

Regular Season Misc. Statistics

Current Streak

Lost 1

Current Home Streak

Won 3

Current Road Streak

Lost 1

Most Points Scored

115 (6/6/14)

Fewest Points Scored

63 (7/29/09)

Most Points Allowed

106 (8/18/17)

Fewest Points Allowed

55 (5/30/06)

Largest Winning Margin

25 (6/30/19)

Largest Losing Margin

12 (3 Times)

2019 Sparks Head-to-Head Stats vs. Sky (Won, 2-1)

PLAYER	G-GS	MIN	FG-FGA	PCT	3FG-FGA	PCT	FT-FTA	PCT	OFF	DEF	TOT	AST	PF-DQ	STL	TO	BLK	PTS	AVG
Gray	3-3	103	24-50	0.48	6-13	0.462	10-10	1	2	12	14	16	3-1	2	13	0	64	21.3
Williams	1-1	30	5-11	0.455	3-8	0.375	6-7	0.857	1	2	3	3	3-1	1	2	0	19	19
N. Ogwumike	3-3	78	17-33	0.515	0-2	0	7-10	0.7	5	20	25	2	11-1	6	8	1	41	13.7
Ruffin-Pratt	3-3	76	12-23	0.522	2-8	0.25	6-6	1	3	5	8	6	10-1	2	5	0	32	10.7
Beard	1-1	25	4-5	0.8	1-1	1	1-1	1	0	1	1	4	2-1	1	0	0	10	10
Parker	3-3	82	9-25	0.36	2-8	0.25	5-5	1	2	11	13	12	8-1	5	4	3	25	8.3
Vadeeva	2-1	25	6-14	0.429	1-2	0.5	1-1	1	4	5	9	0	3-1	2	4	0	14	7
Wiese	3-2	75	8-18	0.444	4-11	0.364	0-0	---	1	4	5	7	4-1	0	4	0	20	6.7
Brown	1-1	15	2-3	0.667	0-0	---	2-2	1	0	2	2	2	0-0	0	1	3	6	6
C. Ogwumike	3-1	44	6-17	0.353	0-0	---	5-6	0.833	6	5	11	1	7-1	5	5	2	17	5.7
Mabrey	2-1	30	4-11	0.364	2-8	0.25	0-0	---	1	4	5	5	2-1	2	1	0	10	5
Jones	2-1	17	0-2	0	0-0	---	1-2	0.5	0	0	0	2	5-1	2	3	0	1	0.5
SPARKS	3	600	97-212	0.458	21-61	0.344	44-50	0.88	25	71	96	60	58-1	28	50	9	259	86.3
SKY	3	600	84-204	0.412	28-76	0.368	45-55	0.818	31	73	104	46	62-0	28	60	17	241	80.3

CONNECTICUT SUN

Public Relations Annette Hogan
 ahogan@connecticutsun.com

TV Play-by-Play.....Bob Heussler
 TV Analyst.....Sarah Kustok
 TV Analyst.....Rebecca Lobo
 TV Analyst.....Kim Adams
 TV Analyst.....LaChina Robinson

Chief Executive Officer..... Mitchell Etes
 Vice President Amber Cox
 Sr. Corporate Vice President, Sports & Entertainment..... Tom Cantone
 Director of Strategic Marketing and Communications..... Maura Doyle
 Sales and Service Manager..... Jen Fusci
 Game Operations Manager..... Kip Helt
 Team Reporter/Marketing Coordinator..... Robyn Brown

General Manager and Head Coach..... Curt Miller
 Assistant Coach..... Brandi Poole
 Assistant Coach..... Chris Koclanes
 Video Coordinator..... Awvee Storey
 Head Athletic Trainer..... Rosemary Ragle
 Strength and Conditioning Coach..... Tim Yuhas
 Basketball Operations Coordinator..... Peter Feeney



1 Mohegan Sun Boulevard
 Uncasville, CT 06382
 (860) 862-4000; Fax: (860) 862-4006
 www.connecticutsun.com

Sun Franchise Timeline

Orlando Miracle 1999-2002
 Connecticut Sun 2003-present

All-Time Record vs. Sun

Overall 26-21
 Home 16-9
 Road 10-12

2017 vs. Sun

6/27 @Con W 87-79
 7/13 Con W 87-77
 9/3 Con W 81-70

2018 vs. Sun

5/24 @Con L 94-102
 7/3 Con L 72-73
 8/19 @Con L 86-89

2019 vs. Sun

5/31 Con W 77-70
 6/6 @Con L 77-89
 8/25 Con W 84-72

Regular Season Game-By-Game (26-18)

6/15/99	@Orl	L	86-88	0-1
7/27/99	Orl	W	81-60	1-1
7/25/00	Orl	W	78-63	2-1
6/1/01	@Orl	W	68-62	3-1
6/14/01	Orl	W	84-68	4-1
7/22/02	Orl	W	92-84	5-1
5/24/03	@Con	W	82-73	6-1
6/20/03	Con	L	73-76	6-2
5/27/04	@Con	L	73-82	6-3
6/14/04	Con	W	76-74 (OT)	7-3
6/20/05	Con	L	70-90	7-4
8/9/05	@Con	L	51-64	7-5
6/17/06	Con	W	82-70	8-5
8/3/06	@Con	L	63-72	8-6
5/26/07	@Con	W	88-68	9-6
7/7/07	Con	L	89-110	9-7
6/13/08	Con	W	98-93 (OT)	10-7
7/24/08	@Con	L	61-87	10-8
7/14/09	@Con	L	71-82	10-9
8/30/09	Con	W	91-81	11-9
6/18/10	Con	L	75-78	11-10
7/24/10	@Con	W	89-80	12-10
6/28/11	@Con	L	76-79	12-11
8/3/11	Con	L	70-79	12-12
6/13/12	@Con	W	87-81	13-12
9/14/12	Con	W	93-82	14-12
8/6/13	@Con	W	74-72	15-12
8/27/13	Con	W	91-78	16-12
7/13/14	@Con	W	90-64	17-12
8/3/14	Con	W	70-69	18-12
6/21/15	Con	L	76-68	18-13
9/26/15	@Con	L	80-76 (OT)	18-14
5/26/16	@Con	W	77-72	19-14
6/26/16	Con	W	80-73	20-14
7/15/16	@Con	W	98-92(OT)	21-14
6/27/17	@Con	W	87-79	22-14
7/13/17	Con	W	87-77	23-14
9/3/17	Con	W	81-70	24-14
5/24/18	@Con	L	94-102	24-15
7/3/18	Con	L	72-73	24-16
8/19/18	@Con	L	86-89	24-17
5/31/19	Con	W	77-70	25-17
6/6/19	@Con	L	77-89	25-18
8/25/19	Con	W	84-72	26-18

Regular Season Misc. Statistics

Current Streak

Lost 3

Current Home Streak

Lost 1

Current Road Streak

Lost 4

Most Points Scored

98 (6/13/08)

Fewest Points Scored

51 (8/9/05)

Most Points Allowed

110 (7/7/07)

2019 Sparks Head-to-Head Stats vs. Sun (Loss, 1-3)

PLAYER	G-GS	MIN	FG-FGA	PCT	3FG-FGA	PCT	FT-FTA	PCT	OFF	DEF	TOT	AST	PF-DQ	STL	TO	BLK	PTS	AVG
N. Ogwumike	3-3	92	22-39	0.564	6-11	0.545	6-7	0.857	5	28	33	4	11-1	7	8	1	56	18.7
C. Ogwumike	3-2	75	18-26	0.692	0-0	---	8-9	0.889	8	7	15	3	9-1	4	2	4	44	14.7
Williams	2-1	46	9-20	0.45	6-12	0.5	4-4	1	0	3	3	1	7-1	2	2	0	28	14
Parker	1-1	29	5-10	0.5	1-3	0.333	2-2	1	0	2	2	5	2-1	0	3	1	13	13
Gray	3-3	102	11-1	0.324	1-8	0.125	9-10	0.9	1	9	10	16	5-1	3	12	0	32	10.7
Mabrey	3-1	34	5-14	0.357	4-8	0.5	3-3	1	1	2	3	2	4-1	2	2	1	17	5.7
Wiese	3-2	77	6-15	0.4	4-12	0.333	0-0	---	0	8	8	7	4-1	1	2	2	16	5.3
Ruffin-Pratt	3-2	54	5-15	0.333	1-5	0.2	1-1	1	1	4	5	5	4-1	2	5	1	12	4
Jones	3-1	36	2-11	0.182	0-5	0	4-4	1	0	4	4	8	4-1	1	3	0	8	2.7
Beard	1-1	16	1-3	0.333	0-1	0	0-0	---	0	1	1	2	2-1	0	1	0	2	2
Brown	3-1	20	2-4	0.5	0-0	---	2-2	1	0	3	3	1	3-1	2	4	0	6	2
Vadeeva	1-1	7	1-4	0.25	0-1	0	0-0	---	1	0	1	0	1-1	1	1	0	2	2
Walker	1-1	12	1-7	0.143	0-3	0	0-0	---	2	0	2	3	3-1	1	0	0	2	2
SPARKS	3	600	88-202	0.436	23-69	0.333	39-42	0.929	19	71	90	57	59-0	26	49	10	238	79.3
SUN	3	600	86-219	0.393	18-60	.300	41-58	.707	42	80	122	48	54-0	27	50	16	231	77.0

DALLAS WINGS

Director of Communications Sterling Radle
 Email: srandle@dallaswings.com
 Phone: (817) 900-3440

TV Play-by-Play Ron Thulin
 TV Analyst Raegan Pebley

Chairman and Majority Owner Bill Cameron
 Vice Chairman & Managing Partner Chris Christian
 President, CEO and Partner Greg Bibb
 Senior Vice President of Marketing Paulina Chapa
 Senior Vice President of Corporate Partnerships Charles Johnson
 Senior Vice President of Ticket Sales & Service Robert Miller
 Vice President of Human Resources Leah Babbitt
 Vice President of Business Operations Donovan Reta

Head Coach Brian Agler
 Assistant Coach Erin Phillips
 Assistant Coach Crystal Robinson
 Assistant Coach Bryce Agler
 Head Athletic Trainer Allison Russell
 Director of Basketball Operations Travis Charles



500 E Border Street, Suite #250
 Arlington, TX 76010
 (817) 469-9464
www.dallaswings.com

Wings Franchise Timeline

Detroit Shock	1998-2009
Tulsa Shock	2010-2015
Dallas Wings	2015-present

All-Time Record vs. Wings

Overall	38-24
Home	24-6
Road	14-18

2017 vs. Wings

6/9	@Dal	L	90-96
6/13	Dal	W	97-87
7/30	Dal	W	94-75
8/6	@Dal	L	79-85

2018 vs. Wings

6/22	@Dal	L	72-101
6/26	Dal	W	87-83
7/12	Dal	L	77-92

2019 vs. Wings

6/22	@Dal	L	62-74
6/26	Dal	W	69-64
7/12	@Dal	L	7

Regular Season Game-By-Game (38-24)

7/25/98	@Det	L	67-69	0-1
8/5/98	@Det	L	61-73	0-2
8/16/98	Det	L	76-77	0-3
7/2/99	@Det	W	91-81	1-3
8/9/99	Det	L	59-84	1-4
7/2/00	Det	W	85-63	2-4
8/2/00	@Det	W	84-81	3-4
6/26/01	@Det	W	98-89 (OT)	4-4
6/11/02	Det	W	90-80	5-4
6/17/03	@Det	L	78-87 (OT)	5-5
5/29/04	@Det	W	63-60	6-5
9/9/04	Det	W	81-63	7-5
6/26/05	@Det	L	73-79	7-6
8/19/05	Det	W	74-67	8-6
6/7/06	Det	W	86-78	9-6
7/21/06	@Det	L	59-73	9-7
6/18/07	Det	L	73-79	9-8
7/29/07	@Det	L	73-75	9-9
6/11/08	Det	W	80-73	10-9
7/22/08	@Det	W	84-81	11-9
6/6/09	Det	W	78-58	12-9
6/8/09	@Det	L	52-81	12-10
7/13/10	@Tul	W	87-71	13-10
7/20/10	Tul	W	86-83 (OT)	14-10
8/6/10	Tul	W	77-70	15-10
8/14/10	@Tul	W	92-87	16-10
7/15/11	@Tul	W	79-74	17-10
8/9/11	Tul	W	71-66	18-10
8/21/11	@Tul	W	73-67	19-10
8/26/11	Tul	L	75-77	19-11
9/9/11	Tul	W	84-73	20-11
5/29/12	Tul	W	76-75	21-11
6/20/12	Tul	W	95-79	22-11
6/26/12	@Tul	L	75-91	22-12
8/30/12	@Tul	L	85-99	22-13
6/8/13	Tul	W	76-69 (OT)	23-13
7/11/13	@Tul	W	94-78	24-13
8/2/13	@Tul	L	89-96	24-14
8/25/13	Tul	W	90-88 (2OT)	25-14
9/6/13	@Tul	W	74-70	26-14
6/13/14	@Tul	L	67-69	26-15
6/19/14	Tul	W	87-77	27-15
6/28/14	@Tul	W	92-89 (OT)	28-15
8/5/14	Tul	L	90-96	28-16

7/3/15	Tul	W	98-95	29-16
7/11/15	@Tul	L	82-67	29-17
8/6/15	Tul	W	84-57	30-17
8/28/15	@Tul	L	76-66	30-18
9/6/15	Tul	W	92-73	31-18
6/11/16	@Dal	W	97-73	32-18
6/28/16	Dal	W	89-84	33-18
9/2/16	@Dal	W	87-79	34-18
6/9/17	@Dal	L	90-96	34-19
6/13/17	Dal	W	97-87	35-19
7/30/17	Dal	W	95-74	36-19
8/6/17	@Dal	L	79-85	36-20
6/22/18	@Dal	L	72-101	36-21
6/26/18	Dal	W	87-83	37-21
7/12/18	Dal	L	77-92	37-22
7/9/19	@Dal	L	62-74	37-23
7/18/19	Dal	W	69-64	38-23
8/14/19	@Dal	L	78-84	38-24

Regular Season Misc. Statistics

Current Streak

Lost 1

Current Home Streak

Won 1

Current Road Streak

Lost 3

Most Points Scored

98 - Twice

Fewest Points Scored

52 (6/8/09)

Most Points Allowed

101 (6/22/18)

2019 Sparks Head-to-Head Stats vs. Wings (Loss, 1-2)

PLAYER	G-GS	MIN	FG-FGA	PCT	3FG-FGA	PCT	FT-FTA	PCT	OFF	DEF	TOT	AST	PF-DQ	STL	TO	BLK	PTS	AVG
N. Ogwumike	3-3	99	21-48	0.438	1-9	0.111	15-16	0.938	9	17	26	7	8-1	7	8	3	58	19.3
Williams	1-1	32	6-14	0.429	2-4	0.5	0-0	---	2	1	3	2	3-1	1	2	0	14	14
Gray	3-3	100	14-39	0.359	1-9	0.111	7-8	0.875	1	11	12	15	6-1	4	16	0	36	12
Vadeeva	1-1	11	4-7	0.571	0-2	0	1-1	1	0	3	3	1	4-1	1	1	0	9	9
C. Ogwumike	3-1	69	8-17	0.471	1-1	1	6-6	1	9	9	18	4	5-1	2	3	2	23	7.7
Brown	2-1	30	4-6	0.667	0-0	---	5-7	0.714	4	6	10	1	1-1	0	3	1	13	6.5
Mabrey	3-1	39	5-13	0.385	3-7	0.429	2-2	1	0	2	2	2	1-1	1	2	0	15	5
Wiese	3-2	66	5-15	0.333	4-9	0.444	0-0	---	0	2	2	5	2-1	1	3	0	14	4.7
Jones	1-1	7	1-3	0.333	0-1	0	2-2	1	0	0	0	0	2-1	1	1	1	4	4
Ruffin-Pratt	3-3	81	5-17	0.294	1-3	0.333	0-0	---	2	3	5	2	8-1	2	2	1	11	3.7
Beard	2-1	32	3-10	0.3	0-1	0	0-0	---	0	4	4	3	2-1	0	1	1	6	3
Parker	2-2	35	3-10	0.3	0-3	0	0-0	---	2	7	9	3	3-1	1	5	0	6	3
Samuelson	1-1	0	0-0	---	0-0	---	0-0	---	0	0	0	0	0-0	0	0	0	0	0
SPARKS	3	600	79-199	0.397	13-49	0.265	38-42	0.905	29	65	94	45	45-0	21	50	9	209	69.7
WINGS	3	600	86-195	0.441	21-48	0.438	29-34	0.853	34	73	107	43	50-0	30	55	12	222	74

INDIANA FEVER

Public Relations..... Ryan Stevens
 Email: rstevens@feverbasketball.com

TV Play-by-Play..... Debbie Antonelli
 TV Analyst..... Tully Bevilaqua

Owner, Chairman & Chief Executive Officer..... Herbert Simon
 Owner..... Stephen Simon
 President & Chief Operating Officer..... Allison Barber
 Chief Operating Officer..... Julie Graue
 General Manager..... Tamika Catchings
 Senior Director, Ticket Sales and Service..... Steve Reitan
 Director of Public Relations..... Ryan Stevens
 Director of Community and Player Relations..... Roberta Courtright

Head Coach..... Marianne Stanley
 Assistant Coach..... Steve Smith
 Player Development & Assistant Coach..... Tully Bevilaqua
 Athletic Trainer..... Garrett Hueber
 Strength & Conditioning Coach..... Shannon Patterson



125 S. Pennsylvania Street
 Indianapolis, IN 46204
 (317) 917-2500; Fax: (317) 917-2799
 www.feverbasketball.com

Fever Franchise Timeline

Indiana Fever 2000-present

All-Time Record vs. Fever

Overall 29-12
 Home 17-4
 Road 12-8

2017 vs. Fever

5/24 @Ind L, 90-93
 6/24 @Ind W, 84-73
 7/17 Ind W, 80-62

2018 vs. Fever

5/22 @Ind W 87-70
 6/19 Ind W 74-55
 7/20 Ind L 76-78

2019 vs. Fever

7/12 @Ind W 90-84
 8/22 Ind W 98-65
 8/29 @Ind W 87-83

Regular Season Game-By-Game (29-12)

6/28/00	@Ind	W	82-73	1-0
8/6/00	Ind	W	81-66	2-0
7/17/01	@Ind	W	73-58	3-0
7/28/02	Ind	W	80-62	4-0
6/12/03	Ind	W	74-66	5-0
6/25/04	@Ind	L	67-71	5-1
7/19/04	Ind	W	82-51	6-1
6/28/05	@Ind	W	61-58	7-1
8/13/05	Ind	W	69-59	8-1
7/7/06	Ind	W	72-60	9-1
7/22/06	@Ind	W	73-68	10-1
5/24/07	@Ind	L	70-83	10-2
7/5/07	Ind	L	56-57	10-3
5/29/08	@Ind	L	78-82 (2OT)	10-4
6/22/08	Ind	W	77-63	11-4
6/12/09	@Ind	L	61-73	11-5
8/10/09	Ind	W	75-63	12-5
7/22/10	@Ind	L	57-76	12-6
8/10/10	Ind	L	76-82	12-7
7/31/11	@Ind	L	63-98	12-8
8/18/11	Ind	W	75-70	13-8
7/12/12	@Ind	W	77-74	14-8
8/21/12	Ind	W	79-69	15-8
8/8/13	@Ind	W	74-64	16-8
8/16/13	Ind	W	94-72	17-8
7/15/14	@Ind	W	86-78	18-8
7/28/14	Ind	W	77-73	19-8
8/18/15	Ind	L	79-68	19-9
8/26/15	@Ind	W	81-79	20-9
7/6/16	Ind	W	94-88	21-9
7/19/16	@Ind	L	82-92	21-10
9/4/16	Ind	W	88-81	22-10
5/24/17	@Ind	L	90-93	22-11
6/24/17	@Ind	W	84-73	23-11
7/17/17	Ind	W	80-62	24-11
5/22/18	@Ind	W	87-70	25-11
6/19/18	Ind	W	74-55	26-11
7/20/18	Ind	L	76-78	26-12
7/12/19	@Ind	W	90-84	27-12
8/22/19	Ind	W	98-65	28-12
8/29/19	@Ind	W	87-83	29-12

Regular Season Misc. Statistics

Current Streak

Won 3

Current Home Streak

Won 1

Current Road Streak

Won 4

Most Points Scored

98 (7/12/19)

Fewest Points Scored

56 (7/5/07)

Most Points Allowed

98 (7/31/11)

Fewest Points Allowed

51 (7/19/04)

Largest Winning Margin

33 (8/22/19)

Largest Losing Margin

35 (7/31/11)

2019 Sparks Head-to-Head Stats vs. Fever (Won, 3-0)

PLAYER	G-GS	MIN	FG-FGA	PCT	3FG-FGA	PCT	FT-FTA	PCT	OFF	DEF	TOT	AST	PF-DQ	STL	TO	BLK	PTS	AVG
N. Ogumwike	3-3	81	25-46	0.543	0-3	0	9-10	0.9	8	13	21	8	6-1	13	4	0	59	19.7
Gray	3-3	95	19-39	0.487	12-17	0.706	5-5	1	1	10	11	19	7-1	2	10	0	55	18.3
C. Ogumwike	3-1	52	16-25	0.64	0-0	---	2-4	0.5	7	5	12	2	11-1	3	2	1	34	11.3
Williams	3-3	84	13-37	0.351	5-18	0.278	2-4	0.5	1	6	7	9	7-1	3	3	1	33	11
Brown	3-1	43	9-17	0.529	0-0	---	8-10	0.8	6	7	13	1	4-1	2	2	3	26	8.7
Parker	2-2	52	6-16	0.375	0-2	0	2-4	0.5	1	8	9	10	7-1	2	3	1	14	7
Mabrey	2-1	25	5-11	0.455	2-6	0.333	1-2	0.5	0	2	2	5	2-1	2	1	1	13	6.5
Ruffin-Pratt	3-3	70	4-13	0.308	2-4	0.5	6-7	0.857	3	5	8	4	10-1	2	2	2	16	5.3
Vadeeva	2-1	16	5-9	0.556	0-1	0	0-0	---	1	6	7	1	1-1	1	2	0	10	5
Wiese	3-1	49	3-7	0.429	2-6	0.333	3-3	1	0	4	4	5	3-1	1	4	0	11	3.7
Beard	2-1	21	2-3	0.667	0-0	---	0-0	---	0	3	3	1	1-1	1	2	0	4	2
Jones	2-1	13	0-3	0	0-1	0	0-0	---	0	2	2	4	1-1	0	1	1	0	0
SPARKS	3	600	107-226	0.473	23-58	0.397	38-49	0.776	28	71	99	69	60-1	32	38	10	275	91.7
FEVER	3	600	80-193	0.415	18-45	0.4	54-71	0.761	25	75	100	48	57-0	22	55	14	232	77.3

MINNESOTA LYNX

Basketball Communications Manager Aaron Freeman and Sara Perez
 Email: aaron.freeman@lynxbasketball.com
 Email: sara.perez@lynxbasketball.com

TV Play-by-Play..... Marney Gellner
 TV Analyst..... Lea B. Olsen

Owner..... Glen Taylor
 Chief Executive Officer..... Ethan Casson
 Chief Financial Officer..... Pete Stene
 Chief Marketing Officer..... Mike Grahl
 Chief Revenue Officer..... Ryan Tanke
 Chief Strategy Officer..... Ted Johnson
 Chief People Officer..... Sianneh Mulbah

Vice President of Business Operations..... Carley Knox
 Director of Sales and Service..... Erin Henning
 Director of Finance..... Ben Jahnke
 Vice President of Business Intelligence..... Laura Meyer
 Vice President of Corporate Partnerships..... David King
 Vice President of Basketball Development..... John Thomas

Head Coach & General Manager Cheryl Reeve
 Assistant General Manager..... Clare Duwelius
 Assistant Coach..... Plenette Pierson
 Assistant Coach..... Katie Smith
 Head Athletic Trainer..... Chuck Barta
 Basketball Operations Coordinator..... Michelle Blehrud



600 Hennepin Ave, Suite 300
 Minneapolis, MN 55403
 (612) 673-8400
 www.lynxbasketball.com

Lynx Franchise Timeline

Minnesota Lynx 1999-present

All-Time Record vs. Lynx

Overall	50-27
Home	30-9
Road	20-18

2017 vs. Lynx

7/6	@Min	L, 77-88
8/11	@Min	W, 70-64
8/27	Min	W, 78-67

2018 vs. Lynx

5/20	@Min	W	77-76
6/3	Min	W	77-69
7/5	@Min	L	83-72
8/2	Min	W	79-57

2019 vs. Lynx

6/8	@Min	W	89-85
8/20	Min	W	81-71
9/8	Min	W	77-68

Regular Season Game-By-Game (50-27)

6/24/99	Min	L	73-86	0-1
7/1/99	@Min	W	81-77 (OT)	1-1
8/6/99	@Min	W	77-59	2-1
8/18/99	Min	W	72-54	3-1
6/3/00	@Min	W	82-75	4-1
7/15/00	Min	W	58-57	5-1
7/31/00	@Min	W	73-66	6-1
6/9/01	@Min	W	62-60	7-1
7/8/01	Min	W	100-95 (OT)	8-1
7/30/01	Min	W	78-69	9-1
6/8/02	@Min	W	76-72	10-1
6/21/02	Min	W	73-64	11-1
8/11/02	@Min	W	69-58	12-1
5/28/03	@Min	W	83-80	13-1
6/10/03	Min	W	76-75	14-1
8/14/03	@Min	W	87-83	15-1
8/21/03	Min	W	88-65	16-1
6/11/04	Min	W	69-55	17-1
6/27/04	@Min	W	83-67	18-1
9/17/04	Min	L	66-78	18-2
5/25/05	@Min	L	65-68	18-3
6/18/05	Min	W	69-56	19-3
8/7/05	@Min	L	72-76	19-4
8/23/05	Min	W	74-63	20-4
5/31/06	@Min	L	71-114	20-5
7/16/06	@Min	W	90-78	21-5
8/13/06	Min	W	78-59	22-5
6/8/07	Min	W	90-87	23-5
6/16/07	@Min	L	58-83	23-6
7/27/07	@Min	L	76-85	23-7
8/12/07	Min	W	89-80	24-7
7/3/08	Min	L	70-88	24-8
7/27/08	@Min	W	92-84 (OT)	25-8
9/1/08	Min	W	82-58	26-8
6/10/09	@Min	L	76-87	26-9
7/28/09	@Min	W	76-70	27-9
8/19/09	Min	W	78-63	28-9
9/11/09	Min	W	90-64	29-9
6/13/10	Min	W	88-84	30-9
7/17/10	@Min	W	71-58	31-9

8/12/10	@Min	W	78-77	32-9
8/20/10	Min	W	98-91	33-9
6/3/11	Min	W	82-74	34-9
6/5/11	@Min	L	69-86	34-10
7/26/11	@Min	L	72-85	34-11
8/7/11	Min	L	78-84	34-12
8/20/11	@Min	L	68-87	34-13
5/24/12	@Min	L	84-92	34-14
7/5/12	Min	W	96-90	35-14
9/4/12	@Min	L	77-88	35-15
9/20/12	Min	W	92-76	36-15
6/21/13	Min	W	87-59	37-15
6/28/13	@Min	L	64-88	37-16
7/2/13	Min	W	96-66	38-16
9/4/13	@Min	L	74-83	38-17
9/12/13	Min	W	85-84	39-17
6/8/14	Min	L	72-85	39-18
6/17/14	Min	L	77-94	39-19
7/8/14	@Min	L	72-83	39-20
8/12/14	@Min	W	71-63	40-20
6/16/15	Min	L	67-52	40-21
7/29/15	@Min	L	82-76	40-22
8/4/15	Min	W	83-61	41-22
8/9/15	@Min	L	72-64	41-23
6/21/16	Min	L	69-72	41-24
6/24/16	@Min	W	94-76	42-24
9/6/16	Min	L	74-77	42-25
7/6/17	@Min	L	77-88	42-26
8/11/17	@Min	W	70-64	43-26
8/27/17	Min	W	78-67	44-26
5/20/18	@Min	W	77-76	45-26
6/3/18	Min	W	77-69	46-26
7/5/18	@Min	L	83-72	46-27
8/2/18	Min	W	79-57	47-27
6/8/19	@Min	W	89-85	48-27
8/20/19	Min	W	81-71	49-27
9/20/19	Min	W	77-68	50-27

Regular Season Misc. Statistics

Current Streak

Won 4

Current Home Streak

Won 4

Current Road Streak

Won 2

Most Points Scored

100 (7/8/01)

Fewest Points Scored

58 (Twice)

Most Points Allowed

114 (5/31/06)

2019 Sparks Regular Season Head-to-Head Stats vs. Lynx (Won, 3-0)

PLAYER	G-GS	MIN	FG-FGA	PCT	3FG-FGA	PCT	FT-FTA	PCT	OFF	DEF	TOT	AST	PF-DQ	STL	TO	BLK	PTS	AVG
Williams	2-1	46	12-28	0.429	8-18	0.444	8-8	1	2	4	6	7	5-1	2	2	1	40	20
Gray	3-3	94	20-37	0.541	4-7	0.571	8-8	1	2	11	13	14	4-1	2	10	0	52	17.3
Parker	2-2	50	13-23	0.565	2-6	0.333	3-3	1	4	13	17	6	3-1	1	4	2	31	15.5
C. Ogwumike	3-1	64	11-21	0.524	0-1	0	6-7	0.857	8	10	18	1	11-1	4	6	1	28	9.3
N. Ogwumike	3-3	81	11-22	0.5	1-4	0.25	2-2	1	6	13	19	8	5-1	7	6	0	25	8.3
Jones	2-1	24	5-7	0.714	2-4	0.5	3-4	0.75	0	2	2	2	4-1	0	7	0	15	7.5
Ruffin-Pratt	3-3	73	6-18	0.333	2-7	0.286	3-3	1	0	6	6	6	4-1	3	0	3	17	5.7
Vadeeva	1-1	13	2-2	1	0-0	---	1-2	0.5	1	2	3	0	0-0	3	1	0	5	5
Mabrey	3-1	21	5-10	0.5	3-7	0.429	0-1	0	0	1	1	3	4-1	4	3	0	13	4.3
Beard	2-1	31	3-5	0.6	0-0	---	1-2	0.5	1	2	3	1	5-1	3	1	1	7	3.5
Wiese	3-2	70	5-19	0.263	0-8	0	0-0	---	0	2	2	5	1-1	4	3	2	10	3.3
Brown	2-1	28	2-7	0.286	0-1	0	0-0	---	2	6	8	1	3-1	2	3	0	4	2
Walker	1-1	6	0-2	0	0-0	---	0-0	---	0	0	0	0	0-0	0	0	0	0	0
SPARKS	3	600	95-201	0.473	22-63	0.349	35-40	0.875	26	72	98	54	49-0	35	47	10	247	82.3
LYNX	3	600	85-206	0.413	21-72	.292	33-46	.717	31	75	106	56	40-0	25	55	10	224	74.7

NEW YORK LIBERTY

Director of CommunicationsAlesia Howard
 Email: ahoward@nyliberty.com

TV Play-by-Play.....Chris Shearn
 TV Analyst.....Julianne Viani

Owner.....Joe Tsai and Clara Wu Tsai
 Alternate Governor.....Oliver Weisberg
 Chief Operating Officer.....Keia Clarke
 Chief Financial Officer.....Wayne Rappaport
 Vice President of Marketing.....Shana Stephenson
 Director, Ticket Sales & Service.....Genesis Botero

General Manager.....Jonathan Kolb
 Head Coach.....Walt Hopkins
 Assistant Coach.....Shelley Patterson
 Assistant Coach.....Barbara Farris
 Head Athletic Trainer.....Theresa D. Acosta
 Manager, Basketball Operations.....Ohemaa Nyanin



Madison Square Garden
 2 Pennsylvania Plaza
 New York, NY 10121
 (212) 465-6000
www.nyliberty.com

Liberty Franchise Timeline

New York Liberty 1997-present

All-Time Record vs. Liberty

Overall	27-24
Home	15-10
Road	12-14

2017 vs. Liberty

5/30	@NY	W, 90-75
8/4	NY	W, 87-74
8/13	@NY	L, 69-83

2018 vs. Liberty

6/24	NY	W	80-54
8/8	@NY	W	82-81
8/14	NY	W	74-66

2019 vs. Liberty

6/4	@NY	W	78-73
6/15	NY	L	92-98
7/20	@NY	L	78-83

Regular Season Game-By-Game (27-24)

6/21/97	NY	L	57-67	0-1
7/19/97	@NY	L	57-69	0-2
8/5/97	@NY	W	67-50	1-2
8/20/97	NY	W	78-76	2-2
6/19/98	NY	W	78-75	3-2
7/21/98	NY	L	77-92	3-3
8/8/98	NY	L	62-80	3-4
6/18/99	@NY	L	72-84	3-5
7/24/99	NY	W	75-72 (OT)	4-5
6/25/00	@NY	W	72-67	5-5
7/20/00	NY	W	82-66	6-5
6/24/01	@NY	L	69-82	6-6
5/25/02	NY	W	72-64	7-6
7/18/02	@NY	L	59-72	7-7
6/14/03	@NY	W	67-60	8-7
6/22/04	@NY	W	65-49	9-7
6/29/04	NY	W	69-65 (OT)	10-7
7/5/05	NY	L	55-67	10-8
8/10/05	@NY	L	69-74	10-9
6/3/06	@NY	L	79-89 (OT)	10-10
7/18/06	NY	W	70-62	11-10
6/29/07	NY	L	68-80	11-11
7/31/07	@NY	W	73-63	12-11
7/1/08	NY	L	78-89	12-12
7/25/08	@NY	L	68-69	12-13
7/9/09	@NY	W	69-60	13-13
8/11/09	NY	L	61-65	13-14
6/29/10	NY	L	68-80	13-15
7/30/10	@NY	L	79-88	13-16
6/21/11	NY	W	96-91	14-16
6/26/11	@NY	L	67-77	14-17
8/25/12	NY	W	87-62	15-17

9/9/12	@NY	L	71-73	15-18
7/4/13	NY	W	97-89	16-18
8/10/13	@NY	W	85-67	17-18
7/11/14	@NY	W	68-54	18-18
7/23/14	NY	L	64-66	18-19
6/28/15	@NY	L	79-70	18-20
7/22/15	NY	L	59-53	18-21
5/21/16	@NY	W	79-72(OT)	19-21
6/7/16	NY	W	100-77	20-21
7/3/16	NY	W	77-67	21-21
5/30/17	@NY	W	90-75	22-21
8/4/17	NY	W	87-74	23-21
8/13/17	@NY	L	69-83	23-22
6/24/18	NY	W	80-54	24-22
8/8/18	@NY	W	82-81	25-22
8/14/18	NY	W	74-66	26-22
6/4/19	@NY	W	78-73	27-22
6/15/19	NY	L	92-98	27-23
7/20/19	@NY	L	78-83	27-24

Regular Season Misc. Statistics

Current Streak

Lost 2

Current Home Streak

Lost 1

Current Road Streak

Lost 1

Most Points Scored

100 (6/7/16)

Fewest Points Scored

53 (7/22/15)

Most Points Allowed

98 (6/15/19)

2019 Sparks Head-to-Head Stats vs. Liberty (Lost, 1-2)

PLAYER	G-GS	MIN	FG-FGA	PCT	3FG-FGA	PCT	FT-FTA	PCT	OFF	DEF	TOT	AST	PF-DQ	STL	TO	BLK	PTS	AVG
Gray	3-3	95	25-50	0.5	9-19	0.474	7-7	1	1	8	9	15	7-1	6	8	0	66	22
C. Ogwumike	3-3	97	21-41	0.512	0-0	---	15-19	0.789	14	17	31	7	13-1	4	5	3	57	19
N. Ogwumike	3-3	98	19-43	0.442	3-8	0.375	8-10	0.8	6	24	30	7	14-1	4	6	2	49	16.3
Jones	2-1	32	7-10	0.7	4-5	0.8	1-1	1	0	1	1	4	4-1	0	4	0	19	9.5
Ruffin-Pratt	3-3	80	8-21	0.381	2-6	0.333	1-2	0.5	4	9	13	9	10-1	2	4	5	19	6.3
Wiese	3-3	68	6-17	0.353	5-11	0.455	0-0	---	0	5	5	8	4-1	0	5	1	17	5.7
Williams	2-1	40	3-17	0.176	2-10	0.2	0-0	---	0	7	7	2	3-1	4	1	0	8	4
Brown	3-1	44	4-10	0.4	0-0	---	2-4	0.5	5	5	10	1	8-1	0	3	2	10	3.3
Samuelson	1-1	19	1-5	0.2	1-4	0.25	0-0	---	0	0	0	0	0-0	0	0	0	3	3
Mabrey	3-1	27	0-13	0	0-6	0	0-0	---	0	2	2	2	1-1	1	1	2	0	0
SPARKS	3	600	94-227	0.414	26-69	0.377	34-43	0.791	30	78	108	55	64-2	21	42	15	248	82.7
LIBERTY	3	600	84-190	0.442	22-46	0.478	64-83	0.771	19	87	106	54	55-0	25	41	17	254	84.7

PHOENIX MERCURY

Basketball Communications Manager Bryce Marsee
 Email: bmarsee@suns.com
 Phone: (602) 379-7930

Business Communications Manager Mychael Ramirez

TV Play-by-Play Tom Leander
 TV Analyst Ann Meyers

Managing Partner Robert Sarver
 Vice Chairman Andrew Kohlberg
 Vice Chairman Jahm Najah
 Vice Chairman Sam Garvin
 Chief Operating Officer Vince Kozar
 Marketing Manager Natalie Kirby
 Vice President Ann Meyers Drysdale

Head Coach Sandy Brondello
 Assistant Coach Julie Hairgrove
 Assistant Coach Penny Taylor
 Athletic Trainer Alicia Yamamoto
 Player Development Coach Jennifer Gillom
 Strength & Conditioning Coach Jonathan Mak



Talking Stick Resort Arena
 201 E. Jefferson St.
 Phoenix, AZ 85004
 (602) 514-8333; Fax: (602) 379-7540
www.phoenixmercury.com

Mercury Franchise Timeline

Phoenix Mercury 1997-present

All-Time Record Vs. Mercury

Overall 51-35
 Home 29-14
 Road 22-21

2017 vs. Mercury

6/10 @Pho W, 89-87
 6/18 Pho L, 90-59
 8/24 @Pho W, 82-67

2018 vs. Mercury

5/27 Pho W 80-72
 8/5 Pho W 78-75
 8/12 @Pho L 86-78

2019 vs. Mercury

6/14 @Pho W 85-68
 6/23 @Pho L 72-82
 8/8 Pho W 84-74

SEATTLE STORM

Manager, Public Relations..... Riley Foreman
 Email: rforeman@stormbasketball.com

Play-By-Play Announcer..... Dick Fain
 Color Analyst..... Elise Woodward

Women's Basketball Club of Seattle..... Force 10 Hoops LLC
 Chief Executive Officer & General Manager..... Alisha Valavanis
 Sr. Vice President, Membership Sales & Services..... Kyle Waters
 Chief Financial Officer..... Tricia McLean
 Sr. Vice President, Corporate Partnerships & Social Responsibility..... Nate Silverman
 Vice President of Marketing..... Kenny Dow

Head Coach..... Dan Hughes
 Assistant Coach..... Gary Kloppenburg
 Assistant Coach..... Noelle Quinn
 Player Development Coach..... Ryan Webb
 Vice President of Basketball Operations & Assistant General Manager..... Talisa Rhea
 Sports Performance Coach..... Emily Blurton
 Manager, Basketball Operations..... Talisa Rhea



3421 Thorndyke Ave. West
 Seattle, WA 98119
 (206) 556-7700; Fax: (206) 281-5817
www.storm.wnba.com

Storm Franchise Timeline

Seattle Storm 2000-present

All-Time Record vs. Storm

Overall 39-36
 Home 26-12
 Road 13-24

2017 vs. Storm

5/13 Sea W, 78-68
 7/8 @Sea L, 69-81
 7/25 Sea W, 68-60

2018 vs. Storm

6/7 Sea L 63-88
 6/28 @Sea L 72-81
 7/10 @Sea W 77-75

2019 vs. Storm

6/21 @Sea L 62-84
 8/4 Sea W 83-75
 9/5 Sea W 102-68

WASHINGTON MYSTICS

Sr. Director of Community RelationsSashia Jones
 Email: sjones@monumentalsports.com
 Phone: 202.527.7535

TV Play-by-Play.....
 TV Analyst.....

Majority Owner, Chairman and CEO..... Ted Leonsis
 Vice Chairman, President and Managing Partner.....Sheila C. Johnson
 Partner, Vice Chairman & COO.....Dick Patrick
 President of Business OperationsJim Van Stone
 Senior Vice President of Executive Suites.....Rick Moreland

Director of MarketingRebecca Winn
 Director of Corporate and Mystics CommunicationsKetsia Colimon
 Senior Director of Communications Scott Hall
 Director of Guest Services.....Neil Hofman
 Vice President of Ticket Operations..... Chris Sheap

General Manager & Head CoachMike Thibault
 Assistant CoachMarianne Stanley
 Assistant Coach.....Eric Thibault
 Head Athletic Trainer..... Emily Fortunato
 Director of Basketball Operations..... Maria Giovannetti



601 F Street NW
 Washington, DC 20004
 (202) 527-7540; Fax: (202) 527-7539
www.wnba.com/mystics

Mystics Franchise Timeline

Washington Mystics 1998-present

All-Time Record vs. Mystics

Overall	31-16
Home	16-7
Road	15-9

2017 vs. Mystics

5/19	Was	W, 99-89
7/2	Was	W, 76-69
8/16	@Was	W, 95-62

2018 vs. Mystics

6/15	@Was	W	97-86
7/7	Was	L	74-83
8/17	@Was	L	69-67

2019 vs. Mystics

6/18	Was	L	52-81
7/7	Was	W	98-81
8/27	@Was	L	66-95

Regular Season Game-By-Game (31-16)

7/29/98	@Was	W	77-68	1-0	6/18/12	Was	W	101-70	19-9
8/3/98	Was	W	86-72	2-0	9/7/12	@Was	W	96-68	20-9
8/9/98	@Was	L	74-76	2-1	6/23/13	Was	W	76-69	21-9
7/31/99	Was	W	81-64	3-1	8/4/13	@Was	W	75-57	22-9
8/14/99	@Was	L	53-55	3-2	6/1/14	@Was	L	84-92 (30T)	22-10
6/26/00	@Was	W	74-72	4-2	7/17/14	Was	L	75-79	22-11
7/6/00	Was	W	79-70	5-2	6/23/15	@Was	L	84-80	22-12
7/14/01	@Was	W	62-50	6-2	9/3/15	Was	W	93-91	23-12
6/27/02	Was	W	73-69	7-2	5/20/16	@Was	W	97-67	24-12
7/9/03	@Was	W	97-91	8-2	7/10/16	Was	W	93-82	25-12
7/22/03	Was	W	77-73	9-2	7/22/16	@Was	W	95-75	26-12
5/25/04	@Was	W	95-79	10-2	5/19/17	Was	W	99-89	27-12
7/21/04	Was	W	96-76	11-2	7/2/17	Was	W	76-69	28-12
5/26/05	@Was	W	84-75	12-2	8/16/17	@Was	W	95-62	29-12
7/19/05	Was	L	68-74	12-3	6/15/18	@Was	W	97-86	30-12
7/1/06	Was	W	80-75	13-3	7/7/18	Was	L	74-83	30-13
8/1/06	@Was	L	74-84	13-4	8/17/18	@Was	L	69-67	30-14
6/15/07	@Was	W	89-80	14-4	6/18/19	Was	L	52-81	30-15
8/9/07	Was	L	75-80	14-5	7/7/19	Was	W	98-81	31-15
5/31/08	@Was	W	70-59	15-5	8/27/19	@Was	L	66-95	31-16
6/26/08	Was	L	74-77 (OT)	15-6					
7/11/09	@Was	L	63-75	15-7					
8/18/09	Was	W	72-69	16-7					
5/28/10	Was	W	81-75	17-7					
6/24/10	@Was	L	53-68	17-8					
7/17/11	Was	L	85-89 (OT)	17-9					
8/23/11	@Was	W	86-82 (OT)	18-9					

Regular Season Misc. Statistics

Current Streak

Lost 1

Current Home Streak

Won 1

Current Road Streak

Lost 2

Most Points Scored

Fewest Points Allowed

101 (6/18/12)

50 (7/14/01)

Fewest Points Scored

Largest Winning Margin

52 (6/18/19)

31 (6/18/12)

Most Points Allowed

Largest Losing Margin

95 (8/27/19)

29 - Twice

2019 Sparks Head-to-Head Stats vs. Mystics (Lost, 1-2)

PLAYER	G-GS	MIN	FG-FGA	PCT	3FG-FGA	PCT	FT-FTA	PCT	OFF	DEF	TOT	AST	PF-DQ	STL	TO	BLK	PTS	AVG
N. Ogwumike	3-3	84	19-37	0.514	6-11	0.545	9-13	0.692	7	15	22	3	4-1	3	4	2	53	17.7
Gray	3-3	89	13-35	0.371	4-10	0.4	3-4	0.75	3	18	21	22	3-1	1	7	0	33	11
Vadeeva	1-1	15	5-10	0.5	0-1	0	0-0	---	2	5	7	0	2-1	0	0	0	10	10
Williams	3-2	73	9-24	0.375	5-17	0.294	4-4	1	3	6	9	1	11-1	5	7	0	27	9
Parker	3-3	71	6-22	0.273	0-5	0	10-15	0.667	2	13	15	8	5-1	3	10	1	22	7.3
Wiese	3-1	53	7-15	0.467	4-9	0.444	4-4	1	4	4	8	3	3-1	1	6	1	22	7.3
Jones	1-1	10	2-4	0.5	1-3	0.333	0-0	---	0	1	1	0	0-0	0	0	0	5	5
Ruffin-Pratt	3-3	65	5-20	0.25	2-10	0.2	1-2	0.5	0	3	3	3	5-1	2	1	0	13	4.3
C. Ogwumike	3-1	58	6-15	0.4	0-0	---	0-2	0	3	5	8	1	8-1	1	5	1	12	4
Beard	2-1	17	3-6	0.5	0-0	---	0-0	---	0	0	0	0	1-1	1	0	0	6	3
Brown	3-1	31	1-7	0.143	0-0	---	7-8	0.875	4	7	11	3	3-1	1	2	1	9	3
Mabrey	3-1	34	2-12	0.167	0-5	0	0-0	---	1	4	5	2	0-0	2	5	0	4	1.3
SPARKS	3	600	78-207	0.377	22-71	0.31	38-52	0.731	29	81	110	46	45-0	20	50	6	216	72
MYSTICS	3	600	88-199	0.442	30-86	0.349	51-57	0.895	18	82	100	61	44-0	34	37	12	257	85.7

LAS VEGAS ACES

Director, Media Relations John Maxwell
 Email: jmaxwell@lasvegases.com
 Phone: 951-203-3208

Chairman/CEO Jim Murren, MGM Resorts International
 President Bill Hornbuckle, MGM Resorts International
 Corp. VP of Marketing Entertainment & Sports Lance Evans, MGM Resorts International

Assistant General Manager Christine Monjer
 Manager, Social Media Kris Lumague
 Manager, Community Relations Autumn Spicer
 Director, Corporate Partnerships Aimee Wenske
 Manager, Brand Activation Alexandra Zaro
 Sales Manager, Corporate Sponsorships Samantha Witkowski
 Director, Ticket Sales and Service Shawn McIntosh

President of Basketball Operations/Head Coach Bill Laimbeer
 Assistant Coach Vickie Johnson
 Assistant Coach Tanisha Wright
 General Manager of Basketball Operations Dan Padover
 Athletic Trainer Alissa Schenk



3799 S. Las Vegas Blvd
 Las Vegas, NV 89109
 (702) 692-ACES
www.wnba.com/aces

Aces Franchise Timeline

Utah Starzz (1992-2002)
 San Antonio Silver Stars/Stars (2003-2017)
 Las Vegas Aces (2018 season-present)

All-Time Record vs. Aces

Overall	53-32
Home	33-11
Road	20-21

2017 vs. Aces

6/15	SA	W, 80-75
7/28	@SA	W, 85-73
8/22	SA	W, 75-55

2018 vs. Aces

6/29	@LV	L	78-94
7/1	LV	W	87-71
7/15	@LV	W	99-78

2019 vs. Aces

5/26	@LV	L	70-83
6/27	LV	W	86-74
8/1	LV	W	76-68
8/31	@LV	L	86-92

Regular Season Game-By-Game (53-33)

06/23/1997	@UTA	L	89-102	0-1	08/21/2009	@SA	W	67-66 (OT)	30-15
07/11/1997	UTA	W	75-68	1-1	09/05/2009	@SA	L	72-89	30-16
07/30/1997	UTA	W	91-69	2-1	09/08/2009	SA	W	76-68	31-16
08/16/1997	@UTA	W	74-64	3-1	05/22/2010	@SA	L	81-88	31-17
06/11/1998	@UTA	W	89-83	4-1	07/01/2010	SA	W	73-63	32-17
07/02/1998	UTA	L	57-58	4-2	07/18/2010	@SA	L	73-83	32-18
08/01/1998	@UTA	W	73-65	5-2	08/08/2010	SA	L	83-92	32-19
08/14/1998	UTA	W	87-67	6-2	06/24/2011	@SA	L	80-90 (OT)	32-20
06/28/1999	UTA	W	102-70	7-2	07/12/2011	@SA	W	84-74	33-20
07/30/1999	UTA	W	87-77	8-2	07/18/2011	SA	L	69-79	33-21
08/05/1999	@UTA	L	75-81	8-3	09/06/2011	SA	L	65-82	33-22
08/21/1999	@UTA	L	81-89	8-4	06/16/2012	@SA	L	85-98 (OT)	33-23
05/31/2000	UTA	W	69-62	9-4	06/24/2012	SA	L	71-91	33-24
07/09/2000	UTA	W	92-72	10-4	06/28/2012	@SA	L	80-94	33-25
08/09/2000	@UTA	L	77-89	10-5	08/23/2012	SA	W	101-77	34-25
07/03/2001	UTA	W	84-71	11-5	06/01/2013	@SA	L	78-83	34-26
07/10/2001	@UTA	W	79-67	12-5	06/15/2013	SA	W	84-48	35-26
08/13/2001	@UTA	L	78-80 (OT)	12-6	07/06/2013	SA	W	93-66	36-26
07/07/2002	UTA	W	102-75	13-6	08/31/2013	@SA	W	80-67	37-26
08/04/2002	UTA	W	90-86	14-6	05/25/2014	SA	W	83-62	38-26
08/09/2002	@UTA	W	85-77	15-6	06/14/2014	@SA	L	74-101	38-27
06/26/2003	@SA	W	67-58	16-6	06/22/2014	SA	L	69-72	38-28
07/30/2003	SA	L	62-70	16-7	08/10/2014	@SA	L	76-82	38-29
08/09/2003	@SA	L	52-69	16-8	07/02/2015	SA	W	86-81	39-29
08/23/2003	SA	W	83-70	17-8	07/08/2015	@SA	L	63-70	39-30
07/02/2004	SA	W	87-80 (OT)	18-8	08/02/2015	@SA	W	80-78	40-30
07/09/2004	@SA	W	66-61	19-8	08/23/2015	@SA	W	90-59	41-30
07/31/2004	@SA	W	79-67	20-8	08/30/2015	SA	W	60-52	42-30
09/01/2004	SA	W	77-69	21-8	06/02/2016	SA	W	68-61	43-30
05/31/2005	SA	W	81-70	22-8	06/04/2016	@SA	W	74-61	44-30
08/05/2005	@SA	W	66-63	23-8	09/01/2016	@SA	W	70-61	45-30
08/26/2005	@SA	W	70-67	24-8	09/16/2016	SA	W	71-65	46-30
05/25/2006	@SA	W	80-71	25-8	06/15/2017	SA	W	80-75	47-30
06/25/2006	SA	W	105-80	26-8	07/28/2017	@SA	W	85-73	48-30
07/03/2006	SA	L	63-85	26-9	08/22/2017	SA	W	75-55	49-30
07/26/2006	@SA	W	81-67	27-9	06/29/2018	@LV	L	78-94	49-31
07/17/2007	SA	L	61-63	27-10	07/01/2018	LV	W	87-71	50-31
08/04/2007	@SA	L	67-86	27-11	07/15/2018	@LV	W	99-78	51-31
08/14/2007	SA	L	77-84 (OT)	27-12	05/26/2019	@LV	L	70-83	51-32
06/20/2008	@SA	L	75-77	27-13	06/27/2019	LV	W	86-74	52-32
07/14/2008	SA	W	75-62	28-13	08/01/2019	LV	W	76-68	53-32
08/30/2008	SA	W	58-53	29-13	08/31/2019	@LV	L	86-92	53-33
09/05/2008	@SA	L	58-76	29-14					
08/04/2009	SA	L	59-63	29-15					

Regular Season Misc. Statistics

Current Streak

Lost 1

Current Home Streak

Won 5

Current Road Streak

Lost 2

Most Points Scored

Fewest Points Allowed

101 (6/18/12)

50 (7/14/01)

Fewest Points Scored

Largest Winning Margin

53 (Twice)

31 (6/18/12)

Most Points Allowed

Largest Losing Margin

92 (6/1/14)

16 (6/29/18)

2019 Sparks Head-to-Head Stats vs. Aces (2-2)

PLAYER	G-GS	MIN	FG-FGA	PCT	3FG-FGA	PCT	FT-FTA	PCT	OFF	DEF	TOT	AST	PF-DQ	STL	TO	BLK	PTS	AVG
Williams	3-2	89	18-42	0.429	11-23	0.478	12-14	0.857	2	5	7	4	4-1	1	5	0	59	19.7
Parker	3-3	92	17-35	0.486	7-12	0.583	7-8	0.875	1	21	22	11	6-1	8	13	6	48	16
N. Ogwumike	3-3	62	19-39	0.487	1-3	0.333	5-6	0.833	8	21	29	2	11-1	2	2	1	44	14.7
Gray	4-4	127	21-56	0.375	3-13	0.231	7-8	0.875	1	12	13	27	4-1	2	7	2	52	13
Vadeeva	3-1	35	12-28	0.429	2-5	0.4	0-1	0	1	6	7	1	4-1	2	3	3	26	8.7
Brown	4-1	68	11-24	0.458	0-0	---	7-8	0.875	6	10	16	2	7-1	1	3	6	29	7.3
C. Ogwumike	3-1	64	8-26	0.308	0-1	0	1-1	1	5	14	19	1	13-0	4	0	2	17	5.7
Beard	2-1	39	2-6	0.333	0-0	---	3-4	0.75	0	6	6	7	3-1	5	2	0	7	3.5
Jones	2-1	36	3-13	0.231	1-8	0.125	0-0	---	1	5	6	6	4-1	0	2	1	7	3.5
Mabrey	3-1	35	4-9	0.444	2-6	0.333	0-0	---	1	5	6	1	4-1	2	5	0	10	3.3
Wiese	3-1	44	3-8	0.375	3-7	0.429	0-0	---	0	1	1	4	2-1	0	0	0	9	3
Ruffin-Pratt	4-4	108	3-14	0.214	7-Feb	0.286	2-2	1	1	6	7	6	11-1	3	2	2	10	2.5
SPARKS	4	800	121-300	0.403	32-85	0.376	44-52	0.846	27	112	139	72	73-0	30	49	23	318	79.5
ACES	4	800	117-282	0.415	21-64	0.328	62-83	0.747	40	134	174	71	61-0	29	68	23	317	79.3



WNBA HISTORY

VS. DEFUNCT FRANCHISES**Sacramento Monarchs (29-18)**

6/27/97	Sac	W	93-73	1-0
7/15/97	@Sac	L	73-78	1-1
7/27/97	@Sac	W	84-62	2-1
8/22/97	Sac	W	88-77	3-1
6/16/98	@Sac	L	69-73	3-2
6/30/98	@Sac	L	56-58	3-3
7/8/98	Sac	L	71-76	3-4
7/15/98	Sac	W	81-76 (OT)	4-4
6/10/99	Sac	W	100-78	5-4
6/26/99	@Sac	W	76-73	6-4
7/9/99	Sac	L	72-77	6-5
8/10/99	@Sac	L	80-82	6-6
6/11/00	@Sac	L	68-75	6-7
7/5/00	@Sac	W	76-61	7-7
7/23/00	Sac	W	73-68	8-7
7/19/01	@Sac	W	83-68	9-7
7/25/01	Sac	W	80-78	10-7
8/2/01	Sac	W	67-62	11-7
6/15/02	@Sac	W	72-66 (OT)	12-7
7/5/02	Sac	W	87-65	13-7
8/3/02	@Sac	W	81-71	14-7
6/5/03	Sac	W	63-61	15-7
6/7/03	@Sac	W	79-61	16-7
6/28/03	Sac	L	60-69	16-8
7/31/03	@Sac	L	75-83	16-9
6/3/04	@Sac	L	51-68	16-10
7/17/04	Sac	L	70-79	16-11
7/29/04	@Sac	W	85-80 (OT)	17-11
9/12/04	Sac	W	65-52	18-11
6/4/05	@Sac	L	53-81	18-12
6/11/05	Sac	W	81-74	19-12
7/29/05	@Sac	L	59-79	19-13

Houston Comets (23-19)

6/30/97	@Hou	L	66-71 (OT)	0-1
7/16/97	Hou	W	77-52	1-1
8/1/97	Hou	L	57-81	1-2
8/9/97	@Hou	L	71-72	1-3
6/21/98	Hou	L	63-79	1-4
6/27/98	@Hou	L	64-75	1-5
7/17/98	Hou	L	68-74	1-6
8/19/98	@Hou	L	71-80	1-7
6/22/99	@Hou	L	76-84	1-8
7/18/99	Hou	W	78-65	2-8
8/12/99	@Hou	L	61-83	2-9
8/20/99	Hou	W	68-64	3-9
6/20/00	Hou	W	90-84	4-9
7/14/00	Hou	W	63-58	5-9
7/29/00	@Hou	W	84-74	6-9
5/28/01	@Hou	W	66-63	7-9
6/21/01	@Hou	L	65-69	7-10
8/11/01	Hou	W	75-64	8-10
5/27/02	@Hou	W	68-55	9-10
6/30/02	Hou	L	58-60	9-11
8/8/02	Hou	L	64-67	9-12
6/24/03	@Hou	W	71-62	10-12
7/18/03	Hou	L	74-79	10-13
8/16/03	@Hou	W	64-63	11-13
8/25/03	Hou	W	67-64	12-13
6/5/04	@Hou	L	71-75	12-14
7/10/04	@Hou	W	59-56	13-14
7/23/04	Hou	W	70-67	14-14

8/16/05	Sac	L	63-72	19-14
6/18/06	Sac	W	80-69	20-14
6/23/06	@Sac	W	77-63	21-14
8/9/06	Sac	W	69-58	22-14
6/2/07	@Sac	L	85-88	22-15
6/22/07	Sac	W	96-88 (2OT)	23-15
6/27/07	Sac	W	74-66	24-15
7/24/07	@Sac	L	59-67	24-16
6/14/08	@Sac	W	74-66	25-16
7/10/08	@Sac	L	69-87	25-17
8/28/08	Sac	W	78-63	26-17
6/21/09	Sac	W	67-47	27-17
8/1/09	@Sac	W	59-56	28-17
8/14/09	@Sac	L	79-85	28-18
8/15/09	@Sac	W	78-61	29-18

Charlotte Sting (12-8)

6/25/97	Cha	W	74-54	1-0
7/5/97	@Cha	L	66-78	1-1
7/21/97	@Cha	L	64-75	1-2
8/3/97	Cha	L	70-77	1-3
6/24/98	Cha	L	73-77	1-4
7/7/98	Cha	W	86-79	2-4
8/12/98	@Cha	W	65-52	3-4
6/19/99	@Cha	W	73-69	4-4
8/16/99	Cha	W	76-65	5-4
6/18/00	Cha	W	70-62	6-4
6/2/01	@Cha	W	76-67	7-4
6/19/01	Cha	W	73-69	8-4
6/1/02	@Cha	L	87-94 (OT)	8-5
8/2/03	Cha	L	73-84	8-6
6/9/04	Cha	W	82-68	9-6
6/20/04	@Cha	L	63-68 (OT)	9-7
5/28/05	@Cha	L	75-84	9-8
7/12/05	Cha	W	71-59	10-8
5/23/06	@Cha	W	72-65	11-8
7/8/06	Cha	W	66-64	12-8

Cleveland Rockers (10-4)

7/3/97	@Cle	W	74-62	1-0
7/7/97	Cle	L	70-81	1-1
7/23/97	Cle	L	85-89	1-2
8/7/97	@Cle	W	87-84 (2OT)2-2	
7/12/98	Cle	W	87-66	3-2
7/27/98	@Cle	L	67-83	3-3
6/12/99	@Cle	W	75-59	4-3
7/5/99	Cle	W	74-72	5-3
7/1/00	Cle	W	75-67	6-3
6/5/01	Cle	W	58-50	7-3
6/22/01	@Cle	L	70-74	7-4
7/20/02	@Cle	W	63-50	8-4
7/7/03	Cle	W	81-75	9-4
5/27/03	@Cle	W	79-71	10-4

Portland Fire (8-1)

6/6/00	Por	W	70-57	1-0
6/17/00	@Por	W	94-81	2-0
7/11/00	Por	L	77-80	2-1
6/17/01	Por	W	90-75	3-1
7/28/01	@Por	W	88-83	4-1
8/14/01	@Por	W	67-58	5-1
6/3/02	Por	W	89-72	6-1
7/12/02	@Por	W	82-76 (OT)	7-1
7/24/02	Por	W	73-69	8-1

Miami Sol (3-1)

6/23/00	@Mia	W	68-54	1-0
7/1/01	Mia	W	86-60	2-0
5/30/02	@Mia	W	69-65	3-0
7/30/02	Mia	L	73-82	3-1

WNBA TIMELINE

April 24, 1996: Women's basketball announces "We Got Next" as the NBA Board of Governors approves the concept of a WNBA.

August 7, 1996: Val Ackerman is named first president of the WNBA.

October 23, 1996: Houston Comets forward Sheryl Swoopes becomes the first player signed by the WNBA.

October 30, 1996: WNBA announces eight teams to compete in the inaugural season – Charlotte, Cleveland, Houston, Los Angeles, New York, Phoenix, Sacramento and Utah.

January 22, 1997: The league's first 16 players are allocated to teams, an elite group comprised of Olympians and collegiate stars.

April 19, 1997: WNBA and Spalding introduce the league's official orange-and-oatmeal game ball during WNBA Pre-Draft Camp at Disney's Wide World of Sports complex in Orlando.

April 28, 1997: Tina Thompson is the first No. 1 draft pick, selected by the Houston Comets in the inaugural WNBA Draft.

June 21, 1997: The New York Liberty and the Los Angeles Sparks tip-off the first WNBA game at the Great Western Forum in Los Angeles. Sparks guard Penny Toler scores the league's first basket at 19:01. New York wins 67-57.

June 23, 1997: Utah Starzz becomes first team to pass the 100-point mark in a 102-89 victory over the Los Angeles Sparks.

July 2, 1997: New York Liberty center Rebecca Lobo wins her 100th consecutive personal victory when the Liberty defeat the Houston Comets 70-67. Winning streak comprises Lobo's 35-0 senior season at the University of Connecticut, 60-0 as member of U.S. Olympic Team and 5-0 as a member of the Liberty. The streak ends at 102.

August 30, 1997: The Houston Comets become the first WNBA Champions, employing the unstoppable Cynthia Cooper and a suffocating defense for a 65-51 victory over the New York Liberty at The Summit.

October 1, 1997: The WNBA announces that franchises in Detroit and Washington will join the fold as expansion teams for the 1998 season.

April 22, 1998: The league announces the addition of expansion teams in Orlando and Minnesota for the 1999 season, bringing the total

number of teams to 12.

June 19, 1998: Los Angeles Sparks center Lisa Leslie sets a WNBA record by pulling down 21 rebounds in the Sparks' victory over the New York Liberty.

June 21, 1998: Lisa Leslie notches her seventh-straight double-double, setting a WNBA record.

July 18, 1998: Houston's Cynthia Cooper becomes the first player to reach 1,000 points during Comets' 75-44 rout of the Sacramento Monarchs.

July 29, 1998: Sacramento Monarchs guard Ticha Penicheiro dishes out 16 assists in a 75-67 loss vs. the Cleveland Rockers to set a WNBA record.

August 29, 1998: In Game 2 of the WNBA Finals, the Houston Comets, trailing the Phoenix Mercury 1-0 in the best-of-three series, erases a 12-point deficit in the final 7:24 to force overtime. Houston wins the series and claims its second of four titles.

April 29, 1999: The WNBA and WNBPA reaches final accord as the league's first Collective Bargaining Agreement is signed.

June 7, 1999: WNBA announces the addition of four expansion teams for the 2000 season – Indiana, Miami, Portland and Seattle. The WNBA family now includes 16 teams.

June 29, 1999: The Sacramento Monarchs and the Minnesota Lynx combine for a WNBA-record 21 three-pointers (10 by Sacramento, 11 by Minnesota) in the Monarchs' 86-72 victory over the Lynx.

July 14, 1999: Whitney Houston sings the National Anthem in front of an electrified crowd on hand at Madison Square Garden to witness the Inaugural WNBA All-Star Game. The West defeats the East 79-61 and Lisa Leslie is named MVP.

July 27, 1999: Sheryl Swoopes records the WNBA's first triple-double with 15 points, 14 rebounds and 10 assists in an 85-46 win over Detroit at the Compaq Center.

September 4, 1999: New York Liberty guard Teresa Weatherspoon nails a shot from beyond the midcourt line with 2.4 seconds remaining to give the Liberty a 68-67 victory over the Houston Comets in Game 2 of the WNBA Finals. The shot sends the series to a decisive Game 3, which the Comets win to claim their third straight WNBA title.

June 7, 2000: Cleveland Rockers forward Eva Nemcova ends her record-streak of 66 consecutive free throws with a miss against Orlando. Nemcova did not miss from the foul line from June 14, 1999 to June 5, 2000.

July 17, 2000: The West defeats the East 73-61 at the 2000 WNBA All-Star Game, hosted by the Phoenix Mercury at America West Arena. Houston's Tina Thompson captures MVP honors.

August 25, 2000: Cleveland Rockers guard Suzie McConnell Serio is named the recipient of the first Kim Perrot Sportsmanship Award presented by American General, named in honor of Houston's Kim Perrot, who died of cancer in 1999.

August 26, 2000: Cynthia Cooper turns in a clutch performance to earn her fourth WNBA Finals MVP as the Houston Comets claim fourth straight title by defeating the New York Liberty. In Game 1 at Madison Square Garden, Cooper converts a crucial three-point play with 25.4 seconds remaining to push the Comets' lead to five. In Game 2, she scored six of her 25 points in overtime and nine of Houston's final 18 points. It marks Cooper's last appearance in the WNBA Finals. She retires as the WNBA's all-time scoring leader.

June 2, 2001: Houston's Van Chancellor becomes first WNBA coach to record 100 victories as the Comets defeat the Detroit Shock 74-73.

June 7, 2001: Utah Starzz center Margo Dydek records the WNBA's second triple-double, setting a league record for blocked shots in the process as her 12 points, 11 rebounds and 10 blocks leads Utah to an 82-79 win over Orlando.

July 3, 2001: Washington and Seattle battle through quadruple overtime – the longest game in WNBA history – before the Mystics edge the Storm 72-69.

July 7, 2001: Minnesota Lynx guard Katie Smith sets the WNBA single-game scoring record with a 46-point performance, including six three-pointers, in a 100-95 overtime loss to Los Angeles.

July 14, 2001: The West wins the 2001 WNBA All-Star Game in Orlando, defeating the East 80-72. Lisa Leslie earns her second All-Star MVP award.

July 30, 2001: Lisa Leslie scores her 2,538th point to become the WNBA's career scoring leader, surpassing Cynthia Cooper.

August 10, 2001: Katie Smith scores 22 points in Minnesota's 65-51 win over Seattle to break the

WNBA single-season scoring record of 686 points set by Cynthia Cooper in 1999.

August 11, 2001: Los Angeles becomes the first team to go undefeated at home for an entire season, finishing 16-0 at the STAPLES Center.

August 27, 2001: The Charlotte Sting, after dropping the opener of the Eastern Conference Finals at home, go into Madison Square Garden and take both games against the Liberty to derail New York's hopes of making a third consecutive trip to the WNBA Finals. Charlotte advances to the Finals after a 1-10 season start.

September 1, 2001: The Los Angeles Sparks claim their first WNBA Championship to give the city of Los Angeles a sweep of professional basketball titles in 2001. Lisa Leslie becomes the first WNBA player to capture all three MVP awards in the same season, joining NBA greats Shaquille O'Neal, Michael Jordan and Willis Reed as the only pro hoopsters to accomplish this feat. Sparks coach Michael Cooper becomes the first person to claim NBA and WNBA titles, having won five championships as a player with the Lakers. September 1, 2001: The WNBA welcomes its 10 millionth fan prior to Game 2 of the WNBA Finals at the STAPLES Center.

November 13, 2001: The Seattle Storm win the first pick in the 2002 WNBA Draft in the inaugural WNBA Draft Lottery.

June 4, 2002: Katie Smith becomes the WNBA's all-time career leader for three-pointers (233), surpassing Cynthia Cooper (232).

June 5, 2002: Teresa Weatherspoon becomes the first WNBA player to record 1,000 assists during the Liberty's 60-59 victory over the Detroit Shock at Madison Square Garden.

June 8, 2002: The Orlando Miracle and the Cleveland Rockers square off for the longest game in WNBA history. The Miracle claims a 103-99 victory in the 2:57 contest that spans three overtime periods.

June 22, 2002: Utah Starzz forward Natalie Williams records the first 20/20 performance in WNBA history when she scores 22 points and grabs 20 rebounds in Utah's 77-61 win over the Sacramento Monarchs at ARCO Arena.

July 15, 2002: The West earns its fourth straight victory in the 2002 WNBA All-Star Game in Washington, D.C., edging the East 81-76. Lisa Leslie takes All-Star MVP honors for the second straight year and third time in her career.

July 22, 2002: Lisa Leslie becomes the first WNBA player to record 3,000 points during the Sparks' 92-84 victory over Orlando at the STAPLES Center. Leslie records 24 points and 21 rebounds

(tying the league record she set on 6/19/98) in the victory.

July 30, 2002: Lisa Leslie becomes the first WNBA player to dunk in a game when she throws down a one-handed breakaway layup with 4:44 remaining in the first half in Los Angeles' 82-73 loss to Miami at the STAPLES Center.

August 9, 2002: Margo Dydek becomes the first WNBA player to record 500 career blocks.

August 15, 2002: Washington Mystics forward Chamique Holdsclaw becomes the first player to lead the league in both scoring (19.9 ppg) and rebounding (11.6 rpg) in a single season.

August 29, 2002: Los Angeles Sparks rookie guard Nikki Teasley nails the game-winning shot in the waning seconds of Game 2 of the WNBA Finals to give the Sparks their second consecutive WNBA Championship, defeating the New York Liberty. Lisa Leslie earns WNBA Finals MVP honors for the second straight year.

October 8, 2002: The NBA Board of Governors votes to restructure the WNBA to allow individual team ownership, to allow teams to be owned by non-NBA owners and to be located in non-NBA markets.

October 21, 2002: The WNBA announces that the Miracle will be relocated from Orlando to a city to be designated by the WNBA.

November 27, 2002: The Miami Heat organization elects not to assume ownership of the Sol.

December 5, 2002: The WNBA announces that the Utah Starzz will relocate to San Antonio for the 2003 season.

December 30, 2002: The Portland Trailblazers organization elects not to assume ownership of the Fire.

January 10, 2003: San Antonio announces "Silver Stars" as its official team name.

January 28, 2003: The Connecticut Sun join the WNBA for 2003, as the Mohegan Tribe of Indians become the first non-NBA owner in league history. The Orlando Miracle become the Connecticut Sun.

April 24, 2003: The WNBA holds the second annual Draft Lottery and a Dispersal Draft to disseminate players from the Miami Sol and Portland Fire. The Cleveland Rockers win the lottery, while the Detroit Shock make Ruth Riley, formerly of the Sol, the first selection in the Dispersal Draft.

April 25, 2003: At 3 a.m., the WNBA and the WNBAPA sign the league's second Collective

Bargaining Agreement. The agreement is for four years, with a league option for a fifth, and gives WNBA players the first free agency rights in the history of women's professional team sports.

April 25, 2003: The league holds the 2003 WNBA Draft, and Cleveland takes Mississippi State's LaToya Thomas as the first overall pick.

May 23, 2003: Chamique Holdsclaw breaks the WNBA record for rebounds in a game grabbing 24 in the Washington Mystics season-opening win over the Charlotte Sting. She also added 22 points and become the first WNBA player to record two 20-point, 20-rebound performances in a career.

June 7, 2003: Seattle Storm center Lauren Jackson becomes the youngest player in WNBA history to reach the 1,000 point milestone at age 22.

June 10, 2003: Minnesota's Katie Smith becomes the first WNBA player to record 300 three-point field goals in her career.

July 12, 2003: The West captures its fifth straight WNBA All-Star victory at New York's Madison Square Garden by defeating the East All-Stars 84-75, while Los Angeles's Nikki Teasley earns MVP honors.

August 25, 2003: Nikki Teasley finishes the year averaging 11.5 points, 6.3 assists, and 5.1 rebounds becoming the first player in WNBA history to average more than ten points, five assists, and five rebounds in a season.

September 14, 2003: Seattle's Lauren Jackson becomes the first international player to win the WNBA's Most Valuable Player award.

September 16, 2003: The Detroit Shock win their first WNBA title against the Los Angeles Sparks in front of a sell-out crowd and record attendance of 22,076. Detroit's Ruth Riley records a career high 27 points in Game 3 and earns the series MVP.

September 23, 2003: Rebecca Lobo, one of three original WNBA players, (together with Sheryl Swoopes and Lisa Leslie) signed by the league, retires after a seven-year career.

December 3, 2003: The Phoenix Mercury win the first pick in the WNBA Draft in the 2004 WNBA Draft Lottery.

December 17, 2003: The Board of Governors announces three rules changes. The three-point line moves from 19 feet 9 inches to 20 feet 6¼ inches, and the lane is widened from 12 feet to the NBA width of 16 feet. The 30-second shot clock resets to 20 seconds (as opposed to 30 seconds under the previous rule) when a defensive foul or other defensive violation occurs with less than 20 seconds remaining on the shot clock.

January 6, 2004: The WNBA holds a Dispersal Draft to disseminate the players from the Cleveland Rockers. The Phoenix Mercury select forward Penny Taylor with the first overall selection.

April 17, 2004: The league holds the 2004 WNBA Draft, and Phoenix takes the University of Connecticut's Diana Taurasi as the No. 1 overall pick.

June 17, 2004: Ticha Penicheiro passes Teresa Weatherspoon to take over the No. 1 spot in career assists.

July 29, 2004: Lisa Leslie scores her 4,000th career point and becomes the first WNBA player to reach the milestone.

August 2-31, 2004: The WNBA stops play to give players the opportunity to compete in the 2004 Olympic Games in Athens, Greece.

August 5, 2004: USA Basketball defeats the WNBA All-Stars 74-58 as the two teams face-off in the historic game at Radio City Music Hall in New York City. The game was a send off for the US Women's National Team as they prepared to compete in the 2004 Olympic Games in Athens.

September 10, 2004: Lisa Leslie records the WNBA's third triple-double, tying Margo Dydek's record for blocked shots in the process as her 29 points, 15 rebounds and 10 blocked shots leads Los Angeles to an 81-63 victory over the Detroit Shock.

October 12, 2004: The Seattle Storm win their first WNBA title against the Connecticut Sun before a sell-out crowd of 17,072. For the first time in WNBA history, all three games of the WNBA Finals were sell-outs. Seattle guard Betty Lennox averaged 22.3 points for the three games on her way to earning the series MVP.

December 1, 2004: The Charlotte Sting beat the odds to win the first pick in the 2005 WNBA Draft in the fourth annual WNBA Draft Lottery. Charlotte had only a 9.7 percent chance of capturing the first pick.

February 8, 2005: NBA Commissioner David Stern announces that the WNBA will be expanding to Chicago for the 2006 season. The Chicago Sky becomes the second WNBA team to be owned and run by an entity outside of the NBA. In 2003, the Connecticut Sun became the first independently owned and operated WNBA team.

February 15, 2005: Donna Orender is appointed by David Stern as the second president of the WNBA.

April 16, 2005: The league holds the 2005

WNBA Draft, and Charlotte takes the University of Minnesota center Janel McCarville as the No. 1 overall pick.

May 24, 2005: Sheila Johnson, co-founder of Black Entertainment Television, becomes the WNBA's first African-American female owner when she joined Ted Leonsis' Lincoln Holdings LLC, which in turn purchased the Washington Mystics from Washington Wizards' owner Abe Pollin.

July 13, 2005: Katie Smith becomes the first woman in U.S. basketball history to score 5,000 points in her professional career (WNBA and ABL).

August 18, 2005: Anne Donovan becomes the first female WNBA coach – and fourth overall in the league – to win 100 games.

September 18, 2005: Sheryl Swoopes becomes the first three-time WNBA Most Valuable Player in league history.

September 20, 2005: The Sacramento Monarchs clinch the 2005 WNBA Championship, bringing the city of Sacramento their first basketball title.

October 24, 2005: The Minnesota Lynx beat the odds to win the first pick in the 2006 WNBA Draft in the fifth annual WNBA Draft Lottery. Minnesota had only a 16.7 percent chance of capturing the first pick.

February 1, 2006: The WNBA announces the 2006 WNBA Draft and Pre-Draft Camp will be held in Boston, site of the NCAA Women's Final Four. The WNBA events will conclude a week-long celebration of women's basketball emanating from Boston.

April 5, 2006: The league holds the 2006 WNBA Draft, and Minnesota takes the Louisiana State University's Seimone Augustus as the No. 1 overall pick.

June 13, 2006: The WNBA All-Decade Team is selected by fans, a panel of national and WNBA-market media and the league's current players and coaches. The team is comprised of the 10 best and most influential players from its first 10 years of play. Players named were: Sue Bird, Tamika Catchings, Cynthia Cooper, Yolanda Griffith, Lauren Jackson, Lisa Leslie, Katie Smith, Dawn Staley, Sheryl Swoopes and Tina Thompson. Van Chancellor, who led the Houston Comets to consecutive WNBA championships in the league's first four seasons, was named the WNBA's Coach of Decade.

June 23, 2006: In a game against the San Antonio, Los Angeles Sparks center Lisa Leslie scores the 5,000th point in her WNBA career and becomes the first player in WNBA history to reach that milestone.

July 12, 2006: The 2006 WNBA All-Star Game

takes place at New York City's Madison Square Garden. Four rookies – Seimone Augustus, Cappie Pondexter, Sophia Young and Candice Dupree – are named All-Stars. The East squad, led by All-Star MVP Katie Douglas of the Connecticut Sun, earns its first-ever victory with a 98-82 decision. Off the court, the inaugural All-Star Salute: Celebrating Inspiration Luncheon is a key highlight of the festivities as former Secretary of State Madeleine Albright is the keynote speaker.

August 10, 2006: Diana Taurasi scores a WNBA single-game record 47 points in a triple-overtime game against Houston. Taurasi would also finish the 2006 season with new WNBA records for most points in a single-season (860) and highest scoring average in a single season (25.3).

August 30, 2006: As part of the League's 10th Anniversary season, the WNBA Greatest Moment presented by AOL.com is unveiled during Game 1 of the 2006 WNBA Finals. Fans, who were able to log on to www.aol.com/wnba, voted Teresa Weatherspoon's half-court, buzzer-beater – a shot that propelled the New York Liberty to victory in Game 2 of the 1999 WNBA Finals and on to a deciding Game 3 against the Houston Comets – as their favorite moment in the WNBA's 10-year history.

September 3, 2006: Lisa Leslie of the Los Angeles Sparks is named MVP for the third time in her career after having also earned the honor in 2001 and 2004. Leslie joined the Houston Comets' Sheryl Swoopes as the only players in WNBA history to capture MVP honors three times.

September 9, 2006: The 2006 WNBA Finals see the Detroit Shock earn their second league championship when they topped the Sacramento Monarchs in the first WNBA Finals match up ever to reach a fifth and deciding game. The historic game featured a sellout crowd of 19,671 at Joe Louis Arena in Detroit, the second highest Finals crowd in WNBA history. Detroit's Deanna Nolan is named Finals MVP.

October 26, 2006: The Phoenix Mercury wins the sixth annual Draft Lottery and earns the top pick in the 2007 WNBA Draft. It marks the first time that the team whose odds of winning the top pick were mathematically the smallest actually came away with the #1 pick.

November 7, 2006: The WNBA announces the creation of the Dawn Staley Community Leadership Award. The award will be presented to the player who best exemplifies the characteristics of a leader in the community and will reflect Staley's contagious leadership, spirit, charitable efforts and love for the game.

December 7, 2006: The WNBA Board of Governors approves the sale of the Los Angeles

Sparks to an investment group led by Katherine E. Goodman and Carla J. Christofferson.

December 13, 2006: The Charlotte Bobcats Organization announces that it will no longer operate the Charlotte Sting.

January 8, 2007: The WNBA holds a Dispersal Draft to disseminate the players from the Charlotte Sting. The Chicago Sky select guard Monique Currie with the first overall selection.

January 30, 2007: Rule changes are announced for the 2007 season and include the following: the backcourt rule requires offensive teams to bring the ball across the mid-court line within eight seconds rather than 10 seconds; the timeout rule requires that officials grant requests for a timeout (full or 20-second) by a player in the game or the head coach; and the teams will now be able to designate 11 active players and up to two inactive players on playoff rosters, with the ability to activate any inactive players on a game-by-game basis.

January 31, 2007: The WNBA Board of Governors approves the sale of the Houston Comets to Hilton Koch/Hilton Acquisitions, LLC.

February 16, 2007: Electronic Arts announces that six WNBA players are featured in a new videogame NBA STREET Homecourt. Sue Bird, Tamika Catchings, Lauren Jackson, Lisa Leslie, Sheryl Swoopes and Diana Taurasi are the first female professional athletes to ever be featured and go head-to-head with their male counterparts in a videogame.

March 31, 2007: Former University of Texas Head Coach Jody Conradt becomes the inaugural recipient of the WNBA Inspiring Coach Award.

April 4, 2007: The 2007 WNBA Draft presented by adidas takes place in Cleveland, marking the second straight year that the draft was held immediately following the NCAA Women's Division I Championship Game and conducted in the same city as the Final Four. The Phoenix Mercury make Lindsey Harding the top overall pick before trading her to the Minnesota Lynx in exchange for Tangela Smith. The fast-paced draft earned a place in league history when Jessica Davenport, the second overall pick, was subsequently traded from San Antonio to New York in exchange for all-star guard Becky Hammon and a future selection. It marked the first time in WNBA history that the top two picks were traded on Draft Day.

July 15, 2007: The 2007 WNBA All-Star Game, the league's eighth such contest, is played in front of a sellout audience on July 15 at the Verizon Center in Washington, D.C. A crowd of 19,487 fans witnessed the East defeat the West, 103-99, as Cheryl Ford of the Detroit Shock clinched the MVP honors. A key highlight of the All-Star

festivities in 2007 was the second annual All-Star Salute: Inspiring Women Luncheon, featuring keynote speaker and Secretary of State Dr. Condoleezza Rice.

July 15, 2007: Signaling a major milestone in its second decade, the WNBA reaches an eight-year agreement with ESPN to have ABC, ESPN and ESPN2 televise games through the 2016 season. The agreement was announced in conjunction with the 2007 WNBA All-Star Game by Donna Orender, WNBA President, and John Skipper, ESPN Executive Vice President, Content. The agreement extends the WNBA's relationship with ESPN, which began with the league's inaugural season in 1997, to 20 seasons.

July 24, 2007: Seattle's Lauren Jackson scores 47 points in a 97-96 overtime loss to the Washington Mystics, tying Diana Taurasi for the WNBA record for most points in a single game.

July 27, 2007: Lauren Jackson scores her 4,000th career point during a 89-75 win over the Indiana Fever, becoming the youngest and fastest player in league history to reach the milestone. Jackson reaches the milestone in 209 games.

September 5, 2007: Lauren Jackson is named MVP of the league for the second time in her career after having also earned the honor in 2003. Jackson led the WNBA in scoring, rebounding and double-doubles and was also named the WNBA's Player of the Week on five occasions. Jackson joined Lisa Leslie, Sheryl Swoopes and Cynthia Cooper as the only players in WNBA history to capture multiple MVP honors.

September 16, 2007: The 2007 WNBA Finals see the Phoenix Mercury win their first-ever championship behind the play of Diana Taurasi, Penny Taylor and Cappie Pondexter, who was named Finals MVP. The Mercury capped the most exciting WNBA season ever by defeating the defending champion Detroit Shock in five games. It marked the first time that a the WNBA Championship has been won on the road, and Mercury head coach Paul Westhead became the first head coach to win both a WNBA title and an NBA title (1980, Los Angeles Lakers). Total attendance for the 2007 WNBA Finals between the Phoenix Mercury and the Detroit Shock was 74,178, establishing a new all-time WNBA Finals record. In addition, Game 5's crowd of 22,076 at The Palace of Auburn Hills tied the all-time, single-game attendance record for the WNBA Finals (also set on Sept. 16 2003 of the 2003 WNBA Finals, Los Angeles at Detroit).

October 17, 2007: WNBA President Donna Orender announces that the City of Atlanta was awarded a WNBA expansion team for the 2008 season. The new team will be owned and operated by Atlanta businessman J. Ronald Terwilliger.

October 23, 2007: The Los Angeles Sparks win the seventh annual Draft Lottery and earned the top pick in the 2008 WNBA Draft. The Sparks won the lottery for the first time in franchise history, after tying the Minnesota Lynx for fewest wins in 2007.

January 23, 2008: The Atlanta expansion franchise unveils their team name, logo and colors. The Atlanta Dream's color scheme will consist of sky blue and red.

January 28, 2008: The WNBA and the WNBAPA sign the league's third collective bargaining agreement covering six seasons, commencing with the 2008 season and continuing through 2013.

January 29, 2008: Rule changes are announced for the 2008 season and include the following: the inbounding rule will permit a player to pass the ball anywhere (frontcourt or backcourt) on the court during the final minute of the fourth period and the final minute of any overtime period; players not occupying lane spaces shall now remain behind the three-point line (above the free-throw line extended) during free-throws; and instant-replay rules will now require automatic video reviews by the officiating crew in the case of flagrant fouls that result in ejections and other player altercations.

February 6, 2008: The WNBA holds an Expansion Draft to build the inaugural roster of the Atlanta Dream. The Dream selected one player from each team, including Betty Lennox, Katie Feenstra, Erika DeSouza and Kristin Haynie. The Dream also orchestrated trades for Iziane Castro Marques and Ivory Latta.

February 28, 2008: Force 10 Hoops, L.L.C., the entity owned by Seattle businesswomen and civic leaders Anne Levinson, Ginny Gilder, Lisa Brummel and Dawn Trudeau, purchases the Seattle Storm. Seven WNBA teams now fall under the independent ownership model: the Atlanta Dream, Chicago Sky, Connecticut Sun, Houston Comets, Los Angeles Sparks, Seattle Storm and Washington Mystics.

April 4, 2008: North Carolina State Head Coach Kay Yow is honored with the WNBA's Inspiring Coach Award during the Women's Final Four activities in Tampa, Florida.

April 9, 2008: The 2008 WNBA Draft presented by adidas takes place in Tampa, marking the third year that the draft was held immediately following the NCAA Women's Division I Championship Game and conducted in the same city as the Final Four. Candace Parker, Sylvia Fowles and Candice Wiggins were selected as the top three overall picks.

May 17, 2008: Candace Parker of the Los Angeles Sparks nearly posts a triple-double in her pro debut on vs. Phoenix. She had 34 points, 12 rebounds and 8 assists. Her 34 points broke the record for a rookie in a debut game.

May 29, 2008: On May 29 in a double-overtime loss at Indiana, Candace Parker becomes the first player in WNBA history to record a 5x5, which is total of five or more in five different categories. Parker had 16 points, 16 rebounds, six blocks, five assists and five steals.

June 6, 2008: Tina Thompson of the Houston Comets becomes just the second player in WNBA history to reach the 5,000 point milestone, joining Lisa Leslie.

June 22 & 24, 2008: Candace Parker dunks in back-to-back games, joining Lisa Leslie as the only players to have dunked in a WNBA game.

June 28, 2008: Lisa Leslie of the Los Angeles Sparks becomes the first WNBA player to record 3,000 career rebounds.

July 30, 2008: Robin Roberts, co-anchor of ABC News' Good Morning America, is honored as the recipient of the 2008 WNBA Inspiration Award. Roberts is the keynote speaker at the WNBA Inspiring Women Luncheon in San Francisco, an event that also honored the U.S. Olympic Women's Basketball Team and served as a final send-off to the Beijing for the Olympic Games.

July 28-Aug. 27, 2008: The WNBA stops play to give players the opportunity to compete in the 2008 Olympic Games in Beijing, China. The U.S. Olympic Women's Basketball Team defeated Australia in the gold medal game, while Russia defeated China for the bronze. The United States has now won four consecutive Olympic gold medals.

August 31, 2008: Katie Smith of the Detroit Shock reaches the 5,000 career point milestone, joining Lisa Leslie and Tina Thompson.

September 5, 2008: Ticha Penicheiro of the Sacramento Monarchs becomes the first player in WNBA history to record 2,000 career assists.

October 3, 2008: Los Angeles Sparks forward Candace Parker is named the Hanns-G 'Go Beyond' Rookie of the Year as well as the WNBA Most Valuable Player presented by T-Mobile. It marks the first time a rookie won both awards in the same year. The top overall pick in the 2008 WNBA Draft, Parker capped a season in which she also earned All-WNBA First Team honors, two Hanns-G 'Go Beyond' Rookie of the Month Awards (May and July), one Player of the Week Award (Aug. 31) and the Peak Performer Rebounding Award.

October 5, 2008: The 2008 WNBA Finals see the Detroit Shock sweep the San Antonio Silver Stars in three games. The Shock earned their third championship in six years. Detroit's Katie Smith was named Finals MVP.

December 2, 2008: The League announces that the Houston Comets, an original member of the WNBA, would suspend operations.

December 9, 2008: The WNBA holds a Dispersal Draft of the Houston Comets players. Teams drafted in reverse order of their regular-season finish in 2008. The Atlanta Dream selected Sancho Lyttle with the first pick, the Washington Mystics chose Matee Ajavon with the second selection and the Chicago Sky took Mistie Williams with the third pick. December 9, 2008: The Atlanta Dream win the eighth annual WNBA Draft Lottery and earned the top pick in the 2009 WNBA Draft. The winning team had 420 chances out of 1,000 to receive the first overall selection. The lottery went exactly according to odds for the first time in WNBA history.

February 5, 2009: The WNBA Board of Governors votes to allow the expanded use of instant replay by game officials. The two modifications will allow referees to use instant replay 1.) to determine at any point during a game whether a field goal was correctly scored as a two- or three-point field goal, and, for the purposes of awarding the correct number of free throws, whether a shooter was fouled while taking a two- or three-point attempt and 2.) when the game clock malfunctions during a play concluding with no time remaining on the clock (0:00) at the end of any quarter or overtime period.

April 7, 2009: University of Tennessee head coach Pat Summit is named the recipient of the WNBA's Inspiring Coach Award.

April 9, 2009: The 2009 WNBA Draft presented by adidas takes place at the NBA Entertainment studios in Secaucus, NJ. Angel McCoughtry, Marissa Coleman and Kristi Toliver were selected as the top three overall picks.

May 13, 2009: WNBA LiveAccess, a new feature on WNBA.com that provides fans with free access to more than 200 live game Webcasts, is launched and allows fans around the world to access live game Webcasts on individual team websites.

June 1, 2009: The Phoenix Mercury announces a groundbreaking marquee partnership with LifeLock to launch the first-ever branded jersey in WNBA or NBA history. The LifeLock name will appear on the front of Phoenix Mercury player jerseys and on warm-up suits through the 2011 season.

June 5, 2009: The Los Angeles Sparks reach an agreement with the Farmer's Insurance Group of Companies to become the second team to secure a marquee partnership and wear branded jerseys. The Farmer's Insurance Group of Companies name and logo will appear on player jerseys.

June 14, 2009: Tamika Raymond is named the recipient of the 2009 Dawn Staley Community Leadership Award.

July 17, 2009: Sue Bird of the Seattle Storm reaches the 3,000-point plateau, becoming just the third player in league history to score 3,000 points and hand out 1,000 career assists. (Shannon Johnson and Vickie Johnson)

July 29, 2009: Cokie Roberts, political commentator for ABC News, senior news analyst for NPR News, and bestselling author, is honored as the recipient of the 2009 WNBA Inspiration Award. Roberts served as the keynote speaker at the WNBA Inspiring Women Luncheon in Chicago.

August 10, 2009: Lisa Leslie of the Los Angeles Sparks becomes the first player in WNBA history to record 6,000 career points.

August 15, 2009: Lauren Jackson of the Seattle Storm scores her 5,000th point against the Atlanta Dream, becoming the youngest and fastest player in league history to reach the milestone. Jackson joins Lisa Leslie, Tina Thompson and Katie Smith as the WNBA's 5,000 point scorers.

September 5, 2009: Diana Taurasi of the Phoenix Mercury scores her 4,000th point, eclipsing Lauren Jackson as the youngest and fastest player in league history to reach the milestone. Taurasi accomplishes the feat in 197 games.

September 26, 2009: Lisa Leslie tallies 22 points and 9 rebounds in the final game of her WNBA career as the Los Angeles Sparks are defeated by the Phoenix Mercury in the Western Conference Finals. Leslie had previously announced that 2009 would be her final season, and retires as the all-time WNBA record a 5x5, which is total of five or more in five different categories. Parker had 16 points, 16 rebounds, six blocks, five assists and five steals.

June 6, 2008: Tina Thompson of the Houston Comets becomes just the second player in WNBA history to reach the 5,000 point milestone, joining Lisa Leslie.

June 22 & 24, 2008: Candace Parker dunks in back-to-back games, joining Lisa Leslie as the only players to have dunked in a WNBA game.

June 28, 2008: Lisa Leslie of the Los Angeles Sparks becomes the first WNBA player to record 3,000 career rebounds.

July 30, 2008: Robin Roberts, co-anchor of ABC

News' Good Morning America, is honored as the recipient of the 2008 WNBA Inspiration Award. Roberts is the keynote speaker at the WNBA Inspiring Women Luncheon in San Francisco, an event that also honored the U.S. Olympic Women's Basketball Team and served as a final send-off to the Beijing for the Olympic Games.

July 28-Aug. 27, 2008: The WNBA stops play to give players the opportunity to compete in the 2008 Olympic Games in Beijing, China. The U.S. Olympic Women's Basketball Team defeated Australia in the gold medal game, while Russia defeated China for the bronze. The United States has now won four consecutive Olympic gold medals.

August 31, 2008: Katie Smith of the Detroit Shock reaches the 5,000 career point milestone, joining Lisa Leslie and Tina Thompson.

September 5, 2008: Ticha Penicheiro of the Sacramento Monarchs becomes the first player in WNBA history to record 2,000 career assists.

October 3, 2008: Los Angeles Sparks forward Candace Parker is named the Hanns-G 'Go Beyond' Rookie of the Year as well as the WNBA Most Valuable Player presented by T-Mobile. It marks the first time a rookie won both awards in the same year. The top overall pick in the 2008 WNBA Draft, Parker capped a season in which she also earned All-WNBA First Team honors, two Hanns-G 'Go Beyond' Rookie of the Month Awards (May and July), one Player of the Week Award (Aug. 31) and the Peak Performer Rebounding Award.

October 5, 2008: The 2008 WNBA Finals see the Detroit Shock sweep the San Antonio Silver Stars in three games. The Shock earned their third championship in six years. Detroit's Katie Smith was named Finals MVP.

December 2, 2008: The League announces that the Houston Comets, an original member of the WNBA, would suspend operations.

December 9, 2008: The WNBA holds a Dispersal Draft of the Houston Comets players. Teams drafted in reverse order of their regular-season finish in 2008.

The Atlanta Dream selected Sancho Lyttle with the first pick, the Washington Mystics chose Matee Ajavon with the second selection and the Chicago Sky took Mistie Williams with the third pick.

December 9, 2008: The Atlanta Dream win the eighth annual WNBA Draft Lottery and earned the top pick in the 2009 WNBA Draft. The winning team had 420 chances out of 1,000 to receive the first overall selection. The lottery went exactly according to odds for the first time in WNBA history.

February 5, 2009: The WNBA Board of Governors

votes to allow the expanded use of instant replay by game officials. The two modifications will allow referees to use instant replay 1.) to determine at any point during a game whether a field goal was correctly scored as a two- or three-point field goal, and, for the purposes of awarding the correct number of free throws, whether a shooter was fouled while taking a two- or three-point attempt and 2.) when the game clock malfunctions during a play concluding with no time remaining on the clock (0:00) at the end of any quarter or overtime period.

April 7, 2009: University of Tennessee head coach Pat Summit is named the recipient of the WNBA's Inspiring Coach Award.

April 9, 2009: The 2009 WNBA Draft presented by adidas takes place at the NBA Entertainment studios in Secaucus, NJ. Angel McCoughtry, Marissa Coleman and Kristi Toliver were selected as the top three overall picks.

May 13, 2009: WNBA LiveAccess, a new feature on WNBA.com that provides fans with free access to more than 200 live game Webcasts, is launched and allows fans around the world to access live game Webcasts on individual team websites.

June 1, 2009: The Phoenix Mercury announces a groundbreaking marquee partnership with LifeLock to launch the first-ever branded jersey in WNBA or NBA history. The LifeLock name will appear on the front of Phoenix Mercury player jerseys and on warm-up suits through the 2011 season.

June 5, 2009: The Los Angeles Sparks reach an agreement with the Farmer's Insurance Group of Companies to become the second team to secure a marquee partnership and wear branded jerseys. The Farmer's Insurance Group of Companies name and logo will appear on player jerseys.

June 14, 2009: Tamika Raymond is named the recipient of the 2009 Dawn Staley Community Leadership Award.

July 17, 2009: Sue Bird of the Seattle Storm reaches the 3,000-point plateau, becoming just the third player in league history to score 3,000 points and hand out 1,000 career assists. (Shannon Johnson and Vickie Johnson)

July 29, 2009: Cokie Roberts, political commentator for ABC News, senior news analyst for NPR News, and bestselling author, is honored as the recipient of the 2009 WNBA Inspiration Award. Roberts served as the keynote speaker at the WNBA Inspiring Women Luncheon in Chicago.

August 10, 2009: Lisa Leslie of the Los Angeles Sparks becomes the first player in WNBA history to record 6,000 career points.

August 15, 2009: Lauren Jackson of the

Seattle Storm scores her 5,000th point against the Atlanta Dream, becoming the youngest and fastest player in league history to reach the milestone. Jackson joins Lisa Leslie, Tina Thompson and Katie Smith as the WNBA's 5,000 point scorers.

September 5, 2009: Diana Taurasi of the Phoenix Mercury scores her 4,000th point, eclipsing Lauren Jackson as the youngest and fastest player in league history to reach the milestone. Taurasi accomplishes the feat in 197 games.

September 26, 2009: Lisa Leslie tallies 22 points and 9 rebounds in the final game of her WNBA career as the Los Angeles Sparks are defeated by the Phoenix Mercury in the Western Conference Finals. Leslie had previously announced that 2009 would be her final season, and retires as the all-time WNBA.

April 7, 2011: The Washington Mystics sign a marquee partnership with Inova Health System, becoming the fifth WNBA team to have such a partnership. Players will wear Inova Hospital System's name and logo on the front of their home and away jerseys during the 2011 WNBA season.

April 7, 2011: The WNBA and partner adidas unveiled new uniforms for all 12 teams featuring Revolution 30 technology and women's basketball specific TECHFIT base layers.

April 11, 2011: The WNBA becomes the first professional sports league to conduct its annual Draft at ESPN headquarters in Bristol, Conn. The Minnesota Lynx made Maya Moore the top overall selection of the 2011 WNBA Draft presented by adidas. Australian native Elizabeth Cambage, selected second by the Tulsa Shock, and Courtney Vandersloot, tapped third by the Chicago Sky, rounded out the top three picks.

April 21, 2011: Laurel J. Richie, a veteran of more than three decades in consumer marketing, corporate branding, public relations and corporate management, is appointed President of the WNBA, NBA Commissioner David Stern announced. Laurel leaves her post as Senior Vice President and Chief Marketing Officer for Girl Scouts of the USA to join the WNBA.

June 21, 2011: The Los Angeles Sparks host the New York Liberty at STAPLES Center in the WNBA's 15th Anniversary Game, played 15 years to the day of the league's inaugural matchup between the same two teams in LA. The Sparks won 96-91.

July 23, 2011: In honor of the WNBA's 15th season, the league unveiled its "Top 15 Players of All Time" during a halftime ceremony live on ABC at the 2011 WNBA All-Star Game presented by adidas. With consideration given to on-court performance and ability, leadership,

sportsmanship, and community service, as well as to contributions to team success and women's basketball, voting was conducted by fans, select national and WNBA-market media, and by current players and coaches. The players named were: Sue Bird, Tamika Catchings, Cynthia Cooper, Yolanda Griffith, Becky Hammon, Lauren Jackson, Lisa Leslie, Ticha Penicheiro, Cappie Pondexter, Katie Smith, Dawn Staley, Sheryl Swoopes, Diana Taurasi, Tina Thompson, and Teresa Weatherspoon.

August 9, 2011: In a road game at the Phoenix Mercury, Minnesota Lynx all-stars Lindsay Whalen and Seimone Augustus become the 35th and 36th players to surpass the 3,000-point mark for their respective careers, but the first pair of teammates to eclipse the mark in the same game. In the process, Augustus also tied the Mercury's Diana Taurasi as the fastest player in WNBA history to reach 3,000 (151 games).

August 22, 2011: The WNBA and Boost Mobile, an industry leader in no-contract wireless service, announced a landmark multiyear marketing partnership that made Boost Mobile the first league-wide marquee partner of the WNBA. As part of the deal, the Boost Mobile brand logo was subsequently featured on the front of the game jerseys of 10 of the WNBA's 12 teams. It marked the first time the WNBA had a league partner with jersey branding for multiple teams throughout the season other than adidas, the league's official outfitter.

October 2, 2011: Despite falling to the host Minnesota Lynx in Game 1 of the WNBA Finals, Atlanta Dream forward Angel McCoughtry set Finals records for points in a quarter (19 in the third), points in a half (27 in the second), and consecutive points (14 from late in the first half into the third quarter).

October 5, 2011: The Atlanta Dream's Angel McCoughtry surpasses the WNBA Finals record (set by her in 2010) for most points in a single game with 38 in a loss to the host Minnesota Lynx.

October 7, 2011: In a celebration of its 15th season, the WNBA and partner Boost Mobile unveiled the Top 15 Moments in league history as voted by fans. The top moment was Teresa Weatherspoon's half-court shot at the buzzer to win Game 2 of the 1999 WNBA Finals for the New York Liberty and send that series to a decisive third game. Ranking second was the WNBA's first ever game (NY Liberty at LA Sparks, June 21, 1997); third was Sparks' center Lisa Leslie throwing down the first dunk in WNBA history in the first half of a game vs. the Miami Sol.

October 7, 2011: The Minnesota Lynx captured their first WNBA title with a 73-67 win over the Atlanta Dream. Lynx guard/forward Seimone Augustus was named Finals MVP after leading the Lynx to a sweep in the best-of-five series.

Augustus posted 22 points and seven assists in Game 1 and had a franchise-playoff record 36 points in Game 2, including 15 in the fourth quarter.

April 16, 2012: The 2012 WNBA Draft presented by Boost Mobile took place at ESPN headquarters in Bristol, CT, marking the second straight year that the draft was held on the campus of the league's broadcast partner. Stanford's Nnemkadi Ogwumike (Sparks), Tennessee's Shekinna Stricklen (Storm), Notre Dame's Devereaux Peters (Lynx), Tennessee's Glory Johnson (Shock), and Miami's Shenise Johnson (Silver Stars) were the top five picks.

June 3, 2012: Angel McCoughtry of the Atlanta Dream sets the WNBA's single-game mark for most successful free throws without a miss, going 17-for-17 vs. Chicago.

June 15, 2012: With a win over Phoenix on June 15, the defending champion Minnesota Lynx set a WNBA record for the best start to a season, going 10-0 out of the gate before being upended by Seattle.

June 16, 2012: Already the WNBA's career steals leader, Tamika Catchings also took over the top spot in league history for career free throws made when she hit 6-of-8 from the charity stripe against Chicago.

June 17, 2012: Connecticut's Tina Charles, with 23 points and 22 rebounds at Atlanta, became the first player in WNBA history to log three 20-20 games in a career.

July 14-Aug. 15, 2012: The WNBA temporarily stops play to give players the opportunity to compete in the 2012 Olympic Games in London. The U.S. Olympic Women's Basketball Team – comprised of 12 WNBA players – defeated France in the gold medal game. The win gave the United States women their fifth consecutive Olympic gold medal and, dating back to the bronze medal game in 1992, stretched the team's winning streak to 41 games.

Sept. 18, 2012: Already the WNBA's all-time leading scorer, Tina Thompson (Seattle) became the first player in the history of the league to surpass 7,000 career points with her jump shot at the 9:03 mark of the second quarter of the Storm's victory over visiting Chicago at KeyArena. The milestone capped a season in which Thompson also became the first WNBA player to top 15,000 minutes played and 2,450 field goals made.

Aug. 28, 2012: A put-back basket against San Antonio by Minnesota Lynx center McWilliams-Franklin, moved the 14-year veteran and six-time All-Star into first place on the WNBA's career list

for offensive rebounds, surpassing the 1,049 of Yolanda Griffith.

Sept. 22, 2012: Temeka Johnson of the Tulsa Shock finished the regular season with the league's best single-season mark in history for three-point FG percentage (.531, 34 of 64). On the same day, Ticha Penicheiro of the Chicago Sky plays the final game of her career and, with two assists, increases her WNBA career record to 2,599.

Sept. 26, 2012: The WNBA Draft Lottery (to determine the order of selection of the 2013 WNBA Draft) was held for the first time at ESPN's studios in Bristol, Conn., live during the 6 p.m. ET edition of SportsCenter. The Phoenix Mercury ultimately won the top pick, followed in succession by the Chicago Sky, Tulsa Shock, and Washington Mystics.

Oct. 21, 2012: Indiana defeated the defending champion Minnesota Lynx 3-games-to-1, giving the Fever its first WNBA championship in franchise history. Following Game 4, an 87-78 home win at Indianapolis' Bankers Life Fieldhouse, Indiana forward Tamika Catchings was named MVP of the WNBA Finals presented by Boost Mobile. Catchings, a three-time Olympic gold medalist and the league's 2011 MVP, averaged 22.3 points, six rebounds, and two steals during the Finals.

Dec. 13, 2012: Following the league's Board of Governor's Meeting, the WNBA announces it will implement new rules regarding flopping and defensive three-seconds, while also extending the three-point line from 20 feet, 6 1/4 inches to 22 feet, 1 3/4 inches, consistent with the distance inherent in all FIBA competitions. The rules will go into effect beginning with the 2013 season.

March 28, 2013: The WNBA and ESPN announce an extension of their partnership for another six years, paving the way for WNBA games to be televised on ABC, ESPN, and ESPN2 through 2022. The announcement, made by John Skipper, President of ESPN, Inc. and Co-Chairman of the Disney Media Networks, and Laurel J. Richie, WNBA President, extends the WNBA's television relationship with ESPN to 26 years. With the deal, up to 30 live games will be televised on ABC, ESPN or ESPN2 each season, including exclusive telecasts of the WNBA Finals presented by Boost Mobile.

March 28, 2013: On the same day as the WNBA and ESPN announce an extension of their partnership, the league also introduced a new brand identity. The refreshed identity reflects how far the level of play has come in 16 years as stronger, more agile players have made the game more competitive. The cornerstone of the new WNBA visual identity is a more modern "Logowoman" -- the player silhouette within the logo -- that better embodies the athleticism and

diversity of current WNBA players while leveraging the distinctive orange-and-oatmeal color scheme of the league's iconic game ball.

April 15, 2013: For the first time in the WNBA's 17 seasons, the league's Draft is televised live in primetime. The 2013 WNBA Draft presented by State Farm takes place for the third straight year at ESPN headquarters in Bristol, Conn., this time airing live at 8 p.m. ET on ESPN2. One of the most anticipated draft classes in league history is led by the "3 to See" -- Brittney Griner of Baylor, Elena Delle Donne of Delaware, and Skylar Diggins of Notre Dame. The Phoenix Mercury selected Griner with the No. 1 overall pick; the Chicago Sky then took Delle Donne with the No. 2 selection, and the Tulsa Shock claimed Diggins third.

May 27, 2013: While the WNBA's 17th season officially tipped off on May 24, it was a May 27 Memorial Day TV doubleheader on ESPN2 that introduced the "3 to See" -- Phoenix center Brittney Griner, Chicago guard/forward Elena Delle Donne, and Tulsa guard Skylar Diggins -- to WNBA fans. Griner, Delle Donne, and Diggins, the first, second, and third overall draft picks in the 2013 Draft, were the featured players as Tulsa first hosted the Washington Mystics and Phoenix then hosted Chicago.

May 27, 2013: Brittney Griner, the No. 1 overall pick in the 2013 Draft, registered two dunks in her very first game, becoming the first WNBA player ever to dunk multiple times in the same game.

June 8, 2013: The WNBA becomes the first U.S. professional basketball league to implement "Ref Cam" as part of a game telecast. A wireless, HD, mini point-of-view camera positioned at eye-level on game official Lamont Simpson. "Ref Cam" allowed viewers to virtually be on the court when Indiana hosted Phoenix during a live ABC broadcast.

July 6, 2013: Mike Thibault moved ahead of Van Chancellor to become the head coach with the most regular-season victories in WNBA history. Thibault reached the milestone with the Washington Mystics' 62-59 win over the Seattle Storm. The win was Thibault's 212th regular-season victory as a WNBA head coach.

July 27, 2013: The Los Angeles Sparks' Candace Parker was crowned MVP of the 2013 Boost Mobile WNBA All-Star Game after setting an All-Star Game record with 23 points, topping the mark of 22 set by Swin Cash in 2009. Parker shot 10-for-13 from the field and chipped in 11 rebounds. Leading into the All-Star Game, the Chicago Sky's Elena Delle Donne became the first rookie ever to lead all vote-getters for the event.

August 18, 2013: Chicago's Sylvia Fowles became the first player in league history to post two 20-20 games in the same season. Fowles,

who scored 20 points and added 21 rebounds vs. Connecticut on this date, had previously posted 24 points and 22 rebounds vs. Connecticut on May 31.

September 8, 2013: Second-year guard Riquana Williams sets a WNBA single-game scoring record with 51 points in the Tulsa Shock's win at San Antonio. The 51-point effort surpassed the previous mark of 47 set by Phoenix's Diana Taurasi in 2006 and Seattle's Lauren Jackson in 2007.

September 15, 2013: Guard Katie Smith, a veteran of 15 WNBA seasons and a seven-time WNBA All-Star, finishes her illustrious career ranked No. 1 in league history in three-point shots made (906); second in total points (6,452, trailing only Tina Thompson) and minutes played (15,725); fourth in free throws made (1,440); and fifth in field goals made (2,053).

September 22, 2013: Forward Tina Thompson, the only player to play in each of the WNBA's first 17 seasons, plays her final game as Seattle is eliminated from the playoffs by Minnesota in the Western Conference Semifinals. The nine-time WNBA All-Star selection ended her career ranked as the league's all-time leader in points (7,488), field goals made (2,630), and minutes played (16,088); second in free throws made (1,480) and total rebounds (3,070); and fourth in three-point field goals made (748).

October 10, 2013: After advancing to the WNBA Finals for the third consecutive season, the Western Conference champion Minnesota Lynx toppled the Atlanta Dream 3-games-to-0, giving Minnesota its second WNBA title in franchise history and its second crown in a three-year span. Following an 86-77 Game 3 victory at Gwinnett Arena in suburban Atlanta, Lynx forward Maya Moore, the runner-up for the regular-season MVP award, was named the MVP of the Finals. The Georgia native averaged 20 points, six rebounds, and over two assists during the Finals series.

December 10, 2013: The 13th annual WNBA Draft Lottery (to determine the order of selection of the 2014 WNBA Draft presented by State Farm) was conducted in a televised event live on ESPN during SportsCenter for the second straight year. The Connecticut Sun, which had 442 chances out of 1,000 to receive the first overall selection, the most of any of the four teams in the lottery mix, ultimately won the top pick, followed in succession by the Tulsa Shock, San Antonio Silver Stars, and New York Liberty.

January 14, 2014: The WNBA's San Antonio franchise officially changes its nickname from Silver Stars to Stars.

February 5, 2014: The WNBA and NBA Board of Governors unanimously approved the purchase of

the Los Angeles Sparks by an investment group led by Earvin "Magic" Johnson and controlling owner of the Los Angeles Dodgers, Mark R. Walter. The investment group includes Dodger co-owners Todd L. Boehly, Robert L. Patton, and Stan Kasten.

March 7, 2014: The Women's National Basketball Association (WNBA) and the Women's National Basketball Players Association (WNBPA) entered into a new eight-year collective bargaining agreement, commencing with the 2014 season and continuing through 2021. The new collective bargaining agreement includes an additional 12th roster spot, salary cap increases and reduced revenue sharing thresholds, making it more likely that the players will share in league revenue growth. In addition, a new "Time Off Bonus" (up to \$50,000 per team) can be earned by a player who limits the amount of time she will play professional basketball (and/or play for a national team) during the off-season.

April 14, 2014: The 2014 WNBA Draft presented by State Farm is televised live in primetime by ESPN2 from the floor of the Mohegan Sun Arena in Uncasville, Conn. Chiney Ogwumike of Stanford University is selected No. 1 overall by the Connecticut Sun and, in the process, makes history. Ogwumike and her older sister, Nneka -- the No. 1 overall pick in the 2012 Draft by the Los Angeles Sparks -- join NFL stars Peyton and Eli Manning as the only siblings selected with the top pick in a North American professional sports league draft. The Tulsa Shock made Baylor University's Odyssey Sims the No. 2 overall pick and the San Antonio Stars claim Notre Dame's Kayla McBride third.

July 19, 2014: Boost Mobile WNBA All-Star 2014 takes place at US Airways Center, marking the second time the All-Star event takes place in Phoenix. The first WNBA All-Star game to go into overtime is won by the East, 125-124, after the Indiana Fever's Tamika Catchings grabs a defensive rebound and dribbles the length of the floor to score the game-winning layup with 6.9 seconds to play in OT. Atlanta Dream guard Shoni Schimmel, who had been voted into the game as a starter by fans, lives up to her nickname, "Showtime Shoni," and becomes the first rookie ever to earn the All-Star game MVP award. Schimmel set All-Star records for points (29), made field goals (11), and made three-point field goals (7). Like Schimmel, Minnesota's Maya Moore (24 points) and Tulsa's Skylar Diggins (27 points) also surpassed the previous record for points in an All-Star game (23 by Los Angeles' Candace Parker in 2013).

Aug. 5, 2014: The NBA's San Antonio Spurs announce they are hiring WNBA all-star guard Becky Hammon as an assistant coach under head coach Gregg Popovich. Hammon, then of the WNBA's San Antonio Stars and in the midst of

her 16th season as a WNBA player, becomes the first full-time, paid female assistant coach in NBA history.

Sept. 12, 2014: In the WNBA Finals, the Phoenix Mercury sweeps the Chicago Sky, 3-0, to win its third championship in franchise history. After taking the first two games of the best-of-five series at home by 21 and 29 points, respectively, the Mercury is led by guard Diana Taurasi, who scores 14 of her 24 points in the fourth quarter, and by forward Candice Dupree (24 points), as Phoenix edges host Chicago, 87-82, in Game 3. Taurasi, who is subsequently named Finals MVP for the second time in her career, breaks an 82-82 tie with an old-fashioned three-point play.

April 16, 2015: For the second straight year, the WNBA Draft presented by State Farm® is held at Mohegan Sun Arena in Uncasville, Conn. With the No. 1 overall pick, the Seattle Storm makes Notre Dame guard and consensus All-American Jewell Loyd the first Fighting Irish player ever chosen with the top selection. The Tulsa Shock choose Sweden native Amanda Zahui B. of the University of Minnesota with the second overall selection, and the Storm uses its second pick in the top three on the University of Connecticut's Kaleena Mosqueda-Lewis. Loyd and Zahui B., each of whom leave college with eligibility remaining, enter the draft by virtue of turning 22 years of age during the 2015 calendar year.

June 24, 2015: Chicago's Elena Delle Donne scores a career-high 45 points in a win over Atlanta. Coupled with her 40-point effort at Tulsa on June 6, she becomes only the fourth player in league history with two 40-point games in the same season. Delle Donne would go on to be named the 2015 WNBA MVP presented by Samsung.

July 3, 2015: Becky Hammon, a former WNBA All-Star and current NBA assistant coach with the San Antonio Spurs, becomes the first female head coach in the NBA's Las Vegas Summer League when the Spurs announce she will guide their team. Seventeen days later, on July 20, Hammon leads the Spurs to the Summer League title, becoming the first female coach to win a Summer League title.

July 20, 2015: Tulsa Shock majority owner Bill Cameron announces plans to relocate the WNBA team to the Dallas-Fort Worth area, the fourth-largest metropolitan area in the U.S. Cameron asks the WNBA to submit the request to the Board of Governors for approval.

July 21, 2015: Atlanta Dream forward/guard Angel McCoughtry becomes the second-fastest player in WNBA history to reach the 4,000-point milestone, accomplishing the feat in her 206th game (only Diana Taurasi reached the plateau in fewer games – 197).

July 23, 2015: The WNBA Board of Governors unanimously approves the relocation of the Tulsa Shock to the Dallas-Fort Worth metropolitan area. The team then finished the season in Tulsa, reaching the playoffs for the first time since relocating from Detroit prior to the 2010 season.

July 25, 2015: In a game featuring 10 first-time All-Stars, the Western Conference defeats the Eastern Conference, 117-112, in the Boost Mobile WNBA All-Star Game at Mohegan Sun Arena in Uncasville, Conn. Minnesota Lynx forward Maya Moore is named MVP, becoming just the second player (after Lisa Leslie) to win all three of All-Star Game MVP, WNBA MVP presented by Samsung (2014) and WNBA Finals MVP presented by Boost Mobile (2013). Moore scores an All-Star Game-record 30 points, surpassing the mark of 29 set by Atlanta's Shoni Schimmel in 2014). Indiana Fever forward Tamika Catchings – who enters the game as the career All-Star leader in minutes, made field goals, total rebounds and defensive rebounds – tallies eight points and moves ahead of Leslie as the all-time scoring leader in All-Star history. Catchings also moves into the top spot in WNBA All-Star Game history for the most selections (10) and most games played (9). Seattle guard Sue Bird, selected for the ninth time, plays in her eighth All-Star Game and moves into sole possession of second place in that category.

July 28, 2015: Indiana's Tamika Catchings passes Diana Taurasi (6,722) for second place on the WNBA's all-time regular-season points list.

July 31, 2015: Nancy Lieberman, a former WNBA player and head coach, becomes the second female hired as a full-time, paid NBA assistant coach when she joins the staff of the Sacramento Kings.

Aug. 2, 2015: Seattle Storm guard Sue Bird becomes the first player in WNBA history to amass 5,000 points and 2,000 assists. She is the 13th player to reach 5,000 points.

Sept. 24, 2015: The Seattle Storm wins the 15th annual WNBA Draft Lottery presented by State Farm® and earns the top pick in the 2016 WNBA Draft presented by State Farm®. The Lottery is conducted in a televised event at ESPN's headquarters in Bristol during halftime of Game 1 of the Western Conference Finals between the Phoenix Mercury and Minnesota Lynx on ESPN2. Seattle, which entered the Lottery with the most chances to land the top pick (442 out of 1,000), wins the drawing for the second time in a row. Five months earlier, Seattle had used the top pick in the 2015 Draft to select Notre Dame guard Jewell Loyd, who would become the 2015 WNBA Rookie of the Year presented by Samsung.

Oct. 10, 2015: In Game 3 of the WNBA Finals presented by Boost Mobile, Lynx forward Maya

Moore hits one of the biggest shots in WNBA history, a game-winning three-pointer at the buzzer that gives Minnesota an 80-77 win for a 2-1 series edge. Moore's buzzer-beater is the latest in a WNBA Finals game since the New York Liberty's Teresa Weatherspoon hit a half-court buzzer-beater on Sept. 4, 1999 to win Game 2 of the WNBA Finals in Houston and send that series to a third and final game against the Comets.

Oct. 14, 2015: Led by center Sylvia Fowles, a midseason acquisition who would be named MVP of the 2015 WNBA Finals presented by Boost Mobile, the Minnesota Lynx topples the Indiana Fever in Game 5 of the best-of-five series. Minnesota wins its third title in five seasons (2011, 2013) behind head coach Cheryl Reeve and the team's core group of veteran All-Stars in Maya Moore, Seimone Augustus, Lindsay Whalen and Rebekkah Brunson. The Lynx clinches a title on its home court for the first time.

Nov. 2, 2015: In an event held at the University of Texas at Arlington, majority owner Bill Cameron announces that the Tulsa Shock, newly relocated to the Dallas Metroplex, will begin play in 2016 as the Dallas Wings.

Nov. 4, 2015: The WNBA announces that Laurel J. Richie, the third President in league history, will be leaving to pursue other interests, including serving as a board member of several for-profit and not-for-profit institutions. Richie ends a tenure that began on April 21, 2011.

Feb. 10, 2016: Lisa Borders is appointed by NBA Commissioner Adam Silver as the WNBA's fourth President. Borders brings more than 25 years of experience in operations, marketing, government relations and public service. At the time of the announcement, Borders was serving as Chair of The Coca-Cola Foundation and Vice President, Global Community Affairs at The Coca-Cola Company.

March 15, 2016: The WNBA and Verizon announced a new leaguewide marquee partnership, making the wireless provider the league's most prominent marketing partner. As the marquee partner of the WNBA, Verizon branding will be prominently displayed on the front of 10 WNBA team jerseys: the Atlanta Dream, Chicago Sky, Dallas Wings, Indiana Fever, Los Angeles Sparks, Minnesota Lynx, New York Liberty, Phoenix Mercury, Seattle Storm and Washington Mystics.

April 14, 2016: The WNBA Draft presented by State Farm® is held at Mohegan Sun Arena in Uncasville, Conn. The Seattle Storm holds the first overall pick in the draft for the second consecutive year and selects University of Connecticut All-American Breanna Stewart, the first player in NCAA Division I history to be named Most Outstanding Player of the Final Four four times.

For the first time in the history of the WNBA Draft, three players from the same school are selected with the top three picks – UConn's Stewart, Moriah Jefferson (No. 2 by the San Antonio Stars), and Morgan Tuck (No. 3 by the Connecticut Sun).

May 9, 2016: The WNBA announces the launch of WNBA LEAGUE PASS, the new full-season, live-game out-of-market subscription package that will provide fans with access to SINGLE GAME and TEAM PASS options for the first time. The new live game service, formerly called WNBA LiveAccess, will be available through WNBA.com and the WNBA App on iOS and Android devices. For the first time, WNBA LEAGUE PASS will be available on Apple TV (4th generation) and Chromecast through the WNBA App, providing users additional ways to watch WNBA games.

June 21, 2016: WNBA launches the WNBA Top 20@20 Campaign, to recognize the Most Influential Players in League History. Names included are Cynthia Cooper, Becky Hammon, Lisa Leslie, Katie Smith, Sheryl Swoopes, Tina Thompson amongst others

July 28, 2016: Olympic Rosters were announced for the 2016 Summer Olympics in Rio de Janeiro. Twenty-six WNBA players were selected to rosters, the largest WNBA pool in Olympic History.

August 20, 2016: The United States Women's Basketball Team wins the Gold Medal Game against Spain by a score of 101-72. Dallas Wings Center Elizabeth Cambage took home the Most Valuable Player Award for the games and the United States Team went a perfect 8-0 during their Olympic run

September 29, 2016: Seattle Storm Forward Breanna Stewart was named 2016 Rookie of the Year, while the San Antonio Stars win the 2017 Draft Lottery.

October 20, 2016: The Los Angeles Sparks win the WNBA Finals after defeating the Minnesota Lynx 77-76 in the league's 20th season, capturing their third title since their inception in 1997. Sparks forward Nneka Ogwumike was named MVP of the Finals.

April 13, 2017: The 2017 WNBA Draft takes place in New York City, with the San Antonio Stars selecting Washington guard Kelsey Plum with the first overall pick of the draft.

June 18, 2017: Diana Taurasi of the Phoenix Mercury becomes the WNBA's all-time leading scorer, passing Tina Thompson.

July 22, 2017: The 2017 WNBA All-Star game takes place in Seattle, with the Western Conference defeating the Eastern Conference 130-121

September 1, 2017: Seattle Storm point guard Sue Bird becomes the WNBA's all-time leader in assists, passing Ticha Penicherio who held the record with 2,599 assists.

October 4, 2017: The Minnesota Lynx defeat the Los Angeles Sparks in five games to capture their fourth WNBA title since 2010. Lynx Center Sylvia Fowles wins the MVP of the series.

October 17, 2017: The WNBA announces a relocation of the San Antonio Stars to Las Vegas, giving Las Vegas its first professional sports team in the city's history. Bill Laimbeer is named the team's President of Basketball Operations and Head Coach.

November 13, 2017: Las Vegas wins the 2018 WNBA Draft Lottery, in its first season as a franchise.

December 11th, 2017: MGM Resorts announces the Las Vegas Aces as new name for the WNBA Franchise

April 12th, 2018: With the first selection in the 2018 WNBA Draft, the Las Vegas Aces selected Center A'ja Wilson from South Carolina. The pick was also the first draft pick made by the Las Vegas Aces.

April 26th, 2018: WNBA and Nike announce a partnership with newly designed jerseys for its players. Uniforms and apparel made specifically for the women's game.

July 31st, 2018: MGM Resorts International becomes the official gaming partner of the WNBA and NBA.

September 12th, 2018: The Seattle Storm win their third Championship in Franchise History, as they defeat the Washington Mystics. Forward Breanna Stewart wins Finals MVP for the first time in her career.

October 2, 2018: WNBA President Lisa Borders steps down from her position to become the First-Ever President and CEO of Time's Up. NBA Deputy Mark Tatum was named interim WNBA President.

November 1st, 2018: The WNBPA opts out of collective bargaining agreement

December 18th, 2018: ESPN expands its 2019 WNBA Season Coverage with more games being broadcasted on ABC, ESPN, and ESPN2. The increase in coverage increases the exposure of the game and number of games by nearly 25 percent.

March 4th, 2019: Pacers Sports and Entertainment announces that Allison Barber is named President and COO of the WNBA. Tamika Catchings is also named VP of Basketball

Operations

March 19, 2019: The Las Vegas Aces are awarded the first overall pick of the 2019 WNBA Draft, their second straight selection at number one.

April 10th, 2019: The Las Vegas Aces select Jackie Young, a guard from Notre Dame with the first overall selection of the 2019 WNBA Draft.

April 22nd, 2019: WNBA and CBS Sports Agree to Multi-Year Television Partnership. CBS Sports will feature national coverage of 40 live WNBA games in primetime as well as on the weekends, beginning with the 2019 WNBA regular season.

May 15th, 2019: CEO of Deloitte and first woman to ever lead a Big Four professional services firm in the United States Cathy Engelbert is named WNBA Commissioner.

October 10th, 2019: In game five of the 2019 WNBA finals, the Washington Mystics beat the Connecticut Sun 89-78, the Mystics' first championship in team history.

January 14th, 2020: The WNBA and the Women's National Basketball Players Association reached a new 8-year Collective Bargaining Agreement (CBA) starting 2020 season. The new CBA includes an increase in salary, cash compensation, enhanced travel accommodations and new resources for childcare and maternity benefits.



EquiTrust

30

verizon

Cares
COMMUNITY SUPPORT
State Farm

2018 Seasonlong Award

Presented to

Na'ama Ogwumike

Honoring the WNBA
player who best reflects
the passion that the
league and its players
have for giving back
to their communities

Cares
COMMUNITY SUPPORT
State Farm

**WNBA
CARES**







LOS ANGELES
SPARKS
presented by
 EquiTrust