



Presented by
MAYO CLINIC

2017 MEDIA GUIDE






THE COURTS AT MAYO CLINIC SQUARE



The training center has two basketball courts, with the Timberwolves and Lynx each having a primary court. It includes additional offices for coaches, scouts and staff, as well as expanded training and workout areas. The space is accessible to the community with the practice courts being available for youth basketball programs and games.

- Approximately \$20 million investment
- Mortenson Construction is the Construction Manager
- AECOM is the Architect/Engineering Firm
- ICON Venue Group is the Owner's Representative
- 105,000 total square feet
 - 52,000 Timberwolves & Lynx Basketball Operations
 - 23,000 Timberwolves & Lynx Corporate Headquarters
 - 20,000 Mayo Clinic Space
 - 7,500 Mayo Clinic and Timberwolves & Lynx Shared Space
 - 2,000 Timberwolves & Lynx Experience Center
- Two courts
 - Primary court for Timberwolves
 - Primary court for Lynx
- Access to the Mayo Sports Medicine Clinic adjacent to the training center
- Opened for the 2014-2015 Season
- Modern look and feel
- More functional
- Enhanced, enlarged workout area
- Expanded, improved training area
- Improved team classrooms
- Updated technology
- Additional storage
- Natural light
- More transparent for the public
- New youth basketball partnership opportunities
- Creates hundreds of jobs
 - Practice Facility: 600
 - Total project: 1300





2017 LYNX SCHEDULE

MAY

| | | | | | | |
|---------------------------|----|---------------------------|----|--------------------------|----------------------|--------------------------|
| | 1 | 2 | 3 | 4 | 5 | 6 |
| 7 | 8 | 9 | 10 | 11 | 12 | 13 |
| 14 CHI 6:00 PM ↑ | 15 | 16 | 17 | 18 NYL 6:00PM E | 19 | 20 DAL 7:00PM F |
| 21 | 22 | 23 CON 7:00 PM E | 24 | 25 | 26 CON 6:00 PM | 27 |
| 28 SAS 6:00 PM ↑ | 29 | 30 | 31 | | | |

JUNE

| | | | | | | |
|--------------------------|----|----|----|----|---------------------------|---------------------------|
| | | | | 1 | 2 | 3 SEA 8:00 PM |
| 4 | 5 | 6 | 7 | 8 | 9 WAS 6:00 PM | 10 |
| 11 DAL 3:30PM + | 12 | 13 | 14 | 15 | 16 | 17 CON 7:00 PM ↑ |
| 18 | 19 | 20 | 21 | 22 | 23 WAS 7:00 PM E | 24 |
| 25 SAS 6:00 PM | 26 | 27 | 28 | 29 | 30 PHO 9:00 PM + | |

JULY

| | | | | | | |
|---------------------------|----|---------------------------|-----------------------|--------------------------|---------------------------|---------------------|
| | | | | | | 1 |
| 2 | 3 | 4 | 5 | 6 LAS 7:00 PM E | 7 | 8 CHI 7:00 PM |
| 9 | 10 | 11 | 12 | 13 | 14 PHO 9:00 PM | 15 |
| 16 PHO 6:00 PM ↑ | 17 | 18 | 19 DAL 12:00 PM | 20 | 21 | 22 |
| 23 | 24 | 25 NYL 7:00 PM E | 26 | 27 | 28 ATL 6:30 PM F | 29 |
| 30 SEA 6:00 PM | 31 | | | | | |

AUGUST/SEPTEMBER

| | | | | | | |
|---------------------------|----|---------------------------|----------------------|--------------------------|---------------------------|----|
| | | 1 | 2 | 3 ATL 7:00 PM E | 4 | 5 |
| 6 IND 5:00 PM | 7 | 8 ATL 6:00 PM + | 9 | 10 | 11 LAS 7:00 PM ↑ | 12 |
| 13 | 14 | 15 | 16 SEA 9:00 PM | 17 | 18 IND 7:00 PM | 19 |
| 20 NYL 2:00 PM | 21 | 22 PHO 7:00 PM ↑ | 23 | 24 | 25 SAS 7:00 PM | 26 |
| 27 LAS 6:00 PM E | 28 | 29 | 30 IND 6:00 PM | 31 | 1 CHI 7:00 PM | 2 |
| 3 WAS 3:00 PM | 4 | 5 | 6 | 7 | 8 | 9 |

■ = HOME □ = AWAY



NORTH



NORTH PLUS



EVERY GAME

*Home games played at Xcel Energy Center.

*All games Central Time



TABLE OF CONTENTS

The Courts at Mayo Clinic Square 1
 2017 Schedule 2
 2017 Roster 4

PLAYERS

Seimone Augustus 6
 Rebekkah Brunson 11
 Terri Fagbenle 15
 Slyvia Fowles 17
 Natasha Howard 21
 Alexis Jones 24
 Renee Montgomery 26
 Maya Moore 29
 Jia Perkins 33
 Plenette Pierson 37
 Lindsay Whalen 41
 Additional Rights 46

ADMINISTRATION

Staff Directory 48
 Glen Taylor/Limited Partners 50
 Ethan Casson/Chris Wright 51
 Roger Griffith/Carley Knox 52
 Cheryl Reeve 53
 Shelley Patterson/James Wade/Walt Hopkins 54
 Clare Duvelius/Annie Isner 55
 Medical Staff 56
 Mayo Clinic Staff 57
 Lynx Front Office 58
 Prowl 59
 Arena Map & Pricing 60

MEDIA

Media Information/Key Dates 62
 Public Relations Staff 63
 Radio Broadcast Staff 64
 TV Broadcast Staff 65
 WNBA PR Contacts 66
 Lynx Travel Party 67

2016 SEASON

2016 Roster/Season Stats 69
 Finals Stats 70
 Game-by-Game Stats 71
 Day-by-Day Stats 72
 Season Superlatives 73
 Season Summary 74

2016 PLAYOFFS

Player Postseason Stats 79
 WNBA Finals 80
 Conference Finals Recap 82
 Conference Semi-Finals Recap 83

HISTORY

2015 Team Roster 84
 2015 Statistics 85
 2014 Team Roster 92
 2014 Statistics 93
 2013 Team Roster 99
 2013 Statistics 100
 2012 Team Roster 104
 2012 Statistics 105
 2011 Team Roster 110
 2011 Statistics 111
 2010 Team Roster 116
 2010 Statistics 117
 2009 Team Roster 122
 2009 Statistics 123
 2008 Team Roster 128
 2008 Statistics 129
 2007 Team Roster 134
 2007 Statistics 135
 2006 Team Roster 140
 2006 Statistics 141
 2005 Team Roster 146
 2005 Statistics 147
 2004 Team Roster 152
 2004 Statistics 153
 2003 Team Roster 158

2003 Statistics 159
 2002 Team Roster 164
 2002 Statistics 165
 2001 Team Roster 170
 2001 Statistics 171
 2000 Team Roster 176
 2000 Statistics 177
 1999 Team Roster 182
 1999 Statistics 183
 All-Time Record vs. Eastern Conference 188
 All-Time Record vs. Western Conference 190
 Former Player Stats 193
 Lynx Draft History/Lynx Firsts 202
 All-Time Transactions 206
 Historical Dates 211

RECORDS

Lynx Individual Records 222
 Lynx Team Highs 224
 Lynx Team Lows 225
 Opponents Individual Records 226
 Opponents Team Highs 227
 Opponents Team Lows 228
 Two-Team Records 229
 Target Center Records 231
 Miscellaneous Records 234
 Year-By-Year Leaders 241
 Individual Season Highs 244
 Career Leaders 245
 Top Games By Lynx 246
 Top Games By Opponents 247

PLAYOFFS

Individual Playoff Records 249
 Lynx Playoff Highs/Lows 251
 Opponents Individual Playoff Records 252
 Opponents Team Playoff Highs/Lows 253
 2015 Playoffs 255
 2014 Playoffs 261
 2013 Playoffs 265
 2012 Playoffs 270

2011 Playoffs 276
 2004 Playoffs 281
 2003 Playoffs 283

PRESEASON

2016 Preseason Information 286

OPPONENTS

Atlanta Dream 289
 Chicago Sky 291
 Connecticut Sun 293
 Dallas Wings (Tulsa Shock) 295
 Indiana Fever 297
 Los Angeles Sparks 299
 New York Liberty 301
 Phoenix Mercury 303
 San Antonio Stars 305
 Seattle Storm 307
 Washington Mystics 309

WNBA

WNBA Directory 311
 2016 Season Information 312
 2016 WNBA Leaders 313
 League History & Information 315
 League Milestones 317
 All-Time WNBA Award Winners 324
 All-Time WNBA Leaders 327
 Playoff Format 328
 Playoff History 329
 2017 WNBA Draft 331
 WNBA Community Relations 332

COMMUNITY

Lynx Community Initiatives 334

600 Hennepin Avenue North, Suite 300, Minneapolis, MN 55403 • Phone: 612.673.8400

Executive Editor: Ashley Carlson • **Editorial Contributors:** Paul Swanson • **VP of Marketing:** Lindsay Milne • **Creative Services Manager:** Henry Moore • **Art Direction and Design:** Lauren Kuznia
Production & Logistics Manager: John Schissel • **Photography:** David Sherman, NBA Photos

Copyright © 2017 Minnesota Lynx. All WNBA and team insignias depicted in this publication are the property of WNBA Properties, Inc., and the respective teams and may not be reproduced for commercial purposes without the prior written consent of WNBA Properties, Inc. The information contained in this publication was compiled by the Minnesota Lynx and is provided as a courtesy to our fans and the media. The information may be used for personal or editorial purposes only. Any commercial use of this information is prohibited without the prior written consent of the Minnesota Lynx.



2017 ROSTER

SEIMONE AUGUSTUS #33



GUARD

HEIGHT · 6-0
 WEIGHT · 170
 BIRTHDAY · 4/30/84
 YEARS · 11

LOUISIANA STATE 2006

REBEKKAH BRUNSON #32



FORWARD

HEIGHT · 6-2
 WEIGHT · 185
 BIRTHDAY · 12/11/81
 YEARS · 13

GEORGETOWN 2004

TEMI FAGBENLE #14



FORWARD

HEIGHT · 6-4
 WEIGHT · 197
 BIRTHDAY · 9/8/92
 YEARS · R

USC 2017

SLYVIA FOWLES #34




CENTER

HEIGHT · 6-6
 WEIGHT · 212
 BIRTHDAY · 10/6/85
 YEARS · 9

LOUISIANA STATE 2008

NATASHA HOWARD #3




FORWARD

HEIGHT · 6-2
 WEIGHT · 165
 BIRTHDAY · 9/2/91
 YEARS · 3

FLORIDA STATE 2014

ALEXIS JONES #12



GUARD

HEIGHT · 5-8
 WEIGHT · 173
 BIRTHDAY · 5/8/94
 YEARS · R

BAYLOR 2017

RENEE MONTGOMERY #21



GUARD

HEIGHT · 5-7
 WEIGHT · 139
 BIRTHDAY · 12/2/86
 YEARS · 8

CONNECTICUT 2009

MAYA MOORE #23



FORWARD

HEIGHT · 6-0
 WEIGHT · 177
 BIRTHDAY · 6/11/89
 YEARS · 6

CONNECTICUT 2011

JIA PERKINS #7



GUARD

HEIGHT · 5-8
 WEIGHT · 165
 BIRTHDAY · 2/23/82
 YEARS · 13

TEXAS TECH 2004

PLENETTE PIERSON #22




FORWARD

HEIGHT · 6-2
 WEIGHT · 195
 BIRTHDAY · 8/31/81
 YEARS · 14

TEXAS TECH 2003

LINDSAY WHALEN #13



GUARD

HEIGHT · 5-9
 WEIGHT · 166
 BIRTHDAY · 5/9/82
 YEARS · 12

MINNESOTA 2004

Head Coach: Cheryl Reeve (La Salle) · **Assistant Coach:** Shelley Patterson (Washington State) · **Assistant Coach:** James Wade (Kennesaw State) · **Assistant Coach:** Walt Hopkins (Nevada)
Basketball Operations Coordinator: Clare Duwelius (Wayne State College) · **Athletic Trainers:** Chuck Barta (Wisconsin La Crosse) and Kate Taber (Iowa)



ROAR

PLAYERS



SEIMONE AUGUSTUS

GUARD · #33 · HT - 6-0 · WT - 170

COLLEGE: Louisiana State '06

EXPERIENCE: WNBA - 11 Years

BIRTHDATE: April 30, 1984

BIRTHPLACE: Baton Rouge, LA

HIGH SCHOOL: Capital High School (Baton Rouge, LA.)

DRAFTED: 2006 1st Round / 1st Overall (Minnesota)

ACQUIRED: 2006 WNBA Draft

NOTABLE

- WNBA Champion (2015, 2013, 2011)
- 2011 WNBA Finals MVP
- All-WNBA First-Team selection (2012)
- All-WNBA Second-Team selection (2006, 2007, 2011, 2013, 2014)
- Olympic gold medalist (2016, 2012, 2008)
- FIBA World Championship Gold Medalist (2014)
- WNBA All-Star (2015, 2014, 2013, 2011, 2007, 2006)
- WNBA Player of the Week (2011: 3), (2010: 1), (2009: 1), (2008: 1), (2006: 1)
- WNBA Player of the Month (July 2011)
- Lynx franchise leader in points (5,131) and field goals (2,077)
- Reached 3,000 points in just 151 career games, matching Diana Taurasi as the fastest ever to the plateau
- One of three players in WNBA history to post a 50/45/85 season (2011)
- 108 20+ point games, most in franchise history
- 2006 WNBA Rookie of the Year
- First overall pick in 2006 WNBA Draft

CAREER HIGHS

| | |
|------------------|---|
| MINUTES: | 43, June 20, 2008 at Detroit |
| FGM: | 16, July 29, 2007 at Sacramento |
| FGA: | 28, June 24, 2006 vs. New York |
| 3-FGM: | 6, September 4, 2012 vs. Los Angeles |
| 3-FGA: | 10(2x), September 4, 2012 vs. Los Angeles |
| FTM: | 14, July 9, 2006 vs. San Antonio |
| FTA: | 15, July 9, 2006 vs. San Antonio |
| OFF REBS: | 4(4x), MR: August 7, 2011 at Los Angeles |
| DEF REBS: | 8(3x), MR: August 10, 2010 at San Antonio |
| REBOUNDS: | 9(5x), MR: August 31, 2012 vs. Tulsa |
| ASSISTS: | 10, June 10, 2008 at Connecticut |
| STEALS: | 4, July 3, 2008 at Los Angeles |
| BLOCKS: | 3(2x), MR: June 14, 2013 at Tulsa |
| POINTS: | 39, July 29, 2007 at Sacramento |





SEIMONE AUGUSTUS

GUARD · #33 · HT 6-0 · WT 170

WNBA STATS

| YEAR | G-GS | MIN | Field Goals | | | 3-Point FG | | | Free Throws | | | Rebounds | | | AST | STL | TO | BLK | PTS | PPG |
|---------------|----------------|-------------|-------------|-------------|-------------|------------|------------|-------------|-------------|------------|-------------|------------|------------|-------------|------------|------------|------------|------------|-------------|-------------|
| | | | FG | FGA | PCT | FG | FGA | PCT | FT | FTA | PCT | OFF | DEF | TOT | | | | | | |
| 06/MIN | 34-34 | 1124 | 283 | 620 | .456 | 30 | 85 | .353 | 148 | 165 | .897 | 15 | 113 | 128 | 50 | 21 | 71 | 18 | 744 | 21.9 |
| 07/MIN | 34-33 | 1093 | 296 | 583 | .508 | 26 | 62 | .419 | 151 | 173 | .873 | 37 | 99 | 136 | 79 | 41 | 83 | 21 | 769 | 22.6 |
| 08/MIN | 31-31 | 1042 | 233 | 496 | .470 | 20 | 63 | .317 | 105 | 118 | .890 | 28 | 92 | 120 | 83 | 32 | 52 | 12 | 591 | 19.1 |
| 09/MIN | 6-6 | 178 | 49 | 86 | .570 | 9 | 14 | .643 | 19 | 21 | .905 | 4 | 21 | 25 | 9 | 12 | 13 | 3 | 126 | 21.0 |
| 10/MIN | 25-25 | 832 | 176 | 410 | .429 | 36 | 107 | .336 | 34 | 51 | .667 | 9 | 72 | 81 | 47 | 17 | 35 | 7 | 422 | 16.9 |
| 11/MIN | 34-34 | 997 | 231 | 458 | .504 | 25 | 60 | .417 | 64 | 74 | .865 | 19 | 101 | 120 | 75 | 30 | 45 | 15 | 551 | 16.2 |
| 12/MIN | 29-29 | 826 | 192 | 391 | .491 | 45 | 103 | .437 | 52 | 61 | .852 | 16 | 89 | 105 | 72 | 27 | 50 | 6 | 481 | 16.6 |
| 13/MIN | 31-31 | 922 | 213 | 413 | .516 | 20 | 69 | .290 | 58 | 66 | .879 | 24 | 74 | 98 | 76 | 18 | 45 | 18 | 504 | 16.3 |
| 14/MIN | 24-24 | 749 | 170 | 333 | .511 | 12 | 36 | .333 | 44 | 52 | .846 | 13 | 74 | 87 | 58 | 10 | 39 | 2 | 396 | 16.5 |
| 15/MIN | 16-16 | 13.8 | 96 | 218 | .440 | 3 | 23 | .130 | 26 | 26 | 1.000 | 9 | 37 | 46 | 39 | 9 | 19 | 5 | 221 | 13.8 |
| 16/MIN | 29-29 | 765 | 138 | 300 | .460 | 13 | 39 | .333 | 37 | 46 | .804 | 14 | 70 | 84 | 71 | 15 | 55 | 11 | 326 | 11.2 |
| TOTALS | 293-293 | 9009 | 2077 | 4308 | .482 | 239 | 661 | .362 | 738 | 853 | .865 | 188 | 842 | 1030 | 659 | 232 | 507 | 118 | 5131 | 17.5 |

PLAYOFFS

| YEAR | G-GS | MIN | Field Goals | | | 3-Point FG | | | Free Throws | | | Rebounds | | | AST | STL | TO | BLK | PTS | PPG |
|---------------|--------------|-------------|-------------|------------|-------------|------------|-----------|-------------|-------------|------------|-------------|-----------|------------|------------|------------|-----------|-----------|-----------|------------|-------------|
| | | | FG | FGA | PCT | FG | FGA | PCT | FT | FTA | PCT | OFF | DEF | TOT | | | | | | |
| 11/MIN | 8-8 | 264 | 69 | 131 | .527 | 7 | 16 | .438 | 31 | 35 | .886 | 4 | 32 | 36 | 30 | 7 | 13 | 5 | 176 | 22.0 |
| 12/MIN | 9-9 | 315 | 61 | 143 | .427 | 10 | 34 | .294 | 29 | 36 | .806 | 6 | 39 | 45 | 19 | 14 | 14 | 3 | 161 | 17.9 |
| 13/MIN | 7-7 | 224 | 53 | 98 | .541 | 3 | 9 | .333 | 13 | 19 | .684 | 1 | 26 | 27 | 10 | 8 | 12 | 5 | 122 | 17.4 |
| 14/MIN | 5-5 | 171 | 35 | 79 | .443 | 3 | 12 | .250 | 20 | 24 | .833 | 6 | 10 | 16 | 12 | 5 | 5 | 1 | 93 | 18.6 |
| 15/MIN | 10-10 | 36 | 55 | 145 | .379 | 2 | 14 | .143 | 16 | 21 | .762 | 9 | 21 | 30 | 25 | 9 | 13 | 3 | 128 | 12.8 |
| 16/MIN | 8-8 | 215 | 33 | 84 | .393 | 3 | 12 | .250 | 20 | 3 | .870 | 5 | 18 | 23 | 26 | 7 | 16 | 2 | 89 | 11.1 |
| TOTALS | 47-47 | 1534 | 306 | 680 | .450 | 28 | 97 | .289 | 129 | 158 | .816 | 31 | 146 | 177 | 122 | 50 | 73 | 19 | 769 | 16.4 |



SEIMONE AUGUSTUS

GUARD · #33 · HT 6-0 · WT 170

Career Transactions

Selected by Minnesota in the 1st round (1st overall) of the 2006 WNBA Draft. Signed on April 19, 2006. Re-signed to a four-year contract on February 9, 2010. Re-signed to a three-year contract on September 13, 2013. Signed a two-year contract extension on September 15, 2016.

WNBA Career Capsule

2016: Concluded her 11th season in Minnesota by starting 29 games, her top total since 2013. Was sidelined for two games (July 9-12) due to a sore left knee and drew three DNP-CDs. Averaged a career-low 11.2 ppg, 2.9 rpg and 2.4 apg in 26.4 mpg, shooting 46.0% from the floor, 33.3% (13-for-39) from beyond the arc and 80.4% from the FT line. Boosted her accuracy to 51.8% (72-for-139) in her last 13 outings, and hit 45.0% (9-for-20) from beyond the arc over her last 12. Signed a two-year contract extension on September 15. Netted 20 points September 11 at San Antonio, her fourth 20+ point night of the season and extending her franchise-record career total to 108. Sank the game-winner with :15.3 left in OT on July 17 at Dallas; she also scored the 5000th point of her WNBA career in that game. Scored 20 points July 15 vs. New York, adding a season-best seven rebounds – including the 1000th of her career. Tallied a season-high 21 points June 11 at Washington, one of six times she was the Lynx' top scorer. Saw her string of made FTs halted at 43 on May 27 vs. Indiana, one shy of Candice Wiggins' club record. Dished a season-high six assists May 18 at Chicago.

2015: Saw her 10th season with the Lynx interrupted by injuries. Started 16 games, missing 10 (July 17-August 11) after undergoing arthroscopic surgery on her right knee and the final eight (August 21-September 11) with a sprained left foot. Averaged a career-low 13.8 ppg, 2.9 rpg and 2.4 apg in 30.0 mpg, shooting 44.0% from the floor. Made all 26 of her FT attempts on the season, running her string of makes to 35, nine short of Candice Wiggins' franchise record. Chosen for the 2015 WNBA All-Star Game, held July 25 in Connecticut, but did not play due to injury. Had 21 points and a season-high five assists July 14 at Connecticut, her third 20+ effort of the year and 104th of her career (extending her own franchise record). Tallied a season best 24 points (in a season-high 37:21) June 25 at Seattle, helping the Lynx overcome an 18-point deficit to win. The June 6 game at Indiana was the 250th of her WNBA career.

2014: Finished her ninth season with Minnesota averaging 16.5 ppg and 3.6 rpg. Started 24 games, missing 10 due to soreness in her left knee. Averaged 16.5 ppg, 3.6 rpg and 2.4 apg in 31.2 mpg, the latter her highest figure since 2010. Led all guards (12th overall) in FG accuracy at 51.1%, the third time she's topped 50%; she also shot 84.6% from the FT line and 33.3% from three-point range. Converted 11 of her final 23 trey attempts, following a 1-for-13 start. Tallied 20+ points on five occasions, pushing her club-record career total to 101 such games, and was Minnesota's top scorer five times. Sank the game-winning basket as time expired on August 5 at Indiana, her first career buzzer-beater. Hauled in a season-best eight rebounds July 31 vs. Phoenix; she dished a season-high six assists July 25 vs. San Antonio, one of three times she led. Selected for the 2014 WNBA All-Star Game, held July 19 in Phoenix, but did not play due to injury. Tallied a game and season-high 26 points June 8 at Los Angeles. Led all scorers with 25 points June 1 at San Antonio; she averaged 19.9 ppg (on 55.6% shooting) during Minnesota's season-opening seven-game winning streak. Dished her 500th career assist May 30 at Chicago. Sank the game-tying FG with :02.3 left in regulation May 18 vs. Connecticut; the minute total (41:37) is her high since 2010.

2013: Averaged 16.3 ppg and shot a career-best 51.6% from the floor. Started 31 games, missing three (July 9-13) due to a sprained left ankle suffered July 7 vs. Phoenix. Ranked 9th in the WNBA in scoring, 7th in FG accuracy and 8th in FT accuracy (87.9%) while logging 29.7 mpg. Shot a career-low 29.0% from three-point range, but converted 35.1% (13-for-37) from beyond the arc in her final 16 contests after a 7-for-32 (21.9%) start. Tallied 20+ points on eight occasions, pushing her club-record career total to 96 such outings, and was Minnesota's top scorer six times. Her nine FT attempts September 12 at Los Angeles are a season high, and her most in a road game since July 24, 2008 at Indiana. Grabbed a season-high eight rebounds August 27 at New York; she pulled in 6+ boards five times in August. Dished a season-high six assists August 22 at Connecticut, one of five times she's led; her 2.5 apg this year is the second-best of her career (2.7 in 2008). Scored the 4000th point of her WNBA career August 16 vs. Tulsa, becoming the 19th player in league history to do so; only Diana Taurasi, Cappie Pondexter and Lauren Jackson required fewer games to reach that mark. Finished with a season-high 29 points in that August 16 vs. Tulsa; she had a team-best 26 points and six assists (in a season-high 39:20) August 11 at Chicago. Started the 2013 WNBA All-Star Game on July 27 in Connecticut, scoring 12 points. Matched her career best with three blocks June 14 at Tulsa; her 27 FT attempts June 8 at Washington were one short of her career high.

2012: Again led the Lynx in scoring. Played in 29 games, missing two (June 6-9) due to a strained right quadriceps and three more (September 9-14) with a sprained right foot. Ranked 9th in the league in scoring (16.6 ppg), 27th in assists (2.5 apg) and among the top 15 in all three shooting categories -- 13th in FG accuracy (49.1%), 4th in three-point accuracy (a

career-best 43.7%) and 11th in FT accuracy (85.2%) -- while logging a career-low 28.5 mpg. Her 45 treys made are also a career high; she ran her string of consecutive made three-pointers to eight June 27 vs. Phoenix, one shy of the WNBA record. Closed the year by making 20 consecutive free throws (and 35 of her final 37), but dipped to 39.0% (46-for-118) from the floor over her last eight contests. The September 17 win vs. Indiana halted her run of double-figure scoring nights at 29 games. Drilled a career-high six three-pointers September 4 vs. Los Angeles, part of a game-high 23-point performance; it was her franchise-record 88th career 20+ outing (8th this year, with Minnesota going 8-0). Moved past Katie Smith (3605) into 1st place on the Lynx' career scoring list in the September 4 game, as well, ending the season with 3684 points. Her nine rebounds August 31 vs. Tulsa tied a career best. Tallied a game-high 23 points August 25 at Atlanta, one of 13 times she was the Lynx' leading scorer. Totaled a season-high 26 points June 21 vs. New York, adding seven rebounds and a season-best eight assists; the latter figure is her high since dealing nine vs. New York on June 24, 2008. Collected a game-high 25 points and a season-high three steals May 24 vs. Los Angeles.

2011: Started all 34 games for the first time since 2007 (third total). Again, led the Lynx in scoring, averaging 16.2 ppg to rank 8th in the WNBA, while logging a team-high 29.3 mpg (18th in the league). Also placed among the top 12 in all three shooting categories -- FG accuracy (50.4%, 12th), three-point accuracy (41.7%, 9th) and FT accuracy (86.5%, 10th) -- to become only the third player in league history to post a 50/40/85 season (Lauren Jackson, 2007; Penny Taylor, 2010). Named Western Conference Player of the Month for July, the first such honor of her career; she tallied 19.0 ppg (54.9%) and 3.6 rpg in eight July outings. Earned Western Conference Player of the Week recognition three times (July 25, August 8, August 29), hiking her career total to seven. Was Minnesota's leading scorer on 17 occasions, reaching double figures 30 times. Went over the 3000-point mark August 9 at Phoenix, doing so in her 151st WNBA game to tie Diana Taurasi for the fastest ever to 3000. Finished with a season-high 26 points in that Phoenix game, one of nine 20+ efforts. Collected nine points and three assists in the 2011 WNBA All-Star Game, held July 23 in San Antonio.

2010: Averaged 16.9 ppg (ranking 8th in the WNBA) and shot a career-low 42.9% from the floor. Started the final 25 games, having missed the first nine after undergoing abdominal surgery on April 24; Minnesota went 11-14 with her in the lineup, following a 2-7 start. Ranked 3rd in the league in minutes played (33.3 mpg) and 32nd in three-point accuracy (33.6%). Tallied 20+ points on 10 occasions (the Lynx were 8-2), hiking her career total to 71. Made her 1000th career FG on August 10 at San Antonio. Scored the 2500th point of her career August 1 vs. Seattle, reaching that mark in her 120th career game; only Cynthia Cooper (117) required fewer contests. Tallied 36 points July 24 vs. Phoenix, her lone 30+ effort of the year and the 13th of her career; Katie Smith held the previous club record with 12. The 36 points (and 14 FGM) are also Target Center records; Smith scored 34 points on three occasions. Matched her career high with five treys July 24 vs. Phoenix (also June 18 vs. Tulsa). Named the WNBA's Western Conference Player of the Week for June 14-20.

2009: Saw her season cut short after suffering a torn anterior cruciate ligament in her left knee June 17 at Phoenix. She underwent surgery on July 7, and was sidelined for the final 28 games. Appeared in six games prior to the injury, averaging 21.0 ppg and 4.2 rpg while shooting a blistering 57.0% from the floor -- including 64.3% (9-for-14) from three-point range -- and 90.5% from the FT line in 29.7 mpg. Named a member of USA Basketball's 2009-12 Women's National Team on August 17. Racked up a pair of 30-point nights (June 10 vs. Los Angeles, June 16 at Sacramento), boosting her career tally to 12 games with 30+ and matching Katie Smith's franchise record in that category. Named the Western Conference Player of the Week on June 15, the third such honor of her career.

2008: Finished as the WNBA's 3rd-leading scorer at 19.1 ppg. Started all 31 of her appearances, missing the first game of her WNBA career when a sprained toe on her right foot sidelined her June 28 at San Antonio. Also missed the season's final two games (September 12-14) after sustaining a mild concussion September 9 vs. Indiana. Left that contest in the first quarter, snapping her streak of 88 consecutive double-figure scoring nights, the second-longest such run in WNBA history (Cynthia Cooper, 92). Scored her 2000th career point July 27 vs. Los Angeles, reaching the mark in her 93rd contest; only Cooper (90) accomplished that feat in fewer games. Earned Western Conference Player of the Week honors on June 2, her second career award. Was Minnesota's top scorer 19 times, with 15 games of 20+ points and nine of 25+, and also led in assists on seven occasions. Poured in a season-high 30 points July 19 at San Antonio, her 10th career 30+ night; she sank 11 straight FG attempts during the game, one short of her own franchise record.

2007: Earned Second Team All-WNBA honors and finished eighth in the league's Most Valuable Player balloting. Started all 34 games, ranking 2nd (behind only Lauren Jackson) in scoring at 22.6 ppg; her 769 total points surpass her own franchise record (744 in 2006) and mark the second-highest total in league annals (Diana Taurasi 860, 2006). Became the first player since 1997 (Cynthia Cooper and Eva Nemcova) to finish among the league's top 10 in scoring and all three shooting categories -- 4th in FG accuracy (50.8%), 5th in three-point accuracy (41.9%) and 7th in FT accuracy (87.3%). Tallied 20+ a club-record 23 times, breaking Katie Smith's previous mark (21 in 2001). Erupted for a career-high 39 points July 29 at



SEIMONE AUGUSTUS

GUARD · #33 · HT 6-0 · WT 170

Sacramento, her third 30+ effort of the season and equaling the 9th-best single-game total in WNBA history; the 16 FGM also broke the club record she shared with Smith. Contributed eight points, seven rebounds, two assists and two steals in the 2007 WNBA All-Star Game, played July 15 in Washington, D.C. Scored her 1000th career point June 16 vs. Los Angeles (doing so in her 46th game), and crossed the 1500-point plateau in the August 19 finale vs. San Antonio. Set a WNBA single-game record for FG accuracy with her 11-for-11 effort June 8 at L.A.

2006: Capped off her first season in Minnesota by garnering Rookie of the Year honors and being named to the All-WNBA Second Team. Started all 34 games, tallying 21.9 ppg; she ranked 2nd in the league in scoring, becoming one of just 10 players in WNBA history to average 20+ ppg over a season. Broke Katie Smith's franchise single-season scoring record (739 points, 2001) in the August 13 finale at Los Angeles. Also set club records for FGs made (283) and attempted (620). Was Minnesota's top scorer 27 times, tallying 20+ points on 20 occasions. Registered six games with 30 or more, making her the third player in WNBA history to accomplish that feat (Taurasi, Cynthia Cooper). Scored a season-high 32 points (including a franchise-record 17 in the 3rd quarter) July 30 at New York; she also tallied 32 points vs. San Antonio (July 9), vs. Phoenix (June 18) and vs. Seattle (June 14). Was the Western Conference's top scorer with 16 points in the 2006 WNBA All-Star Game, held July 12 in New York. Her 28 FGAs June 24 vs. New York are a club single-game high, eclipsing her own mark (26 vs. Seattle, June 14). Named WNBA Player of the Week on June 5, the first Minnesota player to be honored since Smith.

Playoffs

2016: Started all eight playoff games averaging 11.1 points, 2.9 rebounds and 3.3 assists.

2015: Captured her third WNBA Championship with the Lynx, started all 10 playoff games, averaging 12.8 points, 3.0 rebounds and 2.5 assists.

2014: Averaged 18.6 points, 3.2 rebounds and 2.4 assists in five games. Capped her 14th career 20-point playoff effort on Sunday, August 31. Combined with Maya Moore and Lindsay Whalen to tally 57 points on 26-of-59 shooting for the Lynx in game three of the Western Conference Finals.

2013: Started all seven playoff games. Averaged 17.4 points and 3.9 rebounds in 32.0 minutes per game. In Game 2 of the Finals, scored 20 points on 9-of-12 shooting to help the Lynx go up 2-0 in the series over Atlanta.

2012: Averaged 17.9 points and 5.0 rebounds in 35.0 minutes per game while leading the Lynx to a second consecutive WNBA Finals appearance. In Game 2 of the Finals, scored 23 of her 27 points in the second half to help the Lynx finish off a 83-71 win to even the series.

2011: In her first career postseason appearance, led the Lynx to the first WNBA Championship in franchise history, averaging a team-best 22.0 points per game in eight postseason games. Was named 2011 WNBA Finals MVP after averaging 24.7 ppg as the Lynx swept the Atlanta Dream to win the championship. Scored a single-game franchise postseason high 36 points on 11-of-14 shooting in Game 2 of the WNBA Finals against the Dream.

International

2016: Captured her third Olympic gold medal at the 2016 Summer Games in Rio de Janeiro alongside teammates Sylvia Fowles, Maya Moore and Lindsay Whalen... Averaged 6.8 points on 56.3% shooting, 3.3 rebounds and 3.3 assists.

2015: Participated in USA Basketball's Women's National Team mini-camp in Las Vegas, Nevada alongside teammates Maya Moore and Monica Wright.

2014: Earned gold at the 2014 FIBA World Championship, averaging 9.3 points, 3.7 rebounds and 1.7 assists per game in the tournament.

2012: Won gold at the 2012 Summer Olympics in London; she averaged 7.8 ppg (43.1%) and 2.5 rpg in eight contests for Team USA.

2011: Participated in the USA Basketball-Women's National Team May Training Camp in Las Vegas.

2010: Trained with the USA Basketball Women's National Team in preparation for the 2010 FIBA World Championship for Women. Did not make the final roster.

2009: Named to 2009-12 USA Basketball Women's National Team on August 17, 2009. Forced to sit out fall training camp session due to injury.

2008: A member of the gold medal-winning Team USA at the 2008 Summer Olympics in Beijing, China where she averaged 7.9 ppg (.466 percent), 2.3 rpg and 1.4 apg in eight appearances (17.8 mpg). Appeared in 22 games for USA Basketball during the 2007-08 winter campaign, scoring 11.1 ppg (.559 percent) with 2.8 rpg

2007: Won a gold medal at the 2007 FIBA Americas Championship last September in Valdivia, Chile, tallying 10.6 ppg (57.1%) and 2.2 rpg in five appearances.

2006: Earned a bronze medal at the 2006 FIBA World Championships in Sao Paulo, Brazil, scoring 4.8 ppg (51.6%) in eight contests.

2005: Member of USA Basketball's gold-medal-winning 2005 World University Games squad (held in Izmir, Turkey).

2003: A member of the 2003 United States World Championship for Young Women Gold Medal team... Earned MVP of the 2003 FIBA World Championship for Young Women by leading the United States to the Gold Medal by averaging 10.6 ppg, 3.8 rpg and 2.4 spg.

Overseas

2015-16: Returned for her third consecutive season with Dynamo Kursk in Russia, averaging 9.5 points, 4.5 rebounds and 2.1 in 13 Premier League games played in 12 EuroLeague games, averaging 10.3 points, 3.3 assists and 3.2 rebounds.

2014-15: Returned to Dynamo Kursk in Russia, averaging 13.1 points, 4.1 rebounds and 2.8 assists in 18 Premier League games played 17 EuroLeague games with Dynamo Kursk, averaging 13.6 points, 4.7 rebounds and 2.9 assists per game.

2013-14: Played for Dynamo Kursk in Russia, averaging 14.9 points, 3.4 rebounds and 2.6 assists in 22 Premier League games. Appeared in 12 EuroCup games with Dynamo Kursk, averaging 14.1 points, 4.7 rebounds and 1.8 assists per game.

2012-13: Played with Sparta&K Moscow Region for the second straight season, averaging 14.6 points, 3.9 rebounds and 2.5 assists in 25 Premier League games. Appeared in 15 EuroLeague games with Sparta&K, averaging 13.6 points, 3.5 rebounds and 2.7 assists per game.

2011-12: Played for Sparta&K Moscow Region in the Russian League. Appeared in 19 EuroLeague games with Sparta&K, averaging 16.9 points on 48.7 percent shooting. Grabbed 4.6 rebounds and dished out 2.0 assists per game. Led Sparta&K to a 6th place finish in EuroLeague play. Appeared in 26 games during Russian League play. Averaged 13.1 points, 3.8 rebounds and 1.7 assists in 26.1 minutes per game. Led Sparta&K to second place finish in Russian League play.

2010-11: Returned to Galatasaray, in 12 EuroLeague games, averaged 13.8 points and 3.1 rebounds per game. Played in 34 games in the Turkish League, averaging 14.5 points per game while shooting 49.0 percent from the floor.

2009-10: Did not play overseas in order to rehabilitate knee injury suffered during 2009 WNBA season.

2008-09: Appeared in 41 games for Istanbul-based Galatasaray. In 26 games in the Turkish League, averaged 16.2 ppg and 4.1 rpg while shooting 51.0 percent from the floor. Led Galatasaray to the EuroCup Championship, averaging 20.0 ppg and 4.6 rpg in 15 games. Named EuroCup Player of the Year for her efforts.

2007-08: Played for Dynamo Moscow in the Superleague and EuroLeague, posting 16.8 ppg, 5.0 rpg and 2.1 apg in 11 EuroLeague contests while shooting 49.4% from the floor and 15.5 ppg, 3.7 rpg and 1.9 apg while shooting 50.9% in 17 Superleague games.

2006-07: Played for Dynamo Moscow in the Superleague and EuroCup, tallying 13.6 ppg and 3.7 rpg while shooting 54.6% from the floor and 40.3% from long range in 39 outings. Sparked Dynamo to the EuroCup championship on April 11, as well as a second-place finish in the Russian Superleague's regular season.

College

Became the first female athlete at LSU to have jersey retired when on January 24, 2010, the program hung her #33 jersey from the rafters of the Maravich Center, joining the likes of Pete Maravich, Bob Pettit, Rudy Macklin and Shaquille O'Neal. Scored in double digits in 132 of 140 career games (the most in NCAA history), including a school-record 97 straight games. Ended her career at LSU as the school's 2nd-leading scorer (5th in the SEC) all time with 2,702 points.

2005-06: Named the National Player of the Year by the Associated Press. Won the State Farm Wade Trophy, the Naismith Award and the John R. Wooden Award as the nation's top player. Named first-team All-American by the AP, the USBWA and



SEIMONE AUGUSTUS

GUARD · #33 · HT 6-0 · WT 170

the Wooden Award, and earned Kodak All-America honors for the third straight year. Received the Senior C.L.A.S.S. Award. Named the SEC Player of the Year and earned first-team All-SEC honors by the coaches and the A.P. Finished the season as the NCAA scoring leader with 22.7 ppg.

2004-05: Won the State Farm Wade Trophy, the Naismith Award and the John R. Wooden Women's Award as the nation's top player. Named National Player of the Year by the USBWA and the A.P. Named the 2004-05 Honda Sports Award winner for basketball. Received the Victor Award as the top female collegiate basketball player. Earned WBCA/Kodak All-America for the second straight year, and was a first-team All-America selection by the Wooden Award, the USBWA and the A.P. Named the SEC Player of the Year by the coaches and the A.P. A unanimous first-team All-SEC selection by the coaches and the AP. Finished the year ranked 2nd in the SEC (10th in the NCAA) in scoring (20.1 ppg), 6th in FG percentage (.539) and 2nd in FT percentage (.869).

2003-04: Named Kodak All-American by the WBCA and third-team All-American by the A.P. Named first-team All-SEC by the coaches and the A.P. Named the USA Basketball Female Athlete of the Year.

2002-03: Named the National Freshman of the Year by the USBWA, Basketball Times, www.WOMENSCOLLEGEHOOPS.com and Gballmag.com. SEC Freshman of the Year by both the coaches and the A.P. Second-Team All-American by Basketball Times. Her 88.8% FT percentage was the best single-season mark in school history.

Personal

Born on April 30, 1984, in Baton Rouge, LA. The daughter of Kim and Seymore Augustus. Ranked 6th among 214 student in the senior class at Capitol H.S. in Baton Rouge, carrying a 3.71 GPA in accelerated classes. Volunteered at the Gus Young Center in Baton Rouge. Received the "Community Service Award" during the 2001 NAACP Freedom Fund Banquet. Enjoys video games, fashion and classic cars, including Chevy Impalas from the 1960s. Named Star Tribune's Sportsperson of the Year for 2011 after leading the Lynx to their first championship in franchise history.



REBEKKAH BRUNSON

FORWARD · #32 · HT 6-2 · WT 180

COLLEGE: Georgetown '04

EXPERIENCE: WNBA - 13 Years

BIRTHDATE: December 11, 1981

BIRTHPLACE: Washington, D.C.

HIGH SCHOOL: Oxon Hill High School (Oxon Hill, MD)

DRAFTED: 2004 1st Round / 10th Overall (Sacramento)

ACQUIRED: Via dispersal draft involving former Sacramento Monarchs players - December 14, 2009

NOTABLE

- WNBA Champion (2015, 2013, 2011, 2005)
- WNBA All-Star (2013, 2011, 2007)
- WNBA Player of the Week (2013: 1), (2011: 2), (2007: 1)
- WNBA Player of the Month (June 2011)
- WNBA All-Defensive First Team selection (2011)
- WNBA All-Defensive Second Team selection (2013, 2010, 2008, 2007)
- WNBA's all-time leader in offensive rebounds (1,078)
- Franchise leader in double-doubles (78)
- Lynx franchise leader in rebounds (1,788), defensive rebounds (1,188) and offensive rebounds (600)
- Single-season franchise record holder for rebounds (310), offensive rebounds (120) and defensive rebounds (205)
- One of 14 players to record 2,000+ rebounds in a career
- Matched WNBA record with six consecutive double-doubles to open the 2011 season
- Became one of eight players in league history to average a double-double over a full season in 2010

CAREER HIGHS

| | |
|------------------|--|
| MINUTES: | 43, June 29, 2007 vs. Chicago |
| FGM: | 13, September 1, 2009 vs. Connecticut |
| FGA: | 18, September 1, 2009 vs. Connecticut |
| 3-FGM: | 1(2x), MR: June 27, 2015 vs. Phoenix |
| 3-FGA: | 2, June 27, 2015 vs. Phoenix |
| FTM: | 10, August 19, 2007 at Phoenix |
| FTA: | 13, August 19, 2007 at Phoenix |
| OFF REBS: | 10, September 7, 2012 vs. Atlanta (2OT) |
| DEF REBS: | 15, August 28, 2012 vs. San Antonio (OT) |
| REBOUNDS: | 20, August 28, 2012 vs. San Antonio (OT) |
| ASSISTS: | 5(4x), MR: June 29, 2016 vs. New York |
| STEALS: | 5(2x) MR: July 14, 2015 at Connecticut |
| BLOCKS: | 4(2x), MR: August 15, 2007 vs. San Antonio |
| POINTS: | 32, September 1, 2009 vs. Connecticut |





REBEKKAH BRUNSON

FORWARD · #32 · HT 6-2 · WT 180

WNBA STATS

| YEAR | G-GS | MIN | Field Goals | | | 3-Point FG | | | Free Throws | | | Rebounds | | | AST | STL | TO | BLK | PTS | PPG |
|---------------|----------------|-------------|-------------|-------------|-------------|------------|-----------|-------------|-------------|-------------|-------------|-------------|-------------|-------------|------------|------------|------------|------------|-------------|------------|
| | | | FG | FGA | PCT | FG | FGA | PCT | FT | FTA | PCT | OFF | DEF | TOT | | | | | | |
| 04/SAC | 34-1 | 494 | 59 | 140 | .421 | 0 | 0 | --- | 33 | 46 | .717 | 42 | 80 | 122 | 19 | 23 | 29 | 13 | 151 | 4.4 |
| 05/SAC | 34-16 | 722 | 105 | 246 | .427 | 0 | 0 | --- | 55 | 92 | .598 | 75 | 112 | 187 | 16 | 28 | 42 | 15 | 265 | 7.8 |
| 06/SAC | 34-14 | 603 | 94 | 204 | .461 | 0 | 0 | --- | 44 | 75 | .587 | 77 | 114 | 191 | 17 | 21 | 40 | 15 | 232 | 6.8 |
| 07/SAC | 33-29 | 932 | 141 | 298 | .473 | 0 | 4 | .000 | 96 | 140 | .686 | 130 | 165 | 295 | 24 | 44 | 58 | 31 | 378 | 11.5 |
| 08/SAC | 30-30 | 779 | 135 | 270 | .500 | 0 | 0 | --- | 57 | 85 | .671 | 87 | 126 | 23 | 13 | 36 | 51 | 20 | 327 | 10.9 |
| 09/SAC | 27-17 | 665 | 124 | 255 | .486 | 0 | 1 | .000 | 83 | 106 | .783 | 67 | 123 | 190 | 9 | 40 | 45 | 16 | 331 | 12.3 |
| 10/MIN | 30-30 | 915 | 117 | 273 | .429 | 0 | 1 | .000 | 106 | 160 | .662 | 120 | 190 | 310 | 23 | 36 | 49 | 29 | 340 | 11.3 |
| 11/MIN | 34-34 | 938 | 137 | 268 | .511 | 0 | 0 | --- | 74 | 111 | .667 | 96 | 205 | 301 | 40 | 28 | 51 | 18 | 348 | 10.2 |
| 12/MIN | 31-31 | 837 | 138 | 273 | .505 | 0 | 0 | --- | 76 | 112 | .679 | 108 | 169 | 277 | 37 | 37 | 40 | 29 | 352 | 11.4 |
| 13/MIN | 33-33 | 965 | 147 | 296 | .500 | 1 | 1 | .000 | 56 | 88 | .692 | 89 | 205 | 294 | 50 | 42 | 39 | 29 | 351 | 10.6 |
| 14/MIN | 11-11 | 303 | 32 | 81 | .395 | 0 | 0 | --- | 15 | 21 | .714 | 27 | 63 | 90 | 17 | 3 | 10 | 8 | 79 | 7.2 |
| 15/MIN | 34-34 | 947 | 105 | 231 | .455 | 1 | 4 | .250 | 54 | 65 | .831 | 87 | 188 | 275 | 62 | 37 | 53 | 28 | 265 | 7.8 |
| 16/MIN | 33-33 | 812 | 92 | 193 | .477 | 0 | 1 | .000 | 60 | 70 | .857 | 73 | 167 | 240 | 58 | 30 | 28 | 9 | 244 | 7.4 |
| TOTALS | 398-313 | 9905 | 1426 | 3028 | .471 | 2 | 12 | .167 | 809 | 1171 | .691 | 1078 | 1907 | 2985 | 385 | 405 | 535 | 260 | 3663 | 9.2 |

PLAYOFFS

| YEAR | G-GS | MIN | Field Goals | | | 3-Point FG | | | Free Throws | | | Rebounds | | | AST | STL | TO | BLK | PTS | PPG |
|---------------|--------------|-------------|-------------|------------|-------------|------------|----------|-------------|-------------|------------|-------------|------------|------------|------------|------------|-----------|-----------|-----------|------------|------------|
| | | | FG | FGA | PCT | FG | FGA | PCT | FT | FTA | PCT | OFF | DEF | TOT | | | | | | |
| 04/SAC | 6-0 | 80 | 7 | 20 | .350 | 0 | 0 | --- | 5 | 7 | .714 | 8 | 9 | 17 | 3 | 2 | 3 | 4 | 19 | 3.2 |
| 05/SAC | 8-8 | 194 | 25 | 56 | .446 | 0 | 0 | --- | 5 | 11 | .455 | 13 | 31 | 44 | 10 | 5 | 9 | 4 | 55 | 6.9 |
| 06/SAC | 9-0 | 154 | 18 | 54 | .333 | 0 | 1 | .000 | 18 | 28 | .643 | 9 | 23 | 32 | 5 | 3 | 9 | 6 | 54 | 6.0 |
| 07/SAC | 3-3 | 88 | 19 | 31 | .613 | 0 | 0 | --- | 7 | 10 | .700 | 4 | 15 | 19 | 1 | 3 | 2 | 5 | 45 | 15.0 |
| 11/MIN | 8-8 | 245 | 34 | 74 | .473 | 0 | 0 | --- | 25 | 32 | .781 | 27 | 59 | 86 | 12 | 7 | 13 | 5 | 95 | 11.9 |
| 12/MIN | 9-9 | 294 | 44 | 90 | .489 | 0 | 0 | --- | 19 | 24 | .792 | 35 | 52 | 87 | 11 | 7 | 19 | 13 | 107 | 11.9 |
| 13/MIN | 7-7 | 228 | 28 | 56 | .500 | 0 | 0 | --- | 18 | 26 | .692 | 21 | 50 | 71 | 16 | 5 | 12 | 7 | 74 | 10.6 |
| 14/MIN | 5-5 | 145 | 15 | 36 | .417 | 0 | 1 | .000 | 4 | 4 | .1000 | 12 | 23 | 35 | 7 | 7 | 4 | 3 | 34 | 6.8 |
| 15/MIN | 10-10 | 28 | 20 | 46 | .435 | 0 | 0 | --- | 13 | 20 | .650 | 22 | 50 | 72 | 17 | 12 | 12 | 5 | 53 | 5.3 |
| 16/MIN | 8-8 | 234 | 26 | 55 | .473 | 0 | 0 | --- | 19 | 24 | .792 | 16 | 36 | 52 | 20 | 10 | 12 | 5 | 71 | 8.9 |
| TOTALS | 73-58 | 1966 | 237 | 517 | .458 | 0 | 2 | .000 | 133 | 186 | .715 | 167 | 348 | 515 | 102 | 61 | 95 | 56 | 607 | 8.3 |



REBEKKAH BRUNSON

FORWARD · #32 · HT 6-2 · WT 180

Career Transactions

Selected by Sacramento in the 1st round (10th overall) of the 2004 WNBA Draft. ... Re-signed by Sacramento to a four-year contract extension on March 3, 2008. Acquired by Minnesota in a dispersal draft of former Sacramento players on December 14, 2009. Signed a three-year contract extension on September 1, 2011. Signed a three-year contract extension on August 16, 2014.

WNBA Career Capsule

2016: Finished her 13th WNBA campaign and seventh with the Lynx by playing in 33 games, sitting out the September 17 finale vs. Atlanta. Contributed 7.4 ppg, 7.3 rpg and 1.8 apg while logging 24.6 mpg; she ranked 10th in the WNBA in rebounding. Shot 47.7% from the floor and a career-best 85.7% (60-for-70) from the line, the latter good for 19th in the league. Passed Taj McWilliams-Franklin (1062) to become the WNBA's all-time leader in offensive rebounds August 28 vs. Seattle. Registered six double-digit board efforts in her final 11 starts, including a season-high 12 rebounds July 20 vs. Atlanta. The Atlanta outing was her second straight double-double, hiking her career total to 78 (a franchise-record 53 in a Lynx uniform); she passed Lauren Jackson (76) for 7th on the WNBA's all-time double-double list July 17 at Dallas. Collected a season-high 16 points at Dallas, one of nine double-digit scoring nights; the minute total (35:46) was also a season best. The missed FT July 5 vs. Chicago ended her run of 34 consecutive makes dating to last year. Led the Lynx with a career-high-tying five assists June 29 vs. New York, and picked off a season-best three steals May 31 at New York.

2015: Started all 34 contests in her 12th WNBA campaign (sixth in Minnesota), finishing as the only player to appear in every game for the Lynx this season. ... Contributed 7.8 ppg, 8.1 rpg and 1.8 apg in 27.8 mpg, shooting 45.7% from the field and a career-best 83.1% (54-for-65) from the FT line. Ranked 5th in the league in rebounding, 17th in steals (1.12 spg) and 21st in blocks (0.76 bpg). Hauled in 276 rebounds on the year; she's now registered the top five single-season board totals in franchise history. Averaged 5.7 ppg (42.1%) and 7.2 rpg in 18 games following the All-Star Break, after scoring at a 10.1 ppg clip (48.8%) with 9.2 rpg in the first 16 contests. Grabbed her 1000th career offensive rebound September 6 vs. New York, joining Taj McWilliams-Franklin and Yolanda Griffith as the only players in WNBA history to reach that plateau. The September 4 double double vs. Indiana (14 pts/11 reb) was her seventh this year and the 76th of her career (tying her with Lauren Jackson for 7th on the WNBA's all-time list) and boosted her franchise-leading total in that category to 51. Equaled her career high with five assists August 23 at Phoenix, and tied her career best with five steals July 14 at Connecticut. Overtook DeLisha Milton-Jones for 5th place on the WNBA's career rebounding chart June 27 vs. Phoenix. Claimed 18 rebounds June 5 vs. Tulsa, tying her own club record for a regulation game.

2014: Wrapped up an abbreviated 11th WNBA campaign (fifth in Minnesota) by starting the final 11 games. Sidelined for the first 23 contests after undergoing arthroscopic surgery on her right knee on May 13; entering the season, she'd missed a total of just 20 games in her career. Contributed 7.2 ppg, 8.2 rpg, 1.5 apg and 0.73 bpg while logging 27.5 mpg. Shot a career-low 39.5% from the floor and 71.4% from the FT line. Averaged 10.5 ppg (on 49.0% shooting) and 8.2 rpg in six Target Center outings, compared with 3.2 ppg (23.3%) and 8.2 rpg in five road starts. Was Minnesota's top rebounder eight times; the Lynx outboarded their opponents by an average of +6.0 rpg (38.4-32.4) in her 11 starts, having posted a +1.1 rpg (33.8-32.7) advantage in the first 23 games. Overtook Tamika Raymond (435) for 1st place on the club's career offensive rebounding list August 15 at San Antonio. Moved past Yolanda Griffith and Lauren Jackson into 7th place on the WNBA's all-time rebounding chart on August 9 at Phoenix. Contributed 10 points and a season-high 12 rebounds July 31 vs. Phoenix, her 43rd double-double in a Lynx uniform and the 69th of her career. Made her 2014 debut on July 22 vs. Atlanta, tallying a season-high 17 points and 12 rebounds in a season-best 35:37.

2013: Wrapped up her 10th WNBA season and fourth with the Lynx by appearing in 33 games and averaging 10.6 ppg and a team-high 8.9 rpg. Missed the July 16 game vs. Tulsa due to a sore right knee. Shot 49.7% from the floor (12th in the league) and 63.6% from the FT line; she also sank the first three-pointer of her career on June 8 at Washington. Ranked 5th in the league in rebounding, 15th in steals (1.27 spg) and 15th in blocks (0.88 bpg). Tied her own franchise single-season record (set in 2010) with 12 double-doubles, pushing her overall totals to 41 in a Lynx uniform and 67 for her WNBA career. Eight of her double-doubles were posted on the road, where she netted 13.8 ppg (on 53.9% shooting) and 9.2 rpg. Led Minnesota with a season-high 24 points and 11 rebounds August 22 at Connecticut, adding a career-high five assists; it's her eighth career 20/10 effort. Also went over the 3000-point mark for her career in that Connecticut outing. Totaled 20 points August 6 at San Antonio, one of three 20+ nights; the four steals tied her season best. Started the 2013 WNBA All-Star Game on July 27 in Connecticut, finishing with 11 points and 11 boards. Moved past Tamika Raymond to become Minnesota's leading career rebounder in the July 24 game vs. Phoenix. Led the Lynx with 18 points and 13 boards July 21 at Phoenix. Named Western Conference Player of the Week on June 10. Added 21 points and a season-high 17 rebounds June 8 at Washington.

2012: Wrapped up her ninth WNBA season (third in Minnesota) by starting 31 games, missing two (July 10-12) due to a strained left calf. Averaged 11.4 ppg and 8.9 rpg -- good for 4th in the WNBA -- while playing 27.0 mpg; she also ranked 8th in FG accuracy (50.5%), 5th in blocked shots (0.94 bpg) and 28th in steals (1.19 spg). Led Minnesota in FT attempts with 112, converting at a 67.9% rate. Totaled 13 points and 19 rebounds over her final four outings (averaging 16.8 mpg), on the heels of an eight-game run (August 21-September 11) in which she notched six double-doubles, averaging 16.4 ppg (53.7%) and 12.4 rpg in 33.6 mpg. Was the Lynx' top scorer four times and leading rebounder on 21 occasions, registering nine point/rebound double-doubles to boost her franchise-best total to 29 and WNBA career tally to 55. Hauled down a career-high 10 offensive rebounds (18 total) September 7 vs. Atlanta, logging a season-high 38:31. Claimed a career-high and franchise-record 20 rebounds August 28 vs. San Antonio, becoming the 15th player in WNBA history to grab 20+ in a game. Also surpassed the 2000-career-rebound plateau in the San Antonio game, becoming the 14th player in league annals to reach that mark. Posted her second straight 20/10 effort (6th career) August 25 in Atlanta, tallying a season-high 21 points with 13 rebounds; she had 20 points and 14 boards August 21 at Seattle. Tied her career best with four assists July 1 at San Antonio, and scored the 2500th point of her career June 17 at Seattle. Totaled 14 points and 13 rebounds in the June 1 victory at Connecticut, and was credited with a season-high three blocks in the May 20 opener vs. Phoenix.

2011: Completed her eighth WNBA season and second with the Lynx, starting all 34 games for the first time in her career. Averaged 10.2 ppg and a team-leading 8.9 ppg (in 27.6 mpg) while shooting a career-high 51.1% from the floor and 66.7% from the FT line. Ranked 3rd in the WNBA in rebounding and 9th in FG accuracy; she broke her own franchise single-season record by pulling down 205 defensive boards. Started the 2011 WNBA All-Star Game on July 23, netting 20 points and nine rebounds. Chosen Western Conference Player of the Week on July 18. Snared a season-high 16 rebounds July 13 vs. Phoenix; she holds the club career record with 20 double-doubles. Named Western Conference Player of the Month for June, the first time a Lynx player has been so honored. The June 24 outing in Seattle halted her run of six straight double-doubles to open the season, tying the WNBA record shared by Lisa Leslie (2003) and Candace Parker (2010). Had 22 points and 14 rebounds June 9 at Seattle, her fourth career 20/10 effort, and logged a season-high 37:23 vs. Atlanta on June 17.

2010: Completed her first season in Minnesota (seventh in the WNBA) by shattering franchise records in all rebounding categories and being named to the league's All-Defensive Second Team for the third time in four years. Started the season's final 30 games, after being activated from the Suspended List on May 24. Tallied 11.3 ppg (on 42.9% shooting) and a career-high 10.3 rpg, becoming one of just eight players in league history to average a double-double over a full season. Ranked 2nd in the league in rebounding and 1st in offensive boards (4.1 rpg). Led Minnesota in rebounding 23 times (16 double-digit nights) and ranked 6th in the WNBA with a franchise-record 12 point/rebound double-doubles. Scored her 2000th career point August 15 vs. San Antonio, and hauled down the 1500th rebound of her career August 20 at Los Angeles. Grabbed a club-record 18 rebounds August 8 vs. New York, surpassing her previous season high of 17 set July 24 vs. Phoenix. Played for the WNBA Stars in the 2010 "Stars at the Sun" game July 10 in Uncasville, Connecticut. Finished with a game and season-high 24 points July 8 vs. San Antonio, her third 20/10 effort; she tallied 23 points with 11 rebounds June 4 at Tulsa, and added 21 points with 13 boards June 22 at New York.

2009: Started 17 of 27 games played, averaging a career-high 12.3 ppg, good for 27th in the league. Hauled in 7.0 rpg (10th best in the league), including five games of 10+ rebounds. Ranked third in the league in offensive rebounds per game (2.5). Poured in a career-high 32 points on a career-high 13 field goals vs. Connecticut on September 1, 2009. Scored in double-figure 19 times, including the last 17 contests, in which she averaged 15.3 ppg.

2008: Averaged 10.9 ppg (50.0 FG%, 67.1 FT%), 7.1 rpg, 0.4 apg, 1.2 spg, 0.7 bpg, and 26.0 mpg in 30 games played (30 started). Scored in double figures in 19 games and tallied five double-doubles.

2007: Averaged a career-high 11.5 ppg (47.3 FG%, 68.6 FT%), 8.9 rpg, 0.7 apg, 1.3 spg, 0.9 bpg, and 28.2 mpg through 33 games played (28 started). Named as a reserve for the 2007 All-Star Game, but could not participate due to injury. WNBA All-Defensive Second Team honoree. Finished the season ranked first in the WNBA in offensive rebounds (130) and second in rebounds per game. Scored in double figures in 21 games and recorded 10 double-doubles. Led the league in offensive rebounds. Scored a career-high 24 points at Phoenix on August 19. Grabbed a career-high 19 rebounds at San Antonio on August 9. Recorded a career-high four blocks at San Antonio on August 15.

2006: Averaged 6.8 ppg (46.1 F%, 58.7 FT%), 5.6 rpg, 0.5 apg, 0.6 spg, 0.4 bpg and 17.6 mpg through 34 game played (14 started). Scored a season-high 18 points at Detroit on July 30. Recorded two double-doubles and scored in double figures eight times.

2005: Averaged 7.8 ppg (42.7 FG%, 59.8 FT%), 5.5 rpg, 0.5 apg, 0.8 spg, 0.4 bpg and 21.2 mpg through 34 game played (16 started). Scored a season-high 17 points at Los Angeles on August 16. Grabbed a season-high 14 rebounds vs. Detroit on



REBEKKAH BRUNSON

FORWARD · #32 · HT 6-2 · WT 180

July 24. Recorded four double-doubles and scored in double figures 12 times.

2004: Averaged 4.4 ppg (42.1 FG%, 71.7 FT%), 3.6 rpg, 0.6 apg, 0.7 spg, 0.4 bpg, and 14.5 mpg through 34 games played (one started).

Playoffs

2016: Averaged 8.9 ppg, 6.5 rpg and a playoff career-high 2.5 apg in eight games...Hauled in her 500th career playoff rebound on Oct. 11 vs. Los Angeles...Passed Lisa Leslie for second on the WNBA's all-time playoff rebound list on Sept. 30 vs. Phoenix.

2015: Averaged 5.3 ppg (43.5%) and 7.2 rpg in 10 playoff starts, becoming just the sixth player (first non-Houston Comet) to win four WNBA championships. Grabbed a club playoff record 19 rebounds September 24 vs. Phoenix.

2014: Started all fives games, averaging 6.8 points and 2.4 assists per game.

2013: Started all seven games, averaging 10.6 points and 10.1 rebounds per game. Posted 15 points and 12 rebounds in Game 3 of the Finals to help the Lynx clinch their second WNBA championship.

2012: Appeared in all nine games, netting 11.9 points and 9.7 rebounds per game. Scored 22 points and hauled down a game-high 15 rebounds in Game 2 of the Western Conference Semifinals.

2011: Captured her second WNBA championship in 2011. Pumped in a career playoff high 26 points October 2 vs. Atlanta, highlighting a postseason that saw her average 11.9 ppg (47.3%) and 10.8 rpg in eight games. Hauled in a franchise playoff record 16 rebounds September 18 at San Antonio.

2007: Averaged 15 ppg (.613 FG%, .700 FT%), 6.3 rpg, 0.3 apg, 1.0 spg, 1.7 bpg and 29.3 mpg through three playoff games (three started).

2006: Averaged 6.0 ppg (.333 FG%, .643 FT%), 3.6 rpg, 0.6 apg, 0.3 spg, 0.7 bpg and 17.2 mpg in nine playoff games.

2005: Helped Sacramento win its lone WNBA title. Averaged 6.0 ppg (.333 FG%, .643 FT%), 3.6 rpg, 0.6 apg, 0.3 spg, 0.7 bpg and 17.2 mpg in nine playoff games.

2004: Averaged 3.2 ppg (.350 FG%, .714 FT%), 2.8 rpg, 0.5 apg, 0.3 spg, 0.7 bpg and 13.3 mpg in six playoff contests.

International

2011: Participated in the USA Basketball-Women's National Team May Training Camp in Las Vegas.

2010: Added to the 2010-12 USA Women's National Team pool.

2008: Helped the USA Women's National Team earn the gold medal and qualify for the 2008 Beijing Olympics during the FIBA Americas Tournament in Chile.

2003: Won a silver medal with the USA team at the 2003 USA Pan American Games in the Dominican Republic.

Overseas

2017:

2015-16: Played her first season with Passalacqua Ragusa in Italy. Appeared in 25 Italian League contests, averaging 16.2 points and 11.4 rebounds.

2013-14: Played her first season with Dynamo Kursk in the Russian Premier League. Appeared in 24 games, averaging 12.9 points, 6.9 rebounds and 1.1 steals per game.

2012-13: Played her first season with USK Praha in the Czech League. Appeared in 29 ZBL games, averaging 16.3 points, 9.0 rebounds and 1.6 steals per game on 53.8% shooting. Won the ZBL Championship with USK Praha. Appeared in 12 EuroLeague games, averaging 12.2 points, 7.2 rebounds per game.

2011-12: Spent the winter playing for Nadezhda Orenburg (Russia), where she averaged 14.9 ppg (47.7%) and 8.5 rpg in 28 Premier League appearances. Also tallied 15.5 ppg and 9.2 rpg while shooting 50.3% in 14 EuroLeague contests, helping Nadezhda advance to the postseason.

2010-11: Helped Spanish club Ros Casares reach the EuroLeague Final Four, tallying 15.5 ppg and 9.2 rpg in 17 contests. Also averaged 16.7 ppg (52.8%) and 8.8 rpg in 30 Liga Femenina starts.

2009-10: Spent her second off-season with Italian side Cras Basket Taranto. Averaged 14.7 ppg and 7.6 rpg in 30 Italian League contests. Also appeared in 12 EuroLeague games, averaging 15.7 ppg and 8.3 rpg in 29.6 mpg. Played in the 2010 EuroLeague All-Star Game, scoring a team-high 15 points.

2007-08: Played for Cras Basket Taranto in Italy, averaging 20 ppg, 14 rpg, 1 apg, 2.2 spg, 0.5 bpg and 33.4 mpg.

2006-07: Played for Dynamo in Russia during the 2006-2007 off-season and averaged 11.2 ppg (.462 FG%, .167 3FG%, .686 FT%), 10.0 rpg, 1.1 apg, 1.4 spg, 0.5 bpg and 23.8 mpg. Won the 2007 FIBA Women's EuroCup.

2005-06: Played for Dexia Namur in Belgium for a second season, averaging 34.7 mpg, 17.6 ppg (47.6 FG%), 11.0 rpg and 2.5 spg and played in the 2006 FIBA All-Star Game.

2004-05: Played for Dexia Namur in Belgium during the 2004-05 off-season and averaged 16 ppg and 8.9 rpg.

College

Georgetown's all-time leading rebounder (1,093) and single season rebound record holder with 336 (2004). Ranks second and third in blocked shots for a single season at Georgetown (51 in 2003, 50 in 2004). Ranks second all-time in career-points (1,762).

2003-04: Associated Press All-America honorable mention BIG EAST Defensive Player of the Year All-BIG EAST First Team Candidate for Naismith College Basketball Player of the Year award. Led Georgetown in scoring (19.1 ppg), rebounding (12.0 rpg), and blocks (50).

2002-03: All-BIG EAST First Team led the BIG EAST in rebounding (10.7 rpg), ranked second in blocks (1.8 bpg) and ranked seventh in points (16.6 ppg).

2001-02: All-BIG EAST honorable mention led Georgetown in scoring (15.1 ppg) and rebounds (8.5 rpg). Missed nine games with a stress fracture in her lower right leg. Set two Georgetown records – free throws made and attempted – netting 19-of-20 from the charity stripe vs. GW on December 5, 2001 and scored a career-high 29 points in that game.

2000-01: BIG EAST Rookie of the Year, All-BIG EAST honorable mention led the conference with 13 double-doubles. Became the first freshman to win the BIG EAST rebounding title (9.2 rpg). Second on the team in scoring (14.8 ppg) and scored 20-plus points six times.

Personal

Nickname is B or BB. Born in Washington, D.C. and has a twin brother. Launched 32 Foundation in 2005, a non-profit corporation based in Maryland (but serves the Washington, D.C. Metropolitan Area) that provides academic and athletic enrichment programs, awards scholarships, initiates programs to spur amateur play and provides mentoring. Loves to buy and remodel houses. First Team All-Met selection her senior year in high school and a third team selection as a junior. Averaged 20.5 points and 15.2 rebounds per game her senior year at OHHS. Her first job was lifeguard duty (for three years). Favorite TV show is Court TV. Loves to sleep and watch movies, especially scary ones.



TEMI FAGBENLE

FORWARD · #14 · HT 6-4 · WT 197

COLLEGE: Southern California

EXPERIENCE: WNBA - Rookie

BIRTHDATE: September 8, 1992

BIRTHPLACE: Baltimore, MD

HIGH SCHOOL: Blair Academy

DRAFTED: Selected by Minnesota in the third round (35th overall) of the 2016 WNBA Draft.

NOTABLE

- Named MVP of the Blue Star Europe Tournament in 2011
- 2012 Olympian for Great Britain
- Second Ivy League women's basketball player in history to compete in the Olympic Games





TEMI FAGBENLE

FORWARD · #14 · HT 6-4 · WT 197

Career Transactions

Selected by Minnesota in the third round (35th overall) of the 2016 WNBA Draft.

International

A 2012 Olympian for Great Britain, averaged 4.8 ppg, 4.0 rpg and 1.2 bpg while playing 20.0 minutes at the London Games. Appeared in all five games for Great Britain at the 2012 Olympics, including starts against Australia, Canada and Russia. Was just the second Ivy League women's basketball player in history to compete in the Olympic Games. Named England's 2010 U18 Player of the Year. Won the 2010 U18 Women's European Championship with England, standing as the tournament leader in five statistical categories including rebounds, double-doubles and two-point field goal percentage. Named MVP of the Blue Star Europe Tournament in 2011.

College

2015-16 SEASON AT USC

A team captain and full-time starter, the 6-4 post player earned a spot on the prestigious All-Pac-12 Team and earned Pac-12 All-Defensive Honorable Mention selection and recorded 10 double-doubles. Led the team in scoring (13.6 ppg), rebounding (8.7 rpg), blocks (1.2 bpg), steals (1.8 spg), free throws made (93) and minutes played (30.3 mpg).

2014-15 SEASON AT HARVARD

An All-Ivy League Second Team selection in her final season at Harvard. Started in all 28 games played and averaged 14.4 points, 10.4 rebounds, 2.0 assists and 1.0 blocks per game. Posted 13 double-doubles and ranked first in the Ivy League and 37th in the country in rebounds per game (10.1). Scored 23 points and grabbed a program record 24 rebounds against Temple. Neared a triple-double with 28 points, 12 rebounds and seven assists vs. Brown.

2013-14 SEASON AT HARVARD

An All-Ivy League First Team selection. College Sports Madness Preseason All-Ivy League First Team. Three-time Ivy League Player of the Week (November 25, January 13 and March 3). Two-time College Sports Madness Ivy League Player of the Week (November 25, January 13). Named to ASU Classic and Fordham Holiday Classic All-Tournament Teams. Averaged 13.3 points and 9.3 rebounds per game in 29 games started. Led the league in rebounding, field goal percentage (.548) and defensive rebounds (6.5). Ranked second in the Ancient Eight in blocked shots (1.4). Posted 11 double-doubles.

2012-13 SEASON AT HARVARD

An All-Ivy League Second Team honoree and Ivy League Rookie of the Year. Set Ivy League record as a 10-time Rookie of the Week winner and named to San Diego Surf 'N Slam Classic All-Tournament Team. Recorded her first career double-double with 13 points and 10 boards at North Dakota. Scored a career-high 26 points on 11-of-14 shooting along with 13 rebounds at Penn. Had a career-high four blocks against SMU.

2011-12 SEASON AT HARVARD

Sat her first year in residency at Harvard.

Personal

Temi Fagbenle was born September 8, 1992 in Baltimore, MD. Lived the majority of her life in London, England. The daughter of Buki and Tunde Fagbenle. Has 11 siblings, Kunle, Dokun, Banke, OT, Luti, Dapo, Tito, Pekun, Torera, Tife and Tani. Dapo played basketball at Campbell and Bellarmine. Her family now lives in Ibadan, Nigeria. Says stepping into Olympic Stadium as a member of the British Olympic Team was her most thrilling sports moment. Enjoys reading, listening to music, biking, eating Nigerian food, singing, dancing and sewing in her free time. Lists Roger Federer as her biggest sports hero. Hopes to travel to every African country. Would like to get involved with creative and artistic modeling. Hopes to play professionally after graduation, and pursue an acting or singing career. Is also interested in starting her own business. Received her master's degree in strategic public relations at USC.



SYLVIA FOWLES

CENTER · #34 · HT 6-6 · WT 212

COLLEGE: Louisiana State '08
EXPERIENCE: WNBA - 9 Years
BIRTHDATE: October 6, 1985
BIRTHPLACE: Miami, FL
HIGH SCHOOL: Gulliver Preparatory
DRAFTED: 2008 1st Round/2nd Overall (Chicago)
ACQUIRED: Acquired by Minnesota on July 27, 2015

NOTABLE

- WNBA Champion (2015)
- WNBA Finals MVP (2015)
- Defensive Player of the Year (2016, 2011, 2013)
- All-WNBA First-Team selection (2010, 2013)
- All-WNBA Second-Team selection (2016, 2011, 2012)
- WNBA All-Defensive First Team (2016, 2013, 2012, 2011, 2010, 2008)
- WNBA All-Defensive Second Team (2014)
- Olympic gold medalist (2016, 2012, 2008)

CAREER HIGHS

MINUTES: 46, June 23, 2011 vs. Connecticut
FGM: 14, August 1, 2010 at Phoenix
FGA: 23, August 1, 2010 at Phoenix
3-FGM: 1, July 24, 2010 at San Antonio
3-FGA: 1, July 24, 2010 at San Antonio
FTM: 14, July 5, 2011 vs. Washington
FTA: 17, July 5, 2011 vs. Washington
OFF REBS: 10, July 10, 2013 vs. Washington
DEF REBS: 17, July 11, 2010 at New York
REBOUNDS: 22, May 31, 2013 vs. Connecticut
ASSISTS: 5, July 30, 2010 at Seattle
STEALS: 5(2x) MR: September 4, 2016 vs. Connecticut
BLOCKS: 8, July 16, 2011 at Atlanta
POINTS: 35, August 1, 2010 at Phoenix





SYLVIA FOWLES

CENTER · #34 · HT 6-56 · WT 212

WNBA STATS

| YEAR | G-GS | MIN | Field Goals | | | 3-Point FG | | | Free Throws | | | Rebounds | | | AST | STL | TO | BLK | PTS | PPG |
|---------------|----------------|-------------|-------------|-------------|-------------|------------|----------|--------------|-------------|-------------|-------------|------------|-------------|-------------|------------|------------|------------|------------|-------------|-------------|
| | | | FG | FGA | PCT | FG | FGA | PCT | FT | FTA | PCT | OFF | DEF | TOT | | | | | | |
| 08/CHI | 17-14 | 430 | 77 | 150 | .513 | 0 | 0 | --- | 24 | 41 | .585 | 28 | 99 | 127 | 5 | 19 | 37 | 36 | 178 | 10.5 |
| 09/CHI | 24-20 | 692 | 103 | 172 | .599 | 0 | 0 | --- | 64 | 99 | .646 | 52 | 136 | 188 | 19 | 21 | 76 | 35 | 270 | 11.3 |
| 10/CHI | 34-34 | 1087 | 228 | 392 | .582 | 1 | 1 | 1.000 | 149 | 196 | .760 | 74 | 264 | 338 | 51 | 39 | 82 | 88 | 606 | 17.8 |
| 11/CHI | 34-34 | 1175 | 263 | 445 | .591 | 0 | 0 | --- | 154 | 201 | .766 | 100 | 247 | 347 | 22 | 41 | 96 | 68 | 680 | 20.0 |
| 12/CHI | 25-25 | 778 | 157 | 246 | .638 | 0 | 0 | --- | 92 | 133 | .692 | 94 | 166 | 260 | 21 | 33 | 53 | 30 | 406 | 16.2 |
| 13/CHI | 32-32 | 1001 | 198 | 338 | .586 | 0 | 0 | --- | 124 | 181 | .685 | 117 | 252 | 369 | 12 | 29 | 66 | 78 | 520 | 16.3 |
| 14/CHI | 20-18 | 596 | 101 | 185 | .546 | 0 | 0 | --- | 65 | 83 | .783 | 45 | 158 | 203 | 11 | 28 | 57 | 41 | 267 | 13.4 |
| 15/MIN | 18-18 | 521 | 103 | 203 | .507 | 0 | 0 | --- | 69 | 94 | .734 | 41 | 109 | 150 | 15 | 18 | 32 | 28 | 275 | 15.3 |
| 16/MIN | 34-34 | 971 | 182 | 306 | .595 | 0 | 0 | --- | 109 | 152 | .717 | 84 | 206 | 290 | 42 | 45 | 63 | 61 | 473 | 13.9 |
| TOTALS | 238-229 | 7251 | 1412 | 2436 | .580 | 1 | 1 | 1.000 | 850 | 1180 | .720 | 635 | 1637 | 2272 | 198 | 272 | 562 | 436 | 3675 | 15.4 |

PLAYOFFS

| YEAR | G-GS | MIN | Field Goals | | | 3-Point FG | | | Free Throws | | | Rebounds | | | AST | STL | TO | BLK | PTS | PPG |
|---------------|--------------|------------|-------------|------------|-------------|------------|----------|------------|-------------|------------|-------------|-----------|------------|------------|-----------|-----------|-----------|-----------|------------|-------------|
| | | | FG | FGA | PCT | FG | FGA | PCT | FT | FTA | PCT | OFF | DEF | TOT | | | | | | |
| 13/CHI | 2-2 | 71 | 12 | 26 | .462 | 0 | 0 | --- | 6 | 11 | .545 | 6 | 18 | 24 | 1 | 4 | 8 | 4 | 30 | 15.0 |
| 14/CHI | 9-9 | 325 | 56 | 104 | .538 | 0 | 0 | --- | 34 | 44 | .773 | 28 | 59 | 87 | 2 | 15 | 19 | 14 | 146 | 16.2 |
| 15/MIN | 10-10 | 309 | 51 | 82 | .622 | 0 | 0 | --- | 24 | 32 | .750 | 26 | 71 | 97 | 12 | 9 | 25 | 16 | 126 | 12.6 |
| 16/MIN | 8-8 | 251 | 44 | 72 | .611 | 0 | 0 | --- | 15 | 20 | .750 | 26 | 52 | 78 | 10 | 7 | 12 | 14 | 103 | 12.9 |
| TOTALS | 29-29 | 956 | 163 | 284 | .574 | 0 | 0 | --- | 79 | 107 | .738 | 86 | 200 | 286 | 25 | 35 | 64 | 48 | 405 | 14.0 |



SYLVIA FOWLES

CENTER · #34 · HT 6-6 · WT 212

Career Transactions

Selected in the 1st round (2nd overall) of the 2008 WNBA Draft by Chicago. Re-signed to a three-year contract on April 12, 2012. Acquired by Minnesota on July 27, 2015, along with Chicago's 2nd-round pick in the 2016 WNBA Draft, in a three-team deal that sent Damiris Dantas, Reshanda Gray and Minnesota's 1st-round pick in the 2016 WNBA Draft to Atlanta. Re-signed to a two-year contract on February 2, 2016.

WNBA Career Capsule

2016: Wrapped up her ninth WNBA season and second with the Lynx by starting all 34 games for the first time since 2011. Averaged 13.9 ppg, 8.5 rpg, 1.32 spg and 1.79 bpg in 28.5 mpg; she ranked 4th in rebounding, 4th in blocks and 11th in steals – the league's only player to finish in the top 12 of all three categories. Shot 59.5% from the field (the 2nd-best percentage in franchise history) to rank 4th in the WNBA and hit 71.7% from the line. Pumped in a season-high 30 points September 17 vs. Atlanta, her seventh career 30+ point night; she becomes the sixth player in Lynx history to score 30 in a game. Her 18 FT attempts vs. Atlanta are both a career high and a franchise record for a regulation game. Tied her career high with five steals September 4 vs. Connecticut. Had 15 points and 17 rebounds on September 2 vs. Washington, her eighth double-double of 2016 and raising her career total to 107. Collected 20 points and 12 rebounds July 22 vs. Seattle, her second 20/10 effort of the year and the 40th of her career. Hauled down a season-high 19 rebounds July 17 at Dallas; she tallied 15.9 ppg, 9.5 rpg, 1.83 spg and 2.08 bpg in 29.4 mpg over her final 12 starts, shooting 64.0% from the floor. Led Minnesota with a season-high 24 points and 13 rebounds May 18 at Chicago.

2015: Started all 18 games following the All-Star Break in her debut season with the Lynx. Averaged 15.3 ppg, 8.3 rpg and 1.56 bpg in 28.9 mpg, shooting a career-low 50.7% from the floor (still good for 8th in the league) and 73.4% from the FT line. Notched double-doubles in seven of her final 10 outings to pass Tamika Catchings for 3rd place on the WNBA's career list. Posted a season-high 21 points with 12 rebounds and three blocks (in a season-best 35:11) in the September 11 finale at Seattle. The September 6 game vs. New York ended her string of double-doubles at five, one shy of the franchise record held by Rebekkah Brunson (June 3-19, 2011). Led all scorers with 18 points while grabbing a season-high 14 rebounds September 4 vs. Indiana. The August 30 game vs. Phoenix was the 200th of her WNBA career; she scored her 3000th point on August 9 vs. Los Angeles. Had five blocks on August 14 in Atlanta, becoming the sixth player in Lynx history to block 5+ shots in a game.

2014: Had a delayed start to her seventh season in Chicago, missing the first 13 games after undergoing arthroscopic surgery to repair a torn hip labrum and impingement. Made her season debut June 25 at Connecticut, totaling 17 points, nine rebounds and five blocks in 31:54. Played in 20 games overall (18 starts), tallying 13.4 ppg and 10.2 rpg – the fourth consecutive season she'd averaged a double-double – in 29.8 mpg. Shot 54.6% from the floor (good for 5th in the WNBA) and a career-best 78.3% from the FT line; she also ranked 2nd in the league in blocks (2.05 bpg). Named to the All-Defensive Second Team, the seventh time she's earned All-Defensive honors (fifth in a row). Registered 12 point/rebound double-doubles (including a run of seven in a row from July 5-25), hiking her career to total to 92; she ranks 4th on the WNBA's all-time list in that category behind Lisa Leslie, Tina Charles and Tamika Catchings. Put in a season-high 23 points July 11 vs. Phoenix, one of three 20+ outings; she had 21 points and 16 rebounds (in a season-high 37:28) at Washington on August 13. Hauled in a season-high 17 rebounds July 9 vs. Washington. Swiped a career-high five steals July 25 at Atlanta, and had a season-best five blocks July 22 vs. Indiana.

2013: Earned her second WNBA Defensive Player of the Year award after helping Chicago to a franchise-best 24-10 record, Eastern Conference regular season title and first-ever postseason berth. Also named All-WNBA First Team and All-Defensive First Team. Averaged 16.3 ppg and a career-high (and league-best) 11.5 rpg in 32 games; she also led the WNBA in FG accuracy (58.6%) and ranked 2nd in blocks (a career-best 2.44 bpg). Named Eastern Conference Player of the Month three times (July, August, September) and was also selected Eastern Conference Player of the Week twice. Had 24 points and a career-high 22 rebounds May 31 vs. Connecticut, and added 20 points and 21 boards vs. the Sun on August 18 to become the first player in WNBA history to notch two 20+ point/20+ rebound games in the same year. Erupted for a season-high 32 points August 2 vs. Washington and tallied 31 points vs. Minnesota on August 11. Chipped in six points and four rebounds in the 2013 WNBA All-Star Game.

2012: Named to the All-WNBA Second Team and All-Defensive First Team, following a season in which she averaged 16.2 ppg and 10.4 rpg in 31.1 mpg while shooting a career-best 63.8% from the floor. Saw action in 25 games, missing the final seven due to a lower leg injury. Led the league in FG accuracy while ranking 2nd in rebounds and 4th in blocks (1.20 bpg). Named Eastern Conference Player of the Month in May. Posted 15 double-doubles, including eight games with 20+ points/10+ rebounds. Saw her string of 83 consecutive double-figure scoring games ended July 11 vs. San Antonio. Grabbed a season-high 21 rebounds June 8 vs. Tulsa, and netted a season-best 26 points June 16 at Indiana.

2011: Named WNBA Defensive Player of the Year while earning All-WNBA Second Team and All-Defensive First Team honors.

Started all 34 games, averaging a career-best 20.0 ppg, 10.2 rpg and 2.00 bpg in a career-high 34.6 mpg to become just the second player in league history to tally 20+ ppg/10+ rpg for a full season (Chamique Holdseclaw, 2003). Led the WNBA in FG accuracy (59.1%), blocks and minutes while ranking 2nd in rebounds and 3rd in scoring. Chosen as the Eastern Conference's Player of the Month in August and earned Eastern Conference Player of the Week accolades three times. Finished with 22 double-doubles, the second-highest total in the WNBA history. Poured in a season-high 34 points with 16 rebounds July 5 vs. Washington and closed out the season with a 30-point, 13-board effort September 11 at Seattle; she grabbed her 1000th career rebound in the latter contest. Blocked a career-high eight shots July 16 at Atlanta. Added six points and six rebounds in the 2011 WNBA All-Star Game.

2010: Started all 34 games en route to being named All-WNBA First Team and All-Defensive First Team for the first time. Tallied 17.8 ppg and 9.9 rpg while leading the league in blocks (a career-best 2.59 bpg) and ranking 3rd in FG accuracy (58.2%). Pumped in a career-high 35 points August 1 at Phoenix and dealt a career-high five assists July 30 at Seattle. Had 15 double-doubles, highlighted by a season-high 21-rebound effort July 11 at New York.

2009: Saw action in 24 games (20 starts), missing 10 due to injury. Averaged 11.3 ppg and 7.8 rpg in 28.8 mpg, leading the WNBA in FG accuracy (59.9%) and ranking 6th in blocks (1.46 bpg). Made her first All-Star Game appearance, tallying 17 points on July 25 in Connecticut.

2008: Named to the WNBA's All-Rookie Team and All-Defensive Second Team despite being limited to 17 games. Suffered a sprained left knee June 3 at L.A. and was sidelined until July 22 vs. Indiana. Averaged 10.5 ppg and 7.5 rpg in 25.3 mpg while hitting 51.3%.

Playoffs

2016: Started all eight games, averaging 15.6 ppg (61.1%), 9.8 rpg and 1.3 apg... Had a playoff career-high and franchise playoff record five blocks on Oct. 14 vs. Los Angeles... Her rebound (15) and assist (4) totals on Oct. 11 vs. Los Angeles tied playoff career bests.

2015: Captured her first WNBA Championship with the Lynx, named WNBA Finals MVP after averaging 15.6 points and 9.4 rebounds in five games against Indiana. Started all 10 postseason games, averaging 12.6 points and 9.7 rebounds.

2014: Started all nine postseason games, helping Chicago reach the WNBA Finals for the first time in franchise history; she averaged 16.2 ppg (53.8%), 9.7 rpg and 1.56 bpg in 36.2 mpg.

2013: Averaged 15.0 ppg (46.2%), 12.0 rpg, 2.00 spg and 2.00 bpg in two playoff outings.

International

2016: Earned her third Olympic gold medal with Team USA on August 20 in Rio de Janeiro; she averaged 9.1 ppg (69.0%) and 5.6 rpg in eight contests.

2012: Won gold at the 2012 Summer Olympics in London, averaging 6.0 ppg (61.1%) and 3.6 rpg in five appearances for Team USA.

2010: Won gold with Team USA at the 2010 FIBA World Championship in the Czech Republic; she averaged 8.9 ppg (61.9%) and 4.3 rpg over nine contests.

2008: Won gold with Team USA at the 2008 Summer Olympics in Beijing, tallying 13.4 ppg (64.3%) and 8.4 rpg in eight outings.

Overseas

2016-17: Played a fourth season with Beijing, averaging 21.7 points, 11.5 rebounds and 1.27 blocks in 33 games... Helped lead Beijing to a second consecutive WCBA title and was named Finals MVP while averaging 29.0 ppg (86.4%), 11.7 rpg in 29.8 mpg in the finals.

2015-16: Played her third season with Beijing, averaging 21.9 points and 12.0 rebounds helped lead Beijing to the WCBA title, recording a double-double in the final game.

2014-15: Played a second season with Shanghai over the winter, averaging 28.4 ppg (63.2%) and 13.6 rpg in 30 WCBA outings. Signed with Turkish club Samsun Canik Belediye in March and netted 15.3 ppg (62.0%) and 6.7 rpg in three contests.

2010-13: Played for Galatasaray Medical Park in Turkey.



SYLVIA FOWLES

CENTER · #34 · HT 6-6 · WT 212

College

During her four years at LSU, Fowles helped lead the Lady Tigers to a 125-21 record, three Southeastern Conference regular season titles (twice with perfect league records), and four NCAA Final Four appearances. Named the 2008 WBCA National Defensive Player of the Year. First-team AP, State Farm and ESPN.com All-American selection. Finalist for the John R. Wooden Award and the State Farm Wade Trophy for the third consecutive year. One of four finalists for the Naismith Trophy and finalist for the Lowes' Senior CLASS Award. Named the 2008 SEC Player of the Year, SEC Defensive Player of the Year and unanimous first-team All-SEC (for the third year in a row). Became the SEC's all-time rebounding leader on March 24. Collected a school and SEC record 86 double doubles. Became the fifth player in school history to reach the 2,000 point milestone and finished fifth on the career scoring list with 2,234 points. Owns the school records for career rebounds with 1,570, career blocked shots with 321, career free throws made with 494 and career free throws attempted with 822. Scored in double figures in 124 of her 144 career games and grabbed at least 10 rebounds in 90 games. Became the first player in SEC history to record a double-double in every conference game as a junior. Missed two games after knee surgery on December 2, 2007.

Personal

Full name is Sylvia Shaqueria Fowles and her mother is Arrittio Fowles. Has three brothers: Walter, Morris and Jeremy, and one sister, Dorothy. Enjoys drawing and sewing in her spare time. Plays the saxophone and is learning the guitar. Was born and raised in Miami, FL. Originally dreamed of following in her mother's footsteps by running track before being introduced to basketball by her brothers. Did not play organized basketball until eighth grade. First high school player to dunk in a game, using two hands to dunk twice in a regional playoff game for Edison HS. Would like to work in a mortician's office as a mortuary beautician one day and would also like to design clothes for tall women. Loves gadgets and remote controlled helicopters.



NATASHA HOWARD

FORWARD · #3 · HT 6-2 · WT 165

COLLEGE: Florida State '14
EXPERIENCE: WNBA - 3 Years
BIRTHDATE: September 2, 1991
BIRTHPLACE: Toledo, OH
HIGH SCHOOL: Morrison R. Waite
DRAFTED: 2014 1st Round/5th Overall (Indiana)
ACQUIRED: Acquired by Minnesota on February 2, 2016

CAREER HIGHS

MINUTES: 41, May 17, 2014 vs. Atlanta
FGM: 10, May 17, 2014 vs. Atlanta
FGA: 16, May 16, 2014 at Chicago
3-FGM: 1, May 27, 2016 vs. Indiana
3-FGA: 1(8x), MR: June 24, 2016 vs. Los Angeles
FTM: 7, June 20, 2014 at Chicago
FTA: 8, June 20, 2014 at Chicago
OFF REBS: 5(2x), MR: August 17, 2014 at New York
DEF REBS: 8, July 15, 2015 vs. Tulsa
REBOUNDS: 11, July 15, 2015 vs. Tulsa
ASSISTS: 4, August 28, 2016 vs. Seattle
STEALS: 3(5x), MR: May 31, 2016 vs. New York
BLOCKS: 6, May 16, 2014 at Chicago
POINTS: 21(2x), MR: July 2, 2016 vs. San Antonio





NATASHA HOWARD

FORWARD · #3 · HT 6-2 · WT 165

WNBA STATS

| YEAR | G-GS | MIN | Field Goals | | | 3-Point FG | | | Free Throws | | | Rebounds | | | AST | STL | TO | BLK | PTS | PPG |
|---------------|--------------|-------------|-------------|------------|-------------|------------|----------|-------------|-------------|------------|-------------|------------|------------|------------|-----------|-----------|------------|-----------|------------|------------|
| | | | FG | FGA | PCT | FG | FGA | PCT | FT | FTA | PCT | OFF | DEF | TOT | | | | | | |
| 14/IND | 34-15 | 577 | 98 | 221 | .443 | 0 | 1 | .000 | 41 | 69 | .591 | 52 | 52 | 104 | 21 | 26 | 52 | 23 | 237 | 7.0 |
| 15/IND | 30-2 | 343 | 47 | 124 | .379 | 0 | 2 | .000 | 31 | 43 | .721 | 28 | 51 | 79 | 13 | 13 | 28 | 13 | 125 | 4.2 |
| 16/MIN | 34-1 | 495 | 93 | 162 | .574 | 1 | 5 | .200 | 42 | 62 | .677 | 41 | 80 | 121 | 28 | 23 | 37 | 27 | 229 | 6.7 |
| TOTALS | 98-18 | 1415 | 238 | 507 | .469 | 1 | 8 | .125 | 114 | 174 | .655 | 121 | 183 | 304 | 62 | 62 | 117 | 63 | 591 | 6.0 |

PLAYOFFS

| YEAR | G-GS | MIN | Field Goals | | | 3-Point FG | | | Free Throws | | | Rebounds | | | AST | STL | TO | BLK | PTS | PPG |
|---------------|-------------|------------|-------------|-----------|-------------|------------|----------|------------|-------------|-----------|-------------|-----------|-----------|-----------|----------|-----------|-----------|----------|-----------|------------|
| | | | FG | FGA | PCT | FG | FGA | PCT | FT | FTA | PCT | OFF | DEF | TOT | | | | | | |
| 14/IND | 4-0 | 15 | 1 | 6 | .167 | 0 | 0 | --- | 2 | 2 | 1.000 | 2 | 2 | 4 | 0 | 0 | 2 | 0 | 4 | 1.0 |
| 15/IND | 9-0 | 14 | 11 | 12 | .917 | 0 | 0 | --- | 3 | 3 | 1.000 | 3 | 2 | 5 | 3 | 3 | 5 | 1 | 25 | 0.6 |
| 15/MIN | 8-0 | 104 | 21 | 30 | .700 | 0 | 0 | --- | 3 | 7 | .429 | 6 | 15 | 21 | 5 | 7 | 6 | 1 | 45 | 5.6 |
| 16/MIN | 8-0 | 104 | 21 | 30 | .700 | 0 | 0 | --- | 3 | 7 | .429 | 6 | 15 | 21 | 5 | 7 | 6 | 1 | 45 | 5.6 |
| TOTALS | 21-0 | 183 | 33 | 48 | .668 | 0 | 0 | --- | 8 | 12 | .667 | 11 | 19 | 30 | 8 | 10 | 13 | 2 | 74 | 3.5 |



NATASHA HOWARD

FORWARD · #3 · HT 6-2 · WT 165

Career Transactions

Selected by Indiana in the 1st round (5th overall) of the 2014 WNBA Draft on April 4, 2014. Acquired by Minnesota on February 2, 2016 in a sign-and-trade deal with Indiana, sending restricted free agent Devereaux Peters to the Fever.

WNBA Career Capsule

2016: Appeared in all 34 games during her first season with the Lynx and third in the WNBA. Averaged 6.7 ppg and 3.6 rpg in 14.6 mpg, shooting a career-best 57.4% from the floor and 67.7% from the FT line. Made her lone start in the September 17 finale vs. Atlanta, totaling 11 points and a team and season-high nine rebounds while logging a season-best 25:53. Dished a career-high four assists and pulled down nine rebounds August 28 vs. Seattle. Tallied a career-high 21 points July 2 vs. San Antonio, the top scoring total by a Lynx reserve since Candice Wiggins netted 25 at Tulsa on July 10, 2012. Finished with 16 points (on 7-for-7 shooting) June 19 at Seattle, one of nine double-digit nights. Netted 13 points June 10 in Atlanta while becoming the eighth player in Lynx history to block 5+ shots in a game. Sank the first three-pointer of her career May 27 vs. Indiana, and swiped a career-high-tying three steals May 31 at New York.

2015: Played in 30 games for the Fever, averaging 4.2 ppg and 2.6 rpg in 11.4 mpg while shooting 37.9% from the field and 72.1% from the line. Scored a season-high 13 points August 4 at Chicago. Pulled in a career-best 11 rebounds in the July 15 win vs. Tulsa, and tied her career high with three steals August 11 at Washington. Started the first two games, grabbing eight rebounds June 5 at Chicago and logging a season-high 27:18 June 6 vs. Minnesota.

2014: Played in all 34 games and made 15 starts (including 12 in a row to begin the season) during her rookie year with Indiana... Averaged 7.0 ppg and 3.1 rpg in 16.9 mpg, shooting 44.3% from the floor and 59.4% from the line. Tied the WNBA record for most blocked shots in a debut with six at Chicago on May 16; that game also marked her lone career double-double to date (16 points, 10 rebounds). Followed one night later by ringing up career highs in points (21), assists (three) and minutes (40:36) vs. Atlanta, shooting 10-for-13 from the field. Reached double figures 11 times in total, including a 20-point effort July 2 at Washington; she averaged 10.7 ppg (43.8%) and 4.1 rpg as a starter.

Playoffs

2016: Averaged playoff career-bests with 5.6 ppg, 2.6 rpg and 0.6 apg while appearing in all eight playoff games for Minnesota.

2015: Howard tallied 25 points while appearing in 9 of 11 playoff games as Indiana advanced to the WNBA Finals against Minnesota. Howard averaged 2.7 points and 0.6 rebounds per game, she scored a playoff career high seven points in Game 4 against the Lynx, 10-of-11

2014: The Fever rookie appeared in 4 of 5 Indiana playoff outings, tallying one field goal, two free throws and four rebounds.

International

2016: Scored a game-high 24 points for the USA Select Team in the July 25 exhibition vs. Team USA in Los Angeles.

Overseas

2016-17: Played for Famila Wüber Schio in Italy... Averaged 12.6 points on 47.8% shooting and 7.9 rebounds in 27 games

2015-16: Played for KB Stars in South Korea and averaged 9.3 points, 5.2 rebounds and 0.6 assists in 38 games.

2014-15: In Israel with Elitzur Ramla, Howard averaged 14.8 points and 7.9 rebounds per game. Relocated to Turkey where she played with second-division TKB2L champ Gelistirenler, in Istanbul, and tallied 20 points and 22 rebounds in the title game.

College

Once regarded as the highest-ranked recruit in FSU history, she went on to become the Seminoles' career double-double leader (41) and a starter for all but two games in her career she finished as the school's all-time leading rebounder (1,047), second in all-time scoring (1,811) and third in career blocks (186).

2013-14: Howard was named a WBCA honorable mention All-American, AP All-American and a Senior CLASS Second Team All-American she finished the year averaging 20.5 points, 9.3 rebounds, 2.3 blocks and 2.1 steals per game and she finished the season with 675 total points, which is the second-most in a season at FSU. She was the only ACC player to rank in the

Top 10 in the conference in scoring, rebounding, field goal percentage, steals and blocked shots also, she tallied five 30-point games, the most by a Seminole in a single-season. She scored a school record 40 points on 14-of-19 shooting, including 12-of-15 from the free throw line against Syracuse on February 2, 2014. She became the first ACC player since 2008 to have a 20-20 performance as she registered 28 points and 22 rebounds against Duke, on January 2, 2014.

2012-13: Named to the first-team All-ACC list by league media and second-team all-conference by ACC coaches, Howard ranked third in the ACC in double-doubles (11) where she led FSU in rebounding (7.5) and blocks (1.5) for the second consecutive season. She reached double figures in scoring in 26 of 33 games, including a pair of 20-point contests. She recorded a season-high 18 rebounds to go along with 18 points and three blocks against Georgia Tech, on January 3, 2013.

2011-12: Howard captured third-team All-ACC honors while leading the conference in double-doubles (12) where she led the conference in rebounding (9.4) in ACC games. She was the only Seminole to start all 31 games and she averaged 12.2 points and a team-leading 9.1 rebounds per game, while shooting 48.7 percent from the field. She led the Seminoles in blocks (1.3) and steals (1.5) per game, becoming the first Seminole to accomplish that feat since current assistant coach Brooke Wyckoff in 1998-99. She ripped down a then career-high 17 rebounds and scored 22 points versus Miami on January 15, 2012. She scored a season-best 24 points against Akron on December 10, 2011.

2010-11: Howard was named third team Freshman All-American by Full Court Press where she captured ACC All-Freshman honors. She ranked fourth on the team in scoring (10.6 ppg) and second in rebounding (6.6 rpg), 3-point percentage (.368), steals (3.6) and blocks (2.2). She started all 32 games and averaged 25.5 minutes per game and also she erupted for 20 points on 8-of-10 shooting in her first college game, on November 12, 2010 against Alabama State. Her season-best 21 points came against Arizona State at the Junkanoo Jam in Freeport, Bahamas, on November 27, 2010.

Personal

Natasha Howard is the daughter of Latasha Howard. She majored in social science while attending Florida State and her role model is Oklahoma City Thunder star Kevin Durant. R&B and hip-hop are her favorite forms of music. Pasta is a favorite food of Howard. She was rated the No. 2 player overall in high school as part of the 2010 signing class by HoopGurlz as a senior at Morrison R. Waite High School in Toledo, Ohio. She was named 2010 Associated Press Ms. Basketball in Ohio and she was named a McDonald's All-American and captured co-MVP honors in the annual all-star game featuring the nation's top high school players. She led her high school to a state runner-up finish during her senior year, averaging 24.7 points, 11 rebounds and 2.6 assists per game. She was named a second team Division I All-State selection and first team Division I All-Northwest Ohio selection by the AP in 2008 and 2009. She was awarded Toledo Blade's Girls Player of the Year as a sophomore. Lastly, Howard also ran track at Waite by competing in the 100m, 400m, and 800m.



ALEXIS JONES

GUARD · #12 · HT 5-8 · WT 173

COLLEGE: Baylor

EXPERIENCE: WNBA - Rookie

BIRTHDATE: May 8, 1994

BIRTHPLACE: Midland, Texas

HIGH SCHOOL: MacArthur HS

DRAFTED: Selected by Minnesota in the first round (12th overall) of the 2017 WNBA Draft.

NOTABLE

- Big 12 Newcomer of the Year (2016)
- All-Big 12 First Team (2016)
- Big 12 Championship Most Outstanding Player (2016)
- All-Tournament Team NCAA (Dallas) Regional (2016)
- Big 12 Player of the Week (2015-16-Jan. 19)
- Junkanoo Jam All-Star (2015)
- WBCA All-American Honorable Mention (2016)
- WBCA All-Region (2016)
- All-ACC Second Team (2013-14)
- ACC Freshman of the Year (2012-13)





ALEXIS JONES

GUARD · #12 · HT 5-8 · WT 173

Career Transactions

Selected by Minnesota in the first round (12th overall) of the 2017 WNBA Draft.

College

2016-17 AT BAYLOR

Averaged 13.2 points, 4.7 rebounds and 4.8 assists per game this season en route to being selected as a 2017 Associated Press Honorable Mention All-American and a unanimous first team All-Big 12 selection. Recorded the Big 12 Conference's only triple-double of the year with 24 points, 12 rebounds and 10 assists against Oklahoma. Jones became the second player in program history to record a triple-double in a game (Brittney Griner, 5x) and the first to record a points-rebounds-assists triple-double.

2015-16 AT BAYLOR

Named Big 12 Newcomer of the Year, All-Big 12 first-team, MOP of Big 12 Championship and WBCA All-Region selection. Jones started in 34 of 38 games and registered 9 games of 20-plus points, 30 double-digit scoring games. She tallied one double-double with 19 points and 11 assists vs. #24 Oklahoma. Finished the season with averages of 15.0 points, 4.4 assists and 4.2 rebounds a contest.

2014-15 AT BAYLOR

Sat out the season after transferring to Baylor.

2013-14 AT DUKE

Named to the Full Court second team Freshman All-America team, Norfolk Region All-Tournament Team, ACC Tournament MVP, All-ACC Freshman Team and was an All-ACC Academic Team selection. She started all 36 contests and averaged 9.5 points, 4.4 rebounds, 4.0 assists and 1.8 steals. Her 144 assists, were the second-most in Duke history by a freshman. Jones became the third freshman in ACC history to be named ACC Tournament MVP.

2012-13 AT DUKE

Named to the Full Court second team Freshman All-America team, Norfolk Region All-Tournament Team, ACC Tournament MVP, All-ACC Freshman Team and was an All-ACC Academic Team selection. She started all 36 contests and averaged 9.5 points, 4.4 rebounds, 4.0 assists and 1.8 steals. Her 144 assists, were the second-most in Duke history by a freshman. Jones became the third freshman in ACC history to be named ACC Tournament MVP.

Personal

Full name is Alexis Michelle Jones ... born May 8, 1994, in Midland, Texas ... Daughter of David Jones and Carla Seldon ... Has two brothers, Anthony and Andrew ... Mother, Carla, was an All-America track athlete at Angelo State and Texas A&M, and was inducted into the United States Track & Field and Cross Country Coaches Association Division II Athletes Hall of Fame in 2003... Played AAU ball for Texas Express ... Majored in Health, kinesiology and leisure studies major.



RENEE MONTGOMERY

GUARD · #21 · HT 5-7 · WT 139

COLLEGE Connecticut '09

EXPERIENCE WNBA - 7 Years

BIRTHDATE December 2, 1986

BIRTHPLACE St. Albans, WV

HIGH SCHOOL South Charleston

DRAFTED Drafted by Minnesota in the 1st round (4th overall) of the 2009 WNBA Draft

ACQUIRED Acquired by Minnesota, along with a 2nd-round pick in the 2016 WNBA Draft, in exchange for Monica Wright on July 20, 2015

NOTABLE

- WNBA Champion (2015)
- 2012 WNBA Sixth Woman of The Year Award winner
- Earned her first WNBA All-Star selection in 2011
- Named to 2009 adidas All-Rookie Team

CAREER HIGHS

| | |
|------------------|---------------------------------------|
| MINUTES: | 43, June 23, 2011 at Chicago |
| FGM: | 13, August 3, 2010 at Minnesota |
| FGA: | 29, August 3, 2010 at Minnesota |
| 3-FGM: | 6(2x), MR: June 23, 2011 at Chicago |
| 3-FGA: | 12(2x), MR: August 7, 2011 at Phoenix |
| FTM: | 11, June 16, 2011 at Washington |
| FTA: | 12, June 16, 2011 at Washington |
| OFF REBS: | 3, June 6, 2010 vs. San Antonio |
| DEF REBS: | 7, June 27, 2010 at New York |
| REBOUNDS: | 7, June 27, 2010 at New York |
| ASSISTS: | 10(3x), MR: June 19, 2016 at Seattle |
| STEALS: | 5(5x), MR: May 18, 2016 at Chicago |
| BLOCKS: | 2, June 17, 2014 vs. Indiana |
| POINTS: | 33(2x), MR: June 23, 2011 at Chicago |





RENEE MONTGOMERY

GUARD · #21 · HT 5-7 · WT 139

WNBA STATS

| YEAR | G-GS | MIN | Field Goals | | | 3-Point FG | | | Free Throws | | | OFF | Rebounds | | | AST | STL | TO | BLK | PTS | PPG |
|---------------|---------------|-------------|-------------|-------------|-------------|------------|-------------|-------------|-------------|------------|-------------|-----------|------------|------------|------------|------------|------------|-----------|-------------|------------|-----|
| | | | FG | FGA | PCT | FG | FGA | PCT | FT | FTA | PCT | | DEF | TOT | | | | | | | |
| 09/MIN | 34-9 | 764 | 102 | 250 | .408 | 42 | 121 | .347 | 60 | 72 | .833 | 15 | 51 | 66 | 72 | 25 | 66 | 9 | 306 | 9.0 | |
| 10/CON | 34-23 | 940 | 158 | 394 | .401 | 66 | 189 | .349 | 71 | 83 | .855 | 14 | 60 | 74 | 138 | 47 | 78 | 3 | 453 | 13.3 | |
| 11/CON | 34-34 | 991 | 154 | 385 | .400 | 61 | 159 | .384 | 126 | 152 | .829 | 12 | 61 | 73 | 167 | 49 | 89 | 3 | 495 | 14.6 | |
| 12/CON | 34-0 | 816 | 116 | 333 | .348 | 47 | 129 | .364 | 117 | 138 | .848 | 8 | 55 | 63 | 89 | 35 | 76 | 3 | 396 | 11.6 | |
| 13/CON | 23-18 | 625 | 81 | 222 | .365 | 36 | 110 | .327 | 35 | 39 | .897 | 7 | 34 | 41 | 71 | 18 | 56 | 1 | 233 | 10.1 | |
| 14/CON | 33-0 | 536 | 78 | 209 | .373 | 35 | 106 | .330 | 31 | 40 | .775 | 5 | 20 | 25 | 78 | 20 | 44 | 2 | 222 | 6.7 | |
| 15/SEA | 17-2 | 303 | 40 | 106 | .377 | 20 | 51 | .392 | 20 | 23 | .870 | 3 | 28 | 31 | 51 | 16 | 34 | 3 | 120 | 7.1 | |
| 15/MIN | 19-5 | 340 | 43 | 117 | .368 | 13 | 55 | .236 | 10 | 14 | .714 | 4 | 18 | 22 | 48 | 13 | 19 | 1 | 109 | 5.7 | |
| 15/SEA/MIN | 36-7 | 643 | 83 | 223 | .372 | 33 | 106 | .311 | 30 | 37 | .811 | 7 | 46 | 53 | 99 | 29 | 53 | 4 | 229 | 6.4 | |
| 16/MIN | 34-2 | 656 | 87 | 219 | .397 | 27 | 84 | .321 | 53 | 64 | .828 | 6 | 25 | 31 | 94 | 33 | 59 | 2 | 254 | 7.5 | |
| TOTALS | 262-93 | 5971 | 859 | 2235 | .384 | 347 | 1004 | .346 | 523 | 625 | .837 | 74 | 352 | 426 | 808 | 256 | 521 | 27 | 2588 | 9.9 | |

PLAYOFFS

| YEAR | G-GS | MIN | Field Goals | | | 3-Point FG | | | Free Throws | | | OFF | Rebounds | | | AST | STL | TO | BLK | PTS | PPG |
|---------------|-------------|------------|-------------|-----------|-------------|------------|-----------|-------------|-------------|-----------|-------------|----------|-----------|-----------|-----------|-----------|-----------|----------|------------|------------|-----|
| | | | FG | FGA | PCT | FG | FGA | PCT | FT | FTA | PCT | | DEF | TOT | | | | | | | |
| 11/CON | 2-2 | 57 | 8 | 17 | .471 | 3 | 9 | .333 | 7 | 8 | .875 | 1 | 2 | 3 | 9 | 1 | 7 | 1 | 26 | 13.0 | |
| 12/CON | 5-0 | 120 | 11 | 28 | .393 | 7 | 17 | .412 | 5 | 6 | .833 | 0 | 6 | 6 | 17 | 2 | 7 | 0 | 34 | 6.8 | |
| 15/MIN | 9-0 | 87 | 11 | 23 | .478 | 4 | 13 | .308 | 7 | 8 | .875 | 0 | 3 | 3 | 8 | 6 | 5 | 1 | 33 | 3.7 | |
| 16/MIN | 8-0 | 101 | 10 | 27 | .370 | 4 | 9 | .444 | 9 | 10 | .900 | 1 | 2 | 3 | 15 | 4 | 8 | 0 | 33 | 4.1 | |
| TOTALS | 24-2 | 366 | 40 | 95 | .421 | 18 | 48 | .375 | 28 | 32 | .875 | 2 | 13 | 15 | 49 | 13 | 27 | 2 | 126 | 5.3 | |



RENEE MONTGOMERY

GUARD · #21 · HT 5-7 · WT 139

Career Transactions

Selected by Minnesota in the 1st round (4th overall) of the 2009 WNBA Draft. Acquired by Connecticut, along with a 1st-round pick (1st overall) in the 2010 WNBA Draft, in exchange for Lindsay Whalen and a 1st-round pick (2nd overall) in the 2010 WNBA Draft on January 12, 2010. Re-signed to a three-year contract on February 5, 2013. Acquired by Seattle, along with 1st and 2nd-round picks (3rd and 15th overall) in the 2015 WNBA Draft, in return for Camille Little and Shekinna Stricklen on January 28, 2015. Acquired by Minnesota, along with a 2nd-round pick in the 2016 WNBA Draft, in exchange for Monica Wright on July 20, 2015. Re-signed to a two-year contract on February 2, 2016.

WNBA Career Capsule

2016: Again played all 34 games in her eighth WNBA campaign (third with the Lynx); she's missed just 12 games in her career, with 11 of those coming in 2013. Averaged 7.5 ppg, 2.8 apg and 0.97 spg in 19.3 mpg, shooting 39.7% from the field, 32.1% (27-for-84) from three-point distance and 82.8% from the FT line. Netted 8.9 ppg through June, but slipped to 6.2 ppg after July 1. Started a pair of games, logging a season-high 32:52 in the September 13 contest at Chicago. Scored her 2500th career point July 15 vs. New York; the game was also the 250th of her WNBA career. Led the Lynx with 15 points June 26 at Washington, one of 11 double-digit nights. Hit the game-winning three-pointer with :02.9 to play June 21 at Los Angeles. Tied her career best with the game-high 10 assists June 19 at Seattle, and scored a season-high 18 points June 7 vs. Phoenix. Equaled her career high with five steals both May 18 at Chicago and May 14 vs. Phoenix, but picked off just seven steals over her final 17 games (26 in the first 17).

2015: Returned to Minnesota midseason, having started the year in Seattle. Saw action in 36 games overall, tying Katie Smith's league record (set in 2005) for a single season. Averaged 6.4 ppg, 1.5 rpg and 2.8 apg in 17.9 mpg, shooting 37.2% from the floor and a career-low 30.8% (33-for-107) from long range. Shot 23.2% (13-for-56) from beyond the arc in Minnesota, having fired at a 39.2% clip with the Storm; her Lynx averages were 5.7 ppg and 2.5 apg in 19 games. Started seven games overall (five with the Lynx); she logged a season-high 38:28 vs. New York on September 6. Dealt nine assists July 31 vs. Atlanta, her best since a career-high 10-assist night vs. New York in 2011. Acquired from Seattle on July 20, along with a 2nd-round pick in the 2016 WNBA Draft, in return for Monica Wright. Scored a season-high 19 points June 6 vs. L.A.

2014: Completed her fifth season in Connecticut by seeing action in 33 games off the bench, drawing one DNP (May 23 vs. Seattle). Tallied a career-low 6.7 ppg and 2.4 apg while logging 16.3 mpg; she shot 37.3% from the field, 33.0% (35-for-106) from three-point range and 77.5% (31-for-40) from the line. Put together a run of 12 consecutive games with a made three-pointer (July 1-August 3). Reached double figures on six occasions, posting season highs with 18 points and three steals June 1 vs. Atlanta. Handed out a season-best seven assists July 27 vs. Minnesota; the minute total in that game (27:33) was also a season high.

2013: Appeared in 23 games (including 18 starts) for Connecticut in 2013, missing 11 (June 1-July 14) due to a sprained left ankle. Tallied 10.1 ppg (36.5%) and 3.1 apg in 27.1 mpg while hitting 32.7% (36-for-110) from beyond the arc and a career-best 89.7% (35-for-39) from the line. Chipped in a season-high 18 points August 3 at New York, the first of 12 double-figure scoring nights. Scored 16 points with a season-best eight assists in the September 15 finale vs. Indiana.

2012: Won the 2012 WNBA Sixth Woman of the Year award following a season in which she helped Connecticut to a 25-9 record and first place in the Eastern Conference. Came off the bench in all 34 games, averaging 11.6 ppg and 2.6 apg in 24.0 mpg; she shot 36.4% (47-for-129) from long range and 84.8% (117-for-138) from the line. Tacked on 6.8 ppg (39.3%) and 3.4 apg in five postseason appearances as the Sun reached the Eastern Conference Finals. Pumped in a season-high 25 points vs. Phoenix on September 7, and added 23 points vs. San Antonio on May 25.

2011: Her 2011 campaign was highlighted by her first All-Star Game selection; she finished with 12 points in the East's 118-113 victory on July 23 in San Antonio. Started all 34 games for Connecticut, tallying a career-best 14.6 ppg and 4.9 apg – the latter ranking 3rd in the WNBA – in 29.1 mpg. Shot a career-high 38.4% (61-for-159) from three-point range and 82.9% from the line; she finished 5th in FTs made with 126. Tied her career best by erupting for 33 points (in a career-high 43:22) at Chicago on June 23, going 6-for-8 from beyond the arc, and added 28 points August 7 at Phoenix. Chipped in 13.0 ppg and 4.5 apg in two playoff outings.

2010: Played in all 34 games in 2010. Averaged 13.3 ppg and 4.1 apg in 27.6 mpg, hitting 40.1% from the field, 34.9% from long range and 85.5% from the line. Poured in a career-high 33 points August 3 at Minnesota and followed up with 22 points and a career-best 10 assists two nights later in Seattle.

2009: Completed her rookie season in Minnesota by playing in all 34 games, including nine starts. Averaged 9.0 ppg, 1.9 rpg and 2.1 apg in 22.5 mpg, shooting 40.8% from the floor, 34.7% (42-for-121) from three-point range and 83.3% from the line. Reached double figures on 11 occasions. Pumped in a season-high 24 points August 7 vs. Connecticut and added 21 points

vs. Washington on July 7. Registered season bests with six rebounds and seven assists July 15 vs. Atlanta.

Playoffs

2016: Averaged 4.1 ppg on 37.0% shooting including 90.0% from the free throw line while playing in all eight postseason games.

2015: Played in all nine postseason games for the Lynx, averaging 3.7 points and won her first WNBA title as the Lynx defeated the Indiana Fever to win their third WNBA Championship

2012: Played in all five postseason games for the Connecticut Sun, averaged 6.8 points and 3.4 rebounds, dished out a playoff career-best seven assists in win over Indiana on October 5.

2011: Started in Connecticut's two postseason games and averaged 13.0 points and 4.5 assists.

Overseas

2016-17: Played for Basket 90 Gdynia in Poland... Averaged 18.0 ppg, 5.2 apg and 3.9 rpg in 11 games.

2015-16: Spent the winter in Australia playing for WNBL club Canberra, averaging 14.9 ppg (40.5%), 3.1 rpg and 4.0 apg in 19 outings.

2014-15: Spent the winter playing for Russian club Vologda-Chevakata, averaging 14.2 ppg (40.9%), 3.7 apg and 2.17 spg in 24 Premier League starts. Also contributed 16.0 ppg (49.0%), 5.8 apg and 2.25 spg in eight EuroCup appearances.

2013-14: Saw action in 10 Premier League games for Vologda-Chevakata, netting 15.4 ppg (41.1%) and 2.8 rpg. Began the winter with Turkish club Tarsus, where she averaged 9.8 ppg (34.5%) and 2.4 apg in nine TKBL contests and added 12.6 ppg (46.3%), 4.8 apg and 2.20 spg in five EuroCup starts.

2012-13: Averaged 11.5 ppg (35.7%) and 3.4 apg in 25 Premier League appearances for Nadezhda Orenburg. Also, collected 13.5 ppg and 3.0 apg in 13 EuroLeague contests.

2011-12: Played for Hungarian club Uni Seat Győr, tallying 16.0 ppg in three EuroLeague appearances.

2010-11: Spent the winter with Maccabi Ashdod in Israel, averaging 17.8 ppg and 3.8 apg in 28 contests.

2009-10: Debuted in Europe with Lithuanian club TEO Vilnius, netting 14.3 ppg and 3.8 in nine LMKL outings and 17.6 ppg and 3.9 apg in eight EuroLeague starts.

College

Led Connecticut to a 138-11 record in her four-year career that included two trips to the NCAA Women's Final Four, four NCAA Regionals, four BIG EAST regular season titles and three BIG EAST Tournament crowns. Registered 147 career starts, 139 of which were consecutive, the most by any player in UConn program history and the most nationally. Left Connecticut as the only player in program history to rank in the top-10 in points (1,977), assists (626), steals (266) and three-pointers (251). Finished her four-year career at Connecticut third all-time in assists (626), fourth all-time in three-pointers made (251) and sixth on the all-time scoring list (1,977 points), 2009 Nancy Lieberman Award winner. Established career-highs her senior year in scoring (16.5 ppg), assists (5.1 apg), field-goal accuracy (.448 percent) and three-point accuracy (.381 percent). Led Connecticut to a perfect 39-0 record, just the fifth perfect season in NCAA history. Senior year culminated in a National Championship. Inducted into the "Huskies of Honor" on February 15, 2009, becoming the first "active" player and the 11th player overall to receive the honor. Selected as an All-BIG EAST First Team choice for the third consecutive year, 2008 State Farm First Team All-America as a junior and 2008 Associated Press Third Team All-America choice. Recorded 400th career assist vs. St. John's on February 23, 2008. Dropped a career-best 27 points while hitting seven 3-point field goals (tied for second-best single game effort in UConn history), while shooting 10-of-17 overall from the field in win over Cincinnati on January 19, 2008. Appeared and started in all 36 games as the Huskies' point guard as a sophomore. Tallied double-figure points in 29 games, including four 20-point plus scoring efforts that year. Named first team All-BIG EAST as a sophomore and was a honorable mention Associated Press All-America. Her team-leading 479 points in 2006-07 ranks as the eighth-highest scoring total ever by a UConn sophomore. Her team-best 163 assists ranked as the second-best total posted by a UConn sophomore. Named 2006 BIG EAST Freshman of the Year and tied the UConn freshman assist record with 123. Started 35 of the Huskies 37 games at point guard. Lastly was named to BIG EAST All-Freshman Team.

Personal

Born Renee Danielle Montgomery on December 2, 1986, her parents are Ron and Bertlela Montgomery and is a Communications major. Spent the 2009-10 off-season with ESPN as a color commentator during NCAA Women's Basketball games.



MAYA MOORE

FORWARD · #23 · HT 6-0 · WT 177

COLLEGE: Connecticut '11

EXPERIENCE: WNBA - 6 Years

BIRTHDATE: June 11, 1989

BIRTHPLACE: Jefferson City, MO

HIGH SCHOOL: Collins Hill High School (Suwanee, GA)

DRAFTED: 2011 1st Round/1st Overall (Minnesota)

ACQUIRED: 2011 WNBA Draft

NOTABLE

- WNBA Champion (2015, 2013, 2011)
- 2014 WNBA MVP
- 2013 WNBA Finals MVP
- 2015 MVP of the 2015 WNBA All-Star Game
- All-WNBA First Team selection (2016, 2015, 2014, 2013)
- All-WNBA Second Team selection (2012)
- WNBA All-Defensive Team (2014)
- Olympic gold medalist (2016, 2012)
- FIBA World Championship Gold Medalist (2014)
- WNBA All-Star (2015, 2014, 2013, 2011)
- WNBA Player of the Week (2016: 3),(2015: 4),(2014: 5),(2013: 3),(2012: 2)
- WBBA Player of the Month (2016: 2),(2015: 1),(2014: 2),(2013: 2)
- Single-season franchise record holder for points (812-2014)
- Matched WNBA record with five three-pointers in a quarter (September 17, 2012)
- 2011 WNBA Rookie of the Year
- First overall pick in 2011 WNBA Draft

CAREER HIGHS

| | |
|------------------|---------------------------------------|
| MINUTES: | 46, July 22, 2014 vs. Atlanta |
| FGM: | 16, July 22, 2014 vs. Atlanta |
| FGA: | 32, July 22, 2015 vs. Connecticut |
| 3-FGM: | 7, July 22, 2014 vs. Atlanta |
| 3-FGA: | 14, July 10, 2015 at Chicago |
| FTM: | 12, September 2, 2016 vs. Washington |
| FTA: | 16, September 11, 2016 at San Antonio |
| OFF REBS: | 7, June 19, 2013 at Phoenix |
| DEF REBS: | 10(6x), MR: July 10, 2014 vs. Tulsa |
| REBOUNDS: | 16, June 19, 2013 at Phoenix |
| ASSISTS: | 10, May 14, 2016 vs. Phoenix |
| STEALS: | 7, September 4, 2012 vs. Los Angeles |
| BLOCKS: | 4, June 29, 2014 vs. Seattle |
| POINTS: | 48, July 22, 2014 vs. Atlanta |





MAYA MOORE

FORWARD · #23 · HT 6-0 · WT 177

WNBA STATS

| YEAR | G-GS | MIN | Field Goals | | | 3-Point FG | | | Free Throws | | | Rebounds | | | AST | STL | TO | BLK | PTS | PPG |
|---------------|----------------|-------------|-------------|-------------|-------------|------------|-------------|-------------|-------------|------------|-------------|------------|------------|-------------|------------|------------|------------|------------|-------------|-------------|
| | | | FG | FGA | PCT | FG | FGA | PCT | FT | FTA | PCT | OFF | DEF | TOT | | | | | | |
| 11/MIN | 34-34 | 951 | 164 | 374 | .439 | 58 | 157 | .369 | 63 | 80 | .787 | 57 | 100 | 157 | 90 | 48 | 50 | 16 | 449 | 13.2 |
| 12/MIN | 34-34 | 1,011 | 199 | 428 | .465 | 73 | 188 | .388 | 87 | 99 | .879 | 71 | 134 | 205 | 124 | 50 | 62 | 22 | 558 | 16.4 |
| 13/MIN | 34-34 | 1,068 | 233 | 458 | .509 | 72 | 159 | .453 | 90 | 102 | .882 | 59 | 151 | 210 | 101 | 59 | 57 | 33 | 628 | 18.5 |
| 14/MIN | 34-34 | 1,181 | 295 | 613 | .476 | 62 | 185 | .385 | 160 | 181 | .866 | 72 | 204 | 276 | 116 | 64 | 81 | 28 | 812 | 18.0 |
| 15/MIN | 33-33 | 1101 | 238 | 566 | .420 | 69 | 192 | .359 | 136 | 159 | .855 | 32 | 160 | 222 | 115 | 56 | 79 | 26 | 681 | 20.6 |
| 16/MIN | 34-34 | 1009 | 223 | 498 | .448 | 65 | 161 | .404 | 145 | 167 | .868 | 43 | 132 | 175 | 142 | 53 | 79 | 25 | 656 | 19.3 |
| TOTALS | 203-203 | 6321 | 1352 | 2937 | .460 | 399 | 1042 | .383 | 681 | 788 | .864 | 364 | 880 | 1244 | 688 | 330 | 407 | 150 | 3784 | 18.6 |

PLAYOFFS

| YEAR | G-GS | MIN | Field Goals | | | 3-Point FG | | | Free Throws | | | Rebounds | | | AST | STL | TO | BLK | PTS | PPG |
|---------------|--------------|-------------|-------------|------------|-------------|------------|------------|-------------|-------------|------------|-------------|------------|------------|------------|------------|-----------|------------|-----------|------------|-------------|
| | | | FG | FGA | PCT | FG | FGA | PCT | FT | FTA | PCT | OFF | DEF | TOT | | | | | | |
| 11/MIN | 8-8 | 223 | 38 | 83 | .458 | 14 | 35 | .400 | 20 | 29 | .690 | 19 | 28 | 47 | 18 | 8 | 15 | 5 | 110 | 13.8 |
| 12/MIN | 9-9 | 297 | 51 | 119 | .429 | 26 | 60 | .433 | 21 | 23 | .913 | 19 | 28 | 47 | 25 | 9 | 15 | 5 | 149 | 16.6 |
| 13/MIN | 7-7 | 229 | 52 | 98 | .531 | 12 | 30 | .400 | 30 | 34 | .882 | 13 | 24 | 37 | 19 | 11 | 10 | 3 | 146 | 20.9 |
| 14/MIN | 5-5 | 180 | 33 | 75 | .440 | 9 | 27 | .333 | 24 | 24 | 1.000 | 12 | 18 | 30 | 27 | 14 | 12 | 8 | 99 | 19.8 |
| 15/MIN | 10-10 | 361 | 83 | 198 | .419 | 22 | 63 | .349 | 46 | 53 | .868 | 30 | 43 | 73 | 26 | 23 | 28 | 11 | 234 | 23.4 |
| 16/MIN | 8-8 | 263 | 62 | 120 | .517 | 12 | 31 | .387 | 43 | 46 | .935 | 7 | 51 | 58 | 37 | 15 | 22 | 4 | 179 | 22.4 |
| TOTALS | 47-47 | 1559 | 319 | 692 | .461 | 95 | 245 | .388 | 184 | 209 | .880 | 100 | 192 | 292 | 153 | 80 | 102 | 36 | 917 | 19.5 |



MAYA MOORE

FORWARD · #23 · HT 6-0 · WT 177

Career Transactions

Selected by Minnesota in the 1st round (1st overall) of the 2011 WNBA Draft. Signed on April 14, 2011. Re-signed to a four-year contract on May 7, 2015.

WNBA Career Capsule

2016: Capped her sixth WNBA season by earning Western Conference Player of the Month honors for September, her second award of the year (also May) and the eighth of her career. Was also named Western Conference Player of the Week three times (May 23, June 6, July 11). Started all 34 games and has now appeared in 203 of a possible 204 contests in her career. Averaged 19.3 ppg, 5.1 apg, a career-high 4.2 apg and 1.56 spg in 29.7 mpg, shooting 44.8% from the field, 40.4% from long range and 86.8% from the line. Ranked 5th in the WNBA in scoring, 7th in assists, 6th in steals, 6th in three-point accuracy and 16th in FT accuracy. Closed the year by hitting 56.7% (17-for-30) from beyond the arc in her final eight starts. Topped the Lynx in assists on 16 occasions, dealing a game-high eight in the September 17 win vs. Atlanta. Pulled in a season-high 10 rebounds September 11 at San Antonio, part of her second double-double this year (28th career); the game was the 200th of her WNBA career. The 16 FT attempts at San Antonio are a career high; her 12 FTs made September 2 vs. Washington are a career best. Committed a career-high seven TOs July 17 at Dallas. Poured in 38 of her season-high 40 points after halftime July 7 at Connecticut; it's her WNBA-record-tying third career 40+ night and the 20th time she's scored 30+ points. Tallied 34 points May 25 at Phoenix, and dished a career-high 10 assists in the May 14 opener vs. Phoenix.

2015: Named to the All-WNBA First Team for a third straight season. Started 33 contests, sitting out the September 11 finale at Seattle to end her ironwoman streak at 169 games (one shy of Nicole Ohlde's franchise record). Averaged 20.6 ppg (2nd), 6.7 rpg (8th) and 3.5 apg (8th), the league's only player to rank among the top 10 in all three categories. Also ended 5th in steals (1.64 spg), 19th in blocks (0.79 bpg) and 3rd in minutes played (33.4 mpg). Shot a career-low 42.0% from the floor, 35.9% from three-point range and 85.5% from the FT line; she picked up to 91.3% (73-for-80) in the latter category over her final 16 outings. Finished as runner-up in the 2015 Most Valuable Player balloting and earned four Western Conference Player of the Week awards and was named Western Conference Player of the Month for July. Dealt a season-high seven assists August 21 at San Antonio, while also surpassing the 3000-career-point mark in that game. Pumped in a season-high 36 points August 14 in Atlanta, her 17th career 30+ effort (third this year); she had 32 points vs. San Antonio on August 11. Hauled down her 1000th career rebound August 9 vs. Los Angeles. The July 31 outing vs. Atlanta (21 pts/10 reb) was her 26th career double-double. Chosen as MVP of the 2015 All-Star Game on July 25 in Connecticut after tallying an ASG-record 30 points, six boards and five assists. Had 32 points July 19 at Tulsa, including a club-record 30 in the 2nd half; she added 10 rebounds and five assists to become the 10th player in WNBA history to register a 30+ pts/10+ reb/5+ ast game. Swiped a season-high five steals June 27 vs. Phoenix.

2014: Named the league's Most Valuable Player and was voted to the All-WNBA First Team and All-Defensive Second Team. Started all 34 contests and led the league by averaging a career-high and franchise-record 23.9 ppg, adding a career-best 8.1 rpg and 3.4 apg while playing 34.7 mpg. Finished with 812 total points, breaking Seimone Augustus' previous single-season mark (769 in 2007). Also ranked 8th in the WNBA in rebounding, 20th in assists, 5th in steals (1.88 spg), 14th in blocks (0.82 bpg) and 2nd in minutes (34.7 mpg). Shot 48.1% from the floor (13th), 33.5% from three-point range and a career-best 88.4% from the FT line (4th); her 181 FT attempts were good for 3rd in the league. Named Western Conference Player of the Month three times (May, July, August) and was also selected as Western Conference Player of the Week on five occasions, including an unprecedented string of four in a row through August 4. Tallied 30+ points 12 times -- the top single-season total in league history -- and had 22 games with 20 or more; she was the only player in the league to reach double figures in all 34 contests. Collected 10 point/rebound double-doubles (boosting her career total to 21), including four games with 30+ points/10+ rebounds. Led Minnesota in scoring 26 times, in rebounding on 18 occasions and in assists six times. Began the season 20-for-40 from three-point range before slipping to 29.0% (42-for-145) the rest of the way. Erupted for a club-record 48 points July 22 vs. Atlanta, the 2nd-highest single-game total in WNBA history and breaking Katie Smith's previous mark of 46 (set on July 8, 2001 at Los Angeles). The 30 FGA vs. Atlanta are also a club record while the 16 FGs and seven treys made both tie single-game marks. Tallied 40 points on August 2 at Tulsa, joining Smith (2001) and Taurasi (2006) as the only WNBA players to score 40+ twice in the same season. Started the 2014 WNBA All-Star Game on July 19 in Phoenix, scoring 24 points with a game-high eight assists. Dealt a season-high seven assists June 29 vs. Seattle; her four blocks are a career best. Tallied 38 points (with a season-high 13 rebounds) May 23 at Tulsa, becoming the third player in WNBA history (Candace Parker, Lauren Jackson) to notch back-to-back 30-point/10-rebound performances...

2013: Ended the season on a high note after being named the Western Conference Player of the Month for both August and September, the first such honors of her career; she also garnered Player of the Week accolades on three occasions (August 12, August 26, September 16). Started all 34 contests and registered career highs in eight of the nine major statistical

categories -- and finished among the league's top 20 in each -- highlighted by placing 3rd in the WNBA in scoring (18.5 ppg). Also ranked 6th in steals (1.74 spg), 12th in blocks (0.97 bpg), 15th in rebounds (6.2 rpg), 17th in assists (3.0) and 8th in minutes (31.4 mpg). Shot 50.9% from the field (good for 10th), 88.2% from the FT line (7th) and a franchise-record 45.3% from three-point range to break Svetlana Abrosimova's previous club mark (44.6% in 2007). Drilled 72 treys overall, becoming the first player in WNBA history to lead the league in both three-pointers made and three-point accuracy in the same season. Picked off a season-high five steals September 10 at Seattle, one of nine times she swiped 3+ points. Scored 25 of her 30 points in the 1st half August 31 vs. Seattle. Poured in 35 points August 24 vs. Indiana, joining Katie Smith and Seimone Augustus as the only players in Lynx history to score 35+ points. Netted 26 points, 10 rebounds and six assists August 6 at San Antonio, one of four double-doubles this year (11 career). Started the 2013 WNBA All-Star Game on July 27 in Connecticut, tallying 14 points. Pulled in a career-high 16 rebounds June 19 at Phoenix, part of the first 25+ point/15+ board effort in club history. Also had 26 points; it was the second time this year (fifth career) she led the Lynx across the board (pts/reb/ast).

2012: Concluded her second year in the WNBA as the Lynx' only player to start all 34 contests. Increased her averages and percentages in all nine major categories from her 2011 Rookie of the Year campaign, and joined Tamika Catchings as the only players to rank among the league's top 30 in every one. Tallied 16.4 ppg (11th), 6.0 rpg (14th), 3.6 apg (14th) and 1.47 spg (16th) while logging a team-high 29.7 mpg. Boosted that to 19.4 ppg, 7.5 rpg, 4.1 apg and 1.65 spg in 31.6 mpg over the final 17 games. Shot 46.5% from the floor, 38.8% from beyond the arc and 87.9% (4th in the WNBA) from the FT line; her 73 treys made are the most by any Lynx player since Katie Smith had 78 in 2003. Collected six double-doubles; she was Minnesota's leading scorer 16 times, top rebounder six times and leader in assists on seven occasions. Scored her 1000th career point in the September 23 finale at San Antonio. Tallied a career-high 29 points September 17 vs. Indiana, matching a WNBA record by hitting five treys in the 3rd quarter. The September 14 outing at Indiana was the third time she led the Lynx across the board (pts/reb/ast). Named Western Conference Player of the Week twice (August 20, September 10). Scored 19 of her 23 points after intermission September 7 vs. Atlanta, adding a career-best 12 rebounds in a career-high 41:47. Her seven steals September 4 vs. Los Angeles tied the franchise record; she handed out a career-high eight assists August 31 vs. Tulsa. Scored 28 points July 12 vs. Tulsa, including a club-record 19 in the 2nd quarter; her 11-for-12 effort from the FT line marked career highs in both categories. Swiped five steals June 23 vs. Chicago, and poured in 26 points June 9 at Tulsa, the first of nine 20+ outings.

2011: Started all 34 games during her first season in Minnesota, the WNBA's only rookie to accomplish that. Collected 13.2 ppg, 4.6 rpg and 2.6 apg while playing 28.0 mpg; she also ranked 12th in the WNBA in steals (1.41 spg). Shot 43.9% from the field, 36.9% (58-for-157) from three-point range and 78.8% from the FT line; her accuracy climbed to 49.0% (71-for-145) -- 45.5% (30-for-66) from beyond the arc -- over the final 14 games. Was the Lynx' top scorer seven times, with 23 double-figure nights and five 20+ outings. Scored a game-high 19 points September 4 at New York, one of seven times she led and was named the WNBA's Rookie of the Month for both July and August. Registered her first career double-double August 28 at San Antonio, totaling 19 points and a season-high 12 rebounds. Pumped in a season-high 28 points August 9 at Phoenix; she tied Tamika Catchings' WNBA record by shooting 6-for-6 from beyond the arc. Also swiped five steals at Phoenix, a team season best and played a season-high 34:51 August 2 vs. Phoenix. Started the 2011 WNBA All-Star Game on July 23 in San Antonio, totaling 10 points and three assists. Dealt a season-high six assists July 29 vs. Seattle, and had nine rebounds July 16 vs. Seattle; Minnesota went 11-0 when she grabbed 6+ boards. Netted 26 points July 9 vs. Connecticut; her six three-pointers were one short of Katie Smith's club single-game record (at Seattle, June 14, 2003). Named the 2011 winner of the Honda-Broderick Cup on June 27, the second straight year she'd been honored.

Playoffs

2016: Helped the Lynx return to the WNBA Finals for the second consecutive season, averaging 22.4 points on a career-playoff-best 51.7% shooting including 93.5% from the free throw line, 7.3 rebounds and 4.6 assists... Moved into 1st place on the all-time WNBA Finals scoring leaderboard on Oct. 9, 2016, passing Diana Taurasi and Deanna Nolan.

2015: Helped the Lynx to their third WNBA Championship in the last five years, averaged 23.4 ppg (41.9%), 7.3 rpg, 2.6 apg and 2.30 spg in 10 playoff starts. Hit the game-winning trey as time expired in Game 3 (October 9) at Indiana, the first buzzer-beater in Lynx playoff history. Snagged a playoff career-best 12 rebounds in Game 1 vs. Indiana (October 4). Poured in a playoff career-high 40 points September 27 at Phoenix, eclipsing her previous best of 33 set September 18 vs. Los Angeles.

2014: Returned to the Western Conference Finals to average 19.8 points per game and 5.4 assists per game. Combined with Seimone Augustus and Lindsay Whalen to tally 57 points on 26-of-59 shooting for the Lynx on September 2.

2013: Led the Lynx to their second WNBA Championship, averaging a team-best 20.9 points per game in seven postseason



MAYA MOORE

FORWARD · #23 · HT 6-0 · WT 177

games. Was named the 2013 WNBA Finals MVP after averaging 20.0 ppg as the Lynx swept Atlanta to win the title.

2012: Averaged 16.6 points, 5.2 rebounds and 2.8 assists in nine postseason games. Shot 43.3% from three-point range and 91.3% from the free-throw line. Scored 20+ points four times, including a postseason-high 23 against Indiana in Game 2 of the WNBA Finals.

2011: In her first postseason appearance, averaged 13.8 ppg and 5.9 rpg in eight postseason contests, hitting 45.8% from the floor and 40.0% from long range. Helped the Lynx earn their first WNBA Championship. Put in 21 points with seven rebounds and five assists September 25 at Phoenix in the Lynx first ever WNBA Finals appearance, going 6-for-8 from beyond the arc.

International

2016: Won gold with Team USA at the 2016 Summer Olympics in Rio de Janeiro; she tallied 12.0 ppg (52.0%), 5.6 rpg, 4.3 apg and 2.00 spg in eight starts.

2014: Earned gold at the 2014 FIBA World Championship in Turkey, where she averaged 15.3 points, 6 rebounds and 3.5 assists and was chosen as the tournament's Most Valuable Player. Was named the 2014 USA Basketball Female Athlete of the Year.

2012: Earned a gold medal at the 2012 Summer Olympics in London; she averaged 9.0 ppg (46.4%) and 5.6 rpg in eight games (five starts) for Team USA.

2010: Helped Team USA win the gold medal at the 2010 FIBA World Championship, held in the Czech Republic. Averaged 8.7 ppg (48.9%) and 3.3 rpg in nine contests, scoring nine points in the gold-medal game vs. the host Czechs. Her USA Basketball résumé also includes gold medals at the 2009 World University Games, held in Serbia, and the 2007 FIBA U19 World Championships, held in Slovakia.

Overseas

2015-16: Averaged a team-high 29.9 points and 8.3 rebounds alongside 3.2 assists per game with the Shanxi Flame.

2014-15: Returned to the Shanxi Trimeresurus in the Chinese League to win her third consecutive WCBA championship. Averaged 30.0 points, 9.2 rebounds and 3.7 assists in 38 games.

2013-14: Won a second straight WCBA (China) championship with the Shanxi Flame. Averaged 39.3 points, 11.8 rebounds, 4.8 assists, 4.3 steals in 31 games. Scored a season high 57 points on December 28 against Bayi. Scored 40 or more points 17 times. Pulled down a season high 21 rebounds on February 22 against Zhejiang.

2012-13: Won the WCBA (China) Championship with the Shanxi Flame in their first year of existence. Averaged 38.7 points, 12.6 rebounds, 4.5 assists, 3.6 steals in 28 games. Scored 60 points with 13 rebounds on November 10 against Yunnan. Topped the 50-point mark four times during the winter. Recorded a triple double on February 2 in the WCBA Finals, scoring 43 points, grabbing 12 rebounds and dishing out 11 assists.

2011-12: Spent her first winter overseas playing with Ros Casares Valencia in the Spanish LFB. Appeared in 10 games with Ros Casares during EuroLeague play, averaging 12.7 points and 6.2 rebounds per game. Shot 44.8 percent in the field, including 91.7 percent from the free-throw line. Won the EuroLeague title, defeating Rivas Ecopolis 2-0 in the finals. Appeared in 20 games with Ros Casares during LFB play. Averaged 13.1 points, 4.2 rebounds and 3.1 assists in 22.5 minutes per game. Shot 50.0 percent from the floor and 45.3 percent from three-point range during LFB play. Went undefeated in Spanish League play, including defeating Perfumerias Avenida Salamanca for the Spanish League title.

College

UConn's career scoring leaders with a total of 3,036 points - surpassing Tina Charles' total of 2,346 on December 5, 2010. Trophy case includes three Wade Trophy Awards (given annually to the nation's best player), two Wooden and Naismith Awards and two National Championship trophies. Became just the second player in NCAA history to be named an All-American four times. Captained the UConn women to an astounding 90 consecutive victories - a total that broke the NCAA record for consecutive wins without a loss. Finished career an incredible 150-4, setting the all-time NCAA mark for career wins - male or female. Shot over 50.0 percent from the floor in each of her four seasons with Connecticut and made 311 three-pointers over her career - second most in school history... Scored at least 20 points 76 times and 30 or more points

12 times in her career. Honored as the 2010 CoSIDA Academic All-American of the Year and as the 2010 BIG EAST Scholar-Athlete of the Year. Moore was also honored as a CoSIDA Academic All-American in 2008-09. Became only the second freshman all-time to be honored as an AP First Team pick in 2007-08. Named to the 2009 WBCA Classic All-Tournament Team as a junior. Honored as the Most Outstanding Player of the 2010 NCAA Tournament and selected to the All-NCAA Tournament Team in 2009. Named Most Outstanding Player of the 2010 NCAA Dayton Regional and of the 2009 NCAA Trenton Regional. Broke the UConn single-season scoring record with her total of 754 points as a sophomore - besting Kara Wolters' previous record total (694). A multi-dimensional player who can play any position on the floor. Named 2007-08, 2008-2009 and 2010-11 BIG EAST Player of the Year. Moore was the first freshman ever to be named BIG EAST Player of the Year in 2007-08. 2009 BIG EAST Tournament Most Outstanding Player and has 50 double-doubles also, has registered double-figure points in 149 of 154 career games. Became the fastest player to reach the 2,000-point milestone in UConn history and the first junior to do so with 16 points vs. Syracuse (March 7, 2010). Became the fastest player to reach the 1,000-point milestone in UConn history, doing so in her 55th career game with 40 points vs. Syracuse (January 17, 2009), besting previous record of 63 games held by Svetlana Abrosimova. Set UConn and BIG EAST single-game records with 10 three-point field goals vs. Syracuse (January 17, 2009). The consensus 2007 National High School Player of the Year. Earned the Naismith following both her junior and senior prep seasons, becoming only the second two-time winner of the award.

Personal

Born on June 11, 1989 in Jefferson City, MO. The daughter of Mike Dabney, a guard on the Rutgers University men's basketball team that reached the final four 1976, and Kathryn Moore. A Sports Media major at Connecticut and had her first exposure to basketball at the age of three when mother, Kathryn, mounted a hoop on the back door of their apartment to prevent her from running around the apartment.



JIA PERKINS

GUARD · #7 · HT 5-8 · WT 165

COLLEGE: Texas Tech '04

EXPERIENCE: WNBA - 13 Years

BIRTHDATE: February 2, 1982

BIRTHPLACE: Newburgh, NY

HIGH SCHOOL: Granbury High School

DRAFTED: 2004 3rd Round/35th Overall (Charlotte)

ACQUIRED: Acquired by Minnesota on April 14 from San Antonio in exchange for the draft rights to Jazmon Gwathmey, who was selected with the 14th pick in the 2016 WNBA Draft.

NOTABLE

- Stars All-Decade Team
- WNBA All-Star (2009)

CAREER HIGHS

| | |
|------------------|--|
| MINUTES: | 49, June 29, 2007 at Sacramento (2 OT) |
| FGM: | 17, June 29, 2007 at Sacramento (2 OT) |
| FGA: | 24(3x), MR: September 8, 2015 at Tulsa |
| 3-FGM: | 6, July 13, 2012 vs. Atlanta |
| 3-FGA: | 10(3x), MR: July 8, 2010 at New York |
| FTM: | 9(2x), MR: June 26, 2011 at Atlanta |
| FTA: | 10(2x), MR: June 26, 2011 at Atlanta |
| OFF REBS: | 6, July 25, 2006 vs. New York |
| DEF REBS: | 10, July 22, 2008 vs. Indiana |
| REBOUNDS: | 10(2x), MR: July 22, 2008 vs. Indiana |
| ASSISTS: | 10(2x), MR: June 29, 2007 at Sacramento (2 OT) |
| STEALS: | 8, June 27, 2009 vs. Washington |
| BLOCKS: | 3(3x), MR: July 11, 2012 at Chicago |
| POINTS | 39, June 29, 2007 at Sacramento (2 OT) |





JIA PERKINS

GUARD · #7 · HT5-8 · WT165

WNBA STATS

| YEAR | G-GS | MIN | Field Goals | | | 3-Point FG | | | Free Throws | | | Rebounds | | | | | | | | |
|---------------|----------------|-------------|-------------|-------------|-------------|------------|-------------|-------------|-------------|------------|-------------|------------|------------|-------------|------------|------------|------------|------------|-------------|-------------|
| | | | FG | FGA | PCT | FG | FGA | PCT | FT | FTA | PCT | OFF | DEF | TOT | AST | STL | TO | BLK | PTS | PPG |
| 04/CHA | 4-0 | 17 | 0 | 5 | .000 | 0 | 0 | --- | 3 | 4 | .750 | 1 | 2 | 3 | 1 | 3 | 1 | 0 | 3 | 0.8 |
| 05/CHA | 30-11 | 464 | 64 | 151 | .424 | 3 | 9 | .333 | 19 | 30 | .633 | 24 | 20 | 44 | 32 | 29 | 32 | 9 | 150 | 5.0 |
| 06/CHI | 30-27 | 841 | 105 | 299 | .351 | 18 | 65 | .277 | 54 | 67 | .806 | 33 | 74 | 107 | 97 | 43 | 56 | 13 | 282 | 9.4 |
| 07/CHI | 33-5 | 762 | 153 | 330 | .464 | 39 | 90 | .433 | 41 | 53 | .774 | 30 | 80 | 110 | 75 | 50 | 51 | 7 | 386 | 11.7 |
| 08/CHI | 34-34 | 1083 | 213 | 488 | .436 | 45 | 124 | .363 | 106 | 119 | .891 | 44 | 93 | 137 | 96 | 64 | 61 | 10 | 577 | 17.0 |
| 09/CHI | 34-34 | 931 | 158 | 379 | .417 | 128 | 301 | .425 | 104 | 123 | .846 | 28 | 88 | 116 | 100 | 73 | 55 | 6 | 450 | 13.2 |
| 10/CHI | 34-34 | 936 | 145 | 366 | .396 | 38 | 109 | .349 | 35 | 43 | .814 | 35 | 63 | 98 | 83 | 56 | 40 | 6 | 363 | 13.2 |
| 11/SAS | 34-8 | 852 | 154 | 368 | .418 | 40 | 128 | .313 | 60 | 71 | .845 | 22 | 96 | 118 | 47 | 44 | 35 | 9 | 408 | 10.7 |
| 12/SAS | 33-3 | 759 | 128 | 337 | .380 | 49 | 127 | .386 | 46 | 61 | .754 | 17 | 75 | 92 | 64 | 53 | 29 | 12 | 351 | 12.0 |
| 13/SAS | 34-33 | 1037 | 181 | 452 | .400 | 45 | 116 | .388 | 64 | 74 | .865 | 26 | 81 | 107 | 69 | 80 | 49 | 10 | 471 | 13.9 |
| 14/SAS | 23-2 | 519 | 107 | 242 | .442 | 39 | 95 | .411 | 34 | 38 | .895 | 11 | 41 | 52 | 38 | 34 | 22 | 5 | 287 | 12.5 |
| 15/SAS | 26-26 | 710 | 124 | 330 | .376 | 25 | 92 | .272 | 73 | 83 | .880 | 20 | 59 | 79 | 45 | 38 | 32 | 8 | 346 | 13.3 |
| 16/MIN | 34-5 | 705 | 83 | 227 | .366 | 13 | 57 | .228 | 40 | 48 | .833 | 21 | 69 | 90 | 45 | 31 | 23 | 7 | 219 | 6.4 |
| TOTALS | 383-222 | 9616 | 1615 | 3974 | .406 | 384 | 1090 | .352 | 679 | 814 | .834 | 312 | 841 | 1153 | 792 | 598 | 486 | 102 | 4293 | 11.2 |

PLAYOFFS

| YEAR | G-GS | MIN | Field Goals | | | 3-Point FG | | | Free Throws | | | Rebounds | | | | | | | | |
|---------------|-------------|------------|-------------|------------|-------------|------------|-----------|-------------|-------------|-----------|-------------|----------|-----------|-----------|-----------|-----------|-----------|----------|------------|------------|
| | | | FG | FGA | PCT | FG | FGA | PCT | FT | FTA | PCT | OFF | DEF | TOT | AST | STL | TO | BLK | PTS | PPG |
| 11/SAS | 3-3 | 101 | 15 | 38 | .395 | 7 | 19 | .368 | 2 | 2 | .1000 | 3 | 13 | 16 | 8 | 8 | 7 | 1 | 39 | 13.0 |
| 12/SAS | 2-0 | 43 | 9 | 24 | .375 | 3 | 9 | .333 | 3 | 6 | .500 | 1 | 2 | 3 | 5 | 6 | 1 | 1 | 24 | 12.0 |
| 14/SAS | 2-0 | 46 | 10 | 16 | .625 | 3 | 5 | .600 | 1 | 2 | .500 | 1 | 1 | 2 | 1 | 1 | 1 | 1 | 24 | 12.0 |
| 16/MIN | 8-0 | 141 | 16 | 41 | .390 | 1 | 10 | .100 | 8 | 8 | .1000 | 3 | 13 | 16 | 15 | 8 | 3 | 1 | 41 | 5.1 |
| TOTALS | 15-3 | 331 | 50 | 119 | .420 | 14 | 43 | .326 | 14 | 18 | .778 | 8 | 29 | 37 | 29 | 23 | 12 | 4 | 128 | 8.5 |



JIA PERKINS

GUARD · #7 · HT 5-8 · WT 165

Career Transactions

Selected by Charlotte in the 3rd round (35th overall) of the 2004 WNBA Draft. Chosen by Chicago in the WNBA Expansion Draft on November 16, 2005. Acquired by San Antonio from Chicago on April 20, 2011 in exchange for center Michelle Snow. Re-signed by San Antonio to a three-year contract on February 3, 2015. Acquired by Minnesota from San Antonio on April 14, 2016 in exchange for the draft rights to Jazmon Gwathmey, who was selected with the 14th pick in the 2016 WNBA Draft.

WNBA Career Capsule

2016: Concluded her first season in Minnesota (13th in the WNBA) by appearing in all 34 games for the sixth time in her career. Averaged 6.4 ppg, ending a run of nine consecutive double-figure scoring years; she added 2.6 rpg, 1.3 apg and 0.91 spg in 20.7 mpg. Hit 36.6% from the floor, a career-low 22.8% (13-for-57) from three-point distance and 83.3% from the FT line. Started five games, averaging 8.4 ppg (45.0%), 4.2 rpg and 3.8 apg in those contests. The 10-point effort August 28 vs. Seattle was her seventh double-digit night. Overtook Vickie Johnson (4243) for 24th place on the WNBA's career scoring list July 17 at Dallas. Pulled down a season-high nine rebounds July 9 vs. Dallas, and collected season bests in assists (a team-high six) and minutes (36:16) July 7 at Connecticut. Picked off a season-high four steals June 21 at Los Angeles, and scored all of her season-high 18 points in the 2nd half June 10 in Atlanta. Passed Taj McWilliams-Franklin (580) for 6th on the league's all-time steal list June 14 vs. Indiana.

2015: Averaged 13.3 points and 3.0 rebounds in her 11th year of WNBA play highlighted by a season-high 32 points in San Antonio's 88-81 win over Seattle on August 8.

2014: Played in 23 games, starting two, missed 11 games due to injury and finished second in WNBA Sixth Woman of the Year voting. Averaged 12.5 points, 2.3 rebounds and 1.7 assists and led the WNBA in scoring average by players who predominately came off the bench. Also, led the Stars in scoring seven times and scored a season-high 24 points, hitting the game-tying three to force overtime vs. Phoenix on August 7. Scored 12 points in her first game back from injury vs. Chicago on July 29. Scored 17 points in 17 minutes before injuring her hamstring vs. Atlanta on June 26. Led team in scoring for second consecutive game with 16 points vs. Minnesota on June 1. Led team in scoring with 17 points while grabbing four rebounds and her 500th career steal at Los Angeles on May 25. Tied a game-high with 20 points while hitting four of four three-point attempts, including two go-ahead three-pointers in the final minute, against Tulsa on May 17.

2013: Averaged 13.9 points in 33 starts in 2013, Against Los Angeles on August 31, led the team in points (25), assists (3) and steals (3). Her 25 points were a season high and tied for a season-high 5 steals vs. Seattle on August 25. Registered a season-high 5 assists vs. Minnesota on August 6. Scored her 3,000th career point in the third quarter against Chicago on June 7. Led the team with four steals and was one of four double-digit scorers against Los Angeles on June 1.

2012: Named to the Silver Stars All-Decade Team and finished third in Sixth Woman of the Year voting. Played in 33 regular-season games with three starts and averaged 10.6 points, 2.8 rebounds, 1.9 assists and 1.6 steals per game. Ranked second in the WNBA in steals to turnover ratio (1.83) and ninth in steals per game. Led the team in scoring average off the bench (11.0) and ranked second in steals per game. Notched 16 double-digit scoring performances, including four-consecutive from July 8 through August 17. Led San Antonio in scoring four times and steals on 10 occasions and notched at least one steal in seven-consecutive games from May 30 to June 22. Had at least one 3-point field goal in 13-consecutive games from June 16 to August 19. Matched a career-high with three blocks in the season opener at Tulsa on May 19. Notched her first double-digit scoring performance of the season against Phoenix on June 1. One of five double-digit scorers against Los Angeles on June 28 and matched a career-high with three blocks at Chicago on July 11. Set a career-high with six made 3-point field goals against Atlanta on July 13. Ranked second on the team with 17 points at Tulsa on August 17. Led the team with 21 points and had a season-best six rebounds against Tulsa on August 25. One of five players in double-figures against Indiana on September 7. Did not travel with the team to Seattle on September 21 due to illness.

2011: Played in all 34 regular-season games with eight starts and averaged 12.0 points per game with 3.5 rebounds, 1.4 assists and 1.3 steals. Ranked fourth in the WNBA in steals to turnover ratio (1.26)... Ranked fourth on the team in scoring average and third in steals per game. Ranked second on the team with 22 double-digit scoring performances, including a season-long streak of eight double-figure scoring games from July 18 to August 4. Led San Antonio in scoring on nine occasions, steals 12 times and blocks seven times. One of four players to score in double-figures with 17 points in her Silver Stars debut against Tulsa on June 4. Notched her second-consecutive double-digit scoring game at Tulsa on June 10. Had a season-best four assists against Atlanta on June 11 and notched 15 points against Phoenix on June 21. Led San Antonio with a season-high 31 points while recording her 200th career offensive rebound and 500th 3-point field goal attempt against Los Angeles on June 24. Notched her 500th career assist and 650th career rebound at Chicago on June 28. Recorded her 450th career defensive rebound at New York on July 1. Made her first career start with San Antonio against New York on

July 7, ranking second on the team with 13 points. Ranked third on the team with 14 points, including her 900th career made field goal at Los Angeles on July 18. Recorded her eighth-consecutive double-digit scoring performance and made her 400th career free throw at Minnesota on August 4.

2010: Started all 34 games with the Chicago Sky and led the team with 1.65 steals per game and ranked second with 10.7 points per game. Led the WNBA with a 1.40 steals to turnover ratio while ranking fourth in total steals (56). Averaged 2.4 assists per game and 2.9 rebounds per game. Collected a season-high seven total rebounds at New York on May 16. Was a perfect 6-for-6 from the charity stripe against Atlanta on June 15, marking season-bests in both free throws made and attempted. Had a season-high five steals against Washington on June 25. Collected a season-best five defensive rebounds against Indiana on June 27. Set season-standards with 26 points and 10 made field goals at New York on July 11. Tied a career-high with five 3-pointers at Phoenix on August 1.

2009: Started all 34 games with the Sky and averaged 13.2 points, 3.4 rebounds and 2.15 steals in 27.4 minutes per game. Ranked second on the team with 931 minutes played and led the team with 73 steals and ranked second with 450 total points. Ranked fifth in the WNBA with 2.15 steals per game and made her first WNBA All-Star appearance. Scored 16 points in the All-Star game as a reserve.

2008: Started 34 games and averaged 17.0 points per game and was ranked seventh in the WNBA in total points scored in the season (577). Set a WNBA record with 39 consecutive free throws made, staying perfect from the line from June 3 to July 1. Ranked in the top 10 in the WNBA in 12 categories including ninth in points per game (17.0), sixth in steals per game (1.88), and fifth in free throw percentage (.891).

2007: Played in 33 games and started five and averaged 11.7 points, 2.3 assists and 3.3 rebounds per game. Notched a franchise record 39 points on 17 field goals and five 3-pointers while adding 10 assists at Sacramento on June 29. Ranked fourth in the WNBA in 3-point field goal percentage (45.9). Ranked 16th in the WNBA in field goal percentage (46.4). Tied a career-high by converting 9-of-10 free throws versus San Antonio on June 17. Ranked 10th in the league in steals (50.0) and steals per game (1.52).

2006: Played in 30 games, making 27 starts and averaged 9.4 points, 3.2 assists and 3.6 rebounds per game.

2005: Played in 30 games with the Charlotte Sting, starting 11 and averaged 5.0 points, 1.5 rebounds, 1.1 assists and 15.5 minutes per game in her first full season as a professional. Scored a season-high 21 points at Phoenix on July 13. Played in a season-high 38 minutes at Seattle on July 29.

2004: Missed most of the season due to the birth of her daughter on June 4. Joined the Charlotte Sting on August 16 during the Olympic break. Played in four games, recording three points, three steals and three rebounds. Missed three games after being placed on the injured list with a groin strain suffered on August 31. Posted one point, one steal and one rebound in her first WNBA appearance against Minnesota on September 11.

Playoffs

2016: Played in her first career WNBA Finals... Appeared in all eight playoff games, averaging 5.1 points on 39.0% shooting and 2.0 rebounds.

2014: Scored 17 points and was three of four from beyond the arc in Game 2 of the Western Conference Semifinals against the Lynx.

2012: Played in both Western Conference Semifinal games against Los Angeles and averaged 12.0 points, 3.0 steals, 2.5 assists and 1.5 rebounds per game through the two playoff games. Matched a playoff career-high with four assists in Game 1 at Los Angeles on September 27. Ranked second on the team with 16 points in Game 2 against Los Angeles on September 29.

2011: Started all three Western Conference semifinal games against Minnesota. Averaged 13.0 points per game with 5.3 rebounds, 2.7 assists and 2.67 steals per game in her first career playoff appearance.

International

2002: Earned gold at the USA Basketball World Championship in Brazil as a member of the Young Women's Qualifying Team.



JIA PERKINS

GUARD · #7 · HT 5-8 · WT 165

Overseas

2013-14: Spent the winter in Slovakia where she won a championship with Good Angels, averaging 8.8 points per game.

2011-12: Played with Israel's A.S. Ramat Hasharon Electra where she averaged a team-high 15.9 points, 4.3 rebounds, 3.5 assists and 2.3 steals per game through 20 Israeli League games.

2010-11: Played for Turkey's Ceyhan Belediyesi starting in January 2011 where she helped the team reach the Turkish TBBL Finals. Garnered All-Turkish TKBL Honorable Mention selection from Eurobasket.com and named to the Eurobasket.com Turkish TKBL All-Defensive team. Played in 13 games and averaged 13.1 points per game with 3.5 rebounds, 2.2 assists and 2.3 steals.

2009-10: Played for Turkey's Galatasaray where she played in 10 Turkish League games and seven EuroLeague contests. Helped Galatasaray to the EuroCup Finals and averaged 14 points per game with 3.1 rebounds, 2.1 assists and 2.0 steals while shooting 56.1 percent from the floor in Turkish League games. Averaged 15.6 points per game with 4.4 rebounds, 2.4 assists and 2.3 steals in EuroLeague contests.

2008-09: Started the season with Poland's Utex Row Rybik where she played in five games and averaged 18.6 points per game with 4.0 rebounds, 3.2 assists, 3.6 steals and 1.0 blocks per game. Joined Israel's A.S. Ramat Hasharon Electra in November where she led the team to the Israeli League title and regular-season championship. Named Eurobasket.com Israeli League Import Player of the Year. Garnered Eurobasket.com All-Israeli League Player of the Year and Guard of the Year honors. Earned All-Israeli League First Team and Israeli League All-Imports Team accolades from Eurobasket.com. Played in 23 games and averaged 17.0 points per game with 4.3 rebounds, 2.3 assists and 2.3 steals per game while shooting 55.2 percent from the field.

2007-08: Played for Israel's Ramat Hasharon where she helped the team capture the Israeli League regular-season title. Led the team to the EuroCup Quarterfinals and Israeli Cup Finals and Garnered Eurobasket.com Israeli League First Team and All-Imports Team honors. Played in 20 Israeli League games and 12 EuroCup contests. Averaged 20.0 points per game with 5.2 rebounds, 2.4 assists and 2.6 steals per game while shooting 55.3 percent from the floor in Israeli League games. Averaged 15.5 points per game with 4.1 rebounds, 3.3 assists and 2.6 steals in EuroCup action.

2006-07: Played in 10 games for Israel's Raanana Herzeliya and averaged 16.7 points per game with 4.5 rebounds, 2.9 assists and 2.3 steals while shooting 49.5 percent from the field.

2005-06: Played for Greece's Megas Aleksandros. Played in 10 games and averaged 20.7 points per game with 4.0 rebounds, 2.5 assists and 3.5 assists.

2005: Played for the NWBL's Dallas Fury.

2004-05: Played for Greece's Mask Cosmopol Kastoria.

College

2003-04: Started all 16 games in which she played and averaged 16.5 points per game with 4.4 rebounds. Ranked second on the team with 37 steals despite playing only half the season. Finished her career ranked fourth in scoring (1,768), second in steals (305) and seventh in assists (376) in the Texas Tech career record book.

2002-03: Earned Associated Press and Kodak honorable mention All-America honors, All-Big 12 first team selection. Named to the Dallas Morning News All-Big 12 Defensive Team. Earned Big 12 All-Tournament team honors. Two-time Big 12 Player of the Week. Became the fourth player in school history to score 40 or more points in a game with a career-high 41 against Creighton. Scored in double-figures in 33 games and scored more than 20 points on seven occasions. Notched one double-double also averaged 15.9 points per game with 5.1 rebounds and 90 steals.

2001-02: Played in all 32 games with 31 starts and earned Basketball Times honorable mention All-America selection. Earned All-Big 12 second team honors. Notched 26 double-digit scoring performances and recorded three double-doubles. Averaged 16.0 points per game with 5.0 rebound and 87 steals.

2000-01: Played in all 32 games with eight starts and earned Garnered team Most Valuable Player honors. Named to the NCAA Midwest Regional All-Tournament team also earned All-Big 12 honorable mention honors. Selected to the Women's Basketball News Service All-Freshman third team and Three-time Big 12 Rookie of the Week. Recorded 24 double-digit scoring performances. Averaged 13.6 points per game with 4.1 rebounds and 91 steals. Scored a season-high 29 points

against Purdue in the NCAA Sweet 16.

Personal

Jia Dorene Perkins was born, February 23, 1982 in Newburgh, New York. Perkins hails from Granbury, Texas and had a daughter, Aalirah, who was born on June 4, 2004. Perkins is the daughter of Johnny and Debra Perkins. She has an older brother, Jasmin. Father, Johnny, played professional football for the New York Giants. Graduated from Texas Tech University in 2004 with a degree in business.



PLENETTE PIERSON

FORWARD · # 22 · HT 6-2 · WT 195

COLLEGE: Texas Tech '03

EXPERIENCE: WNBA - 14 Years

BIRTHDATE: August 31, 1981

BIRTHPLACE: Houston, TX

HIGH SCHOOL: Kingwood High School

DRAFTED: 2003 1st Round / 4th Overall (Phoenix)

ACQUIRED: Signed as a unrestricted free-agent with Minnesota, February 1, 2017

NOTABLE

- WNBA All-Star (2015)
- WNBA Champion (2006, 2008)
- Sixth Woman of the Year (2007)

CAREER HIGHS

| | |
|------------------|---|
| MINUTES: | 42, June 5, 2011 at Atlanta |
| FGM: | 11 (5x), MR: Aug. 23, 2013 at Chicago |
| FGA: | 20, Sept. 19, 2004 vs. Houston |
| 3-FGM: | 5 (2x), MR: July 17, 2016 vs. Minnesota |
| 3-FGA: | 8, July 17, 2016 vs. Minnesota |
| FTM: | 13, July 29, 2007 vs. Los Angeles |
| FTA: | 19 (2x), MR: Aug. 27, 2005 @ Washington |
| OFF REBS: | 6 (7x), Sept. 10, 2013 vs. Phoenix |
| DEF REBS: | 10 (2x), July 17, 2016 vs. Minnesota |
| REBOUNDS: | 15, Sept. 10, 2013 vs. Phoenix |
| ASSISTS: | 10, Aug. 6, 2013 vs. Washington |
| STEALS: | 4 (4x), Sept. 9, 2011 vs. Indiana |
| BLOCKS: | 6 (2x), June 11, 2008 at New York |
| POINTS | 26, July 15, 2013 at Los Angeles |





PLENETTE PIERSON

FORWARD · #22 · HT 6-2 · WT 195

WNBA STATS

| YEAR | G-GS | MIN | Field Goals | | | 3-Point FG | | | Free Throws | | | Rebounds | | | AST | STL | TO | BLK | PTS | PPG |
|--------|-------|-----|-------------|------|-------|------------|-----|-------|-------------|------|------|----------|------|------|-----|-----|-----|-----|------|------|
| | | | FG | FGA | PCT | FG | FGA | PCT | FT | FTA | PCT | OFF | DEF | TOT | | | | | | |
| 03/PHO | 33-5 | 602 | 67 | 177 | .379 | 0 | 2 | .000 | 64 | 101 | .634 | 37 | 43 | 80 | 22 | 19 | 42 | 13 | 198 | 6.0 |
| 04/PHO | 31-25 | 803 | 112 | 253 | .443 | 0 | 3 | .000 | 66 | 109 | .606 | 46 | 85 | 131 | 26 | 26 | 49 | 17 | 290 | 9.4 |
| 05/TOT | 35-11 | 762 | 91 | 231 | .394 | 1 | 2 | .500 | 87 | 125 | .696 | 46 | 75 | 121 | 34 | 24 | 74 | 19 | 270 | 7.7 |
| 05/PHO | 12-11 | 318 | 36 | 105 | .343 | 0 | 1 | .000 | 20 | 29 | .690 | 19 | 40 | 59 | 13 | 10 | 32 | 13 | 92 | 7.7 |
| 05/DET | 23-0 | 444 | 55 | 126 | .437 | 1 | 1 | 1.000 | 67 | 96 | .698 | 27 | 35 | 62 | 21 | 14 | 42 | 6 | 178 | 7.7 |
| 06/DET | 34-0 | 565 | 82 | 180 | .456 | 0 | 3 | .000 | 56 | 80 | .700 | 44 | 88 | 132 | 24 | 18 | 37 | 14 | 220 | 6.5 |
| 07/DET | 34-0 | 858 | 149 | 312 | .478 | 0 | 5 | .000 | 98 | 130 | .754 | 70 | 127 | 197 | 59 | 26 | 79 | 29 | 396 | 11.6 |
| 08/DET | 28-0 | 649 | 122 | 267 | .457 | 0 | 2 | .000 | 88 | 117 | .752 | 64 | 72 | 136 | 63 | 24 | 48 | 34 | 332 | 11.9 |
| 09/DET | 1-0 | 5 | 0 | 2 | .000 | 0 | 0 | --- | 0 | 0 | --- | 0 | 0 | 0 | 0 | 1 | 01 | 1 | 0 | 0.0 |
| 10/TOT | 33-1 | 544 | 125 | 261 | .479 | 4 | 11 | .364 | 67 | 81 | .827 | 31 | 83 | 114 | 38 | 27 | 59 | 11 | 321 | 9.7 |
| 10/TUL | 8-1 | 126 | 38 | 71 | .535 | 3 | 7 | .429 | 18 | 21 | .857 | 6 | 14 | 20 | 10 | 10 | 13 | 3 | 97 | 12.1 |
| 10/NYL | 25-0 | 418 | 87 | 190 | .458 | 1 | 4 | .250 | 49 | 60 | .817 | 25 | 69 | 94 | 28 | 17 | 46 | 8 | 224 | 9.0 |
| 11/NYL | 33-33 | 945 | 173 | 362 | .478 | 2 | 10 | .200 | 79 | 98 | .806 | 62 | 110 | 172 | 45 | 38 | 62 | 30 | 427 | 12.9 |
| 12/NYL | 26-24 | 641 | 122 | 262 | .466 | 5 | 18 | .278 | 63 | 83 | .759 | 48 | 93 | 141 | 61 | 19 | 61 | 23 | 312 | 12.0 |
| 13/NYL | 32-27 | 883 | 147 | 367 | .401 | 0 | 7 | .000 | 77 | 107 | .720 | 63 | 123 | 186 | 80 | 16 | 79 | 20 | 371 | 11.6 |
| 14/NYL | 33-8 | 574 | 80 | 176 | .455 | 0 | 3 | .000 | 79 | 92 | .859 | 30 | 73 | 103 | 38 | 14 | 46 | 4 | 239 | 7.2 |
| 15/TUL | 30-29 | 843 | 152 | 348 | .437 | 17 | 47 | .362 | 63 | 78 | .808 | 35 | 87 | 122 | 57 | 29 | 54 | 12 | 384 | 12.8 |
| 16/DAL | 27-27 | 718 | 116 | 300 | .387 | 30 | 89 | .337 | 58 | 70 | .829 | 36 | 87 | 123 | 53 | 22 | 48 | 10 | 320 | 11.9 |
| | 410 | 190 | 9392 | 1538 | .3498 | .440 | 59 | .202 | 945 | 1271 | .744 | 612 | 1146 | 1758 | 600 | 303 | 738 | 237 | 4080 | 10.0 |

PLAYOFFS

| YEAR | G-GS | MIN | Field Goals | | | 3-Point FG | | | Free Throws | | | Rebounds | | | AST | STL | TO | BLK | PTS | PPG |
|--------|------|-----|-------------|-----|------|------------|-----|------|-------------|-----|------|----------|-----|-----|-----|-----|----|-----|-----|------|
| | | | FG | FGA | PCT | FG | FGA | PCT | FT | FTA | PCT | OFF | DEF | TOT | | | | | | |
| 05/DET | 2-0 | 20 | 2 | 5 | .400 | 0 | 0 | --- | 0 | 2 | .000 | 3 | 3 | 6 | 0 | 1 | 0 | 0 | 4 | 2.0 |
| 06/DET | 10-0 | 189 | 26 | 61 | .426 | 0 | 0 | --- | 36 | 51 | .706 | 17 | 37 | 54 | 17 | 6 | 14 | 9 | 88 | 8.8 |
| 07/DET | 11-1 | 281 | 46 | 109 | .422 | 1 | 2 | .500 | 30 | 41 | .732 | 32 | 47 | 79 | 18 | 7 | 28 | 12 | 123 | 11.2 |
| 08/DET | 6-0 | 107 | 18 | 38 | .474 | 0 | 0 | --- | 11 | 13 | .846 | 7 | 11 | 18 | 10 | 4 | 11 | 2 | 47 | 7.8 |
| 10/NYL | 5-3 | 100 | 23 | 44 | .523 | 1 | 3 | .333 | 5 | 8 | .625 | 6 | 6 | 12 | 6 | 0 | 10 | 1 | 52 | 10.4 |
| 11/NYL | 3-3 | 87 | 15 | 26 | .577 | 0 | 0 | --- | 2 | 4 | .500 | 2 | 10 | 12 | 8 | 4 | 8 | 5 | 32 | 10.7 |
| 12/NYL | 2-2 | 61 | 7 | 18 | .389 | 0 | 1 | .000 | 4 | 5 | .800 | 4 | 6 | 10 | 6 | 1 | 3 | 0 | 18 | 9.0 |
| 15/TUL | 2 | 28 | 10 | 28 | .357 | 1 | 3 | .333 | 0 | 0 | --- | 4 | 7 | 11 | 1 | 2 | 1 | 1 | 21 | 10.5 |
| TOTALS | 41 | 873 | 147 | 329 | .447 | 3 | 9 | .710 | 88 | 124 | .710 | 75 | 127 | 202 | 66 | 25 | 75 | 30 | 385 | 9.4 |



PLENETTE PIERSON

FORWARD · #22 · HT 6-2 · WT 195

Career Transactions

Selected in the first round (4th Overall) by the Phoenix Mercury in the 2003 WNBA Draft. Acquired by the Detroit Shock in exchange for Andrea Stinson and the Shock's 2006 second round draft pick on June 29, 2005. Acquired by the New York Liberty in exchange for Tiffany Jackson-Jones on June 14, 2010. Signed with the Tulsa Shock as a free agent on February 4, 2015. Signed as an unrestricted free agent with Minnesota on February 1, 2017.

WNBA Career Capsule

2016:

2015: Appeared in 30 games for the Tulsa Shock, starting 29 and averaged 12.8 points, 4.1 rebounds, 1.9 assists, and 28.1 minutes per game. Shot 41.6 percent from the field and tied her season-high in points with 24 at Atlanta on July 7, leading all Shock scorers in the game. Scored in double figures in 18 games, including season-high 24 points on June 19 and July 7. Was named a WNBA All-Star for the first time in her career.

2014: Appeared in 33 games for the New York Liberty, starting eight and averaged 7.2 points per game, 3.1 rebounds per game and 1.2 assists per game. Shot 45.5 percent from the field and scored in double figures nine times. Scored a season-high 20 points and made a season-high seven field goals at Washington on August 16. Led the Liberty in free-throw percentage shooting 85.9 percent and led the Liberty bench in points per game with 7.2 and minutes per game with 17.4.

2013: Appeared in 32 games for the New York Liberty, starting 27 and second-leading scorer and rebounder with 11.6 points and 5.8 rebounds per game. Scored in double figures in 19 games, including a season-high 25 points at Chicago on August 23. Grabbed double-digit rebounds in five games, including a career-high 15 rebounds against Phoenix on September 10. Posted three double-double performances and recorded a career-high ten assists against Washington on August 6.

2012: Appeared in 26 games for the New York Liberty, starting 24 and averaged 12.0 points and 5.4 rebounds per game. Scored in double figures in 16 games, including two 20-point performances and had a season-high 24 points at Indiana on June 26 and scored 21 points at Chicago on August 21. Recorded three double-doubles on the season and scored 15 points and grabbed ten rebounds in season opener vs. Connecticut on May 19. Had eleven points and ten rebounds at Atlanta on May 25. Posted 16 points and ten rebounds at Los Angeles on August 25.

2011: Appeared and started in 33 games for the New York Liberty and averaged 12.9 points and 5.2 rebounds per game. Scored in double figures in 26 games, including topping the 20-point mark in three games. Had two double-double performances on the season and opened the year with a double-double with 25 points and ten rebounds at Atlanta on June 5. Led the Liberty in blocks with 30 on the season.

2010: Appeared and started in 25 games for the New York Liberty and averaged 9.0 points per game, 3.8 rebounds and 1.1 assists per game. Led the Liberty in rebounds six times while posting double digit points in 18 games. Finished the 2010 season ranked third in the WNBA in field goals per 40 minutes (9.19). Appeared in eight games for the Tulsa Shock, starting one and averaged 12.1 points per game, 2.5 rebounds per game and 1.3 assists per game before being traded to New York. While in Tulsa, posted in double figures six times.

2009: Appeared in one game for the Detroit Shock before being sidelined with a shoulder injury for the remainder of the season. Played five minutes in her only game, recording a steal, a block and two personal fouls.

2008: Appeared in 28 games for the Detroit Shock and averaged a career-high 11.9 points, 1.9 assists and 1.2 blocks in 23.2 minutes per game. Led the Shock in scoring on five occasions, in rebounds five times and in assists on four occasions. Had seven multiple block games, finishing with a career-high 34 blocks. Recorded her 100th career block vs. Seattle on June 4. Tied her career-high of six blocks at Los Angeles June 11. Picked up her only double-double of the season and sixth of her career, when she scored 15 points and grabbed eleven rebounds vs. Minnesota on June 20. Earned her 200th career assist vs. Connecticut on June 26. Pulled down her 500th rebound in a Shock uniform at Washington on July 18, putting her eighth on the Shock all-time rebounding list. Tied her career high in assists with five vs. Phoenix on September 9.

2007: Appeared in all 34 games for the Detroit Shock and averaged 11.6 points per game, 5.8 rebounds per game and 1.7 assists per game. Was the team's leading scorer and rebounder off the bench. Led the Shock in scoring on five occasions, rebounds on six and in assists on four. Reached double figures 22 times, second most on the team. Picked up her 1,000th career point in the Shock's home opener vs. Sacramento on May 19. Her five consecutive games of scoring in double figures in the first five games of the season set a career record. Her four blocked shots in the first half at New York on June 8 tied the Shock record for blocks in a half. Her four steals vs. New York on July 6 set a career-high in steals and also put her over

the 100 mark in career steals. Named the WNBA's inaugural Sixth Woman of the Year.

2006: Appeared in all 34 games for the Detroit Shock and averaged 6.5 points and 3.9 assists in 16.6 minutes per game. Was the team's leading scorer and rebounder off the bench. Led the team in scoring and rebounding on two occasions.

2005: Appeared in 23 games for the Detroit Shock and averaged 7.7 points and 2.7 rebounds with the Shock while connecting on 43.7 percent of her field goal attempts. Finished third on the Shock in free throws made (67) and attempted (96). Scored a season-high 22 points in her first game with the Shock vs. Sacramento on July 1, in the process becoming the first Shock player since Kedra Holland-Corn (23) on August 6, 2003 at Washington to score 20 or more points off the bench. Led the Shock in scoring on two occasions and attempted 19 free-throws at Washington on August 27, which ties her for third in free-throw attempts in a single game. Appeared in 12 games for the Phoenix Mercury and averaged 7.7 points and 4.9 rebounds for Phoenix while connecting on 34.3 percent of her field goal attempts. Due to her being traded from the Mercury to the Shock, Pierson played in a total of 35 games (12 with Phoenix, 23 with Detroit) which puts her solely in second for amount of games played in one season.

2004: Appeared in 31 games for the Phoenix Mercury, starting 25 and averaged 9.4 points and 4.2 rebounds in 25.9 minutes per game. Finished second on the Mercury in free-throw attempts (109) and third in blocked shots (17). Missed three games with a sore/strained right hamstring (The Mercury were 2-1 in her absence).

2003: Appeared in 33 games for the Phoenix Mercury, starting five games and averaged 6.0 points and 2.4 rebounds in 18.2 minutes per game and led the Mercury in minutes played off the bench, free-throws (64) and free-throw attempts (101). Shot 19 free-throw attempts vs. Los Angeles on August 8, which ties her for third in free-throw attempts in a single game.

Playoffs

2015: Started both games for Tulsa... averaged 10.5 points, 5.5 rebounds and 0.5 assists per game.

2012: In her seventh playoff appearance, started both games in the first round... Averaged 9.0 points per game, 5.0 rebounds per game and 3.0 assists per game in 30.5 minutes per game.

2011: Appeared in three games for New York and averaged 10.7 ppg on a career-high 57.7% shooting and 4.0 rpg.

2010: Appeared in five games for New York, averaging 10.4 points and 2.4 rebounds while starting three games... Scored in double-figures in two straight games to end the 2010 playoffs for the Liberty.

2008: Appeared in six games en route to winning her second WNBA championship with the Detroit Shock... Missed three games with a dislocated shoulder/torn labrum after getting injured in Game 2 of the first round... Averaged 7.8 points, 3.0 rebounds and 1.7 assists in 17.8 minutes per game... Scored her 250th career playoff point vs. New York on September 28... Set a playoff career-high five assists and tied her playoff career high three steals vs. Indiana on September 21... Scored eleven points and added six rebounds, two assists and one steal in her first playoff game of the 2008 WNBA playoffs at Indiana on September 19.

2007: Appeared in eleven games, starting her first career playoff game at New York on August 24... Averaged 11.2 points per game, 7.2 rebounds per game, 1.6 assists per game and 1.1 blocks per game... Tied a Shock postseason record with four blocked shots at Indiana on August 31... Hit career playoff marks of 100 rebounds and 125 points vs. Indiana on September 2... Set a playoff career-high in points with 26 vs. Phoenix on September 5... Scored the 200th playoff point of her career at Phoenix on September 13.

2006: Appeared in all 10 playoff games en route to winning her first WNBA championship... Averaged 8.8 points, 5.4 rebounds and 1.7 assists in 18.9 minutes per game... Led all bench players in scoring, rebounds, assists and blocks.

2005: Appeared in two games... Scored four points and grabbed four rebounds in Detroit's Game 1 loss to Connecticut on August 31 and failed to score in Game 2 on September 2.

Overseas

2016-17: Played for the KB Stars in South Korea and averaged 13.7 ppg and 7.2 rpg while playing in 37 games.



PLENETTE PIERSON

FORWARD · #22 · HT 6-2 · WT 195

2015-16: Winnus (South Korea-D1): 16.4ppg 7.4rpg 2.3 apg.

2014-15: Passalacqua Spedizioni Ragusa (Italy-D1): 14.1ppg 6.1rpg 1.7spg +14.8 val.

2012-13: Good Angels Kosice (Slovakia-D1): 12ppg 6.7rpg 1.9apg 2.1spg; Euroleague: 15.9ppg 5.3rpg 2.3apg 1.7spg +17.9 val.

2011-12: Maccabi Bnot Ashdod (Israel-D1): EuroCup: 16.2ppg, 8.5rpg, 2.3apg, 2.5spg, 2bpg, FGP: 41.5%, FT: 70.4%; Israeli League: 15ppg, 8rpg, 4.0apg, 1.8spg, Blocks-5(1.3bpg), FGP: 46.2%, FT: 77.9%.

2010-11: Tarsus Belediyesi (Turkey-D1): Score-5(17.0ppg), 8rpg, 1.7apg, 1.8spg, Blocks-5(1.3bpg), FGP: 50%, 3PT: 30.4%, FT: 68.8%.

2009-10: Elizur Ramla (Israel-D1): 21.9ppg, 9.4rpg, 3apg, 2.4spg, 1.4bpg, FGP: 55.3%, FT: 68.4%.

2008-09: Played with CCC Polkowice (Poland-D1) averaging 13.8ppg, 5.2rpg, 1.6apg.

2007-08: BC Moscow (Russia-D1): 17.9ppg, 8rpg, 2.6apg, Steals-3(1.8spg), 1bpg, FGP: 47.7%, 3PT: 33.3%, FT: 73.7%; EuroCup: 16.3ppg, 7.5rpg, 2.1apg, 2.2spg, 1.1bpg, FGP: 51.2%, FT: 72.9%.

2006-07: Elizur Ramla (Israel-D1): EuroCup: 19ppg, 11.5rpg, 2.3apg, 2.1spg, FGP: 45.2%, FT: 64.4%; Israeli League: 19.7ppg, Reb-1(8.7rpg), 2.8apg, 1.6spg, Blocks-1(1.4bpg), 2FGP: 54.2%, FT: 80.6%.

2005-05: Played with Coconuda Maddaloni (Italy-D1)...During the EuroCup she averaged 17.4ppg, 8.8rpg, 1.5apg, 2.6spg, FGP: 42.9%, FT: 69.3%...During league play, she averaged 18.7ppg, 7.7rpg, 2.7spg, 2FGP: 48.8%, 3PT: 32.1%, FT: 70.4%.

College

2002-03: As a Senior, averaged 17.8 points and 6.9 rebounds per game and shot .510 (238-467) from the floor. Named to the All-Big 12 First Team, AP All-American Third Team.

2001-02: Played in only four games as a junior averaging 14.5 points per game and 9.0 rebounds per game.

2000-01: Averaged 14.7 points and 7.4 rebounds as a sophomore and was named second-team All-Big 12 by the Dallas Morning News that year after scoring in double figures in 23 of 32 games. Recorded eight double-doubles and was named Big 12 Player of the Week February 26.

1999-2000: Started all 33 games as a freshman averaging 13.6 points and 6.9 rebounds. Named Big 12 Conference Freshman of the Year and scored in double figures in 25 games. Received Big 12 Freshman of the Year honors by the Fort Worth Star-Telegram, the Dallas Morning News and the San Antonio Express-News, while being named to the Kansas City Star's All-Freshman team.

Personal

Full name is Plenette Michelle Pierson and was born on August 31, 1981 in Houston, Texas. Daughter of Paulette Pierson and has a younger brother, Cleven. Pierson's hobbies include hanging out with friends and playing basketball. Favorite movie is Love & Basketball. Favorite pregame meal is buffalo wings, spaghetti or chicken. Lists Yolanda Griffith as best player she's ever faced on the court. Lastly, she majored in communications studies at Texas Tech.



LINDSAY WHALEN

GUARD · #13 · HT 5-9 · WT 173

COLLEGE: Minnesota '04

EXPERIENCE: WNBA - 13 Years

BIRTHDATE: May 9, 1982

BIRTHPLACE: Hutchinson, MN

HIGH SCHOOL: Hutchinson High School (Hutchinson, MN)

DRAFTED: 2004 1st Round/4th Overall (Connecticut)

ACQUIRED: Trade with Connecticut January 12, 2010

NOTABLE

- WNBA Champion (2015, 2013, 2011)
- All-WNBA First-Team selection (2013, 2011, 2008)
- All-WNBA Second-Team selection (2014, 2012)
- Olympic gold medalist (2016, 2012)
- FIBA World Championship Gold Medalist (2014)
- WNBA All-Star (2015, 2014, 2013, 2011, 2006, 2004)
- WNBA Player of the Week (2015: 1),(2014: 1),(2010: 1),(2008: 2),(2007: 1),(2005: 1)
- WNBA Peak Performer for assists (2012, 2011, 2008)
- WNBA Player of the Month (August 2011)
- Lynx franchise leader for assists (1,195)
- Single-season franchise record holder for assists (199)
- One of six players in WNBA history with 3,000 points, 1,000 rebounds and 1,000 assists in a career
- Became the first player in WNBA history with 5000+ points, 2000+ assists and 1500+ rebounds

CAREER HIGHS

| | |
|------------------|---|
| MINUTES: | 46, July 22, 2014 vs. Atlanta |
| FGM: | 13, July 24, 2007 vs. Detroit |
| FGA: | 23, July 11, 2013 at Indiana |
| 3-FGM: | 4, July 26, 2005 vs. Indiana |
| 3-FGA: | 7, June 6, 2009 vs. Washington |
| FTM: | 13, July 13, 2008 at Washington |
| FTA: | 16, July 13, 2008 at Washington |
| OFF REBS: | 6, September 17, 2012 vs. Indiana |
| DEF REBS: | 10, June 17, 2007 vs. Chicago |
| REBOUNDS: | 12, June 7, 2009 at New York |
| ASSISTS: | 14, September 4, 2013 vs. Los Angeles |
| STEALS: | 5(4x), MR: June 16, 2009 at Chicago |
| BLOCKS: | 2(3x), MR: July 13, 2014 vs. Seattle |
| POINTS: | 33(2x), MR: July 13, 2008 at Washington |





LINDSAY WHALEN

GUARD · #13 · HT 5-9 · WT 173

WNBA STATS

| YEAR | G-GS | MIN | Field Goals | | | 3-Point FG | | | Free Throws | | | Rebounds | | | | | PTS | PPG | | |
|---------------|----------------|--------------|-------------|-------------|-------------|------------|------------|-------------|-------------|-------------|-------------|------------|-------------|-------------|-------------|------------|------------|-----------|-------------|-------------|
| | | | FG | FGA | PCT | FG | FGA | PCT | FT | FTA | PCT | OFF | DEF | TOT | AST | STL | | | TO | BLK |
| 04/CONN | 31-30 | 946 | 83 | 183 | .454 | 20 | 57 | .351 | 89 | 122 | .730 | 21 | 69 | 90 | 148 | 39 | 94 | 0 | 275 | 8.9 |
| 05/CONN | 34-34 | 1047 | 135 | 290 | .466 | 16 | 46 | .348 | 125 | 156 | .801 | 29 | 99 | 128 | 172 | 42 | 89 | 2 | 411 | 12.1 |
| 06/CONN | 33-33 | 861 | 88 | 226 | .389 | 8 | 62 | .129 | 112 | 124 | .903 | 17 | 105 | 122 | 153 | 34 | 79 | 2 | 296 | 9.0 |
| 07/CONN | 34-34 | 1,040 | 156 | 333 | .468 | 18 | 86 | .209 | 124 | 158 | .785 | 33 | 129 | 162 | 169 | 73 | 75 | 3 | 454 | 13.4 |
| 08/CONN | 31-31 | 908 | 141 | 306 | .461 | 27 | 80 | .338 | 126 | 157 | .803 | 33 | 141 | 174 | 166 | 45 | 58 | 1 | 435 | 14.0 |
| 09/CONN | 34-34 | 1,000 | 141 | 328 | .430 | 22 | 83 | .265 | 115 | 129 | .891 | 40 | 116 | 156 | 156 | 43 | 63 | 5 | 419 | 12.3 |
| 10/MIN | 33-33 | 1,110 | 134 | 327 | .410 | 15 | 66 | .227 | 133 | 148 | .899 | 31 | 100 | 131 | 184 | 46 | 76 | 5 | 416 | 12.6 |
| 11/MIN | 34-34 | 956 | 179 | 350 | .511 | 17 | 42 | .405 | 89 | 122 | .730 | 30 | 89 | 119 | 199 | 37 | 75 | 5 | 464 | 13.6 |
| 12/MIN | 33-33 | 891 | 148 | 293 | .505 | 13 | 26 | .500 | 72 | 99 | .727 | 30 | 107 | 137 | 178 | 23 | 68 | 6 | 381 | 11.5 |
| 13/MIN | 34-34 | 1,005 | 198 | 407 | .486 | 1 | 9 | .111 | 108 | 138 | .783 | 22 | 126 | 148 | 197 | 26 | 74 | 2 | 505 | 14.9 |
| 14/MIN | 34-34 | 1,040 | 180 | 375 | .480 | 1 | 10 | .100 | 117 | 152 | .770 | 21 | 121 | 142 | 189 | 29 | 62 | 2 | 478 | 14.1 |
| 15/MIN | 29-29 | 874 | 121 | 262 | .462 | 6 | 14 | .429 | 67 | 76 | .882 | 16 | 70 | 86 | 123 | 12 | 62 | 3 | 315 | 10.9 |
| 16/MIN | 32-32 | 786 | 123 | 240 | .513 | 3 | 11 | .273 | 66 | 74 | .892 | 15 | 68 | 83 | 123 | 19 | 46 | 0 | 315 | 9.8 |
| TOTALS | 426-425 | 12464 | 1827 | 3920 | .466 | 167 | 592 | .282 | 1343 | 1655 | .811 | 338 | 1340 | 1678 | 2156 | 469 | 921 | 36 | 5164 | 12.1 |

PLAYOFFS

| YEAR | G-GS | MIN | Field Goals | | | 3-Point FG | | | Free Throws | | | Rebounds | | | | | PTS | PPG | | |
|---------------|--------------|-------------|-------------|------------|-------------|------------|------------|-------------|-------------|------------|-------------|-----------|------------|------------|------------|-----------|------------|-----------|------------|-------------|
| | | | FG | FGA | PCT | FG | FGA | PCT | FT | FTA | PCT | OFF | DEF | TOT | AST | STL | | | TO | BLK |
| 04/CONN | 8-8 | 255 | 30 | 65 | .462 | 4 | 11 | .364 | 43 | 53 | .811 | 5 | 13 | 18 | 41 | 11 | 17 | 3 | 107 | 13.4 |
| 05/CONN | 7-7 | 220 | 19 | 57 | .333 | 3 | 15 | .200 | 37 | 48 | .771 | 6 | 18 | 24 | 23 | 6 | 20 | 1 | 78 | 11.1 |
| 06/CONN | 5-5 | 154 | 19 | 56 | .339 | 7 | 21 | .333 | 18 | 25 | .720 | 3 | 16 | 19 | 11 | 4 | 18 | 1 | 63 | 12.6 |
| 07/CONN | 3-3 | 110 | 14 | 43 | .326 | 3 | 13 | .231 | 9 | 10 | .900 | 2 | 19 | 21 | 15 | 1 | 11 | 0 | 40 | 13.3 |
| 08/CONN | 3-3 | 90 | 12 | 30 | .400 | 1 | 12 | .250 | 13 | 15 | .867 | 3 | 11 | 14 | 12 | 4 | 7 | 0 | 40 | 13.3 |
| 11/MIN | 8-8 | 256 | 38 | 82 | .463 | 2 | 7 | .286 | 18 | 22 | .818 | 8 | 21 | 29 | 30 | 12 | 20 | 4 | 96 | 12.0 |
| 12/MIN | 9-9 | 278 | 45 | 103 | .437 | 3 | 9 | .333 | 27 | 31 | .871 | 10 | 24 | 34 | 38 | 9 | 24 | 0 | 120 | 13.3 |
| 13/MIN | 7-7 | 205 | 25 | 61 | .410 | 0 | 1 | .000 | 18 | 29 | .621 | 5 | 27 | 32 | 33 | 6 | 17 | 0 | 68 | 9.7 |
| 14/MIN | 5-5 | 165 | 42 | 80 | .525 | 3 | 7 | .429 | 16 | 23 | .696 | 9 | 21 | 30 | 30 | 4 | 11 | 0 | 103 | 20.6 |
| 15/MIN | 10-10 | 234 | 24 | 69 | .348 | 1 | 8 | .125 | 16 | 19 | .842 | 8 | 13 | 21 | 33 | 4 | 12 | 0 | 65 | 6.5 |
| 16/MIN | 8-8 | 213 | 41 | 72 | .569 | 3 | 7 | .429 | 20 | 24 | .833 | 4 | 11 | 15 | 31 | 3 | 16 | 1 | 105 | 13.1 |
| TOTALS | 73-73 | 2180 | 309 | 718 | .430 | 32 | 111 | .288 | 235 | 298 | .789 | 63 | 194 | 257 | 296 | 65 | 172 | 10 | 885 | 12.1 |



LINDSAY WHALEN

GUARD · #13 · HT 5-9 · WT 173

Career Transactions

Chosen by Connecticut in the 1st round (4th overall) of the 2004 WNBA Draft. Re-signed by Connecticut to a three-year contract extension on February 19, 2008. Acquired by Minnesota from Connecticut on January 12, 2010, along with a 1st-round pick (2nd overall) in the 2010 WNBA Draft, in exchange for Renee Montgomery and a 1st-round pick (1st overall) in the 2010 WNBA Draft. Re-signed to a three-year contract extension on August 12, 2010. Re-signed to a three-year contract extension on September 6, 2013. Re-signed to a two-year contract extension on September 15, 2016.

WNBA Career Capsule

2016: Finished her 13th WNBA season (seventh with the Lynx) by starting 32 games, missing the June 11 contest at Washington (personal) and drawing a DNP-CD September 13 at Chicago. Tallied 9.8 ppg, 2.6 rpg and a career-low 3.8 apg (good for 11th in the league) in 24.6 mpg. Shot a career-high 51.3% from the floor (tops among all WNBA guards and 12th overall) and ranked 8th by hitting 89.2% from the FT line. Pumped in a season-high 24 points August 28 vs. Seattle, her third 20+ night of the year (56th career) and the fourth time she led. Handed out a season-best eight assists July 15 vs. New York; in the last six years, the Lynx are 55-2 when she deals 7+ and puts in 22 points July 12 at San Antonio, after tallying 22 points (on 11-for-13 shooting) with a season-best seven rebounds July 9 vs. Dallas; it's the first time she's scored 20+ points in consecutive games since May 2014. Scored her 5000th career point July 7 at Connecticut, becoming the first player in WNBA history with 5000+ points, 2000+ assists and 1500+ rebounds. The May 31 game at New York was the 400th of her career.

2015: Limited to a career-low 29 games; entering the season, she'd missed only nine games in her career and just two with Minnesota. Netted 10.9 ppg, 2.9 rpg and 4.3 apg (4th in the WNBA), shooting 46.2% from the floor, 42.9% (6-for-14) from long distance and 88.2% from the line to rank 9th in that category. Collected 12 points and a season-high 10 assists on August 21 at San Antonio, her 20th career double-double (13th of the point/assist variety); in the past five years, the Lynx are 52-2 when she has 7+ assists. Pulled in a season-high 10 rebounds to go with 13 points (in a season-high 35:53) August 16 at Washington. Dealt her 2000th career assist on August 11 vs. San Antonio, becoming the third player in WNBA history (joining Ticha Penicheiro and Sue Bird) to reach that mark. Tallied 24 points July 29 vs. Los Angeles, her third 20+ outing of the year (53rd career); she had a season-best 26 points June 5 vs. Tulsa. Named Western Conference Player of the Week for June 22-28, her seventh career honor (third with the Lynx).

2014: Started all 34 games for the sixth time in her career and tallied 14.1 ppg, 4.2 rpg and 5.6 apg while playing 30.6 mpg; she shot 48.0% from the floor and 77.0% from the FT line. Ranked 2nd in the league in assists, 14th in scoring, 14th in FG accuracy and 1st among guards in rebounding; she also led the WNBA in ast/TO ratio (a career-best 3.05-to-1). Pumped in a season-high 26 points July 22 vs. Atlanta, her seventh 20+ outing this year; the 45:39 of playing time is a career high. Averaged 15.9 ppg (53.2%), 4.9 rpg and 6.1 apg in 10 July starts. Selected for the 2014 WNBA All-Star Game, held July 19 in Phoenix, and totaled four points and four assists. Matched her season highs in assists (10) and rebounds (nine) July 10 at Tulsa, adding 21 points to finish one board short of a triple-double. It's her 12th career point/assist double-double (10th in a Lynx uniform) and fifth game with 20+ pts/10+ ast. Led Minnesota with nine rebounds July 8 vs. Los Angeles; she netted 22 points July 3 vs. San Antonio. Picked off four steals June 6 at Seattle, matching her best in a Lynx uniform; she also went over the 10,000-career minute plateau in that game. Named Western Conference Player of the Week on June 2, her sixth career honor. Scored Minnesota's final 10 points May 18 vs. Connecticut, tying her own club record for points in an OT period.

2013: Completed her 10th WNBA season by starting all 34 games for the fifth time in her career. Tallied a career-best 14.9 ppg, 4.4 rpg and 5.8 apg while playing 29.6 mpg; she shot 48.6% from the floor and 78.3% from the FT line. Topped the Lynx in FTs made (108) and attempted (138) but got to the line only 43 times in 17 games following the All-Star Break after taking 95 trips in the first 17. Ranked 15th in the league in scoring, 3rd in assists and 14th in FG accuracy; she also led the WNBA in ast/TO ratio at 2.66-to-1 (197 ast/74 TO). Scored a game-high 23 points in the September 14 finale vs. Chicago, her eighth 20+ effort of the season (Minnesota went 8-0 in those contests) and the 10th time she led the Lynx. Scored the 4000th point of her WNBA career September 7 at Seattle. Shot 59.2% (45-for-76) over her final seven outings, after a six-game dip at 34.8% (23-for-66). Handed out a career-high 14 assists September 4 vs. Los Angeles, tying Noelle Quinn's franchise record (August 19, 2007 vs. San Antonio). Grabbed a season-high 10 rebounds (in a season-high 41:31) on August 11 at Chicago, part of her first point/rebound double-double in a Lynx uniform and the sixth of her career. Put in eight points in the 2013 WNBA All-Star Game, held July 27 in Connecticut. Notched a season-high 25 points and 11 assists July 13 at Tulsa; it's the second 25+ point/10+ assist game of her career and one of just eight in WNBA history. Scored 12 of her game-high 23 points in the final six minutes of the July 11 victory at Indiana. Dished 10 assists June 6 vs. Phoenix,

the first of four double-digit nights.

2012: Started 33 games, missing the September 20 contest at Los Angeles due to illness; it was her first DNP since June 6, 2010 vs. Indiana. Contributed 11.5 ppg and 4.2 rpg in 27.0 mpg, the league's leading rebounder among point guards. Led the league in assists for the second straight year (5.4 apg). Also topped 50% from the floor for the second straight year (50.5%), ranking 9th in the WNBA; she went 13-for-26 from three-point range, but hit a career-low 72.7% from the FT line. Moved past Katie Smith atop the Lynx' all-time assist leader board August 19 vs. Tulsa, and dealt her 1500th career assist September 9 at San Antonio. Led Minnesota with eight rebounds September 17 vs. Indiana (including a career-high six on the offensive end). Sank the game-winning basket with :01.6 to play September 14 at Indiana, her second buzzer-beater this year (May 30 at Washington) and third for the Lynx. Snagged a season-high nine rebounds September 7 vs. Atlanta; she also logged a season-high 38:20. Totaled 76 ast/22 TOs in 14 games following the Olympic break (3.45-to-1), finishing 2nd in the league overall (2.62-to-1). Chipped in 19 points August 31 vs. Tulsa, the third time she's led all scorers with 25 points, June 23 vs. Chicago, her second 20+ effort. Put in 29 points June 15 at Phoenix, the most by any Lynx player since Seimone Augustus' 36-point effort in 2010. Dished 10 assists June 9 at Tulsa, her lone double-figure performance of the year; Minnesota went 14-0 when she handed out 6+ assists.

2011: Wrapped up her second season with the Lynx by starting all 34 games and averaged 13.6 ppg, 3.5 rpg and a career-best (and league-leading) 5.9 apg while playing 28.1 mpg. Shot a career-high 51.1% from the floor -- good for 8th in the league, and tops among guards. Her 199 assists for the season broke her own franchise record of 184 set in 2010; she ranked 2nd in the WNBA in assist/TO ratio (2.65-to-1). Netted the third 20-point/10-assist outing of her career (all with the Lynx) on September 8 vs. Chicago; it's the first time in WNBA history a player has tallied 20+ points, 10+ assists and zero turnovers in a game. Chosen Western Conference Player of the Month for August, the first such honor of her career. Whalen scored her 3000th career point on August 9 at Phoenix, becoming the sixth player in league history with 3000 points, 1000 rebounds and 1000 assists. Sank the game-winning jumper with :01.5 to play July 31 at San Antonio, capping a 23-point effort that saw her register season highs in rebounds (seven) and steals (four). Netted four points, five rebounds and six assists in the 2011 WNBA All-Star Game, held July 23 in San Antonio. Grabbed her 1000th rebound July 16 vs. Seattle.

2010: Completed her first season with the Lynx by starting 33 games, missing the June 6 contest vs. Indiana due to illness. Averaged a then-career-high and then-franchise-record 5.6 apg (ranking 3rd in the league), breaking the previous mark of 4.4 apg shared by Teresa Edwards (2003) and Noelle Quinn (2007). Led the Lynx with 21 points and 12 assists on August 15 vs. San Antonio, her second career 20+ point/10+ assist effort and fourth double-double of the season. Tallied season highs of 27 points and 12 assists on August 3 vs. Connecticut, one of six times she was Minnesota's top scorer. Named Western Conference Player of the Week for August 2-8, the fifth such honor of her career. Played for the WNBA Stars in the 2010 "Stars at the Sun" contest July 10 in Uncasville, Connecticut. Scored her 2500th career point July 24 vs. Phoenix, and registered the 1000th assist of her career June 10 at Phoenix. Saw her season-opening run of 41 consecutive made FTs ended June 4 at Tulsa; including last year, the streak reached 54 (the 2nd-longest in league history).

2009: Started all 34 games, averaging 11.6 points, 4.2 rebounds, 4.9 assists and 1.4 steals in 29.4 minutes per game. Connected on .430 percent of her shots and shot .891 percent from the line. Her 4.6 assists per game was good for fifth-best in the league. Hauled in career-best 12 rebounds on June 7th, 2009 vs. New York.

2008: Narrowly edged for league MVP (276.79-242.08) by Los Angeles rookie Candace Parker in closest vote ever. Became just the second player in league history to average at least 10 points, five rebounds and five assists for a season, joining Nikki Teasley. Led the WNBA in assists average with 5.4 per game and set new single-season career highs for made field goals (141), made threes (26) and made free throws (126). Became the all-time franchise assist leader on July 1st, collecting her 738th assist to pass Shannon Johnson. Reached 800 career assists against Chicago (September 5). Tied her career-high with 33 points at Washington (July 13). Had 23 double-figure games, including 12 straight to open the season. Scored her 1,500th career point against New York (May 30).

2007: Led the league in total assists (169) and finished tied for the league lead in assist average (5.0) with Becky Hammon despite playing six more games. Averaged a career-best 13.4 points per game and set new single-season highs for steals (73), rebounds (162), defensive rebounds (129), offensive rebounds (33) and made field goals (156). Scored a career-high 33 points against Detroit (July 24), the most points ever scored by a Sun player in regulation. Set a franchise mark for made field goals (13) in the same game. Collected her 500th career assist at Minnesota (June 13) and scored her 1000th career point in the season opener at Washington (May 19). Registered the fourth double-double of her career with 12 points and 10 rebounds against Chicago (June 17). Ranked 10th or higher in the WNBA in 12 different statistical categories.



LINDSAY WHALEN

GUARD · #13 · HT 5-9 · WT 173

2006: Played limited minutes through the early part of the season after undergoing surgery to repair ligaments in her left ankle on January 10th. Assist average (4.6) was fourth best in the WNBA and free throw percentage of 90.3 was a career high and the third best in the league. Made first career start in the WNBA All-Star game and had a career-high 105 defensive rebounds.

2005: Followed up a productive rookie season with improvement in almost every statistical category. Led the team with career highs in assists (172), made free throws (125) and free throw attempts (156). Assist total was the second best single-season total in franchise history. Became the first Sun player since Nykesha Sales (July 2004) to have consecutive 20-point games. Earned the first WNBA Player of the Week Award of her career on June 27th. Underwent surgical procedure during the 2005 off-season (January 10, 2006) to tighten ligaments in her left ankle.

2004: Voted by fans onto the 2004 WNBA All-Star roster and started 30 of 31 games she played in, missing three due to a strep throat. Ranked fifth in WNBA, first among rookies, in assist average (4.8) and ranked sixth in WNBA in assist total (148). Set a franchise record with 13 assists at Detroit on June 27, part of her first WNBA double-double. Set franchise records for most assists in two consecutive games (23), three consecutive games (30) and four consecutive games (40).

Playoffs

2016: Reached the WNBA Finals for the second straight season...Started all eight games, averaging 13.1 points a career-high 56.9% shooting and 3.9 assists...Reached double-figures in scoring in seven out of the eight playoff games.

2015: Started all 10 postseason games, collecting 6.5 ppg (34.8%), 2.1 rpg and 3.3 apg en route to capturing the 2015 WNBA title.

2014: Started all five games, averaging team-highs in points (20.6) and assists (6.0) and pumped in a playoff career-high 31 points on August 23; her 11 assists on August 21 are a playoff career best and a club playoff record.

2013: Captured her second WNBA Championship with the Lynx, averaging 9.7 points, 4.6 assists and 4.6 rebounds per game in all seven postseason contests. Scored 15 points, dished out five assists and grabbed three rebounds as the Lynx swept the Dream in the WNBA Finals.

2012: Led the Lynx back to the WNBA Finals for the second consecutive season, averaging 13.3 points, 4.2 assists and 3.8 rebounds per game. Scored 20+ points twice in the postseason, including scoring a game-high 20 points in Game 1 of the Western Conference Semifinals against Seattle.

2011: Captured her first WNBA Championship and started all eight playoff games, averaging 12.0 ppg (46.3%), 3.6 rpg and 3.8 apg. Led all scorers with 20 points on September 16 vs. San Antonio, adding a franchise playoff record (and career playoff best) four steals.

2008: Averaged 13.3 points, 4.6 rebounds and four assists in three games against New York and led the Sun with 19 points, and also had seven rebounds in Game 3 on September 22. Made 13-of-15 free throws in the series.

2007: Averaged 13.3 points, 7.0 rebounds and 5.0 assists per game and recorded bookend double-doubles in the playoffs, collecting 13 points and 10 assists in Game 1 against Indiana on August 23 and 21 points and a team-high 10 rebounds in Game 3 at Indiana August 27. Was 9-of-10 from the free throw line during the series.

2006: Averaged 12.6 ppg, 3.8 rpg and 2.2 apg and led the team in scoring during the Eastern Conference Semifinals against Washington, averaging 18.5 points.

2005: Scored 27 points in Game 2 of the Eastern Conference Semifinals against Detroit, tying her own franchise playoff record with 15 made free throws while setting a new mark for free throw attempts (17). Averaged 16.5 points, 3.5 assists and 4.5 rebounds during sweeps of Detroit and Indiana. Suffered fracture in tibial plateau of her left leg during Game 2 of the Eastern Conference Finals against Indiana. Sprained ankle in Game 1 of WNBA Finals. Averaged just four points and three assists per game in the WNBA Finals, sitting out Game 2 because of her injuries.

2004: Established a WNBA playoff record against Washington Mystics on September 27 with 11 made free throws in a half during the Eastern Conference Semifinals.

International

2016: Earned her second Olympic gold medal with Team USA on August 20 in Rio de Janeiro; she tallied 7.9 ppg (55.3%) and 3.1 apg in eight outings.

2014: Earned gold at the 2014 FIBA World Championship in Turkey, where she averaged 8.3 points, 3.3 rebounds and 2.7 assists.

2012: Helped Team USA win gold at the 2012 Summer Olympics in London; she averaged 8.0 ppg (53.3%) and 2.4 apg in eight outings.

2010: Earned a gold medal at the 2010 FIBA World Championship, held in the Czech Republic. Tallied 5.9 ppg (48.7%) in nine outings, including a 16-point effort vs. Canada on September 27.

2003: Won gold with Team USA at the 2003 FIBA World Championships For Young Women (U21) in Sibenik, Croatia.

Overseas

2014-15: Led Turkish club AGÜ Spor to the TKBL Finals before falling in four games. Averaged 16.8 points, 4.2 rebounds and 3.3 assists in 26 TKBL games. Averaged 15.6 points, 3.9 rebounds and 3.6 assists in EuroLeague play.

2013-14: Spent her first season with Dynamo Moscow in Russia, tallying 13.5 points, 3.1 rebounds and 4.1 assists per game in 22 PBL game. Helped lead Dynamo Moscow to the 2014 EuroCup championship. Played in 11 EuroCup games, averaging 10.8 points, 3.5 rebounds and 4.5 assists per game.

2012-13: Spent her first season in Turkey with Galatasaray and appeared in 14 TKBL games, netting 14.4 points, 5.1 assists and 4.9 rebounds per game while shooting 56.9%. Saw action in 10 EuroLeague games with Galatasaray, averaging 13.6 points, 4.4 assists and 5.1 rebounds per game.

2011-12: Spent her fifth winter with USK Praha in the Czech Republic, averaging 13.7 ppg (on 64.2% shooting) and 4.5 rpg en route to winning her third ZBL championship. Also contributed 8.2 ppg (46.7%), 5.8 rpg and 3.0 apg in six EuroLeague appearances.

2010-11: Spent the winter playing for USK Praha, tallying 11.2 ppg (56.5%), 4.2 rpg and 3.4 apg in 34 ZBL appearances. Also led USK to the EuroLeague playoffs; she averaged 13.2 ppg (46.4%), 5.0 rpg and 4.6 apg in 13 contests.

2009-10: Returned to USK Praha, averaging 11.1 ppg, 3.7 rpg and 2.8 apg in 25 Czech League games. Also led USK to EuroLeague playoffs, tallying 15.6 ppg, 4.8 rpg and 2.7 apg in 12 appearances.

2008-09: Returned to Prague and was a EuroLeague All-Star.

2007-08: Played for USK Praha and named to the EuroLeague All-Star team.

2006-07: Spent the winter playing for UMMC in Ekaterinburg, Russia.

College

Galvanized state of Minnesota behind the women's program, which rose to national prominence during her storied career. Average attendance at women's basketball games grew from 1,087 during her freshman season to 9,866 her senior year. Became Minnesota's all-time leading scorer on January 25, 2004 against Michigan State, surpassing 1994 Wade Trophy Winner Carol Ann Shudlick. Finished career with 2,285 points, fifth-best in Big Ten history and holds Minnesota career records in points, scoring average, games in double figures, free throws made and free throw percentage. Also among top-10 leaders in field goals made, field goal attempts, field goal percentage, three-pointers made, three-pointers attempted, three-point field goal percentage, free throws attempted, assists and steals. Shares Minnesota's single-game record for free throw percentage (14-14 vs. Creighton on December 4, 2003). Only four-time team MVP in school history and was a two-time Wade Trophy Finalist (2004 and 2003) and Two-time Naismith Award Finalist (2004 and 2003). As a senior, was a Kodak All-American First Team, USBWA All-American Second Team and an AP All-American Second Team. First Golden Gopher to earn All-American honors in three different seasons and led Minnesota to the NCAA tournament three straight years, including its first-ever Final Four appearance in 2004. Program had been to the tournament just once before her arrival. Named NCAA Midwest Region MVP for the 2004 NCAA tournament. Was unanimous selection for All-Big Ten First Team (2004, 2003 and 2002) and Three-time Academic All-Big Ten (2004, 2003 and 2002). As a junior, was a Kodak All-American First Team, USBWA All-American First Team and an AP All-American Second Team. Her #13 was retired by the University of Minnesota during a ceremony at Williams Arena in January 2005.



LINDSAY WHALEN

GUARD · #13 · HT 5-9 · WT 173

Personal

Born on May 9, 1982 in Hutchinson, Minnesota. Full name is Lindsay Marie Whalen and the daughter of Neil and Kathy Whalen. Married former University of Minnesota All-American golfer Ben Greve on October 6, 2008 in Hutchinson, Minnesota. Oldest of five children, with two sisters (Katie and Annie) and two brothers (Thomas and Casey). First woman to be named Minneapolis Star Tribune Sportsperson of the Year, beating out Twins' Cy Young Award winner Johan Santana and NBA MVP Kevin Garnett for the honor in December 2004. Also recognized as Sportsperson of the Year by the St. Paul Pioneer Press. Her #13 was retired by the University of Minnesota during a ceremony at Williams Arena in January 2005. Listed Charles Barkley, Jennifer Capriati, Kirby Puckett and Anthony Carter as her childhood sports heroes. Was the first athlete in University of Minnesota history to have her own bobblehead doll. Voted Favorite Female Athlete in City Pages Best of The Twin Cities reader's poll. Majored in sports management and led Hutchinson H.S. to Missota Conference title three straight years (1997-99). Also an All-Conference selection in tennis and track.



ADDITIONAL RIGHTS



LISA BERKANI

GUARD
 HEIGHT · 5'9"
 FRANCE

CAREER TRANSACTIONS

Selected by Minnesota in the second round (24th overall) of the 2017 WNBA Draft.

NOTABLE

- Silver medal at the U18 2015 European Championship
- French Champion LFB 2015 , LFB 2016
- gold medal French Cup 2016 13

INTERNATIONAL

Averaged 12.4 points, 4.7 rebounds and 3.0 assists per game with her club team USO Modeville in France this past season. The team most recently completed their season after falling in the quarter-finals of the LFB (Ligue Féminine de Basketball) playoffs as she finished with 11 points, four rebounds and four assists on Apr. 4. The Beaumont, France native was part of the 2015-16 LFB league championship team that was coached by new Lynx assistant coach James Wade.



TAHLIA TUPAEA

GUARD
 HEIGHT · 5'9"
 AUSTRALIA

CAREER TRANSACTIONS

Selected by Minnesota in the third round (36th overall) of the 2017 WNBA Draft.

NOTABLE

- Only Australian drafted in the 2017 draft, and the first from the country since Carley Mijovic (30th overall pick, Washington Mystics) and Stephanie Talbot (33rd overall pick, Phoenix Mercury) were selected in 2014.
- WNBL champion (2017)

INTERNATIONAL

Currently plays for the Sydney Uni Flames in the Women's National Basketball League. She won the WNBL championship this spring with the Flames and earned bronze medals at both the 2013 and 2015 FIBA U19 World Championships. She was limited to just 15 games in the 2016-17 campaign due to an injury early in the season but returned to average 8.2 points and 3.8 assists in the those games.



ROAR

ADMINISTRATION



STAFF DIRECTORY

LYNX TEAM DIRECTORY

Chief Executive Officer
 President
 Chief Financial Officer
 Chief Revenue Officer
 Chief Strategy Officer

Ethan Casson
 Chris Wright
 Roger Griffith
 Ryan Tanke
 Ted Johnson

LYNX DEDICATED STAFF

Vice President of Lynx Business Operations
 Lynx Public Relations Manager
 Marketing Manager
 Manager of Lynx Ticket Sales & Service
 Senior Account Executive, Lynx Sales & Service

Carley Knox
 Ashley Carlson
 Tori Stein
 Erin Henning
 Kyle Burns, Matt Corners,
 Emma Sandstrom
 Taylor Dosh, Micaela Erickson,
 Whitney Fisher, Jacob Koch, Sam Wolfson
 Amanda Zanghi
 Jack Billion

Account Executive, Lynx Sales & Service

Lynx Membership Programming Specialist
 Lynx Mascot

LYNX BASKETBALL OPERATIONS

Head Coach
 Assistant Coach
 Assistant Coach
 Head Athletic Trainer
 Assistant Athletic Trainer
 Manager of Basketball Operations

Cheryl Reeve
 Shelley Patterson
 James Wade
 Chuck Barta
 Kate Taber
 Clare Duwelius

BUSINESS OPERATIONS

Executive Assistant to CEO & Office Manager
 Executive Assistant to President Sales & Marketing Coordinator
 Business Development Manager
 Mail Clerk

Susan Eitel
 Mary Bohmbach
 Laura Janquart
 Vicky Reynolds

MARKETING

Vice President of Marketing
 Director of Marketing
 Creative Projects Manager
 Event Marketing Coordinator

Lindsay Milne
 Mike Amundson
 Addie Borgh
 Bjorn Westlund

CREATIVE SERVICES

Senior Manager of Creative Services
 Creative Services Production Manager
 Graphic Designer
 Digital Graphic Designer
 Copywriter
 Top Regional Photographer

Henry Moore
 John Schissel
 Lauren Kuznia, Max Morlock
 Benny Nguyen
 Jared Hughes
 David Sherman

DIGITAL MEDIA

Web Editor – Team Reporter
 Social Media Coordinator
 Senior Web Developer
 Web Developer
 Email Marketing Specialist

Kyle Ratke
 Bridget Anderson
 Sam Flood
 Kelly Pedersen
 Jena Magee

LIVE PROGRAMMING & ENTERTAINMENT

Executive Producer, Live Programming & Entertainment
 Game Presentation & Production Manager
 Production Coordinator
 Dance & Entertainment Manager
 Mascot Entertainment Manager
 Animation and Video Feature Producer

Chad Folkestad
 Chris Vanderbeek
 Sheridan West
 Athenia Williams
 Dave Warner
 Josh Harms, Doug Price

LYNX BROADCASTERS

Lynx Radio Host/Executive Producer
 Lynx Television Play-By-Play
 Lynx Television Analyst

John Focke
 Marney Gellner
 Lea B. Olsen

BROADCAST

Director of Broadcast
 Senior Video Editor
 Broadcast Producer – Production Manager
 Broadcast Engineer
 Production – Traffic Coordinator
 Radio Host

Erik Nelson
 Joe Kronenberg
 Noah Ferche
 Amanda Stromquist
 Cal Soderquist
 Alan Horton

COMMUNITY RELATIONS

Senior Community Relations Coordinator
 Community Relations Coordinator

Kristin Edmundson
 Amanda Malz

PUBLIC RELATIONS

Vice President of Communications
 Senior Manager of Public Relations
 Senior Corporate Communications Manager
 Communications Manager
 Public Relations Manager
 Team Statistician

Brad Ruitter
 Aaron Seehusen
 Kirsten Wenker
 Dan Bell
 Alex King
 Paul Swanson

FACILITIES AND DEVELOPMENT

Facilities Project Manager
 Facilities Coordinator
 Food Services Manager

Brian Kimmes
 Warren Williams
 Robert Rogers

INFORMATION TECHNOLOGY

Senior Director of Technology
 Network Engineer
 Information Technology Professional
 Help Desk Support Specialist

Justin Butler
 Dan LaCoursiere
 Austin McDowell
 Derek Scherer

ACCOUNTING/FINANCE

Vice President of Finance
 Manager of Financial Reporting
 Accounting Manager
 Payroll Manager and Senior Accountant
 Senior Payroll & Accounting Specialist
 Accounts Payable Specialist

Pete Stene
 Ben Jahnke
 Marci Schwen
 J.T. Hoffman
 Erich Heber
 Robert Hudalla



STAFF DIRECTORY

BUSINESS INTELLIGENCE

VP of Business Intelligence
 Analytics & Revenue Strategy Supervisor
 Business Research Analyst
 Analytics & Revenue Strategy Specialist
 Sales Operations & Data Specialist

Laura Meyer
 Elizabeth Boser
 Jake Damiani
 Andrew Maher
 Sam Hubble

HUMAN RESOURCES

Vice President of Human Resources
 Human Resources Manager
 Human Resources Assistant/Receptionist

Sianneh Mulbah
 Kirsten Santelices
 Alyssa Riles

FAN EXPERIENCE

Vice President of Fan Experience
 Senior Manager of Fan Experience

Jeff Munneke
 Greg Vanderwilt

BASKETBALL ACADEMY

Basketball Academy Manager
 Basketball Academy Program Manager
 Senior Basketball Academy Coordinator

Troy Pearson
 Steve Brown
 Bre Salley

BOX OFFICE

Director of Ticketing
 Assistant Box Office Manager
 Senior Ticketing Specialist

Eric Caulfield
 Tony Nguyen
 Tyler Swanson

COPORATE PARTNERHIPS

Vice President of Corporate Partnerships
 Director of Partnership Activation
 Partnership Sales Managers
 Partnership Activation Executive

Mike Welch
 Mike Resnick
 Jim Buffo, Max Culleen, Lainie Gentile, David King
 Jennifer Colich, Shivani Desai, Jill Heuer,
 David Manley, Joanna Opitz

GROUP EVENTS

Manager of Group Events
 Basketball Academy Sales Manager
 Group Events Supervisor
 Senior Account Executive, Group Events
 Account Executive, Group Events

Kate Johnson
 Matt Bare
 Jared Hensch
 Alex Gustafson, Emma Hassen, Peter Flowers
 Jennica Astleford, Wil Walters

MEMBERSHIP SALES

Vice President of Ticket Sales & Service
 Director of Membership Sales
 Manager of Inside Sales
 Senior Account Executive, Membership Sales
 Account Executive, Membership Sales

Jake Vernon
 Charlie Romans
 Scott Hebert
 Nate Riley, Matt Schafer
 Blake Friend, Casey Johnson,
 Cameron Klade, Brie Lynch, Michael Misner,
 Ellie Revenaugh, Jory Shragg, Tom Winter

MEMBERSHIP SERVICE

Director of Membership and Premium Services
 Membership Account Manager
 Manager of Premium Services
 Senior Account Executive, Membership Services
 Account Executive, Membership Services

Ashley Heinlein
 Annie Eversman, Chris Palaia
 Conor Noonan
 Jim Heinmiller, Tige Hutcheson
 Grace Burmeister, Dan Chapman,
 Emily Pelant, Marin Powell

Account Executive, Premium Services

Rachel Frank

PREMIUM SEATING

Senior Director of Sales
 Premium Sales Manager

Ryan Davenport
 Mike Fuhrman, Andrew McFerrin



ADMINISTRATION



GLEN TAYLOR
Owner

On March 23, 1995, Glen Taylor closed the deal that made him majority owner of the Minnesota Timberwolves. He added the title of NBA owner to a list that already included international businessman, state senator, entrepreneur, philanthropist and executive of the year. In October 2002, Taylor became the majority owner of the WNBA's Minnesota Lynx after a change in the league's ownership structure. Taylor had served as the operating owner of the Lynx for the previous four seasons of the team's existence, beginning with the 1999 inaugural campaign.

Before he even completed his first full season as Timberwolves owner, Taylor set in motion his plan for making a mark on the Minnesota sports scene. Prior to the completion of the sale of the team from Marv Wolfenson and Harvey Ratner, Taylor installed Rob Moor, Roger Griffith and Chris Wright to run the business functions of the franchise. In 1999, Taylor brought women's professional basketball back to the Twin Cities by operating the Lynx and added the duties of Lynx Chief Operating Officer to Griffith's responsibilities. In the winter of 2008, Taylor shifted the balance of power within the Lynx by naming Griffith the company's Executive Vice President and appointing longtime Timberwolves and Lynx Vice President of New Business Development Conrad Smith as the new Chief Operating Officer of the Lynx. During the 2009 off-season, Taylor appointed longtime successful WNBA assistant coach Cheryl Reeve as the franchise's seventh head coach.

Glen Taylor is chairman of the multinational Taylor Corporation, based in Mankato, MN. He earned a Bachelor of Science degree from Minnesota State University, Mankato. During this period, he worked part time at Carlson Wedding Service, a print shop specializing in formal invitations. After graduation, he continued to work at the company, developing strategies to cut delivery time, improve service and expand offerings. Taylor purchased the company in 1975, assembled a passionate leadership team and dramatically expanded the firm's capabilities, growing it into one of the largest privately held companies in the United States. Today Taylor Corporation, based in North Mankato, includes more than 80 subsidiaries providing business and personal communications products, technologies and marketing services. Other enterprises owned by Glen are in securities, agricultural, and medical fields.

He continued his education at the Harvard Graduate School of Business. In 1997, Mankato State University awarded Taylor their first honorary doctorate. Taylor received the degree of Honorary Doctor of Laws for his distinguished professional career and volunteer service. In October 2001, Taylor was inducted into the Minnesota State University, Mankato Hall of Distinction. Taylor's business savvy has been recognized by Corporate Report magazine, which honored him as its Executive of the Year (1987), and the Sales and Marketing Executives of Minneapolis/St. Paul, who awarded him with their Sales Executive of the Year Award (1999). He was also inducted into the Minnesota Hall of Fame (2002) by Twin Cities Monthly Magazine.

Taylor was elected to the Minnesota Senate in 1980, where he served until 1990. He became assistant Senate minority leader

in 1982. From 1984 to 1986, he served as Senate minority leader. While in the Senate, Taylor was instrumental in providing leadership in the areas of higher education, child care and economic development policies. He has served on the NBA Planning Committee and has been Chairman of the Audit Committee. In October of 2008, Taylor was named chairman of the NBA's Board of Governors.

Through personal involvement, Taylor has remained active in many community, civic and charitable causes. He has also has served on his church's board of deacons and board of trustees and on the Mankato State University Foundation board of directors.

Taylor and his family have provided financial assistance and participated in missions to Africa, Turkey, Egypt and Central America to support the Starkey Hearing Foundation and Common Hope. Nationally, Taylor has provided expert testimony on business and child care issues to the U.S. Senate and House of Representatives and served as a committee chair on the 1991 Commission on Reform and Efficiency (CORE).

Taylor and his wife, Becky, live in Mankato. Their children and grandchildren enjoy attending many of the Timberwolves and Lynx games.

LIMITED PARTNERS

WILLIAM F. BIEBER

Chairman of ATEK Companies, Plymouth, Minnesota. Bieber resides in Eden Prairie, Minnesota.

JOHN BOLLERO

A retired commodity trader. A native of Decatur, Illinois, now resides in Palm Beach, Florida and Lake Geneva, Wisconsin.

RALPH W. BURNET

Chairman of Coldwell Banker Burnet, Edina, Minnesota, and Owner and Chairman of RWB Hospitality LLC. Burnet resides in his hometown of Wayzata, Minnesota.

R. WYNN KEARNEY, JR.

Kearney is a retired orthopedic surgeon who resides in Mankato, Minnesota, his hometown.

JOHN JIANG

Founder and chairman of Shanghai Double-Edged Sports Company in China.

MEYER ORBACH

Chairman and Owner of The Orbach Group and Orbach Affordable Housing Solutions, real estate companies in New York City.

TERI E. POPP

President of Minnesota Military Family Tribute and retired attorney residing in Orono, Minnesota.

WILLIAM J. (BILL) POPP

Owner/President of POPP Communications, Golden Valley, Minnesota. A native of Minneapolis, Popp resides in Orono, Minnesota.

JOYCE SEXTON

President of Sexton Family Foundation. Sexton resides in Las Vegas, Nevada.

WILLIAM SEXTON

Retired President/Owner of Old Northwest Company. Sexton resides in Las Vegas, Nevada.



ADMINISTRATION



ETHAN CASSON
Chief Executive Officer

Ethan Casson is entering his first season as Chief Executive Officer for the Minnesota Timberwolves and Lynx. He most recently served as Chief Operating Officer for the San Francisco 49ers of the National Football League.

As the CEO, Casson oversees the business operations for the Timberwolves and Lynx, working closely with his executive team on setting the organization's strategy and vision. His initial focus will be on the development of personnel, strengthening the fan base, driving key revenue opportunities and expanding the organization's involvement in the community.

Casson has garnered industry wide recognition for his accomplishments, including being named to the Twin Cities Business list of "100 People to Know" in 2016, his first year back with the Timberwolves and Lynx organization. His impact on the 49ers business and success of the Levi's Stadium project also led to Casson being recognized as a member of the Sports Business Journal's "Forty Under 40" class of 2014.

Prior to his current role, Casson spent six seasons with the 49ers, initially in 2010 as the team's Vice President of Corporate Sales. He was promoted to Chief Revenue Officer in 2014 and Chief Operating Officer in 2016. Casson led a team focused on generating corporate revenue associated with the 49ers' new stadium project. He spearheaded the organization's effort in securing a 20-year, \$220 million naming rights partnership with Levi Strauss & Co., one of the largest naming rights deals in NFL history. Under Casson's direction, the first two seasons at Levi's Stadium saw record-breaking revenue growth in several areas of the 49ers business, inclusive of ticket and premium sales and corporate partnerships. In addition, Casson helped procure some of the most prominent events in sports and entertainment, including Super Bowl 50, WrestleMania 31, the NHL Outdoor Stadium Series, Pac-12 Championship Football and various music headliners.

Prior to the 49ers, Casson worked for 11 years with the Timberwolves and Lynx. As Senior Vice President of Corporate Partnerships and Game Presentation, Casson established many long-term partnerships with key Twin Cities brands while working to enhance the overall in-arena fan experience. Before his tenure with the organization, Casson served in sponsorship development at ESPN.

Casson earned a Bachelor of Science in sports management from Colby-Sawyer College in New London, New Hampshire. A standout college basketball player, he was inducted into the New England Basketball Hall of Fame in July 2013 and the Colby-Sawyer College Athletic Hall of Fame in October 2015. Casson served on the board of directors for the Make-A-Wish Foundation Greater Bay Area and was previously a board member for the Make-A-Wish Foundation Minnesota during his first stint with the franchise. Casson and his wife, Lisa, reside in Minneapolis.



CHRIS WRIGHT
President

Chris Wright is entering his 13th season as President for the Minnesota Timberwolves and Lynx and his 26th season with the organization. He previously served as Vice President of Sales and Marketing.

In his current role, Wright is responsible for supporting the business operations of both teams. A constant fixture in the Twin Cities' corporate community, Wright manages several of the organizations' most integrated partnerships including Target (arena naming rights partner) and Mayo Clinic (practice facility naming rights partner). Additionally, he is heavily involved in the arena renovation, a \$130 million project that began in the spring of 2016. In 2014, Wright led the sales efforts and development of Mayo Clinic Square, a state-of-the-art practice and performance facility. He is also assisted the ownership group of the Minnesota United prior to joining the MLS family in 2017. A true believer that a healthy culture is a winning culture, Wright helped author the organization's vision statement: Believe, Inspire, Unite.

Prior to joining the Timberwolves, Wright spent three years working for the state of Minnesota, initially as a consultant working on bids for major national and international events, including the programming of the \$17.4 million National Sports Center in Blaine, Minnesota. Wright also served as general manager for two Major Indoor Soccer League Teams, the Pittsburgh Spirit (1981-86) and the Minnesota Strikers (1986-87).

Wright graduated from Carnegie College of Physical Education in Headingly, Leeds, Yorkshire, England. He is very involved in and consults with many local charities and youth sports programs. He was elected to and serves on the advisory board of the Minnesota State University Sports Management Program. A native of England, Wright currently resides in Eden Prairie, MN, with his wife Walla. Wright also has a daughter Christy, two sons Jeff and Ned, daughters-in-law Amy and Laura and grandson Brennan.



ADMINISTRATION



ROGER GRIFFITH
Executive Vice President & Chief Financial Officer

Roger Griffith joined the Timberwolves in 1994 as Executive Vice President and CFO. In this role, he is responsible for all finance, accounting, risk management, box office and budgeting for the organization.

In 1999, Griffith added the duties of Chief Operating Officer of the WNBA's Minnesota Lynx to his responsibilities, and transitioned to Executive Vice President of the Lynx prior to the 2009 WNBA season. In his role with the Lynx, Griffith has acted as the architect of one of the most talented teams in the league, building a roster with hometown favorite Lindsay Whalen and superstars Maya Moore and Seimone Augustus and Sylvia Fowles. Under Griffith's leadership, the Lynx have posted one of the most impressive six-year stretches in WNBA history, winning three WNBA championships and five Western Conference championships. In 2016, the Lynx registered their fifth 25-win campaign in the last six years and became the first WNBA franchise to win 27+ games in a season three separate times.

Prior to coming to the Timberwolves, Griffith gained a variety of experience in public and private industry. He previously worked for Taymark, a Taylor Corporation company, as division manager of the ad specialty direct mail division. He also worked for Northwest Airlines as the director of internal audit and spent time with a public accounting firm.

A native of Shakopee, Minn., Griffith graduated magna cum laude from Augsburg College in 1984 with a degree in business administration with a concentration in accounting. In 1988, he earned his MBA in general management from the University of Minnesota. Griffith resides in Eagan, Minnesota with his wife, Jean, and daughters, Emma and Abby.



CARLEY KNOX
Vice President of Lynx Business Operations

Carley Knox is entering her eighth season with the Minnesota Lynx and her 13th in the WNBA. In October 2016, Knox was named the Vice President of Lynx Business Operations and is responsible for developing and leading all Lynx strategic business initiatives. She will maintain her role as the primary liaison between the team and WNBA on league-wide business and marketing initiatives. Additionally, Knox oversees the day-to-day business operations, including business development, the Lynx President's Circle, budget management, scheduling, and arena logistics.

Prior to being named VP of Lynx Business Operations, Knox was the Lynx Director of Business Operations and served as the team representative and liaison to the WNBA league office and lead business operations and development. Knox was originally hired by the Minnesota Lynx in January 2010 as the Business Development Manager, where she focused on corporate partnerships and ticket sales.

Knox came to Minnesota after spending five years with the WNBA's Detroit Shock where she was the Director of Sales and Marketing.

Knox attended Ohio University and earned degrees in both sports administration and women's studies. She was also a member of the Ohio University Women's Soccer Team when they won the Mid-American Conference Championship in 1998. She then went on to coach women's soccer at St. Bonaventure University in Olean, New York.

Upon returning to Ohio she took a position with an LPGA tournament, specifically the Jamie Farr Owens Corning Classic, where she worked in operations, marketing, and sales. In the fall of 2002 she took a graduate assistantship at Bowling Green State University, where she obtained her M.A. in Sports Administration and Women's Studies.

In November, 2014 Knox and her wife welcomed their son Oliver into the world. Oliver is a wonderful addition to the family and they currently reside in Minneapolis, MN.



HEAD COACH



CHERYL REEVE
 Head Coach

Cheryl Reeve completed her seventh season as Lynx head coach in 2016, leading the Lynx to a 28-6 record and their sixth consecutive postseason appearance. Since taking over as Lynx head coach, Reeve owns a career 168-70 record, the most coaching wins in franchise history. She was initially named head coach on Dec. 8, 2009, taking over for former head coach Jennifer Gillom. On December 6, 2012, Reeve signed a multi-year contract extension with the club. Prior to the 2016 season, the Lynx signed Reeve to a multi-year contract extension.

Under Reeve's seven-year tutelage, the Lynx have compiled 155 wins since the 2011 season, the most prolific six-year run in WNBA history. Finishing the 2016 season 28-6, Minnesota has registered its fifth 25-win campaign in the last six years, becoming the first WNBA franchise to win 27+ games in a season three separate times (2011 and 2012). Since taking over in 2010, Reeve's .706 winning percentage (168-70) ranks first in league history; she's one of just three coaches to win more than 60% of their games (Van Chancellor, .655; Michael Cooper, .616).

Reeve guided the Lynx to the first championship in franchise history in 2011, being named the WNBA Coach of the Year after leading Minnesota to a league-best 27-7 regular season record. The Lynx made a 14-game improvement from 2010, marking the second-largest single-season win increase in WNBA history. Reeve went on to lead the Lynx to WNBA championships in 2013 and 2015. The WNBA named Reeve Coach of the Year for the 2016 season, marking her second Coach of the Year honor (2011) and the third time a Lynx head coach has been named WNBA Coach of the Year (Suzi McConnell Serio, 2004).

On May 12, 2014, USA Basketball named Reeve as an assistant coach to the 2014 USA Basketball Women's World Championship Team. After assisting head coach Geno Auremma to the gold medal and a 6-0 record at the 2014 FIBA World Championship, USA Basketball announced on February 9, 2014, that Reeve would return as an assistant for the USA National Team through the 2016 Olympic Games. Reeve helped assist the USA Olympic Women's National Team in capturing its sixth-straight Olympic gold medal at the 2016 Olympic Games in Rio de Janeiro.

Additionally, Reeve's coaching résumé includes 29 years as both an assistant and a head coach at the collegiate and WNBA levels. In 2009, Reeve served as an assistant coach with the WNBA's Detroit Shock, and was promoted to the team's general manager position just three games into the season. Hired by three-time WNBA champion head coach Bill Laimbeer, Reeve joined the Shock coaching staff in 2006 and helped the franchise reach the WNBA Finals in each of her first three years, winning WNBA titles in 2006 and 2008. During her four years with Detroit, the team held an 87-49 win/loss record and won at least 18 games each season, including 24 in 2007. Reeve also served as the Shock's director of player personnel in 2008.

Reeve got her start in the WNBA with the Charlotte Sting in 2001 when she joined Anne Donovan's staff as an assistant coach. After posting an 8-24 record in 2000, Charlotte turned things around in Reeve's first year, going 18-14 en route to advancing to the WNBA Finals. Reeve spent the 2002 season again in Charlotte before joining Dan Hughes' coaching staff in Cleveland for the 2003 season. Reeve returned to the Sting in 2004 and 2005 before joining Detroit in 2006. In Reeve's nine years as an assistant, she compiled a .543 winning percentage (163-137 W/L), including seven postseason appearances and advancing to the WNBA Finals four times.



Before joining the WNBA coaching ranks, Reeve spent 12 years coaching collegiately, including a five-year stint as head coach at Indiana State from 1995-2000. Reeve guided the Sycamores to the program's first postseason berth in 20 years following the 1998-99 campaign.

Reeve also spent five years as an assistant coach at George Washington. During that time, the Colonials posted five 20-win seasons, captured three Atlantic 10 Conference Championships and appeared in four NCAA Tournaments. Reeve got her start in coaching at her alma mater, La Salle, as an assistant coach for two seasons.

As a player at La Salle, Reeve led the nationally-ranked Explorers to a 25-5 record in 1987-1988. She was named All-Metro Atlantic Conference and was an All-Big 5 selection as a senior. Reeve holds the school record for most games started (110) and ranks fourth on La Salle's career assist leader board (420).

Reeve excelled athletically and academically at La Salle, graduating with a degree in computer science/management information systems. A Rhodes Scholar nominee, Reeve received both a MAAC Scholar-Athlete Post Graduate Award and a NCAA Post-Graduate Scholarship in 1988. She went on to earn her master's degree in business administration from her alma mater while also serving two years as an assistant coach for the Explorers.

WNBA COACHING CAREER

| Season(s) | Team | Position |
|-----------|-------------------|--|
| 2001-2 | Charlotte Sting | Assistant Coach |
| 2003 | Cleveland Rockers | Assistant Coach |
| 2004-5 | Charlotte Sting | Assistant Coach |
| 2006-7 | Detroit Shock | Assistant Coach |
| 2008 | Detroit Shock | Assistant Coach/Director of Player Personnel |
| 2009 | Detroit Shock | Assistant Coach/General Manager |
| 2010-16 | Minnesota Lynx | Head Coach |



ADMINISTRATION



SHELLEY PATTERSON
Assistant Coach

The 2017 season will be Patterson's seventh year as an Assistant Coach with the Minnesota Lynx.

With the Lynx, Patterson provides support in opponent scout preparation and game planning as well as individual player development.

Prior to coming to the Lynx, Patterson, a 22-year coaching veteran in both the professional and collegiate ranks, spent the previous three years on Brian Agler's staff in Seattle. Prior to that, Patterson spent parts of eight years working in different capacities with five WNBA organizations.

Patterson began her career in Houston where she served as Director of Basketball Operations and won a WNBA Championship with the Comets during the 1999 WNBA season. She then spent four years (2000-2003) working as an assistant coach with the Indiana Fever before joining the coaching staff of the Phoenix Mercury in 2004.

In addition to her work in the WNBA, Patterson served as head coach for the National Women's Basketball League's Chicago Blaze in 2005 and worked as an assistant coach with the Philadelphia Rage of the ABL during the 1998-99 season.

Patterson began her coaching career in 1989 as a recruiting coordinator at Indiana State University and has held positions at Ohio University, the University of Arizona, Wake Forest and Dayton



JAMES WADE
Assistant Coach

The 2017 season will be James Wade's first season with the Minnesota Lynx. Minnesota hired Wade as an Associate Coach prior to the 2017 season.

In his role with the Lynx, Wade assist's the team's scouting efforts, talent evaluation, and player development.

Wade joined the Lynx staff after serving as the assistant coach with the Stars since the 2013 season. In 2012, he joined San Antonio as a basketball coaching intern and went on to be hired as an assistant coach in 2013. During his time with the San Antonio, he coordinated the Stars' defense and was responsible for leading individual player development. He also assisted with team development, video breakdown and game planning.

Wade is a dual citizen of France and the United States and played professionally overseas in the United Kingdom, France, Russia, Spain, the Czech Republic and Belgium from 2001-2013.

During the WNBA offseason, Wade has worked for various teams overseas. In 2013, he served as a scout for UMMC Ekaterinburg, which was crowned the FIBA EuroLeague champions. He also served as an assistant coach for Basket Lattes Montpellier Agglomeration (BLMA) during the 2013-14 offseason. The team won the French Championship that season for the first time in club history. In 2014, he was named the head training coach of the Basket Lattes Montpellier Training Center, which works on the development and training of junior players in the BLMA organization.

A 1998 graduate of Kennesaw State University, Wade played two seasons for the Owls, averaging 9.1 points, 2.9 rebounds, 2.9 assists and 1.2 steals per game through 56 games. Wade also played collegiately at Chattanooga State College (1995-96) where he averaged 18.6 points, 7.5 assists, 5.1 rebounds and 2.9 steals and played his freshman season at Middle Tennessee State University (1994-95).

A native of Memphis, Tenn., Wade is married to former Stars guard and French national team member Edwige Lawson-Wade. They have one son, James "Jet" Wade III.



WALT HOPKINS
Assistant Coach

The 2017 season will be Walt Hopkins' first season as an Assistant Coach with the Minnesota Lynx.

Hopkins has over a decade of experience as a basketball coach at the professional, collegiate, and high school levels. He specializes in: relationship building; providing nuanced individual skill development at every position; improving footwork and shot mechanics; creating and maintaining positive team culture via specific framing and communication strategies; and cultivating positive mindsets in players and coaches.

Additionally, Hopkins worked in the WNBA as the player development coach for the Tulsa Shock (2013), and he also served as an assistant women's basketball coach at Utah Valley University (2013-2014).

Hopkins earned his B.A. in English Writing from Nevada, and he holds master's degrees from both Harvard and UC Berkeley, where his studies focused primarily on applying findings from Social, Developmental, and Educational Psychology to coaching settings. While studying at Berkeley, he also worked as an Academic Coach and Graduate Tutor for Cal athletes.



ADMINISTRATION




CLARE DUWELIUS
Basketball Operations Manager

The 2017 season will be Clare Duwelius' fourth season with the Minnesota Lynx.

As the Basketball Operations Manager, Duwelius is responsible for all the day-to-day tasks of the basketball operations department, including the organizing of the team's travel arrangements, scheduling of team practices at home and on the road, facility setup for the Lynx and visiting teams, as well handling all uniform and equipment related tasks for the members of the Lynx basketball program.

A native of Des Moines, Iowa, Duwelius graduated from Wayne State College where she participated on the women's basketball team and earned her degree in Sports Management. Upon graduating, Duwelius went on to Southwest Minnesota State University and obtained her Master's in Business Administration degree while serving as the Graduate Assistant for the SMSU women's basketball team. During that time, Duwelius assisted in all operations of the program including practice planning, facility preparation, equipment managing, team travel, and video exchange.



ANNIE ISLER
Video Coordinator

Annie Isler is entering her second season with the Minnesota Lynx. This will be Isler's first season in the Video Coordinator role having previously held the Player Development Associate position during the 2016 season.

In her role as Video Coordinator, Isler will assist in scout preparation of opposing teams, provide analytical data on Lynx and opposition play calls. Additionally, she will assist the coaching staff in creating scout game plans for each opponent.

Prior to joining the Lynx, Isler served in various collegiate coaching positions at the Division I and Division III levels. Isler was responsible for recruiting, scout preparation, team travel arrangements, leading team managers and the scout team. She also oversaw video needs, and organizing summer camps. She is a 2009 graduate of Carleton College.



MEDICAL STAFF



SHELDON BURNS
 Vice President of Team Medical Services

Dr. Sheldon Burns returns for his 19th season as the only Medical Director the Minnesota Lynx have ever had, and his ninth as Vice President, Team Medical Services. A physician at Edina Family Physicians, Allina, Burns has been a Board Certified Specialist in Family Practice, Emergency Medicine and Sports Medicine.

His duties with the Lynx include serving as team physician, coordinating medical care and assisting in other club medical matters. Burns also serves as the Vice President of Team Medical Services for the Timberwolves. For his work with numerous NBA teams, Burns was named the National Basketball Trainers Association 2005 NBA Physician of the Year. He has served in various capacities in 7 Olympic Games. He has headed up the medical staff of the United States Team in World University Games and been a Deputy Medical Commissioner in three Olympic Games. He has enjoyed having the special opportunity with USA Basketball to serve as the team physician for many, many WNBA/NBA players/coaches in World/Olympic tournaments. Additionally, he has served as tournament physician for the Minnesota State High School League.

Burns is active in teaching sports medicine at Allina, Institute For Athletic Medicine, Tria, Twin City Orthopedics, and the University of Minnesota. He has lectured in four continents. In 2014 he was recognized as the Minnesota Family Physician of the Year and marked the 100th consecutive year his grandfather, aunt, and he have been family physicians to Minnesotans.

A native of Grand Meadow, Minn., he spent summers in Nisswa, Minn., Burns received his undergraduate degree from Hamline University and earned his medical degree in 1974 from the University of Minnesota Medical School.

Sheldon and Sharon reside in Edina, and together they have four daughters, a son, and seven grandchildren. They enjoy traveling to see their grandchildren and friends around the world.



CHUCK BARTA
 Head Athletic Trainer

Chuck Barta returns for his 11th season as Head Athletic Trainer for the Minnesota Lynx. Barta brings more than two decades of experience as an athletic trainer to the Lynx staff, including 18 seasons with the Minnesota Vikings.

After earning his athletic training degree from the University of Wisconsin-LaCrosse in 1988, Barta joined the Minnesota Vikings as an assistant athletic trainer. Barta had spent the previous four seasons as a student athletic trainer during Vikings training camp. He also worked event coverage for the Institute for Athletic Medicine in Eden Prairie, Minn. He volunteered as the Minnesota Junior Olympics' athletic trainer and was interim athletic trainer for the University of Minnesota football team in the spring of 1989.

In 1996, Barta was honored as the Vikings were named the NFL Athletic Training Staff of the Year. In 2004 Barta was instrumental in developing the Safety Committee for the Vikings and worked to make the organization OSHA compliant. Barta was also a member of the NFL's cardiovascular health subcommittee. In 18 NFL seasons, including seven as the team's Head Athletic Trainer, Barta revolutionized the care and treatment of one of the NFL's most successful franchises.

Barta worked with the Vikings until January 2006 when a coaching change prompted a change in athletic training staffs. Since that time he worked with the USA Gymnastics medical team, as a Clinic Supervisor at the Fairview Sports & Orthopedic clinic in Blaine, Minn and consulted for HQ, Inc., makers of the Cortemp core body temperature monitoring system. In 2014, Barta was honored with the Fred Zamberletti Outstanding Athletic Trainer Award from the National Football Foundation and College Hall of Fame. Barta was a Project Manager at Fairview Health Services until February 2015. Since then he has assumed a new role with Mayo Clinic Sports Medicine Center where he is involved in rehabilitation and return to sport, as well as the Director of Team Health and Performance for Minnesota Lynx.

A native of Columbia Heights, Minn, Barta is a member of the National Athletic Trainers Association and Minnesota Athletic Trainers Association. He was vice president of the MATA from 1990-92 and served on the MATA Golf Tournament committee from 1993-02. He enjoys traveling, boating and fishing with his family as well as attending his children's athletic events. Barta, his wife Chris, son Brandon and daughter Mackenzie reside in Maple Grove, MN.



KATE TABER
 Assistant Athletic Trainer

The 2017 season will be Kate Taber's third year as Assistant Athletic Trainer for the Minnesota Lynx. Taber attended the University of Iowa where she received her Bachelor of Science degree in Athletic Training in May 2008. While at the Iowa she was a part of the Hawkeye Soccer Team. From there, Taber worked for 1 year as a Certified Athletic Trainer at AthletiCo Physical Therapy in Illinois before coming to Minnesota to attend graduate school.

While attending graduate school at the University of Minnesota, Taber worked with the Golden Gopher Baseball team that won the Big Ten Regular Season and Tournament Championship in 2010. Through her time with the Gopher Baseball team, Kate developed an interest in hip FAI treatment and rehabilitation.

Taber earned a Masters of Education in Sports Management in May 2011. After completing her master's degree she began working with the University of Minnesota Women's basketball team where she has been for the past 4 seasons. Taber worked hand in hand with the Strength & Conditioning staff, Sports Psychologists, physicians and other health care providers to create a cohesive sports medicine/performance group that was paramount in maintaining high quality health care for the student-athletes. While at Minnesota, Taber was instrumental in developing and implementing emergency preparedness plans and emergency kits for the Minnesota Athletic Department.

A native of Wheaton, Illinois, Taber is a member of the National Athletic Trainers Association and the Minnesota Athletic Trainers Association. She is currently the secretary of the MATA and has served on the Government Affairs Committee of the MATA since 2013. She enjoys traveling and recreational sports activities with family and friends.

Kate and her husband Brett currently reside in Eagan, MN.



MEDICAL STAFF



NANCY CUMMINGS
Team Doctor

Nancy Cummings is in her 22nd year of practice in orthopedic surgery and was recently recruited from Maine to join the Mayo Clinic Sports Medicine at Mayo Clinic Square. Dr. Cummings' interest in sports medicine began in high school where she was a standout basketball player. She went on to work as a student athletic trainer while also playing basketball at Bates College, and later graduated from Columbia University's College of Physicians and Surgeons where she was the recipient of the prestigious New York Orthopaedic Hospital Award. Dr. Cummings then went on to do an Orthopedic Surgery residency at Harvard University and a Sports Medicine Fellowship at the University of Massachusetts. She has served as the head team physician for the University of Maine Farmington, Carrabassett Valley Academy and the Lowell Spinners, a minor-league affiliate of the Boston Red Sox. She has also served as Director of the Carrabassett Medical Clinic at Sugarloaf USA, the largest ski area in New England. Additionally, she is an examiner for the American Board of Orthopaedic Surgery.

Dr. Cummings was raised in Wethersfield, Connecticut and re-located to Minneapolis prior to the 2015 season. Dr. Cummings and her husband, Michael, have two children, Zachary and Sarah. She enjoys fly fishing and continues to play basketball.



EMILY BEYER
Physical Therapist

Emily Beyer is in her sixth season as a Physical Therapist for the WNBA's Minnesota Lynx. Beyer graduated with a Bachelor of Arts degree in Biology from the College of St. Benedict in 2005, where she played basketball as well as track and field. She obtained her Doctorate in Physical Therapy from the College of St. Catherine in 2009. In July 2010, she completed the Minnesota Sports Medicine Residency program where she was able to work with many of the local high school, college and professional teams in the Twin Cities. She became a Board Certified Clinical Specialist in Sports Physical Therapy in 2011. Emily worked as a sports physical therapist at the Institute for Athletic Medicine, Fairview at West Health and the University of Minnesota campuses until October 2014, when she joined Mayo Clinic Sports Medicine at Mayo Clinic Square in Minneapolis.

Beyer works closely with a number of the most respected team orthopedic surgeons, sports medicine physicians, sports physical therapists, and athletic trainers in the area to provide care to local high school, college and professional athletes. She works as the lead for the running performance program and is a specialist in the anterior cruciate ligament, throwing and return to sport programs at Mayo Clinic Square Sports Medicine Center in Minneapolis. She is collaborating locally and nationally on research regarding hip femoroacetabular impingement, hamstring, and anterior cruciate ligament injuries and has published on patellofemoral pain syndrome. She is an expert in athletes with hip, knee and shoulder injuries sustained in basketball, football soccer, track, volleyball, hockey, and dance. Beyer is a frequent presenter at sports medicine conferences both locally, regionally, and nationally and continues to serve as a faculty member for the Fairview Sports Medicine Residency.

Raised on a farm in Utica, Minnesota, Emily has been a member of the American Physical Therapy Association as well as a Sports Section Member since 2006. She currently lives in Plymouth and enjoys traveling, cabin weekends, spending time with her family and friends, playing sand volleyball, basketball, and running.



LYNX FRONT OFFICE STAFF



CARLEY KNOX
 Vice President of
 Business Operations



ERIN HENNING
 Manager of Ticket
 Sales & Service



ASHLEY CARLSON
 Public Relations Manager



TORI STEIN
 Marketing Manager




KRISTIN EDMUNDSON
 Senior Community
 Relations Coordinator




EMMA SANDSTROM
 Sr. Account Executive



KYLE BURNS
 Sr. Account Executive



MATT CORNERS
 Sr. Account Executive



MICAELA ERICKSON
 Account Executive



WHITNEY FISHER
 Account Executive



JACOB KOCH
 Account Executive



SAM WOLFSON
 Account Executive



AMANDA ZANGHI
 Member Programming
 Specialist



PROWL

Prowl is a fun-loving character that entertains and energizes the crowd during Lynx games at Target Center. With zany antics and high-flying dunks, Prowl whips Lynx fans into a frenzy.

Prowl makes countless appearances throughout the year in all corners of Minnesota. Be it a birthday party, a classroom, retail promotions, school fundraiser, corporate events, parades, and even wedding receptions, Prowl is the perfect way to bring life to any event.

If you would like to schedule Prowl, please call the Prowl coordinator at 612.673.8370, or e-mail your questions to prowl@lynxbasketball.com.




















HEIGHT..... 5' 12"
 WEIGHT..... 75 LBS
 VERTICAL LEAP..... 12' (with trampoline)
 FAVORITE MOVIE..... The Lynx Movie
 FAVORITE BOOK..... Forest Cats of North America
 FAVORITE DUNK..... Two-handed Windmill



MAP & MEMBERSHIP PRICING



| CHAMPION CLUB | | ALL-STAR | | MVP | | VIP | |
|---|-------------------|--|-------------------|---|-------------------|--|-------------------|
| MONTHLY PAYMENT | ANNUAL MEMBERSHIP | MONTHLY PAYMENT | ANNUAL MEMBERSHIP | MONTHLY PAYMENT | ANNUAL MEMBERSHIP | MONTHLY PAYMENT | ANNUAL MEMBERSHIP |
|  \$309 | \$3,706 |  \$94 | \$1,122 |  \$67 | \$799 |  \$28 | \$340 |
|  \$255 | \$3,060 |  \$89 | \$1,071 |  \$64 | \$765 |  \$27 | \$323 |
|  \$188 | \$2,261 |  \$67 | \$799* |  \$51 | \$612 |  \$21 | \$255 |
|  \$183 | \$2,193 |  \$64 | \$765* |  \$48 | \$578 |  \$20 | \$238 |
|  \$129 | \$1,547 | | | | | | |

Monthly payment is rounded to the nearest dollar. *3 or more Gray Price Level seats are required for All-Star Membership Access.

For more information regarding membership or group tickets call **612.673.8400**

For individual game tickets visit **LYNXBASKETBALL.COM/TICKETS**



ROAR

MEDIA



MEDIA INFORMATION

CREDENTIALS

Press seating at Lynx home games at Xcel Energy Center is available to accredited media at tables located in the court-level auxiliary media section. Single-game credentials must be requested no later than noon the day before the game (Friday at 5:00 p.m. for Sunday and Monday games). Requests should be made via e-mail (ashley.carlson@lynxbasketball.com) or phone (612-673-1208) to Lynx Public Relations Manager Ashley Carlson. Fax requests will also be accepted at (612) 673-8407. Credentials are good for admittance to Xcel Energy Center, the arena floor, the locker rooms, the media work room and the media dining room. Those requesting single-game credentials will be seated on a first-come, first-served basis. Those holding Lynx or WNBA season credentials may enter the building through Gate 1, located on the southeast entrance of the arena on Kellogg Boulevard, and access the arena through the gate marked Media Entrance. Single-game credentials may also be picked up at the Media Entrance inside Gate 1.

ALL MEDIA WILL BE REQUIRED TO PRESENT A PHOTO IDENTIFICATION PRIOR TO RECEIVING THEIR CREDENTIALS. ALL BAGS ARE SUBJECT TO INSPECTION PRIOR TO RECEIVING A CREDENTIAL.

Media members holding season passes should notify the public relations department if planning to cover a game in order to reserve seating. A media credential cannot be used to sit in spectator seating areas.

DINING ROOM

Accredited media is offered a \$12 concession stand voucher, redeemable at any of Xcel Energy Center concession stands. Dining room usage will be limited to members of the media with valid Lynx or WNBA media passes. It is impossible to accommodate family members, friends, guests or others. **ANY ABUSE OF DINING ROOM PRIVILEGES WILL CAUSE FORFEITURE OF YOUR MEDIA PASS.**

SERVICES

Complete statistics, along with pregame media notes, lineup information regarding injuries and other pertinent facts, will be furnished by the Lynx public relations department. Play-by-play sheets, halftime and final box scores and postgame coach/player quotes will be delivered to working media areas. There are sufficient electrical outlets available, and telephones are located at various points along press row and in the media work room. Preference for telephone use will be given to writers and broadcasters filing stories on deadline. The Lynx also provide one fax machine, which is available for complimentary use by working media.

PHOTOGRAPHERS

Only those photographers on assignment will be allowed space on the floor, and their media credentials must be worn prominently at all times. Credentials are good for admittance to Xcel Energy Center, the arena floor, media work room and media dining room. Photographers are only allowed within the designated photographers area at each end of the court, unless permission is granted through the Lynx public relations department to shoot in other areas of the arena. Spaces will be reserved for local dailies and wire service photographers. Other spaces are available on a first-come, first-served basis. Positions may be switched or rotated upon agreement of all parties involved.

Professional courtesy should apply in all cases. **ALL BAGS ARE SUBJECT TO INSPECTION PRIOR TO RECEIVING A CREDENTIAL.**

LOCKER ROOM

Both the Lynx and visitors locker rooms will be opened 90 minutes before game time and will remain open until 60 minutes before the contest begins. For example, locker rooms will be open from 5:30 p.m. - 6:00 p.m. for a 7:00 p.m. game.

Both locker rooms will re-open 10 minutes after the game. Cell phone use inside WNBA locker rooms is prohibited.

COURTESY

Your cooperation is requested in maintaining a working atmosphere in the media room, at courtside and in the locker room areas.

During postgame interviews, preference for obtaining players and coaches will be given to game broadcast crews conducting live postgame shows, newspapers writing on deadline and television stations conducting live reports.

2017 WNBA KEY DATES

| | |
|--------------------|--|
| April 23 | Training Camp Begins |
| April 28 | Preseason Games Begin |
| May 12 | Final Roster Cut-Down Date (4:00 p.m. CDT) |
| May 13 | Regular Season Begins |
| July 6 | Mid-Season Cut Down Date |
| July 22 | 2017 WNBA All-Star Game |
| August 26 | Second Half Schedule Begins |
| July 31 | Trade Deadline, 7:00 p.m. CDT |
| September 3 | Regular Season Ends |
| September 6 | WNBA Playoffs Begin |
| October 4 | Last Possible WNBA Finals Date |



PUBLIC RELATIONS STAFF



BRAD RUTER
 Vice President of Communications

Brad Ruter is entering his fourth season as the team's Vice President of Communications. In this position, he is responsible for providing leadership and strategic direction to the public relations, broadcast and community relations departments.

Ruter has more than 20 years of experience in the public relations and sports industries. He began his career as an intern and ultimately the Associate Director of Media Relations for the University of Minnesota Athletics Department, a position he held for nearly eight years. Ruter then served five years as Director of Communications for the Minnesota Twins where he led the team's media relations efforts and communications strategies.

Ruter has gained valuable non-sports leadership experience in tenures as Director of Communications and Marketing for the Minnesota Bankers Association and Group Manager for the public relations firm Weber Shandwick. In addition, Ruter has worked as an independent media consultant, implementing public relations, communications, and media training programs for a variety of local and regional organizations. He has also done work for the Minnesota State High School League (MSHSL) at Prep Bowl and state basketball, hockey, and baseball tournaments.

A native of Clara City, Minn., Ruter graduated from the University of Northwestern, St. Paul with a degree in sports management. Ruter volunteers his time serving on the Board of Directors of the Eagan Athletic Association, where he also coaches youth travel baseball and basketball. Ruter represents the Timberwolves and Lynx organizations on the Board of Directors for ACES (Athletes Committed to Educating Students), an organization which works to help students in Minneapolis and St. Paul Public Schools overcome academic achievement and opportunity gaps.

Ruter and his wife Sara, son Griffin (14), and daughter Meredith (12), reside in Eagan, Minnesota.




AARON SEEHUSEN
 Sr. Public Relations Manager

Aaron Seehusen finished his sixth season with the Timberwolves (tenth overall with the Timberwolves and Lynx organization), and second as Public Relations Senior Manager following the 2016-17 NBA season. Seehusen manages the organization's day-to-day PR efforts and serves as the main contact for local and national media with regard to interview requests for players and front office personnel.

Prior to joining the Wolves, Seehusen worked for the WNBA's Minnesota Lynx for four seasons, serving as Public Relations Manager for the final two seasons. With the Lynx, he managed all of the team's publicity efforts, including all local and national media requests for players, coaches and front office personnel. Seehusen, a native of Plymouth, Minn., joined the Timberwolves and Lynx organization as an intern in the summer of 2007. He also has worked for the Dubuque Thunderbirds of the Central States Hockey League.

Seehusen graduated from Loras College in Dubuque, Iowa, with bachelor's degrees in sports management and business. Seehusen resides in Chaska with his wife, Anne, and their dogs, Brando and Brinlee.



KIRSTEN WENKER
 Sr. Public Corporate Communications Manager

Kirsten Wenker enters her second season as Senior Corporate Communications Manager with the Timberwolves and Lynx organization. In her role, Wenker manages all corporate communications for both teams, sharing business news, community relations initiatives and corporate activations with local and national media. She is the point of contact for anything happening off-court with both teams.

Prior to joining the Timberwolves and Lynx, Kirsten spent almost five years working for various public relations agencies in the Twin Cities, working with sports, CPG and travel clients. Previous roles included Senior Account Executive with Fleishman Hillard, Account Executive with Olson Engage and Public Relations Strategist with Haberman. Before her career in PR, Kirsten worked in production for Fox Sports North, KABC-TV, NFL Network and KSTP-TV.

Originally from St. Paul, MN, Kirsten graduated from Chapman University in Orange, CA with a bachelor's degree in television production and broadcast journalism with minors in communication studies and French.



ASHLEY CARLSON
 Lynx Public Relations Manager

Ashley Carlson is entering her fourth season as the Public Relations Manager of the Minnesota Lynx. She joined the Timberwolves and Lynx organization prior to the 2012-13 NBA season, spending a season with the Timberwolves as a PR Associate before becoming the Lynx PR Associate during the 2013 championship run. As Public Relations Manager, Carlson manages the Lynx day-to-day PR efforts and serves as the main contact for local and national media with regard to interview requests for players and front office personnel.

Prior to joining the Timberwolves and Lynx Organization, Carlson previously worked with the University of Iowa Athletic Communications Department as an undergraduate assistant for three years. During her time with the Hawkeyes she served as the primary media contact for the men's and women's swimming and diving team and the women's rowing team, including planning and coordinating all media duties for the 2012 Men's and Women's Swimming and Diving Big Ten Championships.

Carlson graduated from the University of Iowa with a bachelor's degree in Journalism and Mass Communications and Sports Studies. She currently resides in Burnsville, Minnesota.



AARON FREEMAN
 Public Relations Associate

Aaron Freeman is entering his first season as the Lynx Public Relations Associate. He joined the Timberwolves and Lynx organization in 2016, serving as a Public Relations Assistant for the Lynx for the 2016 season and the Timberwolves as the Public Relations Associate for the 2016-17 season. In his current position, he is responsible for assisting in day-to-day efforts of the public relations department, including facilitating interviews at practices, composing community and marketing press releases and handling additional PR duties.

Prior to joining the Timberwolves and Lynx, he served as a Sports Information Intern at Bradley University in Peoria, Ill., where he assisted in compiling statistics and information for the 13 various athletic programs and for the department's website, compiling statistics and information into various sports' game notes document and writing feature stories online. His past WNBA experience includes serving as a Media and Communication Intern with the Chicago Sky for the 2015 season, focused primarily on maintaining the team's game notes document and assisting the day-to-day efforts of the media relations department.

Freeman graduated from Bradley University in 2016 with a bachelor's degree in Sports Communication and a minor in marketing. He currently resides in Minneapolis, Minnesota.



RADIO BROADCAST TEAM



JOHN FOCKE


Lynx Radio Play-By-Play Announcer & Executive Producer

John Focke is entering his third season as the play-by-play announcer for all Minnesota Lynx games. Focke joined the Minnesota Lynx Radio Network as producer and studio host before the start of the 2008 season. Beginning in 2012, Focke also acted as play-by-play announcer for Minnesota Lynx road games. He is also the producer and studio host for all Timberwolves games.

Prior to joining the Lynx, Focke was the voice of Northern Michigan University Hockey as well as the host of the University's football and basketball pregame, half-time and post-game shows, in addition to providing color commentary for the games.

A native of St. Paul, Focke graduated from Ohio University in 2002 before starting his career as a sports director at KATE Radio in Albert Lea, MN where he called play by play for the local high school and covered the Wolves, Twins, Vikings, Wild and Gophers. He also spent a year with the Minnesota Wild as a part time producer with their Radio Network.

Focke currently lives with his wife, Ali, in Minneapolis.



CAL SODERQUIST

Lynx Studio Host and Producer

Cal is entering his seventh season with the Minnesota Lynx Radio Network.


Soderquist joined the Timberwolves & Lynx Radio Network before the 2010-2011 season, and currently serves as a studio host for all halftime and postgame coverage. He also serves as the host of the weekly Lynx Unleashed Podcast and a producer for the Lynx Radio Network.

Before joining the Wolves & Lynx, Soderquist served as the broadcast play-by-play voice for the University of St. Thomas in St. Paul, calling men's & women's basketball, as well as football & volleyball.

A native of Minnesota, Soderquist's play-by-play experience includes other collegiate sports, as well as various high school tournaments. He graduated from the University of St. Thomas in 2012.



TV BROADCAST TEAM



MARNEY GELLNER
Television Play-By-Play Announcer

For the eighth consecutive season, Marney Gellner will serve as the television play-by-play announcer during Fox Sports North's 11 telecasts in 2017.

Gellner joined FOX Sports North in October 2002 as the pregame show host and courtside reporter for the network's Minnesota Timberwolves telecasts. Gellner is also a sideline reporter and pregame/postgame host for an assortment of different Minnesota teams.

Gellner started her career as a weekend sports anchor/sports reporter for KXMBTV in Bismarck, ND in 1996. She held the same position at WDAZ-TV in Grand Forks, ND from 1997-99, and at WISC-TV in Madison, WI from 1999-2002.

Gellner is a North Dakota native who graduated from Bishop Ryan High School in 1992, and the University of Mary in 1996, as well as earning a Master's Degree in Communications from North Dakota State in 2012. Gellner currently lives with her husband, Matt, and their two children in Carver, MN.



LEA B. OLSEN
Television Color Analyst

Olsen begins her ninth year as the Lynx television color analyst for Fox Sports North. Olsen previously served as the Wolves sideline reporter on KSTC broadcasts. Olsen also spent seasons working on ESPN's WNBA broadcasts. In addition, Olsen is the television analyst for the Minnesota State Girls High School Basketball Tournament and the host for the Minnesota Boys High School Basketball Tournament.

A former basketball player and tri-captain for the Golden Gophers, Olsen received the Patty Berg Award for Academics as well as the FastBreak Award and Coaches Award for her effort both on and off the court. She graduated with a B.A. in journalism and mass communications from the University of Minnesota in 1990.

A native Minnesotan, Olsen attended Minneapolis South High School and played one year of basketball earning all-city and all-conference honors while leading the team in rebounding. Olsen currently resides in southwest Minneapolis with her husband Elliot and their children, Jada and Will.



WNBA TEAM PUBLIC RELATIONS CONTACTS

ATLANTA DREAM

PR Contact: Dan Goldberger
Email: Dan.Goldberger@atlantadream.net
Office: 404-920-2544
Cell: 646-872-7568

Additional PR Contact: Evan Atkinson
Email: evan.atkinson@atlantadream.net
Office: 687-510-7470
Cell: 862-579-7039

CHICAGO SKY

PR Contact: Diana Sweis
Email: dsweis@chicagosky.net
Office: 312-994-5984
Cell: 708-945-8324

Additional PR Contact: Michelle Henstock
Email: mhenstock@chicagosky.net
Office: 312-994-5981
Cell: 606-776-1122

CONNECTICUT SUN

PR Contact: Bill Tavares
Email: btavares@connecticutsun.com
Office: 860-862-4073
Cell: 860-961-0240

Additional PR Contact: Jen Hildebrand
Email: jhildebrand@connecticutsun.com
Office: 860-862-4087
Cell: 860-961-2245

DALLAS WINGS

PR Contact: Bianca Gamez
Email: bgamez@dallaswingsbasketball.com
Office: 817-900-3440
Cell: 817-437-2929

INDIANA FEVER

PR Contact: Kevin Messenger
Email: kmessenger@pacers.com
Office: 317-917-2844
Cell: 317-370-3437

LOS ANGELES SPARKS

PR Contact: Christy Calvin
Email: CCalvin@la-sparks.com
Office: (323) 431-3108
Cell: (310) 488-7833

MINNESOTA LYNX

PR Contact: Ashley Carlson
Email: ashley.carlson@lynxbasketball.com
Office: 612-673-1208
Cell: 651-587-1647

Additional PR Contact: Aaron Freeman
Email: aaron.freeman@lynxbasketball.com
Office: 612-673-8413
Cell: 847-345-7388

NEW YORK LIBERTY

PR Contact: Vincent Novicki
Email: vincent.novicki@msg.com
Office: 212-465-5962
Cell: 908-902-1621

PHOENIX MERCURY

PR Contact: Bryce Marsee
Email: bmarsee@suns.com
Office: 602.379.7930
Cell: 765-618-0897

Additional PR Contact: Rebecca Clark
Email: rclark@phoenixmercury.com
Office: 602-379-7560
Cell: 602-503-2851

SAN ANTONIO STARS

PR Contact: Rebecca Sweat
Email: rsweat@attcenter.com
Office: 210-244-5738
Cell: 910-237-5817

SEATTLE STORM

PR Contact: Kimberly Veale
Email: kveale@stormbasketball.com
Office: 206-272-2706
Cell: 510-599-9674

WASHINGTON MYSTICS

PR Contact: Ketsia Colimon
Email: Kcolimon@monumentalsports.com
Office: 202-292-1936
Cell: 202-369-7620



2017 TRAVEL PARTY

CHERYL
REEVE



HEAD COACH

JAMES
WADE



ASSISTANT COACH

WALT
HOPKINS



ASSISTANT COACH

SHELLEY
PATTERSON



ASSISTANT COACH

CHUCK
BARTA



HEAD ATHLETIC
TRAINER

JOHN
FOCKE



RADIO PLAY-BY-
PLAY & EXECUTIVE
PRODUCER

ASHLEY
CARLSON



LYNX PR
MANAGER

CLARE
DUWELIUS



BASKETBALL
OPERATIONS
MANAGER

SEIMONE
AUGUSTUS



GUARD

REBEKKAH
BRUNSON




FORWARD

TEMI
FAGBENLE



FORWARD

SYLVIA
FOWLES



CENTER

NATASHA
HOWARD



FORWARD

ALEXIS
JONES



GUARD

RENEE
MONTGOMERY



GUARD

MAYA
MOORE



FORWARD

JIA
PERKINS



GUARD

PLENETTE
PIERSON



FORWARD

LINDSAY
WHALEN



GUARD



ROAR

2016 SEASON



2016 TEAM ROSTER



| No. | Player | Pos | Ht | Wt | Birthdate | College | Years |
|-----|------------------|-----|-----|-----|-------------------|---------------------|-------|
| 33 | Seimone Augustus | G | 6-0 | 166 | April 30, 1984 | Louisiana State '06 | 11 |
| 32 | Rebekkah Brunson | F | 6-2 | 185 | December 11, 1981 | Georgetown '04 | 13 |
| 51 | Anna Cruz | G | 5-9 | 136 | October 27, 1986 | Spain | 3 |
| 34 | Sylvia Fowles | C | 6-6 | 212 | October 6, 1985 | Louisiana State '08 | 9 |
| 24 | Keisha Hampton | F | 6-1 | 171 | February 22, 1990 | DePaul '12 | 1 |
| 3 | Natasha Howard | F | 6-2 | 171 | September 2, 1991 | Florida State '14 | 3 |
| 4 | Janel McCarville | C | 6-2 | 225 | November 3, 1982 | Minnesota '05 | 9 |
| 21 | Renee Montgomery | G | 5-7 | 143 | December 2, 1986 | Connecticut '09 | 8 |
| 23 | Maya Moore | F | 6-0 | 178 | June 11, 1989 | Connecticut '11 | 6 |
| 7 | Jia Perkins | G | 5-8 | 168 | February 23, 1982 | Texas Tech '04 | 13 |
| 13 | Lindsay Whalen | G | 5-9 | 168 | May 9, 1982 | Minnesota '04 | 13 |

Head Coach: Cheryl Reeve (LaSalle)

Associate Head Coach: Jim Petersen (Minnesota)

Assistant Coaches: Shelley Patterson (Washington State)

Trainers: Chuck Barta (Wisconsin-La Crosse), Kate Taber (University of Iowa)

2016 STARTING LINEUPS

| Game Numbers | Forward | Forward | Center | Guard | Guard | Record |
|-----------------|---------|---------|--------|------------|----------|--------|
| 1-8,11-18,22-31 | Moore | Brunson | Fowles | Whalen | Augustus | 2-4 |
| 9,19-21,33 | Moore | Brunson | Fowles | Whalen | Perkins | 4-1 |
| 10,32 | Moore | Brunson | Fowles | Montgomery | Augustus | 1-1 |
| 34 | Moore | Howard | Fowles | Whalen | Augustus | 1-0 |



2016 FINAL STATISTICS

| PLAYER | G | GS | MIN | Field Goals | | | 3-Point FG | | | Free Throws | | | Rebounds | | | | PF | DQ | STL | TO | BLK | PTS | AVG |
|------------------|-----------|----------|-------------|-------------|-------------|-------------|------------|------------|-------------|-------------|------------|-------------|------------|------------|-------------|------------|------------|----------|------------|------------|------------|-------------|-------------|
| | | | | FG | FGA | PCT | FG | FGA | PCT | FT | FTA | PCT | OFF | DEF | TOT | AST | | | | | | | |
| Moore | 34 | 34 | 1009 | 223 | 498 | .448 | 65 | 161 | .404 | 145 | 167 | .868 | 43 | 132 | 175 | 142 | 88 | 0 | 53 | 79 | 25 | 656 | 19.3 |
| Fowles | 34 | 34 | 969 | 182 | 306 | .595 | 0 | 0 | --- | 109 | 152 | .717 | 84 | 206 | 290 | 42 | 101 | 1 | 45 | 63 | 61 | 473 | 13.9 |
| Augustus | 29 | 29 | 765 | 138 | 300 | .460 | 13 | 39 | .333 | 37 | 46 | .804 | 14 | 70 | 84 | 71 | 43 | 0 | 15 | 55 | 11 | 326 | 11.2 |
| Whalen | 32 | 32 | 786 | 123 | 240 | .513 | 3 | 11 | .273 | 66 | 74 | .892 | 15 | 68 | 83 | 123 | 50 | 0 | 19 | 47 | 0 | 315 | 9.8 |
| Montgomery | 34 | 2 | 656 | 87 | 219 | .397 | 27 | 84 | .321 | 53 | 64 | .828 | 6 | 25 | 31 | 94 | 47 | 1 | 33 | 59 | 2 | 254 | 7.5 |
| Brunson | 33 | 33 | 812 | 92 | 193 | .477 | 0 | 1 | .000 | 60 | 70 | .857 | 73 | 167 | 240 | 58 | 84 | 0 | 30 | 28 | 9 | 244 | 7.4 |
| Howard | 34 | 1 | 495 | 93 | 162 | .574 | 1 | 5 | .200 | 42 | 62 | .677 | 41 | 80 | 121 | 28 | 99 | 2 | 23 | 37 | 27 | 229 | 6.7 |
| Perkins | 34 | 5 | 705 | 83 | 227 | .366 | 13 | 57 | .228 | 40 | 48 | .833 | 21 | 69 | 90 | 45 | 47 | 0 | 31 | 23 | 7 | 219 | 6.4 |
| McCarville | 33 | 0 | 417 | 48 | 105 | .457 | 2 | 11 | .182 | 12 | 20 | .600 | 22 | 62 | 84 | 54 | 52 | 0 | 20 | 23 | 11 | 110 | 3.3 |
| Cruz | 6 | 0 | 60 | 5 | 11 | .455 | 1 | 1 | 1.000 | 6 | 6 | 1.000 | 1 | 5 | 6 | 12 | 8 | 0 | 2 | 2 | 0 | 17 | 2.8 |
| Hampton | 27 | 0 | 183 | 19 | 57 | .333 | 12 | 36 | .333 | 20 | 23 | .870 | 5 | 5 | 10 | 10 | 24 | 0 | 8 | 10 | 3 | 70 | 2.6 |
| Graves | 12 | 0 | 41 | 2 | 7 | .286 | 0 | 0 | --- | 0 | 0 | --- | 3 | 1 | 4 | 2 | 4 | 0 | 0 | 3 | 0 | 4 | 0.3 |
| LYNX | 34 | - | 6900 | 1095 | 2325 | .471 | 137 | 406 | .337 | 590 | 732 | .806 | 328 | 890 | 1218 | 681 | 647 | 4 | 279 | 460 | 156 | 2917 | 85.8 |
| OPPONENTS | 34 | - | 6900 | 949 | 2278 | .417 | 188 | 585 | .321 | 531 | 668 | .795 | 287 | 758 | 1045 | 521 | 702 | 3 | 239 | 514 | 115 | 2617 | 77.0 |

| PLAYER | Single-Game Highs | | | | | | | | Average Per Game | | | | | | | | Career Highs (C=Set, T=Tied This Season) | | | | | | | |
|------------------|-------------------|-----------|-----------|-----------|-----------|-----------|------------|----------|------------------|-------------|-------------|-------------|-------------|-------------|-------------|-----------|--|-----------|-----------|-----------|------------|------------|--|--|
| | MIN | REB | AST | ST | TO | BL | PTS | | MIN | REB | AST | STL | TO | BLK | PTS | FG | FGA | FT | FTA | REB | AST | PTS | | |
| Moore | 41 | 10 | 10 | 4 | 7 | 3 | 40 | | 29.7 | 5.1 | 4.2 | 1.56 | 2.3 | 0.74 | 19.3 | 16 | 32 | 12C | 16C | 16 | 10C | 48 | | |
| Fowles | 38 | 19 | 3 | 5 | 4 | 5 | 30 | | 28.5 | 8.5 | 1.2 | 1.32 | 1.9 | 1.79 | 13.9 | 14 | 23 | 14 | 18C | 22 | 5 | 35 | | |
| Augustus | 34 | 7 | 6 | 3 | 5 | 2 | 21 | | 26.4 | 2.9 | 2.4 | 0.52 | 1.9 | 0.38 | 11.2 | 16 | 28 | 14 | 15 | 9 | 10 | 39 | | |
| Whalen | 33 | 7 | 8 | 2 | 6 | 0 | 24 | | 24.6 | 2.6 | 3.8 | 0.59 | 1.5 | 0.00 | 9.8 | 13 | 23 | 13 | 16 | 12 | 14 | 33 | | |
| Montgomery | 33 | 3 | 10 | 5 | 5 | 1 | 18 | | 19.3 | 0.9 | 2.8 | 0.97 | 1.7 | 0.06 | 7.5 | 13 | 29 | 11 | 12 | 7 | 10T | 33 | | |
| Brunson | 36 | 12 | 5 | 3 | 4 | 2 | 16 | | 24.6 | 7.3 | 1.8 | 0.91 | 0.8 | 0.27 | 7.4 | 13 | 18 | 10 | 13 | 20 | 5T | 32 | | |
| Howard | 26 | 9 | 4 | 3 | 5 | 5 | 21 | | 14.6 | 3.6 | 0.8 | 0.68 | 1.1 | 0.79 | 6.7 | 10 | 16 | 7 | 8 | 11 | 4C | 21T | | |
| Perkins | 36 | 9 | 6 | 4 | 2 | 2 | 18 | | 20.7 | 2.6 | 1.3 | 0.91 | 0.7 | 0.21 | 6.4 | 17 | 24 | 9 | 10 | 10 | 10 | 39 | | |
| McCarville | 24 | 9 | 6 | 2 | 2 | 4 | 10 | | 12.6 | 2.5 | 1.6 | 0.61 | 0.7 | 0.33 | 3.3 | 14 | 22 | 9 | 12 | 13 | 8 | 33 | | |
| Cruz | 20 | 2 | 4 | 2 | 1 | 0 | 8 | | 10.0 | 1.0 | 2.0 | 0.33 | 0.3 | 0.00 | 2.8 | 8 | 14 | 4T | 6 | 9 | 8 | 18 | | |
| Hampton | 21 | 2 | 2 | 1 | 3 | 1 | 13 | | 6.8 | 0.4 | 0.4 | 0.30 | 0.4 | 0.11 | 2.6 | 4C | 7C | 2C | 3C | 2C | 2C | 13C | | |
| Graves | 11 | 1 | 1 | 0 | 2 | 0 | 2 | | 3.4 | 0.3 | 0.2 | 0.00 | 0.3 | 0.00 | 0.3 | 1C | 2C | 0C | 0C | 1C | 1C | 2C | | |
| LYNX | 225 | 51 | 30 | 15 | 21 | 11 | 110 | | 202.9 | 35.8 | 20.0 | 8.21 | 13.5 | 4.59 | 85.8 | 44 | 95 | 37 | 45 | 53 | 30T | 124 | | |
| OPPONENTS | 225 | 39 | 25 | 13 | 21 | 8 | 98 | 2 | 02.9 | 30.7 | 15.3 | 7.03 | 15.1 | 3.38 | 77.0 | 47 | 96 | 42 | 55 | 56 | 30 | 127 | | |



2016 OFFENSIVE GAME-BY-GAME STATISTICS

| Date | Opponent | W/L | G | MIN | Field Goals | | | 3-Point FG | | | Free Throws | | | Rebounds | | | | PF | STL | TO | BLK | PTS |
|------------------------|---------------|-----|-----------|--------------|-------------|-------------|-------------|------------|-------------|-------------|-------------|-------------|-------------|------------|-------------|-------------|-------------|-------------|------------|-------------|------------|-------------|
| | | | | | FG | FGA | PCT | FG | FGA | PCT | FT | FTA | PCT | OFF | DEF | TOT | AST | | | | | |
| May 4 | PHOENIX | W | 1 | 200 | 40 | 74 | .541 | 3 | 9 | .333 | 12 | 14 | .857 | 11 | 29 | 40 | 24 | 21 | 15 | 18 | 2 | 95 |
| May 18 | @ Chicago | W | 1 | 200 | 36 | 70 | .514 | 5 | 15 | .333 | 20 | 23 | .870 | 5 | 24 | 29 | 27 | 16 | 10 | 9 | 3 | 97 |
| May 22 | @ Seattle | W | 1 | 200 | 30 | 74 | .405 | 3 | 8 | .375 | 15 | 16 | .938 | 11 | 27 | 38 | 13 | 16 | 8 | 11 | 3 | 78 |
| May 25 | @ Phoenix | W | 1 | 200 | 29 | 62 | .468 | 5 | 13 | .385 | 22 | 24 | .917 | 10 | 24 | 34 | 16 | 23 | 8 | 21 | 2 | 85 |
| May 27 | INDIANA | W | 1 | 200 | 30 | 64 | .469 | 3 | 20 | .150 | 11 | 16 | .688 | 6 | 24 | 30 | 22 | 18 | 9 | 17 | 11 | 74 |
| May 31 | @ New York | W | 1 | 200 | 32 | 65 | .492 | 1 | 7 | .143 | 14 | 21 | .667 | 3 | 27 | 30 | 15 | 22 | 15 | 13 | 3 | 79 |
| June 4 | DALLAS | W | 1 | 200 | 34 | 70 | .486 | 3 | 12 | .250 | 9 | 12 | .750 | 8 | 28 | 36 | 25 | 11 | 15 | 13 | 9 | 80 |
| June 7 | PHOENIX | W | 1 | 200 | 27 | 73 | .370 | 8 | 16 | .500 | 27 | 29 | .931 | 9 | 19 | 28 | 16 | 18 | 4 | 9 | 2 | 89 |
| June 10 | @ Atlanta | W | 1 | 200 | 38 | 69 | .551 | 8 | 18 | .444 | 26 | 28 | .929 | 6 | 23 | 29 | 23 | 26 | 7 | 11 | 7 | 110 |
| June 11 | @ Washington | W | 1 | 200 | 29 | 59 | .492 | 5 | 12 | .417 | 20 | 25 | .800 | 8 | 27 | 35 | 15 | 19 | 9 | 19 | 4 | 83 |
| June 14 | INDIANA | W | 1 | 200 | 32 | 65 | .492 | 7 | 17 | .412 | 16 | 19 | .842 | 9 | 27 | 36 | 21 | 18 | 8 | 11 | 2 | 87 |
| June 19 | @ Seattle | W | 1 | 200 | 41 | 73 | .562 | 5 | 14 | .357 | 9 | 10 | .900 | 7 | 28 | 35 | 30 | 25 | 6 | 11 | 2 | 96 |
| June 21 | @ Los Angeles | W | 1 | 200 | 29 | 70 | .414 | 3 | 15 | .200 | 11 | 16 | .688 | 12 | 30 | 42 | 19 | 19 | 12 | 18 | 5 | 72 |
| June 24 | LOS ANGELES | L | 1 | 200 | 28 | 61 | .459 | 6 | 20 | .300 | 14 | 21 | .667 | 8 | 20 | 28 | 14 | 19 | 7 | 18 | 2 | 76 |
| June 26 | @ Washington | L | 1 | 200 | 23 | 61 | .377 | 6 | 14 | .429 | 11 | 14 | .786 | 10 | 20 | 30 | 18 | 16 | 5 | 16 | 1 | 63 |
| June 29 | NEW YORK | L | 1 | 225 | 34 | 80 | .425 | 6 | 14 | .429 | 18 | 20 | .900 | 10 | 29 | 39 | 24 | 17 | 7 | 18 | 8 | 92 |
| July 2 | SAN ANTONIO | W | 1 | 200 | 34 | 65 | .523 | 2 | 10 | .200 | 21 | 24 | .875 | 7 | 34 | 41 | 21 | 22 | 3 | 10 | 7 | 91 |
| July 5 | CHICAGO | W | 1 | 200 | 31 | 66 | .470 | 6 | 14 | .429 | 19 | 23 | .826 | 7 | 25 | 32 | 19 | 18 | 9 | 17 | 4 | 87 |
| July 7 | @ Connecticut | L | 1 | 225 | 32 | 79 | .405 | 4 | 20 | .200 | 21 | 26 | .808 | 15 | 26 | 41 | 21 | 19 | 9 | 13 | 7 | 89 |
| July 9 | DALLAS | W | 1 | 200 | 40 | 76 | .526 | 3 | 17 | .176 | 10 | 18 | .556 | 10 | 41 | 51 | 28 | 16 | 6 | 11 | 5 | 93 |
| July 12 | @ San Antonio | W | 1 | 200 | 33 | 74 | .446 | 1 | 9 | .111 | 14 | 18 | .778 | 18 | 25 | 43 | 19 | 20 | 7 | 8 | 4 | 81 |
| July 15 | NEW YORK | W | 1 | 200 | 33 | 70 | .471 | 4 | 11 | .364 | 18 | 22 | .818 | 10 | 24 | 34 | 22 | 17 | 7 | 6 | 5 | 88 |
| July 17 | @ Dallas | W | 1 | 225 | 39 | 84 | .464 | 5 | 15 | .333 | 15 | 19 | .789 | 17 | 34 | 51 | 17 | 22 | 8 | 17 | 8 | 98 |
| July 20 | ATLANTA | W | 1 | 200 | 29 | 57 | .509 | 2 | 6 | .333 | 23 | 30 | .767 | 5 | 24 | 29 | 22 | 18 | 6 | 12 | 6 | 83 |
| July 22 | SEATTLE | W | 1 | 200 | 29 | 67 | .433 | 3 | 11 | .273 | 18 | 20 | .900 | 12 | 23 | 35 | 21 | 20 | 9 | 12 | 4 | 79 |
| April 26 | @ Connecticut | L | 1 | 200 | 32 | 64 | .500 | 1 | 8 | .125 | 15 | 20 | .750 | 11 | 22 | 33 | 13 | 22 | 8 | 18 | 7 | 80 |
| April 28 | SEATTLE | W | 1 | 200 | 37 | 71 | .521 | 3 | 7 | .429 | 15 | 20 | .750 | 11 | 28 | 39 | 18 | 17 | 4 | 14 | 5 | 92 |
| September 2 | WASHINGTON | W | 1 | 200 | 24 | 63 | .381 | 1 | 4 | .250 | 26 | 29 | .897 | 11 | 30 | 41 | 13 | 19 | 4 | 14 | 4 | 75 |
| September 4 | CONNECTICUT | W | 1 | 200 | 36 | 67 | .537 | 4 | 5 | .800 | 17 | 20 | .850 | 11 | 22 | 33 | 23 | 11 | 12 | 11 | 1 | 93 |
| September 6 | @ Los Angeles | W | 1 | 200 | 30 | 61 | .492 | 4 | 10 | .400 | 13 | 18 | .722 | 6 | 29 | 35 | 19 | 23 | 4 | 12 | 5 | 77 |
| September 11 | @ San Antonio | W | 1 | 200 | 25 | 65 | .385 | 3 | 5 | .600 | 28 | 37 | .757 | 9 | 31 | 40 | 15 | 16 | 6 | 8 | 4 | 81 |
| September 13 | @ Chicago | L | 1 | 225 | 33 | 76 | .434 | 5 | 12 | .417 | 26 | 31 | .839 | 15 | 18 | 33 | 22 | 27 | 12 | 16 | 5 | 97 |
| September 16 | @ Indiana | W | 1 | 200 | 31 | 61 | .508 | 6 | 9 | .667 | 14 | 16 | .875 | 8 | 25 | 33 | 21 | 19 | 12 | 16 | 3 | 82 |
| September 17 | ATLANTA | W | 1 | 200 | 35 | 69 | .507 | 3 | 9 | .333 | 22 | 33 | .667 | 12 | 23 | 35 | 24 | 17 | 9 | 12 | 6 | 95 |
| Season Totals | | | 34 | 6900 | 1095 | 2325 | .471 | 137 | 406 | .337 | 590 | 732 | .806 | 328 | 890 | 1218 | 680 | 647 | 280 | 460 | 156 | 2917 |
| Season Averages | | | | 202.9 | 32.2 | 68.4 | | 4.0 | 11.9 | | 17.4 | 21.5 | | 9.6 | 26.2 | 35.8 | 20.0 | 19.0 | 8.2 | 13.5 | 4.6 | 85.8 |



2016 DAY-BY-DAY STATISTICS

| Date | Opponent | Score | Home | Road | Total | High Scoring | High Rebounds | High Assists | Opponent Scoring | Attendance |
|--------------|---------------|----------------|------|------|-------|----------------------|--------------------------|---------------------------|---------------------|------------|
| May 14 | PHOENIX | (W) 95-76 | 1-0 | 0-0 | 1-0 | Moore (27) | Fowles (14) | Moore (10) | Taurasi (18) | 9,221 |
| May 18 | @ Chicago | (W) 97-80 | 1-0 | 1-0 | 2-0 | Fowles (24) | Fowles (13) | Augustus/Moore (6) | Delle Donne (28) | 5,034 |
| May 22 | @ Seattle | (W) 78-71 | 1-0 | 2-0 | 3-0 | Moore (17) | Moore (9) | Moore (4) | Clark (20) | 9,686 |
| May 25 | @ Phoenix | (W) 85-78 | 1-0 | 3-0 | 4-0 | Moore (34) | Brunson (10) | Whalen (7) | Taylor (25) | 9,368 |
| May 27 | INDIANA | (W) 74-71 | 2-0 | 3-0 | 5-0 | Augustus/Whalen (12) | McCarville (9) | Moore (8) | Mitchell (16) | 7,503 |
| May 31 | @ New York | (W) 79-69 | 2-0 | 4-0 | 6-0 | Moore (25) | Brunson (7) | Montgomery (4) | Charles (23) | 7,356 |
| June 4 | DALLAS | (W) 80-63 | 3-0 | 4-0 | 7-0 | Fowles (16) | Brunson (8) | Whalen (8) | Powers (20) | 7,634 |
| June 7 | PHOENIX | (W) 89-81 | 4-0 | 4-0 | 8-0 | Moore/Fowles (21) | Brunson (9), Brunson (4) | Montgomery/Moore (4) | Griner/Bonner (14) | 7,207 |
| June 10 | @ Atlanta | (W) 110-78 | 4-0 | 5-0 | 9-0 | Moore (19) | Fowles (11) | Montgomery/Perkins (5) | Hayes (23) | 5,368 |
| June 11 | @ Washington | (W) 83-76 | 4-0 | 6-0 | 10-0 | Augustus (21) | Brunson (12) | Moore (5) | Meesseman (19) | 7,751 |
| June 14 | INDIANA | (W) 87-63 | 5-0 | 6-0 | 11-0 | Moore (16) | Moore/Fowles (8) | Whalen (6) | Larkins (12) | 7,623 |
| June 19 | @ Seattle | (W) 96-84 | 5-0 | 7-0 | 12-0 | Moore (18) | Moore (7) | Montgomery (10) | Stewart (21) | 5,749 |
| June 21 | @ Los Angeles | (W) 72-69 | 5-0 | 8-0 | 13-0 | Augustus (13) | Fowles (11) | Montgomery/McCarville (4) | Toliver (20) | 9,112 |
| June 24 | LOS ANGELES | (L) 76-94 | 5-1 | 8-0 | 13-1 | Moore (28) | Fowles (11) | Moore (4) | Toliver (25) | 13,003 |
| June 26 | @ Washington | (L) 63-87 | 5-1 | 8-1 | 13-2 | Montgomery (15) | Perkins (6) | Augustus (5) | Meesseman (20) | 6,322 |
| June 29 | NEW YORK | (L) 92-95 (OT) | 5-2 | 8-1 | 13-3 | Moore (24) | Brunson (10) | Brunson (5) | Rodgers (30) | 7,721 |
| July 2 | SAN ANTONIO | (W) 91-68 | 6-2 | 8-1 | 14-3 | Howard (21) | Brunson (12) | Moore (5) | Alexander (11) | 7,534 |
| July 5 | CHICAGO | (W) 87-82 | 7-2 | 8-1 | 15-3 | Moore (33) | Brunson (8) | McCarville (6) | Delle Donne (38) | 7,433 |
| July 7 | @ Connecticut | (L) 89-93 (OT) | 7-2 | 8-2 | 15-4 | Moore (40) | Moore (8) | Perkins (6) | Bentley (24) | 6,739 |
| July 9 | DALLAS | (W) 93-56 | 8-2 | 8-2 | 16-4 | Whalen (22) | Fowles (10) | Moore (7) | Powers/Phillips (9) | 7,613 |
| July 12 | @ San Antonio | (W) 81-57 | 8-2 | 9-2 | 17-4 | Moore (2) | Fowles (8) | Moore (7) | Jefferson (14) | 11,171 |
| July 15 | NEW YORK | (W) 88-70 | 9-2 | 9-2 | 18-4 | Augustus (20) | Augustus (7) | Whalen (8) | Charles (15) | 8,123 |
| July 17 | @ Dallas | (W) 98-97 (OT) | 9-2 | 10-2 | 19-4 | Moore (20) | Fowles (19) | Moore (6) | Pierson (21) | 5,752 |
| July 20 | ATLANTA | (W) 83-65 | 10-2 | 10-2 | 20-4 | Augustus (19) | Brunson (12) | Augustus (5) | Clarendon (11) | 16,132 |
| July 22 | SEATTLE | (W) 79-72 | 11-2 | 10-2 | 21-4 | Moore (21) | Fowles (12) | Montgomery (6) | Stewart (18) | 12,124 |
| August 26 | @ Connecticut | (L) 80-84 | 11-2 | 10-3 | 21-5 | Whalen/Fowles (16) | Brunson (11), Moore (3) | Whalen (3) | A. Thomas (15) | 7,381 |
| August 28 | SEATTLE | (W) 92-80 | 12-2 | 10-3 | 22-5 | Whalen (24) | Fowles (11) | Howard (4) | Loyd (20) | 11,834 |
| September 2 | WASHINGTON | (W) 75-69 | 13-2 | 10-3 | 23-5 | Moore (27) | Fowles (17) | Whalen/McCarville (4) | Hill (15) | 7,523 |
| September 4 | CONNECTICUT | (W) 93-79 | 14-2 | 10-3 | 24-5 | Moore (24) | Fowles (8) | Whalen (6) | Bentley (16) | 7,632 |
| September 6 | @ Los Angeles | (W) 77-74 | 14-2 | 11-3 | 25-5 | Fowles (21) | Brunson (11) | Whalen/Moore/Fowles (3) | Gray (20) | 7,224 |
| September 11 | @ San Antonio | (W) 81-76 | 14-2 | 12-3 | 26-5 | Augustus (20) | Brunson (11) | Moore (6) | Jefferson (26) | 5,705 |
| September 13 | @ Chicago | (L) 97-98 (OT) | 14-2 | 12-4 | 26-6 | Moore (27) | Howard/Fowles (7) | Moore (5) | Pondexter (24) | 6,050 |
| September 16 | @ Indiana | (W) 82-75 | 14-2 | 13-4 | 27-6 | Moore (15) | Brunson (9) | Montgomery/Cruz (4) | Coleman (19) | 8,663 |
| September 17 | ATLANTA | (W) 95-87 | 15-2 | 13-4 | 28-6 | Fowles (30) | Howard (9) | Moore (8) | McCoughtry (18) | 11,663 |



2016 SEASON SUPERLATIVES

LYNX INDIVIDUAL HIGHS

| | |
|------------------------------------|-------|
| Points | 40 |
| Field Goals Made | 13 |
| Field Goals Attempted | 27 |
| Field Goal Percentage (Min. 8 FGM) | .846 |
| 3-Point Field Goals Made | 6 |
| 3-Point Field Goals Attempted | 12 |
| Free Throws Made | 12 |
| Free Throws Attempted | 18 |
| Free Throw Percentage (Min. 8 FTM) | 1.000 |
| Total Rebounds | 19 |
| Offensive Rebounds | 6 |
| Defensive Rebounds | 14 |
| Assists | 10 |
| Steals | 5 |
| Turnovers | 7 |
| Blocked Shots | 5 |
| Minutes Played | 41:04 |

LYNX HIGHS

| | | |
|-----------------------|------|-------------------------------------|
| Points, Game | 110 | at Atlanta (6/10/16) |
| Points, 1st Half | 59 | vs. Atlanta (9/17/16) |
| Points, 2nd Half | 64 | at Atlanta (6/10/16) |
| Points, 1st Quarter | 30 | vs. Atlanta (9/17/16) |
| Points, 2nd Quarter | 31 | vs. Dallas (7/9/16) |
| Points, 3rd Quarter | 32 | (2x) MR: vs. Seattle (8/28/16) |
| Points, 4th Quarter | 32 | at Atlanta (6/10/16) |
| Points, Overtime | 11 | at Chicago (9/13/16) |
| Field Goals Made | 41 | at Seattle (6/19/16) |
| Field Goals Att | 84 | at Dallas (7/17/16) OT |
| Field Goal Pct | .562 | (41-73) at Seattle (6/19/16) |
| 3-Pt Field Goals Made | 8 | (2x) MR: at Atlanta (6/10/16) |
| 3-Pt Field Goals Att | 20 | (3x) MR: at Connecticut (7/7/16) OT |
| 3-Pt Field Goal Pct | .800 | (4-5) vs. Connecticut (9/4/16) |
| Free Throws Made | 28 | at San Antonio (9/11/16) |
| Free Throws Att | 37 | at San Antonio (9/11/16) |
| Free Throw Pct | .938 | (15-16) at Seattle (5/22/16) |
| Total Rebounds | 51 | (2x) MR: at Dallas (7/17/16) OT |
| Offensive Rebounds | 18 | at San Antonio (7/12/16) |
| Defensive Rebounds | 41 | vs. Dallas (7/9/16) |
| Assists | 30 | at Seattle (6/19/16) |
| Steals | 15 | (3x) MR: vs. Dallas (6/4/16) |
| Turnovers | 21 | at Phoenix (5/25/16) |
| Blocked Shots | 11 | vs. Indiana (5/27/16) |
| Personal Fouls | 27 | at Chicago (9/13/16) OT |

LYNX LOWS

| | | |
|-----------------------|------|------------------------------------|
| Points, Game | 63 | at Washington (6/26/16) |
| Points, 1st Half | 30 | at Washington (6/26/16) |
| Points, 2nd Half | 24 | vs. Indiana (5/27/16) |
| Points, 1st Quarter | 13 | at Washington (6/26/16) |
| Points, 2nd Quarter | 13 | (2x) MR: at San Antonio (7/12/16) |
| Points, 3rd Quarter | 8 | at Seattle (5/22/16) |
| Points, 4th Quarter | 5 | vs. Indiana (5/27/16) |
| Points, Overtime | 9 | (2x) MR: at Dallas (7/17/16) |
| Field Goals Made | 23 | at Washington (6/26/16) |
| Field Goals Att | 57 | vs. Atlanta (7/20/16) |
| Field Goal Pct | .370 | (27-73) vs. Phoenix (6/7/16) |
| 3-Pt Field Goals Made | 1 | (4x) MR: vs. Washington (9/2/16) |
| 3-Pt Field Goals Att | 4 | vs. Washington (9/2/16) |
| 3-Pt Field Goal Pct | .111 | (1-9) at San Antonio (7/12/16) |
| Free Throws Made | 9 | (2x) MR: at Seattle (6/19/16) |
| Free Throws Att | 10 | at Seattle (6/19/16) |
| Free Throw Pct | .556 | (10-18) vs. Dallas (7/9/16) |
| Total Rebounds | 28 | (2x) MR: vs. Los Angeles (6/24/16) |
| Offensive Rebounds | 3 | at New York (5/31/16) |
| Defensive Rebounds | 18 | at Chicago (9/13/16) OT |
| Assists | 13 | (3x) MR: vs. Washington (9/2/16) |
| Steals | 3 | vs. San Antonio (7/2/16) |
| Turnovers | 6 | vs. New York (7/15/16) |
| Blocked Shots | 1 | (2x) MR: vs. Connecticut (9/4/16) |
| Personal Fouls | 11 | (2x) MR: vs. Connecticut (9/4/16) |

OPPONENT INDIVIDUAL HIGHS

| | |
|------------------------------------|-------|
| Points | 38 |
| Field Goals Made | 12 |
| Field Goals Attempted | 26 |
| Field Goal Percentage (Min. 8 FGM) | 1.000 |
| 3-Point Field Goals Made | 7 |
| 3-Point Field Goals Attempted | 13 |
| Free Throws Made | 11 |
| Free Throws Attempted | 13 |
| Free Throw Percentage (Min. 8 FTM) | 1.000 |
| Total Rebounds | 14 |
| Offensive Rebounds | 6 |
| Defensive Rebounds | 10 |
| Assists | 11 |
| Steals | 4 |
| Turnovers | 8 |
| Blocked Shots | 4 |
| Minutes Played | 39:05 |

OPPONENT HIGHS

| | | |
|-----------------------|-------|------------------------------------|
| Points, Game | 98 | at Chicago (9/13/16) OT |
| Points, 1st Half | 53 | at Connecticut (8/26/16) |
| Points, 2nd Half | 56 | vs. Los Angeles (6/24/16) |
| Points, 1st Quarter | 33 | at Washington (6/26/16) |
| Points, 2nd Quarter | 27 | at Connecticut (8/26/16) |
| Points, 3rd Quarter | 27 | (2x) MR: vs. Los Angeles (6/24/16) |
| Points, 4th Quarter | 29 | vs. Los Angeles (6/24/16) |
| Points, Overtime | 14 | at Connecticut (7/7/16) |
| Field Goals Made | 35 | (2x) MR: at Chicago (9/13/16) OT |
| Field Goals Att | 82 | vs. New York (6/29/16) OT |
| Field Goal Pct | .515 | (35-68) at Chicago (9/13/16) OT |
| 3-Pt Field Goals Made | 11 | (2x) MR: at Washington (6/26/16) |
| 3-Pt Field Goals Att | 29 | (2x) MR: vs. Dallas (7/9/16) |
| 3-Pt Field Goal Pct | .579 | (11-19) vs. Los Angeles (6/24/16) |
| Free Throws Made | 29 | at Atlanta (6/10/16) |
| Free Throws Att | 37 | at Atlanta (6/10/16) |
| Free Throw Pct | 1.000 | (11-11) at Washington (6/11/16) |
| Total Rebounds | 39 | vs. New York (6/29/16) OT |
| Offensive Rebounds | 13 | (3x) MR: vs. Atlanta (9/17/16) |
| Defensive Rebounds | 29 | (2x) MR: at San Antonio (9/11/16) |
| Assists | 25 | vs. Los Angeles (6/24/16) |
| Steals | 13 | vs. New York (6/29/16) OT |
| Turnovers | 21 | vs. Phoenix (5/14/16) |
| Blocked Shots | 8 | (2x) MR: vs. New York (7/15/16) |
| Personal Fouls | 28 | vs. Phoenix (6/7/16) |

OPPONENT LOWS

| | | |
|-----------------------|------|-----------------------------------|
| Points, Game | 56 | vs. Dallas (7/9/16) |
| Points, 1st Half | 27 | (2x) MR: at San Antonio (7/12/16) |
| Points, 2nd Half | 24 | vs. Dallas (7/9/16) |
| Points, 1st Quarter | 6 | vs. Indiana (5/27/16) |
| Points, 2nd Quarter | 12 | at San Antonio (7/12/16) |
| Points, 3rd Quarter | 6 | vs. Dallas (7/9/16) |
| Points, 4th Quarter | 13 | at Los Angeles (6/21/16) |
| Points, Overtime | 8 | at Dallas (7/17/16) |
| Field Goals Made | 17 | vs. Dallas (7/9/16) |
| Field Goals Att | 57 | (2x) MR: vs. Seattle (7/22/16) |
| Field Goal Pct | .246 | (17-69) vs. Dallas (7/9/16) |
| 3-Pt Field Goals Made | 0 | at Chicago (9/13/16) OT |
| 3-Pt Field Goals Att | 3 | at Chicago (9/13/16) OT |
| 3-Pt Field Goal Pct | .000 | (0-3) at Chicago (9/13/16) OT |
| Free Throws Made | 5 | vs. Dallas (6/4/16) |
| Free Throws Att | 8 | vs. Dallas (6/4/16) |
| Free Throw Pct | .625 | (5-8) vs. Dallas (6/4/16) |
| Total Rebounds | 23 | at Seattle (6/19/16) |
| Offensive Rebounds | 2 | at Seattle (6/19/16) |
| Defensive Rebounds | 16 | at Connecticut (8/26/16) |
| Assists | 9 | (2x) MR: vs. Atlanta (7/20/16) |
| Steals | 3 | (3x) MR: vs. New York (7/15/16) |
| Turnovers | 8 | at Los Angeles (9/6/16) |
| Blocked Shots | 0 | (2x) MR: vs. Seattle (7/22/16) |
| Personal Fouls | 14 | vs. Dallas (7/9/16) |



2016 SEASON SUMMARY

| | RECORD | HOME | ROAD | OT |
|----------------|--------|------|------|-----|
| OVERALL | 28-6 | 15-2 | 13-4 | 1-3 |
| EASTERN | 13-5 | 8-1 | 5-4 | 0-3 |
| WESTERN | 15-1 | 7-1 | 8-0 | 1-0 |

TEAM WINNING & LOSING STREAKS:

| | OVERALL | HOME | ROAD |
|-------|--|---|---|
| Long: | Win (2) Win (13) Loss (3) | Win (10) Win (10) Loss (2) | Win (1) Win (8) Loss (2) |
| Last: | Win: September 17 vs Atlanta (95-87) Loss: September 13 @ Chicago (97-98) | Win: September 17 vs Atlanta (95-87) Loss: June 29 vs New York (92-95) | Win: September 16 @ Indiana (82-75) Loss: September 13 @ Chicago (97-98) |

| MONTH | W/L | OFFENSE | DEFENSE | VS. OPPONENT | HOME ATTENDANCE |
|-----------|-----|-----------|-----------|--------------|-----------------------|
| May | 6-0 | 70 + 28-5 | 70 + 19-6 | .500 + 12-3 | 17 Games |
| June | 7-3 | 70 < 0-1 | 70 < 9-0 | .500 < 15-3 | Total: 157,523 |
| July | 8-1 | | | | Average: 9,266 |
| August | 1-1 | | | | 16,132 High |
| September | 6-1 | | | | |

| MARGINS | 1 | 2 | 3 | 4 | 5 | 6 | 7 | 8 | 9 | 10 | 11 | 12 | 13 | 14 | 15 | 16 | 17 | 18 | 19 | 20 | 21 | 22 | 23 | 24 | 25 | 26 | 27 | 28 | 29 | 30+ |
|-----------------|---|---|---|---|---|---|---|---|---|----|----|----|----|----|----|----|----|----|----|----|----|----|----|----|----|----|----|----|----|-----|
| WON BY: | 1 | | 3 | | 2 | 1 | 5 | 2 | | 1 | | 2 | | 1 | | | 2 | 2 | 1 | | | | 1 | 2 | | | | | | 2 |
| LOST BY: | 1 | | 1 | 2 | | | | | | | | | | | | | 1 | | | | | | 1 | | | | | | | |

| At Start Of: | | OVERALL | HOME | ROAD | FG% | OVERALL | HOME | ROAD |
|--------------------|---------|---------|------|------|--------|---------|------|------|
| 2nd Quarter | Ahead: | 20-1 | 11-0 | 9-1 | -44% | 7-4 | 3-1 | 4-3 |
| | Behind: | 6-3 | 2-2 | 1 | 45-49% | 10-1 | 5-1 | 5-0 |
| | Tied: | 2-2 | 2-0 | 0-2 | 50-54% | 9-1 | 7-0 | 2-1 |
| 3rd Quarter | Ahead: | 24-0 | 13-0 | 11-0 | 55-59% | 2-0 | 0-0 | 2-0 |
| | Behind: | 4-6 | 2-2 | 2-4 | +60% | 0-0 | 0-0 | 0-0 |
| | Tied: | 0-0 | 0-0 | 0-0 | | | | |
| 4th Quarter | Ahead: | 25-2 | 13-1 | 12-1 | | | | |
| | Behind: | 2-3 | 2-1 | 0-2 | | | | |
| | Tied: | 1-1 | 0-0 | 1-1 | | | | |



2016 SEASON SUMMARY

2016 GAME LEADERS

| | TIMES LEAD TEAM | | | DOUBLE FIGURES | | | | SEASON HIGHS | | |
|------------------|-----------------|-----|-----|----------------|---------|---------|---------|--------------|-----|-----|
| | PTS | REB | AST | 10+ PTS | 20+ PTS | 10+ REB | 10+ AST | PTS | REB | AST |
| Seimone Augustus | 6 | 1 | 3 | 20 | 4 | 0 | 0 | 21 | 7 | 6 |
| Rebekkah Brunson | 0 | 13 | 2 | 9 | 0 | 10 | 0 | 16 | 12 | 5 |
| Anna Cruz | 0 | 0 | 1 | 0 | 0 | 0 | 0 | 8 | 2 | 4 |
| Sylvia Fowles | 6 | 14 | 1 | 25 | 5 | 10 | 0 | 30 | 19 | 3 |
| Bashaara Graves | 0 | 0 | 0 | 0 | 0 | 0 | 0 | 2 | 1 | 1 |
| Keisha Hampton | 0 | 0 | 0 | 1 | 0 | 0 | 0 | 13 | 2 | 2 |
| Natasha Howard | 1 | 2 | 1 | 9 | 1 | 0 | 0 | 21 | 9 | 4 |
| Janel McCarville | 0 | 1 | 3 | 1 | 0 | 0 | 0 | 10 | 9 | 6 |
| Renee Montgomery | 1 | 0 | 7 | 11 | 0 | 0 | 1 | 18 | 3 | 10 |
| Maya Moore | 19 | 4 | 16 | 29 | 17 | 1 | 1 | 40 | 10 | 10 |
| Jia Perkins | 0 | 1 | 2 | 7 | 0 | 0 | 0 | 18 | 9 | 6 |
| Lindsay Whalen | 4 | 0 | 8 | 16 | 3 | 0 | 0 | 24 | 7 | 8 |

2016 BY THE NUMBERS

- | | |
|--|------------------------------------|
| 21-4 when scoring 80+ points | 7-6 when allowing 80+ points |
| 7-2 when scoring less than 80 | 21-0 when allowing less than 80 |
| 21-2 when shooting 45%+ | 7-3 when allowing 45%+ |
| 7-4 when shooting less than 45% | 21-3 when allowing less than 45% |
| 24-1 when outshooting their opponent | 4-5 when being outshot |
| 23-3 when outrebounding their foe or even | 5-3 when being outrebounded |
| 26-3 when leading or tied after 3 quarters | 2-3 when trailing after 3 quarters |
| 14-2 in games decided by 10+ points | 6-4 in games decided by <6 points |



2016 SEASON SUMMARY

MAY (6-0)

The Lynx began the 2016 campaign in front of a nationally televised audience at home on May 14, taking down the Phoenix Mercury at Target Center, 95-76. Maya Moore scored 27 points with a career-high 10 assists and Seimone Augustus added 21 points. Trailing 28-26 after one quarter, the Lynx went ahead for good on Augustus' jumper at the 6:32 mark of the second. In her first action against her former team, Sylvia Fowles collected 24 points and 13 rebounds, and the Lynx pulled away in the fourth quarter to claim a 97-80 victory over the Chicago Sky on May 18. Moore finished with 22 points and six assists while Montgomery tallied 15 points and five steals for Minnesota. In their first matchup of the season, the Lynx defeated the Storm 78-71 in Seattle on May 22. Maya Moore netted 17 points and nine rebounds, and all five starters reached double figures as the Lynx spoiled Seattle's home opener. Maya Moore scored a season-high 34 points and Sylvia Fowles added 18, and the Lynx withstood an 18-point fourth quarter barrage from Penny Taylor to edge Phoenix, 85-78, on May 25 at Talking Stick Resort Arena. Natasha Howard converted a three-point play to provide the Lynx with their largest lead of the night at 64-50 with 1:07 left in the third, and the spread remained at 14 when Seimone Augustus opened the fourth-period scoring. In the first matchup since the 2015 WNBA Finals, Minnesota welcomed the Indiana Fever to Target Center on May 27. Lindsay Whalen and Seimone Augustus scored 12 points apiece and the Lynx rolled to a 24-point lead before hanging on to defeat Indiana, 74-71. Augustus capped a 14-2 start and Janel McCarville's 3-pointer beat the first-quarter buzzer to widen Minnesota's lead to 29-6. Indiana made it a two-point game with 33 seconds to go, before Augustus closed the scoring from the line. Maya Moore scored 25 points and Seimone Augustus added 13 as the Lynx picked up their first win at Madison Square Garden since 2010 with a 79-69 decision over New York May 31. Sylvia Fowles gave Minnesota its largest lead at 56-33 early in the third. Renee Montgomery netted 10 points and Rebekkah Brunson pulled down seven rebounds for Minnesota.

JUNE (7-3)

The Lynx started off the busiest month of the season with an 80-63 victory against Dallas on June 4 at Target Center. Sylvia Fowles totaled 16 points, four steals and three blocks, and the Lynx pulled away in the fourth quarter against a shorthanded Wings team. Augustus finished with 14 points while Rebekkah Brunson pulled down eight rebounds and Lindsay Whalen dealt a season-high eight assists for Minnesota. For already the third time this season, the Lynx faced off against Phoenix and the result was the same as the previous two times as the Lynx clinched the season series with a 89-81 victory at Target Center. Sylvia Fowles scored eight of her 21 points in the fourth quarter and Renee Montgomery added a season-high 18 points. Maya Moore netted 21 points and Brunson grabbed nine rebounds for Minnesota. For the first time in the 2016 campaign, Minnesota hit the 100-point mark in a game as the Lynx erupted for 64 second-half points to pull away from Atlanta, 110-78, on June 10 at Philips Arena. Whalen ignited a 9-0 surge and Rebekkah Brunson's last-second jumper sent Minnesota into the fourth holding a 78-63 advantage. Treys from Renee Montgomery and Keisha Hampton highlighted a 14-2 uprising that put the game out of reach and pushed the Lynx' lead to 94-69 with five minutes remaining. Seimone Augustus tallied a season-high 21 points and Sylvia Fowles added 10 of her 18 points during a third-quarter blitz that lifted the Lynx past Washington, 83-76, on June 11 at the Verizon Center. Behind eight points from Fowles during a seven-minute barrage in the third quarter, the Lynx would go on a 19-0 run in the win. Rebekkah Brunson pulled down 12 rebounds for Minnesota. Maya Moore collected 16 points and eight rebounds, and the Lynx held Indiana to 34 percent shooting en route to an 87-63 victory on June 14 at Target Center to clinch the season series with Indiana. Natasha Howard beat the buzzer with a putback to keep Minnesota in front 72-48 entering the fourth, and the Fever could get no closer than 19 the rest of the way in suffering their biggest loss ever in the series. Maya Moore totaled 18 points, seven rebounds and eight assists, and the Lynx shot a season-high 56 percent in downing Seattle, 96-84, on June 19 at KeyArena. Sylvia Fowles capped a 17-4 blitz that put the Lynx in front by 10 midway through the second and a late Renee Montgomery basket sent Minnesota into halftime with a 53-46 lead. Howard tallied 16 points (on 7-for-7 shooting) and Montgomery dealt a career-best 10 assists for Minnesota. Renee Montgomery drilled the tie-breaking 3-pointer with 2.9 seconds left as the Lynx eked out a 72-69 victory over Los Angeles on June 21 at Staples Center to eclipse the WNBA record 13 straight wins to open up a season. Seimone Augustus led Minnesota with 13 points while Brunson and Howard added 12 apiece. Kristi Toliver tied her career high with seven 3-pointers en route to a season-best 25-point effort as Los Angeles dealt the Lynx their first loss of the season, 94-76, on June 24 at Target Center. Maya Moore led all scorers with 28 points and Perkins added 13 for Minnesota. Montgomery led Minnesota with 15 points and Fowles contributed 13 as Washington built a 20-point lead and rolled to an 87-63 victory over the Lynx on June 26 at the Verizon Center. The victory in Washington coincided with Minnesota's third visit in franchise history to President Barack Obama and the White House. The Lynx would close out the month of June with a 95-92 defeat to the New York Liberty at Target Center on June 29. New York erased a 15-point deficit in the final six minutes of regulation to edge the Lynx in overtime. Maya Moore led Minnesota with 24 points and Sylvia Fowles added 18.

JULY (8-1)

Minnesota began the month of July by ending a three-game skid, routing San Antonio, 91-68 on July 2 at Target Center. Natasha Howard scored a career-high 21 points while Lindsay Whalen added a dozen and Brunson hauled down a season-high 12 rebounds. In front of a nationally televised audience, Maya Moore scored 13 of her 33 points in the fourth quarter and the

Lynx withstood a 38-point barrage from Elena Delle Donne to rally past Chicago, 87-82, on July 5 at Target Center. Moore led Minnesota with a season-high 40 points (including 38 after halftime) and eight rebounds, but the Lynx fell 93-89 in overtime to Connecticut at the Mohegan Sun Arena on July 7. Minnesota would rebound from the previous loss in a big way as Lindsay Whalen's season-high 22 points led five double-digit scorers and the Lynx set a franchise record by holding Dallas to 24.6% shooting in rolling to a 93-56 victory on July 9 at Target Center. Sylvia Fowles finished with 14 points and 10 rebounds for Minnesota while Howard and Perkins chipped in 12 points and nine boards apiece. Maya Moore netted 24 points, seven assists and three blocks, and Lindsay Whalen scored eight of her season-high 22 points during a third-quarter surge to help the Lynx pull away to an 81-57 victory over San Antonio July 12 at the AT&T Center. Lynx opened the third period with an 18-2 barrage and build the margin to 25 on Whalen's jumper at the 4:06 mark. After falling to New York at the end of June, Minnesota would avenge that loss behind Seimone Augustus' return from a three-game absence as she scored 20 points and pulled down a season-high seven rebounds in the Lynx' 88-70 victory over New York July 15 at Target Center. Maya Moore's 20 points led six double-figure scorers and Seimone Augustus' basket with 15.3 seconds left in OT enabled the Lynx to escape with a 98-97 victory over Dallas on July 17 at the College Park Center. Lindsay Whalen kick-started a 16-2 uprising that gave Minnesota its largest lead at 76-61 late in the third, but the Wings rallied to within three with 5:58 left in the fourth. Sylvia Fowles totaled 14 points and a season-high 19 rebounds for Minnesota. Seimone Augustus scored 19 points and Rebekkah Brunson added 13 points and 12 rebounds to help the Lynx register their 20th victory of the season with an 83-65 decision over Atlanta on July 20 at Target Center. The Lynx opened their largest lead of the day at 81-61 on Natasha Howard's layup with 2:00 to play. Fowles finished with 14 points and five blocks, and Renee Montgomery chipped in 12 points for Minnesota. The Lynx closed out the month of July as Maya Moore scored 21 points and Sylvia Fowles added 20 points and 12 rebounds as the Lynx headed into the Olympic break with a 79-72 victory over Seattle on July 22 at Target Center. Minnesota never trailed, building a 23-13 lead after one quarter behind eight points from Fowles. The Storm chisel the deficit to nine with 2:48 left, but Seattle came up empty on its next two possessions and Howard's layup put the game out of reach as the Lynx won for the sixth consecutive time. Howard finished with 14 points and Renee Montgomery dealt six assists for Minnesota.

AUGUST (1-1)

Minnesota headed into the month with a 20-10 record, which kept it atop the Western Conference standings. September kicked off with a victory over the Fever with the Lynx pulling away from Indiana, 81-65, on September 4 night at Target Center. Sylvia Fowles collected 18 points and a season-high 14 rebounds, and Rebekkah Brunson added 14 points with 11 boards in the victory while Montgomery finished with 13 points and seven assists for and Cruz tacked on 12 points and six assists. New York dealt the Lynx its first loss in September with a 75-71 victory on September 6 at Target Center. Moore led Minnesota with 23 points and Fowles added 19 points and nine rebounds in the loss. Maya Moore scored 20 points and Anna Cruz chipped in 15 points and a career-high eight assists to help the Lynx hold off Seattle, 73-67, in their regular season home finale on September 8 at Target Center. Sylvia Fowles netted 14 points for Minnesota, which clinched first place in the Western Conference before hitting the road for their final regular season game. Though Fowles Sylvia led Minnesota (22-12) with 21 points and 12 rebounds, the Lynx were unable to push past the Storm, falling 64-78 in the final regular season game of the year on September 11 at KeyArena. Renee Montgomery had 13 points, and Asjha Jones added 11 in the loss.


SEPTEMBER (5-2)

The Lynx opened the final month of the 2016 campaign with Maya Moore scoring 13 of her 27 points in the final five minutes, including a key jumper with 45 seconds left, and Sylvia Fowles added 15 points and 17 rebounds as Minnesota held off Washington, 75-69, on September 2 at Target Center. Lindsay Whalen would add nine points for Minnesota as the Lynx never trailed in the second half. Maya Moore scored 24 points and Sylvia Fowles added 18 points and a career-high five steals to lift the Lynx to their ninth victory in 10 games with a 93-79 decision over Connecticut on September 4 at Target Center. Moore triggered an 8-0 burst in the second quarter that gave Minnesota the lead for good and the Sun were later held scoreless over the final 3:22 of the half as Natasha Howard boosted the margin to 44-34 at intermission. Rebekkah Brunson netted 13 points for Minnesota. Sylvia Fowles tallied 21 points and nine rebounds, and Maya Moore scored 12 of her 20 points in the final seven minutes to help the Lynx fend off Los Angeles, 77-74, September 6 at Staples Center to take over sole possession of first place in the WNBA and clinching the season series with the Sparks. An LA layup made it a two-point game with 7:38 remaining, but Fowles' layup sparked a 14-4 response over the next four minutes that gave the Lynx their largest lead at 70-58. Moore sank a pair of 3-pointers during the blitz, and Seimone Augustus' jumper kept the lead at 12 with 1:48 left. Seimone Augustus scored 13 of her 20 points in the second half, and Maya Moore tallied 17 points, 10 rebounds and six assists as the Lynx ran their winning streak to five with an 81-76 triumph over San Antonio on September 11 at the AT&T Center. Moore's buzzer-beating 3-pointer staked Minnesota to a 23-16 lead after one quarter, but the Stars closed to within 41-39 by halftime. Baskets by Jia Perkins and Augustus were countered by a San Antonio trey that put the Stars back on top 76-75, but Augustus struck again with 45.5 seconds left to give Minnesota the lead to stay, and free throws by Augustus and Rebekkah Brunson sealed the victory. Chicago edged the Lynx, 98-97, on Tuesday night at Allstate Arena where Vandersloot finished with 18 points and Tamera Young put in 16 for the Sky, while Moore led Minnesota with 27 points



2016 SEASON SUMMARY

and Augustus and Sylvia Fowles added 17 apiece. Maya Moore scored 11 of her 15 points during the game-deciding fourth-quarter burst and Keisha Hampton added a season-high 13 as the Lynx claimed an 82-75 victory over Indiana on Friday night at Bankers Life Fieldhouse. The Lynx went on to register their ninth consecutive regular-season victory in Indianapolis. Rebekkah Brunson hauled down a game-high nine rebounds for Minnesota while Coleman topped the Fever with 19 points. The Lynx defeated the Atlanta Dream in the regular-season closer, 97-85. Sylvia Fowles led all scorers with a season-high 30 points alongside eight rebounds. Maya Moore notched 21 points and eight assists in the win. The Lynx finish the 2016 season with a 28-6 record.



ROAR

2016 PLAYOFFS



2016 PLAYER POSTSEASON STATISTICS

| PLAYER | G | GS | MIN | Field Goals | | | 3-Point FG | | | Free Throws | | | Rebounds | | | AST | PF | DQ | STL | TO | BLK | PTS | AVG | |
|------------------|----------|----------|-------------|-------------|------------|-------------|------------|------------|-------------|-------------|------------|-------------|-----------|------------|------------|------------|------------|----------|-----------|------------|-----------|------------|-------------|------------|
| | | | | FG | FGA | PCT | FG | FGA | PCT | FT | FTA | PCT | OFF | DEF | TOT | | | | | | | | | |
| Moore | 8 | 8 | 263 | 62 | 120 | .517 | 12 | 31 | .387 | 43 | 46 | .935 | 7 | 51 | 58 | 37 | 23 | 0 | 15 | 22 | 4 | 179 | 22.4 | |
| Whalen | 8 | 8 | 213 | 41 | 72 | .569 | 3 | 7 | .429 | 20 | 24 | .833 | 4 | 11 | 15 | 31 | 12 | 0 | 3 | 16 | 1 | 105 | 13.1 | |
| Fowles | 8 | 8 | 251 | 44 | 72 | .611 | 0 | 0 | --- | 15 | 20 | .750 | 26 | 52 | 78 | 10 | 29 | 0 | 7 | 12 | 14 | 103 | 12.9 | |
| Augustus | 8 | 8 | 215 | 33 | 84 | .393 | 3 | 12 | .250 | 20 | 23 | .870 | 5 | 18 | 23 | 26 | 13 | 0 | 7 | 16 | 2 | 89 | 11.1 | |
| Brunson | 8 | 8 | 234 | 26 | 55 | .473 | 0 | 0 | --- | 19 | 24 | .792 | 16 | 36 | 52 | 20 | 28 | 0 | 10 | 12 | 5 | 71 | 8.9 | |
| Howard | 8 | 0 | 104 | 21 | 30 | .700 | 0 | 0 | --- | 3 | 7 | .429 | 6 | 15 | 21 | 5 | 16 | 0 | 7 | 6 | 1 | 45 | 5.6 | |
| Perkins | 8 | 0 | 141 | 16 | 41 | .390 | 1 | 10 | .100 | 8 | 8 | 1.000 | 3 | 13 | 16 | 15 | 8 | 0 | 8 | 3 | 1 | 41 | 5.1 | |
| Montgomery | 8 | 0 | 101 | 10 | 27 | .370 | 4 | 9 | .444 | 9 | 10 | .900 | 1 | 2 | 3 | 15 | 5 | 0 | 4 | 8 | 0 | 33 | 4.1 | |
| Hampton | 4 | 0 | 8 | 2 | 4 | .500 | 1 | 3 | .333 | 0 | 0 | --- | 0 | 0 | 0 | 0 | 1 | 0 | 0 | 2 | 0 | 5 | 1.3 | |
| Cruz | 6 | 0 | 51 | 3 | 15 | .200 | 1 | 2 | .500 | 0 | 0 | --- | 2 | 4 | 6 | 7 | 5 | 0 | 2 | 4 | 0 | 7 | 1.2 | |
| McCarville | 4 | 0 | 19 | 2 | 5 | .400 | 0 | 0 | --- | 0 | 0 | --- | 2 | 2 | 4 | 1 | 2 | 0 | 0 | 1 | 0 | 4 | 1.0 | |
| TEAM | 8 | - | 1600 | 260 | 525 | .495 | 25 | 74 | .338 | 137 | 162 | .846 | 72 | 204 | 276 | 167 | 142 | 0 | 63 | 105 | 28 | 682 | 85.3 | |
| OPPONENTS | 8 | - | 1600 | 241 | 531 | .454 | 41 | 127 | .323 | 111 | 145 | .766 | 63 | 163 | 226 | 128 | 162 | 2 | 55 | 103 | 27 | 634 | 7 | 9.3 |

| PLAYER | Single-Game Highs | | | | | | | Average Per Game | | | | | | | Career Highs (C=Set, T=Tied This Season) | | | | | | |
|------------------|-------------------|-----------|-----------|-----------|-----------|----------|------------|------------------|-------------|-------------|-------------|-------------|-------------|-------------|--|-----------|------------|-----------|------------|------------|-------------|
| | MIN | REB | AST | ST | TO | BL | PTS | MIN | REB | AST | STL | TO | BLK | PTS | FG | FGA | FT | FTA | REB | AST | PTS |
| Moore | 36 | 12 | 11 | 3 | 5 | 2 | 31 | 32.9 | 7.3 | 4.6 | 1.88 | 2.8 | 0.50 | 22.4 | 13 | 29 | 11C | 12T | 12T | 11C | 40 |
| Whalen | 31 | 6 | 7 | 1 | 4 | 1 | 19 | 26.6 | 1.9 | 3.9 | 0.38 | 2.0 | 0.13 | 13.1 | 11 | 23 | 15 | 17 | 10 | 11 | 31 |
| Fowles | 39 | 15 | 4 | 2 | 3 | 5 | 18 | 31.4 | 9.8 | 1.3 | 0.88 | 1.5 | 1.75 | 12.9 | 12 | 20 | 8 | 10 | 15T | 4T | 27 |
| Augustus | 33 | 7 | 7 | 3 | 4 | 1 | 17 | 26.9 | 2.9 | 3.3 | 0.88 | 2.0 | 0.25 | 11.1 | 11 | 23 | 13 | 16 | 8 | 7T | 36 |
| Brunson | 35 | 11 | 5 | 3 | 3 | 1 | 14 | 29.2 | 6.5 | 2.5 | 1.25 | 1.5 | 0.63 | 8.9 | 10 | 15 | 7 | 8 | 19 | 5T | 26 |
| Howard | 28 | 8 | 3 | 3 | 3 | 1 | 17 | 13.0 | 2.6 | 0.6 | 0.88 | 0.8 | 0.13 | 5.6 | 8C | 11C | 2T | 4C | 8C | 3C | 17C |
| Perkins | 22 | 5 | 4 | 3 | 1 | 1 | 12 | 17.6 | 2.0 | 1.9 | 1.00 | 0.4 | 0.13 | 5.1 | 9 | 18 | 4C | 6 | 8 | 5 | 24 |
| Montgomery | 20 | 2 | 4 | 1 | 3 | 0 | 11 | 12.6 | 0.4 | 1.9 | 0.50 | 1.0 | 0.00 | 4.1 | 4T | 9 | 6 | 6 | 2T | 7 | 16 |
| Hampton | 3 | 0 | 0 | 0 | 1 | 0 | 3 | 2.1 | 0.0 | 0.0 | 0.00 | 0.5 | 0.00 | 1.3 | 1C | 2C | 0C | 0C | 0C | 0C | 3C |
| Cruz | 14 | 4 | 2 | 1 | 2 | 0 | 5 | 8.5 | 1.0 | 1.2 | 0.33 | 0.7 | 0.00 | 1.2 | 4 | 8 | 4 | 6 | 5 | 5 | 10 |
| McCarville | 6 | 2 | 1 | 0 | 1 | 0 | 4 | 4.7 | 1.0 | 0.3 | 0.00 | 0.3 | 0.00 | 1.0 | 8 | 16 | 7 | 8 | 11 | 7 | 21 |
| TEAM | 200 | 46 | 30 | 12 | 16 | 6 | 113 | 200.0 | 34.5 | 20.9 | 7.88 | 13.1 | 3.50 | 85.3 | 46C | 82 | 38 | 46 | 46C | 30C | 113C |
| OPPONENTS | 200 | 34 | 27 | 13 | 20 | 5 | 95 | 200.0 | 28.3 | 16.0 | 6.88 | 12.9 | 3.38 | 79.3 | 39C | 78 | 30C | 32 | 45 | 27C | 96 |



2016 WNBA FINALS VS. LOS ANGELES

Third round: Los Angeles wins series, 3-2



GAME ONE at Target Center - Sunday, October 9

Minnesota 76, Los Angeles 78

Nneka Ogumike and Kristi Toliver scored 19 points a piece, and Alana Beard sank the game-winning jumper as time expired to lift Los Angeles to a 78-76 victory over the Lynx on Sunday afternoon at Target Center. Neither team led by more than five points during the contest, with the Sparks pulling ahead 21-18 after one quarter. Lindsay Whalen put Minnesota in front by four late in the second before Jantel Lavender countered to keep L.A. within 36-34 at halftime. Ogumike's three-point play ignited a 10-2 surge that reclaimed the lead for the Sparks in the third, but Sylvia Fowles closed the scoring with a putback to send the Lynx into the fourth quarter with a 60-56 advantage. Toliver struck for seven points in a two-minute stretch and Ogumike's basket gave Los Angeles a 76-72 lead with 1:15 left. However, the Lynx used a Seimone Augustus jumper and Maya Moore's driving layup to draw even, setting the stage for Beard's heroics. Candace Parker finished with 14 points and nine rebounds for the Sparks, while Fowles contributed 18 points and 13 rebounds for Minnesota and Moore and Whalen also tallied 18 points each.

Attendance – 12,113 Time – 2:03

| | 1 | 2 | 3 | 4 | Final | High Scorer | High Rebounds | High Assists |
|-------------|----|----|----|----|-------|-------------------------|-------------------|--------------|
| Los Angeles | 21 | 13 | 22 | 22 | 78 | Ogumike, 19 | Ogumike/Parker, 9 | Gray, 4 |
| Minnesota | 18 | 18 | 24 | 16 | 76 | Moore/Fowles/Whalen, 18 | Fowles, 13 | Whalen, 6 |

GAME TWO at Target Center- Tuesday, October 11

Minnesota 79, Los Angeles 60

Maya Moore collected 21 points and 12 rebounds, and Sylvia Fowles added 13 points and 15 boards as the Lynx grabbed a 79-60 win over Los Angeles on Tuesday night at Target Center. Anna Cruz put Minnesota ahead 20-14 early in the second quarter but the Lynx managed just one basket over the next five minutes and the Sparks drew even on Candace Parker's jumper at the 4:50 mark. However, Moore keyed a 17-3 sprint to halftime with eight points and Fowles' putback in the final minute made it 39-25 at the break. Trailing by 17 midway through the third period, Los Angeles ran off 14 unanswered points, narrowing the deficit to 44-41 on Parker's layup with 4:18 to play. Minnesota responded with the next eight and carried a 54-46 advantage into the fourth, but Alana Beard rallied the Sparks to within five at the 9:05 mark. Seimone Augustus' three-point play keyed a 7-0 response that pushed the Lynx' lead back to 63-51 and L.A. could get no closer than 10 the rest of the way. Augustus tallied 14 points for Minnesota while Nneka Ogumike led the Sparks with 14 points and 12 rebounds, and Beard chipped in 13 points.

Attendance – 12,832 Time – 1:56

| | 1 | 2 | 3 | 4 | Final | High Scorer | High Rebounds | High Assists |
|-------------|----|----|----|----|-------|-------------|----------------------|------------------------|
| Los Angeles | 14 | 11 | 21 | 14 | 60 | Ogumike, 14 | Ogumike, 12 | Carson/Parker/Beard, 3 |
| Minnesota | 18 | 21 | 15 | 25 | 79 | Moore, 21 | Fowles, 15 Fowles, 4 | |

GAME THREE at Galen Center - Friday, October 14

Minnesota 75, Los Angeles 92

Candace Parker and Nneka Ogumike combined for 45 points and fueled a first-quarter barrage as Los Angeles cruised to a 92-75 win over the Lynx on Friday night at the Galen Center. The Sparks never trailed, tallying the game's first seven points and opening a 19-6 lead on back-to-back 3-pointers from Ogumike. Parker's hook at the 1:58 mark gave Los Angeles its largest advantage of the night at 30-8, and the margin remained at 20 until Minnesota closed the first half with a 14-2 rally that narrowed the gap to 48-40. Essence Carson's basket with 4:06 left in the third period put the Sparks in front by double digits for good, and L.A. carried a 70-58 lead into the fourth. Jumpers by Maya Moore and Lindsay Whalen helped the Lynx carve a 17-point deficit to 81-71 with 3:42 to play, but two Alana Beard layups bookended an 8-0 response that sealed the victory for Los Angeles. Parker finished with 24 points and nine rebounds for the Sparks while Ogumike added 21 points and nine boards, and Beard chipped in 15 points and seven assists. Minnesota was topped by 14 points apiece from Rebekkah Brunson and Sylvia Fowles.

Attendance – 8,093 Time – 2:00

| | 1 | 2 | 3 | 4 | Final | High Scorer | High Rebounds | High Assists |
|-------------|----|----|----|----|-------|--------------------|-------------------|--------------|
| Minnesota | 17 | 23 | 18 | 17 | 75 | Brunson/Fowles, 14 | Moore, 7 | Moore, 5 |
| Los Angeles | 32 | 16 | 22 | 22 | 92 | Parker, 24 | Ogumike/Parker, 9 | Beard, 7 |



2016 WNBA FINALS VS. LOS ANGELES

Third round: Los Angeles wins series, 3-2



GAME FOUR at STAPLES CENTER - Sunday, October 16

Minnesota 85, Los Angeles 79

Maya Moore scored 31 points and Lindsay Whalen sank the go-ahead layup midway through the fourth quarter as the Lynx held off Los Angeles, 85-79, on Sunday night at Staples Center. Kristi Toliver's 3-pointer capped a 9-4 start for the Sparks, but Minnesota rallied in front 22-20 after one quarter and Moore triggered a 9-0 spurt that pushed the lead to seven early in the second. Sylvia Fowles' last-second putback sent the Lynx into halftime holding a 46-40 edge, which grew to 10 on a Moore steal and layup at the 8:14 mark of the third. Back-to-back treys from Chelsea Gray and Toliver narrowed the gap to 60-59 in the final minute of the period, and L.A. finally caught the Lynx when Candace Parker made it 69-69 with 6:01 left. Whalen responded with the next two baskets and Minnesota used jumpers from Seimone Augustus and Rebekkah Brunson to remain ahead before Brunson and Moore secured the win with free throws in the waning seconds. Whalen had 13 points and Fowles collected 10 points and 13 rebounds for Minnesota, while Gray led the Sparks with 20 points and Toliver and Parker added 15 and 14, respectively.

Attendance – 12,885 Time – 2:04

| | 1 | 2 | 3 | 4 | Final | High Scorer | High Rebounds | High Assists |
|-------------|----|----|----|----|-------|-------------|---------------|-------------------|
| Minnesota | 22 | 24 | 19 | 20 | 85 | Moore, 31 | Fowles, 13 | Augustus/Moore, 5 |
| Los Angeles | 20 | 20 | 19 | 20 | 79 | Gray, 20 | Ogwumike, 8 | Beard, 4 |

GAME FIVE at Target Center - Thursday, October 20

Minnesota 76, Los Angeles 77

Candace Parker tallied 28 points and Nneka Ogumike's jumper with 3.1 seconds remaining sent Los Angeles to a 77-76 victory over the Lynx on Oct. 20 at Target Center. The first half featured 11 lead changes, with Minnesota inching ahead 18-17 after one quarter. Consecutive jumpers by Maya Moore and Seimone Augustus fueled a run of six unanswered points that sent the Lynx into halftime with a 34-28 advantage. The Sparks rallied ahead briefly when Essence Carson made it 40-39 at the 6:56 mark of the third, and after Minnesota had rebuilt a six-point cushion, Chelsea Gray's 3-pointer pulled L.A. to within 55-54 entering the fourth. A Kristi Toliver trey was followed by Parker's putback to give the Sparks their largest lead at 71-63 with 3:06 to play. Lindsay Whalen's steal and layup punctuated an 8-0 response that pulled the Lynx even and Minnesota grabbed its final lead when a Moore jumper made it 76-75 with 15.4 seconds left, setting the stage for Ogumike's game-winner that gave L.A. its first WNBA championship since 2002. Moore finished with 23 points and 11 assists for Minnesota while Augustus added 17 points.

Attendance – 19,423 Time – 1:55

| | 1 | 2 | 3 | 4 | Final | High Scorer | High Rebounds | High Assists |
|-------------|----|----|----|----|-------|-------------|---------------------|--------------|
| Los Angeles | 17 | 11 | 26 | 23 | 77 | Parker, 28 | Ogwumike/Parker, 12 | Beard, 6 |
| Minnesota | 18 | 16 | 21 | 21 | 76 | Moore, 23 | Brunson/Fowles, 9 | Moore, 11 |

PLAYER STATISTICS VS. LOS ANGELES: 2-3

| PLAYER | G | GS | MIN | Field Goals | | | 3-Point FG | | | Free Throws | | | Rebounds | | | | | | | PTS | AVG | | |
|------------|---|----|------|-------------|-----|------|------------|-----|------|-------------|-----|-------|----------|-----|-----|-----|----|----|-----|-----|-----|-----|------|
| | | | | FG | FGA | PCT | FG | FGA | PCT | FT | FTA | PCT | OFF | DEF | TOT | AST | PF | DQ | STL | | | TO | BLK |
| Moore | 5 | 5 | 171 | 36 | 68 | .529 | 6 | 17 | .353 | 24 | 27 | .889 | 3 | 37 | 40 | 27 | 15 | 0 | 9 | 15 | 3 | 102 | 20.4 |
| Fowles | 5 | 5 | 184 | 30 | 51 | .588 | 0 | 0 | --- | 5 | 8 | .625 | 20 | 34 | 54 | 8 | 15 | 0 | 6 | 9 | 11 | 65 | 13.0 |
| Whalen | 5 | 5 | 142 | 23 | 45 | .511 | 2 | 6 | .333 | 11 | 13 | .846 | 3 | 7 | 10 | 18 | 5 | 0 | 2 | 11 | 0 | 59 | 11.8 |
| Augustus | 5 | 5 | 138 | 23 | 54 | .426 | 2 | 8 | .250 | 10 | 11 | .909 | 4 | 13 | 17 | 12 | 8 | 0 | 0 | 12 | 1 | 58 | 11.6 |
| Brunson | 5 | 5 | 140 | 17 | 35 | .486 | 0 | 0 | .000 | 13 | 16 | .813 | 9 | 17 | 26 | 14 | 16 | 0 | 8 | 6 | 4 | 47 | 9.4 |
| Perkins | 5 | 0 | 88 | 11 | 26 | .423 | 1 | 8 | .125 | 4 | 4 | 1.000 | 1 | 7 | 8 | 8 | 6 | 0 | 4 | 2 | 0 | 27 | 5.4 |
| Montgomery | 5 | 0 | 53 | 3 | 12 | .250 | 1 | 5 | .200 | 8 | 9 | .889 | 1 | 1 | 2 | 9 | 1 | 0 | 1 | 6 | 0 | 15 | 3.0 |
| Howard | 5 | 0 | 39 | 5 | 11 | .455 | 0 | 0 | --- | 2 | 2 | 1.000 | 2 | 5 | 7 | 1 | 5 | 0 | 2 | 2 | 1 | 12 | 2.4 |
| McCarville | 3 | 0 | 16 | 2 | 4 | .500 | 0 | 0 | --- | 0 | 0 | --- | 2 | 2 | 4 | 1 | 2 | 0 | 0 | 1 | 0 | 4 | 1.3 |
| Cruz | 4 | 0 | 27 | 1 | 9 | .111 | 0 | 1 | .000 | 0 | 0 | --- | 1 | 1 | 2 | 3 | 4 | 0 | 2 | 2 | 0 | 2 | 0.5 |
| Hampton | 2 | 0 | 3 | 0 | 1 | .000 | 0 | 1 | .000 | 0 | 0 | --- | 0 | 0 | 0 | 0 | 0 | 0 | 0 | 1 | 0 | 0 | 0.0 |
| LYNX | 5 | - | 1000 | 151 | 316 | .478 | 12 | 46 | .261 | 77 | 90 | 0.856 | 46 | 124 | 193 | 101 | 77 | 0 | 34 | 69 | 20 | 391 | 78.2 |
| SPARKS | 5 | - | 1000 | 151 | 339 | .445 | 26 | 82 | .317 | 58 | 80 | 0.725 | 46 | 97 | 195 | 76 | 92 | 0 | 42 | 58 | 17 | 386 | 77.2 |



2016 CONFERENCE FINALS VS. PHOENIX

Second round: Minnesota wins series, 3-0



GAME ONE at Xcel Energy Center - Wednesday, September 28

Minnesota 113, Phoenix 95

Maya Moore scored 31 points and Lindsay Whalen added 19 with seven assists as the Lynx set club playoff records for points, field goal accuracy and assists in a 113-95 victory over Phoenix in Wednesday night's best-of-five series opener at Xcel Energy Center. Diana Taurasi sparked a 14-8 start for the Mercury before Minnesota rallied ahead 24-23 by the end of the first quarter. DeWanna Bonner knotted the score at 25-25 early in the second, but Seimone Augustus' jumper touched off a run of 14 unanswered points for the Lynx and the margin grew to 55-38 at halftime behind 19 points from Moore. Minnesota grabbed its largest lead of the night when Sylvia Fowles' three-point play made it 84-59 at the 3:24 mark of the third. Phoenix closed to within 13 with five minutes to play in the contest, but Fowles and Renee Montgomery teamed up for the game's next six points to squelch the comeback bid. Fowles totaled 16 points and 10 rebounds for Minnesota, which finished at 63.9 percent from the floor and handed out 30 assists. The Mercury were led by Taurasi's 25 points, with Brittney Griner adding 16 points and three blocks.

Attendance – 9,013 Time – 2:01

| | 1 | 2 | 3 | 4 | Final | High Scorer | High Rebounds | High Assists |
|-----------|----|----|----|----|-------|-------------|---------------|--------------------|
| Minnesota | 24 | 31 | 36 | 22 | 113 | Moore, 31 | Fowles, 10 | Augustus/Whalen, 7 |
| Phoenix | 23 | 15 | 34 | 23 | 95 | Taurasi, 25 | Taylor, 5 | Dupree/Harding, 5 |

GAME TWO at Xcel Energy Center - Friday, September 30

Minnesota 96, Phoenix 86

Maya Moore scored 21 of her 26 points in the first half and the Lynx withstood a 31-point barrage from Diana Taurasi to register a 96-86 victory over Phoenix on Friday night at Xcel Energy Center. Moore's 3-pointer topped off a 24-13 start for Minnesota and the margin reached 35-24 after one quarter. The Lynx opened their largest lead of the night when Moore made it 43-29 with 6:31 to play in the second before late baskets by DeWanna Bonner and Marta Xargay helped the Mercury close to within 55-47 at intermission. Penny Taylor converted a three-point play that narrowed the deficit to six midway through the third, but Moore responded with her fourth trey and Natasha Howard's layup in the waning seconds rebuilt Minnesota's advantage to 77-65. Phoenix could get no closer than eight until the game's final minute when a Taurasi 3-pointer made it 92-86, but Lindsay Whalen's long-range strike completed the scoring and secured the Lynx' 2-0 series lead. Whalen had 16 points and Rebekkah Brunson added 13 points and 11 rebounds for Minnesota, while Taylor contributed 16 points and five assists for the Mercury.

Attendance – 11,923 Time – 2:15

| | 1 | 2 | 3 | 4 | Final | High Scorer | High Rebounds | High Assists |
|-----------|----|----|----|----|-------|-------------|---------------|--------------|
| Phoenix | 24 | 23 | 18 | 21 | 86 | Taurasi, 31 | Harrison, 9 | Taylor, 5 |
| Minnesota | 35 | 20 | 22 | 19 | 96 | Moore, 26 | Brunson, 11 | Moore, 5 |

GAME THREE at Talking Stick Resort Arena- Sunday, October 2

Minnesota 82, Phoenix 67

Maya Moore scored 14 of her game-high 20 points in the second half and Natasha Howard added a playoff careerbest 17 points to help the Lynx complete a sweep of their semifinal series vs. Phoenix with an 82-67 win on Sunday afternoon at Talking Stick Resort Arena. Diana Taurasi sparked the Mercury to a 23-18 lead after one quarter, but Sylvia Fowles bookended a 12-2 start to the second that put Minnesota in front by five. The Lynx went into halftime clinging to a 39-38 advantage thanks to a late pair of free throws from Lindsay Whalen, then broke the game open by outscoring Phoenix 16-5 over the first six minutes of the third quarter. Howard tallied eight points and Moore added six during the blitz, and Minnesota put things out of reach by holding the Mercury scoreless for nearly five minutes to begin the fourth while widening the lead to 74-53. Seimone Augustus netted 12 points and Whalen chipped in 11 with five assists for Minnesota, which advanced to the WNBA Finals for the fifth time in six years. Taurasi and DeWanna Bonner led the Mercury with 12 points apiece while Brittney Griner finished with nine points and seven rebounds.

Attendance – 9,631 Time – 1:56

| | 1 | 2 | 3 | 4 | Final | High Scorer | High Rebounds | High Assist |
|-----------|----|----|----|----|-------|--------------------|--------------------|-------------|
| Phoenix | 23 | 15 | 15 | 14 | 67 | Bonner/Taurasi, 12 | Griner/Harrison, 7 | Xargay, 5 |
| Minnesota | 18 | 21 | 26 | 17 | 82 | Moore, 20 | Brunson, 9 | Whalen, 5 |



2016 CONFERENCE FINALS VS. PHOENIX

Second round: Minnesota wins series, 3-0



PLAYER STATISTICS VS. PHOENIX: 3-0

| PLAYER | G | GS | MIN | Field Goals | | | 3-Point FG | | | Free Throws | | | Rebounds | | | AST | PF | DQ | STL | TO | BLK | PTS | AVG |
|------------|---|----|-----|-------------|-----|------|------------|-----|-------|-------------|-----|-------|----------|-----|-----|-----|----|----|-----|----|-----|-----|------|
| | | | | FG | FGA | PCT | FG | FGA | PCT | FT | FTA | PCT | OFF | DEF | TOT | | | | | | | | |
| Moore | 3 | 3 | 92 | 26 | 52 | .500 | 6 | 14 | .429 | 19 | 19 | 1.000 | 4 | 14 | 18 | 10 | 8 | 0 | 6 | 7 | 1 | 77 | 25.7 |
| Whalen | 3 | 3 | 72 | 18 | 27 | .667 | 1 | 1 | 1.000 | 9 | 11 | .818 | 1 | 4 | 5 | 13 | 7 | 0 | 1 | 5 | 1 | 46 | 15.3 |
| Fowles | 3 | 3 | 67 | 14 | 21 | .667 | 0 | 0 | --- | 10 | 12 | .833 | 6 | 18 | 24 | 2 | 14 | 0 | 1 | 3 | 3 | 38 | 12.7 |
| Howard | 3 | 0 | 65 | 16 | 19 | .842 | 0 | 0 | --- | 1 | 5 | .200 | 4 | 10 | 14 | 4 | 11 | 0 | 5 | 4 | 0 | 33 | 11.0 |
| Augustus | 3 | 3 | 77 | 10 | 30 | .333 | 1 | 4 | .250 | 10 | 12 | .833 | 1 | 5 | 6 | 14 | 5 | 0 | 7 | 4 | 1 | 31 | 10.3 |
| Brunson | 3 | 3 | 93 | 9 | 20 | .450 | 0 | 0 | --- | 6 | 8 | .750 | 7 | 19 | 26 | 6 | 12 | 0 | 2 | 6 | 1 | 24 | 8.0 |
| Montgomery | 3 | 0 | 48 | 7 | 15 | .467 | 3 | 4 | .750 | 1 | 1 | 1.000 | 0 | 1 | 1 | 6 | 4 | 0 | 3 | 2 | 0 | 18 | 6.0 |
| Perkins | 3 | 0 | 53 | 5 | 15 | .333 | 0 | 2 | .000 | 4 | 4 | 1.000 | 2 | 6 | 8 | 7 | 2 | 0 | 4 | 1 | 1 | 14 | 4.7 |
| Cruz | 2 | 0 | 23 | 2 | 6 | .333 | 1 | 1 | 1.000 | 0 | 0 | --- | 1 | 3 | 4 | 4 | 1 | 0 | 0 | 2 | 0 | 5 | 2.5 |
| Hampton | 2 | 0 | 5 | 2 | 3 | .667 | 1 | 2 | .500 | 0 | 0 | --- | 0 | 0 | 0 | 0 | 1 | 0 | 0 | 1 | 0 | 5 | 2.5 |
| McCarville | 1 | 0 | 3 | 0 | 1 | .000 | 0 | 0 | --- | 0 | 0 | --- | 0 | 0 | 0 | 0 | 0 | 0 | 0 | 0 | 0 | 0 | 0.0 |
| LYNX | 3 | - | 600 | 109 | 209 | .522 | 13 | 28 | .464 | 60 | 72 | .833 | 26 | 80 | 106 | 66 | 65 | 0 | 29 | 36 | 8 | 291 | 97.0 |
| MERCURY | 3 | - | 600 | 90 | 192 | .469 | 15 | 45 | .333 | 53 | 65 | .815 | 17 | 66 | 83 | 52 | 70 | 2 | 13 | 45 | 10 | 248 | 82.7 |



ROAR

HISTORY



2015 TEAM ROSTER



| No. | Player | Pos | Ht | Wt | Birthdate | College | Years |
|-----|------------------|-----|------|-----|--------------------|-------------|-------|
| 33 | Seimone Augustus | G | 6-0 | 166 | April 30, 1984 | LSU | 9 |
| 32 | Rebekkah Brunson | F | 6-3 | 184 | December 11, 1981 | Georgetown | 11 |
| 51 | Anna Cruz | G | 5-9 | 155 | October 27, 1986 | Spain | 1 |
| 34 | Sylvia Fowles | C | 6-6 | 200 | October 6, 1989 | LSU | 7 |
| 3 | Kalana Greene | G | 5-10 | 170 | July 13, 1987 | Connecticut | 6 |
| 15 | Asjha Jones | F | 6-2 | 187 | July 1, 1980 | Connecticut | 12 |
| 1 | Shae Kelley | F | 6-1 | 166 | September 29, 1991 | Minnesota | R |
| 20 | Tricia Liston | F | 6-0 | 181 | February 20, 1991 | Duke | 1 |
| 21 | Renee Montgomery | G | 5-7 | 143 | December 2, 1986 | Connecticut | 6 |
| 23 | Maya Moore | F | 6-0 | 176 | June 11, 1989 | Connecticut | 4 |
| 14 | Devereaux Peters | F | 6-2 | 167 | October 8, 1989 | Notre Dame | 3 |
| 13 | Lindsay Whalen | G | 5-9 | 161 | May 9, 1982 | Minnesota | 11 |

Head Coach: Cheryl Reeve (LaSalle)

Assistant Coaches: Jim Petersen (Minnesota), Shelley Patterson (Washington State)

Trainers: Chuck Barta (Wisconsin-La Crosse), Kate Taber (University of Iowa)

2015 STARTING LINEUPS

| Game #s | Forward | Forward | Center | Guard | Guard | Rec |
|----------------|---------|---------|--------|------------|------------|-----|
| 1-4 | Moore | Brunson | Dantas | Whalen | Augustus | 3-1 |
| 5-13 | Moore | Brunson | Jones | Whalen | Augustus | 7-2 |
| 14-15 | Moore | Brunson | Jones | Whalen | Cruz | 2-0 |
| 16 | Moore | Brunson | Jones | Cruz | Liston | 0-1 |
| 17,19-23,27-30 | Moore | Brunson | Fowles | Whalen | Cruz | 6-4 |
| 18 | Moore | Brunson | Fowles | Whalen | Montgomery | 1-0 |
| 24-26 | Moore | Brunson | Fowles | Whalen | Augustus | 1-2 |
| 31-33 | Moore | Brunson | Fowles | Montgomery | Cruz | 2-1 |
| 34 | Liston | Brunson | Fowles | Montgomery | Cruz | 0-1 |



2015 FINAL STATISTICS

| PLAYER | G | GS | MIN | Field Goals | | | 3-Point FG | | | Free Throws | | | Rebounds | | | | PF | DQ | STL | TO | BLK | PTS | AVG |
|------------------|-----------|----------|-------------|-------------|-------------|-------------|------------|------------|-------------|-------------|------------|-------------|------------|------------|-------------|------------|------------|----------|------------|------------|------------|-------------|-------------|
| | | | | FG | FGA | PCT | FG | FGA | PCT | FT | FTA | PCT | OFF | DEF | TOT | AST | | | | | | | |
| Moore | 33 | 33 | 1102 | 238 | 566 | .420 | 69 | 192 | .359 | 136 | 159 | .855 | 62 | 159 | 221 | 116 | 94 | 0 | 54 | 77 | 26 | 681 | 20.6 |
| Fowles | 18 | 18 | 521 | 103 | 203 | .507 | 0 | 0 | --- | 69 | 94 | .734 | 41 | 109 | 150 | 15 | 43 | 0 | 18 | 32 | 28 | 275 | 15.3 |
| Augustus | 16 | 16 | 481 | 96 | 218 | .440 | 3 | 23 | .130 | 26 | 26 | 1.000 | 9 | 37 | 46 | 39 | 17 | 0 | 8 | 20 | 6 | 221 | 13.8 |
| Whalen | 29 | 29 | 874 | 121 | 262 | .462 | 6 | 14 | .429 | 67 | 76 | .882 | 14 | 71 | 85 | 125 | 55 | 1 | 12 | 61 | 3 | 315 | 10.9 |
| Cruz | 22 | 17 | 640 | 73 | 154 | .474 | 9 | 36 | .250 | 22 | 28 | .786 | 10 | 70 | 80 | 67 | 42 | 0 | 22 | 48 | 4 | 177 | 8.0 |
| Brunson | 34 | 34 | 945 | 105 | 230 | .457 | 1 | 4 | .250 | 54 | 65 | .831 | 87 | 189 | 276 | 62 | 72 | 0 | 38 | 53 | 26 | 265 | 7.8 |
| Montgomery (TOT) | 36 | 7 | 644 | 83 | 223 | .372 | 33 | 107 | .308 | 30 | 37 | .811 | 7 | 46 | 53 | 99 | 60 | 0 | 29 | 53 | 4 | 229 | 6.4 |
| Montgomery (MIN) | 19 | 5 | 341 | 43 | 117 | .368 | 13 | 56 | .232 | 10 | 14 | .714 | 4 | 18 | 22 | 48 | 25 | 0 | 13 | 19 | 1 | 109 | 5.7 |
| Dantas | 16 | 4 | 267 | 36 | 62 | .581 | 2 | 3 | .667 | 15 | 19 | .789 | 10 | 43 | 53 | 19 | 36 | 0 | 4 | 18 | 5 | 89 | 5.6 |
| Jones | 31 | 12 | 541 | 76 | 185 | .411 | 0 | 4 | .000 | 18 | 30 | .600 | 25 | 61 | 86 | 51 | 69 | 0 | 16 | 36 | 15 | 170 | 5.5 |
| Greene (TOT) | 13 | 6 | 242 | 19 | 56 | .339 | 2 | 14 | .143 | 12 | 14 | .857 | 6 | 29 | 35 | 11 | 19 | 0 | 9 | 3 | 3 | 52 | 4.0 |
| Greene (MIN) | 2 | 0 | 24 | 0 | 4 | .000 | 0 | 1 | .000 | 4 | 6 | .667 | 1 | 2 | 3 | 3 | 1 | 0 | 1 | 0 | 0 | 4 | 2.0 |
| Liston | 31 | 2 | 372 | 34 | 81 | .420 | 27 | 63 | .429 | 10 | 10 | 1.000 | 5 | 27 | 32 | 24 | 24 | 0 | 8 | 8 | 1 | 105 | 3.4 |
| Peters | 33 | 0 | 481 | 44 | 98 | .449 | 3 | 8 | .375 | 13 | 15 | .867 | 30 | 82 | 112 | 28 | 37 | 0 | 7 | 30 | 30 | 104 | 3.2 |
| O'Neill | 13 | 0 | 101 | 8 | 23 | .348 | 5 | 9 | .556 | 8 | 8 | 1.000 | 2 | 12 | 14 | 10 | 9 | 0 | 3 | 10 | 1 | 29 | 2.2 |
| Wright | 7 | 0 | 80 | 4 | 20 | .200 | 1 | 6 | .167 | 6 | 7 | .857 | 1 | 5 | 6 | 8 | 7 | 0 | 2 | 7 | 1 | 15 | 2.1 |
| Gray | 10 | 0 | 37 | 3 | 7 | .429 | 0 | 0 | --- | 0 | 3 | .000 | 2 | 8 | 10 | 1 | 5 | 0 | 2 | 4 | 2 | 6 | 0.6 |
| Kelley | 8 | 0 | 19 | 0 | 3 | .000 | 0 | 0 | --- | 1 | 2 | .500 | 0 | 3 | 3 | 1 | 1 | 0 | 1 | 1 | 0 | 1 | 0.1 |
| LYNX | 34 | - | 6825 | 984 | 2233 | .441 | 139 | 419 | .332 | 459 | 562 | .817 | 303 | 896 | 1199 | 617 | 537 | 1 | 209 | 446 | 149 | 2566 | 75.5 |
| OPPONENTS | 34 | - | 6825 | 935 | 2256 | .414 | 173 | 556 | .311 | 396 | 481 | .823 | 270 | 853 | 1123 | 571 | 601 | 2 | 231 | 433 | 139 | 2439 | 71.7 |

| PLAYER | Single-Game Highs | | | | | | | Average Per Game | | | | | | | Career Highs (C=Set, T=Tied This Season) | | | | | | |
|------------------|-------------------|-----------|-----------|-----------|-----------|-----------|-----------|------------------|-------------|-------------|-------------|-------------|-------------|-------------|--|-----------|-----------|-----------|-----------|-----------|------------|
| | MIN | REB | AST | ST | TO | BL | PTS | MIN | REB | AST | STL | TO | BLK | PTS | FG | FGA | FT | FTA | REB | AST | PTS |
| Moore | 45 | 11 | 7 | 5 | 4 | 3 | 36 | 33.4 | 6.7 | 3.5 | 1.64 | 2.3 | 0.79 | 20.6 | 16 | 32C | 11T | 13T | 16 | 8 | 48 |
| Fowles | 35 | 14 | 3 | 3 | 5 | 5 | 21 | 28.9 | 8.3 | 0.8 | 1.00 | 1.8 | 1.56 | 15.3 | 14 | 23 | 14 | 17 | 22 | 5 | 35 |
| Augustus | 37 | 6 | 5 | 1 | 4 | 2 | 24 | 30.1 | 2.9 | 2.4 | 0.50 | 1.3 | 0.38 | 13.8 | 16 | 28 | 14 | 15 | 9 | 10 | 39 |
| Whalen | 36 | 10 | 10 | 2 | 6 | 1 | 26 | 30.1 | 2.9 | 4.3 | 0.41 | 2.1 | 0.10 | 10.9 | 13 | 23 | 13 | 16 | 12 | 14 | 33 |
| Cruz | 37 | 8 | 8 | 4 | 5 | 1 | 16 | 29.1 | 3.6 | 3.0 | 1.00 | 2.2 | 0.18 | 8.0 | 8 | 14 | 4T | 6C | 9 | 8T | 18 |
| Brunson | 43 | 18 | 5 | 5 | 5 | 3 | 18 | 27.8 | 8.1 | 1.8 | 1.12 | 1.6 | 0.76 | 7.8 | 13 | 18 | 10 | 13 | 20 | 5T | 32 |
| Montgomery (TOT) | 38 | 4 | 9 | 3 | 4 | 1 | 19 | 17.9 | 1.5 | 2.8 | 0.81 | 1.5 | 0.11 | 6.4 | 13 | 29 | 11 | 12 | 7 | 10 | 33 |
| Montgomery (MIN) | 38 | 3 | 9 | 2 | 4 | 1 | 15 | 17.9 | 1.2 | 2.5 | 0.68 | 1.0 | 0.05 | 5.7 | | | | | | | |
| Dantas | 24 | 6 | 3 | 2 | 3 | 2 | 15 | 16.7 | 3.3 | 1.2 | 0.25 | 1.1 | 0.31 | 5.6 | 7 | 15 | 5 | 6 | 12 | 5 | 18 |
| Jones | 35 | 10 | 5 | 3 | 4 | 3 | 16 | 17.5 | 2.8 | 1.6 | 0.52 | 1.2 | 0.48 | 5.5 | 13 | 24 | 9 | 13 | 12 | 7 | 31 |
| Greene (TOT) | 32 | 6 | 3 | 2 | 2 | 1 | 13 | 18.6 | 2.7 | 0.8 | 0.69 | 0.2 | 0.23 | 4.0 | 7 | 14C | 4T | 6T | 9 | 6 | 17 |
| Greene (MIN) | 23 | 3 | 3 | 1 | 0 | 0 | 4 | 11.9 | 1.5 | 1.5 | 0.50 | 0.0 | 0.00 | 2.0 | | | | | | | |
| Liston | 32 | 4 | 3 | 1 | 2 | 1 | 15 | 12.0 | 1.0 | 0.8 | 0.26 | 0.3 | 0.03 | 3.4 | 5C | 9C | 3C | 3C | 4T | 3T | 15C |
| Peters | 32 | 9 | 4 | 4 | 3 | 5 | 12 | 14.6 | 3.4 | 0.8 | 0.21 | 0.9 | 0.91 | 3.2 | 6 | 11 | 6 | 8 | 13 | 6 | 18 |
| O'Neill | 18 | 5 | 3 | 1 | 4 | 1 | 12 | 7.8 | 1.1 | 0.8 | 0.23 | 0.8 | 0.08 | 2.2 | 3C | 6C | 4C | 4C | 5C | 3C | 12C |
| Wright | 19 | 2 | 3 | 1 | 3 | 1 | 5 | 11.5 | 0.9 | 1.1 | 0.29 | 1.0 | 0.14 | 2.1 | 12 | 23 | 9 | 12 | 9 | 7 | 32 |
| Gray | 10 | 3 | 1 | 1 | 2 | 1 | 2 | 3.7 | 1.0 | 0.1 | 0.20 | 0.4 | 0.20 | 0.6 | 6 | 7 | 6 | 8 | 8 | 1T | 18 |
| Kelley | 4 | 2 | 1 | 1 | 1 | 0 | 1 | 2.3 | 0.4 | 0.1 | 0.13 | 0.1 | 0.00 | 0.1 | 0C | 1C | 1C | 2C | 2C | 1C | 1C |
| LYNX | 225 | 45 | 25 | 14 | 18 | 10 | 94 | 200.7 | 35.3 | 18.1 | 6.15 | 13.1 | 4.38 | 75.5 | 44 | 95 | 37 | 45 | 53 | 30 | 124 |
| OPPONENTS | 225 | 43 | 23 | 12 | 22 | 11 | 90 | 200.7 | 33.0 | 16.8 | 6.79 | 12.7 | 4.09 | 71.7 | 47 | 96 | 42 | 55 | 56 | 30 | 127 |



2015 OFFENSIVE GAME-BY-GAME STATISTICS

| Date | Opponent | W/L | G | MIN | Field Goals | | | 3-Point FG | | | Free Throws | | | Rebounds | | | | PF | STL | TO | BLK | PTS |
|------------------------|----------------|-----|-----------|--------------|-------------|-------------|-------------|------------|-------------|-------------|-------------|-------------|-------------|------------|-------------|-------------|-------------|-------------|------------|-------------|------------|-------------|
| | | | | | FG | FGA | PCT | FG | FGA | PCT | FT | FTA | PCT | OFF | DEF | TOT | AST | | | | | |
| June 5 | TULSA | W | 1 | 200 | 31 | 69 | .449 | 5 | 13 | .385 | 16 | 18 | .889 | 10 | 35 | 45 | 18 | 15 | 3 | 17 | 6 | 83 |
| June 6 | @ Indiana | W | 1 | 200 | 24 | 62 | .387 | 4 | 14 | .286 | 26 | 31 | .839 | 13 | 27 | 40 | 9 | 18 | 9 | 15 | 4 | 78 |
| June 11 | SEATTLE | W | 1 | 200 | 35 | 66 | .530 | 7 | 15 | .467 | 17 | 20 | .850 | 10 | 29 | 39 | 22 | 18 | 4 | 11 | 6 | 94 |
| June 14 | @ Phoenix | L | 1 | 200 | 24 | 67 | .358 | 0 | 9 | .000 | 18 | 18 | 1.000 | 8 | 27 | 35 | 9 | 18 | 7 | 18 | 3 | 66 |
| June 16 | @ Los Angeles | W | 1 | 200 | 30 | 57 | .526 | 3 | 12 | .250 | 4 | 7 | .571 | 4 | 24 | 28 | 25 | 15 | 5 | 9 | 1 | 67 |
| June 19 | @ San Antonio | W | 1 | 200 | 31 | 56 | .554 | 2 | 6 | .333 | 10 | 11 | .909 | 3 | 26 | 29 | 15 | 18 | 9 | 16 | 8 | 74 |
| June 21 | TULSA | L | 1 | 200 | 30 | 60 | .500 | 2 | 10 | .200 | 16 | 17 | .941 | 8 | 23 | 31 | 20 | 18 | 4 | 16 | 6 | 78 |
| June 25 | @ Seattle | W | 1 | 200 | 29 | 64 | .453 | 1 | 7 | .143 | 17 | 21 | .810 | 8 | 24 | 32 | 18 | 18 | 10 | 14 | 10 | 76 |
| June 27 | PHOENIX | W | 1 | 200 | 27 | 64 | .422 | 6 | 9 | .667 | 11 | 16 | .688 | 9 | 25 | 34 | 16 | 18 | 10 | 13 | 10 | 71 |
| July 3 | SEATTLE | W | 1 | 200 | 33 | 64 | .516 | 4 | 10 | .400 | 12 | 12 | 1.000 | 7 | 31 | 38 | 20 | 12 | 3 | 13 | 4 | 82 |
| July 10 | @ Chicago | L | 1 | 200 | 34 | 78 | .436 | 6 | 17 | .353 | 9 | 13 | .692 | 11 | 24 | 35 | 22 | 19 | 4 | 9 | 3 | 83 |
| July 12 | SAN ANTONIOW | 1 | 200 | 29 | 70 | .414 | 5 | 15 | .333 | 3 | 6 | .500 | 7 | 34 | 41 | 19 | 12 | 8 | 10 | 7 | 66 | |
| July 14 | @ ConnecticutW | 1 | 200 | 32 | 63 | .508 | 4 | 11 | .364 | 17 | 18 | .944 | 7 | 24 | 31 | 22 | 10 | 9 | 15 | 5 | 85 | |
| July 17 | CHICAGO | W | 1 | 200 | 33 | 74 | .446 | 7 | 13 | .538 | 11 | 13 | .846 | 9 | 35 | 44 | 17 | 17 | 5 | 10 | 6 | 84 |
| July 19 | @ Tulsa | W | 1 | 200 | 28 | 61 | .459 | 5 | 11 | .455 | 18 | 22 | .818 | 8 | 27 | 35 | 18 | 20 | 8 | 12 | 0 | 79 |
| July 22 | CONNECTICUTL | 1 | 225 | 29 | 75 | .387 | 5 | 15 | .333 | 14 | 17 | .824 | 18 | 24 | 42 | 21 | 15 | 6 | 16 | 2 | 77 | |
| July 29 | LOS ANGELES | W | 1 | 200 | 29 | 61 | .475 | 6 | 11 | .545 | 18 | 24 | .750 | 6 | 20 | 26 | 19 | 13 | 14 | 12 | 1 | 82 |
| July 31 | ATLANTA | W | 1 | 200 | 33 | 77 | .429 | 3 | 15 | .200 | 17 | 23 | .739 | 13 | 29 | 42 | 23 | 14 | 9 | 15 | 6 | 86 |
| August 1 | @ Tulsa | W | 1 | 200 | 29 | 65 | .446 | 9 | 20 | .450 | 19 | 22 | .864 | 12 | 21 | 33 | 16 | 24 | 2 | 13 | 2 | 86 |
| August 4 | @ Los AngelesL | 1 | 200 | 25 | 62 | .403 | 5 | 20 | .250 | 6 | 7 | .857 | 4 | 29 | 33 | 14 | 11 | 3 | 15 | 7 | 61 | |
| August 7 | @ Phoenix | L | 1 | 200 | 30 | 67 | .448 | 3 | 14 | .214 | 3 | 3 | 1.000 | 5 | 26 | 31 | 18 | 19 | 2 | 10 | 3 | 66 |
| August 9 | LOS ANGELES | W | 1 | 200 | 26 | 66 | .394 | 1 | 10 | .100 | 19 | 22 | .864 | 10 | 26 | 36 | 15 | 14 | 9 | 9 | 4 | 72 |
| August 11 | SAN ANTONIOW | 1 | 200 | 34 | 66 | .515 | 2 | 8 | .250 | 13 | 17 | .765 | 8 | 26 | 34 | 21 | 14 | 6 | 14 | 3 | 83 | |
| August 14 | @ Atlanta | W | 1 | 200 | 31 | 67 | .463 | 5 | 19 | .263 | 17 | 20 | .850 | 7 | 29 | 36 | 23 | 18 | 3 | 14 | 7 | 84 |
| August 16 | @ WashingtonL | 1 | 200 | 28 | 73 | .384 | 4 | 9 | .444 | 9 | 12 | .750 | 12 | 27 | 39 | 15 | 15 | 3 | 11 | 2 | 69 | |
| August 19 | WASHINGTON L | 1 | 200 | 21 | 61 | .344 | 1 | 6 | .167 | 18 | 22 | .818 | 11 | 23 | 34 | 13 | 20 | 3 | 15 | 3 | 61 | |
| August 21 | @ San AntonioW | 1 | 200 | 32 | 65 | .492 | 5 | 10 | .500 | 9 | 10 | .900 | 9 | 33 | 42 | 25 | 13 | 6 | 13 | 4 | 78 | |
| August 23 | @ Phoenix | L | 1 | 200 | 24 | 62 | .387 | 4 | 10 | .400 | 15 | 20 | .750 | 6 | 23 | 29 | 14 | 12 | 9 | 12 | 4 | 67 |
| August 28 | @ New York | L | 1 | 200 | 25 | 67 | .373 | 2 | 10 | .200 | 16 | 22 | .727 | 10 | 21 | 31 | 16 | 13 | 4 | 9 | 4 | 68 |
| August 30 | PHOENIX | W | 1 | 200 | 24 | 73 | .329 | 4 | 10 | .400 | 19 | 21 | .905 | 13 | 28 | 41 | 18 | 13 | 10 | 14 | 4 | 71 |
| September 4 | INDIANA | W | 1 | 200 | 34 | 64 | .531 | 8 | 18 | .444 | 5 | 6 | .833 | 10 | 26 | 36 | 18 | 15 | 5 | 17 | 3 | 81 |
| September 6 | NEW YORK | L | 1 | 200 | 27 | 58 | .466 | 5 | 13 | .385 | 12 | 14 | .857 | 6 | 22 | 28 | 18 | 14 | 6 | 15 | 5 | 71 |
| September 8 | SEATTLE | W | 1 | 200 | 30 | 69 | .435 | 2 | 10 | .200 | 11 | 15 | .733 | 13 | 20 | 33 | 25 | 12 | 7 | 12 | 2 | 73 |
| September 11 | @ Seattle | L | 1 | 200 | 23 | 60 | .383 | 4 | 19 | .211 | 14 | 22 | .636 | 8 | 28 | 36 | 15 | 22 | 4 | 12 | 4 | 64 |
| Season Totals | | | 34 | 6825 | 984 | 2233 | .441 | 139 | 419 | .332 | 459 | 562 | .817 | 303 | 896 | 1199 | 617 | 537 | 209 | 446 | 149 | 2566 |
| Season Averages | | | | 200.7 | 28.9 | 65.7 | | 4.1 | 12.3 | | 13.5 | 16.5 | | 8.9 | 26.4 | 35.3 | 18.1 | 15.8 | 6.1 | 13.1 | 4.4 | 75.5 |



2015 DAY-BY-DAY STATISTICS

| Date | Opponent | Score | Home | Road | Total | High Scoring | High Rebounds | High Assists | Opponent Scoring | Attendance |
|--------------|--------------|----------------|------|------|-------|---------------------|---------------|----------------------------|-----------------------------|------------|
| June 5 | TULSA | (W) 83-75 | 1-0 | 0-0 | 1-0 | Whalen (26) | Brunson (18) | Whalen (6) | Pierson (18) | 9,020 |
| June 6 | @Indiana | (W) 78-69 | 1-0 | 1-0 | 2-0 | Whalen (17) | Moore (10) | Whalen (5), Brunson (10) | Coleman (16) | 9,034 |
| June 11 | SEATTLE | (W) 94-70 | 2-0 | 1-0 | 3-0 | Liston (15) | Brunson (8) | Whalen (7) | Bird (12) | 8,132 |
| June 14 | @Phoenix | (L) 66-81 | 2-0 | 1-1 | 3-1 | Augustus/Moore (17) | Moore (7) | Whalen (3) | Bonner (22) | 9,294 |
| June 16 | @Los Angeles | (W) 67-52 | 2-0 | 2-1 | 4-1 | Moore (22) | Brunson (7) | Whalen (7) | Lavender (12) | 6,968 |
| June 19 | @San Antonio | (W) 74-59 | 2-0 | 3-1 | 5-1 | Augustus (18) | Brunson (9) | Augustus (4) | Perkins (16) | 3,968 |
| June 21 | TULSA | (L) 78-86 | 2-1 | 3-1 | 5-2 | Brunson (18) | Brunson (9) | Moore (6) | Diggins (26) | 8,823 |
| June 25 | @Seattle | (W) 76-73 | 2-1 | 4-1 | 6-2 | Augustus (24) | Moore (7) | Whalen (6), Brunson (7) | O'Hea (17) | 5,627 |
| June 27 | PHOENIX | (W) 71-56 | 3-1 | 4-1 | 7-2 | Whalen/Moore (21) | Brunson (13) | Moore (6) | Bonner (18) | 9,113 |
| July 3 | SEATTLE | (W) 82-57 | 4-1 | 4-1 | 8-2 | Moore (23) | Moore (11) | Augustus/Whalen (4) | Langhorne/Bird (10) | 7,523 |
| July 10 | @Chicago | (L) 83-90 | 4-1 | 4-2 | 8-3 | Moore (29) | Moore (10) | Whalen (7) | Pondexter/ Delle Donne (24) | 6,709 |
| July 12 | SAN ANTONIO | (W) 66-49 | 5-1 | 4-2 | 9-3 | Moore (20) | Moore (9) | Whalen (5) | Hamby (13) | 8,951 |
| July 14 | @Connecticut | (W) 85-79 | 5-1 | 5-2 | 10-3 | Moore (26) | Moore (7) | Whalen (6) | Bentley (22) | 6,246 |
| July 17 | CHICAGO | (W) 84-66 | 6-1 | 5-2 | 11-3 | Moore (29) | Brunson (12) | Whalen (6) | Breland (17) | 9,033 |
| July 19 | @Tulsa | (W) 79-72 | 6-1 | 6-2 | 12-3 | Moore (32) | Brunson (13) | Moore/Cruz (5) | Williams (19) | 5,987 |
| July 22 | CONNECTICUT | (L) 77-78 (OT) | 6-2 | 6-2 | 12-4 | Moore (25) | Brunson (15) | Moore/Jones (5) | Stricklen (15) | 17,414 |
| July 29 | LOS ANGELES | (W) 82-76 | 7-2 | 6-2 | 13-4 | Moore (27) | Moore (7) | Whalen (6), Brunson (7) | Lavender (15) | 8,913 |
| July 31 | ATLANTA | (W) 86-70 | 8-2 | 6-2 | 14-4 | Moore (21) | Moore (10) | Montgomery (9) | Hayes (15) | 9,134 |
| August 1 | @Tulsa | (W) 86-80 | 8-2 | 7-2 | 15-4 | Moore (20) | Brunson (12) | Whalen (4), Jones (4) | Williams (35) | 4,776 |
| August 4 | @Los Angeles | (L) 61-83 | 8-2 | 7-3 | 15-5 | Whalen/Moore (13) | Brunson (9) | Cruz (4) | Parker (18) | 8,746 |
| August 7 | @Phoenix | (L) 66-73 | 8-2 | 7-4 | 15-6 | Moore (17) | Moore (6) | Whalen (5), Brunson (6) | Xargay/Bonner (15) | 10,120 |
| August 9 | LOS ANGELES | (W) 72-64 | 9-2 | 7-4 | 16-6 | Moore (20) | Fowles (9) | Jones (4) | Ogwumike (18) | 9,021 |
| August 11 | SAN ANTONIO | (W) 83-76 | 10-2 | 7-4 | 17-6 | Moore (32) | Moore (9) | Whalen (9) | McBride (24) | 8,851 |
| August 14 | @Atlanta | (W) 84-82 | 10-2 | 8-4 | 18-6 | Moore (36) | Fowles (8) | Whalen (8) | McCoughtry (32) | 5,890 |
| August 16 | @Washington | (L) 69-77 | 10-2 | 8-5 | 18-7 | Fowles (15) | Fowles (11) | Whalen/Moore (4) | Latta (20) | 7,400 |
| August 19 | WASHINGTON | (L) 61-79 | 10-3 | 8-5 | 18-8 | Fowles (13) | Brunson (11) | Moore/Brunson (4) | Lawson (20) | 9,032 |
| August 21 | @San Antonio | (W) 78-61 | 10-3 | 9-5 | 19-8 | Moore (18) | Fowles (12) | Whalen (10) | Perkins (16) | 4,298 |
| August 23 | @Phoenix | (L) 67-79 | 10-3 | 9-6 | 19-9 | Moore (17) | Fowles (12) | Brunson (5) | Bonner (21) | 9,492 |
| August 28 | @New York | (L) 68-81 | 10-3 | 9-7 | 19-10 | Moore (25) | Fowles (10) | Whalen (4) | Prince (22) | 10,059 |
| August 30 | PHOENIX | (W) 71-61 | 11-3 | 9-7 | 20-10 | Moore (28) | Fowles (13) | Moore (5) | Bonner (15) | 9,123 |
| September 4 | INDIANA | (W) 81-65 | 12-3 | 9-7 | 21-10 | Fowles (18) | Fowles (14) | Montgomery (7) | Coleman (16) | 9,034 |
| September 6 | NEW YORK | (L) 71-75 | 12-4 | 9-7 | 21-11 | Moore (23) | Brunson (9) | Montgomery (7), Fowles (9) | Prince/Charles (18) | 9,121 |
| September 8 | SEATTLE | (W) 73-67 | 13-4 | 9-7 | 22-11 | Moore (20) | Brunson (8) | Cruz (8) | Langhorne (14) | 8,951 |
| September 11 | @Seattle | (L) 64-78 | 13-4 | 9-8 | 22-12 | Fowles (21) | Fowles (12) | Montgomery (4) | Mosqueda-Lewis (16) | 7,012 |



2015 SEASON SUPERLATIVES

LYNX INDIVIDUAL HIGHS

| | | |
|------------------------------------|-------|---|
| Points | 36 | Maya Moore at Atlanta (8/14/15) |
| Field Goals Made | 13 | Maya Moore at Tulsa (7/19/15) |
| Field Goals Attempted | 32 | Maya Moore vs. Connecticut (7/22/15) (OT) |
| Field Goal Percentage (Min. 8 FGM) | .800 | (8-10) Sylvia Fowles at Atlanta (8/14/15) |
| 3-Point Field Goals Made | 5 | (3x) MR: Maya Moore at Atlanta (8/14/15) |
| 3-Point Field Goals Attempted | 14 | Maya Moore at Chicago (7/10/15) |
| Free Throws Made | 11 | Lindsay Whalen at Indiana (6/6/15); Maya Moore at Atlanta (8/14/15) |
| Free Throws Attempted | 13 | Maya Moore at Atlanta (8/14/15) |
| Free Throw Percentage (Min. 8 FTM) | 1.000 | (11-11) Lindsay Whalen at Indiana (6/6/15) |
| Total Rebounds | 18 | Rebekkah Brunson vs. Tulsa (6/5/15) |
| Offensive Rebounds | 7 | Rebekkah Brunson vs. Tulsa (6/5/15) |
| Defensive Rebounds | 12 | Rebekkah Brunson vs. Phoenix (6/27/15) |
| Assists | 10 | Lindsay Whalen at San Antonio (8/21/15) |
| Steals | 5 | Maya Moore vs. Phoenix (6/27/15); Brunson at Connecticut (7/14/15) |
| Turnovers | 6 | Lindsay Whalen at Indiana (6/6/15); Whalen at San Antonio (6/19/15) |
| Blocked Shots | 5 | Devereaux Peters at Seattle (6/25/15); Fowles at Atlanta (8/14/15) |
| Minutes Played | 45:00 | Maya Moore vs. Connecticut (7/22/15) (OT) |

LYNX HIGHS

| | | |
|-----------------------|-------|-----------------------------------|
| Points, Game | 94 | vs. Seattle (6/11/15) |
| Points, 1st Half | 47 | vs. Atlanta (7/31/15) |
| Points, 2nd Half | 55 | vs. Seattle (6/11/15) |
| Points, 1st Quarter | 26 | (2x) MR: at Tulsa (8/1/15) |
| Points, 2nd Quarter | 26 | (2x) MR: at Connecticut (7/14/15) |
| Points, 3rd Quarter | 32 | vs. Chicago (7/17/15) |
| Points, 4th Quarter | 25 | (3x) MR: at Phoenix (8/23/15) |
| Points, Overtime | 8 | vs. Connecticut (7/22/15) |
| Field Goals Made | 35 | vs. Seattle (6/11/15) |
| Field Goals Att | 78 | at Chicago (7/10/15) |
| Field Goal Pct | .554 | (31-56) at San Antonio (6/19/15) |
| 3-Pt Field Goals Made | 9 | at Tulsa (8/1/15) |
| 3-Pt Field Goals Att | 20 | (2x) MR: at Los Angeles (8/4/15) |
| 3-Pt Field Goal Pct | .667 | (6-9) vs. Phoenix (6/27/15) |
| Free Throws Made | 26 | at Indiana (6/6/15) |
| Free Throws Att | 31 | at Indiana (6/6/15) |
| Free Throw Pct | 1.000 | (18-18) at Phoenix (6/14/15) |
| Total Rebounds | 45 | vs. Tulsa (6/5/15) |
| Offensive Rebounds | 18 | vs. Connecticut (7/22/15) (OT) |
| Defensive Rebounds | 35 | (2x) MR: vs. Chicago (7/17/15) |
| Assists | 25 | (3x) MR: vs. Seattle (9/8/15) |
| Steals | 14 | vs. Los Angeles (7/29/15) |
| Turnovers | 18 | at Phoenix (6/14/15) |
| Blocked Shots | 10 | (2x) MR: vs. Phoenix (6/27/15) |
| Personal Fouls | 24 | at Tulsa (8/1/15) |

LYNX LOWS

| | | |
|-----------------------|------|-----------------------------------|
| Points | 61 | (2x) MR: vs. Washington (8/19/15) |
| Points, 1st Half | 22 | at Phoenix (8/23/15) |
| Points, 2nd Half | 26 | at Los Angeles (8/4/15) |
| Points, 1st Quarter | 12 | (2x) MR: at Tulsa (7/19/15) |
| Points, 2nd Quarter | 9 | at Phoenix (8/23/15) |
| Points, 3rd Quarter | 11 | (2x) MR: vs. Seattle (9/8/15) |
| Points, 4th Quarter | 8 | at Phoenix (6/14/15) |
| Points, Overtime | 8 | vs. Connecticut (7/22/15) |
| Field Goals Made | 21 | vs. Washington (8/19/15) |
| Field Goals Att | 56 | at San Antonio (6/19/15) |
| Field Goal Pct | .329 | (24-73) vs. Phoenix (8/30/15) |
| 3-Pt Field Goals Made | 0 | at Phoenix (6/14/15) |
| 3-Pt Field Goals Att | 6 | (2x) MR: vs. Washington (8/19/15) |
| 3-Pt Field Goal Pct | .000 | (0-9) at Phoenix (6/14/15) |
| Free Throws Made | 3 | (2x) MR: at Phoenix (8/7/15) |
| Free Throws Att | 3 | at Phoenix (8/7/15) |
| Free Throw Pct | .500 | (3-6) vs. San Antonio (7/12/15) |
| Total Rebounds | 26 | vs. Los Angeles (7/29/15) |
| Offensive Rebounds | 3 | at San Antonio (6/19/15) |
| Defensive Rebounds | 20 | (2x) MR: vs. Seattle (9/8/15) |
| Assists | 9 | (2x) MR: at Phoenix (6/14/15) |
| Steals | 2 | (2x) MR: at Phoenix (8/7/15) |
| Turnovers | 9 | (4x) MR: at New York (8/28/15) |
| Blocked Shots | 0 | at Tulsa (7/19/15) |
| Personal Fouls | 10 | at Connecticut (7/14/15) |

OPPONENT INDIVIDUAL HIGHS

| | | |
|------------------------------------|-------|--|
| Points | 35 | Riquna Williams at Tulsa (8/1/15) |
| Field Goals Made | 11 | Riquna Williams at Tulsa (8/1/15) |
| Field Goals Attempted | 24 | Angel McCoughtry at Atlanta (8/14/15) |
| Field Goal Percentage (Min. 8 FGM) | .625 | (10-16) Epiphanny Prince at New York (8/28/15) |
| 3-Point Field Goals Made | 4 | (3x) MR: Kristi Toliver vs. Los Angeles (8/9/15) |
| 3-Point Field Goals Attempted | 12 | Riquna Williams at Tulsa (8/1/15) |
| Free Throws Made | 10 | Riquna Williams at Tulsa (8/1/15) |
| Free Throws Attempted | 12 | DeWanna Bonner at Phoenix (8/7/15) |
| Free Throw Percentage (Min. 8 FTM) | .909 | (10-11) Riquna Williams at Tulsa (8/1/15) |
| Total Rebounds | 14 | Tina Charles vs. New York (9/6/15) |
| Offensive Rebounds | 5 | (5x) MR: Tina Charles vs. New York (9/6/15) |
| Defensive Rebounds | 12 | Clarissa dos Santos vs. Chicago (7/17/15) |
| Assists | 10 | Shoni Schimmel vs. Atlanta (7/31/15) |
| Steals | 6 | Angel McCoughtry at Atlanta (8/14/15) |
| Turnovers | 6 | Danielle Robinson vs. San Antonio (8/11/15); Loyd vs. Seattle (9/8/15) |
| Blocked Shots | 9 | Brittney Griner vs. Phoenix (8/30/15) |
| Minutes Played | 40:00 | DeWanna Bonner vs. Phoenix (8/30/15) |

OPPONENT HIGHS

| | | |
|-----------------------|-------|-------------------------------------|
| Points, Game | 90 | at Chicago (7/10/15) |
| Points, 1st Half | 51 | at Seattle (6/25/15) |
| Points, 2nd Half | 52 | at Chicago (7/10/15) |
| Points, 1st Quarter | 32 | at Seattle (6/25/15) |
| Points, 2nd Quarter | 27 | at Atlanta (8/14/15) |
| Points, 3rd Quarter | 25 | at Phoenix (8/7/15) |
| Points, 4th Quarter | 30 | at Chicago (7/10/15) |
| Points, Overtime | 9 | vs. Connecticut (7/22/15) |
| Field Goals Made | 37 | at Los Angeles (8/4/15) |
| Field Goals Att | 79 | vs. Tulsa (6/5/15) |
| Field Goal Pct | .564 | (31-55) vs. Los Angeles (7/29/15) |
| 3-Pt Field Goals Made | 11 | at Connecticut (7/14/15) |
| 3-Pt Field Goals Att | 24 | (2x) MR: at Seattle (6/25/15) |
| 3-Pt Field Goal Pct | .500 | (7-14) (2x) MR: vs. Wash. (8/19/15) |
| Free Throws Made | 24 | at Tulsa (8/1/15) |
| Free Throws Att | 33 | at Tulsa (8/1/15) |
| Free Throw Pct | 1.000 | (12-12) vs. Tulsa (6/5/15) |
| Total Rebounds | 43 | vs. San Antonio (7/12/15) |
| Offensive Rebounds | 14 | vs. Tulsa (6/21/15) |
| Defensive Rebounds | 33 | vs. San Antonio (7/12/15) |
| Assists | 23 | (2x) MR: at Los Angeles (8/4/15) |
| Steals | 12 | (2x) MR: at San Antonio (8/21/15) |
| Turnovers | 22 | vs. Los Angeles (7/29/15) |
| Blocked Shots | 11 | (2x) MR: vs. Phoenix (8/30/15) |
| Personal Fouls | 24 | (2x) MR: vs. Washington (8/19/15) |

OPPONENT LOWS

| | | |
|-----------------------|------|-----------------------------------|
| Points | 49 | vs. San Antonio (7/12/15) |
| Points, 1st Half | 23 | vs. Phoenix (6/27/15) |
| Points, 2nd Half | 22 | (2x) MR: vs. Phoenix (8/30/15) |
| Points, 1st Quarter | 6 | vs. San Antonio (7/12/15) |
| Points, 2nd Quarter | 7 | at Phoenix (8/7/15) |
| Points, 3rd Quarter | 9 | (2x) MR: at San Antonio (8/21/15) |
| Points, 4th Quarter | 11 | (4x) MR: vs. Phoenix (8/30/15) |
| Points, Overtime | 9 | vs. Connecticut (7/22/15) |
| Field Goals Made | 19 | vs. Phoenix (6/27/15) |
| Field Goals Att | 55 | vs. Los Angeles (7/29/15) |
| Field Goal Pct | .290 | (20-69) vs. San Antonio (7/12/15) |
| 3-Pt Field Goals Made | 1 | vs. San Antonio (7/12/15) |
| 3-Pt Field Goals Att | 9 | vs. Seattle (9/8/15) |
| 3-Pt Field Goal Pct | .100 | (1-10) vs. San Antonio (7/12/15) |
| Free Throws Made | 1 | at Los Angeles (6/16/15) |
| Free Throws Att | 4 | at Los Angeles (6/16/15) |
| Free Throw Pct | .250 | (1-4) at Los Angeles (6/16/15) |
| Total Rebounds | 21 | vs. Seattle (6/11/15) |
| Offensive Rebounds | 2 | (3x) MR: vs. Phoenix (8/30/15) |
| Defensive Rebounds | 17 | vs. Indiana (9/4/15) |
| Assists | 11 | (2x) MR: vs. Indiana (9/4/15) |
| Steals | 1 | at Los Angeles (6/16/15) |
| Turnovers | 6 | (2x) MR: at Phoenix (8/7/15) |
| Blocked Shots | 0 | vs. Tulsa (6/21/15) |
| Personal Fouls | 8 | vs. San Antonio (7/12/15) |



2015 SEASON SUMMARY

| | RECORD | HOME | ROAD | OT |
|----------------|--------|------|------|-----|
| OVERALL | 22-12 | 13-4 | 9-8 | 0-1 |
| EASTERN | 6-6 | 3-3 | 3-3 | 0-1 |
| WESTERN | 16-6 | 10-1 | 6-5 | |

TEAM WINNING & LOSING STREAKS:

| | OVERALL | HOME | ROAD |
|-------|--|--|--|
| Long: | Loss (1) Win (4) Loss (2) | Win (1) Win (4) Loss (1) | Loss (3) Win (3) Loss (3) |
| Last: | Win: September 8 vs. Seattle (73-67) Loss: September 11 @ Seattle (64-78) | Win: September 8 vs. Seattle (73-67) Loss: September 6 vs. New York (71-75) | Win: August 21 @ San Antonio (78-61) Loss: September 11 @ Seattle (64-78) |

| MONTH | W/L | OFFENSE | DEFENSE | VS. OPPONENT | HOME ATTENDANCE |
|-----------|-----|-----------|------------|---------------|-----------------------|
| May | 0-0 | 70 > 20-4 | 70 > 10-12 | .500+ 7- 9 | 17 Games |
| June | 7-2 | 70 < 2-8 | 70 < 12-0 | ..500 < 14- 3 | Total: 159,189 |
| July | 7-2 | | | | Average: 9,364 |
| August | 6-6 | | | | 17,414 High |
| September | 2-2 | | | | |

| MARGINS | 1 | 2 | 3 | 4 | 5 | 6 | 7 | 8 | 9 | 10 | 11 | 12 | 13 | 14 | 15 | 16 | 17 | 18 | 19 | 20 | 21 | 22 | 23 | 24 | 25 | 26 | 27 | 28 | 29 | 30+ |
|-----------------|---|---|---|---|---|---|---|---|---|----|----|----|----|----|----|----|----|----|----|----|----|----|----|----|----|----|----|----|----|-----|
| WON BY: | | 1 | 1 | | | 4 | 2 | 2 | 1 | 1 | | | | | 3 | 2 | 2 | 1 | | | | | | 1 | 1 | | | | | |
| LOST BY: | 1 | | | 1 | | | 2 | 2 | | | | 1 | 1 | 1 | 1 | | 1 | | | | | 1 | | | | | | | | |

| At Start Of: | | OVERALL | HOME | ROAD | ROAD | FG% | OVERALL | HOME-ROAD |
|--------------------|---------|---------|-------|------|--------|-------|---------|-----------|
| | | | | | -44% | 10-10 | 8- 2 | 2- 8 |
| 2nd Quarter | Ahead: | 14- 7 | 9- 4 | 5- 3 | 45-49% | 5- 1 | 1- 1 | 4- 0 |
| | Behind: | 8- 5 | 4- 0 | 4- 5 | 50-54% | 6- 1 | 4- 1 | 2- 0 |
| | Tied: | 0- 0 | 0- 0 | 0- 0 | 55-59% | 1- 0 | 0- 0 | 1- 0 |
| 3rd Quarter | Ahead | 14- 3 | 10- 1 | 4- 2 | +60% | 0- 0 | 0- 0 | 0- 0 |
| | Behind | 7- 8 | 2- 2 | 5- 6 | | | | |
| | Tied | 1- 1 | 1- 1 | 0- 0 | | | | |
| 4th Quarter | Ahead | 18- 0 | 11- 0 | 7- 0 | | | | |
| | Behind | 4-12 | 2- 4 | 2- 8 | | | | |
| | Tied | 0- 0 | 0- 0 | 0- 0 | | | | |



2015 SEASON SUMMARY

2015 GAME LEADERS

| | TIMES LEAD TEAM | | | DOUBLE FIGURES | | | | SEASON HIGHS | | |
|-------------------------|-----------------|-----|-----|----------------|---------|---------|---------|--------------|-----|-----|
| | PTS | REB | AST | 10+ PTS | 20+ PTS | 10+ REB | 10+ AST | PTS | REB | AST |
| Seimone Augustus | 3 | 0 | 2 | 13 | 3 | 0 | 0 | 24 | 6 | 5 |
| Rebekkah Brunson | 1 | 18 | 2 | 14 | 0 | 10 | 0 | 18 | 18 | 5 |
| Anna Cruz | 0 | 0 | 4 | 6 | 0 | 0 | 0 | 16 | 8 | 8 |
| <i>Damiris Dantas</i> | 0 | 0 | 0 | 3 | 0 | 0 | 0 | 15 | 6 | 3 |
| Sylvia Fowles | 4 | 10 | 0 | 17 | 1 | 7 | 0 | 21 | 14 | 3 |
| <i>Reshanda Gray</i> | 0 | 0 | 0 | 0 | 0 | 0 | 0 | 2 | 3 | 1 |
| Kalana Greene | 0 | 0 | 0 | 0 | 0 | 0 | 0 | 4 | 3 | 3 |
| Asjha Jones | 0 | 0 | 3 | 6 | 0 | 1 | 0 | 16 | 10 | 5 |
| Shae Kelley | 0 | 0 | 0 | 0 | 0 | 0 | 0 | 1 | 2 | 1 |
| Tricia Liston | 1 | 0 | 0 | 4 | 0 | 0 | 0 | 15 | 4 | 3 |
| Renee Montgomery | 0 | 0 | 4 | 5 | 0 | 0 | 0 | 15 | 3 | 9 |
| Maya Moore | 24 | 11 | 7 | 32 | 20 | 5 | 0 | 36 | 11 | 7 |
| <i>Jennifer O'Neill</i> | 0 | 0 | 0 | 1 | 0 | 0 | 0 | 12 | 5 | |
| Devereaux Peters | 0 | 0 | 0 | 1 | 0 | 0 | 0 | 12 | 9 | 4 |
| Lindsay Whalen | 4 | 0 | 19 | 15 | 3 | 1 | 1 | 26 | 10 | 10 |
| <i>Monica Wright</i> | 0 | 0 | 0 | 0 | 0 | 0 | 0 | 5 | 2 | 3 |

2015 BY THE NUMBERS

- 20-4 when scoring 70+ points
- 2-8 when scoring less than 70
- 19-5 when shooting 40%+
- 3-7 when shooting less than 40%
- 18-3 when outshooting their foe
- 18-4 when outrebounding their foe or even
- 14-3 when forcing 13+ turnovers
- 18-0 when leading or tied after 3 quarters
- 11-6 in games decided by 10+ points
- 10-12 when allowing 70+ points
- 12-0 when allowing less than 70
- 8-12 when allowing 40%+
- 14-0 when allowing less than 40%
- 4-9 when being outshot
- 4-8 when being outrebounded
- 8-9 when forcing fewer than 13 turnovers
- 4-12 when trailing after 3 quarters
- 6-2 in games decided by <6 points



2014 TEAM ROSTER



| No. | Player | Pos | Ht | Wt | Birthdate | College | Years |
|-----|------------------|-----|------|-----|--------------------|-------------------|-------|
| 33 | Seimone Augustus | G | 6-0 | 166 | April 30, 1984 | LSU | 8 |
| 32 | Rebekkah Brunson | F | 6-3 | 184 | December 11, 1981 | Georgetown | 10 |
| 33 | Damiris Dantas | F | 6-4 | 190 | November 17, 1992 | Brazil | R |
| 20 | Tricia Liston | F | 6-0 | 181 | February 20, 1991 | Duke | R |
| 4 | Janel McCarville | F/C | 6-2 | 215 | November 3, 1982 | Minnesota | 7 |
| 3 | Nadirah McKenith | G | 5-7 | 155 | September 6, 1991 | St. John's (NY) | 1 |
| 23 | Maya Moore | F | 6-0 | 176 | June 11, 1989 | Connecticut | 3 |
| 14 | Devereaux Peters | F | 6-2 | 167 | October 8, 1989 | Notre Dame | 2 |
| 31 | Asia Taylor | F | 6-1 | 165 | August 22, 1991 | Louisville | R |
| 13 | Lindsay Whalen | G | 5-9 | 161 | May 9, 1982 | Minnesota | 10 |
| 5 | Tan White | G | 5-7 | 154 | September 27, 1982 | Mississippi State | 9 |
| 22 | Monica Wright | G/F | 5-10 | 170 | July 15, 1988 | Virginia | 4 |

Head Coach: Cheryl Reeve (LaSalle)

Assistant Coaches: Jim Petersen (Minnesota), Shelley Patterson (Washington State)

Trainers: Chuck Barta (Wisconsin-La Crosse), Keith Uzpen (Minnesota State-Mankato)

2014 STARTING LINEUPS

| Game #s | Forward | Forward | Center | Guard | Guard | Rec |
|-------------|---------|---------|------------|--------|----------|------|
| 1-12, 14-16 | M.Moore | Dantas | McCarville | Whalen | Augustus | 11-4 |
| 13 | M.Moore | Dantas | McCarville | Whalen | White | 0-1 |
| 17-23 | M.Moore | Dantas | McCarville | Whalen | Wright | 6-1 |
| 24, 33 | M.Moore | Brunson | McCarville | Whalen | Wright | 1-1 |
| 25-32, 34 | M.Moore | Brunson | McCarville | Whalen | Augustus | 7-2 |



2014 FINAL STATISTICS

| PLAYER | G | GS | MIN | Field Goals | | | 3-Point FG | | | Free Throws | | | Rebounds | | | | PF | DQ | STL | TO | BLK | PTS | AVG |
|------------------|-----------|----------|-------------|-------------|-------------|-------------|------------|------------|-------------|-------------|------------|-------------|------------|------------|-------------|------------|------------|----------|------------|------------|------------|-------------|-------------|
| | | | | FG | FGA | PCT | FG | FGA | PCT | FT | FTA | PCT | OFF | DEF | TOT | AST | | | | | | | |
| M. Moore | 34 | 34 | 1181 | 295 | 613 | .481 | 62 | 185 | .335 | 160 | 181 | .884 | 72 | 204 | 276 | 116 | 87 | 0 | 64 | 81 | 28 | 812 | 23.9 |
| Augustus | 24 | 24 | 749 | 170 | 333 | .511 | 12 | 36 | .333 | 44 | 52 | .846 | 13 | 74 | 87 | 58 | 23 | 0 | 10 | 39 | 2 | 396 | 16.5 |
| Whalen | 34 | 34 | 1040 | 180 | 375 | .480 | 1 | 10 | .100 | 117 | 152 | .770 | 21 | 121 | 142 | 189 | 55 | 0 | 29 | 62 | 2 | 478 | 14.1 |
| McCarville | 34 | 34 | 920 | 107 | 234 | .457 | 8 | 24 | .333 | 48 | 65 | .738 | 38 | 126 | 164 | 105 | 79 | 1 | 41 | 58 | 29 | 270 | 7.9 |
| Brunson | 11 | 11 | 303 | 32 | 81 | .395 | 0 | 0 | --- | 15 | 21 | .714 | 27 | 63 | 90 | 17 | 20 | 0 | 3 | 10 | 8 | 79 | 7.2 |
| Dantas | 30 | 23 | 655 | 71 | 139 | .511 | 1 | 1 | 1.000 | 38 | 50 | .760 | 46 | 106 | 152 | 36 | 62 | 0 | 15 | 24 | 11 | 181 | 6.0 |
| Wright | 24 | 3 | 441 | 52 | 124 | .419 | 5 | 18 | .278 | 31 | 42 | .738 | 6 | 46 | 52 | 50 | 51 | 1 | 17 | 36 | 8 | 140 | 5.8 |
| White | 34 | 1 | 604 | 64 | 160 | .400 | 22 | 66 | .333 | 17 | 23 | .739 | 11 | 51 | 62 | 38 | 68 | 0 | 30 | 31 | 5 | 167 | 4.9 |
| Peters | 28 | 0 | 504 | 54 | 122 | .443 | 0 | 0 | --- | 14 | 19 | .737 | 31 | 72 | 103 | 48 | 69 | 0 | 22 | 30 | 28 | 122 | 4.4 |
| A. Taylor | 22 | 0 | 173 | 21 | 40 | .525 | 0 | 0 | --- | 18 | 24 | .750 | 12 | 18 | 30 | 10 | 34 | 0 | 4 | 16 | 0 | 60 | 2.7 |
| Liston | 25 | 0 | 181 | 18 | 45 | .400 | 14 | 30 | .467 | 4 | 6 | .667 | 3 | 25 | 28 | 8 | 13 | 0 | 1 | 3 | 3 | 54 | 2.2 |
| L. Moore | 12 | 0 | 102 | 3 | 15 | .200 | 3 | 9 | .333 | 4 | 6 | .667 | 0 | 9 | 9 | 14 | 9 | 0 | 4 | 3 | 0 | 13 | 1.1 |
| McKenith | 6 | 0 | 24 | 1 | 4 | .250 | 0 | 0 | --- | 2 | 2 | 1.000 | 0 | 4 | 4 | 1 | 2 | 0 | 1 | 1 | 0 | 4 | 0.7 |
| LYNX | 34 | - | 6875 | 1068 | 2285 | .467 | 128 | 379 | .338 | 512 | 643 | .796 | 280 | 919 | 1199 | 690 | 572 | 2 | 241 | 419 | 124 | 2276 | 81.6 |
| OPPONENTS | 34 | - | 6875 | 990 | 2339 | .423 | 216 | 625 | .346 | 428 | 548 | .781 | 308 | 799 | 1107 | 600 | 632 | 2 | 230 | 440 | 140 | 2624 | 77.2 |

| PLAYER | Single-Game Highs | | | | | | | Average Per Game | | | | | | | Career Highs (C=Set, T=Tied This Season) | | | | | | |
|------------------|-------------------|-----------|-----------|-----------|-----------|-----------|------------|------------------|-------------|-------------|-------------|-------------|-------------|-------------|--|-----------|-----------|-----------|-----------|-----------|------------|
| | MIN | REB | AST | ST | TO | BL | PTS | MIN | REB | AST | STL | TO | BLK | PTS | FG | FGA | FT | FTA | REB | AST | PTS |
| M. Moore | 46 | 13 | 7 | 5 | 6 | 4 | 48 | 34.7 | 8.1 | 3.4 | 1.88 | 2.4 | 0.82 | 23.9 | 16C | 30C | 11T | 13C | 16 | 8 | 48C |
| Augustus | 42 | 8 | 6 | 2 | 5 | 1 | 26 | 31.2 | 3.6 | 2.4 | 0.42 | 1.6 | 0.08 | 16.5 | 16 | 28 | 14 | 15 | 9 | 10 | 39 |
| Whalen | 46 | 9 | 10 | 4 | 6 | 2 | 26 | 30.6 | 4.2 | 5.6 | 0.85 | 1.8 | 0.06 | 14.1 | 13 | 23 | 13 | 16 | 12 | 14 | 33 |
| McCarville | 36 | 12 | 8 | 6 | 4 | 3 | 22 | 27.0 | 4.8 | 3.1 | 1.21 | 1.7 | 0.85 | 7.9 | 14 | 22 | 9 | 12 | 13 | 8C | 33 |
| Brunson | 36 | 12 | 3 | 2 | 3 | 2 | 17 | 27.5 | 8.2 | 1.5 | 0.27 | 0.9 | 0.73 | 7.2 | 13 | 18 | 10 | 13 | 20 | 5 | 32 |
| Dantas | 40 | 12 | 5 | 3 | 3 | 2 | 17 | 21.8 | 5.1 | 1.2 | 0.50 | 0.8 | 0.37 | 6.0 | 7C | 10C | 5C | 6C | 12C | 5C | 17C |
| Wright | 32 | 5 | 7 | 5 | 3 | 2 | 17 | 18.4 | 2.2 | 2.1 | 0.71 | 1.5 | 0.33 | 5.8 | 12 | 23 | 9 | 12 | 9 | 7T | 32 |
| White | 35 | 6 | 5 | 4 | 4 | 2 | 17 | 17.8 | 1.8 | 1.1 | 0.88 | 0.9 | 0.15 | 4.9 | 10 | 19 | 11 | 13 | 10 | 7 | 26 |
| Peters | 29 | 10 | 6 | 5 | 3 | 4 | 12 | 18.0 | 3.7 | 1.7 | 0.79 | 1.1 | 1.00 | 4.4 | 6T | 11T | 6 | 8 | 13 | 6T | 18 |
| A. Taylor | 18 | 4 | 2 | 1 | 2 | 0 | 10 | 7.9 | 1.4 | 0.5 | 0.18 | 0.7 | 0.00 | 2.7 | 4C | 6C | 5C | 7C | 4C | 2C | 10C |
| Liston | 19 | 4 | 3 | 1 | 1 | 2 | 9 | 7.2 | 1.1 | 0.9 | 0.04 | 0.1 | 0.12 | 2.2 | 3C | 6C | 2C | 2C | 4C | 3C | 9C |
| L. Moore | 18 | 3 | 3 | 2 | 1 | 0 | 4 | 8.5 | 0.8 | 1.2 | 0.33 | 0.3 | 0.00 | 1.1 | 2 | 5 | 2T | 2T | 3T | 3T | 5 |
| McKenith | 10 | 2 | 1 | 1 | 1 | 0 | 2 | 4.0 | 0.7 | 0.2 | 0.17 | 0.2 | 0.00 | 0.7 | 4 | 8 | 3 | 4 | 4 | 3 | 11 |
| LYNX | 250 | 49 | 29 | 14 | 24 | 10 | 112 | 202.2 | 35.3 | 20.3 | 7.09 | 12.3 | 3.65 | 81.6 | 44 | 95 | 37 | 45 | 53 | 30 | 124 |
| OPPONENTS | 250 | 42 | 26 | 16 | 20 | 10 | 108 | 202.2 | 32.6 | 17.6 | 6.76 | 12.9 | 4.12 | 77.2 | 47 | 96 | 42 | 55 | 56 | 30 | 127 |



2014 OFFENSIVE GAME-BY-GAME STATISTICS

| Date | Opponent | W/L | Field Goals | | | 3-Point FG | | | Free Throws | | | Rebounds | | | OFF | DEF | TOT | AST | PF | STL | TO | BLK | PTS |
|------------------------|---------------|-----------|--------------|-------------|-------------|-------------|------------|-------------|-------------|-------------|-------------|-------------|------------|-------------|-------------|-------------|-------------|------------|-------------|------------|----|-------------|-----|
| | | | G | MIN | FG | FGA | PCT | FG | FGA | PCT | FG | FGA | PCT | FT | | | | | | | | | |
| May 16 | @ Washington | W | 1200 | 34 | 69 | .493 | 3 | 10 | .300 | 18 | 27 | .667 | 11 | 33 | 44 | 24 | 11 | 5 | 10 | 3 | | 89 | |
| May 18 | CONNECTICUT | W | 1225 | 35 | 73 | .479 | 4 | 10 | .400 | 16 | 19 | .842 | 10 | 28 | 38 | 18 | 17 | 14 | 24 | 3 | | 90 | |
| May 23 | @ Tulsa | W | 1200 | 35 | 66 | .530 | 6 | 11 | .545 | 18 | 22 | .818 | 8 | 27 | 35 | 17 | 21 | 5 | 14 | 0 | | 94 | |
| May 24 | NEW YORK | W | 1200 | 30 | 65 | .462 | 6 | 12 | .500 | 21 | 24 | .875 | 6 | 22 | 28 | 19 | 15 | 9 | 12 | 2 | | 87 | |
| May 26 | @ Chicago | W | 1200 | 29 | 68 | .426 | 2 | 8 | .250 | 15 | 16 | .938 | 8 | 31 | 39 | 16 | 13 | 8 | 8 | 0 | | 75 | |
| May 30 | SAN ANTONIO | W | 1200 | 33 | 66 | .500 | 4 | 10 | .400 | 18 | 24 | .750 | 9 | 26 | 35 | 18 | 17 | 11 | 11 | 3 | | 88 | |
| June 1 | @ San Antonio | W | 1200 | 36 | 69 | .522 | 5 | 14 | .357 | 10 | 13 | .769 | 9 | 25 | 34 | 24 | 17 | 7 | 11 | 2 | | 87 | |
| June 6 | @ Seattle | L | 1200 | 25 | 60 | .417 | 1 | 13 | .077 | 11 | 12 | .917 | 7 | 23 | 30 | 11 | 16 | 9 | 13 | 2 | | 62 | |
| June 8 | @ Los Angeles | W | 1200 | 32 | 69 | .464 | 2 | 10 | .200 | 19 | 25 | .760 | 11 | 26 | 37 | 19 | 18 | 8 | 15 | 3 | | 85 | |
| June 13 | @ Atlanta | L | 1200 | 28 | 67 | .418 | 6 | 21 | .286 | 20 | 22 | .909 | 9 | 27 | 36 | 22 | 20 | 9 | 13 | 3 | | 82 | |
| June 15 | PHOENIX | L | 1200 | 30 | 75 | .400 | 6 | 20 | .300 | 6 | 9 | .667 | 10 | 25 | 35 | 18 | 15 | 5 | 10 | 1 | | 72 | |
| June 17 | @ Los Angeles | W | 1200 | 37 | 58 | .638 | 7 | 13 | .538 | 13 | 19 | .684 | 6 | 22 | 28 | 26 | 20 | 8 | 16 | 2 | | 94 | |
| June 18 | @ Phoenix | L | 1200 | 33 | 70 | .471 | 3 | 16 | .188 | 10 | 12 | .833 | 4 | 18 | 22 | 16 | 18 | 6 | 6 | 4 | | 79 | |
| June 20 | WASHINGTON | W | 1200 | 32 | 69 | .464 | 5 | 10 | .500 | 6 | 7 | .857 | 7 | 31 | 38 | 22 | 17 | 7 | 10 | 3 | | 75 | |
| June 22 | INDIANA | W | 1200 | 31 | 54 | .574 | 2 | 6 | .333 | 19 | 21 | .905 | 1 | 24 | 25 | 20 | 16 | 8 | 19 | 6 | | 83 | |
| June 27 | @ Seattle | L | 1200 | 27 | 68 | .397 | 3 | 10 | .300 | 14 | 21 | .667 | 9 | 19 | 28 | 12 | 18 | 8 | 6 | 2 | | 71 | |
| June 29 | SEATTLE | W | 1200 | 28 | 64 | .438 | 1 | 9 | .111 | 17 | 20 | .850 | 11 | 30 | 41 | 22 | 11 | 11 | 19 | 7 | | 74 | |
| July 3 | SAN ANTONIO | W | 1200 | 28 | 63 | .444 | 7 | 13 | .538 | 28 | 34 | .824 | 6 | 22 | 28 | 21 | 21 | 9 | 7 | 4 | | 91 | |
| July 6 | @ New York | L | 1200 | 31 | 70 | .443 | 5 | 14 | .357 | 13 | 17 | .765 | 9 | 22 | 31 | 20 | 13 | 10 | 11 | 3 | | 80 | |
| July 8 | LOS ANGELES | W | 1200 | 33 | 61 | .541 | 3 | 10 | .300 | 14 | 15 | .933 | 1 | 32 | 33 | 27 | 18 | 3 | 8 | 10 | | 83 | |
| July 10 | @ Tulsa | W | 1200 | 33 | 60 | .550 | 3 | 12 | .250 | 22 | 28 | .786 | 7 | 28 | 35 | 26 | 17 | 7 | 13 | 1 | | 91 | |
| July 13 | SEATTLE | W | 1200 | 31 | 65 | .477 | 3 | 9 | .333 | 12 | 16 | .750 | 12 | 34 | 46 | 21 | 18 | 8 | 17 | 7 | | 77 | |
| July 16 | TULSA | W | 1200 | 34 | 70 | .486 | 2 | 10 | .200 | 23 | 27 | .852 | 8 | 23 | 31 | 21 | 22 | 11 | 8 | 5 | | 93 | |
| July 22 | ATLANTA | W | 1250 | 42 | 86 | .488 | 8 | 14 | .571 | 20 | 23 | .870 | 9 | 35 | 44 | 29 | 25 | 6 | 23 | 8 | | 112 | |
| July 25 | SAN ANTONIO | W | 1200 | 36 | 66 | .545 | 1 | 9 | .111 | 15 | 18 | .833 | 7 | 27 | 34 | 23 | 15 | 4 | 11 | 8 | | 88 | |
| July 27 | @ Connecticut | W | 1200 | 31 | 64 | .484 | 4 | 6 | .667 | 10 | 15 | .667 | 9 | 32 | 41 | 21 | 16 | 8 | 12 | 3 | | 76 | |
| July 31 | PHOENIX | W | 1200 | 29 | 77 | .377 | 4 | 11 | .364 | 13 | 20 | .650 | 11 | 37 | 48 | 19 | 22 | 8 | 13 | 5 | | 75 | |
| August 2 | @ Tulsa | W | 1200 | 33 | 69 | .478 | 6 | 11 | .545 | 12 | 12 | 1.000 | 8 | 30 | 38 | 23 | 14 | 6 | 14 | 3 | | 84 | |
| August 5 | @ Indiana | W | 1200 | 27 | 68 | .397 | 1 | 11 | .091 | 11 | 13 | .846 | 13 | 28 | 41 | 18 | 15 | 3 | 12 | 4 | | 66 | |
| August 7 | CHICAGO | W | 1200 | 28 | 71 | .394 | 0 | 7 | .000 | 18 | 28 | .643 | 8 | 27 | 35 | 18 | 9 | 8 | 6 | 6 | | 74 | |
| August 9 | @ Phoenix | L | 1200 | 32 | 66 | .485 | 6 | 11 | .545 | 10 | 13 | .769 | 7 | 27 | 34 | 12 | 17 | 4 | 11 | 3 | | 80 | |
| August 12 | LOS ANGELES | L | 1200 | 27 | 63 | .429 | 2 | 9 | .222 | 7 | 9 | .778 | 5 | 25 | 30 | 22 | 12 | 3 | 11 | 0 | | 63 | |
| August 15 | @ San Antonio | L | 1200 | 28 | 61 | .459 | 5 | 10 | .500 | 15 | 17 | .882 | 6 | 22 | 28 | 21 | 22 | 0 | 14 | 1 | | 76 | |
| August 16 | TULSA | W | 1200 | 30 | 75 | .400 | 2 | 9 | .222 | 18 | 25 | .720 | 18 | 31 | 49 | 24 | 16 | 5 | 11 | 7 | | 80 | |
| Season Totals | | 34 | 6875 | 1068 | 2285 | .467 | 128 | 379 | .338 | 512 | 643 | .796 | 280 | 919 | 1199 | 690 | 572 | 241 | 419 | 124 | | 2776 | |
| Season Averages | | | 202.2 | 31.4 | 67.2 | | 3.8 | 11.1 | | 15.1 | 18.9 | | 8.2 | 27.0 | 35.3 | 20.3 | 16.8 | 7.1 | 12.3 | 3.6 | | 81.6 | |



2014 DAY-BY-DAY STATISTICS

| Date | Opponent | Score | Home | Road | Total | High Scoring | High Rebounds | High Assists | Opponent Scoring | Attendance |
|-----------|---------------|-------------------|------|------|-------|------------------------|-------------------------------|-------------------------------|--------------------------|------------|
| May 16 | @ Washington | (W) 89-77 | 0-0 | 1-0 | 1-0 | M. Moore (34) | Dantas (12) | Whalen (8) | Latta (25) | 7,395 |
| May 18 | CONNECTICUT | (W) 90-87 (OT) | 1-0 | 1.0 | 2-0 | M. Moore (33) | M. Moore (12) | Whalen (4) | Ogwumike (25) | 9,434 |
| May 23 | @ Tulsa | (W) 94-93 | 1-0 | 2-0 | 3-0 | M. Moore (38) | M. Moore (13) | Whalen (5) | Diggins (21) | 7,256 |
| May 24 | NEW YORK | (W) 87-82 | 2-0 | 2-0 | 4-0 | M. Moore (30) | Dantas (8) | McCarville (6) | Charles (24) | 8,323 |
| May 26 | @ Chicago | (W) 75-72 | 2-0 | 3-0 | 5-0 | Whalen (22) | McCarville (12) | Whalen (4) | Breland/Delle Donne (16) | 6,058 |
| May 30 | SAN ANTONIO | (W) 88-72 | 3-0 | 3-0 | 6-0 | M. Moore (26) | M. Moore (9) | M. Moore/McCarville (5) | Perkins (15) | 8,734 |
| June 1 | @ San Antonio | (W) 87-79 | 3-0 | 4-0 | 7-0 | Augustus (25) | M. Moore (9) | Whalen (10) | Perkins (16) | 5,098 |
| June 6 | @ Seattle | (L) 62-65 | 3-0 | 4-1 | 7-1 | Augustus/M. Moore (12) | Dantas (8) | Tied with (2), Langhorne (13) | Wright (13) | 6,836 |
| June 8 | @ Los Angeles | (W) 85-72 | 3-0 | 5-1 | 8-1 | Augustus (26) | M. Moore (13) | Whalen (7) | Parker (24) | 8,770 |
| June 13 | @ Atlanta | (L) 82-85 | 3-0 | 5-2 | 8-2 | Whalen (22) | M. Moore (9) | Augustus (6) | McCoughtry (23) | 6,684 |
| June 15 | PHOENIX | (L) 72-80 | 3-1 | 5-2 | 8-3 | M. Moore (14) | Dantas (12) | Whalen (5) | Taurasi (21) | 8,957 |
| June 17 | @ Los Angeles | (W) 94-77 | 3-1 | 6-2 | 9-3 | M. Moore (31) | Peters (6) | McCarville (8) | Beard (18) | 9,636 |
| June 18 | @ Phoenix | (L) 79-92 | 3-1 | 6-3 | 9-4 | M. Moore (36) | Whalen/M. Moore (4) | Whalen (5) | Griner (27) | 8,963 |
| June 20 | WASHINGTON | (W) 75-65 | 4-1 | 6-3 | 10-4 | M. Moore (20) | M. Moore (10) | Whalen/M. Moore (7) | Lawson (14) | 8,813 |
| June 22 | INDIANA | (W) 83-77 | 5-1 | 6-3 | 11-4 | M. Moore (25) | Peters/M. Moore (6) | Whalen (5) | Christmas (18) | 8,704 |
| June 27 | @ Seattle | (L) 71-81 | 5-1 | 6-4 | 11-5 | M. Moore (20) | M. Moore (10) | Whalen (4) | Little (31) | 6,547 |
| June 29 | SEATTLE | (W) 74-69 | 6-1 | 6-4 | 12-5 | McCarville (22) | M. Moore (8) | M. Moore (7) | Bird (21) | 8,814 |
| July 3 | SAN ANTONIO | (W) 91-84 | 7-1 | 6-4 | 13-5 | Whalen (22) | McCarville (9) | Whalen (7) | McBride (17) | 7,622 |
| July 6 | @ New York | (L) 80-87 | 7-1 | 6-5 | 13-6 | M. Moore (25) | M. Moore (8) | Whalen (5) | Charles (32) | 8,151 |
| July 8 | LOS ANGELES | (W) 83-72 | 8-1 | 6-5 | 14-6 | M. Moore (30) | Whalen (9) | Peters (6) | Lavender (17) | 7,920 |
| July 10 | @ Tulsa | (W) 91-85 | 8-1 | 7-5 | 15-6 | M. Moore (33) | M. Moore (11) | Whalen (10) | Diggins (21) | 4,961 |
| July 13 | SEATTLE | (W) 77-60 | 9-1 | 7-5 | 16-6 | M. Moore (26) | M. Moore (12) | Whalen (7) | Little (17) | 9,114 |
| July 16 | TULSA | (W) 93-82 | 10-1 | 7-5 | 17-6 | M. Moore (32) | Dantas (11) | Whalen/M. Moore (5) | Diggins (19) | 16,413 |
| July 22 | ATLANTA | (W) 112-108 (2OT) | 11-1 | 7-5 | 18-6 | M. Moore (48) | Brunson (12) | Whalen (9) | Lyttle (26) | 9,332 |
| July 25 | SAN ANTONIO | (W) 88-78 | 12-1 | 7-5 | 19-6 | Augustus (17) | M. Moore (8) | Augustus (6) | Robinson (15) | 9,104 |
| July 27 | @ Connecticut | (W) 76-65 | 12-1 | 8-5 | 20-6 | M. Moore (17) | Brunson (10) | M. Moore (4) | Bone (15) | 8,019 |
| July 31 | PHOENIX | (W) 75-67 | 13-1 | 8-5 | 21-6 | M. Moore (20) | Brunson (12) | Whalen/McCarville (5) | Griner (18) | 9,513 |
| August 2 | @Tulsa | (W) 84-75 | 13-1 | 9-5 | 22-6 | M. Moore (40) | Brunson (9) | Whalen (7) | Sims (25) | 6,339 |
| August 5 | @ Indiana | (W) 66-64 | 13-1 | 10-5 | 23-6 | Augustus (18) | M. Moore (12) | M. Moore (6) | Christmas (15) | 6,556 |
| August 7 | CHICAGO | (W) 74-64 | 14-1 | 10-5 | 24-6 | M. Moore (17) | Brunson (6) | Augustus (5) | Quigley (20) | 9,222 |
| August 9 | @ Phoenix | (L) 80-82 | 14-1 | 10-6 | 24-7 | M. Moore (30) | Brunson (7) | Whalen/McCarville (4) | Taurasi (24) | 12,370 |
| August 12 | LOS ANGELES | (L) 63-71 | 14-2 | 10-6 | 24-8 | M. Moore (20) | M. Moore/Brunson (7) | Whalen (5) | Toliver (29) | 9,132 |
| August 15 | @ San Antonio | (L) 76-92 | 14-2 | 10-7 | 24-9 | M. Moore (20) | Peters/McCarville/Brunson (6) | Whalen (6) | Perkins (23) | 12,659 |
| August 16 | TULSA | (W) 80-63 | 15-2 | 10-7 | 25-9 | M. Moore (19) | M. Moore (12) | Whalen (9) | Sims (31) | 9,505 |



2014 SEASON SUPERLATIVES

LYNX INDIVIDUAL HIGHS

| | | |
|------------------------------|-------|--|
| Points | 48 | Maya Moore vs. Atlanta (7/22/14) (20T) |
| Field Goals Made | 16 | Maya Moore vs. Atlanta (7/22/14) (20T) |
| Field Goals Attempted | 30 | Maya Moore vs. Atlanta (7/22/14) (20T) |
| Field Goal Pct. (Min. 8 FGM) | .750 | (12-16) Maya Moore at Los Angeles (6/17/14) |
| 3-Pt Field Goals Made | 7 | Maya Moore vs. Atlanta (7/22/14) (20T) |
| 3-Pt Field Goals Attempted | 10 | Maya Moore at Phoenix (6/18/14) |
| Free Throws Made | 11 | Maya Moore vs. Tulsa (7/16/14) |
| Free Throws Attempted | 13 | Maya Moore vs. Tulsa (7/16/14) |
| Free Throw Pct. (Min. 8 FTM) | 1.000 | (8-8) Maya Moore at Tulsa (7/10/14); Maya Moore at Tulsa (8/2/14) |
| Total Rebounds | 13 | Maya Moore at Tulsa (5/23/14); Maya Moore at Los Angeles (6/8/14) |
| Offensive Rebounds | 6 | Damiris Dantas at Los Angeles (6/8/14); Dantas vs. Phoenix (6/15/14) |
| Defensive Rebounds | 11 | Rebekkah Brunson vs. Phoenix (7/31/14) |
| Assists | 10 | Lindsay Whalen at San Antonio (6/1/14); Whalen at Tulsa (7/10/14) |
| Steals | 6 | Janel McCarville at Los Angeles (6/8/14) |
| Turnovers | 6 | (5x) MR: Maya Moore at Tulsa (8/2/14) |
| Blocked Shots | 4 | Maya Moore vs. Seattle (6/29/14); Peters vs. San Antonio (7/25/14) |
| Minutes Played | 45:53 | Maya Moore vs. Atlanta (7/22/14) (20T) |

OPPONENT INDIVIDUAL HIGHS

| | | |
|------------------------------|-------|---|
| Points | 32 | Tina Charles at New York (7/6/14) |
| Field Goals Made | 14 | Tina Charles at New York (7/6/14) |
| Field Goals Attempted | 27 | Odyssey Sims vs. Tulsa (8/16/14) |
| Field Goal Pct. (Min. 8 FGM) | .733 | (11-15) Brittney Griner at Phoenix (6/18/14); Little at Seattle (6/27/14) |
| 3-Pt Field Goals Made | 7 | Ivory Latta at Washington (5/16/14) |
| 3-Pt Field Goals Attempted | 13 | Shoni Schimmel vs. Atlanta (7/22/14) (20T) |
| Free Throws Made | 8 | Tiffany Hayes vs. Atlanta (7/22/14) (20T) |
| Free Throws Attempted | 11 | Skylar Diggins at Tulsa (5/23/14) |
| Free Throw Pct. (Min. 8 FTM) | .889 | (8-9) Tiffany Hayes vs. Atlanta (7/22/14) (20T) |
| Total Rebounds | 18 | Brittney Griner at Phoenix (6/18/14) |
| Offensive Rebounds | 7 | Tina Charles vs. New York (5/24/14) |
| Defensive Rebounds | 13 | Brittney Griner at Phoenix (6/18/14) |
| Assists | 12 | Danielle Robinson at San Antonio (6/1/14); Diggins at Tulsa (7/10/14) |
| Steals | 5 | Karima Christmas vs. Indiana (6/22/14); Diggins at Tulsa (7/10/14) |
| Turnovers | 6 | Glory Johnson vs. Tulsa (7/16/14) |
| Blocked Shots | 4 | Brittney Griner vs. Phoenix (6/15/14); Griner vs. Phoenix (7/31/14) |
| Minutes Played | 46:35 | Sancho Lyttle vs. Atlanta (7/22/14) (20T) |

LYNX HIGHS

| | | |
|------------------|-----|---------------------------|
| Points, Game | 112 | vs. Atlanta (7/22/14) 20T |
| Points, 1st Half | 60 | at Tulsa (5/23/14) |
| Points, 2nd Half | 53 | vs. Tulsa (7/16/14) |

| | | |
|---------------------|----|---------------------------|
| Points, 1st Quarter | 35 | at Tulsa (5/23/14) |
| Points, 2nd Quarter | 29 | at Tulsa (7/10/14) |
| Points, 3rd Quarter | 33 | vs. San Antonio (5/30/14) |
| Points, 4th Quarter | 32 | vs. San Antonio (7/3/14) |
| Points, Overtime | 14 | vs. Atlanta (7/22/14) 2nd |

| | | |
|------------------|------|----------------------------------|
| Field Goals Made | 42 | vs. Atlanta (7/22/14) 20T |
| Field Goals Att. | 86 | vs. Atlanta (7/22/14) 20T |
| Field Goal Pct. | .638 | (37-58) at Los Angeles (6/17/14) |

| | | |
|-----------------------|------|--------------------------------|
| 3-Pt Field Goals Made | 8 | vs. Atlanta (7/22/14) 20T |
| 3-Pt Field Goals Att. | 21 | at Atlanta (6/13/14) |
| 3-Pt Field Goal Pct. | .667 | (4-6) at Connecticut (7/27/14) |

| | | |
|------------------|-------|---------------------------|
| Free Throws Made | 28 | vs. San Antonio (7/3/14) |
| Free Throws Att. | 34 | vs. San Antonio (7/3/14) |
| Free Throw Pct. | 1.000 | (12-12) at Tulsa (8/2/14) |

| | | |
|--------------------|----|-----------------------|
| Total Rebounds | 49 | vs. Tulsa (8/16/14) |
| Offensive Rebounds | 18 | vs. Tulsa (8/16/14) |
| Defensive Rebounds | 37 | vs. Phoenix (7/31/14) |

| | | |
|----------------|----|------------------------------|
| Assists | 29 | vs. Atlanta (7/22/14) 20T |
| Steals | 14 | vs. Connecticut (5/18/14) OT |
| Turnovers | 24 | vs. Connecticut (5/18/14) OT |
| Blocked Shots | 10 | vs. Los Angeles (7/8/14) |
| Personal Fouls | 25 | vs. Atlanta (7/22/14) 20T |

LYNX LOWS

| | | |
|------------------|----|----------------------|
| Points | 62 | at Seattle (6/6/14) |
| Points, 1st Half | 26 | at Seattle (6/27/14) |
| Points, 2nd Half | 22 | at Seattle (6/6/14) |

| | | |
|---------------------|----|---------------------------|
| Points, 1st Quarter | 12 | vs. Phoenix (6/15/14) |
| Points, 2nd Quarter | 11 | at Seattle (6/27/14) |
| Points, 3rd Quarter | 8 | vs. Los Angeles (7/8/14) |
| Points, 4th Quarter | 9 | at Los Angeles (6/17/14) |
| Points, Overtime | 9 | vs. Atlanta (7/22/14) 1st |

| | | |
|------------------|------|-------------------------------|
| Field Goals Made | 25 | at Seattle (6/6/14) |
| Field Goals Att. | 54 | vs. Indiana (6/22/14) |
| Field Goal Pct. | .377 | (29-77) vs. Phoenix (7/31/14) |

| | | |
|-----------------------|------|----------------------------|
| 3-Pt Field Goals Made | 0 | vs. Chicago (8/7/14) |
| 3-Pt Field Goals Att. | 6 | at Connecticut (7/27/14) |
| 3-Pt Field Goal Pct. | .000 | (0-7) vs. Chicago (8/7/14) |

| | | |
|------------------|------|-----------------------------------|
| Free Throws Made | 6 | (2x) MR: vs. Washington (6/20/14) |
| Free Throws Att. | 7 | vs. Washington (6/20/14) |
| Free Throw Pct. | .643 | (18-28) vs. Chicago (8/7/14) |

| | | |
|--------------------|----|-----------------------------------|
| Total Rebounds | 22 | at Phoenix (6/18/14) |
| Offensive Rebounds | 1 | (2x) MR: vs. Los Angeles (7/8/14) |
| Defensive Rebounds | 18 | at Phoenix (6/18/14) |

| | | |
|----------------|----|------------------------------------|
| Assists | 11 | at Seattle (6/6/14) |
| Steals | 0 | at San Antonio (8/15/14) |
| Turnovers | 6 | (3x) MR: vs. Chicago (8/7/14) |
| Blocked Shots | 0 | (3x) MR: vs. Los Angeles (8/12/14) |
| Personal Fouls | 9 | vs. Chicago (8/7/14) |

OPPONENT HIGHS

| | | |
|------------------|-----|---------------------------|
| Points, Game | 108 | vs. Atlanta (7/22/14) 20T |
| Points, 1st Half | 52 | at Phoenix (6/18/14) |
| Points, 2nd Half | 49 | vs. San Antonio (7/3/14) |

| | | |
|---------------------|----|------------------------------------|
| Points, 1st Quarter | 28 | at San Antonio (6/1/14) |
| Points, 2nd Quarter | 28 | at Los Angeles (6/17/14) |
| Points, 3rd Quarter | 25 | (2x) MR: vs. San Antonio (7/25/14) |
| Points, 4th Quarter | 30 | vs. San Antonio (7/3/14) |
| Points, Overtime | 10 | vs. Atlanta (7/22/14) 2nd |

| | | |
|------------------|------|-------------------------------|
| Field Goals Made | 42 | vs. Atlanta (7/22/14) 20T |
| Field Goals Att. | 93 | vs. Atlanta (7/22/14) 20T |
| Field Goal Pct. | .525 | (31-59) vs. Phoenix (6/15/14) |

| | | |
|-----------------------|------|-----------------------------|
| 3-Pt Field Goals Made | 14 | vs. San Antonio (5/30/14) |
| 3-Pt Field Goals Att. | 33 | vs. Atlanta (7/22/14) 20T |
| 3-Pt Field Goal Pct. | .600 | (9-15) at Atlanta (6/13/14) |

| | | |
|------------------|-------|------------------------------|
| Free Throws Made | 24 | vs. Tulsa (7/16/14) |
| Free Throws Att. | 28 | vs. Tulsa (7/16/14) |
| Free Throw Pct. | 1.000 | (13-13) at Phoenix (6/18/14) |

| | | |
|--------------------|----|-------------------------------|
| Total Rebounds | 42 | vs. Los Angeles (7/8/14) |
| Offensive Rebounds | 20 | vs. Los Angeles (7/8/14) |
| Defensive Rebounds | 31 | (2x) MR: vs. Chicago (8/7/14) |

| | | |
|----------------|----|------------------------------|
| Assists | 26 | vs. Atlanta (7/22/14) 20T |
| Steals | 16 | vs. Connecticut (5/18/14) OT |
| Turnovers | 20 | vs. Connecticut (5/18/14) OT |
| Blocked Shots | 10 | (2x) MR: vs. Tulsa (8/16/14) |
| Personal Fouls | 24 | (3x) MR: vs. Tulsa (8/16/14) |

OPPONENT LOWS

| | | |
|------------------|----|------------------------------|
| Points | 60 | vs. Seattle (7/13/14) |
| Points, 1st Half | 24 | vs. Chicago (8/7/14) |
| Points, 2nd Half | 20 | (2x) MR: vs. Tulsa (8/16/14) |

| | | |
|---------------------|----|------------------------------------|
| Points, 1st Quarter | 10 | (2x) MR: at Tulsa (8/2/14) |
| Points, 2nd Quarter | 10 | at Connecticut (7/27/14) |
| Points, 3rd Quarter | 10 | vs. San Antonio (5/30/14) |
| Points, 4th Quarter | 5 | vs. Tulsa (8/16/14) |
| Points, Overtime | 9 | (2x) MR: vs. Atlanta (7/22/14) 1st |

| | | |
|------------------|------|-----------------------------|
| Field Goals Made | 22 | at Seattle (6/6/14) |
| Field Goals Att. | 56 | at Seattle (6/6/14) |
| Field Goal Pct. | .315 | (23-73) vs. Tulsa (8/16/14) |

| | | |
|-----------------------|------|-----------------------------|
| 3-Pt Field Goals Made | 1 | at New York (7/6/14) |
| 3-Pt Field Goals Att. | 8 | at Los Angeles (6/17/14) |
| 3-Pt Field Goal Pct. | .100 | (1-10) at New York (7/6/14) |

| | | |
|------------------|------|----------------------------|
| Free Throws Made | 3 | vs. Chicago (8/7/14) |
| Free Throws Att. | 4 | vs. San Antonio (7/25/14) |
| Free Throw Pct. | .500 | (3-6) vs. Chicago (8/7/14) |

| | | |
|--------------------|----|--------------------------|
| Total Rebounds | 23 | at San Antonio (6/1/14) |
| Offensive Rebounds | 2 | vs. Phoenix (7/31/14) |
| Defensive Rebounds | 12 | at Los Angeles (6/17/14) |

| | | |
|----------------|----|--------------------------|
| Assists | 10 | at Tulsa (8/2/14) |
| Steals | 2 | at Phoenix (6/18/14) |
| Turnovers | 7 | at San Antonio (8/15/14) |
| Blocked Shots | 0 | at Tulsa (5/23/14) |
| Personal Fouls | 10 | vs. Washington (6/20/14) |



2014 SEASON SUMMARY

| | RECORD | HOME | ROAD | OT |
|----------------|--------|------|------|-----|
| OVERALL | 25-9 | 15-2 | 10-7 | 2-0 |
| EASTERN | 10-2 | 6-0 | 4-2 | 2-0 |
| WESTERN | 15-7 | 9-2 | 6-5 | |

TEAM WINNING & LOSING STREAKS:

| | OVERALL | HOME | ROAD |
|-------|---|---|--|
| Long: | Win (1) Win (11) Loss (3) | Win (1) Win (11) Loss (1) | Loss (2) Win (4) Loss (3) |
| Last: | Win: August 16 vs. Tulsa (80-63) Loss: August 15 @ San Antonio (76-92) | Win: August 16 vs. Tulsa (80-63) Loss: August 12 vs. Los Angeles (63-71) | Win: August 5 @ Indiana (66-64) Loss: August 15 @ San Antonio (76-92) |

| MONTH | W/L | OFFENSE | DEFENSE | VS. OPPONENT | HOME ATTENDANCE |
|------------------|-----|---------|---------|--------------|-----------------------|
| May | 6-0 | 70+24-7 | 70+17-8 | .500+10-4 | 17 Games |
| June | 6-5 | 70<1-2 | 70<8-1 | .500<14-5 | Total: 158,656 |
| July | 9-1 | | | | Average: 9,333 |
| August | 4-3 | | | | 16,413 High |
| September | 0-0 | | | | |

| MARGINS | 1 | 2 | 3 | 4 | 5 | 6 | 7 | 8 | 9 | 10 | 11 | 12 | 13 | 14 | 15 | 16 | 17 | 18 | 19 | 20 | 21 | 22 | 23 | 24 | 25 | 26 | 27 | 28 | 29 | 30+ |
|-----------------|---|---|---|---|---|---|---|---|---|----|----|----|----|----|----|----|----|----|----|----|----|----|----|----|----|----|----|----|----|-----|
| WON BY: | 1 | 1 | 2 | 1 | 2 | 2 | 1 | 2 | 1 | 3 | 3 | 1 | 1 | | | 1 | 3 | | | | | | | | | | | | | |
| LOST BY: | | 1 | 2 | | | | 1 | 2 | | 1 | | | 1 | | | 1 | | | | | | | | | | | | | | |

| At Start Of: | | OVERALL | HOME | ROAD | ROAD | FG% | OVERALL | HOME-ROAD |
|--------------------|---------|---------|------|------|--------|------|---------|-----------|
| 2nd Quarter | Ahead: | 18-5 | 11-1 | 7-4 | -44% | 7-6 | 5-2 | 2-4 |
| | Behind: | 6-4 | 4-1 | 2-3 | 45-49% | 10-3 | 6-0 | 4-3 |
| | Tied: | 1-0 | 0-0 | 1-1 | 50-54% | 5-0 | 3-0 | 2-0 |
| 3rd Quarter | Ahead | 20-2 | 11-1 | 9-1 | 55-59% | 2-0 | 1-0 | 1-0 |
| | Behind | 5-6 | 4-1 | 1-5 | +60% | 1-0 | 0-0 | 1-0 |
| | Tied | 0-1 | 0-0 | 0-1 | | | | |
| 4th Quarter | Ahead | 21-3 | 12-1 | 9-2 | | | | |
| | Behind | 3-6 | 3-1 | 0-5 | | | | |
| | Tied | 1-0 | 0-0 | 1-0 | | | | |



2014 SEASON SUMMARY

2014 GAME LEADERS

| | TIMES LEAD TEAM | | | DOUBLE FIGURES | | | | SEASON HIGHS | | |
|------------------|-----------------|-----|-----|----------------|---------|---------|---------|--------------|-----|-----|
| | PTS | REB | AST | 10+ PTS | 20+ PTS | 10+ REB | 10+ AST | PTS | REB | AST |
| Seimone Augustus | 5 | 0 | 3 | 21 | 5 | 0 | 0 | 26 | 8 | 6 |
| Rebekkah Brunson | 0 | 8 | 0 | 4 | 0 | 3 | 0 | 17 | 12 | 3 |
| Damiris Dantas | 0 | 5 | 0 | 8 | 0 | 4 | 0 | 17 | 12 | 5 |
| Tricia Liston | 0 | 0 | 0 | 0 | 0 | 0 | 0 | 9 | 4 | 3 |
| Janel McCarville | 1 | 3 | 6 | 10 | 1 | 1 | 0 | 22 | 12 | 8 |
| Nadirah McKeith | 0 | 0 | 0 | 0 | 0 | 0 | 0 | 2 | 2 | 1 |
| Maya Moore | 26 | 18 | 6 | 34 | 22 | 10 | 0 | 48 | 13 | 7 |
| Devereaux Peters | 0 | 3 | 1 | 3 | 0 | 1 | 0 | 12 | 10 | 6 |
| Asia Taylor | 0 | 0 | 1 | 1 | 0 | 0 | 0 | 10 | 4 | 2 |
| Lindsay Whalen | 3 | 2 | 24 | 28 | 7 | 0 | 2 | 26 | 9 | 10 |
| Tan White | 0 | 0 | 0 | 4 | 0 | 0 | 0 | 17 | 6 | 5 |
| Monica Wright | 0 | 0 | 0 | 4 | 0 | 0 | 0 | 17 | 5 | 7 |

2014 BY THE NUMBERS

17-3 when scoring 80+ points
 8-6 when scoring less than 80
 18-3 when shooting 45%+
 7-6 when shooting less than 45%
 22-2 when outshooting their foe
 20-3 when outrebounding their foe or even
 22-3 when leading or tied after 3 quarters
 12-3 in games decided by 10+ points

7-7 when allowing 80+ points
 18-2 when allowing less than 80
 16-8 when allowing 40%+
 9-1 when allowing less than 40%
 3-7 when being outshot
 5-6 when being outrebounded
 3-6 when trailing after 3 quarters
 8-3 in games decided by <6 points



2013 TEAM ROSTER



| No. | Player | Pos | Ht | Wt | Birthdate | College | Years |
|-----|-------------------|-----|------|-----|-------------------|-------------|-------|
| 33 | Seimone Augustus | G | 6-0 | 166 | April 30, 1984 | LSU | 7 |
| 32 | Rebekkah Brunson | F | 6-3 | 184 | December 11, 1981 | Georgetown | 9 |
| 6 | Amber Harris | F | 6-5 | 202 | January 16, 1988 | Xavier | 2 |
| 12 | Rachel Jarry | G/F | 6-1 | 176 | December 21, 1991 | Australia | R |
| 4 | Janel McCarville | F/C | 6-2 | 215 | November 3, 1982 | Minnesota | 6 |
| 00 | Lindsey Moore | G | 5-8 | 153 | June 3, 1991 | Nebraska | R |
| 23 | Maya Moore | F | 6-0 | 176 | June 11, 1989 | Connecticut | 2 |
| 14 | Devereaux Peters | F | 6-2 | 167 | October 8, 1989 | Notre Dame | 1 |
| 15 | Ta'Shauna Rodgers | G | 5-9 | 160 | December 8, 1989 | Georgetown | R |
| 13 | Lindsay Whalen | G | 5-9 | 161 | May 9, 1982 | Minnesota | 9 |
| 22 | Monica Wright | G/F | 5-10 | 170 | July 15, 1988 | Virginia | 3 |

Head Coach: Cheryl Reeve (LaSalle)

Assistant Coaches: Jim Petersen (Minnesota), Shelley Patterson (Washington State)

Trainers: Chuck Barta (Wisconsin-La Crosse), Keith Uzpen (Minnesota State-Mankato)

2013 STARTING LINEUPS

| Game #s | Forward | Forward | Center | Guard | Guard | Rec |
|-------------------------|------------|----------|------------|----------|----------|------|
| 1-5, 7-11, 15-20, 24-34 | M. Moore | Brunson | McCarville | Augustus | Whalen | 22-5 |
| 6 | McCarville | Augustus | Brunson | Whalen | M. Moore | 1-0 |
| 12, 13, 14 | M. Moore | Brunson | McCarville | Wright | Whalen | 3-0 |
| 21 | M. Moore | Brunson | Harris | Augustus | Whalen | 0-1 |
| 22 | M. Moore | Brunson | Peters | Augustus | Whalen | 0-1 |
| 23 | M. Moore | Peters | McCarville | Augustus | Whalen | 0-1 |



2013 FINAL STATISTICS

| PLAYER | G | GS | MIN | Field Goals | | | 3-Point FG | | | Free Throws | | | Rebounds | | | AST | PF | DQ | STL | TO | BLK | PTS | AVG |
|------------------|-----------|----------|-------------|-------------|-------------|-------------|------------|------------|-------------|-------------|------------|-------------|------------|------------|-------------|------------|------------|----------|------------|------------|------------|-------------|-------------|
| | | | | FG | FGA | PCT | FG | FGA | PCT | FT | FTA | PCT | OFF | DEF | TOT | | | | | | | | |
| M. Moore | 34 | 34 | 1068 | 233 | 458 | .509 | 72 | 159 | .453 | 90 | 102 | .882 | 59 | 151 | 210 | 101 | 97 | 2 | 59 | 57 | 33 | 628 | 18.5 |
| Augustus | 31 | 31 | 922 | 213 | 413 | .516 | 20 | 69 | .290 | 58 | 66 | .879 | 24 | 74 | 98 | 76 | 33 | 0 | 18 | 45 | 18 | 504 | 16.3 |
| Whalen | 34 | 34 | 1005 | 198 | 407 | .486 | 1 | 9 | .111 | 108 | 138 | .783 | 22 | 126 | 148 | 197 | 67 | 0 | 26 | 74 | 2 | 505 | 14.9 |
| Brunson | 33 | 33 | 965 | 147 | 296 | .497 | 1 | 1 | 1.000 | 56 | 88 | .636 | 89 | 205 | 294 | 50 | 70 | 1 | 42 | 39 | 29 | 351 | 10.6 |
| Wright | 33 | 3 | 743 | 110 | 257 | .428 | 10 | 39 | .256 | 68 | 86 | .791 | 20 | 76 | 96 | 76 | 90 | 1 | 34 | 58 | 6 | 298 | 9.0 |
| McCarville | 32 | 32 | 700 | 79 | 162 | .488 | 6 | 14 | .429 | 37 | 46 | .804 | 38 | 99 | 137 | 92 | 59 | 1 | 32 | 42 | 21 | 201 | 6.3 |
| Peters | 34 | 2 | 631 | 59 | 149 | .396 | 0 | 0 | --- | 23 | 37 | .852 | 52 | 104 | 156 | 37 | 56 | 0 | 24 | 30 | 34 | 141 | 4.1 |
| Harris | 30 | 1 | 263 | 27 | 72 | .375 | 2 | 14 | .143 | 15 | 21 | .714 | 11 | 33 | 44 | 20 | 26 | 0 | 4 | 15 | 6 | 71 | 2.4 |
| Rodgers | 28 | 0 | 212 | 19 | 60 | .317 | 10 | 32 | .313 | 4 | 7 | .571 | 11 | 29 | 40 | 14 | 32 | 0 | 15 | 12 | 9 | 52 | 1.9 |
| Jarry | 27 | 0 | 184 | 16 | 36 | .444 | 6 | 10 | .600 | 7 | 9 | .778 | 7 | 12 | 19 | 11 | 27 | 0 | 5 | 13 | 4 | 45 | 1.7 |
| L. Moore | 23 | 0 | 130 | 8 | 31 | .258 | 3 | 12 | .250 | 3 | 4 | .750 | 0 | 13 | 13 | 24 | 5 | 0 | 3 | 12 | 0 | 22 | 1.0 |
| LYNX | 34 | - | 6825 | 1109 | 2341 | .474 | 131 | 359 | .365 | 469 | 594 | .790 | 333 | 922 | 1255 | 698 | 562 | 5 | 262 | 412 | 162 | 2818 | 82.9 |
| OPPONENTS | 34 | - | 6825 | 917 | 2265 | .405 | 185 | 581 | .318 | 481 | 618 | .778 | 316 | 780 | 1096 | 562 | 598 | 4 | 203 | 485 | 115 | 2500 | 73.5 |

| PLAYER | Single-Game Highs | | | | | | | Average Per Game | | | | | | | Career Highs (C=Set, T=Tied This Season) | | | | | | |
|------------------|-------------------|-----------|-----------|-----------|-----------|-----------|-----------|------------------|-------------|-------------|-------------|-------------|-------------|-------------|--|-----------|-----------|-----------|-----------|------------|------------|
| | MIN | REB | AST | ST | TO | BL | PTS | MIN | REB | AST | STL | TO | BLK | PTS | FG | FGA | FT | FTA | REB | AST | PTS |
| M. Moore | 38 | 16 | 6 | 5 | 5 | 3 | 35 | 31.4 | 6.2 | 3.0 | 1.74 | 1.7 | 0.97 | 18.5 | 15C | 21C | 11 | 12 | 16C | 8 | 35C |
| Augustus | 39 | 8 | 6 | 2 | 4 | 3 | 29 | 29.8 | 3.2 | 2.5 | 0.58 | 1.5 | 0.58 | 16.3 | 16 | 28 | 14 | 15 | 9 | 10 | 39 |
| Whalen | 42 | 10 | 14 | 3 | 5 | 1 | 25 | 29.6 | 4.4 | 5.8 | 0.76 | 2.2 | 0.06 | 14.9 | 13 | 23C | 13 | 16 | 12 | 14C | 33 |
| Brunson | 37 | 17 | 5 | 4 | 4 | 3 | 24 | 29.2 | 8.9 | 1.5 | 1.27 | 1.2 | 0.88 | 10.6 | 13 | 18 | 10 | 13 | 20 | 5C | 32 |
| Wright | 39 | 9 | 7 | 3 | 4 | 2 | 22 | 22.5 | 2.9 | 2.3 | 1.03 | 1.8 | 0.18 | 9.0 | 12 | 23 | 9 | 12 | 9C | 7C | 32 |
| McCarville | 33 | 10 | 7 | 3 | 4 | 3 | 12 | 21.9 | 4.3 | 2.9 | 1.00 | 1.3 | 0.66 | 6.3 | 14 | 22 | 9 | 12 | 13 | 7T | 33 |
| Peters | 45 | 10 | 5 | 3 | 3 | 4 | 14 | 18.6 | 4.6 | 1.1 | 0.71 | 0.9 | 1.00 | 4.1 | 6T | 11C | 6 | 8 | 13 | 6 | 18 |
| Harris | 30 | 7 | 3 | 1 | 2 | 3 | 18 | 8.8 | 1.5 | 0.7 | 0.13 | 0.5 | 0.20 | 2.4 | 6T | 14C | 5 | 8 | 8 | 3T | 18C |
| Rodgers | 25 | 6 | 3 | 2 | 2 | 2 | 10 | 7.6 | 1.4 | 0.5 | 0.54 | 0.4 | 0.32 | 1.9 | 4C | 12C | 2C | 4C | 6C | 3C | 10C |
| Jarry | 21 | 3 | 3 | 3 | 2 | 2 | 14 | 6.8 | 0.7 | 0.4 | 0.19 | 0.5 | 0.15 | 1.7 | 5C | 6C | 3C | 4C | 3C | 3C | 14C |
| L. Moore | 21 | 3 | 3 | 1 | 2 | 0 | 5 | 5.7 | 0.6 | 1.0 | 0.13 | 0.5 | 0.00 | 1.0 | 2C | 5C | 2C | 2C | 3C | 3C | 5C |
| LYNX | 225 | 48 | 30 | 13 | 19 | 8 | 99 | 200.7 | 36.9 | 20.5 | 7.71 | 12.1 | 4.76 | 82.9 | 44 | 95 | 37 | 45 | 53 | 30T | 124 |
| OPPONENTS | 225 | 44 | 24 | 10 | 21 | 10 | 96 | 200.7 | 32.2 | 16.5 | 5.97 | 14.3 | 3.38 | 73.5 | 47 | 96 | 42 | 55 | 56 | 30 | 127 |



2013 OFFENSIVE GAME-BY-GAME STATISTICS

| Date | Opponent | W/L | G | MIN | Field Goals | | | 3-Point FG | | | Free Throws | | | Rebounds | | | | | | | PTS | |
|------------------------|---------------|-----|-----------|--------------|-------------|-------------|-------------|------------|-------------|-------------|-------------|-------------|-------------|------------|-------------|-------------|-------------|-------------|------------|-------------|------------|-------------|
| | | | | | FG | FGA | PCT | FG | FGA | PCT | FT | FTA | PCT | OFF | DEF | TOT | AST | PF | STL | TO | | BLK |
| June 1 | CONNECTICUT | W | 1 | 200 | 37 | 74 | .500 | 5 | 11 | .455 | 11 | 16 | .688 | 15 | 24 | 39 | 24 | 12 | 9 | 10 | 8 | 90 |
| June 6 | PHOENIX | W | 1 | 200 | 36 | 81 | .444 | 7 | 19 | .368 | 20 | 24 | .833 | 17 | 24 | 41 | 30 | 21 | 6 | 6 | 6 | 99 |
| June 8 | @ Washington | L | 1 | 200 | 30 | 78 | .385 | 7 | 18 | .389 | 13 | 21 | .619 | 16 | 25 | 41 | 21 | 22 | 9 | 13 | 5 | 80 |
| June 11 | SAN ANTONIO | W | 1 | 200 | 28 | 63 | .444 | 6 | 10 | .600 | 25 | 26 | .962 | 11 | 29 | 40 | 16 | 17 | 5 | 15 | 4 | 87 |
| June 14 | @ Tulsa | W | 1 | 200 | 36 | 72 | .500 | 5 | 15 | .333 | 6 | 10 | .600 | 15 | 33 | 48 | 16 | 19 | 2 | 13 | 5 | 83 |
| June 19 | @ Phoenix | W | 1 | 200 | 32 | 74 | .432 | 1 | 6 | .167 | 15 | 17 | .882 | 17 | 31 | 48 | 15 | 16 | 8 | 12 | 2 | 80 |
| June 21 | @ Los Angeles | L | 1 | 200 | 22 | 63 | .349 | 2 | 14 | .143 | 13 | 21 | .619 | 5 | 26 | 31 | 10 | 16 | 5 | 17 | 7 | 59 |
| June 23 | TULSA | W | 1 | 200 | 32 | 60 | .533 | 3 | 8 | .375 | 21 | 26 | .808 | 8 | 28 | 36 | 22 | 12 | 5 | 13 | 6 | 88 |
| June 28 | LOS ANGELES | W | 1 | 200 | 35 | 71 | .493 | 1 | 7 | .143 | 17 | 19 | .895 | 13 | 34 | 47 | 24 | 17 | 7 | 14 | 2 | 88 |
| July 2 | @ Los Angeles | L | 1 | 200 | 25 | 71 | .352 | 1 | 10 | .100 | 15 | 19 | .789 | 12 | 26 | 38 | 16 | 23 | 4 | 13 | 6 | 66 |
| July 7 | PHOENIX | W | 1 | 200 | 31 | 68 | .456 | 3 | 11 | .273 | 26 | 35 | .743 | 8 | 31 | 39 | 22 | 11 | 7 | 8 | 7 | 91 |
| July 9 | ATLANTA | W | 1 | 200 | 34 | 66 | .515 | 4 | 9 | .444 | 22 | 28 | .786 | 7 | 31 | 38 | 18 | 12 | 12 | 11 | 3 | 94 |
| July 11 | @ Indiana | W | 1 | 200 | 29 | 67 | .433 | 0 | 4 | .000 | 11 | 14 | .786 | 6 | 27 | 33 | 11 | 15 | 10 | 10 | 7 | 69 |
| July 13 | @ Tulsa | W | 1 | 200 | 34 | 62 | .548 | 3 | 6 | .500 | 15 | 19 | .789 | 7 | 29 | 36 | 20 | 21 | 9 | 17 | 6 | 86 |
| July 19 | @ San Antonio | W | 1 | 200 | 37 | 73 | .507 | 5 | 13 | .385 | 8 | 10 | .800 | 10 | 26 | 36 | 25 | 15 | 11 | 12 | 7 | 87 |
| July 21 | @ Phoenix | W | 1 | 200 | 33 | 76 | .434 | 4 | 18 | .222 | 12 | 20 | .600 | 12 | 28 | 40 | 16 | 19 | 11 | 11 | 5 | 82 |
| July 24 | PHOENIX | W | 1 | 200 | 31 | 68 | .456 | 2 | 10 | .200 | 17 | 21 | .810 | 7 | 24 | 31 | 25 | 14 | 13 | 9 | 3 | 81 |
| August 2 | SAN ANTONIO | W | 1 | 200 | 38 | 71 | .535 | 1 | 5 | .200 | 8 | 10 | .800 | 9 | 34 | 43 | 22 | 11 | 7 | 11 | 8 | 85 |
| August 4 | SEATTLE | W | 1 | 200 | 37 | 73 | .507 | 2 | 7 | .286 | 14 | 19 | .737 | 10 | 23 | 33 | 26 | 15 | 10 | 9 | 7 | 90 |
| August 6 | @ San Antonio | W | 1 | 200 | 39 | 68 | .574 | 5 | 12 | .417 | 10 | 11 | .909 | 5 | 31 | 36 | 27 | 16 | 11 | 10 | 2 | 93 |
| August 8 | WASHINGTON | L | 1 | 200 | 29 | 67 | .433 | 5 | 13 | .385 | 12 | 15 | .800 | 7 | 17 | 24 | 17 | 11 | 10 | 11 | 4 | 75 |
| August 11 | @ Chicago | L | 1 | 225 | 32 | 74 | .432 | 5 | 14 | .357 | 17 | 17 | 1.000 | 9 | 25 | 34 | 24 | 25 | 9 | 16 | 5 | 86 |
| August 16 | TULSA | L | 1 | 200 | 27 | 60 | .450 | 2 | 13 | .154 | 21 | 25 | .840 | 5 | 22 | 27 | 17 | 22 | 9 | 14 | 5 | 77 |
| August 18 | NEW YORK | W | 1 | 200 | 34 | 72 | .472 | 11 | 19 | .579 | 9 | 11 | .818 | 8 | 29 | 37 | 25 | 16 | 4 | 8 | 8 | 88 |
| August 20 | @ Atlanta | L | 1 | 200 | 29 | 70 | .414 | 6 | 10 | .600 | 11 | 16 | .688 | 15 | 22 | 37 | 15 | 18 | 5 | 19 | 6 | 75 |
| August 22 | @ Connecticut | W | 1 | 200 | 38 | 66 | .576 | 3 | 7 | .429 | 12 | 14 | .857 | 7 | 19 | 26 | 26 | 12 | 11 | 10 | 2 | 91 |
| August 24 | INDIANA | W | 1 | 200 | 37 | 64 | .578 | 5 | 8 | .625 | 5 | 7 | .714 | 7 | 23 | 30 | 22 | 13 | 7 | 14 | 2 | 84 |
| August 27 | @ New York | W | 1 | 200 | 31 | 69 | .449 | 4 | 9 | .444 | 7 | 10 | .700 | 8 | 39 | 47 | 15 | 16 | 6 | 16 | 3 | 73 |
| August 31 | SEATTLE | W | 1 | 200 | 41 | 71 | .577 | 6 | 10 | .600 | 9 | 10 | .900 | 10 | 22 | 32 | 29 | 14 | 8 | 8 | 4 | 97 |
| September 4 | LOS ANGELES | W | 1 | 200 | 32 | 63 | .508 | 4 | 7 | .571 | 15 | 22 | .682 | 8 | 24 | 32 | 26 | 19 | 6 | 10 | 5 | 83 |
| September 7 | @ Seattle | W | 1 | 200 | 31 | 67 | .463 | 3 | 9 | .333 | 10 | 11 | .909 | 10 | 30 | 40 | 19 | 20 | 7 | 11 | 2 | 75 |
| September 10 | @ Seattle | W | 1 | 200 | 26 | 59 | .441 | 3 | 8 | .375 | 18 | 21 | .857 | 12 | 24 | 36 | 14 | 13 | 12 | 16 | 3 | 73 |
| September 12 | @ Los Angeles | L | 1 | 200 | 33 | 74 | .446 | 2 | 9 | .222 | 16 | 20 | .800 | 9 | 26 | 35 | 19 | 22 | 7 | 11 | 3 | 84 |
| September 14 | CHICAGO | W | 1 | 200 | 33 | 66 | .500 | 5 | 10 | .500 | 8 | 9 | .889 | 8 | 3644 | | 24 | 17 | 0 | 14 | 4 | 79 |
| Season Totals | | | 34 | 6825 | 1109 | 2341 | .474 | 131 | 359 | .365 | 469 | 594 | .790 | 333 | 922 | 1255 | 698 | 562 | 262 | 412 | 162 | 2818 |
| Season Averages | | | | 200.7 | 32.6 | 68.9 | | 3.9 | 10.6 | | 13.8 | 17.5 | | 9.8 | 27.1 | 36.9 | 20.5 | 16.5 | 7.7 | 12.1 | 4.8 | 82.9 |



2013 DAY-BY-DAY STATISTICS

| Date | Opponent | Score | Home | Road | Total | High Scoring | High Rebounds | High Assists | Opponent Scoring | Attendance |
|--------------|---------------|----------------|------|------|-------|------------------------|-----------------------------|-------------------------|----------------------------|------------|
| June 1 | CONNECTICUT | (W) 90-74 | 1-0 | 0-0 | 1-0 | M. Moore (26) | M. Moore/Peters (7) | M. Moore/Wright (5) | Charles/Lawson(22) | 9,223 |
| June 6 | PHOENIX | (W) 99-79 | 2-0 | 0-0 | 2-0 | M. Moore (22) | Brunson (10) | Whalen (10) | Taurasi (21) | 8,511 |
| June 8 | @ Washington | (L) 80-85 | 2-0 | 0-1 | 2-1 | M. Moore (22) | Brunson (17) | Whalen (9) | Latta (24) | 7,870 |
| June 11 | SAN ANTONIO | (W) 87-72 | 3-0 | 0-1 | 3-1 | Whalen (23) | M. Moore (9) | Whalen (6) | Johnson (16) | 7,913 |
| June 14 | @ Tulsa | (W) 83-74 | 3-0 | 1-1 | 4-1 | Brunson (19) | Brunson (13) | Augustus/M. Moore (4) | Johnson (22) | 5,273 |
| June 19 | @ Phoenix | (W) 80-69 | 3-0 | 2-1 | 5-1 | M. Moore (26) | M. Moore (16) | M. Moore (5) | Taurasi (28) | 8,464 |
| June 21 | @ Los Angeles | (L) 59-87 | 3-0 | 2-2 | 5-2 | Wright (14) | Rodgers (6) | Harris/Wright (3) | Toliver (19) | 6,490 |
| June 23 | TULSA | (W) 88-79 | 4-0 | 2-2 | 6-2 | Augustus/M. Moore (22) | Brunson (11) | Whalen (9) | Johnson (24) | 8,423 |
| June 28 | LOS ANGELES | (W) 88-64 | 5-0 | 2-2 | 7-2 | Whalen (20) | Brunson/M. Moore/Peters (9) | Whalen (6) | Parker (17) | 8,814 |
| July 2 | @ Los Angeles | (L) 66-96 | 5-0 | 2-3 | 7-3 | Whalen (19) | Brunson (12) | Whalen (4) | Parker (27) | 7,856 |
| July 7 | PHOENIX | (W) 91-59 | 6-0 | 2-3 | 8-3 | M. Moore (23) | Peters (10) | M. Moore (5) | Dupree (12) | 9,104 |
| July 9 | ATLANTA | (W) 94-72 | 7-0 | 2-3 | 9-3 | Wright (22) | Brunson (12) | Wright/Whalen (5) | McCoughtry (16) | 8,623 |
| July 11 | @ Indiana | (W) 69-62 | 7-0 | 3-3 | 10-3 | Whalen (23) | Wright (9) | Wright (4) | Zellous (14) | 10,230 |
| July 13 | @ Tulsa | (W) 86-75 | 7-0 | 4-3 | 11-3 | Whalen (25) | Brunson (12) | Whalen (11) | Williams (22) | 6,171 |
| July 19 | @ San Antonio | (W) 87-71 | 7-0 | 5-3 | 12-3 | Whalen (21) | M. Moore (8) | Whalen (7) | Adams/Johnson/Perkins (13) | 7,105 |
| July 21 | @ Phoenix | (W) 82-77 | 7-0 | 6-3 | 13-3 | Brunson (18) | Brunson (13) | Augustus/McCarville (4) | Taurasi (26) | 9,806 |
| July 24 | PHOENIX | (W) 81-69 | 8-0 | 6-3 | 14-3 | Whalen (18) | Brunson (7) | Whalen (7) | Dupree (17) | 16,404 |
| August 2 | SAN ANTONIO | (W) 85-63 | 9-0 | 6-3 | 15-3 | Augustus (18) | Brunson (12) | Whalen (8) | Christon (15) | 8,733 |
| August 4 | SEATTLE | (W) 90-72 | 10-0 | 6-3 | 16-3 | Whalen (22) | Brunson (11) | McCarville/Whalen (7) | Stricklen (24) | 9,032 |
| August 6 | @ San Antonio | (W) 93-80 | 10-0 | 7-3 | 17-3 | M. Moore (26) | M. Moore (10) | Whalen (10) | Adams (31) | 5,390 |
| August 8 | WASHINGTON | (L) 75-79 | 10-1 | 7-3 | 17-4 | M. Moore (24) | Brunson (7) | Whalen (5) | Latta (24) | 8,723 |
| August 11 | @ Chicago | (L) 86-94 (OT) | 10-1 | 7-4 | 17-5 | Augustus (26) | Whalen (10) | Whalen/Augustus (6) | Delle Donne (32) | 6,297 |
| August 16 | TULSA | (L) 77-83 | 10-2 | 7-4 | 17-6 | Augustus (29) | Peters (8) | Whalen (6) | Cambage (27) | 9,422 |
| August 18 | NEW YORK | (W) 88-57 | 11-2 | 7-4 | 18-6 | M. Moore (28) | Brunson (8) | Whalen (7) | Montgomery/K. Smith (11) | 9,004 |
| August 20 | @ Atlanta | (L) 75-88 | 11-2 | 7-5 | 18-7 | M. Moore (23) | Brunson (14) | Whalen (6) | Hayes (23) | 4,855 |
| August 22 | @ Connecticut | (W) 91-77 | 11-2 | 8-5 | 19-7 | Brunson (24) | Brunson (11) | Augustus (6) | Charles (22) | 7,088 |
| August 24 | INDIANA | (W) 84-77 | 12-2 | 8-5 | 20-7 | M. Moore (35) | Whalen (9) | Whalen (7) | Catchings (22) | 9,504 |
| August 27 | @ New York | (W) 73-47 | 12-2 | 9-5 | 21-7 | Whalen (18) | M. Moore (10) | Augustus (3) | Pondexter (13) | 5,997 |
| August 31 | SEATTLE | (W) 97-74 | 13-2 | 9-5 | 22-7 | M. Moore (30) | Wright (6) | Wright (7) | Thompson (18) | 9,123 |
| September 4 | LOS ANGELES | (W) 83-74 | 14-2 | 9-5 | 23-7 | Augustus (23) | Brunson (11) | Whalen (14) | Parker (25) | 9,314 |
| September 7 | @ Seattle | (W) 75-60 | 14-2 | 10-5 | 24-7 | Brunson (19) | McCarville/Peters (10) | McCarville/Whalen (4) | Wright (22) | 8,147 |
| September 10 | @ Seattle | (W) 73-60 | 14-2 | 11-5 | 25-7 | M. Moore (20) | Brunson (8) | Whalen (4) | Wright (14) | 5,486 |
| September 12 | @ Los Angeles | (L) 84-85 | 14-2 | 11-6 | 25-8 | Augustus (23) | Brunson (11) | Wright/Whalen (4) | Ogwumike (25) | 11,553 |
| September 14 | CHICAGO | (W) 79-66 | 15-2 | 11-6 | 26-8 | Whalen (23) | M. Moore (11) | M. Moore/Whalen (6) | Fowles (17) | 9,613 |



2013 SEASON SUMMARY

| | RECORD | HOME | ROAD | OT |
|----------------|--------|------|------|-----|
| OVERALL | 26-8 | 15-2 | 11-6 | 0-1 |
| EASTERN | 8-4 | 5-1 | 3-3 | 0-1 |
| WESTERN | 18-4 | 10-1 | 8-3 | |

TEAM WINNING & LOSING STREAKS:

| | OVERALL | HOME | ROAD |
|-------|---|--|---|
| Long: | Win (10) Loss (3) | Win (5) Win (10) Loss (2) | Loss (1) Win (5) Loss (2) |
| Last: | Win: September 14 vs. Chicago (79-66) Loss: September 12 @ Los Angeles (84-85) | Win: September 14 vs. Chicago (79-66) Loss: August 16 vs. Tulsa (77-83) | Win: September 10 @ Seattle (73-60) Loss: September 12 @ Los Angeles (84-85) |

| MONTH | W/L | OFFENSE | DEFENSE | VS. OPPONENT | HOME ATTENDANCE |
|-----------|-----|---------|---------|--------------|-----------------------|
| May | 0-0 | 70+25-6 | 70+15-8 | .500+12-6 | 17 Games |
| June | 7-2 | 70<1-2 | 70<11-0 | .500<14-2 | Total: 159,483 |
| July | 7-1 | | | | Average: 9,381 |
| August | 8-4 | | | | 16,404 High |
| September | 4-1 | | | | |

| MARGINS | 1 | 2 | 3 | 4 | 5 | 6 | 7 | 8 | 9 | 10 | 11 | 12 | 13 | 14 | 15 | 16 | 17 | 18 | 19 | 20 | 21 | 22 | 23 | 24 | 25 | 26 | 27 | 28 | 29 | 30+ |
|-----------------|---|---|---|---|---|---|---|---|---|----|----|----|----|----|----|----|----|----|----|----|----|----|----|----|----|----|----|----|----|-----|
| WON BY: | | | | | 1 | | 2 | | 3 | | 2 | 1 | 3 | 1 | 2 | 2 | | 1 | | 1 | | 2 | 1 | 1 | | 1 | | | | 2 |
| LOST BY: | 1 | | | 1 | 1 | 1 | | 1 | | | | | 1 | | | | | | | | | | | | | | | 1 | | 1 |

| At Start Of: | | OVERALL | HOME | ROAD | ROAD | FG% | OVERALL | HOME-ROAD |
|--------------------|---------|---------|------|------|--------|-----|---------|-----------|
| 2nd Quarter | Ahead: | 22-3 | 12-1 | 10-2 | -44% | 7-8 | 2-2 | 5-6 |
| | Behind: | 2-5 | 1-1 | 1-4 | 45-49% | 5-0 | 4-0 | 1-0 |
| | Tied: | 2-0 | 2-0 | 0-0 | 50-54% | 9-0 | 7-0 | 2-0 |
| 3rd Quarter | Ahead: | 24-1 | 14-0 | 10-1 | +60% | 5-0 | 2-0 | 3-0 |
| | Behind: | 2-7 | 1-2 | | | 0-0 | 0-0 | 0-0 |
| | Tied: | 0-0 | 0-0 | 0-0 | | | | |
| 4th Quarter | Ahead: | 24-2 | 15-0 | 9-2 | | | | |
| | Behind: | 2-6 | 0-2 | 2-4 | | | | |
| | Tied: | 0-0 | 0-0 | 0-0 | | | | |



2012 TEAM ROSTER



| No. | Player | Pos | Ht | Wt | Birthdate | College | Years |
|-----|-------------------------|-----|------|-----|-------------------|-------------------|-------|
| 1 | Jessica Adair | C | 6-4 | 197 | December 19, 1986 | George Washington | 2 |
| 33 | Seimone Augustus | G | 6-0 | 165 | April 30, 1984 | LSU | 6 |
| 32 | Rebekkah Brunson | F | 6-3 | 184 | December 11, 1981 | Georgetown | 8 |
| 6 | Amber Harris | F | 6-5 | 202 | January 16, 1988 | Xavier | 1 |
| 8 | Taj McWilliams-Franklin | F/C | 6-2 | 195 | October 20, 1970 | St. Edward's | 13 |
| 23 | Maya Moore | F | 6-0 | 175 | June 11, 1989 | Connecticut | 1 |
| 14 | Devereaux Peters | F | 6-2 | 170 | October 8, 1989 | Notre Dame | R |
| 5 | Erin Thorn | G | 5-10 | 145 | May 19, 1981 | Brigham Young | 9 |
| 13 | Lindsay Whalen | G | 5-9 | 160 | May 9, 1982 | Minnesota | 8 |
| 11 | Candice Wiggins | G | 5-11 | 147 | February 14, 1987 | Stanford | 4 |
| 22 | Monica Wright | G/F | 5-10 | 171 | July 15, 1988 | Virginia | 2 |

Head Coach: Cheryl Reeve (LaSalle)

Assistant Coaches: Jim Petersen (Minnesota), Shelley Patterson (Washington State)

Trainers: Chuck Barta (Wisconsin-La Crosse), Keith Uzpen (Minnesota State-Mankato)

2012 STARTING LINEUPS

| Game # | Forward | Forward | Center | Guard | Guard | Rec |
|-----------------------|----------|---------|------------|---------|----------|------|
| 1-7, 10-17, 20-27, 31 | Moore | Brunson | McWilliams | Whalen | Augustus | 20-4 |
| 8-9, 28-30 | Moore | Brunson | McWilliams | Whalen | Wright | 4-1 |
| 18-19 | Augustus | Moore | McWilliams | Whalen | Wright | 2-0 |
| 32 | Moore | Brunson | McWilliams | Wiggins | Augustus | 0-1 |
| 33 | Moore | Peters | Brunson | Whalen | Augustus | 1-0 |
| 34 | Moore | Peters | McWilliams | Whalen | Augustus | 0-1 |



2012 FINAL STATISTICS

| PLAYER | G | GS | MIN | Field Goals | | | 3-Point FG | | | Free Throws | | | Rebounds | | | AST | PF | DQ | STL | TO | BLK | PTS | AVG |
|------------------|-----------|----------|-------------|-------------|-------------|-------------|------------|------------|-------------|-------------|------------|-------------|------------|------------|-------------|------------|------------|----------|------------|------------|------------|-------------|-------------|
| | | | | FG | FGA | PCT | FG | FGA | PCT | FT | FTA | PCT | OFF | DEF | TOT | | | | | | | | |
| Augustus | 29 | 29 | 826 | 192 | 391 | .491 | 45 | 103 | .437 | 52 | 61 | .852 | 16 | 89 | 105 | 72 | 31 | 0 | 27 | 50 | 6 | 481 | 16.6 |
| Moore | 34 | 34 | 1011 | 199 | 428 | .465 | 73 | 188 | .388 | 87 | 99 | .879 | 71 | 134 | 205 | 124 | 86 | 2 | 50 | 62 | 22 | 558 | 16.4 |
| Whalen | 33 | 33 | 891 | 148 | 293 | .505 | 13 | 26 | .500 | 72 | 99 | .727 | 30 | 107 | 137 | 178 | 69 | 0 | 23 | 68 | 6 | 381 | 11.5 |
| Brunson | 31 | 31 | 837 | 138 | 273 | .505 | 0 | 0 | --- | 76 | 112 | .679 | 108 | 169 | 277 | 37 | 71 | 0 | 37 | 40 | 29 | 352 | 11.4 |
| Wright | 34 | 7 | 660 | 103 | 225 | .458 | 16 | 44 | .364 | 71 | 96 | .740 | 18 | 64 | 82 | 66 | 69 | 0 | 35 | 65 | 6 | 293 | 8.6 |
| McWilliams-F | 33 | 33 | 879 | 122 | 235 | .519 | 2 | 5 | .400 | 30 | 40 | .750 | 55 | 122 | 177 | 84 | 75 | 1 | 34 | 66 | 46 | 276 | 8.4 |
| Wiggins | 34 | 1 | 741 | 71 | 197 | .360 | 58 | 146 | .397 | 32 | 37 | .865 | 11 | 62 | 73 | 67 | 67 | 0 | 24 | 61 | 4 | 232 | 6.8 |
| Peters | 30 | 2 | 424 | 61 | 109 | .560 | 0 | 0 | --- | 36 | 51 | .706 | 44 | 69 | 113 | 33 | 74 | 1 | 14 | 39 | 23 | 158 | 5.3 |
| Harris | 27 | 0 | 240 | 36 | 89 | .404 | 7 | 18 | .389 | 15 | 22 | .682 | 10 | 40 | 50 | 15 | 27 | 0 | 9 | 15 | 13 | 94 | 3.5 |
| Adair | 19 | 0 | 168 | 13 | 37 | .351 | 0 | 0 | --- | 20 | 35 | .571 | 11 | 29 | 40 | 6 | 28 | 0 | 3 | 14 | 4 | 46 | 2.4 |
| Thorn | 26 | 0 | 195 | 17 | 47 | .362 | 12 | 34 | .353 | 6 | 6 | 1.000 | 5 | 19 | 24 | 24 | 3 | 0 | 4 | 13 | 0 | 52 | 2.0 |
| Wojta | 1 | 0 | 4 | 0 | 2 | .000 | 0 | 1 | .000 | 0 | 0 | --- | 1 | 1 | 2 | 0 | 2 | 0 | 0 | 1 | 0 | 0 | 0.0 |
| LYNX | 34 | - | 6875 | 1100 | 2326 | .473 | 226 | 565 | .400 | 497 | 658 | .755 | 380 | 905 | 1285 | 706 | 602 | 4 | 260 | 517 | 159 | 2923 | 86.0 |
| OPPONENTS | 34 | - | 6875 | 947 | 2327 | .407 | 222 | 678 | .327 | 474 | 626 | .757 | 339 | 713 | 1052 | 530 | 656 | 4 | 267 | 493 | 105 | 2590 | 76.2 |

| PLAYER | Single-Game Highs | | | | | | | Average Per Game | | | | | | Career Highs (C=Set, T=Tied This Season) | | | | | | | |
|------------------|-------------------|-----------|-----------|-----------|-----------|----------|------------|------------------|-------------|-------------|-------------|-------------|-------------|--|------------|-----------|-----------|-----------|------------|-----------|------------|
| | MIN | REB | AST | ST | TO | BL | PTS | MIN | REB | AST | STL | TO | BLK | PTS | FG | FGA | FT | FTA | REB | AST | PTS |
| Augustus | 38 | 9 | 8 | 3 | 4 | 2 | 26 | 28.5 | 3.6 | 2.5 | 0.93 | 1.7 | 0.21 | 16.6 | 16 | 28 | 14 | 15 | 9T | 10 | 39 |
| Moore | 42 | 12 | 8 | 7 | 5 | 2 | 29 | 29.7 | 6.0 | 3.6 | 1.47 | 1.8 | 0.65 | 16.4 | 9T | 19C | 11C | 12C | 12T | 8C | 29C |
| Whalen | 38 | 9 | 10 | 3 | 6 | 1 | 29 | 27.0 | 4.2 | 5.4 | 0.70 | 2.1 | 0.18 | 11.5 | 13 | 19 | 13 | 16 | 12 | 13 | 33 |
| Brunson | 39 | 20 | 4 | 3 | 4 | 3 | 21 | 27.0 | 8.9 | 1.2 | 1.19 | 1.3 | 0.94 | 11.4 | 13 | 18 | 10 | 13 | 20C | 4T | 32 |
| Wright | 35 | 5 | 5 | 3 | 5 | 1 | 19 | 19.4 | 2.4 | 1.9 | 1.03 | 1.9 | 0.18 | 8.6 | 12 | 23 | 9C | 12C | 7 | 6 | 32 |
| McWilliams-F | 44 | 12 | 6 | 4 | 5 | 4 | 19 | 26.6 | 5.4 | 2.5 | 1.03 | 2.0 | 1.39 | 8.4 | 12 | 23 | 11 | 14 | 17 | 7 | 31 |
| Wiggins | 35 | 6 | 5 | 2 | 5 | 1 | 25 | 21.8 | 2.1 | 2.0 | 0.71 | 1.8 | 0.12 | 6.8 | 9 | 19 | 13 | 17 | 8 | 12 | 27 |
| Peters | 33 | 13 | 6 | 2 | 5 | 4 | 18 | 14.1 | 3.8 | 1.1 | 0.47 | 1.3 | 0.77 | 5.3 | 6C | 10C | 6C | 8C | 13C | 6C | 18C |
| Harris | 21 | 7 | 3 | 2 | 3 | 3 | 10 | 8.9 | 1.9 | 0.6 | 0.33 | 0.6 | 0.48 | 3.5 | 6 | 10 | 5 | 8 | 8 | 3C | 12 |
| Adair | 21 | 6 | 2 | 1 | 3 | 1 | 9 | 8.8 | 2.1 | 0.3 | 0.16 | 0.7 | 0.21 | 2.4 | 5 | 9 | 4T | 6C | 13 | 2T | 10 |
| Thorn | 29 | 3 | 5 | 2 | 2 | 0 | 17 | 7.5 | 0.9 | 0.9 | 0.15 | 0.5 | 0.00 | 2.0 | 8 | 15 | 9 | 10 | 8 | 9 | 28 |
| Wojta | 4 | 2 | 0 | 0 | 1 | 0 | 0 | 4.0 | 2.0 | 0.0 | 0.00 | 1.0 | 0.00 | 0.0 | 0C | 2C | 0C | 0C | 2C | 0C | 0C |
| LYNX | 250 | 53 | 29 | 12 | 20 | 9 | 107 | 202.2 | 37.8 | 20.8 | 7.65 | 15.2 | 4.68 | 86.0 | 44C | 95 | 37 | 45 | 53C | 30 | 124 |
| OPPONENTS | 250 | 48 | 24 | 13 | 24 | 7 | 99 | 202.2 | 30.9 | 15.6 | 7.85 | 14.5 | 3.09 | 76.2 | 47 | 96 | 42 | 55 | 56 | 30 | 127 |



2012 OFFENSIVE GAME-BY-GAME STATISTICS

| Date | Opponent | W/L | G | MIN | Field Goals | | | 3-Point FG | | | Free Throws | | | Rebounds | | | | | | | PTS | |
|------------------------|---------------|-----|-----------|-------------|--------------|-------------|-------------|-------------|------------|-------------|-------------|-------------|-------------|-------------|-------------|-------------|-------------|-------------|------------|-------------|------------|-------------|
| | | | | | FG | FGA | PCT | FG | FGA | PCT | FT | FTA | PCT | OFF | DEF | TOT | AST | PF | STL | TO | | BLK |
| May 20 | PHOENIX | W | 1 | 200 | 44 | 77 | .571 | 4 | 8 | .500 | 13 | 18 | .722 | 12 | 28 | 40 | 22 | 17 | 12 | 15 | 5 | 105 |
| May 22 | @ New York | W | 1 | 200 | 32 | 64 | .500 | 3 | 11 | .273 | 13 | 17 | .765 | 9 | 29 | 38 | 15 | 20 | 5 | 15 | 5 | 80 |
| May 24 | Los Angeles | W | 1 | 200 | 34 | 64 | .531 | 4 | 11 | .364 | 20 | 29 | .690 | 13 | 17 | 30 | 15 | 16 | 11 | 19 | 2 | 92 |
| May 27 | SEATTLE | W | 1 | 200 | 30 | 67 | .448 | 8 | 14 | .571 | 16 | 18 | .889 | 13 | 27 | 40 | 24 | 14 | 8 | 16 | 7 | 84 |
| May 30 | @ Washington | W | 1 | 200 | 31 | 55 | .564 | 4 | 11 | .364 | 13 | 19 | .684 | 12 | 18 | 30 | 18 | 14 | 5 | 18 | 3 | 79 |
| June 1 | @ Connecticut | W | 1 | 200 | 33 | 66 | .500 | 4 | 11 | .364 | 15 | 19 | .790 | 12 | 31 | 43 | 15 | 21 | 10 | 20 | 3 | 85 |
| June 3 | SAN ANTONIO | W | 1 | 200 | 35 | 66 | .530 | 4 | 12 | .333 | 9 | 16 | .563 | 10 | 29 | 39 | 25 | 22 | 4 | 13 | 4 | 83 |
| June 6 | SEATTLE | W | 1 | 200 | 29 | 53 | .547 | 6 | 14 | .429 | 15 | 25 | .600 | 7 | 26 | 33 | 19 | 17 | 7 | 15 | 4 | 79 |
| June 9 | @ Tulsa | W | 1 | 200 | 34 | 60 | .567 | 10 | 18 | .556 | 15 | 18 | .833 | 7 | 24 | 31 | 23 | 18 | 9 | 16 | 6 | 93 |
| June 15 | @ Phoenix | W | 1 | 200 | 28 | 72 | .389 | 6 | 19 | .316 | 16 | 24 | .667 | 13 | 28 | 41 | 15 | 18 | 10 | 12 | 9 | 78 |
| June 17 | @ Seattle | L | 1 | 200 | 24 | 64 | .375 | 3 | 12 | .250 | 11 | 16 | .688 | 11 | 23 | 34 | 16 | 18 | 10 | 16 | 4 | 62 |
| June 21 | NEW YORK | W | 1 | 200 | 36 | 77 | .468 | 10 | 18 | .556 | 20 | 27 | .741 | 16 | 33 | 49 | 26 | 15 | 8 | 11 | 3 | 102 |
| June 23 | CHICAGO | W | 1 | 200 | 30 | 64 | .469 | 6 | 11 | .546 | 13 | 17 | .765 | 8 | 23 | 31 | 21 | 18 | 12 | 20 | 4 | 79 |
| June 27 | PHOENIX | W | 1 | 200 | 35 | 78 | .449 | 6 | 18 | .333 | 20 | 26 | .769 | 13 | 32 | 45 | 27 | 20 | 6 | 13 | 8 | 96 |
| July 1 | @ San Antonio | L | 1 | 200 | 31 | 63 | .492 | 5 | 10 | .500 | 17 | 24 | .708 | 12 | 22 | 34 | 16 | 23 | 5 | 15 | 2 | 84 |
| July 5 | @ Los Angeles | L | 1 | 200 | 36 | 86 | .419 | 9 | 26 | .346 | 9 | 17 | .529 | 16 | 24 | 40 | 24 | 24 | 10 | 14 | 5 | 90 |
| July 7 | CONNECTICUT | L | 1 | 200 | 30 | 76 | .395 | 7 | 15 | .467 | 13 | 17 | .765 | 10 | 28 | 38 | 21 | 21 | 4 | 8 | 2 | 80 |
| July 10 | @ Tulsa | W | 1 | 200 | 41 | 59 | .695 | 11 | 16 | .688 | 14 | 17 | .824 | 5 | 23 | 28 | 23 | 16 | 5 | 18 | 4 | 107 |
| July 12 | TULSA | W | 1 | 200 | 32 | 74 | .432 | 7 | 25 | .280 | 18 | 22 | .818 | 11 | 33 | 44 | 22 | 25 | 5 | 20 | 5 | 89 |
| August 17 | WASHINGTON | W | 1 | 200 | 39 | 76 | .513 | 5 | 15 | .333 | 15 | 21 | .714 | 12 | 23 | 35 | 29 | 17 | 9 | 15 | 3 | 98 |
| August 19 | TULSA | W | 1 | 200 | 30 | 60 | .500 | 8 | 15 | .533 | 15 | 20 | .750 | 7 | 31 | 38 | 20 | 14 | 10 | 19 | 7 | 83 |
| August 21 | @ Seattle | W | 1 | 200 | 35 | 70 | .500 | 11 | 19 | .579 | 5 | 8 | .625 | 10 | 29 | 39 | 27 | 16 | 7 | 13 | 3 | 86 |
| August 25 | @ Atlanta | W | 1 | 200 | 31 | 70 | .443 | 3 | 17 | .177 | 19 | 23 | .826 | 10 | 36 | 46 | 20 | 17 | 10 | 14 | 5 | 84 |
| August 28 | SAN ANTONIO | W | 1 | 225 | 40 | 92 | .435 | 6 | 20 | .300 | 10 | 15 | .667 | 19 | 33 | 52 | 22 | 13 | 6 | 12 | 5 | 96 |
| August 31 | TULSA | W | 1 | 200 | 34 | 77 | .442 | 7 | 21 | .334 | 17 | 20 | .850 | 18 | 26 | 44 | 22 | 14 | 6 | 9 | 5 | 92 |
| September 4 | LOS ANGELES | W | 1 | 200 | 32 | 76 | .421 | 9 | 23 | .391 | 15 | 16 | .938 | 13 | 20 | 33 | 22 | 19 | 11 | 15 | 1 | 88 |
| September 7 | ATLANTA | W | 1 | 250 | 33 | 77 | .429 | 5 | 16 | .313 | 26 | 34 | .765 | 17 | 36 | 53 | 18 | 20 | 10 | 19 | 8 | 97 |
| September 9 | @ San Antonio | W | 1 | 200 | 33 | 60 | .550 | 7 | 12 | .583 | 8 | 9 | .889 | 6 | 33 | 39 | 26 | 14 | 4 | 15 | 6 | 81 |
| September 11 | @ Chicago | L | 1 | 200 | 26 | 56 | .464 | 9 | 20 | .450 | 9 | 11 | .818 | 3 | 21 | 24 | 21 | 15 | 8 | 18 | 7 | 70 |
| September 14 | @ Indiana | W | 1 | 200 | 27 | 56 | .482 | 2 | 12 | .167 | 10 | 12 | .833 | 7 | 23 | 30 | 16 | 18 | 4 | 17 | 3 | 66 |
| September 17 | INDIANA | W | 1 | 200 | 30 | 63 | .476 | 9 | 18 | .500 | 17 | 20 | .850 | 17 | 20 | 37 | 18 | 12 | 8 | 14 | 4 | 86 |
| September 20 | @ Los Angeles | L | 1 | 200 | 23 | 66 | .349 | 6 | 27 | .222 | 24 | 29 | .828 | 12 | 25 | 37 | 16 | 19 | 9 | 17 | 4 | 76 |
| September 21 | @ Phoenix | W | 1 | 200 | 33 | 76 | .434 | 10 | 22 | .455 | 13 | 17 | .765 | 12 | 29 | 41 | 24 | 15 | 8 | 15 | 7 | 89 |
| September 23 | @ San Antonio | L | 1 | 200 | 29 | 66 | .439 | 12 | 28 | .429 | 14 | 17 | .824 | 7 | 22 | 29 | 18 | 22 | 4 | 11 | 6 | 84 |
| Season Totals | | | 34 | 6875 | 1100 | 2326 | .473 | 226 | 565 | .400 | 497 | 658 | .755 | 380 | 905 | 1285 | 706 | 602 | 260 | 517 | 159 | 2923 |
| Season Averages | | | | | 202.2 | 32.4 | | 68.4 | 6.6 | 16.6 | | 14.6 | 19.4 | 11.2 | 26.6 | 37.8 | 20.8 | 17.7 | 7.6 | 15.2 | 4.7 | 86.0 |



2012 DEFENSIVE GAME-BY-GAME STATISTICS

| Date | Opponent | W/L | G | MIN | Field Goals | | | 3-Point FG | | | Free Throws | | | Rebounds | | | | | | | | | |
|------------------------|---------------|-----|-----------|--------------|-------------|-------------|-------------|------------|-------------|-------------|-------------|-------------|-------------|-------------|-------------|-------------|-------------|-------------|------------|-------------|------------|-------------|--|
| | | | | | FG | FGA | PCT | FG | FGA | PCT | FT | FTA | PCT | OFF | DEF | TOT | AST | PF | STL | TO | BLK | PTS | |
| May 20 | PHOENIX | W | 1 | 200 | 30 | 75 | .400 | 12 | 26 | .462 | 11 | 18 | .611 | 10 | 18 | 28 | 16 | 17 | 11 | 17 | 2 | 83 | |
| May 22 | @ New York | W | 1 | 200 | 25 | 74 | .338 | 5 | 20 | .250 | 7 | 11 | .636 | 14 | 17 | 31 | 7 | 12 | 8 | 15 | 5 | 62 | |
| May 24 | LOS ANGELES | W | 1 | 200 | 29 | 59 | .492 | 4 | 12 | .333 | 22 | 26 | .846 | 8 | 19 | 27 | 12 | 23 | 7 | 19 | 1 | 84 | |
| May 27 | SEATTLE | W | 1 | 200 | 25 | 66 | .379 | 14 | 34 | .412 | 7 | 13 | .538 | 8 | 19 | 27 | 19 | 21 | 7 | 17 | 2 | 71 | |
| May 30 | @ Washington | W | 1 | 200 | 29 | 60 | .483 | 7 | 19 | .368 | 12 | 16 | .750 | 9 | 13 | 22 | 15 | 20 | 12 | 11 | 1 | 77 | |
| June 1 | @ Connecticut | W | 1 | 200 | 26 | 80 | .325 | 2 | 19 | .105 | 18 | 25 | .720 | 19 | 15 | 34 | 12 | 16 | 11 | 14 | 5 | 72 | |
| June 3 | SAN ANTONIO | W | 1 | 200 | 28 | 73 | .384 | 9 | 26 | .346 | 14 | 22 | .636 | 13 | 20 | 33 | 15 | 19 | 5 | 8 | 3 | 79 | |
| June 6 | SEATTLE | W | 1 | 200 | 19 | 57 | .333 | 4 | 22 | .182 | 13 | 19 | .684 | 7 | 18 | 25 | 9 | 24 | 7 | 15 | 0 | 55 | |
| June 9 | @ Tulsa | W | 1 | 200 | 24 | 61 | .393 | 10 | 23 | .435 | 15 | 18 | .833 | 9 | 17 | 26 | 14 | 23 | 9 | 19 | 2 | 73 | |
| June 15 | @ Phoenix | W | 1 | 200 | 19 | 66 | .288 | 2 | 19 | .105 | 20 | 23 | .870 | 12 | 28 | 40 | 8 | 20 | 6 | 17 | 6 | 60 | |
| June 17 | @ Seattle | L | 1 | 200 | 25 | 57 | .439 | 7 | 16 | .438 | 8 | 14 | .571 | 5 | 22 | 27 | 17 | 17 | 7 | 17 | 3 | 65 | |
| June 21 | NEW YORK | W | 1 | 200 | 28 | 72 | .389 | 10 | 22 | .455 | 4 | 7 | .571 | 8 | 23 | 31 | 13 | 25 | 5 | 15 | 6 | 70 | |
| June 23 | CHICAGO | W | 1 | 200 | 26 | 65 | .400 | 3 | 16 | .188 | 12 | 16 | .750 | 12 | 22 | 34 | 12 | 19 | 11 | 24 | 1 | 67 | |
| June 27 | PHOENIX | W | 1 | 200 | 26 | 74 | .351 | 9 | 25 | .360 | 19 | 21 | .905 | 8 | 23 | 31 | 8 | 20 | 5 | 14 | 3 | 80 | |
| July 1 | @ San Antonio | L | 1 | 200 | 31 | 64 | .484 | 13 | 25 | .520 | 18 | 21 | .857 | 8 | 22 | 30 | 19 | 21 | 8 | 12 | 2 | 93 | |
| July 5 | @ Los Angeles | L | 1 | 200 | 30 | 68 | .441 | 8 | 16 | .500 | 28 | 34 | .824 | 13 | 26 | 39 | 18 | 20 | 8 | 15 | 5 | 96 | |
| July 7 | CONNECTICUT | L | 1 | 200 | 31 | 74 | .419 | 6 | 22 | .273 | 18 | 24 | .750 | 12 | 36 | 48 | 12 | 17 | 3 | 10 | 1 | 86 | |
| July 10 | @ Tulsa | W | 1 | 200 | 31 | 64 | .484 | 11 | 24 | .458 | 13 | 17 | .765 | 8 | 11 | 19 | 20 | 20 | 10 | 17 | 1 | 86 | |
| July 12 | TULSA | W | 1 | 200 | 24 | 71 | .338 | 1 | 14 | .071 | 25 | 30 | .833 | 12 | 24 | 36 | 14 | 23 | 12 | 16 | 4 | 74 | |
| August 17 | WASHINGTON | W | 1 | 200 | 25 | 67 | .373 | 3 | 13 | .231 | 16 | 23 | .696 | 15 | 17 | 32 | 17 | 21 | 9 | 19 | 7 | 69 | |
| August 19 | TULSA | W | 1 | 200 | 24 | 68 | .353 | 6 | 24 | .250 | 5 | 11 | .455 | 10 | 17 | 27 | 16 | 19 | 7 | 17 | 5 | 59 | |
| August 21 | @ Seattle | W | 1 | 200 | 26 | 61 | .426 | 3 | 15 | .200 | 18 | 23 | .783 | 3 | 22 | 25 | 16 | 11 | 9 | 13 | 1 | 73 | |
| August 25 | @ Atlanta | W | 1 | 200 | 27 | 75 | .360 | 10 | 31 | .323 | 10 | 16 | .625 | 8 | 24 | 32 | 19 | 24 | 6 | 13 | 2 | 74 | |
| August 28 | SAN ANTONIO | W | 1 | 225 | 32 | 77 | .416 | 4 | 17 | .235 | 16 | 21 | .762 | 7 | 24 | 31 | 19 | 18 | 6 | 8 | 5 | 84 | |
| August 31 | TULSA | W | 1 | 200 | 34 | 67 | .507 | 6 | 19 | .316 | 9 | 12 | .750 | 6 | 19 | 25 | 17 | 19 | 6 | 10 | 4 | 83 | |
| September 4 | LOS ANGELES | W | 1 | 200 | 30 | 62 | .484 | 5 | 14 | .357 | 12 | 16 | .750 | 8 | 28 | 36 | 21 | 20 | 8 | 20 | 4 | 77 | |
| September 7 | ATLANTA | W | 1 | 250 | 37 | 94 | .394 | 5 | 21 | .238 | 14 | 16 | .875 | 19 | 26 | 45 | 18 | 28 | 7 | 14 | 6 | 93 | |
| September 9 | @ San Antonio | W | 1 | 200 | 24 | 66 | .364 | 4 | 18 | .222 | 10 | 16 | .625 | 9 | 21 | 30 | 15 | 12 | 7 | 10 | 0 | 62 | |
| September 11 | @ Chicago | L | 1 | 200 | 31 | 67 | .463 | 7 | 16 | .438 | 14 | 18 | .778 | 11 | 20 | 31 | 19 | 14 | 11 | 13 | 5 | 83 | |
| September 14 | @ Indiana | W | 1 | 200 | 26 | 67 | .388 | 2 | 18 | .111 | 10 | 13 | .769 | 12 | 15 | 27 | 9 | 13 | 7 | 9 | 3 | 64 | |
| September 17 | INDIANA | W | 1 | 200 | 31 | 71 | .437 | 11 | 26 | .423 | 6 | 7 | .857 | 12 | 13 | 25 | 24 | 18 | 8 | 12 | 3 | 79 | |
| September 20 | @ Los Angeles | L | 1 | 200 | 37 | 69 | .536 | 3 | 10 | .300 | 15 | 19 | .789 | 6 | 27 | 33 | 23 | 25 | 13 | 16 | 4 | 92 | |
| September 21 | @ Phoenix | W | 1 | 200 | 25 | 69 | .362 | 3 | 15 | .200 | 13 | 17 | .765 | 12 | 23 | 35 | 13 | 22 | 6 | 19 | 2 | 66 | |
| September 23 | @ San Antonio | L | 1 | 200 | 32 | 68 | .471 | 13 | 21 | .619 | 22 | 23 | .957 | 7 | 24 | 31 | 24 | 15 | 5 | 8 | 1 | 99 | |
| Season Totals | | | 34 | 6875 | 947 | 2328 | .407 | 222 | 678 | .327 | 474 | 626 | .757 | 340 | 713 | 1053 | 530 | 656 | 267 | 493 | 105 | 2590 | |
| Season Averages | | | | 202.2 | 27.9 | 68.5 | | 6.5 | 19.9 | | 13.9 | 18.4 | | 10.0 | 21.0 | 31.0 | 15.6 | 19.3 | 7.9 | 14.5 | 3.1 | 76.2 | |



2012 DAY-BY-DAY STATISTICS

| Date | Opponent | Score | Home | Road | Total | High Scoring | High Rebounds | High Assists | Opponent Scoring | Attendance |
|--------------|---------------|-----------------|------|------|-------|-------------------------|---------------------------------|-------------------------|------------------------|------------|
| May 20 | PHOENIX | (W) 105-83 | 1-0 | 0-0 | 1-0 | Augustus (19) | Brunson (9) | Three Players (5) | Houston (24) | 12,611 |
| May 22 | @ New York | (W) 80-62 | 1-0 | 1-0 | 2-0 | Augustus (22) | McWilliams-Franklin (10) | Moore (7) | Pondexter (15) | 5,411 |
| May 24 | LOS ANGELES | (W) 92-84 | 2-0 | 1-0 | 3-0 | Augustus (25) | McWilliams-Franklin (8) | McWilliams-Franklin (4) | Parker/Toliver (23) | 7,923 |
| May 27 | SEATTLE | (W) 84-71 | 3-0 | 1-0 | 4-0 | Moore (19) | Brunson (7) | Whalen (8) | Wauters (13) | 7,832 |
| May 30 | @ Washington | (W) 79-77 | 3-0 | 2-0 | 5-0 | Brunson/Moore (16) | Brunson (9) | Whalen (7) | Ajavon (20) | 8,131 |
| June 1 | @ Connecticut | (W) 85-72 | 3-0 | 3-0 | 6-0 | Augustus (23) | Brunson (13) | Whalen (7) | Charles (20) | 7,249 |
| June 3 | SAN ANTONIO | (W) 83-79 | 4-0 | 3-0 | 7-0 | Brunson/Moore (17) | Brunson/Whalen (8) | Whalen (7) | Adams (21) | 7,942 |
| June 6 | SEATTLE | (W) 79-55 | 5-0 | 3-0 | 8-0 | McWilliams-Frank (17) | Wiggins (6) | Whalen (5) | Wright (14) | 8,263 |
| June 9 | @ Tulsa | (W) 93-73 | 5-0 | 4-0 | 9-0 | Moore (26) | Brunson/McWilliams-Franklin (6) | Whalen (10) | Lacy (15) | 5,113 |
| June 15 | @ Phoenix | (W) 78-60 | 5-0 | 5-0 | 10-0 | Whalen (29) | Harris/Moore (7) | Augustus/Wright (3) | Bonner (18) | 7,394 |
| June 17 | @ Seattle | (L) 62-65 | 5-0 | 5-1 | 10-1 | Moore (14) | Brunson (11) | Three Players (4) | Bird (21) | 8,349 |
| June 21 | NEW YORK | (W) 102-70 | 6-0 | 5-1 | 11-1 | Augustus (26) | Brunson/Moore (10) | Augustus (8) | Pondexter (30) | 9,050 |
| June 23 | CHICAGO | (W) 79-67 | 7-0 | 5-1 | 12-1 | Whalen (25) | Brunson (7) | Whalen (8) | Fowles (22) | 9,267 |
| June 27 | PHOENIX | (W) 96-80 | 8-0 | 5-1 | 13-1 | Augustus/Brunson (16) | Brunson (13) | Moore/Whalen (6) | Bonner (23) | 9,674 |
| July 1 | @ San Antonio | (L) 84-93 | 8-0 | 5-2 | 13-2 | Wright (18) | Brunson (10) | Brunson (4) | Hammon (23) | 6,568 |
| July 5 | @ Los Angeles | (L) 90-96 | 8-0 | 5-3 | 13-3 | Augustus (18) | Brunson/McWilliams-Franklin (9) | McWilliams-Franklin (6) | Toliver (29) | 11,256 |
| July 7 | CONNECTICUT | (L) 80-86 | 8-1 | 5-3 | 13-4 | Moore (19) | Brunson/McWilliams-Franklin (8) | Whalen (5) | Lawson (22) | 10,882 |
| July 10 | @ Tulsa | (W) 107-86 | 8-1 | 6-3 | 4-4 | Wiggins (25) | McWilliams-Franklin (8) | Whalen (7) | Latta (25) | 6,012 |
| July 12 | TULSA | (W) 89-74 | 9-1 | 6-3 | 15-4 | Moore (28) | McWilliams-Franklin (12) | Whalen (8) | G. Johnson (30) | 15,318 |
| August 17 | WASHINGTON | (W) 98-69 | 10-1 | 6-3 | 16-4 | Augustus (20) | Brunson (7) | Whalen (9) | three Players (12) | 10,933 |
| August 19 | TULSA | (W) 83-59 | 11-1 | 6-3 | 17-4 | Moore (22) | Moore (10) | Moore (6) | G. Johnson (17) | 10,223 |
| August 21 | @ Seattle | (W) 86-73 | 11-1 | 7-3 | 18-4 | Augustus (22) | Brunson (14) | Whalen (9) | Little (20) | 6,169 |
| August 25 | @ Atlanta | (W) 84-74 | 11-1 | 8-3 | 19-4 | Augustus (23) | Brunson (13) | Whalen (8) | Lyttle/McCoughtry (14) | 7,224 |
| August 28 | SAN ANTONIO | (W) 96-84 (OT) | 12-1 | 8-3 | 20-4 | Augustus/McWilliam (19) | Brunson (20) | Whalen (8) | Perkins/Young (19) | 8,532 |
| August 31 | TULSA | (W) 92-83 | 13-1 | 8-3 | 21-4 | Three Players (19) | Brunson (11) | Moore (8) | Williams (21) | 9,213 |
| September 4 | LOS ANGELES | (W) 88-77 | 14-1 | 8-3 | 22-4 | Augustus/Moore (23) | Moore (9) | McWilliams-Franklin (5) | Beard (17) | 8,123 |
| September 7 | ATLANTA | (W) 97-93 (2OT) | 15-1 | 8-3 | 23-4 | Moore (23) | Brunson (18) | Whalen (5) | McCoughtry (30) | 9,308 |
| September 9 | @ San Antonio | (W) 81-62 | 15-1 | 9-3 | 24-4 | Moore (18) | Brunson/Moore (12) | Moore (6) | Young (20) | 6,025 |
| September 11 | @ Chicago | (L) 70-83 | 15-1 | 9-4 | 24-5 | Moore (18) | Brunson/Wright (5) | Moore (7) | Prince (26) | 4,296 |
| September 14 | @ Indiana | (W) 66-64 | 15-1 | 10-4 | 25-5 | Moore (15) | Moore (7) | Moore (5) | January (16) | 8,819 |
| September 17 | INDIANA | (W) 86-79 | 16-1 | 10-4 | 26-5 | Moore (29) | Whalen (8) | Whalen (6) | Catchings (19) | 9,523 |
| September 20 | @ Los Angeles | (L) 76-92 | 16-1 | 10-5 | 26-6 | Wright (19) | Peters (13) | Thorn (5) | Ogwumike/Parker (22) | 10,217 |
| September 21 | @ Phoenix | (W) 89-66 | 16-1 | 11-5 | 27-6 | Moore (21) | Peters (9) | Peters (6) | Bonner (17) | 7,217 |
| September 23 | @ San Antonio | (L) 84-99 | 16-1 | 11-6 | 27-7 | Augustus (18) | Peters (10) | Whalen (5) | Adams (28) | 8,084 |



2012 SEASON SUMMARY

| | RECORD | HOME | ROAD | OT |
|----------------|--------|------|------|-----|
| OVERALL | 27-7 | 16-1 | 11-6 | 2-0 |
| EASTERN | 10-2 | 5-1 | 5-1 | 1-0 |
| WESTERN | 17-5 | 11-0 | 6-5 | 1-0 |

TEAM WINNING & LOSING STREAKS:

| | OVERALL | HOME | ROAD |
|-------|---|---|---|
| Long: | Loss (1) Win (11) Loss (3) | Win (8) Win (8) Loss (1) | Loss (1) Win (5) Loss (3) |
| Last: | Win: September 21 @ Phoenix (89-66) Loss: September 23 @ San Antonio (84-99) | Win: September 17 vs. Indiana (86-79) Loss: July 7 vs. Connecticut (80-86) | Win: September 21 @ Phoenix (89-66) Loss: September 23 @ San Antonio (84-99) |

| MONTH | W/L | OFFENSE | DEFENSE | VS. OPPONENT | HOME ATTENDANCE |
|-----------|-----|---------|---------|--------------|-----------------------|
| May | 5-0 | 70+26-6 | 70+18-6 | .500+12-5 | 17 Games |
| June | 8-1 | <70 1-1 | <70 9-1 | <.500 14-2 | Total: 164,617 |
| July | 2-3 | | | | Average: 9,683 |
| August | 6-0 | | | | 15,318 High |
| September | 6-3 | | | | |

| MARGINS | 1 | 2 | 3 | 4 | 5 | 6 | 7 | 8 | 9 | 10 | 11 | 12 | 13 | 14 | 15 | 16 | 17 | 18 | 19 | 20 | 21 | 22 | 23 | 24 | 25 | 26 | 27 | 28 | 29 | 30+ |
|-----------------|---|---|---|---|---|---|---|---|----|----|----|----|----|----|----|----|----|----|----|----|----|----|----|----|----|----|----|----|----|-----|
| WON BY: | | 2 | | 2 | | | 1 | 1 | 11 | 1 | 1 | 2 | 3 | | 1 | 1 | | | 2 | 1 | 1 | 1 | 1 | 2 | | | | | 1 | 1 |
| LOST BY: | | | 1 | | | 2 | | | 1 | | | | 1 | | 1 | 1 | | | | | | | | | | | | | | |

| At Start Of: | | OVERALL | HOME | ROAD | ROAD | FG% | OVERALL | HOME-ROAD |
|--------------------|---------|---------|------|------|--------|------|---------|-----------|
| 2nd Quarter | Ahead: | 18-0 | 10-0 | 8-0 | 45-49% | 10-5 | 7-1 | 3-4 |
| | Behind: | 8-7 | 5-1 | 3-6 | 50-54% | 4-2 | 3-0 | 1-2 |
| | Tied: | 1-0 | 1-0 | 0-0 | 55-59% | 8-0 | 5-0 | 3-0 |
| 3rd Quarter | Ahead | 22-0 | 11-0 | 11-0 | +60% | 4-0 | 1-0 | 3-0 |
| | Behind | 5-7 | 5-1 | 0-0 | | 1-0 | 0-0 | 1-0 |
| | Tied | 0-0 | 0-0 | 0-0 | | | | |
| 4th Quarter | Ahead | 23-0 | 13-0 | 10-0 | | | | |
| | Behind | 3-7 | 2-1 | 1-6 | | | | |
| | Tied | 1-0 | 1-0 | 0-0 | | | | |



2011 TEAM ROSTER



| No. | Player | Pos | Ht | Wt | Birthdate | College | Years |
|-----|-------------------------|-----|------|-----|-------------------|-------------------|-------|
| 1 | Jessica Adair | C | 6-4 | 206 | December 19, 1986 | George Washington | 1 |
| 33 | Seimone Augustus | F/G | 6-0 | 168 | April 30, 1984 | LSU | 5 |
| 32 | Rebekkah Brunson | F | 6-3 | 177 | December 11, 1981 | Georgetown | 7 |
| 6 | Amber Harris | F | 6-5 | 215 | January 16, 1988 | Xavier | R |
| 14 | Alexis Hornbuckle | G | 5-11 | 155 | October 16, 1985 | Tennessee | 3 |
| 24 | Charde Houston | F | 6-0 | 186 | April 10, 1986 | Connecticut | 3 |
| 8 | Taj McWilliams-Franklin | F/C | 6-2 | 195 | August 20, 1970 | St. Edward's | 13 |
| 23 | Maya Moore | F | 6-0 | 175 | June 11, 1989 | Connecticut | R |
| 13 | Lindsay Whalen | G | 5-9 | 169 | May 9, 1982 | Minnesota | 7 |
| 11 | Candice Wiggins | G | 5-11 | 152 | February 14, 1987 | Stanford | 3 |
| 22 | Monica Wright | G/F | 5-10 | 178 | July 15, 1988 | Virginia | 1 |

Head Coach: Cheryl Reeve (LaSalle)

Assistant Coaches: Jim Petersen (Minnesota), Shelley Patterson (Washington State)

Trainers: Chuck Barta (Wisconsin-La Crosse), Keith Uzpen (Minnesota State-Mankato)

2011 STARTING LINEUPS

| Game #s | Forward | Forward | Center | Guard | Guard | Rec |
|------------|---------|---------|------------|--------|----------|------|
| 1-8, 10-34 | Moore | Brunson | McWilliams | Whalen | Augustus | 26-7 |
| 9 | Moore | Brunson | Adair | Whalen | Augustus | 1-0 |



2011 FINAL STATISTICS

| PLAYER | G | GS | MIN | Field Goals | | | 3-Point FG | | | Free Throws | | | Rebounds | | | | | | | PTS | AVG | | |
|---------------------|-----------|----------|-------------|-------------|-------------|-------------|------------|------------|-------------|-------------|------------|-------------|------------|------------|-------------|------------|------------|----------|------------|------------|------------|-------------|-------------|
| | | | | FG | FGA | PCT | FG | FGA | PCT | FT | FTA | PCT | OFF | DEF | TOT | AST | PF | DQ | STL | | | TO | BLK |
| Augustus | 34 | 34 | 997 | 231 | 458 | .504 | 25 | 60 | .417 | 64 | 74 | .865 | 19 | 101 | 120 | 75 | 41 | 0 | 30 | 45 | 15 | 551 | 16.2 |
| Whalen | 34 | 34 | 956 | 179 | 350 | .511 | 17 | 42 | .405 | 89 | 122 | .730 | 30 | 89 | 119 | 199 | 64 | 0 | 37 | 75 | 5 | 464 | 13.6 |
| Moore | 34 | 34 | 951 | 164 | 374 | .439 | 58 | 157 | .369 | 63 | 80 | .788 | 57 | 100 | 157 | 90 | 92 | 1 | 48 | 50 | 16 | 449 | 13.2 |
| Brunson | 34 | 34 | 938 | 137 | 268 | .511 | 0 | 0 | --- | 74 | 111 | .667 | 96 | 205 | 301 | 40 | 72 | 0 | 28 | 51 | 18 | 348 | 10.2 |
| McWilliams-Franklin | 34 | 33 | 966 | 116 | 261 | .444 | 2 | 9 | .222 | 47 | 61 | .770 | 74 | 131 | 205 | 81 | 81 | 1 | 35 | 53 | 24 | 281 | 8.3 |
| Wiggins | 34 | 0 | 582 | 68 | 176 | .386 | 49 | 124 | .395 | 15 | 24 | .625 | 6 | 57 | 63 | 50 | 59 | 0 | 18 | 30 | 7 | 200 | 5.9 |
| Wright | 29 | 0 | 393 | 53 | 140 | .379 | 7 | 27 | .259 | 36 | 48 | .750 | 6 | 41 | 47 | 31 | 46 | 0 | 23 | 28 | 5 | 149 | 5.1 |
| Adair | 31 | 1 | 321 | 50 | 103 | .485 | 0 | 0 | --- | 32 | 49 | .653 | 43 | 47 | 90 | 10 | 51 | 1 | 8 | 27 | 18 | 132 | 4.3 |
| Harris | 27 | 0 | 278 | 33 | 83 | .398 | 0 | 0 | --- | 23 | 31 | .742 | 24 | 36 | 60 | 11 | 33 | 0 | 3 | 13 | 11 | 89 | 3.3 |
| Houston | 27 | 0 | 210 | 31 | 85 | .365 | 6 | 23 | .261 | 9 | 12 | .750 | 10 | 37 | 47 | 14 | 34 | 0 | 9 | 21 | 2 | 77 | 2.9 |
| Hornbuckle | 29 | 0 | 208 | 12 | 32 | .375 | 5 | 17 | .294 | 2 | 4 | .500 | 6 | 27 | 33 | 16 | 30 | 0 | 10 | 21 | 3 | 31 | 1.1 |
| LYNX | 34 | - | 6800 | 1074 | 2330 | .461 | 169 | 459 | .368 | 454 | 616 | .737 | 371 | 871 | 1242 | 617 | 603 | 3 | 249 | 439 | 124 | 2771 | 81.5 |
| OPPONENTS | 34 | - | 6800 | 896 | 2169 | .413 | 231 | 653 | .354 | 480 | 611 | .786 | 268 | 757 | 1025 | 512 | 616 | 1 | 204 | 508 | 121 | 2503 | 73.6 |

| PLAYER | Single-Game Highs | | | | | | | | Average Per Game | | | | | | | Career Highs (C=Set, T=Tied This Season) | | | | | | |
|---------------------|-------------------|-----------|-----------|-----------|-----------|-----------|------------|--|------------------|-------------|-------------|-------------|-------------|-------------|-------------|--|-----------|-----------|-----------|------------|------------|------------|
| | MIN | REB | AST | ST | TO | BL | PTS | | MIN | REB | AST | STL | TO | BLK | PTS | FG | FGA | FT | FTA | REB | AST | PTS |
| Augustus | 37 | 7 | 6 | 3 | 5 | 2 | 26 | | 29.3 | 3.5 | 2.2 | 0.88 | 1.3 | 0.44 | 16.2 | 16 | 28 | 14 | 15 | 9 | 10 | 39 |
| Whalen | 36 | 7 | 10 | 4 | 5 | 2 | 24 | | 28.1 | 3.5 | 5.9 | 1.09 | 2.2 | 0.15 | 13.6 | 13 | 19C | 13 | 16 | 12 | 13 | 33 |
| Moore | 35 | 12 | 6 | 5 | 5 | 2 | 28 | | 28.0 | 4.6 | 2.6 | 1.41 | 1.5 | 0.47 | 13.2 | 9C | 18C | 6C | 8C | 12C | 6C | 28C |
| Brunson | 37 | 16 | 4 | 3 | 5 | 2 | 22 | | 27.6 | 8.9 | 1.2 | 0.82 | 1.5 | 0.53 | 10.2 | 13 | 18 | 10 | 13 | 19 | 4T | 32 |
| McWilliams-Franklin | 37 | 12 | 5 | 5 | 5 | 3 | 18 | | 28.4 | 6.0 | 2.4 | 1.03 | 1.6 | 0.71 | 8.3 | 12 | 23 | 11 | 14 | 17 | 7 | 31 |
| Wiggins | 26 | 7 | 5 | 2 | 3 | 2 | 18 | | 17.1 | 1.9 | 1.5 | 0.53 | 0.9 | 0.21 | 5.9 | 9 | 19 | 13 | 17 | 8 | 12 | 27 |
| Wright | 26 | 3 | 6 | 4 | 4 | 1 | 15 | | 13.6 | 1.6 | 1.1 | 0.79 | 1.0 | 0.17 | 5.1 | 12 | 23 | 8 | 8 | 7 | 6C | 32 |
| Adair | 22 | 13 | 2 | 2 | 4 | 4 | 10 | | 10.4 | 2.9 | 0.3 | 0.26 | 0.9 | 0.58 | 4.3 | 5C | 9C | 4C | 5C | 13C | 2C | 10C |
| Harris | 21 | 8 | 2 | 1 | 3 | 3 | 12 | | 10.3 | 2.2 | 0.4 | 0.11 | 0.5 | 0.41 | 3.3 | 6C | 10C | 5C | 8C | 8C | 2C | 12C |
| Houston | 17 | 5 | 2 | 2 | 2 | 1 | 9 | | 7.8 | 1.7 | 0.5 | 0.33 | 0.8 | 0.07 | 2.9 | 12 | 23 | 8 | 9 | 13 | 5 | 26 |
| Hornbuckle | 20 | 5 | 2 | 2 | 2 | 1 | 7 | | 7.2 | 1.1 | 0.6 | 0.34 | 0.7 | 0.10 | 1.1 | 6 | 12 | 6 | 10 | 15 | 7 | 14 |
| LYNX | 200 | 51 | 24 | 12 | 20 | 10 | 106 | | 200.0 | 36.5 | 18.1 | 7.32 | 12.9 | 3.65 | 81.5 | 42T | 95 | 37 | 45 | 51C | 30 | 124 |
| OPPONENTS | 200 | 41 | 30 | 11 | 27 | 8 | 112 | | 200.0 | 30.1 | 15.1 | 6.00 | 14.9 | 3.56 | 73.6 | 47 | 96 | 42 | 55 | 56 | 30T | 127 |



2011 OFFENSIVE GAME-BY-GAME STATISTICS

| Date | Opponent | W/L | G | MIN | Field Goals | | | 3-Point FG | | | Free Throws | | | Rebounds | | | | | | | PTS | |
|------------------------|---------------|-----|-----------|--------------|-------------|-------------|-------------|------------|-------------|-------------|-------------|-------------|-------------|-------------|-------------|-------------|-------------|-------------|------------|-------------|------------|-------------|
| | | | | | FG | FGA | PCT | FG | FGA | PCT | FT | FTA | PCT | OFF | DEF | TOT | AST | PF | STL | TO | | BLK |
| June 3 | @ Los Angeles | L | 1 | 200 | 29 | 71 | .409 | 8 | 19 | .421 | 8 | 10 | .800 | 11 | 22 | 33 | 23 | 15 | 6 | 11 | 1 | 74 |
| June 5 | LOS ANGELES | W | 1 | 200 | 32 | 74 | .432 | 6 | 16 | .375 | 16 | 21 | .762 | 15 | 29 | 44 | 17 | 20 | 6 | 12 | 4 | 86 |
| June 7 | TULSA | W | 1 | 200 | 25 | 67 | .373 | 3 | 10 | .300 | 22 | 25 | .880 | 10 | 34 | 44 | 12 | 18 | 6 | 12 | 4 | 75 |
| June 9 | @ Seattle | W | 1 | 200 | 32 | 56 | .571 | 2 | 7 | .286 | 15 | 21 | .714 | 5 | 29 | 34 | 18 | 12 | 5 | 15 | 1 | 81 |
| June 17 | ATLANTA | W | 1 | 200 | 36 | 69 | .522 | 1 | 10 | .100 | 23 | 29 | .793 | 8 | 25 | 33 | 23 | 22 | 9 | 13 | 1 | 96 |
| June 19 | @ Atlanta | W | 1 | 200 | 28 | 72 | .389 | 5 | 15 | .333 | 16 | 21 | .762 | 17 | 34 | 51 | 18 | 27 | 9 | 19 | 3 | 77 |
| June 24 | @ Seattle | L | 1 | 200 | 21 | 68 | .309 | 1 | 11 | .091 | 12 | 15 | .800 | 11 | 25 | 36 | 9 | 25 | 7 | 14 | 4 | 55 |
| June 26 | INDIANA | L | 1 | 200 | 30 | 74 | .405 | 3 | 10 | .300 | 12 | 19 | .632 | 17 | 22 | 39 | 17 | 17 | 5 | 11 | 4 | 75 |
| June 30 | @ Tulsa | W | 1 | 200 | 36 | 70 | .514 | 6 | 14 | .429 | 23 | 26 | .885 | 10 | 28 | 38 | 21 | 21 | 12 | 20 | 2 | 101 |
| July 9 | CONNECTICUT | W | 1 | 200 | 36 | 74 | .487 | 10 | 20 | .500 | 8 | 10 | .800 | 9 | 33 | 42 | 24 | 11 | 5 | 12 | 3 | 90 |
| July 13 | PHOENIX | L | 1 | 200 | 42 | 86 | .488 | 4 | 19 | .211 | 17 | 24 | .708 | 13 | 26 | 39 | 23 | 22 | 10 | 10 | 6 | 105 |
| July 15 | @ Indiana | W | 1 | 200 | 33 | 67 | .493 | 5 | 9 | .556 | 9 | 12 | .750 | 15 | 23 | 38 | 18 | 18 | 7 | 18 | 4 | 80 |
| July 16 | SEATTLE | W | 1 | 200 | 28 | 65 | .431 | 4 | 8 | .500 | 9 | 15 | .600 | 12 | 23 | 35 | 14 | 13 | 8 | 11 | 4 | 69 |
| July 20 | @ Phoenix | W | 1 | 200 | 40 | 71 | .563 | 6 | 15 | .400 | 20 | 28 | .714 | 10 | 21 | 31 | 21 | 29 | 12 | 11 | 2 | 106 |
| July 26 | LOS ANGELES | W | 1 | 200 | 36 | 72 | .500 | 1 | 6 | .167 | 12 | 15 | .800 | 12 | 16 | 28 | 23 | 16 | 12 | 15 | 3 | 85 |
| July 29 | SEATTLE | W | 1 | 200 | 36 | 64 | .563 | 7 | 13 | .539 | 13 | 17 | .765 | 6 | 22 | 28 | 24 | 16 | 8 | 16 | 2 | 92 |
| July 31 | @ San Antonio | W | 1 | 200 | 31 | 67 | .463 | 3 | 9 | .333 | 5 | 11 | .455 | 9 | 34 | 43 | 21 | 12 | 8 | 16 | 3 | 70 |
| August 2 | PHOENIX | W | 1 | 200 | 31 | 66 | .470 | 8 | 17 | .471 | 20 | 32 | .625 | 11 | 27 | 38 | 14 | 19 | 7 | 10 | 9 | 90 |
| August 4 | SAN ANTONIO | W | 1 | 200 | 19 | 69 | .275 | 5 | 20 | .250 | 19 | 24 | .792 | 11 | 28 | 39 | 13 | 13 | 8 | 10 | 5 | 62 |
| August 7 | @ Los Angeles | W | 1 | 200 | 32 | 65 | .492 | 4 | 19 | .211 | 16 | 20 | .800 | 12 | 16 | 28 | 19 | 25 | 9 | 12 | 1 | 84 |
| August 9 | @ Phoenix | L | 1 | 200 | 29 | 68 | .427 | 12 | 20 | .600 | 10 | 13 | .769 | 9 | 25 | 34 | 17 | 24 | 10 | 15 | 4 | 80 |
| August 12 | @ Chicago | W | 1 | 200 | 29 | 68 | .427 | 7 | 14 | .500 | 14 | 22 | .636 | 12 | 30 | 42 | 14 | 14 | 6 | 14 | 8 | 79 |
| August 14 | TULSA | W | 1 | 200 | 33 | 69 | .478 | 3 | 8 | .375 | 13 | 20 | .650 | 9 | 21 | 30 | 21 | 15 | 10 | 11 | 6 | 82 |
| August 16 | @ Connecticut | L | 1 | 200 | 31 | 73 | .425 | 4 | 18 | .222 | 13 | 21 | .619 | 9 | 23 | 32 | 14 | 24 | 3 | 11 | 5 | 79 |
| August 18 | @ Washington | W | 1 | 200 | 36 | 63 | .571 | 2 | 5 | .400 | 7 | 11 | .636 | 10 | 20 | 30 | 20 | 17 | 10 | 13 | 4 | 81 |
| August 20 | LOS ANGELES | W | 1 | 200 | 33 | 76 | .434 | 9 | 20 | .450 | 12 | 17 | .706 | 20 | 23 | 43 | 22 | 11 | 6 | 11 | 2 | 87 |
| August 23 | @ Tulsa | W | 1 | 200 | 30 | 60 | .500 | 2 | 5 | .400 | 16 | 22 | .727 | 8 | 19 | 27 | 17 | 16 | 7 | 8 | 3 | 78 |
| August 26 | SAN ANTONIO | W | 1 | 200 | 34 | 71 | .479 | 4 | 14 | .286 | 13 | 16 | .813 | 14 | 23 | 37 | 17 | 13 | 6 | 13 | 6 | 85 |
| August 28 | @ San Antonio | W | 1 | 200 | 29 | 69 | .420 | 4 | 15 | .267 | 10 | 10 | 1.000 | 12 | 38 | 50 | 18 | 17 | 3 | 11 | 4 | 72 |
| August 30 | WASHINGTON | W | 1 | 200 | 32 | 57 | .561 | 3 | 12 | .250 | 6 | 11 | .546 | 6 | 25 | 31 | 13 | 17 | 11 | 18 | 0 | 73 |
| September 2 | NEW YORK | L | 1 | 200 | 23 | 68 | .338 | 7 | 18 | .389 | 9 | 14 | .643 | 12 | 25 | 37 | 15 | 11 | 4 | 11 | 1 | 62 |
| September 4 | @ New York | W | 1 | 200 | 34 | 63 | .540 | 8 | 18 | .444 | 10 | 13 | .769 | 8 | 25 | 33 | 24 | 24 | 2 | 13 | 10 | 86 |
| September 8 | CHICAGO | W | 1 | 200 | 31 | 72 | .431 | 5 | 15 | .333 | 11 | 14 | .786 | 9 | 29 | 38 | 14 | 15 | 6 | 9 | 4 | 78 |
| September 11 | @ Phoenix | W | 1 | 200 | 37 | 66 | .561 | 7 | 10 | .700 | 15 | 17 | .882 | 9 | 28 | 37 | 19 | 14 | 6 | 13 | 1 | 96 |
| Season Totals | | | 34 | 6800 | 1074 | 2330 | .461 | 169 | 459 | .368 | 454 | 616 | .737 | 371 | 871 | 1242 | 617 | 603 | 249 | 439 | 124 | 2771 |
| Season Averages | | | | 200.0 | 31.6 | 68.5 | | 5.0 | 13.5 | | 13.4 | 18.1 | | 10.9 | 25.6 | 36.5 | 18.1 | 17.7 | 7.3 | 12.9 | 3.6 | 81.5 |



2011 DEFENSIVE GAME-BY-GAME STATISTICS

| Date | Opponent | W/L | G | MIN | Field Goals | | | 3-Point FG | | | Free Throws | | | Rebounds | | | | | PTS | | | |
|------------------------|---------------|-----|-----------|--------------|-------------|-------------|-------------|------------|-------------|-------------|-------------|-------------|-------------|------------|-------------|-------------|-------------|-------------|------------|-------------|------------|-------------|
| | | | | | FG | FGA | PCT | FG | FGA | PCT | FT | FTA | PCT | OFF | DEF | TOT | AST | PF | | STL | TO | BLK |
| June 3 | @ Los Angeles | L | 1 | 200 | 31 | 66 | .470 | 10 | 24 | .417 | 10 | 14 | .714 | 14 | 27 | 41 | 17 | 15 | 4 | 14 | 5 | 82 |
| June 5 | LOS ANGELES | W | 1 | 200 | 23 | 62 | .371 | 7 | 19 | .368 | 16 | 18 | .889 | 5 | 23 | 28 | 16 | 19 | 3 | 17 | 0 | 69 |
| June 7 | TULSA | W | 1 | 200 | 23 | 68 | .338 | 4 | 20 | .200 | 15 | 18 | .833 | 7 | 28 | 35 | 9 | 24 | 7 | 12 | 5 | 65 |
| June 9 | @ Seattle | W | 1 | 200 | 30 | 73 | .411 | 8 | 25 | .320 | 6 | 8 | .750 | 7 | 19 | 26 | 13 | 21 | 7 | 11 | 3 | 74 |
| June 17 | ATLANTA | W | 1 | 200 | 32 | 73 | .438 | 4 | 11 | .364 | 17 | 26 | .654 | 15 | 21 | 36 | 13 | 24 | 8 | 18 | 3 | 85 |
| June 19 | @ Atlanta | W | 1 | 200 | 21 | 70 | .300 | 2 | 18 | .111 | 20 | 32 | .625 | 16 | 22 | 38 | 12 | 19 | 3 | 16 | 4 | 64 |
| June 24 | @ Seattle | L | 1 | 200 | 21 | 51 | .412 | 2 | 13 | .154 | 21 | 25 | .840 | 4 | 30 | 34 | 14 | 20 | 5 | 17 | 3 | 65 |
| June 26 | INDIANA | L | 1 | 200 | 27 | 59 | .458 | 8 | 18 | .444 | 16 | 18 | .888 | 4 | 22 | 26 | 15 | 21 | 5 | 11 | 4 | 78 |
| June 30 | @ Tulsa | W | 1 | 200 | 24 | 63 | .381 | 7 | 25 | .280 | 16 | 22 | .727 | 5 | 19 | 24 | 17 | 27 | 11 | 27 | 3 | 71 |
| July 9 | CONNECTICUT | W | 1 | 200 | 27 | 78 | .346 | 6 | 19 | .316 | 7 | 7 | 1.000 | 8 | 24 | 32 | 12 | 10 | 8 | 11 | 3 | 67 |
| July 13 | PHOENIX | L | 1 | 200 | 39 | 73 | .534 | 14 | 27 | .519 | 20 | 22 | .909 | 4 | 28 | 32 | 30 | 24 | 5 | 15 | 2 | 112 |
| July 15 | @ Indiana | W | 1 | 200 | 24 | 61 | .393 | 7 | 25 | .280 | 15 | 18 | .833 | 9 | 17 | 26 | 16 | 15 | 9 | 18 | 4 | 70 |
| July 16 | SEATTLE | W | 1 | 200 | 22 | 58 | .379 | 9 | 23 | .391 | 9 | 9 | 1.000 | 5 | 25 | 30 | 10 | 19 | 6 | 17 | 2 | 62 |
| July 20 | @ Phoenix | W | 1 | 200 | 32 | 62 | .516 | 10 | 23 | .435 | 24 | 34 | .706 | 9 | 17 | 26 | 21 | 20 | 4 | 17 | 5 | 98 |
| July 26 | LOS ANGELES | W | 1 | 200 | 26 | 56 | .464 | 7 | 14 | .500 | 13 | 19 | .684 | 11 | 21 | 32 | 10 | 18 | 7 | 25 | 3 | 72 |
| July 29 | SEATTLE | W | 1 | 200 | 22 | 53 | .415 | 4 | 15 | .267 | 19 | 22 | .864 | 5 | 19 | 24 | 19 | 17 | 11 | 18 | 5 | 67 |
| July 31 | @ San Antonio | W | 1 | 200 | 24 | 61 | .393 | 8 | 18 | .444 | 13 | 17 | .765 | 3 | 25 | 28 | 20 | 11 | 10 | 12 | 3 | 69 |
| August 2 | PHOENIX | W | 1 | 200 | 25 | 63 | .397 | 4 | 10 | .400 | 19 | 21 | .905 | 7 | 23 | 30 | 10 | 23 | 6 | 16 | 2 | 73 |
| August 4 | SAN ANTONIO | W | 1 | 200 | 23 | 60 | .383 | 2 | 14 | .143 | 12 | 16 | .750 | 5 | 34 | 39 | 10 | 18 | 4 | 15 | 4 | 60 |
| August 7 | @ Los Angeles | W | 1 | 200 | 28 | 55 | .509 | 5 | 14 | .357 | 17 | 20 | .850 | 8 | 19 | 27 | 16 | 22 | 7 | 18 | 2 | 78 |
| August 9 | @ Phoenix | L | 1 | 200 | 27 | 66 | .409 | 9 | 21 | .429 | 22 | 29 | .759 | 14 | 26 | 40 | 14 | 19 | 6 | 14 | 7 | 85 |
| August 12 | @ Chicago | W | 1 | 200 | 31 | 71 | .437 | 3 | 10 | .300 | 11 | 15 | .733 | 6 | 26 | 32 | 15 | 16 | 8 | 11 | 6 | 76 |
| August 14 | TULSA | W | 1 | 200 | 17 | 50 | .340 | 5 | 13 | .385 | 15 | 18 | .833 | 4 | 20 | 24 | 8 | 20 | 6 | 20 | 6 | 54 |
| August 16 | @ Connecticut | L | 1 | 200 | 38 | 72 | .528 | 9 | 19 | .474 | 23 | 32 | .719 | 11 | 25 | 36 | 23 | 17 | 5 | 8 | 4 | 108 |
| August 18 | @ Washington | W | 1 | 200 | 26 | 61 | .426 | 4 | 21 | .190 | 6 | 8 | .750 | 11 | 16 | 27 | 11 | 17 | 7 | 17 | 2 | 62 |
| August 20 | LOS ANGELES | W | 1 | 200 | 27 | 56 | .482 | 8 | 17 | .471 | 6 | 9 | .667 | 5 | 19 | 24 | 15 | 14 | 3 | 17 | 3 | 68 |
| August 23 | @ Tulsa | W | 1 | 200 | 27 | 63 | .429 | 5 | 22 | .227 | 13 | 14 | .929 | 10 | 24 | 34 | 16 | 18 | 1 | 15 | 2 | 72 |
| August 26 | SAN ANTONIO | W | 1 | 200 | 28 | 61 | .459 | 6 | 17 | .353 | 13 | 16 | .813 | 6 | 17 | 23 | 20 | 17 | 8 | 13 | 2 | 75 |
| August 28 | @ San Antonio | W | 1 | 200 | 19 | 63 | .302 | 11 | 28 | .393 | 12 | 17 | .706 | 6 | 21 | 27 | 16 | 15 | 6 | 8 | 3 | 61 |
| August 30 | WASHINGTON | W | 1 | 200 | 21 | 59 | .356 | 5 | 19 | .263 | 9 | 12 | .750 | 4 | 19 | 23 | 9 | 15 | 8 | 19 | 0 | 56 |
| September 2 | NEW YORK | L | 1 | 200 | 29 | 72 | .403 | 13 | 26 | .500 | 7 | 9 | .778 | 13 | 26 | 39 | 14 | 16 | 6 | 13 | 5 | 78 |
| September 4 | @ New York | W | 1 | 200 | 25 | 70 | .357 | 3 | 13 | .231 | 15 | 20 | .750 | 11 | 17 | 28 | 16 | 17 | 4 | 10 | 1 | 68 |
| September 8 | CHICAGO | W | 1 | 200 | 25 | 69 | .362 | 7 | 23 | .304 | 12 | 14 | .857 | 9 | 23 | 32 | 15 | 16 | 3 | 11 | 8 | 69 |
| September 11 | @ Phoenix | W | 1 | 200 | 32 | 71 | .451 | 15 | 29 | .517 | 11 | 12 | .917 | 7 | 15 | 22 | 20 | 12 | 3 | 7 | 7 | 90 |
| Season Totals | | | 34 | 6800 | 896 | 2169 | .413 | 231 | 653 | .354 | 480 | 611 | .786 | 268 | 757 | 1025 | 512 | 616 | 204 | 508 | 121 | 2503 |
| Season Averages | | | | 200.0 | 26.4 | 63.8 | | 6.8 | 19.2 | | 14.1 | 18.0 | | 7.9 | 22.3 | 30.1 | 15.1 | 18.1 | 6.0 | 14.9 | 3.6 | 73.6 |



2011 DAY-BY-DAY STATISTICS

| Date | Opp | Score | Home | Road | Total | High Scoring | High Rebounds | High Assists | Opponent Scoring | Attendance |
|--------------|---------------|-------------|------|------|-------|--------------------------|--------------------------|-------------------------|-------------------|------------|
| June 3 | @ Los Angeles | (L) 74-82 | 0-0 | 0-1 | 0-1 | Moore (21) | Brunson (12) | Whalen (5) | Parker (19) | 13,589 |
| June 5 | LOS ANGELES | (W) 86-69 | 1-0 | 0-1 | 1-1 | Augustus (17) | Brunson (15) | Whalen (7) | Toliver (13) | 10,123 |
| June 7 | TULSA | (W) 75-65 | 2-0 | 0-1 | 2-1 | Brunson (17) | Brunson (15) | Whalen (4) | Cabbage (16) | 7,713 |
| June 9 | @ Seattle | (W) 81-74 | 2-0 | 1-1 | 3-1 | Brunson (22) | Brunson (14) | Whalen (10) | Bird (24) | 6,291 |
| June 17 | ATLANTA | (W) 96-85 | 3-0 | 1-1 | 4-1 | Augustus (25) | Brunson (14) | Whalen (8) | McCoughtry (27) | 7,556 |
| June 19 | @ Atlanta | (W) 77-64 | 3-0 | 2-1 | 5-1 | Augustus (19) | McWilliams-Franklin (12) | Moore/Whalen (5) | Harding (14) | 7,274 |
| June 24 | @ Seattle | (L) 55-65 | 3-0 | 2-2 | 5-2 | Augustus (17) | McWilliams-Franklin (8) | Whalen (3) | Little (16) | 7,914 |
| June 26 | INDIANA | (L) 75-78 | 3-1 | 2-2 | 5-3 | Moore (21) | Brunson (11) | Whalen (4) | Douglas (22) | 7,117 |
| June 30 | @ Tulsa | (W) 101-71 | 3-1 | 3-2 | 6-3 | Whalen (21) | McWilliams-Franklin (9) | Whalen (5) | Latta (13) | 3,970 |
| July 9 | CONNECTICUT | (W) 90-67 | 4-1 | 3-2 | 7-3 | Moore (26) | Brunson/McWilliams (10) | Whalen (8) | Montgomery (14) | 8,205 |
| July 13 | PHOENIX | (L) 105-112 | 4-2 | 3-2 | 7-4 | Augustus (22) | Brunson (16) | Whalen (6) | Taurasi (27) | 11,820 |
| July 15 | @ Indiana | (W) 80-70 | 4-2 | 4-2 | 8-4 | Brunson (20) | McWilliams-Franklin (9) | Whalen (7) | Catchings (22) | 7,538 |
| July 16 | SEATTLE | (W) 69-62 | 5-2 | 4-2 | 9-4 | Augustus (19) | Moore (9) | McWilliams-Franklin (4) | Wright (18) | 7,733 |
| July 20 | @ Phoenix | (W) 106-98 | 5-2 | 5-2 | 10-4 | Augustus (25) | Augustus/Brunson (6) | Whalen (8) | Taurasi (24) | 12,118 |
| July 26 | LOS ANGELES | (W) 85-72 | 6-2 | 5-2 | 11-4 | Augustus (22) | McWilliams-Franklin (9) | Whalen (7) | Toliver (28) | 8,044 |
| July 29 | SEATTLE | (W) 92-67 | 7-2 | 5-2 | 12-4 | Augustus/Wiggins (16) | Augustus (5) | Moore (6) | Cash (18) | 7,856 |
| July 31 | @ San Antonio | (W) 70-69 | 7-2 | 6-2 | 13-4 | Whalen (23) | Brunson (13) | Whalen (6) | Perkins (18) | 7,260 |
| August 2 | PHOENIX | (W) 90-73 | 8-2 | 6-2 | 14-4 | Moore (22) | McWilliams-Franklin (10) | Whalen (5) | Taurasi (20) | 7,126 |
| August 4 | SAN ANTONIO | (W) 62-60 | 9-2 | 6-2 | 15-4 | McWilliams-Franklin (1) | Brunson (13) | Whalen (6) | Young (18) | 8,123 |
| August 7 | @ Los Angeles | (W) 84-78 | 9-2 | 7-2 | 16-4 | Whalen (24) | Augustus/Brunson (7) | Whalen (8) | Milton-Jones (18) | 13,528 |
| August 9 | @ Phoenix | (L) 80-85 | 9-2 | 7-3 | 16-5 | Moore (28) | Brunson (11) | Whalen (6) | Taurasi (26) | 6,726 |
| August 12 | @ Chicago | (W) 79-76 | 9-2 | 8-3 | 17-5 | Whalen (16) | Brunson (11) | Whalen (6) | Fowles (28) | 6,289 |
| August 14 | TULSA | (W) 82-54 | 10-2 | 8-3 | 18-5 | Augustus (16) | Brunson (6) | Whalen (9) | Swoopes (9) | 8,388 |
| August 16 | @ Connecticut | (L) 79-108 | 10-2 | 8-4 | 18-6 | Whalen (20) | Brunson/Moore (5) | McWilliams-Franklin (3) | Montgomery (17) | 9,323 |
| August 18 | @ Washington | (W) 81-62 | 10-2 | 9-4 | 19-6 | Augustus (18) | McWilliams-Franklin (7) | Whalen (7) | Ajavon (15) | 9,483 |
| August 20 | LOS ANGELES | (W) 87-68 | 11-2 | 9-4 | 20-6 | Augustus (17) | McWilliams-Franklin (8) | Whalen (5) | Parker (18) | 8,816 |
| August 23 | @Tulsa | (W) 78-72 | 11-2 | 10-4 | 21-6 | McWilliams-Franklin (18) | Brunson (10) | McWilliams/Whalen (4) | Holt (18) | 3,750 |
| August 26 | SAN ANTONIO | (W) 85-75 | 12-2 | 10-4 | 22-6 | Augustus (19) | Brunson (8) | Whalen (9) | D. Robinson (11) | 9,212 |
| August 28 | @ San Antonio | (W) 72-61 | 12-2 | 11-4 | 23-6 | Augustus (20) | Brunson (14) | Tied (3) | Hodges (12) | 7,924 |
| August 30 | WASHINGTON | (W) 73-56 | 13-2 | 11-4 | 24-6 | Whalen (21) | Brunson (7) | Whalen (5) | Langhorne (13) | 8,065 |
| September 2 | NEW YORK | (L) 62-78 | 13-3 | 11-4 | 24-7 | Augustus (17) | Brunson (8) | Augustus (6) | Mitchell (24) | 8,929 |
| September 4 | @ New York | (W) 86-68 | 13-3 | 12-4 | 25-7 | Moore (19) | 3 Tied (6) | Whalen (7) | Pierson (17) | 8,247 |
| September 8 | CHICAGO | (W) 78-69 | 14-3 | 12-4 | 26-7 | Augustus (22) | Moore/Whalen (7) | Whalen (10) | Fowles/Thorn (17) | 8,781 |
| September 11 | @ Phoenix | (W) 96-90 | 14-3 | 13-4 | 27-7 | 3 Tied (15) | Adair (13) | Wright (6) | Taurasi (19) | 12,666 |



2011 SEASON SUMMARY

| | RECORD | HOME | ROAD |
|----------------|--------|------|------|
| OVERALL | 27-7 | 14-3 | 13-4 |
| EASTERN | 9-3 | 4-2 | 5-1 |
| WESTERN | 18-4 | 10-1 | 8-3 |

TEAM WINNING & LOSING STREAKS:

| | OVERALL | HOME | ROAD |
|-------|---|--|---|
| Long: | Win (3) Win (9) Loss (2) | Win (1) Win (9) Loss (1) | Win (5) Win (5) Loss (1) |
| Last: | Win: September 11 @ Phoenix (96-90) Loss: September 2 vs. New York (62-78) | Win: September 8 vs. Chicago (78-69) Loss: September 2 vs. New York (62-78) | Win: September 11 @ Phoenix (96-90) Loss: August 16 @ Connecticut (79-108) |

| MONTH | W/L | OFFENSE | DEFENSE | VS. OPPONENT | HOME ATTENDANCE |
|------------------|------|---------|----------|--------------|-----------------------|
| May | 0-0 | 70+25-5 | 70+12-6 | .500+13-6 | 17 Games |
| June | 6-3 | 70< 2-2 | <70 15-1 | <.500 14-0 | Total: 143,507 |
| July | 7-1 | | | | Average: 8,447 |
| August | 11-2 | | | | 11,820 High |
| September | 3-1 | | | | |

| MARGINS | 1 | 2 | 3 | 4 | 5 | 6 | 7 | 8 | 9 | 10 | 11 | 12 | 13 | 14 | 15 | 16 | 17 | 18 | 19 | 20 | 21 | 22 | 23 | 24 | 25 | 26 | 27 | 28 | 29 | 30+ |
|-----------------|---|---|---|---|---|---|---|---|---|----|----|----|----|----|----|----|----|----|----|----|----|----|----|----|----|----|----|----|----|-----|
| WON BY: | 1 | 1 | 1 | | | 3 | 2 | 1 | 1 | 3 | 2 | | 2 | | | | 3 | 1 | 2 | | | | 1 | | 1 | | 1 | | 1 | |
| LOST BY: | | | | 1 | 1 | | 1 | 1 | | 1 | | | | | | 1 | | | | | | | | | | | | | 1 | |

| At Start Of: | | OVERALL | HOME | ROAD | ROAD | FG% | OVERALL | HOME-ROAD |
|--------------------|---------|---------|------|------|--------|-----|---------|-----------|
| 2nd Quarter | Ahead: | 19-1 | 10-1 | 9-0 | -44% | 9-6 | 5-2 | 3-4 |
| | Behind: | 8-5 | 4-2 | 4-3 | 45-49% | 7-1 | 4-1 | 3-0 |
| | Tied: | 0-1 | 0-0 | 0-1 | 50-54% | 5-0 | 2-0 | 3-0 |
| 3rd Quarter | Ahead: | 22-3 | 12-2 | 10-1 | 55-59% | 6-0 | 2-0 | 4-0 |
| | Behind: | 3-3 | 1-1 | 2-2 | +60% | 0-0 | 0-0 | 0-0 |
| | Tied: | 2-1 | 1-0 | 1-1 | | | | |
| 4th Quarter | Ahead: | 27-3 | 14-2 | 13-1 | | | | |
| | Behind: | 0-4 | 0-1 | 0-3 | | | | |
| | Tied: | 0-0 | 0-0 | 0-0 | | | | |



2010 TEAM ROSTER



| No. | Player | Pos | Ht | Wt | Birthdate | College | Years |
|-----|------------------------|-----|------|-----|-------------------|-----------------------|-------|
| 1 | Jessica Adair | C | 6-4 | 210 | December 19, 1986 | George Washington | R |
| 21 | Nicky Anosike | F/C | 6-3 | 210 | February 27, 1986 | Tennessee | 2 |
| 33 | Seimone Augustus | F/G | 6-0 | 168 | April 30, 1984 | LSU | 4 |
| 32 | Rebekkah Brunson | F | 6-3 | 177 | December 11, 1981 | Georgetown | 6 |
| 9 | Quanitra Hollingsworth | C | 6-5 | 201 | November 15, 1988 | Virginia Commonwealth | R |
| 14 | Alexis Hornbuckle | G | 5-11 | 155 | October 16, 1985 | Tennessee | 2 |
| 24 | Charde Houston | F | 6-0 | 186 | April 10, 1986 | Connecticut | 2 |
| 99 | Hamchetou Maiga-Ba | F | 6-2 | 167 | April 25, 1978 | Old Dominion | 8 |
| 44 | Kristen Mann | F | 6-1 | 185 | August 10, 1983 | UC Santa Barbara | 5 |
| 13 | Lindsay Whalen | G | 5-9 | 169 | May 9, 1982 | Minnesota | 6 |
| 11 | Candice Wiggins | G | 5-11 | 152 | February 14, 1987 | Stanford | 2 |
| 22 | Monica Wright | G/F | 5-10 | 178 | July 15, 1988 | Virginia | R |

Head Coach: Cheryl Reeve (LaSalle)

Assistant Coaches: Jim Petersen (Minnesota), Shelley Patterson (Washington State)

Trainers: Chuck Barta (Wisconsin-La Crosse), Keith Uzpen (Minnesota State-Mankato)

2010 STARTING LINEUPS

| Game #s | Forward | Forward | Center | Guard | Guard | Rec |
|-------------|----------|-----------|---------------|------------|---------|-----|
| 1-6 | Augustus | Houston | Anosike | Miller | Wiggins | 4-2 |
| 7-15, 26-30 | Hodges | Houston | Anosike | Miller | Wiggins | 6-8 |
| 16-24 | Hodges | Houston | Anosike | Montgomery | Wiggins | 2-7 |
| 25 | McCants | Montanana | Hollingsworth | Miller | Wiggins | 0-1 |
| 31-34 | Hodges | Houston | Humphrey | Miller | Wiggins | 2-2 |



2010 FINAL STATISTICS

| PLAYER | G | GS | MIN | Field Goals | | | 3-Point FG | | | Free Throws | | | Rebounds | | | | AST | PF | DQ | STL | TO | BLK | PTS | AVG |
|------------------|-----------|------------|-------------|-------------|-------------|-------------|------------|------------|-------------|-------------|------------|-------------|------------|------------|-------------|------------|------------|----------|------------|------------|------------|-------------|-------------|-----|
| | | | | FG | FGA | PCT | FG | FGA | PCT | FT | FTA | PCT | OFF | DEF | TOT | | | | | | | | | |
| Augustus | 25 | 25 | 832 | 176 | 410 | .429 | 36 | 107 | .336 | 34 | 51 | .667 | 9 | 72 | 81 | 47 | 33 | 0 | 17 | 35 | 7 | 422 | 16.9 | |
| Wiggins | 8 | 7 | 238 | 30 | 74 | .405 | 21 | 46 | .457 | 29 | 30 | .967 | 7 | 15 | 22 | 17 | 21 | 1 | 14 | 19 | 0 | 110 | 13.8 | |
| Whalen | 33 | 33 | 1110 | 134 | 327 | .410 | 15 | 66 | .227 | 133 | 148 | .899 | 31 | 100 | 131 | 184 | 85 | 2 | 46 | 76 | 5 | 416 | 12.6 | |
| Houston | 34 | 8 | 758 | 153 | 368 | .416 | 46 | 126 | .365 | 50 | 71 | .704 | 32 | 106 | 138 | 46 | 70 | 0 | 43 | 68 | 20 | 402 | 11.8 | |
| Brunson | 30 | 30 | 915 | 117 | 273 | .429 | 0 | 1 | .000 | 106 | 160 | .663 | 120 | 190 | 310 | 23 | 91 | 0 | 36 | 49 | 29 | 340 | 11.3 | |
| Wright | 34 | 24 | 866 | 139 | 376 | .370 | 32 | 94 | .340 | 68 | 83 | .819 | 29 | 68 | 97 | 50 | 101 | 2 | 34 | 67 | 7 | 378 | 11.1 | |
| Anosike | 31 | 30 | 928 | 83 | 223 | .372 | 0 | 0 | --- | 119 | 154 | .773 | 82 | 130 | 212 | 60 | 91 | 1 | 62 | 66 | 32 | 285 | 9.2 | |
| McCants | 17 | 4 | 268 | 33 | 84 | .393 | 11 | 37 | .297 | 18 | 29 | .621 | 21 | 20 | 41 | 16 | 37 | 0 | 10 | 14 | 2 | 95 | 5.6 | |
| Adair | 1 | 0 | 14 | 1 | 1 | 1.000 | 0 | 0 | --- | 3 | 4 | .750 | 4 | 4 | 8 | 0 | 4 | 0 | 0 | 0 | 0 | 5 | 5.0 | |
| Hornbuckle (TOT) | 28 | 10 | 510 | 44 | 129 | .341 | 14 | 49 | .286 | 24 | 30 | .800 | 21 | 51 | 72 | 57 | 71 | 1 | 41 | 39 | 13 | 126 | 4.5 | |
| Hornbuckle (MN) | 13 | 0 | 194 | 13 | 46 | .283 | 4 | 24 | .167 | 9 | 12 | .750 | 8 | 12 | 20 | 17 | 31 | 1 | 18 | 12 | 3 | 39 | 3.0 | |
| Maiga-Ba | 34 | 9 | 467 | 43 | 112 | .384 | 0 | 1 | .000 | 22 | 33 | .667 | 35 | 43 | 78 | 31 | 54 | 0 | 13 | 36 | 5 | 108 | 3.2 | |
| Martinez | 15 | 0 | 128 | 6 | 33 | .182 | 3 | 20 | .150 | 12 | 18 | .667 | 0 | 11 | 11 | 11 | 22 | 0 | 5 | 12 | 0 | 27 | 1.8 | |
| Hollingsworth | 25 | 0 | 182 | 14 | 37 | .378 | 0 | 0 | --- | 15 | 25 | .600 | 13 | 31 | 44 | 4 | 38 | 0 | 5 | 21 | 1 | 43 | 1.7 | |
| Mann | 5 | 0 | 15 | 1 | 6 | .167 | 1 | 4 | .250 | 0 | 0 | --- | 0 | 0 | 0 | 0 | 0 | 0 | 0 | 0 | 0 | 3 | 0.6 | |
| Marginean | 4 | 0 | 12 | 1 | 5 | .200 | 0 | 0 | --- | 0 | 0 | --- | 3 | 1 | 4 | 1 | 2 | 0 | 1 | 1 | 1 | 2 | 0.5 | |
| LYNX | 34 | --- | 6925 | 944 | 2375 | .397 | 169 | 526 | .321 | 618 | 818 | .756 | 394 | 303 | 1197 | 507 | 682 | 7 | 304 | 493 | 112 | 2675 | 78.7 | |
| OPPONENTS | 34 | --- | 6875 | 998 | 2236 | .446 | 217 | 638 | .340 | 578 | 737 | .784 | 297 | 891 | 1188 | 607 | 681 | 5 | 254 | 564 | 178 | 2791 | 82.1 | |

| PLAYER | Single-Game Highs | | | | | | | Average Per Game | | | | | | | Career Highs (C=Set, T=Tied This Season) | | | | | | |
|------------------|-------------------|-----------|-----------|-----------|-----------|-----------|------------|------------------|-------------|-------------|-------------|-------------|-------------|-------------|--|------------|-----------|-----------|-----------|------------|-------------|
| | MIN | REB | AST | ST | TO | BL | PTS | MIN | REB | AST | STL | TO | BLK | PTS | FG | FGA | FT | FTA | REB | AST | PTS |
| Augustus | 42 | 8 | 6 | 2 | 5 | 2 | 36 | 33.3 | 3.2 | 1.9 | 0.68 | 1.4 | 0.28 | 16.9 | 16 | 28 | 14 | 15 | 9 | 10 | 39 |
| Wiggins | 34 | 6 | 4 | 3 | 5 | 0 | 22 | 29.8 | 2.8 | 2.1 | 1.75 | 2.4 | 0.00 | 13.8 | 9 | 19 | 13 | 17 | 8 | 12 | 27 |
| Whalen | 42 | 7 | 12 | 4 | 6 | 1 | 27 | 3.6 | 4.0 | 5.6 | 1.39 | 2.3 | 0.15 | 12.6 | 13 | 18T | 13 | 16 | 12 | 13 | 33 |
| Houston | 39 | 13 | 4 | 4 | 5 | 3 | 26 | 22.3 | 4.1 | 1.4 | 1.26 | 2.0 | 0.59 | 11.8 | 12C | 23C | 8 | 9 | 13T | 5 | 26T |
| Brunson | 39 | 18 | 3 | 4 | 4 | 3 | 24 | 30.5 | 10.3 | 0.8 | 1.20 | 1.6 | 0.97 | 11.3 | 13 | 18 | 10 | 13 | 19 | 4 | 32 |
| Wright | 34 | 7 | 4 | 4 | 7 | 2 | 32 | 25.5 | 2.9 | 1.5 | 1.00 | 2.0 | 0.21 | 11.1 | 12C | 23C | 8C | 8C | 7C | 4C | 32C |
| Anosike | 38 | 12 | 5 | 7 | 5 | 5 | 17 | 29.9 | 6.8 | 1.9 | 2.00 | 2.0 | 1.03 | 9.2 | 9 | 17 | 12 | 17 | 16 | 8 | 24 |
| McCants | 29 | 7 | 3 | 3 | 4 | 1 | 18 | 15.8 | 2.4 | 0.9 | 0.59 | 0.8 | 0.12 | 5.6 | 6T | 17 | 4C | 6T | 8 | 4 | 18C |
| Adair | 14 | 8 | 0 | 0 | 0 | 0 | 5 | 14.0 | 8.0 | 0.0 | 0.00 | 0.0 | 0.00 | 5.0 | 1C | 1C | 3C | 4C | 8C | 0C | 5C |
| Hornbuckle (TOT) | 30 | 8 | 6 | 4 | 4 | 3 | 12 | 18.2 | 2.6 | 2.0 | 1.46 | 1.4 | 0.46 | 4.5 | 6 | 12 | 6 | 10 | 15 | 7 | 14 |
| Hornbuckle (MN) | 21 | 3 | 4 | 4 | 2 | 2 | 9 | 14.9 | 1.5 | 1.3 | 1.38 | 0.9 | 0.23 | 3.0 | | | | | | | |
| Maiga-Ba | 29 | 6 | 4 | 3 | 5 | 1 | 10 | 13.7 | 2.3 | 0.9 | 0.38 | 101 | 0.15 | 3.2 | 9 | 13 | 7 | 8 | 10 | 6 | 20 |
| Martinez | 20 | 3 | 2 | 3 | 3 | 0 | 6 | 8.5 | 0.7 | 0.7 | 0.33 | 0.8 | 0.00 | 1.8 | 2C | 7C | 4C | 6C | 3C | 2C | 6C |
| Hollingsworth | 16 | 5 | 1 | 1 | 3 | 1 | 8 | 7.3 | 1.8 | 0.2 | 0.2 | 0.80 | 0.4 | 1.7 | 4 | 9 | 9 | 13 | 9 | 1T | 17 |
| Mann | 5 | 0 | 0 | 0 | 0 | 0 | 3 | 3.0 | 0.0 | 0.0 | 0.00 | 0.0 | 0.00 | 0.6 | 8 | 13 | 4 | 5 | 9 | 8 | 19 |
| Marginean | 5 | 3 | 1 | 1 | 1 | 1 | 2 | 3.0 | 1.0 | 0.3 | 0.25 | 0.3 | 0.25 | 0.5 | 1C | 5C | 0C | 0C | 3C | 1C | 2C |
| LYNX | 250 | 46 | 25 | 14 | 23 | 9 | 124 | 203.7 | 35.2 | 14.9 | 8.94 | 14.5 | 3.29 | 78.7 | 42C | 95C | 37 | 45 | 49 | 30 | 124C |
| OPPONENTS | 250 | 51 | 30 | 15 | 23 | 14 | 127 | 203.7 | 34.9 | 17.9 | 7.47 | 16.6 | 5.21 | 82.1 | 47C | 96C | 42 | 55 | 56 | 30C | 127C |



2010 OFFENSIVE GAME-BY-GAME STATISTICS

| Date | Opponent | W/L | G | MIN | Field Goals | | | 3-Point FG | | | Free Throws | | | Rebounds | | | | | | | PTS | |
|------------------------|---------------|-----|-----------|--------------|-------------|-------------|-------------|------------|-------------|-------------|-------------|-------------|-------------|------------|-------------|-------------|-------------|-------------|------------|-------------|------------|-------------|
| | | | | | FG | FGA | PCT | FG | FGA | PCT | FT | FTA | PCT | OFF | DEF | TOT | AST | PF | STL | TO | | BLK |
| May 15 | @ Tulsa | W | 1 | 200 | 30 | 72 | .417 | 5 | 16 | .313 | 15 | 17 | .882 | 8 | 31 | 39 | 12 | 22 | 14 | 21 | 6 | 80 |
| May 16 | WASHINGTON | L | 1 | 200 | 29 | 70 | .414 | 4 | 20 | .200 | 14 | 15 | .933 | 9 | 17 | 26 | 19 | 30 | 8 | 17 | 3 | 76 |
| May 19 | @ Seattle | L | 1 | 200 | 27 | 61 | .443 | 3 | 10 | .300 | 19 | 21 | .905 | 11 | 21 | 32 | 12 | 18 | 6 | 12 | 3 | 76 |
| May 23 | TULSA | L | 1 | 200 | 24 | 74 | .324 | 7 | 19 | .368 | 27 | 35 | .771 | 20 | 25 | 45 | 12 | 23 | 8 | 23 | 9 | 82 |
| May 27 | @ Connecticut | L | 1 | 200 | 29 | 72 | .403 | 7 | 24 | .292 | 14 | 20 | .700 | 16 | 23 | 39 | 15 | 28 | 8 | 20 | 2 | 79 |
| May 29 | CHICAGO | L | 1 | 200 | 18 | 56 | .321 | 4 | 14 | .286 | 18 | 32 | .563 | 16 | 23 | 39 | 11 | 22 | 4 | 19 | 4 | 58 |
| June 1 | PHOENIX | W | 1 | 200 | 33 | 73 | .452 | 9 | 19 | .474 | 17 | 21 | .810 | 11 | 29 | 40 | 19 | 16 | 8 | 16 | 5 | 92 |
| June 4 | @ Tulsa | L | 1 | 200 | 26 | 68 | .382 | 4 | 14 | .286 | 23 | 31 | .742 | 16 | 16 | 32 | 16 | 21 | 14 | 23 | 2 | 79 |
| June 6 | INDIANA | L | 1 | 200 | 12 | 58 | .207 | 0 | 4 | .000 | 27 | 34 | .794 | 11 | 20 | 31 | 9 | 22 | 6 | 22 | 4 | 51 |
| June 10 | @ Phoenix | L | 1 | 200 | 29 | 66 | .439 | 8 | 21 | .381 | 22 | 26 | .846 | 8 | 22 | 30 | 17 | 16 | 10 | 13 | 2 | 88 |
| June 13 | @ Los Angeles | L | 1 | 200 | 30 | 68 | .441 | 8 | 20 | .400 | 16 | 19 | .842 | 10 | 21 | 31 | 19 | 26 | 10 | 15 | 1 | 84 |
| June 18 | TULSA | W | 1 | 200 | 24 | 76 | .316 | 9 | 27 | .333 | 21 | 24 | .875 | 14 | 27 | 41 | 21 | 21 | 13 | 13 | 4 | 78 |
| June 19 | @ Tulsa | W | 1 | 200 | 35 | 69 | .507 | 12 | 19 | .632 | 10 | 15 | .667 | 12 | 15 | 27 | 21 | 21 | 12 | 13 | 1 | 92 |
| June 22 | @ New York | W | 1 | 200 | 27 | 59 | .458 | 5 | 11 | .455 | 16 | 20 | .800 | 7 | 19 | 26 | 16 | 15 | 12 | 14 | 2 | 75 |
| June 26 | @ San Antonio | L | 1 | 200 | 25 | 65 | .385 | 3 | 10 | .300 | 13 | 21 | .619 | 4 | 19 | 23 | 9 | 17 | 9 | 9 | 2 | 66 |
| July 1 | @ Atlanta | L | 1 | 200 | 20 | 67 | .299 | 0 | 12 | .000 | 18 | 25 | .720 | 9 | 25 | 34 | 8 | 18 | 6 | 20 | 3 | 58 |
| July 8 | SAN ANTONIO | W | 1 | 200 | 33 | 62 | .532 | 4 | 14 | .286 | 19 | 31 | .613 | 11 | 27 | 38 | 17 | 20 | 10 | 14 | 2 | 89 |
| July 14 | ATLANTA | W | 1 | 200 | 28 | 73 | .384 | 2 | 12 | .167 | 25 | 36 | .694 | 9 | 29 | 38 | 18 | 18 | 10 | 12 | 2 | 83 |
| July 17 | SEATTLE | L | 1 | 200 | 24 | 69 | .348 | 3 | 9 | .333 | 20 | 30 | .667 | 13 | 18 | 31 | 12 | 16 | 12 | 13 | 5 | 71 |
| July 22 | SAN ANTONIO | L | 1 | 200 | 28 | 73 | .384 | 5 | 13 | .385 | 11 | 16 | .688 | 16 | 26 | 42 | 17 | 14 | 8 | 14 | 4 | 72 |
| July 24 | PHOENIX | L | 1 | 250 | 42 | 95 | .442 | 10 | 24 | .417 | 30 | 43 | .698 | 15 | 25 | 40 | 25 | 30 | 7 | 12 | 5 | 124 |
| July 27 | LOS ANGELES | L | 1 | 200 | 20 | 77 | .260 | 5 | 21 | .238 | 13 | 17 | .765 | 14 | 26 | 40 | 13 | 11 | 8 | 9 | 2 | 58 |
| July 29 | @ Phoenix | L | 1 | 200 | 35 | 81 | .432 | 6 | 17 | .353 | 16 | 28 | .571 | 13 | 21 | 34 | 12 | 20 | 9 | 13 | 4 | 92 |
| August 1 | SEATTLE | W | 1 | 200 | 27 | 60 | .450 | 3 | 10 | .300 | 15 | 20 | .750 | 7 | 21 | 28 | 15 | 14 | 8 | 14 | 4 | 72 |
| August 3 | CONNECTICUT | W | 1 | 225 | 39 | 81 | .481 | 9 | 22 | .409 | 24 | 31 | .774 | 9 | 26 | 35 | 24 | 23 | 11 | 12 | 6 | 111 |
| August 7 | @ Chicago | W | 1 | 225 | 32 | 74 | .432 | 6 | 15 | .400 | 17 | 20 | .850 | 12 | 21 | 33 | 18 | 25 | 8 | 13 | 3 | 87 |
| August 8 | NEW YORK | L | 1 | 200 | 24 | 73 | .329 | 4 | 14 | .286 | 20 | 25 | .800 | 20 | 26 | 46 | 10 | 10 | 9 | 13 | 5 | 72 |
| August 10 | @ San Antonio | W | 1 | 200 | 25 | 58 | .431 | 4 | 8 | .500 | 19 | 26 | .731 | 8 | 31 | 39 | 10 | 15 | 8 | 15 | 3 | 73 |
| August 12 | LOS ANGELES | L | 1 | 200 | 28 | 65 | .431 | 5 | 16 | .313 | 16 | 21 | .762 | 12 | 27 | 39 | 13 | 22 | 3 | 11 | 1 | 77 |
| August 13 | @ Washington | L | 1 | 200 | 23 | 76 | .303 | 2 | 19 | .105 | 10 | 13 | .769 | 10 | 24 | 34 | 9 | 14 | 10 | 10 | 7 | 58 |
| August 15 | SAN ANTONIO | W | 1 | 200 | 31 | 65 | .477 | 3 | 9 | .333 | 19 | 23 | .826 | 9 | 26 | 35 | 22 | 20 | 10 | 13 | 1 | 84 |
| August 17 | @ Seattle | L | 1 | 200 | 20 | 69 | .290 | 1 | 12 | .083 | 23 | 27 | .852 | 13 | 24 | 37 | 8 | 20 | 11 | 12 | 4 | 64 |
| August 20 | @ Los Angeles | L | 1 | 200 | 37 | 65 | .569 | 6 | 17 | .353 | 11 | 12 | .917 | 6 | 23 | 29 | 20 | 20 | 6 | 14 | 1 | 91 |
| August 22 | @ Indiana | W | 1 | 225 | 30 | 85 | .353 | 3 | 14 | .214 | 20 | 23 | .870 | 15 | 29 | 44 | 8 | 34 | 8 | 9 | 0 | 83 |
| Season Totals | | | 34 | 6925 | 998 | 2236 | .446 | 217 | 638 | .340 | 378 | 737 | .784 | 297 | 891 | 1188 | 607 | 681 | 254 | 564 | 178 | 2791 |
| Season Averages | | | | 203.7 | 29.4 | 65.8 | | 6.4 | 18.8 | | 17.0 | 21.7 | | 8.7 | 26.2 | 24.9 | 17.9 | 20.0 | 7.5 | 16.6 | 5.2 | 82.1 |



2010 DEFENSIVE GAME-BY-GAME STATISTICS

| Date | Opponent | W/L | G | MIN | Field Goals | | | 3-Point FG | | | Free Throws | | | Rebounds | | | | | | | | |
|------------------------|---------------|-----|-----------|--------------|-------------|-------------|-------------|------------|-------------|-------------|-------------|-------------|-------------|------------|-------------|-------------|-------------|-------------|------------|-------------|------------|-------------|
| | | | | | FG | FGA | PCT | FG | FGA | PCT | FT | FTA | PCT | OFF | DEF | TOT | AST | PF | STL | TO | BLK | PTS |
| May 15 | @ Tulsa | W | 1 | 200 | 25 | 66 | .379 | 5 | 14 | .357 | 19 | 30 | .633 | 11 | 26 | 37 | 16 | 16 | 14 | 22 | 5 | 74 |
| May 16 | WASHINGTON | L | 1 | 200 | 30 | 61 | .492 | 6 | 18 | .333 | 21 | 29 | .724 | 11 | 21 | 32 | 13 | 20 | 3 | 17 | 1 | 87 |
| May 19 | @ Seattle | L | 1 | 200 | 27 | 62 | .435 | 7 | 19 | .368 | 18 | 23 | .783 | 9 | 19 | 28 | 18 | 17 | 7 | 10 | 6 | 79 |
| May 23 | TULSA | L | 1 | 200 | 36 | 86 | .419 | 4 | 15 | .267 | 18 | 22 | .818 | 16 | 24 | 40 | 24 | 27 | 15 | 17 | 12 | 94 |
| May 27 | @ Connecticut | L | 1 | 200 | 34 | 67 | .507 | 9 | 24 | .375 | 28 | 32 | .875 | 6 | 24 | 30 | 15 | 20 | 13 | 13 | 3 | 105 |
| May 29 | CHICAGO | L | 1 | 200 | 26 | 64 | .406 | 6 | 21 | .286 | 15 | 18 | .833 | 9 | 19 | 28 | 18 | 26 | 7 | 10 | 9 | 73 |
| June 1 | PHOENIX | W | 1 | 200 | 28 | 75 | .373 | 11 | 21 | .524 | 15 | 16 | .938 | 11 | 28 | 39 | 14 | 18 | 10 | 15 | 6 | 82 |
| June 4 | @ Tulsa | L | 1 | 200 | 32 | 64 | .500 | 9 | 17 | .529 | 19 | 26 | .731 | 7 | 24 | 31 | 21 | 24 | 11 | 21 | 8 | 92 |
| June 6 | INDIANA | L | 1 | 200 | 29 | 56 | .518 | 9 | 16 | .563 | 22 | 24 | .917 | 3 | 27 | 30 | 12 | 33 | 12 | 16 | 14 | 89 |
| June 10 | @ Phoenix | L | 1 | 200 | 36 | 69 | .522 | 14 | 34 | .412 | 13 | 14 | .929 | 10 | 25 | 35 | 27 | 19 | 5 | 14 | 6 | 99 |
| June 13 | @ Los Angeles | L | 1 | 200 | 29 | 56 | .518 | 4 | 12 | .333 | 26 | 36 | .722 | 6 | 23 | 29 | 18 | 13 | 6 | 15 | 4 | 88 |
| June 18 | TULSA | W | 1 | 200 | 24 | 56 | .429 | 5 | 15 | .333 | 14 | 27 | .519 | 4 | 32 | 36 | 14 | 24 | 10 | 21 | 10 | 67 |
| June 19 | @ Tulsa | W | 1 | 200 | 29 | 58 | .500 | 4 | 11 | .364 | 16 | 24 | .667 | 11 | 19 | 30 | 14 | 17 | 5 | 21 | 3 | 78 |
| June 22 | @ New York | W | 1 | 200 | 24 | 59 | .407 | 5 | 16 | .313 | 15 | 18 | .833 | 8 | 20 | 28 | 16 | 18 | 11 | 16 | 2 | 68 |
| June 26 | @ San Antonio | L | 1 | 200 | 28 | 53 | .528 | 6 | 13 | .462 | 18 | 20 | .900 | 5 | 32 | 37 | 17 | 18 | 5 | 17 | 5 | 80 |
| July 1 | @ Atlanta | L | 1 | 200 | 30 | 67 | .448 | 4 | 15 | .267 | 12 | 17 | .706 | 5 | 32 | 37 | 21 | 19 | 14 | 21 | 5 | 76 |
| July 8 | SAN ANTONIO | W | 1 | 200 | 24 | 63 | .381 | 5 | 17 | .294 | 13 | 13 | 1.000 | 3 | 16 | 19 | 14 | 22 | 4 | 15 | 4 | 66 |
| July 14 | ATLANTA | W | 1 | 200 | 31 | 77 | .403 | 1 | 18 | .056 | 18 | 22 | .818 | 13 | 35 | 48 | 14 | 25 | 8 | 19 | 8 | 81 |
| July 17 | SEATTLE | L | 1 | 200 | 25 | 59 | .424 | 8 | 23 | .348 | 15 | 15 | 1.000 | 6 | 31 | 37 | 22 | 26 | 7 | 23 | 7 | 73 |
| July 22 | SAN ANTONIO | L | 1 | 200 | 27 | 69 | .391 | 8 | 22 | .364 | 12 | 15 | .800 | 12 | 20 | 32 | 13 | 14 | 6 | 13 | 5 | 74 |
| July 24 | PHOENIX | L | 1 | 250 | 47 | 85 | .553 | 4 | 21 | .190 | 29 | 33 | .879 | 9 | 32 | 41 | 22 | 32 | 9 | 19 | 8 | 127 |
| July 27 | LOS ANGELES | L | 1 | 200 | 29 | 66 | .439 | 7 | 20 | .350 | 6 | 9 | .667 | 6 | 37 | 43 | 23 | 14 | 6 | 14 | 5 | 71 |
| July 29 | @ Phoenix | L | 1 | 200 | 47 | 79 | .595 | 2 | 15 | .133 | 14 | 18 | .778 | 9 | 34 | 43 | 30 | 20 | 6 | 13 | 3 | 110 |
| August 1 | SEATTLE | W | 1 | 200 | 28 | 62 | .452 | 5 | 18 | .278 | 10 | 12 | .833 | 9 | 22 | 31 | 23 | 20 | 10 | 18 | 5 | 71 |
| August 3 | CONNECTICUT | W | 1 | 225 | 38 | 96 | .396 | 5 | 22 | .227 | 22 | 26 | .846 | 24 | 27 | 51 | 18 | 21 | 2 | 15 | 3 | 103 |
| August 7 | @ Chicago | W | 1 | 225 | 26 | 71 | .366 | 10 | 24 | .417 | 20 | 24 | .833 | 13 | 25 | 38 | 18 | 15 | 4 | 16 | 6 | 82 |
| August 8 | NEW YORK | L | 1 | 200 | 29 | 60 | .483 | 7 | 20 | .350 | 9 | 14 | .643 | 6 | 23 | 29 | 16 | 16 | 6 | 16 | 4 | 74 |
| August 10 | @ San Antonio | W | 1 | 200 | 27 | 62 | .435 | 4 | 22 | .182 | 8 | 15 | .533 | 4 | 26 | 30 | 17 | 19 | 4 | 14 | 5 | 66 |
| August 12 | LOS ANGELES | L | 1 | 200 | 29 | 67 | .433 | 6 | 22 | .273 | 14 | 20 | .700 | 9 | 21 | 30 | 16 | 16 | 7 | 12 | 2 | 78 |
| August 13 | @ Washington | L | 1 | 200 | 22 | 61 | .361 | 6 | 16 | .375 | 11 | 13 | .846 | 9 | 37 | 46 | 11 | 17 | 2 | 23 | 0 | 61 |
| August 15 | SAN ANTONIO | W | 1 | 200 | 23 | 57 | .404 | 9 | 25 | .360 | 23 | 27 | .852 | 3 | 24 | 27 | 17 | 18 | 9 | 18 | 3 | 78 |
| August 17 | @ Seattle | L | 1 | 200 | 24 | 61 | .393 | 6 | 14 | .429 | 14 | 21 | .667 | 11 | 32 | 43 | 15 | 25 | 7 | 19 | 2 | 68 |
| August 20 | @ Los Angeles | L | 1 | 200 | 33 | 66 | .500 | 10 | 20 | .500 | 22 | 24 | .917 | 11 | 18 | 29 | 24 | 10 | 6 | 11 | 1 | 98 |
| August 22 | @ Indiana | W | 1 | 225 | 22 | 56 | .393 | 6 | 18 | .333 | 29 | 40 | .725 | 8 | 36 | 44 | 16 | 22 | 3 | 20 | 8 | 79 |
| Season Totals | | | 34 | 6925 | 998 | 2236 | .446 | 217 | 638 | .340 | 578 | 737 | .784 | 297 | 891 | 1188 | 607 | 681 | 254 | 564 | 178 | 2791 |
| Season Averages | | | | 203.7 | 29.4 | 65.8 | | 6.4 | 18.8 | | 17.0 | 21.7 | | 8.7 | 26.2 | 34.9 | 17.9 | 20.0 | 7.5 | 16.6 | 5.2 | 82.1 |



2010 DAY-BY-DAY STATISTICS

| Date | Opponent | Score | Home | Road | Total | High Scoring | High Rebounds | High Assists | Opponent Scoring | Attendance |
|-----------|---------------|-------------------|------|------|-------|----------------------|---------------------|-----------------------|-----------------------|------------|
| May 15 | @ Tulsa | (W) 80-74 | 0-0 | 1-0 | 1-0 | Houston (21) | Anosike (9) | Whalen (6) | Holt (16) | 7,806 |
| May 16 | WASHINGTON | (L) 76-87 | 0-1 | 1-0 | 1-1 | Houston (19) | Tied with (4) | Whalen (7) | Currie (27) | 9,985 |
| May 19 | @ Seattle | (L) 76-79 | 0-1 | 1-1 | 1-2 | Wright (19) | Anosike (10) | Maiga-Ba (4) | Cash (24) | 6,687 |
| May 23 | TULSA | (L) 82-94 | 0-2 | 1-1 | 1-3 | Houston (23) | Anosike/Houston (9) | Maiga-Ba/Whalen (4) | Pierson/Zellous (14) | 6,822 |
| May 27 | @ Connecticut | (L) 79-105 | 0-2 | 1-2 | 1-4 | Houston/McCants (16) | Anosike/McCants (7) | Anosike (5) | Montgomery (23) | 6,401 |
| May 29 | CHICAGO | (L) 58-73 | 0-3 | 1-2 | 1-5 | Houston/McCants (12) | Brunson (9) | Houston (3) | Fowles (18) | 6,129 |
| June 1 | PHOENIX | (W) 92-82 | 1-3 | 1-2 | 2-5 | Wright (32) | Brunson (15) | Anosike/Whalen (5) | Taurasi (21) | 6,854 |
| June 4 | @ Tulsa | (L) 79-92 | 1-3 | 1-3 | 2-6 | Brunson (23) | Brunson (11) | Anosike/Whalen (5) | Robinson (20) | 4,521 |
| June 6 | INDIANA | (L) 51-89 | 1-4 | 1-3 | 2-7 | Wiggins (11) | Brunson (12) | Anosike/Wiggins (3) | Catchings (27) | 6,444 |
| June 10 | @ Phoenix | (L) 88-99 | 1-4 | 1-4 | 2-8 | Wright (21) | Brunson (12) | Whalen (6) | Taurasi (31) | 5,506 |
| June 13 | @ Los Angeles | (L) 84-88 | 1-4 | 1-5 | 2-9 | Houston (21) | Brunson (15) | Whalen (7) | Milton-Jones (22) | 7,005 |
| June 18 | TULSA | (W) 78-67 | 2-4 | 1-5 | 3-9 | Augustus (27) | Anosike (9) | Whalen (12) | Brown (14) | 6,953 |
| June 19 | @ Tulsa | (W) 92-78 | 2-4 | 2-5 | 4-9 | Wiggins (19) | Brunson (11) | Whalen (6) | Robinson (14) | 5,013 |
| June 22 | @ New York | (W) 75-68 | 2-4 | 3-5 | 5-9 | Brunson (21) | Brunson (13) | Maiga-Ba/Whalen (4) | Pondexter/Powell (16) | 7,537 |
| June 26 | @ San Antonio | (L) 66-80 | 2-4 | 3-6 | 5-10 | Augustus (14) | Brunson (9) | Whalen (4) | Snow (23) | 10,184 |
| July 1 | @ Atlanta | (L) 58-76 | 2-4 | 3-7 | 5-11 | Augustus (17) | Brunson (8) | Maiga-Ba/Whalen (2) | Castro Marques (22) | 4,020 |
| July 8 | SAN ANTONIO | (W) 89-66 | 3-4 | 3-7 | 6-11 | Brunson (24) | Brunson (10) | Augustus/Whalen (5) | Hodges (15) | 7,182 |
| July 14 | ATLANTA | (W) 83-81 | 4-4 | 3-7 | 7-11 | Augustus (22) | Brunson (9) | Whalen (7) | McCoughtry (25) | 12,311 |
| July 17 | SEATTLE | (L) 71-73 | 4-5 | 3-7 | 7-12 | Brunson (19) | Brunson (9) | Whalen (6) | Jackson (26) | 7,216 |
| July 22 | SAN ANTONIO | (L) 72-74 | 4-6 | 3-7 | 7-13 | Augustus (22) | Brunson (14) | Whalen (8) | Holdslaw (17) | 6,126 |
| July 24 | PHOENIX | (L) 124-127 (20T) | 4-7 | 3-7 | 7-14 | Augustus (36) | Brunson (17) | Whalen (10) | Dupree (32) | 8,518 |
| July 27 | LOS ANGELES | (L) 58-71 | 4-8 | 3-7 | 7-15 | Wright/Whalen (12) | Brunson (11) | Wright (4) | Thompson (24) | 6,215 |
| July 29 | @ Phoenix | (L) 92-110 | 4-8 | 3-8 | 7-16 | Houston (26) | Houston (13) | Whalen (4) | Taylor (22) | 7,037 |
| August 1 | SEATTLE | (W) 72-71 | 5-8 | 3-8 | 8-16 | Augustus (24) | Brunson (8) | Whalen (7) | Bird (16) | 7,312 |
| August 3 | CONNECTICUT | (W) 111-103 (OT) | 6-8 | 3-8 | 9-16 | Whalen (27) | Anosike (12) | Whalen (12) | Montgomery (33) | 5,954 |
| August 7 | @CHICAGO | (W) 87-82 (OT) | 6-8 | 4-8 | 10-16 | Augustus (27) | Anosike/Whalen (7) | Whalen (7) | Perkins (16) | 4,992 |
| August 8 | NEW YORK | (L) 72-74 | 6-9 | 4-8 | 10-17 | Whalen (18) | Brunson (18) | Wright/Whalen (3) | Powell (21) | 9,016 |
| August 10 | @ San Antonio | (W) 73-66 | 6-9 | 5-8 | 11-17 | Augustus (20) | Brunson (12) | Hornbuckle/Whalen (4) | Young (19) | 5,142 |
| August 12 | LOS ANGELES | (L) 77-78 | 6-10 | 5-8 | 11-18 | Houston (24) | Brunson (14) | Houston/Wright (3) | Milton-Jones (21) | 7,867 |
| August 13 | @ Washington | (L) 58-61 | 6-10 | 5-9 | 11-19 | Wright/Whalen (13) | Brunson (10) | Whalen (5) | Harding (15) | 7,752 |
| August 15 | SAN ANTONIO | (W) 84-78 | 7-10 | 5-9 | 12-19 | Whalen (21) | Brunson/Houston (8) | Whalen (12) | Hammon (30) | 8,678 |
| August 17 | @ Seattle | (L) 64-68 | 7-10 | 5-10 | 12-20 | Whalen (20) | Houston (9) | Whalen (5) | Jackson (24) | 7,394 |
| August 20 | @ Los Angeles | (L) 91-98 | 7-10 | 5-11 | 12-21 | Houston (21) | Brunson/Houston (7) | Whalen (7) | Thompson (26) | 13,154 |
| August 22 | @ Indiana | (W) 83-79 (OT) | 7-10 | 6-11 | 13-21 | Augustus (25) | Adair (8) | Houston (4) | Catchings (17) | 10,015 |



2010 SEASON SUMMARY

| | RECORD | HOME | ROAD | OT |
|----------------|--------|------|------|-----|
| OVERALL | 13-21 | 7-10 | 6-11 | 3-1 |
| EASTERN | 5-7 | 2-4 | 3-3 | 3-0 |
| WESTERN | 8-14 | 5-6 | 3-8 | 0-1 |

TEAM WINNING & LOSING STREAKS:

| | OVERALL | HOME | ROAD |
|-------|---|---|---|
| Long: | Win (3) Loss (5) | Win (1) Win (3) Loss (4) | Win (1) Win (2) Loss (5) |
| Last: | Win: August 22 @ Indiana (83-79) Loss: August 20 @ Los Angeles (91-98) | Win: August 15 vs. San Antonio (84-78) Loss: August 12 vs. Los Angeles (77-78) | Win: August 22 @ Indiana (83-79) Loss: August 20 @ Los Angeles (91-98) |

| MONTH | W/L | OFFENSE | DEFENSE | VS. OPPONENT | HOME ATTENDANCE |
|---------------|-----|----------|----------|--------------|-----------------------|
| May | 1-5 | 70+13-14 | 70+ 9-19 | .500+ 5-9 | 17 Games |
| June | 4-5 | 70<0-7 | 70+4-2 | .500< 7-12 | Total: 129,582 |
| July | 2-6 | | | | Average: 7,622 |
| August | 6-5 | | | | 12,311 High |

| MARGINS | 1 | 2 | 3 | 4 | 5 | 6 | 7 | 8 | 9 | 10 | 11 | 12 | 13 | 14 | 15 | 16 | 17 | 18 | 19 | 20 | 21 | 22 | 23 | 24 | 25 | 26 | 27 | 28 | 29 | 30+ | |
|-----------------|---|---|---|---|---|---|---|---|---|----|----|----|----|----|----|----|----|----|----|----|----|----|----|----|----|----|----|----|----|-----|--|
| WON BY: | 1 | 1 | | 1 | 1 | 2 | 2 | 1 | | 1 | 1 | | | 1 | | | | | | | | | 1 | | | | | | | | |
| LOST BY: | 1 | 3 | 3 | 2 | | | 1 | | | | 2 | 1 | 2 | 1 | 1 | | | 2 | | | | | | | | 1 | | | | 1 | |

| At Start Of: | | OVERALL | HOME | ROAD | ROAD | FG% | OVERALL | HOME-ROAD |
|--------------------|---------|---------|------|------|--------|------|---------|-----------|
| 2nd Quarter | Ahead: | 7-9 | 3-5 | 4-4 | -44% | 7-20 | 3-10 | 4-10 |
| | Behind: | 5-12 | 3-5 | 2-7 | 45-49% | 4-0 | 3-0 | 1-0 |
| | Tied: | 1-0 | 1-0 | 0-0 | 50-54% | 2-0 | 1-0 | 1-0 |
| 3rd Quarter | Ahead: | 8-10 | 6-5 | 2-5 | 55-59% | 0-1 | 0-0 | 0-1 |
| | Behind: | 4-11 | 1-5 | 3-6 | +60% | 1-0 | 0-0 | 1-0 |
| | Tied: | 1-0 | 0-0 | 1-0 | | | | |
| 4th Quarter | Ahead: | 9-8 | 5-4 | 4-4 | | | | |
| | Behind: | 4-13 | 2-6 | 2-7 | | | | |
| | Tied: | 0-0 | 0-0 | 0-0 | | | | |



2009 TEAM ROSTER



| No. | Player | Pos | Ht | Wt | Birthdate | College | Years |
|-----|------------------------|-----|------|-----|-------------------|-----------------------|-------|
| 21 | Nicky Anosike | F/C | 6-3 | 208 | February 27, 1986 | Tennessee | 1 |
| 33 | Seimone Augustus | F/G | 6-0 | 168 | April 30, 1984 | LSU | 3 |
| 5 | Roneeka Hodges | G | 5-10 | 169 | July 19, 1982 | Florida State | 4 |
| 9 | Quanitra Hollingsworth | C | 6-5 | 201 | November 15, 1988 | Virginia Commonwealth | R |
| 24 | Charde Houston | F | 6-0 | 193 | April 10, 1986 | Connecticut | 1 |
| 34 | Tasha Humphrey | F | 6-3 | 200 | December 29, 1985 | Georgia | 1 |
| 8 | Rashanda McCants | F | 6-1 | 161 | November 17, 1986 | North Carolina | R |
| 2 | Kelly Miller | G | 5-9 | 145 | September 6, 1978 | Georgia | 8 |
| 12 | Anna Montanana | F | 6-1 | 200 | October 24, 1980 | George Washington | R |
| 20 | Renee Montgomery | G | 5-7 | 139 | December 2, 1986 | Connecticut | R |
| 11 | Candice Wiggins | G | 5-11 | 152 | February 14, 1987 | Stanford | 1 |

Head Coach: Jennifer Gillom (Mississippi)

Assistant Coaches: Jim Davis (Clemson), Jim Petersen (Minnesota)

Trainers: Chuck Barta (Wisconsin-La Crosse), Keith Uzpen (Minnesota State-Mankato)

2009 STARTING LINEUPS

| Game #s | Forward | Forward | Center | Guard | Guard | Rec |
|-------------|----------|-----------|---------------|------------|---------|-----|
| 1-6 | Augustus | Houston | Anosike | Miller | Wiggins | 4-2 |
| 7-15, 26-30 | Hodges | Houston | Anosike | Miller | Wiggins | 6-8 |
| 16-24 | Hodges | Houston | Anosike | Montgomery | Wiggins | 2-7 |
| 25 | McCants | Montanana | Hollingsworth | Miller | Wiggins | 0-1 |
| 31-34 | Hodges | Houston | Humphrey | Miller | Wiggins | 2-2 |



2009 FINAL STATISTICS

| PLAYER | G | GS | MIN | Field Goals | | | 3-Point FG | | | Free Throws | | | Rebounds | | | AST | PF | DQ | STL | TO | BLK | PTS | AVG |
|------------------|-----------|------------|-------------|-------------|-------------|-------------|------------|------------|-------------|-------------|------------|-------------|------------|------------|-------------|------------|------------|----------|------------|------------|------------|-------------|-------------|
| | | | | FG | FGA | PCT | FG | FGA | PCT | FT | FTA | PCT | OFF | DEF | TOT | | | | | | | | |
| Augustus | 6 | 6 | 178 | 49 | 86 | .570 | 9 | 14 | .643 | 19 | 21 | .905 | 4 | 21 | 25 | 9 | 5 | 0 | 12 | 13 | 3 | 126 | 21.0 |
| Anosike | 30 | 29 | 896 | 130 | 265 | .491 | 1 | 4 | .250 | 135 | 194 | .696 | 73 | 149 | 22 | 81 | 88 | 1 | 81 | 61 | 28 | 396 | 13.2 |
| Wiggins | 34 | 34 | 1017 | 135 | 360 | .375 | 42 | 131 | .321 | 134 | 150 | .893 | 30 | 70 | 100 | 88 | 99 | 0 | 41 | 81 | 7 | 446 | 13.1 |
| Houston | 34 | 33 | 792 | 175 | 376 | .465 | 23 | 69 | .33 | 72 | 99 | .727 | 44 | 142 | 186 | 59 | 107 | 2 | 43 | 64 | 21 | 445 | 13.1 |
| Hodges | 33 | 27 | 902 | 115 | 276 | .417 | 68 | 171 | .398 | 30 | 33 | .909 | 20 | 79 | 99 | 64 | 54 | 0 | 21 | 36 | 15 | 328 | 9.9 |
| Montgomery | 34 | 9 | 764 | 102 | 250 | .408 | 42 | 121 | .347 | 60 | 72 | .833 | 15 | 51 | 66 | 72 | 37 | 0 | 25 | 66 | 9 | 306 | 9.0 |
| Humphrey | 19 | 4 | 340 | 55 | 138 | .399 | 19 | 59 | .322 | 21 | 26 | .808 | 9 | 50 | 59 | 8 | 54 | 0 | 12 | 14 | 6 | 150 | 7.9 |
| Hollingsworth | 34 | 1 | 434 | 50 | 120 | .417 | 0 | 0 | --- | 64 | 91 | .703 | 47 | 63 | 110 | 5 | 65 | 0 | 12 | 34 | 8 | 164 | 4.8 |
| Miller | 34 | 25 | 675 | 54 | 149 | .362 | 22 | 66 | .333 | 20 | 22 | .909 | 19 | 55 | 74 | 67 | 56 | 0 | 24 | 50 | 2 | 150 | 4.4 |
| McCants | 34 | 1 | 482 | 56 | 150 | .373 | 11 | 38 | .289 | 22 | 39 | .564 | 30 | 38 | 68 | 26 | 74 | 1 | 15 | 36 | 10 | 145 | 4.3 |
| Montanana | 16 | 1 | 169 | 14 | 36 | .389 | 5 | 15 | .333 | 2 | 2 | 1.000 | 15 | 11 | 26 | 19 | 17 | 0 | 9 | 12 | 0 | 35 | 2.2 |
| Pringle | 17 | 0 | 159 | 13 | 30 | .433 | 0 | 0 | --- | 11 | 15 | .733 | 14 | 23 | 37 | 8 | 22 | 0 | 3 | 14 | 14 | 37 | 2.2 |
| Thomas | 11 | 0 | 66 | 1 | 21 | 0.48 | 0 | 7 | .000 | 1 | 2 | .500 | 5 | 10 | 15 | 3 | 15 | 0 | 3 | 6 | 5 | 3 | 0.3 |
| LYNX | 34 | --- | 6875 | 949 | 2257 | .420 | 242 | 695 | .348 | 591 | 766 | .772 | 325 | 762 | 1087 | 509 | 693 | 4 | 301 | 513 | 128 | 2731 | 80.3 |
| OPPONENTS | 34 | --- | 6875 | 1041 | 2260 | .461 | 195 | 510 | .382 | 550 | 711 | .774 | 317 | 848 | 1165 | 589 | 694 | 3 | 250 | 543 | 140 | 2827 | 83.1 |

| PLAYER | Single-Game Highs | | | | | | | | Average Per Game | | | | | | | Career Highs (C=Set, T=Tied This Season) | | | | | | |
|------------------|-------------------|-----------|-----------|-----------|-----------|-----------|------------|--|------------------|-------------|-------------|-------------|-------------|-------------|-------------|--|------------|-----------|-----------|-----------|-----------|------------|
| | MIN | REB | AST | ST | TO | BL | PTS | | MIN | REB | AST | STL | TO | BLK | PTS | FG | FGA | FT | FTA | REB | AST | PTS |
| Augustus | 37 | 9 | 3 | 3 | 6 | 2 | 30 | | 29.7 | 4.2 | 1.5 | 2.00 | 2.2 | 0.50 | 21.0 | 16 | 28 | 14 | 15 | 9T | 10 | 39 |
| Anosike | 39 | 16 | 8 | 7 | 4 | 5 | 24 | | 29.9 | 7.4 | 2.7 | 2.70 | 2.0 | 0.93 | 13.2 | 9C | 17 | 12C | 17C | 16C | 8C | 24C |
| Wiggins | 41 | 7 | 6 | 6 | 6 | 2 | 25 | | 29.9 | 2.9 | 2.6 | 1.21 | 2.4 | 0.21 | 13.1 | 9T | 19C | 13 | 17 | 8 | 12 | 27 |
| Houston | 38 | 12 | 5 | 5 | 4 | 3 | 26 | | 23.3 | 5.5 | 1.7 | 1.26 | 1.9 | 0.62 | 13.1 | 10C | 21C | 8C | 9C | 13 | 5C | 26C |
| Hodges | 38 | 8 | 6 | 2 | 4 | 3 | 25 | | 27.3 | 3.0 | 1.9 | 0.64 | 1.1 | 0.45 | 9.9 | 9C | 15C | 6 | 6T | 9 | 6C | 25C |
| Montgomery | 41 | 6 | 7 | 4 | 5 | 1 | 24 | | 22.5 | 1.9 | 2.1 | 0.74 | 1.9 | 0.26 | 9.0 | 9C | 16C | 9C | 11C | 6C | 7C | 24C |
| Humphrey | 29 | 7 | 3 | 2 | 4 | 2 | 21 | | 17.9 | 3.1 | 0.4 | 0.63 | 0.7 | 0.32 | 7.9 | 10 | 15 | 6C | 6C | 10 | 5 | 28 |
| Hollingsworth | 30 | 9 | 1 | 2 | 3 | 2 | 17 | | 12.8 | 3.2 | 0.1 | 0.35 | 1.0 | 0.24 | 4.8 | 4C | 9C | 9C | 13C | 9C | 1C | 17C |
| Miller | 31 | 6 | 8 | 3 | 4 | 1 | 18 | | 19.9 | 2.2 | 2.0 | 0.71 | 1.5 | 0.06 | 4.4 | 8 | 17 | 8 | 9 | 12 | 9 | 23 |
| McCants | 31 | 8 | 4 | 4 | 3 | 3 | 14 | | 14.2 | 2.0 | 0.8 | 0.44 | 1.1 | 0.29 | 4.3 | 6C | 17C | 3C | 6C | 8C | 4C | 14C |
| Montanana | 24 | 4 | 4 | 2 | 3 | 0 | 12 | | 10.6 | 1.6 | 1.2 | 0.56 | 0.8 | 0.00 | 2.2 | 4C | 8C | 2C | 2C | 4C | 4C | 12C |
| Pringle | 18 | 6 | 2 | 1 | 2 | 4 | 9 | | 9.4 | 2.2 | 0.5 | 0.18 | 0.8 | 0.82 | 2.2 | 4T | 10 | 10 | 10 | 8 | 2T | 14 |
| Thomas | 12 | 5 | 1 | 3 | 1 | 2 | 2 | | 6.0 | 1.4 | 0.3 | 0.27 | 0.5 | 0.45 | 0.3 | 10 | 18 | 6 | 8 | 13 | 3 | 25 |
| LYNX | 250 | 45 | 25 | 17 | 21 | 7 | 109 | | 202.2 | 32.0 | 15.0 | 8.85 | 15.1 | 3.76 | 80.3 | 39 | 84T | 37 | 45 | 49 | 30 | 114 |
| OPPONENTS | 250 | 51 | 26 | 14 | 28 | 10 | 104 | | 202.2 | 34.3 | 17.3 | 7.35 | 16.0 | 4.12 | 83.1 | 38 | 83 | 42 | 55 | 56 | 28 | 106 |



2009 OFFENSIVE GAME-BY-GAME STATISTICS

| Date | Opponent | W/L | G | Field Goals | | | 3-Point FG | | Free Throws | | Rebounds | | | OFF | DEF | TOT | AST | PF | STL | TO | BLK | PTS |
|------------------------|---------------|-----|-----------|-------------|--------------|-------------|-------------|------------|-------------|-------------|------------|-------------|-------------|------------|--------------|--------------|-------------|-------------|------------|-------------|------------|-------------|
| | | | | MIN | FG | FGA | PCT | FG | FGA | PCT | FT | FTA | PCT | | | | | | | | | |
| June 6 | CHICAGO | W | 1 | 200 | 35 | 66 | .530 | 5 | 12 | .417 | 27 | 33 | .818 | 10 | 17 | 27 | 23 | 24 | 9 | 14 | 5 | 102 |
| June 7 | @ Indiana | W | 1 | 200 | 36 | 57 | .632 | 7 | 12 | .583 | 17 | 19 | .895 | 5 | 25 | 30 | 13 | 22 | 13 | 15 | 5 | 96 |
| June 10 | LOS ANGELES | W | 1 | 200 | 33 | 66 | .500 | 9 | 15 | .600 | 12 | 23 | .522 | 10 | 22 | 32 | 16 | 18 | 12 | 17 | 7 | 87 |
| June 12 | SEATTLE | L | 1 | 200 | 27 | 62 | .435 | 4 | 15 | .267 | 13 | 24 | .542 | 5 | 21 | 26 | 12 | 15 | 8 | 15 | 6 | 71 |
| June 16 | @ Sacramento | W | 1 | 200 | 31 | 73 | .425 | 6 | 12 | .500 | 18 | 24 | .750 | 12 | 18 | 30 | 20 | 24 | 10 | 8 | 7 | 86 |
| June 17 | @ Phoenix | L | 1 | 200 | 29 | 72 | .403 | 6 | 19 | .316 | 16 | 24 | .667 | 5 | 24 | 29 | 9 | 21 | 6 | 16 | 7 | 80 |
| June 19 | @ Seattle | L | 1 | 200 | 17 | 58 | .293 | 4 | 19 | .211 | 24 | 30 | .800 | 14 | 17 | 31 | 8 | 29 | 11 | 21 | 2 | 62 |
| June 23 | NEW YORK | W | 1 | 200 | 27 | 67 | .403 | 10 | 23 | .435 | 5 | 8 | .625 | 9 | 21 | 30 | 14 | 14 | 12 | 17 | 2 | 69 |
| June 27 | PHOENIX | W | 1 | 200 | 37 | 84 | .440 | 9 | 24 | .375 | 26 | 31 | .839 | 12 | 31 | 43 | 25 | 26 | 9 | 8 | 5 | 109 |
| June 30 | @ Atlanta | W | 1 | 200 | 31 | 70 | .443 | 13 | 26 | .500 | 16 | 17 | .941 | 11 | 26 | 37 | 18 | 18 | 17 | 21 | 3 | 91 |
| July 2 | SACRAMENTO | L | 1 | 200 | 25 | 61 | .410 | 5 | 25 | .200 | 13 | 21 | .619 | 7 | 25 | 32 | 17 | 23 | 4 | 16 | 5 | 68 |
| July 7 | WASHINGTON | W | 1 | 225 | 30 | 66 | .455 | 5 | 16 | .313 | 31 | 42 | .738 | 9 | 21 | 30 | 13 | 27 | 7 | 15 | 5 | 96 |
| July 10 | SAN ANTONIO | L | 1 | 200 | 21 | 61 | .344 | 5 | 15 | .333 | 14 | 19 | .737 | 10 | 23 | 33 | 7 | 13 | 10 | 21 | 2 | 61 |
| July 12 | @ San Antonio | W | 1 | 200 | 30 | 57 | .526 | 10 | 20 | .500 | 13 | 13 | 1.000 | 8 | 23 | 31 | 15 | 18 | 6 | 21 | 5 | 83 |
| July 15 | ATLANTA | L | 1 | 200 | 26 | 73 | .356 | 5 | 24 | .208 | 20 | 25 | .800 | 12 | 23 | 35 | 18 | 18 | 6 | 13 | 1 | 77 |
| July 19 | @ Seattle | L | 1 | 200 | 26 | 49 | .531 | 8 | 22 | .364 | 9 | 15 | .600 | 4 | 22 | 26 | 13 | 22 | 6 | 21 | 3 | 69 |
| July 22 | @ Phoenix | W | 1 | 200 | 33 | 68 | .485 | 12 | 21 | .571 | 21 | 30 | .700 | 10 | 22 | 32 | 18 | 17 | 11 | 9 | 5 | 99 |
| July 28 | LOS ANGELES | L | 1 | 200 | 26 | 68 | .382 | 5 | 18 | .278 | 13 | 17 | .765 | 8 | 22 | 30 | 13 | 22 | 12 | 11 | 3 | 70 |
| July 31 | @ Detroit | L | 1 | 200 | 31 | 69 | .449 | 8 | 20 | .400 | 13 | 17 | .765 | 11 | 20 | 31 | 18 | 23 | 2 | 10 | 4 | 83 |
| August 1 | PHOENIX | L | 1 | 200 | 20 | 70 | .286 | 3 | 22 | .136 | 31 | 40 | .775 | 16 | 18 | 34 | 12 | 18 | 13 | 20 | 5 | 74 |
| August 7 | CONNECTICUT | W | 1 | 200 | 34 | 67 | .507 | 4 | 19 | .211 | 23 | 31 | .742 | 14 | 31 | 45 | 12 | 20 | 4 | 15 | 3 | 95 |
| August 9 | SAN ANTONIO | L | 1 | 200 | 35 | 68 | .515 | 4 | 13 | .308 | 13 | 14 | .929 | 9 | 27 | 36 | 16 | 16 | 4 | 12 | 5 | 87 |
| August 13 | INDIANA | L | 1 | 200 | 29 | 64 | .453 | 5 | 15 | .333 | 18 | 23 | .783 | 9 | 29 | 38 | 12 | 23 | 6 | 17 | 2 | 81 |
| August 15 | @ Chicago | L | 1 | 200 | 26 | 66 | .394 | 12 | 33 | .364 | 12 | 15 | .800 | 9 | 23 | 32 | 22 | 22 | 12 | 15 | 5 | 76 |
| August 19 | @ Los Angeles | L | 1 | 200 | 24 | 70 | .343 | 8 | 27 | .296 | 7 | 11 | .636 | 12 | 22 | 34 | 14 | 11 | 6 | 16 | 2 | 63 |
| August 22 | @ Connecticut | L | 1 | 200 | 32 | 66 | .485 | 9 | 20 | .450 | 21 | 26 | .808 | 8 | 20 | 28 | 23 | 28 | 9 | 14 | 4 | 94 |
| August 23 | @ New York | L | 1 | 200 | 23 | 68 | .338 | 3 | 20 | .150 | 18 | 19 | .947 | 11 | 16 | 27 | 11 | 20 | 14 | 10 | 3 | 67 |
| August 28 | SACRAMENTO | W | 1 | 200 | 33 | 63 | .524 | 16 | 28 | .571 | 18 | 21 | .857 | 4 | 18 | 22 | 24 | 21 | 6 | 16 | 1 | 100 |
| August 30 | @ Washington | L | 1 | 200 | 26 | 62 | .419 | 6 | 19 | .316 | 17 | 21 | .810 | 5 | 18 | 23 | 12 | 25 | 9 | 16 | 4 | 75 |
| September 1 | @ San Antonio | L | 1 | 250 | 26 | 80 | .325 | 9 | 27 | .333 | 21 | 28 | .750 | 14 | 28 | 42 | 11 | 20 | 12 | 13 | 0 | 82 |
| September 5 | SEATTLE | W | 1 | 200 | 25 | 53 | .472 | 6 | 19 | .316 | 20 | 22 | .909 | 5 | 26 | 31 | 14 | 18 | 7 | 18 | 2 | 76 |
| September 9 | DETROIT | W | 1 | 200 | 23 | 63 | .365 | 9 | 23 | .391 | 20 | 27 | .741 | 5 | 22 | 27 | 10 | 22 | 8 | 11 | 4 | 75 |
| September 11 | @ Los Angeles | L | 1 | 200 | 21 | 71 | .296 | 2 | 20 | .100 | 17 | 18 | .944 | 14 | 21 | 35 | 13 | 18 | 8 | 16 | 0 | 61 |
| September 13 | @ Sacramento | L | 1 | 200 | 21 | 79 | .266 | 10 | 32 | .313 | 14 | 18 | .778 | 18 | 20 | 38 | 13 | 17 | 12 | 15 | 6 | 66 |
| Season Totals | | | 34 | 6875 | 949 | 2257 | .420 | 242 | 695 | .348 | 591 | 766 | .772 | 325 | 762 | 1087 | 509 | 693 | 301 | 513 | 128 | 2731 |
| Season Averages | | | | | 202.2 | 27.9 | 66.4 | | 7.1 | 20.4 | | 17.4 | 22.5 | | 9.622 | 432.0 | 15.0 | 20.4 | 8.9 | 15.1 | 3.8 | 80.3 |



2009 DEFENSIVE GAME-BY-GAME STATISTICS

| Date | Opponent | W/L | G | MIN | Field Goals | | | 3-Point FG | | | Free Throws | | | Rebounds | | | | | | | PTS | | |
|------------------------|---------------|-----|-----------|-------------|--------------|-------------|-------------|------------|------------|-------------|-------------|------------|-------------|-------------|------------|--------------|--------------|-------------|-------------|------------|-------------|-------------|-----------|
| | | | | | FG | FGA | PCT | FG | FGA | PCT | FT | FTA | PCT | OFF | DEF | TOT | AST | PF | STL | TO | | BLK | |
| June 6 | CHICAGO | W | 1 | 200 | 29 | 58 | .500 | 8 | 14 | .571 | 19 | 24 | .792 | 5 | 15 | 20 | 16 | 27 | 6 | 22 | 5 | 85 | |
| June 7 | @ Indiana | W | 1 | 200 | 25 | 62 | .403 | 6 | 22 | .273 | 18 | 21 | .857 | 10 | 15 | 25 | 13 | 21 | 5 | 18 | 2 | 74 | |
| June 10 | LOS ANGELES | W | 1 | 200 | 31 | 74 | .419 | 3 | 12 | .250 | 11 | 17 | .647 | 13 | 26 | 39 | 11 | 22 | 13 | 20 | 4 | 76 | |
| June 12 | SEATTLE | L | 1 | 200 | 35 | 62 | .565 | 8 | 14 | .571 | 10 | 16 | .625 | 4 | 25 | 29 | 23 | 20 | 4 | 15 | 5 | 88 | |
| June 16 | @ Sacramento | W | 1 | 200 | 29 | 66 | .439 | 5 | 15 | .333 | 20 | 25 | .800 | 16 | 31 | 47 | 17 | 20 | 5 | 19 | 6 | 83 | |
| June 17 | @ Phoenix | L | 1 | 200 | 37 | 81 | .457 | 9 | 17 | .529 | 21 | 25 | .840 | 13 | 35 | 48 | 25 | 23 | 7 | 14 | 6 | 104 | |
| June 19 | @ Seattle | L | 1 | 200 | 26 | 52 | .500 | 8 | 14 | .571 | 30 | 38 | .789 | 9 | 22 | 31 | 21 | 27 | 14 | 15 | 4 | 90 | |
| June 23 | NEW YORK | W | 1 | 200 | 20 | 57 | .351 | 8 | 20 | .400 | 9 | 14 | .643 | 7 | 24 | 31 | 7 | 17 | 8 | 20 | 3 | 57 | |
| June 27 | PHOENIX | W | 1 | 200 | 23 | 67 | .343 | 4 | 17 | .235 | 30 | 33 | .909 | 8 | 29 | 37 | 11 | 25 | 4 | 19 | 10 | 80 | |
| June 30 | @ Atlanta | W | 1 | 200 | 34 | 73 | .466 | 2 | 7 | .286 | 15 | 21 | .714 | 11 | 23 | 34 | 11 | 14 | 10 | 18 | 4 | 85 | |
| July 2 | SACRAMENTO | L | 1 | 200 | 27 | 75 | .360 | 5 | 16 | .313 | 15 | 19 | .789 | 15 | 26 | 41 | 10 | 23 | 7 | 15 | 4 | 74 | |
| July 7 | WASHINGTON | W | 1 | 225 | 33 | 76 | .434 | 3 | 7 | .429 | 25 | 35 | .714 | 16 | 25 | 41 | 9 | 36 | 8 | 17 | 2 | 94 | |
| July 10 | SAN ANTONIO | L | 1 | 200 | 33 | 65 | .508 | 5 | 16 | .313 | 6 | 8 | .750 | 8 | 27 | 35 | 17 | 18 | 11 | 16 | 5 | 77 | |
| July 12 | @ San Antonio | W | 1 | 200 | 28 | 70 | .400 | 7 | 22 | .318 | 13 | 15 | .867 | 11 | 14 | 25 | 16 | 12 | 7 | 11 | 4 | 76 | |
| July 15 | ATLANTA | L | 1 | 200 | 34 | 64 | .531 | 7 | 9 | .778 | 16 | 18 | .889 | 5 | 29 | 34 | 16 | 24 | 7 | 13 | 5 | 91 | |
| July 19 | @ Seattle | L | 1 | 200 | 27 | 60 | .450 | 4 | 11 | .364 | 14 | 17 | .824 | 6 | 18 | 24 | 16 | 22 | 8 | 12 | 2 | 72 | |
| July 22 | @ Phoenix | W | 1 | 200 | 29 | 68 | .426 | 9 | 18 | .500 | 19 | 20 | .950 | 8 | 24 | 32 | 13 | 21 | 5 | 16 | 2 | 86 | |
| July 28 | LOS ANGELES | L | 1 | 200 | 27 | 64 | .422 | 6 | 18 | .333 | 16 | 21 | .762 | 6 | 28 | 34 | 19 | 14 | 4 | 18 | 3 | 76 | |
| July 31 | @ Detroit | L | 1 | 200 | 33 | 65 | .508 | 2 | 8 | .250 | 23 | 28 | .821 | 6 | 23 | 29 | 23 | 17 | 3 | 8 | 1 | 91 | |
| August 1 | PHOENIX | L | 1 | 200 | 35 | 65 | .538 | 5 | 17 | .294 | 12 | 14 | .857 | 9 | 31 | 40 | 17 | 36 | 9 | 28 | 4 | 87 | |
| August 7 | CONNECTICUT | W | 1 | 200 | 36 | 76 | .474 | 4 | 16 | .250 | 12 | 22 | .545 | 10 | 17 | 27 | 19 | 25 | 8 | 6 | 1 | 88 | |
| August 9 | SAN ANTONIO | L | 1 | 200 | 34 | 76 | .447 | 13 | 33 | .394 | 8 | 13 | .615 | 8 | 21 | 29 | 21 | 17 | 6 | 9 | 2 | 89 | |
| August 13 | INDIANA | L | 1 | 200 | 32 | 69 | .464 | 8 | 18 | .444 | 19 | 24 | .792 | 6 | 26 | 32 | 20 | 19 | 13 | 11 | 2 | 91 | |
| August 15 | @ Chicago | L | 1 | 200 | 29 | 63 | .460 | 3 | 11 | .273 | 18 | 24 | .750 | 9 | 27 | 36 | 22 | 13 | 5 | 17 | 4 | 79 | |
| August 19 | @ Los Angeles | L | 1 | 200 | 32 | 69 | .464 | 6 | 22 | .273 | 8 | 11 | .727 | 10 | 26 | 36 | 26 | 15 | 6 | 13 | 7 | 78 | |
| August 22 | @ Connecticut | L | 1 | 200 | 32 | 68 | .471 | 5 | 11 | .455 | 29 | 36 | .806 | 14 | 21 | 35 | 20 | 18 | 7 | 14 | 6 | 98 | |
| August 23 | @ New York | L | 1 | 200 | 27 | 52 | .519 | 6 | 14 | .429 | 20 | 22 | .909 | 8 | 30 | 38 | 15 | 13 | 4 | 19 | 1 | 80 | |
| August 28 | SACRAMENTO | W | 1 | 200 | 36 | 66 | .545 | 2 | 11 | .182 | 21 | 25 | .840 | 8 | 23 | 31 | 23 | 24 | 13 | 17 | 4 | 95 | |
| August 30 | @ Washington | L | 1 | 200 | 28 | 62 | .452 | 4 | 11 | .364 | 21 | 28 | .750 | 12 | 23 | 35 | 13 | 18 | 10 | 19 | 5 | 81 | |
| September 1 | @ San Antonio | L | 1 | 250 | 32 | 63 | .508 | 6 | 15 | .400 | 14 | 20 | .700 | 3 | 32 | 35 | 18 | 21 | 3 | 20 | 6 | 84 | |
| September 5 | SEATTLE | W | 1 | 200 | 27 | 61 | .443 | 2 | 10 | .200 | 12 | 17 | .706 | 6 | 21 | 27 | 11 | 21 | 8 | 16 | 4 | 68 | |
| September 9 | DETROIT | W | 1 | 200 | 28 | 71 | .394 | 6 | 12 | .500 | 10 | 18 | .556 | 14 | 29 | 43 | 22 | 23 | 6 | 18 | 5 | 72 | |
| September 11 | @ Los Angeles | L | 1 | 200 | 36 | 66 | .545 | 9 | 20 | .450 | 9 | 12 | .750 | 8 | 26 | 34 | 25 | 13 | 9 | 11 | 6 | 90 | |
| September 13 | @ Sacramento | L | 1 | 200 | 37 | 74 | .500 | 7 | 12 | .583 | 7 | 10 | .700 | 15 | 36 | 51 | 23 | 15 | 7 | 19 | 6 | 88 | |
| Season Totals | | | 34 | 6875 | 1041 | 2260 | .461 | 195 | 510 | .382 | 550 | 711 | .774 | 317 | 848 | 1165 | 589 | 694 | 250 | 543 | 140 | 2827 | |
| Season Averages | | | | | 202.2 | 30.6 | 66.5 | | 5.7 | 15.0 | | | 16.2 | 20.9 | | 9.324 | 9.343 | 17.3 | 20.4 | 7.4 | 16.0 | 4.1 | 83 |



2009 DAY-BY-DAY STATISTICS

| Date | Opponent | Score | Home | Road | Total | High Scoring | High Rebounds | High Assists | Opponent Scoring | Attendance |
|--------------|---------------|-----------------|------|------|-------|----------------------|--------------------------|-------------------------|-----------------------|------------|
| June 6 | CHICAGO | (W) 102-85 | 1-0 | 0-0 | 1-0 | Augustus (23) | Anosike/Houston (5) | Anosike (8) | Perkins (24) | 8,708 |
| June 7 | @ Indiana | (W) 96-74 | 1-0 | 1-0 | 2-0 | Houston (23) | 3 Tied (5) | Houston (4) | Griffith (17) | 9,234 |
| June 10 | LOS ANGELES | (W) 87-76 | 2-0 | 1-0 | 3-0 | Augustus (30) | Augustus (9) | Anosike/Miller (5) | Lennox (25) | 7,444 |
| June 12 | SEATTLE | (L) 71-88 | 2-1 | 1-0 | 3-1 | Houston (18) | Anosike (7) | Augustus/Montgomery (3) | Jackson (22) | 6,423 |
| June 16 | @ Sacramento | (W) 86-83 | 2-1 | 2-0 | 4-1 | Augustus (30) | 3 Tied (5) | Wiggins (6) | Powell (19) | 7,736 |
| June 17 | @ Phoenix | (L) 80-104 | 2-1 | 2-1 | 4-2 | Anosike/Houston (21) | Anosike (10) | McCants (4) | Taurasi (28) | 6,524 |
| June 19 | @ Seattle | (L) 62-90 | 2-1 | 2-2 | 4-3 | Wiggins (12) | Anosike (7) | Houston/Wiggins (2) | Jackson (26) | 7,607 |
| June 23 | NEW YORK | (W) 69-57 | 3-1 | 2-2 | 5-3 | Wiggins(25) | Hollingsworth (7) | Wiggins (5) | Christon (25) | 5,620 |
| June 27 | PHOENIX | (W) 109-80 | 4-1 | 2-2 | 6-3 | Hodges/Wiggins (22) | Anosike (8) | Miller (8) | Bonner/Pindexter (19) | 5,911 |
| June 30 | @ Atlanta | (W) 91-85 | 4-1 | 3-2 | 7-3 | Wiggins(23) | Anosike (12) | 3 Tied (4) | Castro Marques (31) | 7,686 |
| July 2 | SACRAMENTO | (L) 68-74 | 4-2 | 3-2 | 7-4 | Hodges (15) | Anosike (8) | Anosike (7) | Powell (21) | 6,920 |
| July 7 | WASHINGTON | (W) 96-94 (OT) | 5-2 | 3-2 | 8-4 | Anosike (24) | Houston (8) | Anosike/Miller (4) | Harding (27) | 7,171 |
| July 10 | SAN ANTONIO | (L) 61-77 | 5-3 | 3-2 | 8-5 | Wiggins (15) | Anosike (12) | Hodges/Miller (2) | Young (21) | 7,409 |
| July 12 | @ San Antonio | (W) 83-76 | 5-3 | 4-2 | 9-5 | Houston (26) | Anosike/Houston (8) | Anosike/Wiggins (4) | Hammon (26) | 6,568 |
| July 15 | ATLANTA | (L) 77-91 | 5-4 | 4-2 | 9-6 | Anosike (22) | Houston (12) | Montgomery (7) | Holdsclaw (28) | 11,245 |
| July 19 | @ Seattle | (L) 69-72 | 5-4 | 4-3 | 9-7 | 3 Tied (12) | Anosike (11) | McCants (3) | Little (18) | 6,912 |
| July 22 | @ Phoenix | (W) 99-86 | 5-4 | 5-3 | 10-7 | Anosike (21) | Houston (9) | Anosike (5) | Pondexter (28) | 7,360 |
| July 28 | LOS ANGELES | (L) 70-76 | 5-5 | 5-3 | 10-8 | Hodges (14) | Anosike (6) | Hodges (4) | Thompson (30) | 7,216 |
| July 31 | @ Detroit | (L) 83-91 | 5-5 | 5-4 | 10-9 | Houston/McCants (14) | 3 Tied (5) | 3 Tied (4) | Nolan (22) | 9,314 |
| August 1 | PHOENIX | (L) 74-87 | 5-6 | 5-4 | 10-10 | Hollingsworth (17) | Anosike (10) | Anosike (5) | Taurasi (20) | 6,631 |
| August 7 | CONNECTICUT | (W) 95-88 | 6-6 | 5-4 | 11-10 | Montgomery (24) | Anosike (12) | Montgomery/Wiggins (3) | Gruda (21) | 8,134 |
| August 9 | SAN ANTONIO | (L) 87-89 | 6-7 | 5-4 | 11-11 | Anosike (24) | Hodges/Hollingsworth (8) | Wiggins (4) | Hammon (22) | 7,764 |
| August 13 | INDIANA | (L) 81-91 | 6-8 | 5-4 | 11-12 | Wiggins (23) | Anosike (16) | Hodges (3) | Hoffman (24) | 7,156 |
| August 15 | @ Chicago | (L) 76-79 | 6-8 | 5-5 | 11-13 | Hodges (25) | Anosike/Hodges (8) | Hodges/Wiggins (6) | Thorn (17) | 3,877 |
| August 19 | @ Los Angeles | (L) 63-78 | 6-8 | 5-6 | 11-14 | Montgomery (16) | McCants (8) | Montgomery (4) | Leslie (28) | 9,181 |
| August 23 | @ New York | (L) 67-80 | 6-8 | 5-8 | 11-16 | Anosike (18) | Wiggins (7) | 2 Tied (2) | Christon (24) | 8,481 |
| August 28 | SACRAMENTO | (W) 100-95 | 7-8 | 5-8 | 12-16 | Miller (18) | Anosike (6) | Anosike (3) | Maiga-Ba (20) | 8,782 |
| August 30 | @ Washington | (L) 75-81 | 7-8 | 5-9 | 12-17 | Houston (20) | Anosike (6) | Wiggins (4) | Langhorne (18) | 12,241 |
| September 1 | @ San Antonio | (L) 82-84 (20T) | 7-8 | 5-10 | 12-18 | Wiggins (19) | Anosike (11) | Anosike (3) | Hammon (29) | 4,881 |
| September 5 | SEATTLE | (W) 76-68 | 8-8 | 5-10 | 13-18 | Houston (22) | Humphrey (7) | Houston (4) | Wright (20) | 8,170 |
| September 9 | DETROIT | (W) 75-72 | 9-8 | 5-10 | 14-18 | 3 Tied (12) | McCants (6) | Montanana/Wiggins (3) | Ford (16) | 7,423 |
| September 11 | @ Los Angeles | (L) 61-90 | 9-8 | 5-11 | 14-19 | Wiggins (15) | Houston (8) | 3 Tied (3) | 2 Tied (19) | 13,764 |
| September 13 | @ Sacramento | (L) 66-88 | 9-8 | 5-12 | 14-20 | Houston (18) | Hollingsworth (9) | Montgomery (5) | Powell (27) | 10,212 |



2009 SEASON SUMMARY

| | RECORD | HOME | ROAD | OT |
|----------------|--------|------|------|-----|
| OVERALL | 14-20 | 9-8 | 5-12 | 1-1 |
| EASTERN | 7-7 | 5-2 | 2-5 | 1-0 |
| WESTERN | 7-13 | 4-4 | 3-7 | 0-1 |

TEAM WINNING & LOSING STREAKS:

| | OVERALL | HOME | ROAD |
|-------|---|---|---|
| Long: | Loss (2) Win (3) Loss (6) | Win (3) Win (3) Loss (4) | Loss (9) Win (2) Loss (9) |
| Last: | Win: September 9 vs. Detroit (75-72) Loss: September 13 @ Sacramento (66-88) | Win: September 9 vs. Detroit (75-72) Loss: August 13 vs. Indiana (81-91) | Win: July 22 @ Phoenix (99-86) Loss: September 13 @ Sacramento (66-88) |

| MONTH | W/L | OFFENSE | DEFENSE | VS. OPPONENT | HOME ATTENDANCE |
|--------|-----|----------|-----------|--------------|-----------------------|
| May | 0-0 | 70+13-12 | 70+ 12-20 | .500+ 8-9 | 17 Games |
| June | 7-3 | 70< 1-8 | 70+2-0 | .500< 5-11 | Total: 128,127 |
| July | 3-6 | | | | Average: 7,537 |
| August | 2-8 | | | | 11,245 High |
| ---- | | | | | |

| MARGINS | 1 | 2 | 3 | 4 | 5 | 6 | 7 | 8 | 9 | 10 | 11 | 12 | 13 | 14 | 15 | 16 | 17 | 18 | 19 | 20 | 21 | 22 | 23 | 24 | 25 | 26 | 27 | 28 | 29 | 30+ |
|-----------------|---|---|---|---|---|---|---|---|---|----|----|----|----|----|----|----|----|----|----|----|----|----|----|----|----|----|----|----|----|-----|
| WON BY: | | 1 | 2 | | 1 | 1 | 2 | 1 | | | 1 | 1 | 1 | | | | 1 | | | | | 1 | | | | | | | 1 | |
| LOST BY: | | 2 | 2 | 1 | | 3 | | 1 | | 1 | | | 2 | 1 | 1 | 1 | 1 | | | | | 1 | | 1 | | | | 1 | 1 | |

| At Start Of: | | OVERALL | HOME | ROAD | ROAD | FG% | OVERALL | HOME-ROAD |
|--------------------|---------|---------|------|------|--------|------|---------|-----------|
| 2nd Quarter | Ahead: | 11-9 | 6-3 | 5-5 | -44% | 4-16 | 3-6 | 1-10 |
| | Behind: | 1-12 | 1-5 | 0-7 | 45-49% | 4-2 | 2-1 | 2-1 |
| | Tied: | 2-0 | 2-0 | 0-0 | 50-54% | 5-2 | 4-1 | 1-1 |
| | | | | | 55-59% | 0-0 | 0-0 | 0-0 |
| 3rd Quarter | Ahead | 11-4 | 6-0 | 5-4 | +60% | 1-0 | 0-0 | 1-0 |
| | Behind | 2-15 | 2-8 | 0-7 | | | | |
| | Tied | 1-1 | 1-0 | 0-1 | | | | |
| 4th Quarter | Ahead | 11-4 | 6-2 | 5-2 | | | | |
| | Behind | 3-16 | 3-6 | 0-10 | | | | |
| | Tied | 0-0 | 0-0 | 0-0 | | | | |



2008 TEAM ROSTER



| No. | Player | Pos | Ht | Wt | Birthdate | College | Years |
|-----|------------------------|-----|------|-----|-------------------|-------------------|-------|
| 21 | Nicky Anosike | F/C | 6-2 | 210 | February 27, 1986 | Tennessee | R |
| 33 | Seimone Augustus | G | 6-0 | 179 | April 30, 1984 | LSU | 2 |
| 30 | Anna DeForge | G | 5-10 | 160 | April 14, 1976 | Nebraska | 6 |
| 10 | Lindsey Harding | G | 5-8 | 139 | June 12, 1984 | Duke | 1 |
| 55 | Vanessa Hayden-Johnson | C | 6-4 | 240 | June 5, 1982 | Florida | 3 |
| 20 | Charde Houston | F | 5-11 | 190 | April 10, 1986 | Connecticut | R |
| 34 | Navonda Moore | G | 5-9 | 150 | November 4, 1984 | Alabama | 1 |
| 3 | Nicole Ohlde | F/C | 6-5 | 190 | March 13, 1982 | Kansas State | 4 |
| 45 | Noelle Quinn | G | 6-0 | 172 | January 3, 1985 | UCLA | 1 |
| 52 | Kristen Rasmussen | F | 6-4 | 172 | November 1, 1978 | Michigan State | 8 |
| 32 | LaToya Thomas | F | 6-2 | 175 | July 6, 1981 | Mississippi State | 5 |
| 11 | Candice Wiggins | G | 5-11 | 150 | February 14, 1987 | Stanford | R |

Head Coach: Don Zierden (Mount Senario)

Assistant Coaches: Jennifer Gillom (Mississippi), Julie Plank (Ohio State), Ed Prohofsky (Minnesota)

Trainers: Chuck Barta (Wisconsin-La Crosse)

Strength Coach: Tom Conroy

2008 STARTING LINEUPS

| Game #s | Forward | Forward | Center | Guard | Guard | Rec |
|-------------|----------|---------|---------|---------|---------|-------|
| 1-14, 16-23 | Augustus | Ohlde | Anosike | DeForge | Quinn | 11-11 |
| 15 | Quinn | Ohlde | Anosike | DeForge | Wiggins | 0-1 |
| 24-32 | Augustus | Ohlde | Anosike | DeForge | Harding | 4-5 |
| 33-34 | Quinn | Ohlde | Anosike | DeForge | Harding | 1-1 |



2008 FINAL STATISTICS

| PLAYER | G | GS | MIN | Field Goals | | | 3-Point FG | | | Free Throws | | | Rebounds | | | | | PTS | AVG | | | | |
|------------------|-----------|------------|-------------|-------------|-------------|-------------|------------|------------|-------------|-------------|------------|-------------|------------|------------|-------------|------------|------------|-----------|------------|------------|------------|-------------|-------------|
| | | | | FG | FGA | PCT | FG | FGA | PCT | FT | FTA | PCT | OFF | DEF | TOT | AST | PF | | | DQ | STL | TO | BLK |
| Augustus | 31 | 31 | 1042 | 233 | 496 | .470 | 20 | 63 | .317 | 105 | 118 | .890 | 28 | 92 | 120 | 83 | 46 | 0 | 32 | 52 | 12 | 591 | 19.1 |
| Wiggins | 30 | 1 | 824 | 137 | 340 | .403 | 37 | 121 | .306 | 161 | 197 | .817 | 39 | 58 | 97 | 90 | 113 | 5 | 54 | 57 | 7 | 472 | 15.7 |
| Anosike | 34 | 34 | 920 | 99 | 226 | .438 | 0 | 1 | .000 | 116 | 166 | .699 | 78 | 153 | 231 | 45 | 125 | 2 | 75 | 42 | 43 | 314 | 9.2 |
| Houston | 33 | 0 | 581 | 116 | 236 | .492 | 0 | 0 | --- | 60 | 81 | .741 | 27 | 95 | 122 | 28 | 70 | 0 | 30 | 55 | 13 | 292 | 8.8 |
| DeForge | 34 | 34 | 847 | 106 | 271 | .391 | 47 | 129 | .364 | 29 | 38 | .763 | 24 | 79 | 103 | 59 | 52 | 0 | 27 | 31 | 5 | 288 | 8.5 |
| Harding | 24 | 11 | 591 | 51 | 139 | .367 | 2 | 25 | .080 | 50 | 72 | .694 | 9 | 47 | 56 | 76 | 56 | 2 | 27 | 55 | 4 | 154 | 6.4 |
| Ohlde | 34 | 34 | 559 | 73 | 161 | .453 | 0 | 0 | --- | 51 | 65 | .785 | 44 | 68 | 112 | 45 | 88 | 1 | 10 | 50 | 22 | 197 | 5.8 |
| Hayden | 30 | 0 | 304 | 65 | 146 | .445 | 0 | 0 | --- | 27 | 44 | .614 | 42 | 63 | 105 | 12 | 82 | 2 | 14 | 26 | 14 | 157 | 5.2 |
| Quinn | 32 | 25 | 533 | 47 | 118 | .398 | 10 | 32 | .313 | 12 | 18 | .667 | 12 | 57 | 69 | 81 | 33 | 0 | 21 | 46 | 2 | 116 | 3.6 |
| Moore | 16 | 0 | 125 | 15 | 47 | .319 | 3 | 9 | .333 | 15 | 27 | .556 | 7 | 8 | 15 | 5 | 18 | 0 | 4 | 3 | 3 | 48 | 3.0 |
| Thomas | 13 | 0 | 147 | 19 | 38 | .500 | 5 | 7 | .714 | 4 | 9 | .44 | 8 | 17 | 25 | 3 | 16 | 0 | 2 | 15 | 0 | 47 | 3.6 |
| Rasmussen | 31 | 0 | 393 | 27 | 72 | .375 | 8 | 23 | .348 | 17 | 23 | .739 | 32 | 53 | 85 | 27 | 48 | 0 | 12 | 19 | 6 | 79 | 2.5 |
| Zoll | 6 | 0 | 30 | 2 | 8 | .250 | 1 | 3 | .33 | 5 | 6 | .833 | 1 | 2 | 3 | 3 | 2 | 0 | 1 | 3 | 0 | 10 | 1.7 |
| Murphy | 2 | 0 | 5 | 1 | 5 | .200 | 0 | 0 | --- | 0 | 0 | --- | 2 | 0 | 2 | 0 | 2 | 0 | 0 | 0 | 0 | 2 | 1.0 |
| Smith | 1 | 0 | 0 | 0 | 0 | --- | 0 | 0 | --- | 0 | 0 | --- | 0 | 0 | 0 | 0 | 0 | 0 | 0 | 0 | 0 | 0 | 0.0 |
| LYNX | 34 | -- | 6900 | 991 | 2302 | .430 | 133 | 413 | .322 | 652 | 864 | .755 | 353 | 792 | 1145 | 557 | 751 | 12 | 309 | 472 | 131 | 2767 | 81.4 |
| OPPONENTS | 34 | --- | 6900 | 974 | 220 | .439 | 161 | 486 | .331 | 612 | 809 | .756 | 350 | 862 | 1212 | 587 | 748 | 8 | 248 | 579 | 140 | 2121 | 80.0 |

| PLAYER | Single-Game Highs | | | | | | | Average Per Game | | | | | | | Career Highs (C=Set, T=Tied This Season) | | | | | | |
|------------------|-------------------|-----------|-----------|-----------|-----------|----------|------------|------------------|-------------|-------------|-------------|-------------|-------------|-------------|--|-----------|-----------|-----------|------------|-----------|------------|
| | MIN | REB | AST | ST | TO | BL | PTS | MIN | REB | AST | STL | TO | BLK | PTS | FG | FGA | FT | FTA | REB | AST | PTS |
| Augustus | 43 | 9 | 10 | 4 | 5 | 2 | 30 | 33.6 | 3.8 | 2.7 | 1.03 | 1.7 | 0.39 | 19.1 | 16 | 28 | 14 | 15 | 9T | 10C | 39 |
| Wiggins | 37 | 8 | 12 | 6 | 4 | 1 | 27 | 27.5 | 3.2 | 3.0 | 1.80 | 1.9 | 0.23 | 15.7 | 9C | 18C | 13C | 17C | 8C | 12C | 27C |
| Anosike | 37 | 15 | 5 | 6 | 3 | 4 | 20 | 27.1 | 6.8 | 1.3 | 2.21 | 1.2 | 1.26 | 9.2 | 8C | 17C | 8C | 16C | 15C | 5C | 20C |
| Houston | 28 | 13 | 4 | 3 | 5 | 2 | 21 | 17.6 | 3.7 | 0.8 | 0.91 | 1.7 | 0.39 | 8.8 | 9C | 16C | 5C | 7C | 13C | 4C | 21C |
| DeForge | 39 | 9 | 5 | 4 | 4 | 1 | 23 | 24.9 | 3.0 | 1.7 | 0.79 | 0.9 | 0.15 | 8.5 | 11 | 25 | 8 | 10 | 9T | 9 | 31 |
| Harding | 45 | 6 | 10 | 5 | 7 | 2 | 20 | 24.6 | 2.3 | 3.2 | 1.13 | 2.3 | 0.17 | 6.4 | 8 | 17 | 11C | 14C | 7 | 10C | 20T |
| Ohlde | 24 | 10 | 5 | 2 | 4 | 3 | 14 | 16.4 | 3.3 | 1.3 | 0.29 | 1.5 | 0.65 | 5.8 | 9 | 18 | 13 | 15 | 14 | 8 | 25 |
| Hayden | 22 | 9 | 3 | 3 | 4 | 2 | 14 | 10.1 | 3.5 | 0.4 | 0.47 | 0.9 | 0.47 | 5.2 | 8 | 18 | 5 | 8 | 11 | 3T | 18 |
| Quinn | 29 | 6 | 8 | 3 | 5 | 1 | 11 | 16.7 | 2.2 | 2.5 | 0.66 | 1.4 | 0.06 | 3.6 | 4T | 8T | 6 | 8 | 7 | 14 | 11C |
| Moore | 17 | 4 | 4 | 1 | 1 | 1 | 11 | 7.8 | 0.9 | 0.3 | 0.25 | 0.2 | 0.19 | 3.0 | 4C | 11C | 6 | 8 | 5 | 4C | 11C |
| Thomas | 23 | 7 | 1 | 1 | 4 | 0 | 13 | 11.3 | 1.9 | 0.2 | 0.15 | 1.4 | 0.00 | 3.6 | 11 | 21 | 10 | 10 | 13 | 5 | 26 |
| Rasmussen | 28 | 11 | 3 | 2 | 3 | 2 | 10 | 12.7 | 2.7 | 0.9 | 0.39 | 0.6 | 0.19 | 2.5 | 8 | 12 | 11 | 12 | 14 | 6 | 19 |
| Zoll | 11 | 1 | 2 | 1 | 2 | 0 | 5 | 5.0 | 0.5 | 0.5 | 0.17 | 0.5 | 0.00 | 1.7 | 1C | 4C | 2C | 2C | 1C | 2C | 5C |
| Murphy | 3 | 1 | 0 | 0 | 0 | 0 | 2 | 2.5 | 1.0 | 0.0 | 0.00 | 0.0 | 0.00 | 1.0 | 5 | 10 | 5 | 5 | 12 | 2 | 14 |
| Smith | 0 | 0 | 0 | 0 | 0 | 0 | 0 | 0.0 | 0.0 | 0.0 | 0.00 | 0.0 | 0.00 | 0.0 | 7 | 14 | 4 | 4 | 6 | 6 | 18 |
| LYNX | 250 | 53 | 29 | 12 | 20 | 9 | 107 | 202.2 | 37.8 | 20.8 | 7.65 | 15.2 | 4.68 | 86.0 | 44C | 95 | 37 | 45 | 53C | 30 | 124 |
| OPPONENTS | 250 | 48 | 24 | 13 | 24 | 7 | 99 | 202.2 | 30.9 | 15.6 | 7.85 | 14.5 | 3.09 | 76.2 | 47 | 96 | 42 | 55 | 56 | 30 | 127 |



2008 OFFENSIVE GAME-BY-GAME STATISTICS

| Date | Opponent | W/L | G | MIN | Field Goals | | | 3-Point FG | | | Free Throws | | | Rebounds | | | | | | | PTS | |
|------------------------|---------------|-----|-----------|--------------|-------------|-------------|-------------|------------|-------------|-------------|-------------|-------------|-------------|-------------|-------------|-------------|-------------|-------------|------------|-------------|------------|-------------|
| | | | | | FG | FGA | PCT | FG | FGA | PCT | FT | FTA | PCT | OFF | DEF | TOT | AST | PF | STL | TO | | BLK |
| May 18 | DETROIT | W | 1 | 200 | 32 | 66 | .485 | 3 | 11 | .273 | 17 | 23 | .739 | 6 | 20 | 26 | 20 | 30 | 12 | 12 | 4 | 84 |
| May 27 | @ Houston | W | 1 | 225 | 35 | 75 | .467 | 5 | 12 | .417 | 23 | 29 | .793 | 14 | 23 | 37 | 17 | 21 | 10 | 12 | 10 | 98 |
| May 29 | @ Chicago | W | 1 | 200 | 30 | 63 | .476 | 5 | 8 | .625 | 10 | 14 | .714 | 9 | 30 | 39 | 16 | 24 | 6 | 14 | 6 | 75 |
| May 31 | PHOENIX | W | 1 | 200 | 29 | 66 | .439 | 3 | 9 | .333 | 33 | 40 | .825 | 13 | 27 | 40 | 24 | 22 | 8 | 15 | 6 | 94 |
| June 3 | @ Atlanta | W | 1 | 200 | 31 | 64 | .484 | 3 | 14 | .214 | 20 | 24 | .833 | 12 | 16 | 28 | 17 | 18 | 8 | 18 | 2 | 85 |
| June 6 | @ Connecticut | L | 1 | 200 | 31 | 75 | .413 | 2 | 11 | .182 | 13 | 19 | .684 | 13 | 22 | 35 | 17 | 23 | 11 | 11 | 3 | 77 |
| June 8 | SAN ANTONIO | W | 1 | 200 | 29 | 61 | .475 | 4 | 16 | .250 | 28 | 32 | .875 | 8 | 24 | 32 | 23 | 24 | 8 | 11 | 2 | 90 |
| June 10 | CONNECTICUT | L | 1 | 200 | 25 | 75 | .333 | 3 | 8 | .375 | 13 | 20 | .650 | 9 | 26 | 35 | 18 | 20 | 8 | 9 | 8 | 66 |
| June 12 | SACRAMENTO | L | 1 | 200 | 27 | 61 | .443 | 4 | 12 | .333 | 20 | 27 | .741 | 12 | 21 | 33 | 17 | 27 | 6 | 21 | 6 | 78 |
| June 14 | @ New York | L | 1 | 200 | 28 | 64 | .438 | 6 | 14 | .429 | 14 | 16 | .875 | 6 | 19 | 25 | 7 | 14 | 11 | 11 | 3 | 76 |
| June 20 | @ Detroit | L | 1 | 225 | 32 | 77 | .416 | 0 | 6 | .000 | 29 | 42 | .690 | 18 | 24 | 42 | 18 | 36 | 6 | 16 | 2 | 93 |
| June 21 | HOUSTON | L | 1 | 200 | 19 | 69 | .275 | 3 | 18 | .167 | 24 | 36 | .667 | 15 | 17 | 32 | 11 | 22 | 7 | 17 | 4 | 65 |
| June 24 | NEW YORK | W | 1 | 200 | 32 | 63 | .508 | 4 | 9 | .444 | 23 | 29 | .793 | 8 | 25 | 33 | 24 | 24 | 11 | 13 | 3 | 91 |
| June 26 | SACRAMENTO | W | 1 | 200 | 31 | 69 | .449 | 3 | 11 | .273 | 15 | 17 | .882 | 6 | 23 | 29 | 18 | 23 | 9 | 13 | 4 | 80 |
| June 28 | @ San Antonio | L | 1 | 200 | 26 | 71 | .366 | 3 | 17 | .176 | 10 | 13 | .769 | 15 | 28 | 43 | 10 | 18 | 8 | 15 | 3 | 65 |
| July 1 | CHICAGO | L | 1 | 200 | 26 | 66 | .394 | 2 | 4 | .500 | 17 | 25 | .680 | 11 | 21 | 32 | 13 | 18 | 10 | 11 | 4 | 71 |
| July 3 | @ Los Angeles | W | 1 | 200 | 31 | 62 | .500 | 5 | 14 | .357 | 21 | 25 | .840 | 9 | 26 | 35 | 16 | 20 | 8 | 15 | 4 | 88 |
| July 5 | @ Seattle | L | 1 | 200 | 23 | 55 | .418 | 3 | 5 | .600 | 22 | 31 | .710 | 7 | 16 | 23 | 15 | 23 | 8 | 13 | 4 | 71 |
| July 9 | ATLANTA | L | 1 | 200 | 23 | 63 | .365 | 4 | 10 | .400 | 17 | 27 | .630 | 8 | 25 | 33 | 17 | 19 | 9 | 11 | 4 | 67 |
| July 12 | HOUSTON | W | 1 | 200 | 31 | 67 | .463 | 10 | 20 | .500 | 13 | 18 | .722 | 9 | 24 | 33 | 22 | 21 | 11 | 13 | 3 | 85 |
| July 17 | @ Houston | L | 1 | 200 | 34 | 70 | .486 | 7 | 15 | .467 | 13 | 18 | .722 | 11 | 17 | 28 | 18 | 25 | 6 | 13 | 4 | 88 |
| July 19 | @ San Antonio | W | 1 | 200 | 31 | 68 | .456 | 2 | 7 | .286 | 23 | 27 | .852 | 8 | 28 | 36 | 6 | 18 | 8 | 13 | 1 | 87 |
| July 22 | SEATTLE | L | 1 | 200 | 27 | 77 | .351 | 3 | 9 | .333 | 16 | 18 | .889 | 12 | 21 | 33 | 21 | 18 | 10 | 12 | 2 | 73 |
| July 24 | @ Indiana | W | 1 | 225 | 26 | 61 | .426 | 1 | 4 | .250 | 31 | 36 | .861 | 12 | 28 | 40 | 10 | 19 | 13 | 18 | 5 | 84 |
| July 25 | SAN ANTONIO | W | 1 | 200 | 29 | 64 | .453 | 6 | 16 | .375 | 14 | 18 | .778 | 13 | 23 | 36 | 16 | 18 | 12 | 14 | 1 | 78 |
| July 27 | LOS ANGELES | L | 1 | 225 | 29 | 70 | .414 | 3 | 13 | .231 | 23 | 27 | .852 | 10 | 27 | 37 | 17 | 26 | 10 | 17 | 4 | 84 |
| August 30 | WASHINGTON | W | 1 | 200 | 29 | 65 | .446 | 6 | 16 | .375 | 28 | 37 | .757 | 11 | 27 | 38 | 14 | 29 | 9 | 12 | 4 | 92 |
| September 1 | @ Los Angeles | L | 1 | 200 | 23 | 70 | .329 | 1 | 12 | .083 | 11 | 15 | .733 | 8 | 21 | 29 | 14 | 20 | 9 | 13 | 1 | 58 |
| September 3 | @ Phoenix | L | 1 | 200 | 31 | 84 | .369 | 5 | 27 | .185 | 29 | 41 | .707 | 17 | 18 | 35 | 13 | 29 | 10 | 13 | 1 | 96 |
| September 6 | @ Seattle | L | 1 | 200 | 36 | 71 | .507 | 6 | 11 | .545 | 10 | 16 | .625 | 9 | 20 | 29 | 20 | 26 | 10 | 16 | 2 | 88 |
| September 7 | @ Sacramento | L | 1 | 200 | 29 | 65 | .446 | 1 | 11 | .091 | 12 | 18 | .667 | 11 | 17 | 28 | 14 | 19 | 13 | 21 | 6 | 71 |
| September 9 | INDIANA | W | 1 | 200 | 31 | 60 | .517 | 3 | 8 | .375 | 21 | 26 | .808 | 5 | 24 | 29 | 17 | 16 | 10 | 17 | 4 | 86 |
| September 12 | PHOENIX | L | 1 | 200 | 30 | 83 | .361 | 6 | 20 | .300 | 21 | 31 | .677 | 11 | 32 | 43 | 16 | 20 | 6 | 10 | 5 | 87 |
| September 14 | @ Washington | W | 1 | 200 | 35 | 63 | .556 | 8 | 15 | .533 | 18 | 29 | .621 | 7 | 32 | 39 | 21 | 21 | 8 | 12 | 6 | 96 |
| Season Totals | | | 34 | 6900 | 974 | 2220 | .439 | 161 | 486 | .331 | 612 | 809 | .756 | 350 | 862 | 1212 | 87 | 748 | 248 | 579 | 140 | 2721 |
| Season Averages | | | | 202.9 | 28.6 | 65.3 | | 4.7 | 14.3 | | 18.0 | 23.8 | | 10.3 | 25.4 | 35.6 | 17.3 | 22.0 | 7.3 | 17.0 | 4.1 | 80.0 |



2008 DEFENSIVE GAME-BY-GAME STATISTICS

| Date | Opponent | W/L | G | MIN | Field Goals | | | 3-Point FG | | | Free Throws | | | Rebounds | | | | | | | | |
|------------------------|---------------|-----|-----------|-------------|--------------|-------------|-------------|------------|------------|-------------|-------------|-------------|-------------|------------|-------------|-------------|-------------|-------------|-------------|------------|-------------|-------------|
| | | | | | FG | FGA | PCT | FG | FGA | PCT | FT | FTA | PCT | OFF | DEF | TOT | AST | PF | STL | TO | BLK | PTS |
| May 18 | DETROIT | W | 1 | 200 | 23 | 56 | .411 | 2 | 10 | .200 | 22 | 32 | .688 | 9 | 24 | 33 | 19 | 24 | 5 | 23 | 4 | 70 |
| May 27 | @ Houston | W | 1 | 225 | 33 | 74 | .446 | 7 | 18 | .389 | 19 | 23 | .826 | 13 | 24 | 37 | 21 | 27 | 8 | 17 | 5 | 92 |
| May 29 | @ Chicago | W | 1 | 200 | 24 | 62 | .387 | 3 | 7 | .429 | 18 | 29 | .621 | 11 | 21 | 32 | 14 | 16 | 7 | 11 | 6 | 69 |
| May 31 | PHOENIX | W | 1 | 200 | 33 | 79 | .418 | 3 | 20 | .150 | 14 | 20 | .700 | 14 | 22 | 36 | 13 | 26 | 6 | 18 | 8 | 83 |
| June 3 | @ Atlanta | W | 1 | 200 | 33 | 66 | .500 | 6 | 14 | .429 | 9 | 10 | .900 | 9 | 19 | 28 | 21 | 18 | 11 | 20 | 4 | 81 |
| June 6 | @ Connecticut | L | 1 | 200 | 31 | 69 | .449 | 1 | 14 | .071 | 15 | 24 | .625 | 14 | 28 | 42 | 20 | 17 | 3 | 20 | 2 | 78 |
| June 8 | SAN ANTONIO | W | 1 | 200 | 24 | 56 | .429 | 6 | 16 | .375 | 24 | 28 | .857 | 9 | 21 | 30 | 20 | 23 | 7 | 18 | 3 | 78 |
| June 10 | CONNECTICUT | L | 1 | 200 | 25 | 62 | .403 | 6 | 17 | .353 | 19 | 21 | .905 | 6 | 37 | 43 | 14 | 14 | 5 | 19 | 4 | 75 |
| June 12 | SACRAMENTO | L | 1 | 200 | 25 | 61 | .410 | 5 | 12 | .417 | 27 | 33 | .818 | 14 | 21 | 35 | 14 | 28 | 16 | 17 | 4 | 82 |
| June 14 | @ New York | L | 1 | 200 | 29 | 60 | .483 | 8 | 16 | .500 | 11 | 14 | .786 | 9 | 24 | 33 | 17 | 13 | 5 | 18 | 2 | 77 |
| June 20 | @ Detroit | L | 1 | 225 | 29 | 71 | .408 | 6 | 16 | .375 | 34 | 41 | .829 | 15 | 29 | 44 | 16 | 34 | 4 | 17 | 6 | 98 |
| June 21 | HOUSTON | L | 1 | 200 | 24 | 60 | .400 | 5 | 14 | .357 | 19 | 22 | .864 | 7 | 29 | 36 | 11 | 27 | 9 | 21 | 8 | 72 |
| June 24 | NEW YORK | W | 1 | 200 | 22 | 59 | .373 | 8 | 16 | .500 | 17 | 25 | .680 | 9 | 21 | 30 | 14 | 23 | 8 | 19 | 0 | 69 |
| June 26 | SACRAMENTO | W | 1 | 200 | 26 | 65 | .400 | 6 | 14 | .429 | 18 | 23 | .783 | 13 | 21 | 34 | 15 | 20 | 8 | 16 | 2 | 76 |
| June 28 | @ San Antonio | L | 1 | 200 | 30 | 65 | .462 | 2 | 9 | .222 | 11 | 17 | .647 | 5 | 24 | 29 | 23 | 12 | 8 | 10 | 5 | 73 |
| July 1 | CHICAGO | L | 1 | 200 | 28 | 63 | .444 | 3 | 7 | .429 | 14 | 23 | .609 | 13 | 24 | 37 | 19 | 20 | 5 | 16 | 8 | 73 |
| July 3 | @ Los Angeles | W | 1 | 200 | 25 | 68 | .368 | 3 | 20 | .150 | 17 | 20 | .850 | 15 | 19 | 34 | 18 | 21 | 4 | 15 | 3 | 70 |
| July 5 | @ Seattle | L | 1 | 200 | 38 | 66 | .576 | 8 | 19 | .421 | 12 | 15 | .800 | 7 | 27 | 34 | 26 | 23 | 4 | 15 | 3 | 96 |
| July 9 | ATLANTA | L | 1 | 200 | 31 | 69 | .449 | 2 | 11 | .182 | 9 | 18 | .500 | 11 | 32 | 43 | 11 | 21 | 8 | 15 | 4 | 73 |
| July 12 | HOUSTON | W | 1 | 200 | 27 | 63 | .429 | 3 | 8 | .375 | 14 | 22 | .636 | 9 | 27 | 36 | 17 | 23 | 6 | 17 | 4 | 71 |
| July 17 | @ Houston | L | 1 | 200 | 34 | 70 | .486 | 4 | 12 | .333 | 24 | 25 | .960 | 15 | 25 | 40 | 19 | 18 | 8 | 13 | 0 | 96 |
| July 19 | @ San Antonio | W | 1 | 200 | 26 | 65 | .400 | 5 | 18 | .278 | 17 | 21 | .810 | 7 | 25 | 32 | 15 | 21 | 7 | 17 | 3 | 74 |
| July 22 | SEATTLE | L | 1 | 200 | 28 | 61 | .459 | 4 | 10 | .400 | 16 | 19 | .842 | 10 | 29 | 39 | 13 | 18 | 7 | 20 | 5 | 76 |
| July 24 | @ Indiana | W | 1 | 225 | 31 | 78 | .397 | 7 | 17 | .412 | 11 | 16 | .688 | 14 | 21 | 35 | 24 | 27 | 10 | 18 | 6 | 80 |
| July 25 | SAN ANTONIO | W | 1 | 200 | 23 | 58 | .397 | 2 | 12 | .167 | 20 | 27 | .741 | 10 | 17 | 27 | 11 | 20 | 7 | 14 | 1 | 68 |
| July 27 | LOS ANGELES | L | 1 | 225 | 35 | 73 | .479 | 5 | 14 | .357 | 17 | 25 | .680 | 10 | 27 | 37 | 25 | 21 | 12 | 15 | 4 | 92 |
| August 30 | WASHINGTON | W | 1 | 200 | 27 | 65 | .415 | 4 | 15 | .267 | 20 | 32 | .625 | 10 | 28 | 38 | 11 | 33 | 5 | 18 | 1 | 78 |
| September 1 | @ Los Angeles | L | 1 | 200 | 30 | 64 | .469 | 5 | 20 | .250 | 17 | 22 | .773 | 11 | 36 | 47 | 23 | 20 | 5 | 16 | 12 | 82 |
| September 3 | @ Phoenix | L | 1 | 200 | 35 | 64 | .547 | 6 | 13 | .462 | 27 | 31 | .871 | 3 | 30 | 33 | 18 | 32 | 5 | 20 | 7 | 103 |
| September 6 | @ Seattle | L | 1 | 200 | 30 | 57 | .526 | 3 | 8 | .375 | 33 | 43 | .767 | 8 | 21 | 29 | 19 | 18 | 10 | 12 | 4 | 96 |
| September 7 | @ Sacramento | L | 1 | 200 | 29 | 64 | .453 | 8 | 14 | .571 | 12 | 12 | 1.000 | 12 | 26 | 38 | 18 | 21 | 12 | 27 | 2 | 78 |
| September 9 | INDIANA | W | 1 | 200 | 28 | 67 | .418 | 4 | 22 | .182 | 16 | 18 | .889 | 10 | 22 | 32 | 21 | 20 | 10 | 21 | 4 | 76 |
| September 12 | PHOENIX | L | 1 | 200 | 32 | 78 | .410 | 5 | 17 | .294 | 27 | 37 | .730 | 12 | 37 | 49 | 15 | 24 | 7 | 10 | 5 | 96 |
| September 14 | @ Washington | W | 1 | 200 | 26 | 62 | .419 | 6 | 16 | .375 | 12 | 21 | .571 | 6 | 24 | 30 | 12 | 25 | 6 | 16 | 1 | 70 |
| Season Totals | | | 34 | 6900 | 974 | 2220 | .439 | 161 | 486 | .331 | 612 | 809 | .756 | 350 | 862 | 1212 | 587 | 748 | 248 | 579 | 140 | 2721 |
| Season Averages | | | | | 202.9 | 28.6 | 65.3 | | 4.7 | 14.3 | | 18.0 | 23.8 | | 10.3 | 25.4 | 35.6 | 17.3 | 22.0 | 7.3 | 17.0 | 4.1 |
| 80.0 | | | | | | | | | | | | | | | | | | | | | | |



2008 DAY-BY-DAY STATISTICS

| Date | Opponent | Score | Home | Road | Total | High Scoring | High Rebounds | High Assists | Opponent Scoring | Attendance |
|--------------|---------------|----------------|------|------|-------|---------------|----------------|---------------|------------------|------------|
| May 18 | DETROIT | (W) 84-70 | 1-0 | 0-0 | 1-0 | Houston (21) | 3 Tied (4) | Ohlde (5) | K. Smith (17) | 9,972 |
| May 27 | @ Houston | (W) 98-92 (OT) | 1-0 | 1-0 | 2-0 | Augustus (25) | Augustus (9) | 2 Tied (4) | Thompson (20) | 7,261 |
| May 29 | @ Chicago | (W) 75-69 | 1-0 | 2-0 | 3-0 | Augustus (19) | Augustus (9) | Wiggins (4) | Fowles (16) | 3,014 |
| May 31 | PHOENIX | (W) 94-83 | 2-0 | 2-0 | 4-0 | Augustus (22) | Houston (13) | Wiggins (12) | Pondexter (31) | 6,914 |
| June 3 | @ Atlanta | (W) 85-81 | 2-0 | 3-0 | 5-0 | Wiggins (22) | Anosike (12) | 2 Tied (4) | Lennox (28) | 5,844 |
| June 6 | @ Connecticut | (L) 77-78 | 2-0 | 3-1 | 5-1 | Augustus (22) | Houston (9) | Augustus (6) | Jones (25) | 6,327 |
| June 8 | SAN ANTONIO | (W) 90-78 | 3-0 | 3-1 | 6-1 | Augustus (18) | Anosike (8) | 2 Tied (5) | Wauters (24) | 5,020 |
| June 10 | CONNECTICUT | (L) 66-75 | 3-1 | 3-1 | 6-2 | Wiggins (22) | Anosike (9) | Augustus (10) | Jones (20) | 7,186 |
| June 12 | SACRAMENTO | (L) 78-82 | 3-2 | 3-1 | 6-3 | Augustus (21) | Anosike (11) | Wiggins (5) | 2 Tied (18) | 4,875 |
| June 14 | @ New York | (L) 76-77 | 3-2 | 3-2 | 6-4 | Wiggins (26) | Houston (8) | Wiggins (3) | 2 Tied (13) | 7,452 |
| June 20 | @ Detroit | (L) 93-98 (OT) | 3-2 | 3-3 | 6-5 | Augustus (26) | Ohlde (10) | Wiggins (5) | Nolan (44) | 8,916 |
| June 21 | HOUSTON | (L) 65-72 | 3-3 | 3-3 | 6-6 | Wiggins (24) | Anosike (7) | Wiggins (4) | Thompson (18) | 5,865 |
| June 24 | NEW YORK | (W) 91-69 | 4-3 | 3-3 | 7-6 | Augustus (21) | 2 Tied (6) | Augustus (9) | Christon (20) | 6,280 |
| June 26 | SACRAMENTO | (W) 80-76 | 5-3 | 3-3 | 8-6 | Augustus (23) | Augustus (6) | Wiggins (6) | Powell (20) | 5,722 |
| June 28 | @ San Antonio | (L) 65-73 | 5-3 | 3-4 | 8-7 | Anosike (16) | Rasmussen (11) | Harding (5) | Young (20) | 7,513 |
| July 1 | CHICAGO | (L) 71-73 | 5-4 | 3-4 | 8-8 | Wiggins (17) | Wiggins (6) | Quinn (6) | Dupree (26) | 4,765 |
| July 3 | @ Los Angeles | (W) 88-70 | 5-4 | 4-4 | 9-8 | Augustus (29) | Anosike (10) | Quinn (5) | Leslie (26) | 8,587 |
| July 5 | @ Seattle | (L) 71-96 | 5-4 | 4-5 | 9-9 | Anosike (15) | Anosike (5) | Ohlde (5) | Jackson (34) | 7,553 |
| July 9 | ATLANTA | (L) 67-73 | 5-5 | 4-5 | 9-10 | Augustus (17) | Anosike (8) | Quinn (8) | Lennox (24) | 5,893 |
| July 12 | HOUSTON | (W) 85-71 | 6-5 | 4-5 | 10-10 | Augustus (27) | Anosike (10) | 2 Tied (4) | Snow (14) | 6,495 |
| July 17 | @ Houston | (L) 88-96 | 6-5 | 4-6 | 10-11 | Wiggins (27) | Anosike (6) | Harding (7) | Thompson (25) | 7,261 |
| July 19 | @ San Antonio | (W) 87-74 | 6-5 | 5-6 | 11-11 | Augustus (30) | Ohlde (7) | Harding (2) | Hammon (24) | 8,614 |
| July 22 | SEATTLE | (L) 73-76 | 6-6 | 5-6 | 11-12 | Houston (16) | 2 Tied (6) | Wiggins (6) | Bird (22) | 12,276 |
| July 24 | @ Indiana | (W) 84-80 (OT) | 6-6 | 6-6 | 12-12 | Augustus (25) | Anosike (10) | 2 Players (3) | 2 Players (17) | 6,010 |
| July 25 | SAN ANTONIO | (W) 78-68 | 7-6 | 6-6 | 13-12 | Augustus (20) | 2 players (8) | Augustus (4) | Young (21) | 7,247 |
| July 27 | LOS ANGELES | (L) 84-92 (OT) | 7-7 | 6-6 | 13-13 | Augustus (29) | Thomas (7) | Harding (8) | 2 Players (23) | 9,433 |
| August 30 | WASHINGTON | (W) 92-78 | 8-7 | 6-6 | 14-13 | Wiggins (22) | Hayden (9) | Harding (5) | Beard (27) | 6,980 |
| September 1 | @ Los Angeles | (L) 58-82 | 8-7 | 6-7 | 14-14 | Augustus (13) | Anosike (7) | Wiggins (4) | Parker (24) | 9,072 |
| September 3 | @ Phoenix | (L) 96-103 | 8-7 | 6-8 | 14-15 | Augustus (27) | Anosike (15) | 2 Players (3) | Taurasi (32) | 7,722 |
| September 6 | @ Seattle | (L) 88-96 | 8-7 | 6-9 | 14-16 | Augustus (26) | Anosike (7) | Harding (10) | Bird (23) | 9,339 |
| September 7 | @ San Antonio | (L) 71-78 | 8-7 | 6-10 | 14-17 | Houston (19) | Anosike (10) | 2 Players (4) | Powell (22) | 7,999 |
| September 9 | INDIANA | (W) 86-76 | 9-7 | 6-10 | 15-17 | Houston (18) | Houston (18) | Quinn (6) | White (21) | 6,706 |
| September 12 | PHOENIX | (L) 87-96 | 9-8 | 6-10 | 15-18 | Harding (20) | Houston (9) | 2 Players (4) | Taurasi (31) | 8,343 |
| September 14 | @ Washington | (W) 96-70 | 9-8 | 7-10 | 16-18 | Houston (18) | Anosike (8) | Quinn (7) | Beard (17) | 10,438 |



2008 SEASON SUMMARY

| | RECORD | HOME | ROAD | OT |
|----------------|--------|------|------|-----|
| OVERALL | 16-28 | 9-8 | 7-10 | 2-2 |
| EASTERN | 8-6 | 4-3 | 4-3 | 1-1 |
| WESTERN | 8-12 | 5-5 | 3-7 | 1-1 |

TEAM WINNING & LOSING STREAKS:

| | OVERALL | HOME | ROAD |
|-------|--|--|--|
| Long: | Win (1) Win (5) Loss (5) | Loss (1) Win (3) Loss (1) | Win (1) Win (3) Loss (4) |
| Last: | Win: September 14 @ Washington (96-70) Loss: September 12 vs. Phoenix (87-96) | Win: September 9 vs. Indiana (86-76) Loss: September 12 vs. Phoenix (87-96) | Win: September 14 @ Washington (96-70) Loss: September 7 @ Sacramento (71-78) |


| MONTH | W/L | OFFENSE | DEFENSE | VS. OPPONENT | HOME ATTENDANCE |
|------------------|-----|----------|----------|--------------|-----------------------|
| May | 4-0 | 70+16-13 | 70+13-18 | .500+ 7-12 | 17 Games |
| June | 4-7 | 70<0-5 | 70+3-0 | .500< 9-6 | Total: 119,972 |
| July | 5-6 | | | | Average: 7,057 |
| August | 1-0 | | | | 12,276 High |
| September | 2-5 | | | | |

| MARGINS | 1 | 2 | 3 | 4 | 5 | 6 | 7 | 8 | 9 | 10 | 11 | 12 | 13 | 14 | 15 | 16 | 17 | 18 | 19 | 20 | 21 | 22 | 23 | 24 | 25 | 26 | 27 | 28 | 29 | 30+ |
|-----------------|---|---|---|---|---|---|---|---|---|----|----|----|----|----|----|----|----|----|----|----|----|----|----|----|----|----|----|----|----|-----|
| WON BY: | | | 3 | | 2 | | | | | 2 | 1 | 1 | 1 | 3 | | | | 1 | | | | 1 | | | | 1 | | | | |
| LOST BY: | 2 | 1 | 1 | 1 | 1 | 1 | 3 | 4 | 2 | | | | | | | | | | | | | | | 1 | 1 | | | | | |

| At Start Of: | | OVERALL | HOME | ROAD | ROAD | FG% | OVERALL | HOME-ROAD |
|----------------|---------|---------|------|------|--------|------|---------|-----------|
| 2nd Qtr | Ahead: | 10-5 | 7-1 | 3-4 | -44% | 4-16 | 3-8 | 1-8 |
| | Behind: | 6-12 | 2-7 | 4-5 | 45-49% | 8-1 | 4-0 | 4-1 |
| | Tied: | 0-1 | 0-0 | 0-1 | 50-54% | 3-1 | 2-0 | 1-1 |
| 3rd Qtr | Ahead: | 12-4 | 9-3 | 3-1 | 55-59% | 1-0 | 0-0 | 1-0 |
| | Behind: | 3-12 | 0-4 | 3-8 | +60% | 0-0 | 0-0 | 0-0 |
| | Tied: | 1-2 | 0-1 | 1-1 | | | | |
| 4th Qtr | Ahead: | 14-2 | 9-2 | 5-0 | | | | |
| | Behind: | 2-15 | 0-5 | 2-10 | | | | |
| | Tied: | 0-1 | 0-1 | 0-0 | | | | |



2007 TEAM ROSTER



| No. | Player | Pos | Ht | Wt | Birthdate | College | Years |
|-----|---------------------|-----|------|-----|------------------|--------------------------|-------|
| 25 | Svetlana Abrosimova | F | 6-2 | 169 | July 9, 1980 | Connecticut '01 | 6 |
| 33 | Seimone Augustus | G | 6-0 | 179 | April 30, 1984 | Louisiana State '06 | 1 |
| 5 | Megan Duffy | G | 5-7 | 135 | July 13, 1984 | Notre Dame '06 | 1 |
| 10 | Lindsey Harding | G | 5-8 | 139 | June 12, 1984 | Duke '07 | R |
| 55 | Vanessa Hayden* | C | 6-4 | 240 | June 5, 1982 | Florida '04 | 3 |
| 23 | Amber Jacobs | G | 5-8 | 152 | June 29, 1982 | Boston College '04 | 3 |
| 44 | Kristen Mann | F | 6-2 | 185 | August 10, 1983 | UC Santa Barbara '05 | 2 |
| 34 | Navonda Moore | G | 5-8 | 145 | November 4, 1984 | Alabama '07 | R |
| 14 | Eshaya Murphy | G | 5-11 | 164 | April 15, 1985 | Southern California '07 | R |
| 3 | Nicole Ohlde | F | 6-5 | 195 | March 12, 1982 | Kansas State '04 | 3 |
| 45 | Noelle Quinn | G | 6-0 | 175 | January 3, 1985 | UCLA '07 | R |
| 20 | Tamika Raymond | F | 6-2 | 195 | April 12, 1980 | Connecticut '02 | 5 |
| 1 | Kathrin Ress | F | 6-4 | 208 | June 26, 1985 | Boston College '07 | R |
| 42 | Tiffany Stansbury | F | 6-3 | 183 | January 16, 1983 | North Carolina State '06 | 1 |

* — Missed entire 2007 season due to pregnancy

Head Coach: Don Zierden (Mount Senario)

Assistant Coaches: Teresa Edwards (Georgia), Carolyn Jenkins (California-Berkeley), Ed Prohofsky (Minnesota)

Trainers: Chuck Barta (Wisconsin-La Crosse), Kristi Meyer (Minnesota)

Strength Coach: Tom Conroy

2007 STARTING LINEUPS

| Game #s | Forward | Forward | Center | Guard | Guard | Rec |
|-------------|------------|-----------|--------|---------|----------|-----|
| 1-2, 4-5 | Quinn | Mann | Ohlde | Harding | Augustus | 0-4 |
| 3 | Quinn | Raymond | Ohlde | Harding | Augustus | 0-1 |
| 6, 8, 10-19 | Abrosimova | Mann | Ohlde | Harding | Augustus | 5-7 |
| 7 | Abrosimova | Ress | Ohlde | Harding | Augustus | 0-1 |
| 9 | Abrosimova | Raymond | Ohlde | Harding | Augustus | 0-1 |
| 20 | Abrosimova | Stansbury | Ohlde | Harding | Augustus | 0-1 |
| 21-33 | Abrosimova | Stansbury | Ohlde | Quinn | Augustus | 4-9 |
| 34 | Abrosimova | Mann | Ohlde | Quinn | Augustus | 1-0 |



2007 FINAL STATISTICS

| PLAYER | G | GS | MIN | Field Goals | | | 3-Point FG | | | Free Throws | | | Rebounds | | | AST | PF | DQ | STL | TO | BLK | PTS | AVG |
|------------------|-----------|----------|-------------|-------------|-------------|-------------|------------|------------|-------------|-------------|------------|-------------|------------|------------|-------------|------------|------------|-----------|------------|------------|------------|-------------|-------------|
| | | | | FG | FGA | PCT | FG | FGA | PCT | FT | FTA | PCT | OFF | DEF | TOT | | | | | | | | |
| Augustus | 34 | 34 | 1093 | 296 | 583 | .508 | 26 | 62 | .419 | 151 | 173 | .873 | 37 | 99 | 136 | 79 | 58 | 0 | 41 | 83 | 21 | 769 | 22.6 |
| Harding | 20 | 20 | 602 | 86 | 243 | .354 | 8 | 35 | .229 | 53 | 78 | .679 | 15 | 72 | 87 | 78 | 44 | 0 | 20 | 47 | 6 | 233 | 11.7 |
| Ohlde | 34 | 34 | 922 | 128 | 342 | .374 | 0 | 0 | — | 136 | 161 | .845 | 69 | 139 | 208 | 56 | 127 | 4 | 17 | 82 | 20 | 392 | 11.5 |
| Abrosimova | 34 | 29 | 843 | 132 | 298 | .443 | 45 | 101 | .446 | 36 | 43 | .837 | 53 | 97 | 150 | 85 | 86 | 0 | 44 | 68 | 4 | 345 | 10.1 |
| Mann | 34 | 17 | 882 | 96 | 256 | .375 | 37 | 106 | .349 | 29 | 37 | .784 | 39 | 83 | 122 | 43 | 81 | 1 | 31 | 27 | 7 | 258 | 7.6 |
| Murphy | 32 | 0 | 436 | 54 | 145 | .372 | 18 | 66 | .273 | 39 | 46 | .848 | 50 | 54 | 104 | 17 | 48 | 0 | 19 | 20 | 8 | 165 | 5.2 |
| Stansbury | 30 | 14 | 437 | 55 | 120 | .458 | 0 | 0 | — | 20 | 39 | .513 | 50 | 80 | 130 | 15 | 78 | 0 | 13 | 29 | 11 | 130 | 4.3 |
| Brown | 3 | 0 | 29 | 2 | 9 | .222 | 1 | 3 | .333 | 6 | 8 | .750 | 2 | 3 | 5 | 2 | 5 | 0 | 1 | 2 | 1 | 11 | 3.7 |
| Jacobs | 29 | 0 | 328 | 34 | 102 | .333 | 17 | 65 | .262 | 8 | 13 | .615 | 4 | 16 | 20 | 40 | 31 | 0 | 9 | 41 | 0 | 93 | 3.2 |
| Ress | 28 | 1 | 348 | 31 | 78 | .397 | 2 | 4 | .500 | 21 | 29 | .724 | 39 | 32 | 71 | 16 | 69 | 6 | 8 | 37 | 4 | 85 | 3.0 |
| Quinn | 34 | 19 | 670 | 37 | 124 | .298 | 7 | 38 | .184 | 15 | 24 | .625 | 18 | 71 | 89 | 148 | 40 | 0 | 29 | 67 | 13 | 96 | 2.8 |
| Raymond | 21 | 2 | 149 | 12 | 20 | .600 | 0 | 0 | — | 7 | 11 | .636 | 16 | 24 | 40 | 6 | 18 | 0 | 2 | 9 | 0 | 31 | 1.5 |
| Duffy | 5 | 0 | 48 | 1 | 9 | .111 | 1 | 8 | .125 | 4 | 4 | 1.000 | 2 | 3 | 5 | 7 | 7 | 0 | 1 | 4 | 0 | 7 | 1.4 |
| Moore | 19 | 0 | 87 | 7 | 26 | .269 | 1 | 8 | .125 | 6 | 8 | .750 | 3 | 12 | 15 | 4 | 21 | 0 | 3 | 7 | 0 | 21 | 1.1 |
| LYNX | 34 | — | 6875 | 971 | 2355 | .412 | 163 | 496 | .329 | 531 | 674 | .788 | 397 | 785 | 1182 | 596 | 713 | 11 | 238 | 561 | 95 | 2636 | 77.5 |
| OPPONENTS | 34 | — | 6875 | 988 | 2195 | .450 | 162 | 461 | .351 | 614 | 785 | .782 | 318 | 800 | 1118 | 565 | 645 | 4 | 279 | 529 | 147 | 2752 | 80.9 |

| PLAYER | Single-Game Highs | | | | | | | Average Per Game | | | | | | | Career Highs (C=Set, T=Tied This Season) | | | | | | |
|------------------|-------------------|-----------|-----------|-----------|-----------|-----------|------------|------------------|-------------|-------------|-------------|-------------|-------------|-------------|--|------------|------------|------------|-----------|------------|-------------|
| | MIN | REB | AST | ST | TO | BL | PTS | MIN | REB | AST | STL | TO | BLK | PTS | FG | FGA | FT | FTA | REB | AST | PTS |
| Augustus | 38 | 9 | 6 | 3 | 8 | 2 | 39 | 32.1 | 4.0 | 2.3 | 1.21 | 2.4 | 0.62 | 22.6 | 16C | 28 | 14 | 15 | 9C | 6C | 39C |
| Harding | 38 | 7 | 9 | 4 | 6 | 2 | 20 | 30.1 | 4.3 | 3.9 | 1.00 | 2.4 | 0.30 | 11.7 | 8C | 17C | 7C | 10C | 7C | 9C | 20C |
| Ohlde | 36 | 13 | 6 | 2 | 6 | 2 | 21 | 27.1 | 6.1 | 1.6 | 0.50 | 2.4 | 0.59 | 11.5 | 9 | 18 | 13C | 15C | 14 | 8 | 25 |
| Abrosimova | 36 | 8 | 7 | 7 | 5 | 1 | 25 | 24.8 | 4.4 | 2.5 | 1.29 | 2.0 | 0.12 | 10.1 | 10 | 23 | 12 | 18 | 15 | 9 | 27 |
| Mann | 40 | 7 | 4 | 3 | 4 | 1 | 19 | 25.9 | 3.6 | 1.3 | 0.91 | 0.8 | 0.21 | 7.6 | 8C | 13C | 4T | 5C | 9 | 8 | 19T |
| Murphy | 25 | 12 | 2 | 3 | 3 | 2 | 14 | 13.6 | 3.3 | 0.5 | 0.59 | 0.6 | 0.25 | 5.2 | 5C | 10C | 5C | 5C | 12C | 2C | 14C |
| Stansbury | 29 | 13 | 2 | 2 | 4 | 2 | 13 | 14.6 | 4.3 | 0.5 | 0.43 | 1.0 | 0.37 | 4.3 | 6C | 10C | 4C | 8C | 13C | 2C | 13C |
| Brown | 15 | 5 | 1 | 1 | 1 | 1 | 4 | 9.7 | 1.7 | 0.7 | 0.33 | 0.7 | 0.33 | 3.7 | 6 | 10 | 8 | 8 | 6 | 7 | 18 |
| Jacobs | 29 | 3 | 5 | 2 | 7 | 0 | 14 | 11.3 | 0.7 | 1.4 | 0.31 | 1.4 | 0.00 | 3.2 | 7 | 11 | 7 | 9 | 7 | 9 | 24 |
| Ress | 29 | 6 | 4 | 2 | 4 | 1 | 10 | 12.4 | 2.5 | 0.6 | 0.29 | 1.3 | 0.14 | 3.0 | 4C | 9C | 3C | 3C | 6C | 4C | 10C |
| Quinn | 34 | 7 | 14 | 5 | 8 | 3 | 9 | 19.7 | 2.6 | 4.4 | 0.85 | 2.0 | 0.38 | 2.8 | 4C | 8C | 6C | 8C | 7C | 14C | 9C |
| Raymond | 20 | 11 | 2 | 2 | 2 | 0 | 6 | 7.1 | 1.9 | 0.3 | 0.10 | 0.4 | 0.00 | 1.5 | 9 | 15 | 8 | 11 | 14 | 5 | 22 |
| Duffy | 12 | 2 | 3 | 1 | 2 | 0 | 3 | 9.6 | 1.0 | 1.4 | 0.20 | 0.8 | 0.00 | 1.4 | 3 | 8 | 5 | 8 | 3 | 5 | 13 |
| Moore | 15 | 5 | 2 | 1 | 1 | 0 | 8 | 4.6 | 0.8 | 0.2 | 0.16 | 0.4 | 0.00 | 1.1 | 2C | 6C | 6C | 8C | 5C | 2C | 8C |
| LYNX | 225 | 46 | 30 | 12 | 32 | 7 | 95 | 202.2 | 34.8 | 17.5 | 7.00 | 16.5 | 2.79 | 77.5 | 39 | 79C | 37 | 45 | 49 | 30C | 114 |
| OPPONENTS | 225 | 42 | 26 | 21 | 23 | 11 | 106 | 202.2 | 32.9 | 16.6 | 8.21 | 15.6 | 4.32 | 80.9 | 38C | 83 | 42C | 55C | 56 | 28 | 106C |



2007 OFFENSIVE GAME-BY-GAME STATISTICS

| Date | Opponent | W/L | G | MIN | Field Goals | | | 3-Point FG | | | Free Throws | | | Rebounds | | | | | | | | |
|------------------------|----------------|-----|-----------|--------------|-------------|-------------|-------------|------------|-------------|-------------|-------------|-------------|-------------|-------------|-------------|-------------|-------------|-------------|------------|-------------|------------|-------------|
| | | | | | FG | FGA | PCT | FG | FGA | PCT | FT | FTA | PCT | OFF | DEF | TOT | AST | PF | STL | TO | BLK | PTS |
| May 19 | @ Indiana | L | 1 | 200 | 25 | 65 | .385 | 0 | 5 | .000 | 14 | 20 | .700 | 15 | 20 | 35 | 7 | 19 | 4 | 15 | 1 | 64 |
| May 20 | SACRAMENTO | L | 1 | 200 | 19 | 61 | .311 | 1 | 9 | .111 | 25 | 37 | .676 | 6 | 17 | 23 | 13 | 23 | 10 | 10 | 3 | 64 |
| May 22 | @ Detroit | L | 1 | 200 | 24 | 59 | .407 | 6 | 14 | .429 | 21 | 23 | .913 | 4 | 22 | 26 | 14 | 29 | 5 | 19 | 1 | 75 |
| May 25 | CHICAGO | L | 1 | 200 | 28 | 74 | .378 | 4 | 16 | .250 | 17 | 20 | .850 | 19 | 19 | 38 | 18 | 24 | 7 | 15 | 1 | 77 |
| May 29 | INDIANA | L | 1 | 200 | 26 | 65 | .400 | 8 | 18 | .444 | 15 | 23 | .652 | 14 | 18 | 32 | 19 | 19 | 4 | 15 | 2 | 75 |
| June 1 | NEW YORK | L | 1 | 200 | 20 | 73 | .274 | 2 | 18 | .111 | 18 | 20 | .900 | 16 | 29 | 45 | 7 | 23 | 8 | 19 | 4 | 60 |
| June 3 | @ Chicago | L | 1 | 200 | 23 | 73 | .315 | 0 | 5 | .000 | 26 | 36 | .722 | 16 | 24 | 40 | 9 | 30 | 2 | 11 | 5 | 72 |
| June 5 | @ Phoenix | W | 1 | 200 | 35 | 74 | .473 | 6 | 14 | .429 | 14 | 19 | .737 | 19 | 21 | 40 | 12 | 15 | 7 | 18 | 1 | 90 |
| June 8 | @ Los Angeles | L | 1 | 200 | 34 | 71 | .479 | 6 | 14 | .429 | 13 | 19 | .684 | 13 | 12 | 25 | 22 | 16 | 8 | 12 | 2 | 87 |
| June 9 | @ Seattle | L | 1 | 200 | 32 | 71 | .451 | 4 | 12 | .333 | 8 | 11 | .727 | 6 | 21 | 27 | 18 | 17 | 7 | 14 | 0 | 76 |
| June 13 | CONNECTICUT | W | 1 | 225 | 30 | 74 | .405 | 1 | 13 | .077 | 16 | 20 | .800 | 8 | 28 | 36 | 24 | 14 | 10 | 17 | 5 | 77 |
| June 16 | LOS ANGELES | W | 1 | 200 | 29 | 59 | .492 | 8 | 14 | .571 | 17 | 21 | .810 | 9 | 19 | 28 | 22 | 19 | 8 | 11 | 0 | 83 |
| June 20 | @ San Antonio | L | 1 | 200 | 27 | 65 | .415 | 5 | 12 | .417 | 14 | 18 | .778 | 12 | 20 | 32 | 10 | 20 | 8 | 19 | 5 | 73 |
| June 22 | SEATTLE | W | 1 | 200 | 28 | 69 | .406 | 6 | 11 | .545 | 16 | 18 | .889 | 8 | 23 | 31 | 12 | 18 | 8 | 13 | 4 | 78 |
| June 29 | @ San Antonio | W | 1 | 200 | 31 | 59 | .525 | 3 | 7 | .429 | 12 | 17 | .706 | 5 | 25 | 30 | 17 | 18 | 6 | 13 | 4 | 77 |
| July 1 | @ Sacramento | L | 1 | 200 | 29 | 58 | .500 | 3 | 10 | .300 | 7 | 11 | .636 | 5 | 23 | 28 | 16 | 21 | 7 | 21 | 3 | 68 |
| July 3 | PHOENIX | L | 1 | 200 | 26 | 77 | .338 | 9 | 29 | .310 | 18 | 22 | .818 | 18 | 28 | 46 | 18 | 22 | 6 | 23 | 3 | 79 |
| July 6 | SACRAMENTO | L | 1 | 200 | 32 | 73 | .438 | 2 | 10 | .200 | 14 | 16 | .875 | 14 | 16 | 30 | 21 | 18 | 8 | 19 | 1 | 80 |
| July 8 | HOUSTON | L | 1 | 200 | 25 | 61 | .410 | 2 | 13 | .154 | 15 | 22 | .682 | 6 | 22 | 28 | 12 | 17 | 5 | 14 | 6 | 67 |
| July 10 | @ Washington | L | 1 | 225 | 32 | 77 | .416 | 5 | 18 | .278 | 14 | 17 | .824 | 12 | 29 | 41 | 17 | 30 | 6 | 18 | 3 | 83 |
| July 12 | @ Houston | L | 1 | 200 | 30 | 77 | .390 | 5 | 17 | .294 | 12 | 15 | .800 | 21 | 17 | 38 | 20 | 22 | 9 | 17 | 4 | 77 |
| July 17 | @ Connecticut | L | 1 | 200 | 30 | 73 | .411 | 9 | 17 | .529 | 10 | 16 | .625 | 15 | 27 | 42 | 20 | 19 | 3 | 16 | 2 | 79 |
| July 20 | WASHINGTON | L | 1 | 225 | 34 | 70 | .486 | 7 | 14 | .500 | 12 | 15 | .800 | 11 | 31 | 42 | 16 | 35 | 7 | 32 | 1 | 87 |
| July 22 | @ Phoenix | L | 1 | 200 | 35 | 75 | .467 | 11 | 22 | .500 | 12 | 16 | .750 | 13 | 29 | 42 | 21 | 21 | 4 | 19 | 3 | 93 |
| July 25 | PHOENIX | L | 1 | 200 | 30 | 78 | .385 | 7 | 25 | .280 | 12 | 14 | .857 | 13 | 27 | 40 | 25 | 23 | 6 | 18 | 2 | 79 |
| July 27 | LOS ANGELES | W | 1 | 200 | 31 | 72 | .431 | 3 | 13 | .231 | 20 | 22 | .909 | 10 | 30 | 40 | 19 | 15 | 12 | 17 | 4 | 85 |
| July 29 | @ Sacramento | W | 1 | 200 | 29 | 57 | .509 | 6 | 12 | .500 | 14 | 19 | .737 | 7 | 21 | 28 | 20 | 25 | 12 | 24 | 3 | 78 |
| August 2 | @ New York | L | 1 | 200 | 23 | 61 | .377 | 4 | 11 | .364 | 16 | 18 | .889 | 9 | 25 | 34 | 17 | 19 | 10 | 21 | 1 | 66 |
| August 4 | HOUSTON | L | 1 | 200 | 25 | 79 | .316 | 2 | 16 | .125 | 25 | 28 | .893 | 20 | 18 | 38 | 11 | 27 | 8 | 13 | 5 | 77 |
| August 7 | SEATTLE | W | 1 | 200 | 34 | 72 | .472 | 6 | 18 | .333 | 21 | 26 | .808 | 13 | 30 | 43 | 29 | 13 | 3 | 6 | 2 | 95 |
| August 12 | @ Lost Angeles | L | 1 | 200 | 29 | 74 | .392 | 3 | 15 | .200 | 19 | 23 | .826 | 11 | 23 | 34 | 22 | 22 | 9 | 14 | 4 | 80 |
| August 14 | @ Seattle | L | 1 | 200 | 27 | 73 | .370 | 2 | 13 | .154 | 11 | 12 | .917 | 12 | 18 | 30 | 14 | 26 | 5 | 18 | 0 | 67 |
| August 16 | DETROIT | W | 1 | 200 | 27 | 70 | .386 | 13 | 27 | .481 | 20 | 26 | .769 | 10 | 27 | 37 | 24 | 19 | 4 | 14 | 3 | 87 |
| August 19 | SAN ANTONIO | W | 1 | 200 | 32 | 66 | .485 | 4 | 14 | .286 | 13 | 14 | .929 | 7 | 26 | 33 | 30 | 15 | 12 | 16 | 7 | 81 |
| Season Totals | | | 34 | 6875 | 971 | 2355 | .412 | 163 | 496 | .329 | 531 | 674 | .788 | 397 | 785 | 1182 | 596 | 713 | 238 | 561 | 95 | 2636 |
| Season Averages | | | | 202.2 | 28.6 | 69.3 | | 4.8 | 14.6 | | 15.6 | 19.8 | | 11.7 | 23.1 | 34.8 | 17.5 | 21.0 | 7.0 | 16.5 | 2.8 | 77.5 |



2007 DEFENSIVE GAME-BY-GAME STATISTICS

| Date | Opponent | W/L | G | MIN | Field Goals | | | 3-Point FG | | | Free Throws | | | Rebounds | | | | | | | | |
|------------------------|---------------|-----|-----------|--------------|-------------|-------------|-------------|------------|-------------|-------------|-------------|-------------|-------------|------------|-------------|-------------|-------------|-------------|------------|-------------|------------|-------------|
| | | | | | FG | FGA | PCT | FG | FGA | PCT | FT | FTA | PCT | OFF | DEF | TOT | AST | PF | STL | TO | BLK | PTS |
| May 19 | @ Indiana | L | 1 | 200 | 31 | 63 | .492 | 7 | 12 | .583 | 14 | 14 | 1.000 | 9 | 19 | 28 | 19 | 25 | 4 | 13 | 4 | 83 |
| May 20 | SACRAMENTO | L | 1 | 200 | 23 | 60 | .383 | 7 | 13 | .538 | 21 | 28 | .750 | 15 | 27 | 42 | 14 | 32 | 4 | 21 | 3 | 74 |
| May 22 | @ Detroit | L | 1 | 200 | 30 | 59 | .508 | 2 | 6 | .333 | 23 | 31 | .742 | 6 | 26 | 32 | 19 | 22 | 10 | 15 | 6 | 85 |
| May 25 | CHICAGO | L | 1 | 200 | 30 | 56 | .536 | 5 | 11 | .455 | 17 | 28 | .607 | 6 | 21 | 27 | 18 | 22 | 5 | 16 | 11 | 82 |
| May 29 | INDIANA | L | 1 | 200 | 33 | 64 | .516 | 6 | 14 | .429 | 17 | 21 | .810 | 10 | 23 | 33 | 19 | 21 | 7 | 12 | 5 | 89 |
| June 1 | NEW YORK | L | 1 | 200 | 26 | 60 | .433 | 6 | 11 | .545 | 12 | 18 | .667 | 4 | 29 | 33 | 16 | 20 | 5 | 18 | 7 | 70 |
| June 3 | @ Chicago | L | 1 | 200 | 25 | 60 | .417 | 3 | 7 | .429 | 25 | 38 | .658 | 9 | 26 | 35 | 17 | 28 | 1 | 12 | 3 | 78 |
| June 5 | @ Phoenix | W | 1 | 200 | 35 | 75 | .467 | 6 | 23 | .261 | 9 | 11 | .818 | 12 | 16 | 28 | 21 | 19 | 8 | 12 | 5 | 85 |
| June 8 | @ Los Angeles | L | 1 | 200 | 38 | 61 | .623 | 2 | 4 | .500 | 12 | 17 | .706 | 12 | 18 | 30 | 19 | 17 | 4 | 17 | 8 | 90 |
| June 9 | @ Seattle | L | 1 | 200 | 36 | 69 | .522 | 6 | 19 | .316 | 12 | 16 | .750 | 7 | 23 | 30 | 20 | 13 | 10 | 11 | 4 | 90 |
| June 13 | CONNECTICUT | W | 1 | 225 | 32 | 79 | .405 | 3 | 15 | .200 | 6 | 7 | .857 | 13 | 28 | 41 | 23 | 15 | 8 | 21 | 3 | 73 |
| June 16 | LOS ANGELES | W | 1 | 200 | 22 | 58 | .379 | 3 | 12 | .250 | 11 | 14 | .786 | 12 | 22 | 34 | 11 | 19 | 7 | 21 | 3 | 58 |
| June 20 | @ San Antonio | L | 1 | 200 | 31 | 67 | .463 | 2 | 9 | .222 | 16 | 19 | .842 | 11 | 21 | 32 | 17 | 21 | 8 | 13 | 4 | 80 |
| June 22 | SEATTLE | W | 1 | 200 | 27 | 58 | .466 | 8 | 19 | .421 | 14 | 20 | .700 | 5 | 23 | 28 | 13 | 22 | 3 | 14 | 5 | 76 |
| June 29 | @ San Antonio | W | 1 | 200 | 26 | 67 | .388 | 4 | 19 | .211 | 10 | 13 | .769 | 11 | 21 | 32 | 16 | 17 | 7 | 12 | 1 | 66 |
| July 1 | @ SACRAMENTO | L | 1 | 200 | 27 | 64 | .422 | 2 | 7 | .286 | 20 | 24 | .833 | 8 | 24 | 32 | 12 | 13 | 15 | 14 | 2 | 76 |
| July 3 | PHOENIX | L | 1 | 200 | 36 | 71 | .507 | 6 | 20 | .300 | 17 | 23 | .739 | 6 | 26 | 32 | 21 | 23 | 13 | 13 | 6 | 95 |
| July 6 | SACRAMENTO | L | 1 | 200 | 33 | 56 | .589 | 4 | 8 | .500 | 15 | 17 | .882 | 6 | 17 | 23 | 18 | 17 | 11 | 23 | 3 | 85 |
| July 8 | HOUSTON | L | 1 | 200 | 31 | 66 | .470 | 3 | 3 | 1.000 | 14 | 21 | .667 | 9 | 29 | 38 | 16 | 22 | 9 | 11 | 5 | 79 |
| July 10 | @ Washington | L | 1 | 225 | 26 | 73 | .356 | 3 | 15 | .200 | 36 | 41 | .878 | 12 | 28 | 40 | 14 | 19 | 13 | 13 | 8 | 91 |
| July 12 | @ Houston | L | 1 | 200 | 33 | 67 | .493 | 4 | 13 | .308 | 17 | 21 | .810 | 15 | 20 | 35 | 20 | 16 | 8 | 15 | 2 | 87 |
| July 17 | @ Connecticut | L | 1 | 200 | 31 | 73 | .425 | 6 | 15 | .400 | 16 | 20 | .800 | 9 | 24 | 33 | 17 | 12 | 8 | 10 | 3 | 84 |
| July 20 | WASHINGTON | L | 1 | 225 | 23 | 59 | .390 | 3 | 17 | .176 | 42 | 55 | .764 | 6 | 20 | 26 | 5 | 25 | 21 | 20 | 5 | 91 |
| July 22 | @ Phoenix | L | 1 | 200 | 36 | 79 | .456 | 14 | 27 | .519 | 20 | 25 | .800 | 11 | 21 | 32 | 25 | 16 | 5 | 11 | 5 | 106 |
| July 25 | PHOENIX | L | 1 | 200 | 34 | 65 | .523 | 10 | 27 | .370 | 25 | 28 | .893 | 5 | 27 | 32 | 26 | 15 | 10 | 14 | 7 | 103 |
| July 27 | LOS ANGELES | W | 1 | 200 | 28 | 67 | .418 | 6 | 12 | .500 | 14 | 16 | .875 | 6 | 24 | 30 | 14 | 17 | 10 | 17 | 3 | 76 |
| July 29 | @ Sacramento | W | 1 | 200 | 23 | 48 | .479 | 4 | 13 | .308 | 23 | 36 | .639 | 8 | 21 | 29 | 13 | 15 | 12 | 21 | 3 | 73 |
| August 2 | @ New York | L | 1 | 200 | 27 | 64 | .422 | 2 | 11 | .182 | 15 | 18 | .833 | 11 | 21 | 32 | 13 | 16 | 12 | 18 | 3 | 71 |
| August 4 | HOUSTON | L | 1 | 200 | 24 | 60 | .400 | 2 | 6 | .333 | 30 | 35 | .857 | 8 | 30 | 38 | 13 | 22 | 9 | 20 | 1 | 80 |
| August 7 | SEATTLE | W | 1 | 200 | 27 | 71 | .380 | 4 | 17 | .235 | 16 | 17 | .941 | 12 | 19 | 31 | 13 | 18 | 3 | 7 | 1 | 74 |
| August 12 | @ Los Angeles | L | 1 | 200 | 33 | 66 | .500 | 3 | 11 | .273 | 20 | 24 | .833 | 6 | 30 | 36 | 19 | 16 | 7 | 16 | 5 | 89 |
| August 14 | @ Seattle | L | 1 | 200 | 25 | 56 | .446 | 4 | 16 | .250 | 27 | 32 | .844 | 10 | 25 | 35 | 12 | 16 | 7 | 20 | 5 | 81 |
| August 16 | DETROIT | W | 1 | 200 | 27 | 69 | .391 | 6 | 11 | .545 | 17 | 21 | .810 | 11 | 29 | 40 | 17 | 22 | 8 | 17 | 2 | 77 |
| August 19 | SAN ANTONIO | W | 1 | 200 | 19 | 65 | .292 | 6 | 18 | .333 | 11 | 16 | .688 | 17 | 22 | 39 | 15 | 12 | 7 | 21 | 6 | 55 |
| Season Totals | | | 34 | 6875 | 988 | 2195 | .450 | 162 | 461 | .351 | 614 | 785 | .782 | 318 | 800 | 1118 | 565 | 645 | 279 | 529 | 147 | 2752 |
| Season Averages | | | | 202.2 | 29.1 | 64.6 | | 4.8 | 13.6 | | 18.1 | 23.1 | | 9.4 | 23.5 | 32.9 | 16.6 | 19.0 | 8.2 | 15.6 | 4.3 | 80.9 |



2007 DAY-BY-DAY STATISTICS

| Date | Opponent | Score | Home | Road | Total | High Scoring | High Rebounds | High Assists | Opponent Scoring | Attendance |
|-----------|---------------|----------------|------|------|-------|--------------------------|-------------------------|-----------------|----------------------|------------|
| May 19 | @ Indiana | (L) 64-83 | 0-0 | 0-1 | 0-1 | Augustus (16) | Ohlde (9) | Ohlde (2) | White (17) | 9,210 |
| May 20 | SACRAMENTO | (L) 64-74 | 0-1 | 0-1 | 0-2 | Augustus (28) | Mann (5) | Mann (3) | Lawson (19) | 9,831 |
| May 22 | @ Detroit | (L) 75-85 | 0-1 | 0-2 | 0-3 | Augustus (19) | Harding (7) | Harding (6) | Nolan (21) | 7,421 |
| May 25 | CHICAGO | (L) 77-82 | 0-2 | 0-2 | 0-4 | Augustus (31) | Stansbury (13) | Harding (9) | Dupree (25) | 4,891 |
| May 29 | INDIANA | (L) 75-89 | 0-3 | 0-2 | 0-5 | Augustus (23) | Abrosimova (6) | Harding (6) | Catchings (21) | 6,238 |
| June 1 | NEW YORK | (L) 60-70 | 0-4 | 0-2 | 0-6 | Augustus (18) | Murphy (12) | 3 Tied (2) | Kraayeveld (21) | 6,563 |
| June 3 | @ Chicago | (L) 72-78 | 0-4 | 0-3 | 0-7 | Augustus (23) | Stansbury (11) | Harding (5) | Dupree (20) | 3,477 |
| June 5 | @ Phoenix | (W) 90-85 | 0-4 | 1-3 | 1-7 | Augustus (22) | Ohlde (13) | 3 Tied (3) | Ta. Smith (24) | 6,378 |
| June 8 | @ Los Angeles | (L) 87-90 | 0-4 | 1-4 | 1-8 | Augustus (28) | Abrosimova (6) | 3 Tied (3) | McWilliams-Frank (2) | 8,962 |
| June 9 | @ Seattle | (L) 76-90 | 0-4 | 1-5 | 1-9 | Abrosimova (15) | Augustus (6) | 4 Tied with (3) | Jackson (30) | 8,105 |
| June 13 | CONNECTICUT | (W) 77-73 (OT) | 1-4 | 1-5 | 2-9 | Augustus (28) | Ohlde (8) | Abrosimova (6) | Jones (22) | 9,382 |
| June 16 | LOS ANGELES | (W) 83-58 | 2-4 | 1-5 | 3-9 | Mann (16) | 3 Tied (5) | Abrosimova (6) | L. Thomas (13) | 5,801 |
| June 20 | @ San Antonio | (L) 73-80 | 2-4 | 1-6 | 3-10 | Augustus (27) | Mann/Ohlde (7) | Harding (4) | Young (24) | 4,070 |
| June 22 | SEATTLE | (W) 78-76 | 3-4 | 1-6 | 4-10 | Augustus (23) | 3 Tied (7) | Harding (5) | Bird (25) | 6,482 |
| June 29 | @ San Antonio | (W) 77-66 | 3-4 | 2-6 | 5-10 | Augustus (29) | Augustus (9) | Quinn/Ohlde (4) | Young (17) | 7,627 |
| July 1 | @ Sacramento | (L) 68-76 | 3-4 | 2-7 | 5-11 | Augustus (22) | Ohlde (9) | Jacobs (5) | Brunson (17) | 7,563 |
| July 3 | PHOENIX | (L) 79-95 | 3-5 | 2-7 | 5-12 | Augustus (16) | Augustus (8) | Abrosimova (6) | Taylor (26) | 7,949 |
| July 6 | SACRAMENTO | (L) 80-85 | 3-6 | 2-7 | 5-13 | Augustus (23) | Ohlde (8) | Jacobs (5) | Powell (21) | 5,061 |
| July 8 | HOUSTON | (L) 67-79 | 3-7 | 2-7 | 5-14 | Augustus (22) | Ohlde (8) | Harding (4) | Thompson (23) | 5,741 |
| July 10 | @ Washington | (L) 83-91 (OT) | 3-7 | 2-8 | 5-15 | Abrosimova (20) | Augustus/Abrosimova (7) | Harding (5) | Sanford (25) | 6,147 |
| July 12 | @ Houston | (L) 77-87 | 3-7 | 2-9 | 5-16 | Augustus (24) | 3 Tied (6) | Quinn (9) | Snow (24) | 13,218 |
| July 17 | @ Connecticut | (L) 79-84 | 3-7 | 2-10 | 5-17 | Augustus (24) | Ohlde/Stansbury (7) | Quinn (7) | Douglas (22) | 8,253 |
| July 20 | WASHINGTON | (L) 87-91 (OT) | 3-8 | 2-10 | 5-18 | Augustus (33) | Stansbury (9) | Augustus (6) | Currie (18) | 5,771 |
| July 22 | @ Phoenix | (L) 93-106 | 3-8 | 2-11 | 5-19 | Augustus (23) | Abrosimova/Ohlde (8) | Quinn (9) | Taylor (28) | 6,602 |
| July 25 | PHOENIX | (L) 79-103 | 3-9 | 2-11 | 5-20 | Augustus/Stansbury (13) | Ohlde (11) | Quinn/Ohlde (6) | Taylor (30) | 13,004 |
| July 27 | LOS ANGELES | (W) 85-76 | 4-9 | 2-11 | 6-20 | Augustus/Abrosimova (23) | Ohlde (12) | Quinn (9) | Mabika (14) | 6,624 |
| July 29 | @ Sacramento | (W) 78-73 | 4-9 | 3-11 | 7-20 | Augustus (39) | Murphy/Stansbury (6) | Quinn (8) | Powell (29) | 7,477 |
| August 2 | @ New York | (L) 66-71 | 4-9 | 3-12 | 7-21 | Augustus (17) | Quinn (6) | Quinn (8) | Kraayeveld (16) | 9,233 |
| August 4 | HOUSTON | (L) 77-80 | 4-10 | 3-12 | 7-22 | Augustus (24) | Ress/Stansbury (6) | Quinn (4) | Thompson (26) | 7,462 |
| August 7 | SEATTLE | (W) 95-74 | 5-10 | 3-12 | 8-22 | Augustus (21) | Ohlde/Stansbury (7) | Quinn (8) | Lennox (16) | 5,018 |
| August 12 | @ Los Angeles | (L) 80-89 | 5-10 | 3-13 | 8-23 | Augustus (28) | Abrosimova (8) | Quinn (9) | L. Thomas (23) | 9,938 |
| August 14 | @ Seattle | (L) 67-81 | 5-10 | 3-14 | 8-24 | Augustus (28) | Ohlde (8) | Quinn (7) | Jackson (18) | 8,144 |
| August 16 | DETROIT | (W) 87-77 | 6-10 | 3-14 | 9-24 | Abrosimova (25) | Ohlde (9) | Quinn (8) | Latta (15) | 5,318 |
| August 19 | SAN ANTONIO | (W) 81-55 | 7-10 | 3-14 | 10-24 | Mann (19) | Raymond (11) | Quinn (14) | Crossley (20) | 7,377 |



2007 SEASON SUMMARY

| | RECORD | HOME | ROAD | OT |
|----------------|--------|------|------|-----|
| OVERALL | 10-24 | 7-10 | 3-14 | 1-2 |
| EASTERN | 2-10 | 2-4 | 0-6 | 1-2 |
| WESTERN | 8-14 | 5-6 | 3-8 | |

TEAM WINNING & LOSING STREAKS:

| | OVERALL | HOME | ROAD |
|-------|---|---|--|
| Long: | Win (2) | Win (3) | Loss (3) |
| | Win (2) | Win (3) | Win (1) |
| | Loss (10) | Loss (5) | Loss (5) |
| Last: | Win: August 19 vs. San Antonio (81-55) | Win: August 19 vs. San Antonio (81-55) | Win: July 29 @ Sacramento (78-73) |
| | Loss: August 14 @ Seattle (67-81) | Loss: August 4 vs. Houston (77-80) | Loss: August 14 @ Seattle (67-81) |

| MONTH | W/L | OFFENSE | VS. OPPONENT | HOME ATTENDANCE |
|---------------|------|-----------|--------------|-----------------------|
| May | 0-5 | 70+ 10-17 | .500+ 8-10 | 17 Games |
| June | 5-5 | 70< 0-7 | .500< 2-13 | Total: 118,513 |
| July | 2-10 | | | Average: 6,971 |
| August | 3-4 | | | 13,004 High |

| MARGINS | 1 | 2 | 3 | 4 | 5 | 6 | 7 | 8 | 9 | 10 | 11 | 12 | 13 | 14 | 15 | 16 | 17 | 18 | 19 | 20 | 21 | 22 | 23 | 24 | 25 | 26 | 27 | 28 | 29 | 30+ |
|-----------------|---|---|---|---|---|---|---|---|---|----|----|----|----|----|----|----|----|----|----|----|----|----|----|----|----|----|----|----|----|-----|
| WON BY: | | 1 | | 1 | 2 | | | | 1 | 1 | 1 | | | | | | | | | | 1 | | | | 1 | 1 | | | | |
| LOST BY: | | | 2 | 1 | 4 | 1 | 1 | 2 | 1 | 4 | | 1 | 1 | 3 | | 1 | | | | | | | | 1 | | | | | | |

| At Start Of: | | OVERALL | HOME | ROAD | ROAD | FG% | OVERALL | HOME-ROAD |
|--------------------|---------|---------|------|------|--------|------|---------|-----------|
| 2nd Quarter | Ahead: | 6-3 | 4-2 | 2-1 | -44% | 4-19 | 4-9 | 0-10 |
| | Behind: | 4-18 | 3-8 | 1-10 | 45-49% | 4-4 | 3-1 | 1-3 |
| | Tied: | 0-3 | 0-0 | 0-3 | 50-54% | 2-1 | 0-0 | 2-1 |
| 3rd Quarter | Ahead: | 8-2 | 5-1 | 3-1 | 55-59% | 0-0 | 0-0 | 0-0 |
| | Behind: | 2-22 | 2-9 | 0-13 | +60% | 0-0 | 0-0 | 0-0 |
| | Tied: | 0-0 | 0-0 | 0-0 | | | | |
| 4th Quarter | Ahead: | 9-2 | 6-2 | 3-0 | | | | |
| | Behind: | 0-22 | 0-8 | 0-14 | | | | |
| | Tied: | 1-0 | 1-0 | 0-0 | | | | |



2006 TEAM ROSTER



| No. | Player | Pos | Ht | Wt | Birthdate | College | Years |
|-----|---------------------|-----|------|-----|-------------------|--------------------------|-------|
| 25 | Svetlana Abrosimova | F | 6-2 | 169 | July 9, 1980 | Connecticut '01 | 5 |
| 33 | Seimone Augustus | G | 6-0 | 179 | April 30, 1984 | Louisiana State '06 | R |
| 5 | Megan Duffy | G | 5-7 | 135 | July 13, 1984 | Notre Dame '06 | R |
| 55 | Vanessa Hayden | C | 6-4 | 235 | June 5, 1982 | Florida '04 | 2 |
| 23 | Amber Jacobs | G | 5-8 | 150 | June 29, 1982 | Boston College '04 | 2 |
| 13 | Chandi Jones | G | 5-11 | 154 | March 25, 1982 | Houston '04 | 2 |
| 1 | Tynasha Lewis | G | 5-10 | 150 | May 8, 1979 | North Carolina State '01 | 5 |
| 44 | Kristen Mann | F | 6-2 | 180 | August 10, 1983 | UC Santa Barbara '05 | 1 |
| 3 | Nicole Ohlde | F | 6-5 | 185 | March 13, 1982 | Kansas State '04 | 2 |
| 10 | Shona Thorburn | G | 5-10 | 149 | August 7, 1982 | Utah '06 | R |
| 34 | Adrian Williams | F | 6-4 | 172 | February 15, 1977 | Southern California '99 | 5 |
| 20 | Tamika Williams | F | 6-2 | 200 | April 12, 1980 | Connecticut '02 | 4 |

Head Coach: Carolyn Jenkins (California-Berkeley)

Assistant Coaches: Jim Lewis (West Virginia)

2006 STARTING LINEUPS

| Game #s | Forward | Forward | Center | Guard | Guard | Rec |
|-------------|------------|-------------|--------|--------|----------|-------|
| 1-2, 15 | Mann | Ohlde | Hayden | Jacobs | Augustus | 0-3 |
| 3-13, 16-33 | Mann | T. Williams | Ohlde | Jacobs | Augustus | 10-19 |
| 14 | Abrosimova | T. Williams | Ohlde | Jacobs | Augustus | 0-1 |
| 34 | Abrosimova | Mann | Ohlde | Jacobs | Augustus | 0-1 |



2006 FINAL STATISTICS

| PLAYER | G | GS | MIN | Field Goals | | | 3-Point FG | | | Free Throws | | | Rebounds | | | AST | PF | DQ | STL | TO | BLK | PTS | AVG |
|------------------|-----------|----|-------------|-------------|-------------|-------------|------------|------------|-------------|-------------|------------|-------------|------------|------------|-------------|------------|------------|----------|------------|------------|------------|-------------|-------------|
| | | | | FG | FGA | PCT | FG | FGA | PCT | FT | FTA | PCT | OFF | DEF | TOT | | | | | | | | |
| Augustus | 34 | 34 | 1124 | 283 | 620 | .456 | 30 | 85 | .353 | 148 | 165 | .897 | 15 | 113 | 128 | 50 | 58 | 0 | 21 | 71 | 18 | 744 | 21.9 |
| Ohlde | 34 | 34 | 870 | 120 | 265 | .453 | 0 | 1 | .000 | 87 | 131 | .664 | 61 | 129 | 190 | 54 | 99 | 0 | 20 | 74 | 25 | 327 | 9.6 |
| Jacobs | 34 | 34 | 861 | 96 | 214 | .449 | 40 | 102 | .392 | 47 | 57 | .825 | 17 | 73 | 90 | 115 | 71 | 0 | 26 | 90 | 2 | 279 | 8.2 |
| Abrosimova | 34 | 2 | 724 | 99 | 241 | .411 | 24 | 65 | .369 | 41 | 62 | .661 | 44 | 62 | 106 | 54 | 66 | 0 | 34 | 61 | 1 | 263 | 7.7 |
| Mann | 33 | 33 | 894 | 92 | 238 | .387 | 36 | 96 | .375 | 25 | 34 | .735 | 23 | 90 | 113 | 94 | 71 | 0 | 19 | 50 | 7 | 245 | 7.4 |
| Hayden | 33 | 3 | 424 | 68 | 169 | .402 | 0 | 0 | .000 | 41 | 66 | .621 | 41 | 74 | 115 | 19 | 118 | 2 | 6 | 44 | 44 | 177 | 5.4 |
| A. Williams | 32 | 0 | 488 | 60 | 134 | .448 | 0 | 1 | .000 | 37 | 69 | .536 | 40 | 109 | 149 | 8 | 60 | 1 | 25 | 19 | 8 | 157 | 4.9 |
| T. Williams | 31 | 30 | 672 | 65 | 147 | .442 | 1 | 9 | .111 | 16 | 36 | .444 | 73 | 101 | 174 | 21 | 44 | 0 | 16 | 37 | 1 | 147 | 4.7 |
| Duffy | 31 | 0 | 387 | 33 | 92 | .359 | 12 | 37 | .324 | 27 | 39 | .692 | 10 | 19 | 29 | 36 | 37 | 0 | 9 | 24 | 0 | 105 | 3.4 |
| Jones | 6 | 0 | 38 | 5 | 9 | .556 | 3 | 4 | .750 | 4 | 4 | .000 | 2 | 3 | 5 | 3 | 3 | 0 | 1 | 2 | 0 | 17 | 2.8 |
| Lewis | 19 | 0 | 202 | 19 | 55 | .345 | 1 | 11 | .091 | 7 | 10 | .700 | 10 | 17 | 27 | 18 | 16 | 0 | 12 | 16 | 5 | 46 | 2.4 |
| Thorburn | 22 | 0 | 141 | 5 | 27 | .185 | 1 | 8 | .125 | 5 | 8 | .625 | 4 | 14 | 18 | 19 | 11 | 0 | 4 | 14 | 2 | 16 | 0.8 |
| LYNX | 34 | | 6825 | 945 | 2211 | .427 | 148 | 419 | .353 | 485 | 681 | .712 | 340 | 804 | 1144 | 491 | 654 | 3 | 193 | 530 | 113 | 2523 | 74.2 |
| OPPONENTS | 34 | | 6825 | 1004 | 2314 | .434 | 179 | 542 | .330 | 548 | 719 | .762 | 372 | 832 | 1204 | 625 | 633 | 4 | 308 | 438 | 124 | 2735 | 80.4 |

| PLAYER | Single-Game Highs | | | | | | | Average Per Game | | | | | | | Career Highs (C=Set, T=Tied This Season) | | | | | | |
|------------------|-------------------|-----------|-----------|-----------|-----------|----------|------------|------------------|-------------|-------------|------------|-------------|------------|-------------|--|------------|-----------|-----------|------------|------------|-------------|
| | MIN | REB | AST | ST | TO | BL | PTS | MIN | REB | AST | STL | TO | BLK | PTS | FG | FGA | FT | FTA | REB | AST | PTS |
| Augustus | 39 | 8 | 5 | 2 | 6 | 3 | 32 | 33.1 | 3.8 | 1.5 | 0.6 | 2.1 | 0.5 | 21.9 | 13C | 28C | 14C | 15C | 8C | 5C | 32C |
| Ohlde | 43 | 14 | 8 | 3 | 6 | 5 | 25 | 25.6 | 5.6 | 1.6 | 0.6 | 2.2 | 0.7 | 9.6 | 9C | 18T | 10 | 14 | 14C | 8C | 25C |
| Jacobs | 35 | 7 | 9 | 4 | 6 | 1 | 24 | 25.3 | 2.6 | 3.4 | 0.8 | 2.6 | 0.1 | 8.2 | 7C | 11C | 7C | 9C | 7C | 9C | 24C |
| Abrosimova | 32 | 9 | 5 | 3 | 5 | 1 | 21 | 21.3 | 3.1 | 1.6 | 1.0 | 1.8 | 0.0 | 7.7 | 10 | 23 | 12 | 18 | 15 | 9 | 27 |
| Mann | 41 | 9 | 8 | 3 | 7 | 1 | 19 | 27.1 | 3.4 | 2.8 | 0.6 | 1.5 | 0.2 | 7.4 | 7C | 12C | 4C | 4T | 9T | 8C | 19C |
| Hayden | 28 | 9 | 3 | 2 | 4 | 4 | 18 | 12.8 | 3.5 | 0.6 | 0.2 | 1.3 | 1.3 | 5.4 | 8T | 18 | 5T | 8C | 11 | 3C | 18T |
| A. Williams | 28 | 13 | 2 | 4 | 2 | 1 | 13 | 15.3 | 4.7 | 0.3 | 0.8 | 0.6 | 0.3 | 4.9 | 9 | 18 | 8 | 9C | 16 | 4 | 20 |
| T. Williams | 31 | 13 | 2 | 2 | 6 | 1 | 12 | 21.7 | 5.6 | 0.7 | 0.5 | 1.2 | 0.0 | 4.7 | 9 | 15 | 8 | 11 | 14 | 5 | 22 |
| Duffy | 29 | 3 | 5 | 1 | 3 | 0 | 13 | 12.5 | 0.9 | 1.2 | 0.3 | 0.8 | 0.0 | 3.4 | 3C | 8C | 5C | 8C | 3C | 5C | 13C |
| Jones | 9 | 2 | 1 | 1 | 1 | 0 | 6 | 6.3 | 0.8 | 0.5 | 0.2 | 0.3 | 0.0 | 2.8 | 7 | 17 | 5 | 8 | 7 | 6 | 17 |
| Lewis | 25 | 4 | 5 | 3 | 4 | 3 | 10 | 10.6 | 1.4 | 0.9 | 0.6 | 0.8 | 0.3 | 2.4 | 6 | 13 | 5 | 6 | 8 | 5C | 19 |
| Thorburn | 20 | 4 | 7 | 1 | 2 | 1 | 3 | 6.4 | 0.9 | 0.9 | 0.2 | 0.7 | 0.1 | 0.8 | 1C | 4C | 3C | 4C | 4C | 7C | 3C |
| LYNX | 225 | 49 | 29 | 11 | 24 | 9 | 114 | 200.7 | 33.6 | 14.4 | 5.7 | 15.6 | 3.3 | 74.2 | 39C | 78C | 37 | 45 | 49C | 29C | 114C |
| OPPONENTS | 225 | 56 | 28 | 16 | 17 | 7 | 99 | 200.7 | 35.4 | 18.4 | 9.1 | 12.9 | 3.6 | 80.4 | 37C | 83T | 31 | 37 | 56C | 28C | 100 |



2006 OFFENSIVE GAME-BY-GAME STATISTICS

| Date | Opponent | W/L | G | MIN | Field Goals | | | 3-Point FG | | | Free Throws | | | Rebounds | | | | | PTS | | | |
|------------------------|---------------|-----|-----------|--------------|-------------|-------------|-------------|------------|-------------|-------------|-------------|-------------|-------------|-------------|-------------|-------------|-------------|-------------|------------|-------------|------------|-------------|
| | | | | | FG | FGA | PCT | FG | FGA | PCT | FT | FTA | PCT | OFF | DEF | TOT | AST | PF | | STL | TO | BLK |
| May 23 | CONNECTICUT | L | 1 | 200 | 27 | 74 | .365 | 3 | 13 | .231 | 12 | 15 | .800 | 15 | 26 | 41 | 15 | 21 | 4 | 12 | 4 | 69 |
| May 24 | @ Detroit | L | 1 | 200 | 26 | 65 | .400 | 5 | 13 | .385 | 12 | 17 | .706 | 10 | 17 | 27 | 9 | 21 | 7 | 14 | 5 | 69 |
| May 27 | @ Washington | L | 1 | 200 | 24 | 53 | .453 | 8 | 14 | .571 | 19 | 33 | .576 | 9 | 20 | 29 | 16 | 18 | 8 | 25 | 4 | 75 |
| May 31 | LOS ANGELES | W | 1 | 200 | 39 | 70 | .557 | 15 | 22 | .682 | 21 | 29 | .724 | 14 | 27 | 41 | 29 | 27 | 7 | 10 | 2 | 114 |
| June 2 | INDIANA | W | 1 | 200 | 33 | 62 | .532 | 7 | 12 | .583 | 19 | 26 | .731 | 8 | 17 | 25 | 28 | 15 | 7 | 13 | 3 | 92 |
| June 4 | @ Houston | L | 1 | 200 | 24 | 64 | .375 | 2 | 11 | .182 | 12 | 13 | .923 | 6 | 22 | 28 | 10 | 22 | 5 | 19 | 1 | 62 |
| June 9 | @ San Antonio | W | 1 | 200 | 30 | 69 | .435 | 5 | 9 | .556 | 21 | 28 | .750 | 18 | 31 | 49 | 11 | 17 | 5 | 16 | 3 | 86 |
| June 11 | HOUSTON | W | 1 | 200 | 36 | 73 | .493 | 1 | 9 | .111 | 2 | 3 | .667 | 8 | 28 | 36 | 22 | 13 | 8 | 12 | 2 | 75 |
| June 14 | SEATTLE | L | 1 | 200 | 27 | 61 | .443 | 5 | 13 | .385 | 7 | 12 | .583 | 6 | 20 | 26 | 15 | 21 | 11 | 19 | 2 | 66 |
| June 16 | @ San Antonio | L | 1 | 200 | 21 | 72 | .292 | 1 | 9 | .111 | 17 | 25 | .680 | 13 | 26 | 39 | 7 | 21 | 8 | 11 | 5 | 60 |
| June 18 | PHOENIX | W | 1 | 200 | 36 | 71 | .507 | 3 | 9 | .333 | 19 | 28 | .679 | 14 | 29 | 43 | 18 | 21 | 6 | 18 | 2 | 94 |
| June 22 | @ Connecticut | L | 1 | 200 | 28 | 78 | .359 | 2 | 10 | .200 | 4 | 5 | .800 | 9 | 22 | 31 | 16 | 17 | 4 | 6 | 2 | 62 |
| June 24 | NEW YORK | L | 1 | 200 | 29 | 71 | .408 | 10 | 21 | .476 | 15 | 21 | .714 | 11 | 21 | 32 | 12 | 18 | 2 | 8 | 3 | 83 |
| June 28 | @ Phoenix | L | 1 | 200 | 32 | 71 | .451 | 2 | 16 | .125 | 12 | 17 | .706 | 11 | 21 | 32 | 15 | 20 | 6 | 16 | 0 | 78 |
| June 29 | @ Sacramento | L | 1 | 200 | 30 | 68 | .441 | 7 | 15 | .467 | 11 | 15 | .733 | 14 | 18 | 32 | 13 | 27 | 5 | 20 | 6 | 78 |
| July 1 | @ Seattle | L | 1 | 200 | 25 | 65 | .385 | 5 | 11 | .455 | 20 | 27 | .741 | 7 | 18 | 25 | 14 | 21 | 6 | 12 | 2 | 75 |
| July 5 | WASHINGTON | W | 1 | 200 | 28 | 61 | .459 | 5 | 13 | .385 | 23 | 31 | .742 | 8 | 27 | 35 | 15 | 13 | 7 | 14 | 2 | 84 |
| July 7 | DETROIT | L | 1 | 200 | 28 | 63 | .444 | 3 | 11 | .273 | 21 | 33 | .636 | 11 | 16 | 27 | 13 | 21 | 8 | 15 | 4 | 80 |
| July 9 | SAN ANTONIO | W | 1 | 200 | 30 | 66 | .455 | 4 | 10 | .400 | 21 | 25 | .840 | 9 | 19 | 28 | 13 | 16 | 8 | 7 | 2 | 85 |
| July 16 | LOS ANGELES | L | 1 | 200 | 29 | 59 | .492 | 3 | 11 | .273 | 17 | 26 | .654 | 9 | 21 | 30 | 17 | 18 | 4 | 18 | 6 | 78 |
| July 19 | CHICAGO | W | 1 | 200 | 34 | 67 | .507 | 7 | 13 | .538 | 15 | 23 | .652 | 10 | 29 | 39 | 18 | 16 | 4 | 19 | 5 | 90 |
| July 20 | @ Houston | L | 1 | 200 | 21 | 56 | .375 | 3 | 10 | .300 | 10 | 16 | .625 | 6 | 19 | 25 | 15 | 21 | 7 | 17 | 2 | 55 |
| July 22 | SACRAMENTO | L | 1 | 200 | 23 | 51 | .451 | 0 | 7 | .000 | 13 | 15 | .867 | 8 | 18 | 26 | 11 | 24 | 5 | 24 | 3 | 59 |
| July 25 | @ Charlotte | W | 1 | 200 | 29 | 66 | .439 | 3 | 8 | .375 | 9 | 12 | .750 | 11 | 31 | 42 | 13 | 22 | 5 | 19 | 9 | 70 |
| July 27 | CHARLOTTE | L | 1 | 200 | 26 | 58 | .448 | 3 | 8 | .375 | 13 | 17 | .765 | 4 | 27 | 31 | 14 | 22 | 4 | 24 | 8 | 68 |
| July 28 | @ Chicago | L | 1 | 200 | 25 | 59 | .424 | 3 | 9 | .333 | 12 | 16 | .750 | 11 | 20 | 31 | 11 | 25 | 4 | 16 | 2 | 65 |
| July 30 | @ New York | L | 1 | 200 | 21 | 63 | .333 | 5 | 19 | .263 | 22 | 25 | .880 | 10 | 24 | 34 | 4 | 21 | 5 | 16 | 3 | 69 |
| August 1 | SEATTLE | L | 1 | 200 | 31 | 64 | .484 | 4 | 12 | .333 | 9 | 14 | .643 | 8 | 20 | 28 | 17 | 15 | 9 | 11 | 2 | 75 |
| August 3 | @ Indiana | L | 1 | 200 | 24 | 55 | .436 | 2 | 8 | .250 | 9 | 15 | .600 | 7 | 30 | 37 | 15 | 23 | 6 | 24 | 4 | 59 |
| August 4 | HOUSTON | L | 1 | 225 | 25 | 71 | .352 | 5 | 12 | .417 | 18 | 26 | .692 | 14 | 30 | 44 | 16 | 16 | 2 | 15 | 6 | 73 |
| August 6 | SAN ANTONIO | W | 1 | 200 | 34 | 69 | .493 | 7 | 17 | .412 | 7 | 13 | .538 | 9 | 37 | 46 | 19 | 17 | 4 | 16 | 1 | 82 |
| August 8 | @ Phoenix | L | 1 | 200 | 24 | 76 | .316 | 6 | 22 | .273 | 14 | 25 | .560 | 20 | 23 | 43 | 7 | 17 | 2 | 15 | 1 | 68 |
| August 10 | @ Sacramento | L | 1 | 200 | 22 | 59 | .373 | 2 | 13 | .154 | 20 | 22 | .909 | 5 | 26 | 31 | 11 | 15 | 6 | 14 | 3 | 66 |
| August 13 | @ Los Angeles | L | 1 | 200 | 24 | 61 | .393 | 2 | 9 | .222 | 9 | 13 | .692 | 7 | 24 | 31 | 12 | 12 | 4 | 15 | 4 | 59 |
| Season Totals | | | 34 | 6825 | 945 | 2211 | .427 | 148 | 419 | .353 | 485 | 681 | .712 | 340 | 804 | 1144 | 491 | 654 | 193 | 530 | 113 | 2523 |
| Season Averages | | | | 200.7 | 27.8 | 65.0 | | 4.4 | 12.3 | | 14.3 | 20.0 | | 10.0 | 23.6 | 33.6 | 14.4 | 19.2 | 5.7 | 15.6 | 3.3 | 74.2 |



2006 DEFENSIVE GAME-BY-GAME STATISTICS

| Date | Opponent | W/L | G | MIN | Field Goals | | | 3-Point FG | | | Free Throws | | | Rebounds | | | | | | | PTS | |
|------------------------|---------------|-----|-----------|--------------|-------------|-------------|-------------|------------|-------------|-------------|-------------|-------------|-------------|-------------|-------------|-------------|-------------|-------------|------------|-------------|------------|-------------|
| | | | | | FG | FGA | PCT | FG | FGA | PCT | FT | FTA | PCT | OFF | DEF | TOT | AST | PF | STL | TO | | BLK |
| May 23 | CONNECTICUT | L | 1 | 200 | 26 | 64 | .406 | 7 | 19 | .368 | 22 | 25 | .880 | 10 | 28 | 38 | 17 | 16 | 8 | 9 | 2 | 81 |
| May 24 | @ Detroit | L | 1 | 200 | 30 | 62 | .484 | 2 | 6 | .333 | 16 | 25 | .640 | 11 | 24 | 35 | 18 | 20 | 6 | 15 | 3 | 78 |
| May 27 | @ Washington | L | 1 | 200 | 35 | 75 | .467 | 7 | 15 | .467 | 13 | 16 | .813 | 15 | 19 | 34 | 23 | 26 | 16 | 16 | 4 | 90 |
| May 31 | LOS ANGELES | W | 1 | 200 | 24 | 59 | .407 | 5 | 21 | .238 | 18 | 29 | .621 | 6 | 18 | 24 | 17 | 29 | 6 | 13 | 2 | 71 |
| June 2 | INDIANA | W | 1 | 200 | 35 | 69 | .507 | 7 | 17 | .412 | 10 | 13 | .769 | 13 | 18 | 31 | 20 | 22 | 8 | 17 | 1 | 87 |
| June 4 | @ Houston | L | 1 | 200 | 31 | 66 | .470 | 5 | 13 | .385 | 18 | 25 | .720 | 10 | 29 | 39 | 20 | 15 | 7 | 11 | 1 | 85 |
| June 9 | @ San Antonio | W | 1 | 200 | 32 | 78 | .410 | 6 | 18 | .333 | 9 | 13 | .692 | 10 | 16 | 26 | 19 | 25 | 12 | 10 | 4 | 79 |
| June 11 | HOUSTON | W | 1 | 200 | 25 | 64 | .391 | 3 | 13 | .231 | 9 | 11 | .818 | 7 | 22 | 29 | 15 | 9 | 5 | 15 | 7 | 62 |
| June 14 | SEATTLE | L | 1 | 200 | 28 | 66 | .424 | 4 | 18 | .222 | 14 | 21 | .667 | 12 | 24 | 36 | 15 | 17 | 8 | 19 | 6 | 74 |
| June 16 | @ San Antonio | L | 1 | 200 | 32 | 77 | .416 | 6 | 22 | .273 | 20 | 23 | .870 | 16 | 40 | 56 | 16 | 19 | 6 | 14 | 1 | 90 |
| June 18 | PHOENIX | W | 1 | 200 | 25 | 68 | .368 | 6 | 25 | .240 | 26 | 29 | .897 | 6 | 22 | 28 | 10 | 25 | 11 | 11 | 7 | 82 |
| June 22 | @ Connecticut | L | 1 | 200 | 31 | 71 | .437 | 4 | 15 | .267 | 13 | 17 | .765 | 15 | 35 | 50 | 18 | 11 | 3 | 11 | 5 | 79 |
| June 24 | NEW YORK | L | 1 | 200 | 35 | 68 | .515 | 7 | 13 | .538 | 16 | 19 | .842 | 8 | 28 | 36 | 23 | 21 | 6 | 13 | 3 | 93 |
| June 28 | @ Phoenix | L | 1 | 200 | 29 | 69 | .420 | 8 | 22 | .364 | 15 | 20 | .750 | 15 | 21 | 36 | 16 | 20 | 8 | 15 | 1 | 81 |
| June 29 | @ Sacramento | L | 1 | 200 | 28 | 66 | .424 | 4 | 11 | .364 | 27 | 36 | .750 | 17 | 19 | 36 | 16 | 21 | 12 | 11 | 5 | 87 |
| July 1 | @ Seattle | L | 1 | 200 | 34 | 62 | .548 | 3 | 11 | .273 | 21 | 21 | 1.000 | 4 | 28 | 32 | 20 | 22 | 6 | 16 | 5 | 92 |
| July 5 | WASHINGTON | W | 1 | 200 | 30 | 72 | .417 | 8 | 22 | .364 | 6 | 7 | .857 | 11 | 21 | 32 | 21 | 26 | 9 | 16 | 2 | 74 |
| July 7 | DETROIT | L | 1 | 200 | 32 | 63 | .508 | 6 | 9 | .667 | 22 | 26 | .846 | 6 | 26 | 32 | 19 | 24 | 9 | 16 | 4 | 92 |
| July 9 | SAN ANTONIO | W | 1 | 200 | 30 | 63 | .476 | 10 | 24 | .417 | 10 | 12 | .833 | 6 | 25 | 31 | 22 | 18 | 5 | 14 | 0 | 80 |
| July 16 | LOS ANGELES | L | 1 | 200 | 33 | 67 | .493 | 0 | 5 | .000 | 24 | 32 | .750 | 14 | 18 | 32 | 19 | 21 | 12 | 8 | 7 | 90 |
| July 19 | CHICAGO | W | 1 | 200 | 32 | 72 | .444 | 5 | 17 | .294 | 13 | 19 | .684 | 10 | 22 | 32 | 19 | 22 | 16 | 13 | 1 | 82 |
| July 20 | @ Houston | L | 1 | 200 | 29 | 58 | .500 | 3 | 10 | .300 | 17 | 20 | .850 | 9 | 27 | 36 | 17 | 16 | 11 | 18 | 1 | 78 |
| July 22 | SACRAMENTO | L | 1 | 200 | 33 | 63 | .524 | 4 | 15 | .267 | 16 | 27 | .593 | 12 | 17 | 29 | 23 | 20 | 12 | 11 | 0 | 86 |
| July 25 | @ Charlotte | W | 1 | 200 | 19 | 69 | .275 | 7 | 22 | .318 | 17 | 27 | .630 | 13 | 21 | 34 | 13 | 13 | 10 | 11 | 3 | 62 |
| July 27 | CHARLOTTE | L | 1 | 200 | 30 | 82 | .366 | 4 | 18 | .222 | 17 | 22 | .773 | 15 | 23 | 38 | 18 | 17 | 14 | 12 | 5 | 81 |
| July 28 | @ Chicago | L | 1 | 200 | 26 | 60 | .433 | 8 | 18 | .444 | 19 | 28 | .679 | 10 | 23 | 33 | 16 | 16 | 8 | 10 | 5 | 79 |
| July 30 | @ New York | L | 1 | 200 | 27 | 61 | .443 | 4 | 14 | .286 | 20 | 25 | .800 | 8 | 27 | 35 | 17 | 16 | 10 | 17 | 7 | 78 |
| August 1 | SEATTLE | L | 1 | 200 | 26 | 56 | .464 | 9 | 16 | .563 | 16 | 16 | 1.000 | 9 | 20 | 29 | 20 | 12 | 5 | 14 | 2 | 77 |
| August 3 | @ Indiana | L | 1 | 200 | 25 | 70 | .357 | 3 | 15 | .200 | 16 | 24 | .667 | 11 | 23 | 34 | 16 | 12 | 15 | 12 | 7 | 69 |
| August 4 | HOUSTON | L | 1 | 225 | 31 | 83 | .373 | 5 | 17 | .294 | 10 | 16 | .625 | 16 | 30 | 46 | 17 | 21 | 10 | 9 | 4 | 77 |
| August 6 | SAN ANTONIO | W | 1 | 200 | 22 | 71 | .310 | 2 | 13 | .154 | 22 | 28 | .786 | 10 | 27 | 37 | 12 | 14 | 6 | 8 | 3 | 68 |
| August 8 | @ Phoenix | L | 1 | 200 | 37 | 76 | .487 | 9 | 28 | .321 | 16 | 18 | .889 | 10 | 36 | 46 | 28 | 17 | 11 | 8 | 5 | 99 |
| August 10 | @ Sacramento | L | 1 | 200 | 28 | 69 | .406 | 4 | 8 | .500 | 14 | 20 | .700 | 13 | 29 | 42 | 19 | 16 | 9 | 13 | 4 | 74 |
| August 13 | @ Los Angeles | L | 1 | 200 | 34 | 75 | .453 | 4 | 12 | .333 | 6 | 9 | .667 | 14 | 26 | 40 | 26 | 14 | 8 | 12 | 7 | 78 |
| Season Totals | | | 34 | 6825 | 1004 | 2314 | .434 | 179 | 542 | .330 | 548 | 719 | .762 | 372 | 832 | 1204 | 625 | 633 | 308 | 438 | 124 | 2735 |
| Season Averages | | | | 200.7 | 29.5 | 68.1 | | 5.3 | 15.9 | | 16.1 | 21.1 | | 10.9 | 24.5 | 35.4 | 18.4 | 18.6 | 9.1 | 12.9 | 3.6 | 80.4 |



2006 DAY-BY-DAY STATISTICS

| Date | Opponent | Score | Home | Road | Total | High Scoring | High Rebounds | High Assists | Opponent Scoring | Attendance |
|-----------|---------------|---------------|------|------|-------|----------------------|------------------------|--------------------|----------------------|------------|
| May 23 | CONNECTICUT | (L) 69-81 | 0-1 | 0-0 | 0-1 | Augustus (21) | Hayden (7) | Jacobs (9) | Douglas (28) | 9,471 |
| May 24 | @ Detroit | (L) 69-78 | 0-1 | 0-1 | 0-2 | Augustus (15) | Hayden/A. Williams (5) | Abrosimova (3) | Ford (17) | 10,814 |
| May 27 | @ Washington | (L) 75-90 | 0-1 | 0-2 | 0-3 | Augustus (23) | A. Williams (7) | Jacobs (5) | Beard (25) | 6,598 |
| May 31 | LOS ANGELES | (W) 114-71 | 1-1 | 0-2 | 1-3 | Augustus (26) | T. Williams (10) | Thorburn (7) | T. Moore (18) | 5,765 |
| June 2 | INDIANA | (W) 92-87 | 2-1 | 0-2 | 2-3 | Augustus (31) | Ohlde (14) | Ohlde (8) | Whitmore (26) | 6,362 |
| June 4 | @ Houston | (L) 62-85 | 2-1 | 0-3 | 2-4 | Augustus (20) | Ohlde (6) | Jacobs (3) | Snow (24) | 7,526 |
| June 9 | @ San Antonio | (W) 86-79 | 2-1 | 1-3 | 3-4 | Augustus (27) | Ohlde (12) | Jacobs (4) | Thomas (17) | 5,998 |
| June 11 | HOUSTON | (W) 75-62 | 3-1 | 1-3 | 4-4 | Augustus (19) | Ohlde (8) | Mann (8) | Thompson (19) | 5,525 |
| June 14 | SEATTLE | (L) 66-74 | 3-2 | 1-3 | 4-5 | Augustus (32) | T. Williams (6) | Jacobs (6) | Lennox (15) | 5,273 |
| June 16 | @ San Antonio | (L) 60-90 | 3-2 | 1-4 | 4-6 | 3 Tied (10) | A. Williams (7) | Mann (2) | S. Johnson (21) | 6,164 |
| June 18 | PHOENIX | (W) 94-82 | 4-2 | 1-4 | 5-6 | Augustus (32) | T. Williams (12) | Jacobs (6) | Taurasi (23) | 5,596 |
| June 22 | @ Connecticut | (L) 62-79 | 4-2 | 1-5 | 5-7 | Ohlde (16) | Ohlde (7) | Jacobs (6) | Whalen/Dydek (16) | 6,573 |
| June 24 | NEW YORK | (L) 83-93 | 4-3 | 1-5 | 5-8 | Augustus (29) | A. Williams (13) | Augustus/Ohlde (3) | Farris (20) | 6,937 |
| June 28 | @ Phoenix | (L) 78-81 | 4-3 | 1-6 | 5-9 | Augustus (24) | Augustus/Hayden (8) | Jacobs (4) | Pondexter (19) | 11,661 |
| June 29 | @ Sacramento | (L) 78-87 | 4-3 | 1-7 | 5-10 | Abrosimova/Mann (16) | A. Williams (13) | Abrosimova (4) | Buescher (25) | 7,395 |
| July 1 | @ Seattle | (L) 75-92 | 4-3 | 1-8 | 5-11 | Augustus (24) | T. Williams (6) | Jacobs (7) | Jackson (25) | 7,240 |
| July 5 | WASHINGTON | (W) 84-74 | 5-3 | 1-8 | 6-11 | Augustus (25) | Ohlde (10) | Jacobs (6) | Teasley (20) | 5,108 |
| July 7 | DETROIT | (L) 80-92 | 5-4 | 1-8 | 6-12 | Augustus (26) | T. Williams (7) | Jacobs (3) | Cash (19) | 5,477 |
| July 9 | SAN ANTONIO | (W) 85-80 | 6-4 | 1-8 | 7-12 | Augustus (32) | T. Williams (6) | Jacobs (4) | S. Johnson (20) | 5,718 |
| July 16 | LOS ANGELES | (L) 78-90 | 6-5 | 1-8 | 7-13 | Augustus (25) | Ohlde (8) | Ohlde (5) | Leslie (29) | 5,333 |
| July 19 | CHICAGO | (W) 90-82 | 7-5 | 1-8 | 8-13 | Jacobs (24) | Abrosimova/Hayden (6) | Abrosimova (5) | Dupree (14) | 14,793 |
| July 20 | @ Houston | (L) 55-78 | 7-5 | 1-9 | 8-14 | Augustus (15) | Augustus (6) | Jacobs (4) | Swoopes (24) | 7,171 |
| July 22 | SACRAMENTO | (L) 59-86 | 7-6 | 1-9 | 8-15 | Augustus (20) | T. Williams (5) | Lewis (5) | Buescher/Powell (12) | 5,323 |
| July 25 | @ Charlotte | (W) 70-62 | 7-6 | 2-9 | 9-15 | Augustus (21) | A. Williams (8) | Mann (4) | Sutton-Brown (22) | 4,592 |
| July 27 | CHARLOTTE | (L) 68-81 | 7-7 | 2-9 | 9-16 | Augustus (19) | Hayden (9) | Mann (5) | Smith (21) | 7,318 |
| July 28 | @ Chicago | (L) 65-79 | 7-7 | 2-10 | 9-17 | Hayden (18) | Hayden (8) | Hayden (3) | Dales (20) | 2,967 |
| July 30 | @ New York | (L) 69-78 | 7-7 | 2-11 | 9-18 | Augustus (32) | Mann/Ohlde (6) | Mann (2) | Christon/Farris (20) | 9,014 |
| August 1 | SEATTLE | (L) 75-77 | 7-8 | 2-11 | 9-19 | Mann (19) | Ohlde (6) | Jacobs (7) | Bird (21) | 4,704 |
| August 3 | @ Indiana | (L) 59-69 | 7-8 | 2-12 | 9-20 | Augustus (16) | T. Williams (10) | Jacobs (4) | Whitmore (18) | 6,002 |
| August 4 | HOUSTON | (L) 73-77(OT) | 7-9 | 2-12 | 9-21 | Ohlde (25) | T. Williams (13) | Mann/Jacobs (4) | Swoopes (22) | 5,681 |
| August 6 | SAN ANTONIO | (W) 82-68 | 8-9 | 2-12 | 10-21 | Augustus (26) | A. Williams/Ohlde (10) | Mann (7) | Young (23) | 5,138 |
| August 8 | @ Phoenix | (L) 68-99 | 8-9 | 2-13 | 10-22 | Augustus (19) | A. Williams/Ohlde (8) | Mann (4) | Taylor (24) | 8,240 |
| August 10 | @ Sacramento | (L) 66-74 | 8-9 | 2-14 | 10-23 | Augustus (31) | Ohlde/T. Williams (6) | Abrosimova (3) | Griffith (18) | 8,166 |
| August 13 | @ Los Angeles | (L) 59-78 | 8-9 | 2-15 | 10-24 | Augustus (11) | Abrosimova (9) | Abrosimova (3) | Leslie (24) | 8,653 |



2006 SEASON SUMMARY

| | RECORD | HOME | ROAD | OT |
|----------------|--------|------|------|-----|
| OVERALL | 10-24 | 8-9 | 2-15 | 0-1 |
| EASTERN | 4-10 | 3-4 | 1-6 | 0-0 |
| WESTERN | 6-14 | 5-5 | 1-9 | 0-1 |

TEAM WINNING & LOSING STREAKS:

| | OVERALL | HOME | ROAD |
|-------|--|---|---|
| Long: | Loss (3) Win (2) Loss (6) | Win (1) Win (3) Loss (4) | Loss (6) Win (1) Loss (6) |
| Last: | Win: August 6 vs. San Antonio (82-68) Loss: August 13 @ Los Angeles (59-78) | Win: August 6 vs. San Antonio 82-68 Loss: August 4 vs. Houston (73-77) | Win: July 25 @ Charlotte (70-62) Loss: August 13 @ Los Angeles (59-78) |

| MONTH | W/L | OFFENSE | DEFENSE | VS. OPPONENT | HOME ATTENDANCE |
|---------------|-----|-----------|-----------|--------------|-----------------------|
| May | 1-6 | 70 + 10-9 | 70 + 7-23 | .500 + 6-16 | 17 Games |
| June | 4-8 | 70 < 0-15 | 70 + 3-1 | .500 + 4-8 | Total: 109,522 |
| July | 4-7 | | | | Average: 6,442 |
| August | 1-3 | | | | 14,793 High |

| MARGINS | 1 | 2 | 3 | 4 | 5 | 6 | 7 | 8 | 9 | 10 | 11 | 12 | 13 | 14 | 15 | 16 | 17 | 18 | 19 | 20 | 21 | 22 | 23 | 24 | 25 | 26 | 27 | 28 | 29 | 30+ |
|-----------------|---|---|---|---|---|---|---|---|---|----|----|----|----|----|----|----|----|----|----|----|----|----|----|----|----|----|----|----|----|-----|
| WON BY: | | | | | 2 | | 1 | 2 | | 1 | | 1 | 1 | 1 | | | | | | | | | | | | | | | | 1 |
| LOST BY: | | 1 | 1 | 1 | | | | 2 | 3 | 2 | | 3 | 1 | 1 | 1 | | 2 | | | | | | 2 | | | | 1 | | 2 | |

| At Start Of: | | OVERALL | HOME | ROAD | ROAD | FG% | OVERALL | HOME-ROAD |
|-----------------|---------|---------|------|------|--------|------|---------|-----------|
| 2nd Half | Ahead: | 7-4 | 5-4 | 2-0 | -44% | 2-19 | 0-6 | 2-13 |
| | Behind: | 3-19 | 3-4 | 0-15 | 45-49% | 4-5 | 4-3 | 0-2 |
| | Tied: | 0-1 | 0-1 | 0-0 | 50-54% | 3-0 | 3-0 | 0-0 |
| | | | | | 55-59% | 1-0 | 1-0 | 0-0 |
| | | | | | +60% | 0-0 | 0-0 | 0-0 |



2005 TEAM ROSTER



| No. | Player | Pos | Ht | Wt | Birthdate | College | Years |
|-----|---------------------|-----|------|-----|------------------|--------------------------|-------|
| 25 | Svetlana Abrosimova | F | 6-2 | 169 | July 9, 1980 | Connecticut '01 | 4 |
| 21 | Jacqueline Batteast | F | 6-0 | 169 | March 26, 1983 | Notre Dame '05 | R |
| 8 | Kristi Harrower | G | 5-4 | 139 | March 4, 1975 | Australia | 6 |
| 55 | Vanessa Hayden | C | 6-4 | 235 | June 5, 1982 | Florida '04 | 1 |
| 23 | Amber Jacobs | G | 5-8 | 150 | June 29, 1982 | Boston College '04 | 1 |
| 13 | Chandi Jones | G | 5-11 | 154 | March 25, 1982 | Houston '04 | 1 |
| 24 | Amanda Lassiter | F | 6-1 | 160 | June 9, 1979 | Missouri '01 | 5 |
| 1 | Tynesha Lewis | G | 5-10 | 150 | May 8, 1979 | North Carolina State '01 | 4 |
| 5 | Stacey Lovelace | F | 6-4 | 170 | December 5, 1974 | Purdue '96 | 4 |
| 44 | Kristen Mann | F | 6-2 | 180 | August 10, 1983 | UC Santa Barbara '05 | R |
| 3 | Nicole Ohlde | F | 6-5 | 185 | March 13, 1982 | Kansas State '04 | 1 |
| 9 | Stacey Thomas | F | 5-10 | 153 | August 29, 1978 | Michigan '00 | 6 |
| 20 | Tamika Williams | F | 6-2 | 200 | April 12, 1980 | Connecticut '02 | 3 |

Head Coach: Suzie McConnell Serio (Penn State)

Assistant Coaches: Nancy Darsch (Springfield College), Carolyn Jenkins (California-Berkeley)

2005 STARTING LINEUPS

| Game #s | Forward | Forward | Center | Guard | Guard | Rec |
|----------------------|------------|----------|--------|----------|----------|-----|
| 1-4, 8, 10 | Abrosimova | Williams | Ohlde | Harrower | Smith | 2-4 |
| 5-7, 9, 11-18, 21-23 | Abrosimova | Ohlde | Hayden | Harrower | Smith | 8-7 |
| 19 | Lovelace | Ohlde | Hayden | Harrower | Smith | 0-1 |
| 20 | Lassiter | Ohlde | Hayden | Harrower | Smith | 1-0 |
| 24-25 | Abrosimova | Ohlde | Hayden | Harrower | Lassiter | 0-2 |
| 26-31 | Abrosimova | Ohlde | Hayden | Harrower | Jones | 3-3 |
| 32-33 | Abrosimova | Williams | Ohlde | Harrower | Jones | 0-2 |
| 34 | Lovelace | Williams | Ohlde | Harrower | Jones | 0-1 |



2005 FINAL STATISTICS

| PLAYER | G | GS | Field Goals | | | | 3-Point FG | | | Free Throws | | | Rebounds | | | AST | PF | DQ | STL | TO | BLK | PTS | AVG |
|---------------|----|----|-------------|-----|-----|------|------------|-----|------|-------------|-----|------|----------|-----|-----|-----|-----|----|-----|----|-----|-----|------|
| | | | FG | FGA | PCT | FG | FGA | PCT | FT | FTA | PCT | OFF | DEF | TOT | | | | | | | | | |
| Smith | 23 | 23 | 766 | 100 | 261 | .383 | 35 | 104 | .337 | 71 | 90 | .789 | 12 | 43 | 55 | 61 | 46 | 0 | 25 | 54 | 2 | 306 | 13.3 |
| Ohlde | 34 | 34 | 1038 | 133 | 292 | .455 | 0 | 2 | .000 | 116 | 142 | .817 | 63 | 131 | 194 | 78 | 92 | 0 | 21 | 84 | 22 | 382 | 11.2 |
| Abrasimova | 31 | 31 | 777 | 109 | 276 | .395 | 33 | 82 | .402 | 53 | 73 | .726 | 29 | 78 | 107 | 60 | 86 | 0 | 48 | 80 | 6 | 304 | 9.8 |
| Jones | 10 | 9 | 281 | 29 | 83 | .349 | 11 | 32 | .344 | 12 | 19 | .632 | 10 | 23 | 33 | 30 | 26 | 0 | 13 | 17 | 3 | 81 | 8.1 |
| Hayden | 31 | 25 | 595 | 103 | 238 | .433 | 0 | 0 | .000 | 40 | 72 | .556 | 48 | 115 | 163 | 23 | 110 | 0 | 15 | 63 | 68 | 246 | 7.9 |
| Lovelace | 34 | 2 | 594 | 70 | 173 | .405 | 26 | 63 | .413 | 43 | 54 | .796 | 35 | 72 | 107 | 31 | 57 | 0 | 24 | 37 | 11 | 209 | 6.1 |
| Williams | 34 | 9 | 758 | 86 | 156 | .551 | 0 | 3 | .000 | 25 | 46 | .543 | 76 | 95 | 171 | 39 | 52 | 0 | 30 | 41 | 2 | 197 | 5.8 |
| Harrower | 34 | 34 | 832 | 53 | 151 | .351 | 22 | 68 | .324 | 28 | 36 | .778 | 11 | 71 | 82 | 96 | 37 | 0 | 38 | 54 | 1 | 156 | 4.6 |
| Jacobs | 33 | 0 | 478 | 40 | 104 | .385 | 20 | 53 | .377 | 21 | 29 | .724 | 4 | 15 | 19 | 68 | 34 | 0 | 19 | 46 | 4 | 121 | 3.7 |
| Lassiter | 31 | 3 | 388 | 38 | 115 | .330 | 24 | 72 | .333 | 7 | 11 | .636 | 10 | 36 | 46 | 23 | 55 | 0 | 14 | 29 | 4 | 107 | 3.5 |
| Mann | 24 | 0 | 185 | 30 | 60 | .500 | 0 | 9 | .000 | 11 | 16 | .688 | 11 | 24 | 35 | 11 | 16 | 0 | 8 | 7 | 1 | 71 | 3.0 |
| Lewis | 11 | 0 | 90 | 10 | 27 | .370 | 1 | 3 | .333 | 7 | 9 | .778 | 0 | 5 | 5 | 7 | 7 | 0 | 3 | 11 | 1 | 28 | 2.5 |
| King Borchart | 3 | 0 | 17 | 0 | 1 | .000 | 0 | 0 | .000 | 3 | 4 | .750 | 0 | 1 | 1 | 1 | 2 | 0 | 0 | 0 | 1 | 3 | 1.0 |
| Thomas | 1 | 0 | 3 | 0 | 2 | .000 | 0 | 0 | .000 | 0 | 0 | .000 | 1 | 1 | 2 | 0 | 0 | 0 | 0 | 0 | 0 | 0 | 0.0 |
| Batteast | 8 | 0 | 46 | 0 | 6 | .000 | 0 | 0 | .000 | 0 | 0 | .000 | 0 | 5 | 5 | 3 | 4 | 0 | 0 | 3 | 1 | 0 | 0.0 |
| Martinez | 1 | 0 | 2 | 0 | 1 | .000 | 0 | 1 | .000 | 0 | 0 | .000 | 0 | 0 | 0 | 0 | 0 | 0 | 0 | 0 | 0 | 0 | 0.0 |

| | | | | | | | | | | | | | | | | | | | | | | | |
|------------------|-----------|--|-------------|------------|-------------|-------------|------------|------------|-------------|------------|------------|-------------|------------|------------|-------------|------------|------------|-----------|------------|------------|------------|-------------|-------------|
| LYNX | 34 | | 6850 | 767 | 1900 | .404 | 177 | 542 | .327 | 454 | 640 | .709 | 332 | 724 | 1056 | 526 | 660 | 3 | 257 | 613 | 139 | 2165 | 63.7 |
| OPPONENTS | 34 | | 6850 | 804 | 1972 | .408 | 92 | 330 | .279 | 490 | 669 | .732 | 323 | 713 | 1036 | 508 | 676 | 10 | 333 | 502 | 133 | 2190 | 64.4 |

| PLAYER | Single-Game Highs | | | | | | | | Average Per Game | | | | | | | Career Highs (C=Set, T=Tied This Season) | | | | | | |
|---------------|-------------------|-----|-----|----|----|----|-----|--|------------------|-----|-----|-----|-----|-----|------|--|-----|-----|-----|-----|-----|-----|
| | MIN | REB | AST | ST | TO | BL | PTS | | MIN | REB | AST | STL | TO | BLK | PTS | FG | FGA | FT | FTA | REB | AST | PTS |
| Smith | 44 | 5 | 6 | 5 | 4 | 1 | 27 | | 33.3 | 2.4 | 2.7 | 1.1 | 2.3 | 0.1 | 13.3 | 13 | 23 | 18 | 19 | 10 | 8 | 46 |
| Ohlde | 40 | 11 | 5 | 2 | 6 | 4 | 20 | | 30.5 | 5.7 | 2.3 | 0.6 | 2.5 | 0.6 | 11.2 | 8C | 18 | 10C | 14C | 11T | 5T | 21 |
| Abrasimova | 37 | 9 | 6 | 4 | 6 | 1 | 22 | | 25.1 | 3.5 | 1.9 | 1.5 | 2.6 | 0.2 | 9.8 | 10 | 23 | 12 | 18 | 15 | 9 | 27 |
| Jones | 36 | 7 | 6 | 3 | 3 | 1 | 17 | | 28.1 | 3.3 | 3.0 | 1.3 | 1.7 | 0.3 | 8.1 | 7C | 17C | 5C | 8C | 7C | 6 | 17C |
| Hayden | 31 | 11 | 2 | 3 | 6 | 6 | 17 | | 19.2 | 5.3 | 0.7 | 0.5 | 2.0 | 2.2 | 7.9 | 8 | 18 | 5 | 7 | 11C | 2 | 18 |
| Lovelace | 30 | 9 | 6 | 3 | 3 | 1 | 17 | | 17.5 | 3.1 | 0.9 | 0.7 | 1.1 | 0.3 | 6.1 | 6 | 14 | 7 | 8 | 10 | 6 | 17 |
| Williams | 34 | 14 | 4 | 4 | 4 | 1 | 12 | | 22.3 | 5.0 | 1.1 | 0.9 | 1.2 | 0.1 | 5.8 | 9 | 15 | 6 | 8 | 14C | 5 | 22 |
| Harrower | 37 | 7 | 6 | 5 | 5 | 1 | 15 | | 24.5 | 2.4 | 2.8 | 1.1 | 1.6 | 0.0 | 4.6 | 5 | 11C | 12 | 12 | 7C | 9 | 20 |
| Jacobs | 29 | 1 | 5 | 4 | 4 | 1 | 10 | | 14.5 | 0.6 | 2.1 | 0.6 | 1.4 | 0.1 | 3.7 | 4C | 9 | 6C | 6C | 4 | 5T | 11 |
| Lassiter | 29 | 7 | 2 | 2 | 6 | 1 | 11 | | 12.5 | 1.5 | 0.7 | 0.5 | 0.9 | 0.1 | 3.5 | 7 | 13 | 4 | 8 | 13 | 7 | 16 |
| Mann | 20 | 9 | 3 | 3 | 1 | 1 | 11 | | 7.7 | 1.5 | 0.5 | 0.3 | 0.3 | 0.0 | 3.0 | 5C | 10C | 2C | 4C | 9C | 3C | 11C |
| Lewis | 22 | 2 | 2 | 1 | 2 | 1 | 8 | | 8.2 | 0.5 | 0.6 | 0.3 | 1.0 | 0.1 | 2.5 | 6 | 13 | 5 | 6T | 8 | 4 | 19 |
| King Borchart | 14 | 1 | 1 | 0 | 0 | 1 | 2 | | 5.7 | 0.3 | 0.3 | 0.0 | 0.0 | 0.3 | 1.0 | 2C | 2C | 2C | 2C | 1C | 2C | 7C |
| Thomas | 3 | 2 | 0 | 0 | 0 | 0 | 0 | | 3.0 | 2.0 | 0.0 | 0.0 | 0.0 | 0.0 | 0.0 | 6 | 13 | 7 | 8 | 8 | 9 | 14 |
| Batteast | 13 | 3 | 2 | 0 | 3 | 1 | 0 | | 5.8 | 0.6 | 0.4 | 0.0 | 0.4 | 0.1 | 0.0 | 0 | 2C | 0 | 0 | 3C | 2C | 0 |
| Martinez | 2 | 0 | 0 | 0 | 0 | 0 | 0 | | 2.0 | 0.0 | 0.0 | 0.0 | 0.0 | 0.0 | 0.0 | 0 | 1C | 0 | 0 | 0 | 0 | 0 |

| | | | | | | | | | | | | | | | | | | | | | | |
|------------------|------------|-----------|-----------|-----------|-----------|----------|-----------|--|--------------|-------------|-------------|------------|-------------|------------|-------------|-----------|-----------|-----------|-----------|-----------|-----------|------------|
| LYNX | 225 | 37 | 22 | 12 | 22 | 9 | 86 | | 201.5 | 30.1 | 15.6 | 7.6 | 15.8 | 3.7 | 65.0 | 32 | 77 | 37 | 45 | 47 | 25 | 95 |
| OPPONENTS | 225 | 39 | 23 | 15 | 19 | 9 | 83 | | 201.5 | 31.0 | 15.8 | 8.1 | 14.3 | 4.2 | 67.3 | 35 | 83 | 31 | 37 | 47 | 27 | 100 |



2005 OFFENSIVE GAME-BY-GAME STATISTICS

| Date | Opponent | W/L | G | MIN | Field Goals | | | 3-Point FG | | | Free Throws | | | Rebounds | | | | | | | PTS | |
|------------------------|---------------|-----|-----------|--------------|-------------|-------------|-------------|------------|-------------|-------------|-------------|-------------|-------------|------------|-------------|-------------|-------------|-------------|------------|-------------|------------|-------------|
| | | | | | FG | FGA | PCT | FG | FGA | PCT | FT | FTA | PCT | OFF | DEF | TOT | AST | PF | STL | TO | | BLK |
| May 22 | @ Houston | L | 1 | 200 | 23 | 61 | .377 | 4 | 14 | .286 | 15 | 22 | .682 | 13 | 18 | 31 | 13 | 18 | 4 | 15 | 1 | 65 |
| May 25 | LOS ANGELES | W | 1 | 200 | 22 | 55 | .400 | 8 | 21 | .381 | 16 | 20 | .800 | 8 | 24 | 32 | 17 | 16 | 7 | 22 | 4 | 68 |
| May 29 | SACRAMENTO | L | 1 | 200 | 22 | 58 | .379 | 7 | 16 | .438 | 15 | 15 | 1.000 | 11 | 22 | 33 | 15 | 14 | 8 | 14 | 3 | 66 |
| June 3 | @ Washington | L | 1 | 200 | 26 | 57 | .456 | 5 | 17 | .294 | 14 | 22 | .636 | 5 | 23 | 28 | 14 | 19 | 4 | 14 | 3 | 71 |
| June 4 | CHARLOTTE | W | 1 | 200 | 27 | 50 | .540 | 5 | 11 | .455 | 14 | 20 | .700 | 9 | 16 | 25 | 15 | 20 | 6 | 17 | 9 | 73 |
| June 7 | @ Houston | W | 1 | 200 | 20 | 53 | .377 | 3 | 11 | .273 | 19 | 24 | .792 | 7 | 28 | 35 | 11 | 14 | 9 | 16 | 6 | 62 |
| June 11 | WASHINGTON | W | 1 | 200 | 27 | 53 | .509 | 10 | 17 | .588 | 14 | 17 | .824 | 7 | 24 | 31 | 22 | 19 | 9 | 13 | 3 | 78 |
| June 15 | @ Seattle | W | 1 | 225 | 25 | 68 | .368 | 5 | 20 | .250 | 31 | 35 | .886 | 12 | 22 | 34 | 16 | 22 | 10 | 16 | 3 | 86 |
| June 17 | @ Sacramento | L | 1 | 200 | 18 | 52 | .346 | 3 | 15 | .200 | 11 | 15 | .733 | 2 | 24 | 26 | 13 | 23 | 6 | 20 | 3 | 50 |
| June 18 | @ Los Angeles | L | 1 | 200 | 18 | 57 | .316 | 3 | 11 | .273 | 17 | 24 | .708 | 13 | 20 | 33 | 11 | 21 | 8 | 16 | 4 | 56 |
| June 22 | PHOENIX | W | 1 | 200 | 25 | 52 | .481 | 3 | 8 | .375 | 22 | 29 | .759 | 7 | 30 | 37 | 18 | 19 | 11 | 18 | 5 | 75 |
| June 24 | @ Indiana | L | 1 | 200 | 18 | 53 | .340 | 9 | 18 | .500 | 10 | 12 | .833 | 8 | 26 | 34 | 13 | 14 | 6 | 17 | 6 | 55 |
| June 26 | SEATTLE | W | 1 | 200 | 21 | 59 | .356 | 9 | 21 | .429 | 22 | 30 | .733 | 14 | 21 | 35 | 18 | 21 | 8 | 14 | 7 | 73 |
| June 28 | SAN ANTONIO | W | 1 | 200 | 27 | 63 | .429 | 1 | 13 | .077 | 8 | 9 | .889 | 11 | 22 | 33 | 21 | 9 | 11 | 15 | 4 | 63 |
| June 30 | @ Connecticut | L | 1 | 200 | 22 | 62 | .355 | 4 | 15 | .267 | 8 | 10 | .800 | 11 | 17 | 28 | 15 | 16 | 9 | 14 | 1 | 56 |
| July 7 | @ Charlotte | L | 1 | 200 | 25 | 52 | .481 | 3 | 11 | .273 | 5 | 6 | .833 | 9 | 17 | 26 | 12 | 17 | 2 | 20 | 6 | 58 |
| July 13 | DETROIT | W | 1 | 200 | 28 | 60 | .467 | 10 | 15 | .667 | 5 | 13 | .385 | 6 | 21 | 27 | 22 | 11 | 11 | 17 | 4 | 71 |
| July 15 | @ New York | W | 1 | 200 | 27 | 51 | .529 | 5 | 13 | .385 | 5 | 9 | .556 | 10 | 23 | 33 | 19 | 19 | 6 | 17 | 5 | 64 |
| July 17 | CONNECTICUT | L | 1 | 200 | 17 | 58 | .293 | 5 | 14 | .357 | 14 | 19 | .737 | 12 | 20 | 32 | 12 | 10 | 6 | 15 | 3 | 53 |
| July 19 | INDIANA | W | 1 | 200 | 25 | 54 | .463 | 6 | 13 | .462 | 10 | 13 | .769 | 3 | 29 | 32 | 21 | 17 | 6 | 12 | 3 | 66 |
| July 24 | NEW YORK | L | 1 | 200 | 19 | 54 | .352 | 0 | 13 | .000 | 9 | 11 | .818 | 8 | 18 | 26 | 15 | 18 | 11 | 12 | 3 | 47 |
| July 26 | @ San Antonio | L | 1 | 200 | 27 | 65 | .415 | 4 | 15 | .267 | 13 | 15 | .867 | 12 | 22 | 34 | 16 | 20 | 3 | 11 | 3 | 71 |
| July 29 | PHOENIX | L | 1 | 200 | 25 | 48 | .521 | 7 | 11 | .636 | 8 | 17 | .471 | 5 | 24 | 29 | 18 | 16 | 7 | 20 | 4 | 65 |
| July 31 | @ Sacramento | L | 1 | 200 | 19 | 52 | .365 | 4 | 14 | .286 | 12 | 21 | .571 | 13 | 14 | 27 | 11 | 20 | 11 | 21 | 4 | 54 |
| August 3 | @ Phoenix | L | 1 | 200 | 25 | 63 | .397 | 7 | 20 | .350 | 7 | 15 | .467 | 13 | 17 | 30 | 10 | 23 | 7 | 15 | 6 | 64 |
| August 7 | LOS ANGELES | W | 1 | 200 | 27 | 59 | .458 | 7 | 14 | .500 | 15 | 22 | .682 | 14 | 22 | 36 | 22 | 21 | 10 | 20 | 1 | 76 |
| August 9 | SAN ANTONIO | W | 1 | 200 | 26 | 63 | .413 | 7 | 14 | .500 | 17 | 25 | .680 | 18 | 13 | 31 | 17 | 21 | 12 | 16 | 8 | 76 |
| August 11 | @ Detroit | L | 1 | 225 | 23 | 54 | .426 | 7 | 16 | .438 | 13 | 20 | .650 | 4 | 23 | 27 | 13 | 30 | 7 | 23 | 4 | 66 |
| August 12 | SEATTLE | L | 1 | 200 | 26 | 71 | .366 | 5 | 16 | .313 | 9 | 11 | .818 | 14 | 16 | 30 | 15 | 17 | 6 | 11 | 1 | 66 |
| August 16 | HOUSTON | W | 1 | 200 | 28 | 61 | .459 | 4 | 14 | .286 | 13 | 19 | .684 | 7 | 23 | 30 | 21 | 20 | 6 | 11 | 2 | 73 |
| August 18 | @ Seattle | L | 1 | 200 | 24 | 68 | .353 | 2 | 14 | .143 | 10 | 15 | .667 | 9 | 19 | 28 | 11 | 18 | 9 | 9 | 1 | 60 |
| August 21 | @ Phoenix | L | 1 | 200 | 26 | 59 | .441 | 4 | 14 | .286 | 13 | 19 | .684 | 8 | 19 | 27 | 14 | 17 | 5 | 10 | 5 | 69 |
| August 23 | @ Los Angeles | L | 1 | 200 | 23 | 47 | .489 | 4 | 13 | .308 | 13 | 15 | .867 | 4 | 14 | 18 | 15 | 20 | 8 | 15 | 0 | 63 |
| August 27 | SACRAMENTO | L | 1 | 200 | 20 | 54 | .370 | 2 | 10 | .200 | 10 | 12 | .833 | 3 | 24 | 27 | 15 | 24 | 9 | 20 | 2 | 52 |
| Season Totals | | | 34 | 6850 | 801 | 1946 | .412 | 172 | 492 | .350 | 437 | 601 | .727 | 310 | 715 | 1025 | 531 | 624 | 258 | 536 | 127 | 2211 |
| Season Averages | | | | 201.5 | 23.6 | 57.2 | | 5.1 | 14.5 | | 12.9 | 17.7 | | 9.1 | 21.0 | 30.1 | 15.6 | 18.4 | 7.6 | 15.8 | 3.7 | 65.0 |



2005 DEFENSIVE GAME-BY-GAME STATISTICS

| Date | Opponent | W/L | G | MIN | Field Goals | | | 3-Point FG | | | Free Throws | | | Rebounds | | | | | | | PTS | |
|------------------------|---------------|-----|-----------|--------------|-------------|-------------|-------------|------------|-------------|-------------|-------------|-------------|-------------|-------------|-------------|-------------|-------------|-------------|------------|-------------|------------|-------------|
| | | | | | FG | FGA | PCT | FG | FGA | PCT | FT | FTA | PCT | OFF | DEF | TOT | AST | PF | STL | TO | | BLK |
| May 22 | @ Houston | L | 1 | 200 | 29 | 64 | .453 | 5 | 6 | .833 | 16 | 20 | .800 | 15 | 20 | 35 | 13 | 21 | 11 | 9 | 3 | 79 |
| May 25 | LOS ANGELES | W | 1 | 200 | 26 | 71 | .366 | 4 | 11 | .364 | 9 | 11 | .818 | 12 | 22 | 34 | 16 | 22 | 8 | 16 | 6 | 65 |
| May 29 | SACRAMENTO | L | 1 | 200 | 26 | 61 | .426 | 3 | 11 | .273 | 12 | 16 | .750 | 10 | 21 | 31 | 19 | 19 | 6 | 14 | 0 | 67 |
| June 3 | @ Washington | L | 1 | 200 | 28 | 58 | .483 | 6 | 12 | .500 | 12 | 22 | .545 | 6 | 23 | 29 | 15 | 25 | 7 | 12 | 2 | 74 |
| June 4 | CHARLOTTE | W | 1 | 200 | 25 | 63 | .397 | 3 | 10 | .300 | 14 | 20 | .700 | 12 | 14 | 26 | 18 | 23 | 8 | 17 | 2 | 67 |
| June 7 | @ Houston | W | 1 | 200 | 22 | 62 | .355 | 1 | 7 | .143 | 13 | 19 | .684 | 10 | 18 | 28 | 9 | 20 | 9 | 13 | 4 | 58 |
| June 11 | WASHINGTON | W | 1 | 200 | 21 | 54 | .389 | 7 | 19 | .368 | 11 | 15 | .733 | 7 | 15 | 22 | 13 | 19 | 9 | 13 | 3 | 60 |
| June 15 | @ Seattle | W | 1 | 225 | 34 | 70 | .486 | 3 | 8 | .375 | 10 | 12 | .833 | 11 | 21 | 32 | 17 | 27 | 7 | 18 | 8 | 81 |
| June 17 | @ Sacramento | L | 1 | 200 | 25 | 59 | .424 | 3 | 10 | .300 | 14 | 22 | .636 | 11 | 26 | 37 | 18 | 20 | 12 | 17 | 3 | 67 |
| June 18 | @ Los Angeles | L | 1 | 200 | 26 | 53 | .491 | 4 | 5 | .800 | 13 | 22 | .591 | 6 | 25 | 31 | 18 | 25 | 7 | 15 | 9 | 69 |
| June 22 | PHOENIX | W | 1 | 200 | 19 | 72 | .264 | 6 | 23 | .261 | 15 | 18 | .833 | 15 | 21 | 36 | 15 | 27 | 7 | 16 | 2 | 59 |
| June 24 | @ Indiana | L | 1 | 200 | 23 | 66 | .348 | 5 | 17 | .294 | 6 | 9 | .667 | 10 | 22 | 32 | 16 | 16 | 11 | 9 | 5 | 57 |
| June 26 | SEATTLE | W | 1 | 200 | 24 | 62 | .387 | 2 | 10 | .200 | 20 | 21 | .952 | 10 | 22 | 32 | 16 | 28 | 7 | 15 | 5 | 70 |
| June 28 | SAN ANTONIO | W | 1 | 200 | 20 | 52 | .385 | 4 | 14 | .286 | 9 | 11 | .818 | 6 | 20 | 26 | 13 | 15 | 5 | 17 | 2 | 53 |
| June 30 | @ Connecticut | L | 1 | 200 | 28 | 56 | .500 | 6 | 12 | .500 | 9 | 10 | .900 | 7 | 25 | 32 | 21 | 14 | 6 | 16 | 4 | 71 |
| July 7 | @ Charlotte | L | 1 | 200 | 23 | 52 | .442 | 5 | 12 | .417 | 15 | 20 | .750 | 9 | 15 | 24 | 15 | 15 | 14 | 13 | 5 | 66 |
| July 13 | DETROIT | W | 1 | 200 | 26 | 68 | .382 | 3 | 13 | .231 | 6 | 10 | .600 | 14 | 23 | 37 | 16 | 19 | 9 | 19 | 4 | 61 |
| July 15 | @ New York | W | 1 | 200 | 22 | 51 | .431 | 5 | 17 | .294 | 11 | 16 | .688 | 5 | 15 | 20 | 12 | 17 | 13 | 8 | 1 | 60 |
| July 17 | CONNECTICUT | L | 1 | 200 | 32 | 64 | .500 | 3 | 9 | .333 | 5 | 5 | 1.000 | 9 | 27 | 36 | 21 | 22 | 8 | 13 | 7 | 72 |
| July 19 | INDIANA | W | 1 | 200 | 18 | 52 | .346 | 2 | 9 | .222 | 7 | 10 | .700 | 6 | 23 | 29 | 11 | 18 | 4 | 18 | 4 | 45 |
| July 24 | NEW YORK | L | 1 | 200 | 20 | 47 | .426 | 5 | 12 | .417 | 14 | 18 | .778 | 9 | 21 | 30 | 15 | 12 | 2 | 16 | 4 | 59 |
| July 26 | @ San Antonio | L | 1 | 200 | 30 | 61 | .492 | 5 | 8 | .625 | 13 | 20 | .650 | 8 | 22 | 30 | 15 | 19 | 9 | 8 | 4 | 78 |
| July 29 | PHOENIX | L | 1 | 200 | 26 | 64 | .406 | 4 | 11 | .364 | 13 | 15 | .867 | 12 | 17 | 29 | 14 | 13 | 12 | 11 | 1 | 69 |
| July 31 | @ Sacramento | L | 1 | 200 | 27 | 52 | .519 | 2 | 6 | .333 | 11 | 13 | .846 | 8 | 21 | 29 | 16 | 17 | 15 | 19 | 6 | 67 |
| August 3 | @ Phoenix | L | 1 | 200 | 25 | 55 | .455 | 2 | 6 | .333 | 18 | 28 | .643 | 13 | 21 | 34 | 16 | 17 | 6 | 14 | 7 | 70 |
| August 7 | LOS ANGELES | W | 1 | 200 | 28 | 67 | .418 | 5 | 17 | .294 | 11 | 17 | .647 | 12 | 19 | 31 | 15 | 21 | 12 | 14 | 4 | 72 |
| August 9 | SAN ANTONIO | W | 1 | 200 | 24 | 52 | .462 | 4 | 7 | .571 | 20 | 24 | .833 | 9 | 15 | 24 | 15 | 23 | 8 | 18 | 5 | 72 |
| August 11 | @ Detroit | L | 1 | 225 | 26 | 72 | .361 | 2 | 8 | .250 | 18 | 24 | .750 | 19 | 18 | 37 | 12 | 24 | 6 | 13 | 6 | 72 |
| August 12 | SEATTLE | L | 1 | 200 | 27 | 55 | .491 | 3 | 11 | .273 | 15 | 18 | .833 | 9 | 25 | 34 | 19 | 17 | 5 | 14 | 7 | 72 |
| August 16 | HOUSTON | W | 1 | 200 | 24 | 50 | .480 | 0 | 6 | .000 | 14 | 20 | .700 | 3 | 20 | 23 | 17 | 23 | 7 | 12 | 2 | 62 |
| August 18 | @ Seattle | L | 1 | 200 | 27 | 57 | .474 | 6 | 14 | .429 | 16 | 22 | .727 | 8 | 30 | 38 | 18 | 18 | 5 | 17 | 7 | 76 |
| August 21 | @ Phoenix | L | 1 | 200 | 31 | 62 | .500 | 6 | 18 | .333 | 15 | 19 | .789 | 10 | 24 | 34 | 23 | 15 | 4 | 9 | 5 | 83 |
| August 23 | @ Los Angeles | L | 1 | 200 | 26 | 56 | .464 | 5 | 11 | .455 | 17 | 20 | .850 | 16 | 18 | 34 | 17 | 14 | 6 | 17 | 3 | 74 |
| August 27 | SACRAMENTO | L | 1 | 200 | 24 | 59 | .407 | 0 | 6 | .000 | 13 | 25 | .520 | 17 | 22 | 39 | 13 | 20 | 10 | 17 | 4 | 61 |
| Season Totals | | | 34 | 6850 | 862 | 2019 | .427 | 129 | 376 | .343 | 435 | 592 | .735 | 344 | 711 | 1055 | 537 | 665 | 275 | 487 | 144 | 2288 |
| Season Averages | | | | 201.5 | 25.4 | 59.4 | | 3.8 | 11.1 | | 12.8 | 17.4 | | 10.1 | 20.9 | 31.0 | 15.8 | 19.6 | 8.1 | 14.3 | 4.2 | 67.3 |



2005 DAY-BY-DAY STATISTICS

| Date | Opponent | Score | Home | Road | Total | High Scoring | High Rebounds | High Assists | Opponent Scoring | Attendance |
|-----------|---------------|----------------|------|------|-------|-----------------------|----------------------|-------------------------|------------------------|------------|
| May 22 | @ Houston | (L) 65-79 | 0-0 | 0-1 | 0-1 | Ohlde (18) | Ohlde/Williams (8) | Harrower (4) | Swoopes (27) | 8,250 |
| May 25 | LOS ANGELES | (W) 68-65 | 1-0 | 0-1 | 1-1 | Smith (24) | Ohlde (7) | Ohlde (5) | Holdsclaw (14) | 5,665 |
| May 29 | SACRAMENTO | (L) 66-67 | 1-1 | 0-1 | 1-2 | Smith (23) | Hayden (8) | Jacobs (4) | Griffith (18) | 4,190 |
| June 3 | @ Washington | (L) 71-74 | 1-1 | 0-2 | 1-3 | Smith (20) | Ohlde (8) | Jacobs/Lovelace (3) | Melvin (17) | 9,620 |
| June 4 | CHARLOTTE | (W) 73-67 | 2-1 | 0-2 | 2-3 | Smith (17) | Hayden/Ohlde (6) | Smith (6) | Sutton-Brown (14) | 10,974 |
| June 7 | @ Houston | (W) 62-58 | 2-1 | 1-2 | 3-3 | Smith (21) | Ohlde (11) | Abrosimova (6) | Snow (15) | 4,253 |
| June 11 | WASHINGTON | (W) 78-60 | 3-1 | 1-2 | 4-3 | Smith (27) | Ohlde (8) | Harrower (6) | Beard (19) | 4,263 |
| June 15 | @ Seattle | (W) 86-81(OT) | 3-1 | 2-2 | 5-3 | Smith (21) | Ohlde (10) | Harrower (5) | Jackson (26) | 7,789 |
| June 17 | @ Sacramento | (L) 50-67 | 3-1 | 2-3 | 5-4 | Abrosimova (13) | Abrosimova (9) | Abrosimova/Harrower (3) | Powell (18) | 7,780 |
| June 18 | @ Los Angeles | (L) 56-69 | 3-1 | 2-4 | 5-5 | Ohlde (10) | Williams (7) | Williams (3) | Holdsclaw/Leslie (17) | 7,815 |
| June 22 | PHOENIX | (W) 75-59 | 4-1 | 2-4 | 6-5 | Ohlde (14) | Hayden/Lassiter (7) | Smith (5) | Taurasi (14) | 4,817 |
| June 24 | @ Indiana | (L) 55-57 | 4-1 | 2-5 | 6-6 | Smith (17) | Ohlde (8) | Jacobs/Ohlde (4) | Miller/Schumacher (10) | 8,475 |
| June 26 | SEATTLE | (W) 73-70 | 5-1 | 2-5 | 7-6 | Smith (22) | Harrower (7) | Jacobs (4) | Batkovic (12) | 5,352 |
| June 28 | SAN ANTONIO | (W) 63-53 | 6-1 | 2-5 | 8-6 | Hayden (17) | Abrosimova/Ohlde (7) | Harrower (6) | Feenstra (16) | 4,808 |
| June 30 | @ Connecticut | (L) 56-71 | 6-1 | 2-6 | 8-7 | Smith (11) | Ohlde (7) | Ohlde (4) | Sales (18) | 6,869 |
| July 7 | @ Charlotte | (L) 58-66 | 6-1 | 2-7 | 8-8 | Hayden (13) | Hayden (10) | Harrower (4) | Feaster (19) | 4,071 |
| July 13 | DETROIT | (W) 71-61 | 7-1 | 2-7 | 9-8 | Abrosimova (22) | Ohlde (8) | Smith (4) | Nolan (13) | 12,891 |
| July 15 | @ New York | (W) 64-60 | 7-1 | 3-7 | 10-8 | Hayden (14) | Hayden (9) | Abrosimova (5) | Robinson (13) | 10,682 |
| July 17 | CONNECTICUT | (L) 53-72 | 7-2 | 3-7 | 10-9 | Lassiter/Smith (11) | Hayden/Ohlde (9) | Smith (3) | Dydek (17) | 9,011 |
| July 19 | INDIANA | (W) 66-45 | 8-2 | 3-7 | 11-9 | Ohlde (15) | Hayden/Williams (7) | Lovelace (6) | Catchings (12) | 6,219 |
| July 24 | NEW YORK | (L) 47-59 | 8-3 | 3-7 | 11-10 | Ohlde (17) | Four Tied (4) | Harrower (6) | Hammon (13) | 5,703 |
| July 26 | @ San Antonio | (L) 71-78 | 8-3 | 3-8 | 11-11 | Ohlde/Williams (12) | Hayden (11) | Harrower (6) | Feenstra (16) | 6,823 |
| July 29 | PHOENIX | (L) 65-69 | 8-4 | 3-8 | 11-12 | Abrosimova (20) | Ohlde (11) | Harrower (5) | Taylor (20) | 5,723 |
| July 31 | @ Sacramento | (L) 54-67 | 8-4 | 3-9 | 11-13 | Ohlde (10) | Ohlde (9) | Jacobs (3) | Brunson (14) | 5,708 |
| August 3 | @ Phoenix | (L) 64-70 | 8-4 | 3-10 | 11-14 | Abrosimova (19) | Jones/Ohlde (6) | Jacobs (3) | Stepanova (18) | 5,865 |
| August 7 | LOS ANGELES | (W) 76-72 | 9-4 | 3-10 | 12-14 | Harrower (15) | Abrosimova (9) | Abrosimova/Ohlde (4) | Leslie (20) | 8,828 |
| August 9 | SAN ANTONIO | (W) 76-72 | 10-4 | 3-10 | 13-14 | Lovelace (17) | Hayden (11) | Jacobs (5) | Ferdinand/Ngoyisa (17) | 6,009 |
| August 11 | @ Detroit | (L) 66-72 (OT) | 10-4 | 3-11 | 13-15 | Abrosimova (18) | Williams (7) | Harrower (4) | Smith (13) | 8,845 |
| August 12 | SEATTLE | (L) 66-72 | 10-5 | 3-11 | 13-16 | Jones (16) | Hayden (11) | Jones (6) | Bird (20) | 6,352 |
| August 16 | HOUSTON | (W) 73-62 | 11-5 | 3-11 | 14-16 | Jones (17) | 3 Tied (6) | Jones (6) | Swoopes (21) | 5,920 |
| August 18 | @ Seattle | (L) 60-76 | 11-5 | 3-12 | 14-17 | Ohlde (17) | Williams (14) | Harrower (3) | Jackson (18) | 9,245 |
| August 21 | @ Phoenix | (L) 69-83 | 11-5 | 3-13 | 14-18 | Abrosimova/Ohlde (14) | Mann (9) | Jacobs (5) | Taurasi (17) | 6,310 |
| August 23 | @ Los Angeles | (L) 63-74 | 11-5 | 3-14 | 14-19 | Ohlde (16) | Williams (5) | Jones (4) | Holdsclaw (20) | 8,454 |
| August 27 | SACRAMENTO | (L) 52-61 | 11-6 | 3-14 | 14-20 | Ohlde (18) | Lassiter (7) | 3 Tied (3) | Griffith (17) | 6,722 |



2005 SEASON SUMMARY

| | RECORD | HOME | ROAD | OT |
|----------------|--------|------|------|-----|
| OVERALL | 14-20 | 11-6 | 3-14 | 1-1 |
| EASTERN | 5-7 | 4-2 | 1-5 | 0-1 |
| WESTERN | 9-13 | 7-4 | 2-9 | 1-0 |

TEAM WINNING & LOSING STREAKS:

| | OVERALL | HOME | ROAD |
|-------|---|--|---|
| Long: | Loss (4) Win (4) Loss (5) | Loss (1) Win (6) Loss (0) | Loss (7) Win (0) Loss (7) |
| Last: | Win: August 26 vs. Houston (73-62) Loss: August 23 @ Los Angeles (74-63) | Win: August 26 vs. Houston (73-62) Loss: August 27 vs. Sacramento (52-61) | ----- Loss: August 23 @ Los Angeles (74-63) |


| MONTH | W/L | OFFENSE | VS. OPPONENT | HOME ATTENDANCE |
|--------|-----|----------|--------------|-----------------------|
| May | 3-7 | 70+ 9-2 | .500+ 9-13 | 17 Games |
| June | 3-6 | 70< 5-18 | .500< 5-7 | Total: 113,447 |
| July | 7-5 | | | Average: 6,673 |
| August | 1-2 | | | 12,891 High |

| MARGINS | 1 | 2 | 3 | 4 | 5 | 6 | 7 | 8 | 9 | 10 | 11 | 12 | 13 | 14 | 15 | 16 | 17 | 18 | 19 | 20 | 21 | 22 | 23 | 24 | 25 | 26 | 27 | 28 | 29 | 30+ |
|-----------------|---|---|---|---|---|---|---|---|---|----|----|----|----|----|----|----|----|----|----|----|----|----|----|----|----|----|----|----|----|-----|
| WON BY: | | | 2 | 4 | 1 | 1 | | | | 2 | 1 | | | | | 1 | | 1 | | | 1 | | | | | | | | | |
| LOST BY: | 1 | 1 | 1 | 1 | | 3 | 1 | 1 | 1 | | 1 | 1 | 2 | 2 | 1 | 1 | 1 | | 1 | | | | | | | | | | | |

| At Start Of: | | ROAD | FG% | OVERALL | HOME-ROAD |
|--------------------|---------|------|--------|---------|-----------|
| | | -44% | 6-16 | 4-5 | 2-11 |
| 2nd Quarter | Ahead: | 10-5 | 45-49% | 5-3 | 0-3 |
| | Behind: | 3-15 | 50-54% | 2-1 | 1-0 |
| | Tied: | 1-0 | 55-59% | 0-0 | 0-0 |
| | | +60% | 0-0 | 0-0 | 0-0 |



2004 TEAM ROSTER



| No. | Player | Pos | Ht | Wt | Birthdate | College | Years |
|-----|-------------------------|-----|------|-----|------------------|--------------------|-------|
| 25 | Svetlana Abrosimova | F | 6-2 | 169 | July 9, 1980 | Connecticut '01 | 3 |
| 1 | Tasha Butts | G | 5-11 | 160 | March 10, 1982 | Tennessee '04 | R |
| 12 | Helen Darling | G | 5-6 | 164 | August 29, 1978 | Penn State '00 | 3 |
| 4 | Teresa Edwards | G | 5-11 | 155 | July 19, 1964 | Georgia '86 | 1 |
| 55 | Vanessa Hayden | C | 6-4 | 224 | June 5, 1982 | Florida '04 | R |
| 23 | Amber Jacobs | G | 5-8 | 147 | June 29, 1982 | Boston College '04 | R |
| 24 | Amanda Lassiter | F | 6-1 | 153 | June 9, 1979 | Missouri '01 | 3 |
| 5 | Stacey Lovelace-Tolbert | F | 6-4 | 170 | December 5, 1974 | Purdue '96 | 2 |
| 3 | Nicole Ohlde | F | 6-5 | 175 | March 13, 1982 | Kansas State '04 | R |
| 45 | Gwen Slaughter | F | 6-2 | 181 | July 1, 1980 | Tulane '03 | R |
| 30 | Katie Smith | G | 5-11 | 175 | June 4, 1974 | Ohio State '96 | 5 |
| 31 | Michele Van Gorp | C | 6-6 | 187 | May 10, 1977 | Duke '99 | 5 |
| 20 | Tamika Williams | F | 6-2 | 192 | April 12, 1980 | Connecticut '02 | 2 |

Head Coach: Suzie McConnell Serio (Penn State)

Assistant Coaches: Nancy Darsch (Springfield College), Carolyn Jenkins (California-Berkeley)

2004 STARTING LINEUPS

| Game # | Forward | Forward | Center | Guard | Guard | Rec |
|--------------|------------|----------|--------|---------|---------|-----|
| 1-12 | Lassiter | Williams | Ohlde | Edwards | Smith | 5-7 |
| 13-23 | Smith | Williams | Ohlde | Darling | Edwards | 8-3 |
| 24-30, 32-34 | Abrosimova | Williams | Ohlde | Darling | Edwards | 5-5 |
| 31 | Abrosimova | Ohlde | Hayden | Darling | Edwards | 0-1 |



2004 FINAL STATISTICS

| PLAYER | G | GS | MIN | Field Goals | | | 3-Point FG | | | Free Throws | | | Rebounds | | | AST | PF | DQ | STL | TO | BLK | PTS | AVG |
|------------------|-----------|----|-------------|-------------|-------------|-------------|------------|------------|-------------|-------------|------------|-------------|------------|------------|-------------|------------|------------|-----------|------------|------------|------------|-------------|-------------|
| | | | | FG | FGA | PCT | FG | FGA | PCT | FT | FTA | PCT | OFF | DEF | TOT | | | | | | | | |
| Smith | 23 | 23 | 800 | 137 | 318 | .431 | 60 | 139 | .432 | 98 | 109 | .899 | 17 | 67 | 84 | 52 | 63 | 1 | 23 | 51 | 6 | 432 | 18.8 |
| Ohlde | 34 | 34 | 1018 | 136 | 308 | .442 | 0 | 2 | .000 | 125 | 177 | .706 | 83 | 111 | 194 | 60 | 103 | 1 | 16 | 74 | 45 | 397 | 11.7 |
| Williams | 34 | 33 | 978 | 102 | 189 | .540 | 1 | 4 | .250 | 49 | 87 | .563 | 82 | 123 | 205 | 38 | 65 | 0 | 39 | 66 | 5 | 254 | 7.5 |
| Abrosimova | 22 | 11 | 462 | 49 | 139 | .353 | 20 | 53 | .377 | 28 | 46 | .609 | 17 | 57 | 74 | 45 | 42 | 0 | 30 | 43 | 2 | 146 | 6.6 |
| Edwards | 34 | 34 | 697 | 74 | 200 | .370 | 25 | 85 | .294 | 21 | 30 | .700 | 29 | 61 | 90 | 79 | 37 | 0 | 47 | 93 | 8 | 194 | 5.7 |
| Hayden | 29 | 1 | 350 | 66 | 159 | .415 | 0 | 0 | --- | 21 | 38 | .553 | 23 | 61 | 84 | 7 | 65 | 0 | 7 | 34 | 29 | 153 | 5.3 |
| Darling | 33 | 22 | 707 | 43 | 130 | .331 | 12 | 55 | .218 | 42 | 63 | .667 | 11 | 56 | 67 | 115 | 83 | 0 | 30 | 74 | 4 | 140 | 4.2 |
| Lassiter | 33 | 12 | 563 | 47 | 135 | .348 | 27 | 89 | .303 | 6 | 9 | .667 | 15 | 65 | 80 | 37 | 74 | 0 | 21 | 40 | 22 | 127 | 3.8 |
| Lovelace-Tolbert | 34 | 0 | 388 | 49 | 122 | .402 | 3 | 17 | .176 | 20 | 24 | .833 | 25 | 41 | 66 | 20 | 47 | 0 | 18 | 45 | 9 | 121 | 3.6 |
| Jacobs | 32 | 0 | 391 | 31 | 100 | .310 | 19 | 60 | .317 | 20 | 22 | .909 | 3 | 33 | 36 | 47 | 36 | 0 | 13 | 45 | 0 | 101 | 3.2 |
| Van Gorp | 8 | 0 | 66 | 9 | 19 | .474 | 0 | 1 | .000 | 4 | 8 | .500 | 6 | 7 | 13 | 1 | 8 | 0 | 0 | 7 | 1 | 22 | 2.8 |
| Butts | 30 | 0 | 423 | 24 | 80 | .300 | 10 | 37 | .270 | 18 | 25 | .720 | 21 | 41 | 62 | 25 | 37 | 1 | 13 | 23 | 7 | 76 | 2.5 |
| Slaughter | 3 | 0 | 7 | 0 | 1 | .000 | 0 | 0 | --- | 2 | 2 | 1.000 | 0 | 1 | 1 | 0 | 0 | 0 | 0 | 0 | 1 | 2 | 0.7 |
| LYNX | 34 | | 6850 | 767 | 1900 | .404 | 177 | 542 | .327 | 454 | 640 | .709 | 332 | 724 | 1056 | 526 | 660 | 3 | 257 | 613 | 139 | 2165 | 63.7 |
| OPPONENTS | 34 | | 6850 | 804 | 1972 | .408 | 92 | 330 | .279 | 490 | 669 | .732 | 323 | 713 | 1036 | 508 | 676 | 10 | 333 | 502 | 133 | 2190 | 64.4 |

| PLAYER | Single-Game Highs | | | | | | | Average Per Game | | | | | | | Career Highs (C=Set, T=Tied This Season) | | | | | | |
|------------------|-------------------|-----------|-----------|-----------|-----------|-----------|-----------|------------------|-------------|-------------|-------------|-------------|-------------|-------------|--|-----------|-----------|-----------|-----------|-----------|------------|
| | MIN | REB | AST | ST | TO | BL | PTS | MIN | REB | AST | STL | TO | BLK | PTS | FG | FGA | FT | FTA | REB | AST | PTS |
| Smith | 44 | 7 | 6 | 3 | 5 | 3 | 34 | 34.8 | 3.7 | 2.3 | 1.00 | 2.2 | 0.26 | 18.8 | 13 | 23 | 18 | 19 | 10 | 8 | 46 |
| Ohlde | 39 | 11 | 5 | 2 | 5 | 5 | 21 | 29.9 | 5.7 | 1.8 | 0.47 | 2.2 | 1.32 | 11.7 | 7C | 18C | 9C | 14C | 11C | 5 | 21C |
| Williams | 37 | 11 | 4 | 4 | 5 | 1 | 22 | 28.8 | 6.0 | 1.1 | 1.15 | 1.9 | 0.15 | 7.5 | 9 | 15 | 8C | 11C | 12 | 5 | 22C |
| Abrosimova | 34 | 9 | 6 | 4 | 5 | 1 | 21 | 21.0 | 3.4 | 2.0 | 1.36 | 2.0 | 0.09 | 6.6 | 10 | 23 | 12 | 18 | 15 | 9 | 27 |
| Edwards | 34 | 6 | 7 | 4 | 9 | 1 | 18 | 20.5 | 2.6 | 2.3 | 1.38 | 2.7 | 0.24 | 5.7 | 6T | 13C | 5 | 6 | 8 | 8 | 18C |
| Hayden | 24 | 9 | 2 | 3 | 4 | 4 | 18 | 12.1 | 2.9 | 0.2 | 0.24 | 1.2 | 1.00 | 5.3 | 8C | 18C | 5C | 7C | 9C | 2 | 18C |
| Darling | 38 | 5 | 10 | 5 | 7 | 1 | 14 | 21.4 | 2.0 | 3.5 | 0.91 | 2.2 | 0.12 | 4.2 | 6T | 12 | 8 | 8T | 6 | 10 | 18 |
| Lassiter | 31 | 6 | 5 | 3 | 4 | 2 | 15 | 17.1 | 2.4 | 1.1 | 0.64 | 1.2 | 0.67 | 3.8 | 7T | 13 | 4 | 8 | 13 | 7 | 16 |
| Lovelace-Tolbert | 25 | 10 | 3 | 4 | 6 | 1 | 12 | 11.4 | 1.9 | 0.6 | 0.53 | 1.3 | 0.26 | 3.6 | 6 | 14 | 5 | 7 | 10C | 4 | 14 |
| Jacobs | 30 | 4 | 5 | 3 | 4 | 0 | 11 | 12.2 | 1.1 | 1.5 | 0.41 | 1.4 | 0.00 | 3.2 | 3C | 9C | 3C | 4C | 4C | 5 | 11C |
| Van Gorp | 19 | 3 | 1 | 0 | 2 | 1 | 13 | 8.3 | 1.6 | 0.1 | 0.00 | 0.9 | 0.13 | 2.8 | 8 | 13 | 5 | 6 | 10 | 4 | 18 |
| Butts | 30 | 6 | 4 | 2 | 3 | 1 | 13 | 14.1 | 2.1 | 0.8 | 0.43 | 0.8 | 0.23 | 2.5 | 4C | 7C | 4C | 4C | 6C | 4 | 13C |
| Slaughter | 4 | 1 | 0 | 0 | 0 | 1 | 2 | 2.3 | 0.3 | 0.0 | 0.00 | 0.0 | 0.33 | 0.7 | 0C | 1C | 2C | 2C | 1C | 0 | 2C |
| LYNX | 225 | 42 | 21 | 15 | 26 | 9 | 85 | 201.5 | 31.1 | 15.5 | 7.56 | 18.0 | 4.09 | 63.7 | 32T | 77 | 37 | 45 | 47 | 25 | 95 |
| OPPONENTS | 225 | 40 | 22 | 16 | 23 | 11 | 88 | 201.5 | 30.5 | 14.9 | 9.79 | 14.8 | 3.91 | 64.4 | 35 | 83 | 31 | 37 | 47 | 27 | 100 |



2004 OFFENSIVE GAME-BY-GAME STATISTICS

| Date | Opponent | W/L | G | MIN | Field Goals | | | 3-Point FG | | | Free Throws | | | Rebounds | | | | | PTS | | | |
|------------------------|---------------|-----|-----------|-------------|--------------|-------------|-------------|------------|------------|-------------|-------------|-------------|-------------|------------|--------------|--------------|-------------|-------------|------------|-------------|------------|-------------|
| | | | | | FG | FGA | PCT | FG | FGA | PCT | FT | FTA | PCT | OFF | DEF | TOT | AST | PF | | STL | TO | BLK |
| May 20 | @ Seattle | L | 1 | 200 | 32 | 65 | .492 | 10 | 25 | .400 | 11 | 15 | .733 | 15 | 20 | 35 | 19 | 28 | 12 | 23 | 3 | 85 |
| May 22 | @ Sacramento | W | 1 | 200 | 29 | 63 | .460 | 4 | 20 | .200 | 7 | 10 | .700 | 10 | 22 | 32 | 20 | 17 | 7 | 11 | 2 | 69 |
| May 26 | @ San Antonio | L | 1 | 200 | 18 | 56 | .321 | 0 | 15 | .000 | 8 | 13 | .615 | 14 | 15 | 29 | 11 | 22 | 9 | 17 | 0 | 44 |
| May 28 | WASHINGTON | W | 1 | 200 | 22 | 51 | .431 | 8 | 14 | .571 | 21 | 22 | .955 | 7 | 28 | 35 | 18 | 16 | 8 | 23 | 8 | 73 |
| May 30 | NEW YORK | L | 1 | 200 | 23 | 66 | .348 | 9 | 28 | .321 | 9 | 10 | .900 | 10 | 20 | 30 | 18 | 16 | 8 | 14 | 7 | 64 |
| June 3 | SAN ANTONIO | W | 1 | 200 | 20 | 48 | .417 | 4 | 12 | .333 | 11 | 19 | .579 | 12 | 27 | 39 | 14 | 23 | 9 | 23 | 7 | 55 |
| June 5 | PHOENIX | W | 1 | 200 | 24 | 48 | .500 | 5 | 12 | .417 | 23 | 26 | .885 | 8 | 21 | 29 | 16 | 16 | 3 | 16 | 3 | 76 |
| June 11 | @ Los Angeles | L | 1 | 200 | 18 | 58 | .310 | 5 | 23 | .217 | 14 | 21 | .667 | 9 | 22 | 31 | 12 | 19 | 9 | 15 | 6 | 55 |
| June 17 | SACRAMENTO | L | 1 | 200 | 15 | 46 | .326 | 5 | 16 | .313 | 15 | 21 | .714 | 9 | 15 | 24 | 11 | 20 | 8 | 25 | 5 | 50 |
| June 19 | HOUSTON | W | 1 | 200 | 22 | 47 | .468 | 4 | 12 | .333 | 18 | 22 | .818 | 7 | 28 | 35 | 13 | 15 | 2 | 17 | 5 | 66 |
| June 22 | @ Phoenix | L | 1 | 200 | 17 | 44 | .386 | 0 | 5 | .000 | 12 | 18 | .667 | 8 | 20 | 28 | 7 | 20 | 5 | 22 | 2 | 46 |
| June 24 | @ San Antonio | L | 1 | 200 | 22 | 62 | .355 | 7 | 17 | .412 | 6 | 10 | .600 | 12 | 16 | 28 | 15 | 21 | 8 | 16 | 1 | 57 |
| June 27 | LOS ANGELES | L | 1 | 200 | 20 | 51 | .392 | 5 | 16 | .313 | 22 | 32 | .688 | 11 | 12 | 23 | 16 | 26 | 9 | 18 | 4 | 67 |
| June 30 | HOUSTON | W | 1 | 225 | 21 | 62 | .339 | 5 | 19 | .263 | 11 | 19 | .579 | 11 | 30 | 41 | 9 | 16 | 9 | 19 | 3 | 58 |
| July 3 | DETROIT | W | 1 | 200 | 27 | 60 | .450 | 7 | 15 | .467 | 17 | 23 | .739 | 10 | 19 | 29 | 21 | 15 | 6 | 15 | 6 | 78 |
| July 8 | @ Indiana | L | 1 | 200 | 23 | 52 | .442 | 5 | 14 | .357 | 5 | 7 | .714 | 8 | 18 | 26 | 16 | 16 | 6 | 13 | 4 | 56 |
| July 9 | PHOENIX | W | 1 | 200 | 21 | 55 | .382 | 7 | 16 | .438 | 12 | 15 | .800 | 6 | 24 | 30 | 15 | 18 | 5 | 13 | 3 | 61 |
| July 11 | SACRAMENTO | W | 1 | 225 | 25 | 60 | .417 | 10 | 25 | .400 | 23 | 31 | .742 | 13 | 22 | 35 | 20 | 21 | 2 | 18 | 3 | 83 |
| July 14 | CONNECTICUT | W | 1 | 200 | 23 | 53 | .434 | 3 | 16 | .188 | 17 | 22 | .773 | 10 | 23 | 33 | 19 | 20 | 7 | 17 | 4 | 66 |
| July 15 | @ New York | W | 1 | 200 | 24 | 56 | .429 | 5 | 15 | .333 | 16 | 21 | .762 | 12 | 24 | 36 | 13 | 17 | 6 | 15 | 4 | 69 |
| July 18 | @ Phoenix | W | 1 | 200 | 21 | 54 | .389 | 5 | 14 | .357 | 16 | 24 | .667 | 8 | 18 | 26 | 13 | 21 | 9 | 16 | 2 | 63 |
| July 22 | @ Connecticut | W | 1 | 200 | 25 | 64 | .391 | 9 | 18 | .500 | 9 | 16 | .563 | 14 | 28 | 42 | 14 | 16 | 3 | 12 | 8 | 68 |
| July 23 | @ Washington | L | 1 | 200 | 18 | 52 | .346 | 2 | 13 | .154 | 23 | 25 | .920 | 8 | 27 | 35 | 12 | 25 | 5 | 21 | 5 | 61 |
| July 28 | SAN ANTONIO | W | 1 | 200 | 24 | 50 | .480 | 3 | 13 | .231 | 15 | 27 | .556 | 10 | 19 | 29 | 18 | 12 | 15 | 18 | 3 | 66 |
| July 30 | SEATTLE | L | 1 | 200 | 17 | 58 | .293 | 4 | 16 | .250 | 17 | 22 | .773 | 9 | 23 | 32 | 15 | 15 | 7 | 18 | 5 | 55 |
| August 1 | @ Detroit | W | 1 | 200 | 23 | 53 | .434 | 5 | 14 | .357 | 8 | 12 | .667 | 4 | 26 | 30 | 16 | 27 | 8 | 25 | 1 | 59 |
| September 1 | @ Houston | W | 1 | 200 | 26 | 54 | .481 | 7 | 16 | .438 | 13 | 17 | .765 | 5 | 21 | 26 | 16 | 26 | 10 | 17 | 2 | 72 |
| September 3 | INDIANA | L | 1 | 200 | 23 | 66 | .348 | 4 | 16 | .250 | 11 | 17 | .647 | 11 | 23 | 34 | 15 | 22 | 10 | 16 | 1 | 61 |
| September 8 | CHARLOTTE | L | 1 | 200 | 24 | 62 | .387 | 3 | 16 | .188 | 17 | 26 | .654 | 11 | 15 | 26 | 18 | 23 | 8 | 13 | 4 | 68 |
| September 10 | SEATTLE | W | 1 | 200 | 24 | 52 | .462 | 6 | 16 | .375 | 10 | 18 | .556 | 8 | 19 | 27 | 16 | 15 | 11 | 26 | 9 | 64 |
| September 11 | @ Charlotte | L | 1 | 200 | 20 | 51 | .392 | 4 | 14 | .286 | 6 | 12 | .500 | 13 | 17 | 30 | 15 | 23 | 10 | 25 | 4 | 50 |
| September 14 | @ Houston | L | 1 | 200 | 26 | 62 | .419 | 3 | 14 | .214 | 4 | 9 | .444 | 13 | 16 | 29 | 20 | 15 | 9 | 18 | 3 | 59 |
| September 17 | @ Los Angeles | W | 1 | 200 | 27 | 65 | .415 | 8 | 15 | .533 | 16 | 20 | .800 | 6 | 30 | 36 | 21 | 17 | 4 | 15 | 2 | 78 |
| September 19 | @ Sacramento | L | 1 | 200 | 23 | 54 | .426 | 6 | 12 | .500 | 11 | 18 | .611 | 10 | 16 | 26 | 14 | 21 | 10 | 23 | 5 | 63 |
| Season Totals | | | 34 | 6850 | 767 | 1900 | .404 | 177 | 542 | .327 | 454 | 640 | .709 | 332 | 724 | 1056 | 526 | 660 | 257 | 613 | 139 | 2165 |
| Season Averages | | | | | 201.5 | 22.6 | 55.9 | | 5.2 | 15.9 | | 13.4 | 18.8 | | 9.821 | 331.1 | 15.5 | 19.4 | 7.6 | 18.0 | 4.1 | 63.7 |



2004 DEFENSIVE GAME-BY-GAME STATISTICS

| Date | Opponent | W/L | G | MIN | Field Goals | | | 3-Point FG | | | Free Throws | | | Rebounds | | | | | | | PTS | |
|------------------------|---------------|-----|-----------|--------------|-------------|-------------|-------------|------------|------------|-------------|-------------|-------------|-------------|------------|-------------|-------------|-------------|-------------|------------|-------------|------------|-------------|
| | | | | | FG | FGA | PCT | FG | FGA | PCT | FT | FTA | PCT | OFF | DEF | TOT | AST | PF | STL | TO | | BLK |
| May 20 | @ Seattle | L | 1 | 200 | 28 | 59 | .475 | 8 | 14 | .571 | 24 | 35 | .686 | 11 | 17 | 28 | 16 | 19 | 15 | 20 | 2 | 88 |
| May 22 | @ Sacramento | W | 1 | 200 | 26 | 63 | .413 | 1 | 10 | .100 | 8 | 11 | .727 | 12 | 18 | 30 | 7 | 18 | 7 | 12 | 5 | 61 |
| May 26 | @ San Antonio | L | 1 | 200 | 22 | 51 | .431 | 2 | 4 | .500 | 10 | 18 | .556 | 12 | 23 | 35 | 11 | 17 | 12 | 17 | 11 | 56 |
| May 28 | WASHINGTON | W | 1 | 200 | 27 | 74 | .365 | 3 | 18 | .167 | 5 | 7 | .714 | 12 | 19 | 31 | 13 | 21 | 11 | 13 | 5 | 62 |
| May 30 | NEW YORK | L | 1 | 200 | 27 | 59 | .458 | 4 | 10 | .400 | 10 | 13 | .769 | 6 | 28 | 34 | 21 | 13 | 7 | 16 | 4 | 68 |
| June 3 | SAN ANTONIO | W | 1 | 200 | 15 | 58 | .259 | 1 | 5 | .200 | 16 | 22 | .727 | 11 | 20 | 31 | 10 | 20 | 14 | 16 | 2 | 47 |
| June 5 | PHOENIX | W | 1 | 200 | 26 | 55 | .473 | 1 | 10 | .100 | 15 | 20 | .750 | 7 | 12 | 19 | 18 | 25 | 10 | 10 | 0 | 68 |
| June 11 | @ Los Angeles | L | 1 | 200 | 28 | 68 | .412 | 6 | 10 | .600 | 7 | 13 | .538 | 10 | 30 | 40 | 21 | 20 | 7 | 15 | 4 | 69 |
| June 17 | SACRAMENTO | L | 1 | 200 | 22 | 66 | .333 | 2 | 13 | .154 | 14 | 18 | .778 | 13 | 19 | 32 | 13 | 19 | 16 | 16 | 2 | 60 |
| June 19 | HOUSTON | W | 1 | 200 | 23 | 62 | .371 | 2 | 7 | .286 | 10 | 16 | .625 | 8 | 17 | 25 | 14 | 19 | 10 | 7 | 2 | 58 |
| June 22 | @ Phoenix | L | 1 | 200 | 26 | 58 | .448 | 4 | 17 | .235 | 13 | 20 | .650 | 12 | 18 | 30 | 14 | 20 | 16 | 11 | 6 | 69 |
| June 24 | @ San Antonio | L | 1 | 200 | 24 | 48 | .500 | 3 | 5 | .600 | 19 | 25 | .760 | 9 | 24 | 33 | 14 | 16 | 12 | 13 | 8 | 70 |
| June 27 | LOS ANGELES | L | 1 | 200 | 29 | 57 | .509 | 2 | 6 | .333 | 23 | 29 | .793 | 11 | 21 | 32 | 21 | 27 | 11 | 17 | 4 | 83 |
| June 30 | HOUSTON | W | 1 | 225 | 20 | 62 | .323 | 3 | 12 | .250 | 7 | 13 | .538 | 7 | 28 | 35 | 15 | 20 | 8 | 16 | 7 | 50 |
| July 3 | DETROIT | W | 1 | 200 | 26 | 60 | .433 | 4 | 7 | .571 | 14 | 16 | .875 | 9 | 18 | 27 | 20 | 22 | 9 | 13 | 3 | 70 |
| July 8 | @ Indiana | L | 1 | 200 | 18 | 50 | .360 | 1 | 10 | .100 | 21 | 22 | .955 | 11 | 18 | 29 | 15 | 13 | 9 | 10 | 5 | 58 |
| July 9 | PHOENIX | W | 1 | 200 | 21 | 56 | .375 | 6 | 13 | .462 | 11 | 18 | .611 | 6 | 24 | 30 | 17 | 22 | 5 | 13 | 4 | 59 |
| July 11 | SACRAMENTO | W | 1 | 225 | 27 | 58 | .466 | 1 | 8 | .125 | 18 | 24 | .750 | 8 | 16 | 24 | 19 | 29 | 9 | 10 | 2 | 73 |
| July 14 | CONNECTICUT | W | 1 | 200 | 23 | 66 | .348 | 2 | 10 | .200 | 15 | 21 | .714 | 17 | 18 | 35 | 12 | 20 | 10 | 16 | 3 | 63 |
| July 15 | @ New York | W | 1 | 200 | 23 | 58 | .397 | 4 | 15 | .267 | 16 | 19 | .842 | 9 | 20 | 29 | 14 | 18 | 8 | 14 | 7 | 66 |
| July 18 | @ Phoenix | W | 1 | 200 | 19 | 47 | .404 | 3 | 15 | .200 | 19 | 22 | .864 | 7 | 19 | 26 | 7 | 21 | 6 | 17 | 6 | 60 |
| July 22 | @ Connecticut | W | 1 | 200 | 21 | 66 | .318 | 2 | 13 | .154 | 8 | 12 | .667 | 14 | 20 | 34 | 11 | 14 | 4 | 8 | 4 | 56 |
| July 23 | @ Washington | L | 1 | 200 | 21 | 60 | .350 | 0 | 2 | .000 | 23 | 35 | .657 | 14 | 20 | 34 | 8 | 22 | 9 | 13 | 3 | 65 |
| July 28 | SAN ANTONIO | W | 1 | 200 | 23 | 52 | .442 | 2 | 6 | .333 | 5 | 6 | .833 | 4 | 19 | 23 | 13 | 26 | 7 | 20 | 1 | 53 |
| July 30 | SEATTLE | L | 1 | 200 | 27 | 61 | .443 | 4 | 11 | .364 | 12 | 14 | .857 | 6 | 30 | 36 | 18 | 23 | 11 | 15 | 5 | 70 |
| August 1 | @ Detroit | W | 1 | 200 | 22 | 59 | .373 | 0 | 4 | .000 | 14 | 26 | .538 | 11 | 21 | 32 | 16 | 21 | 8 | 17 | 2 | 58 |
| September 1 | @ Houston | W | 1 | 200 | 19 | 51 | .373 | 0 | 5 | .000 | 26 | 31 | .839 | 8 | 25 | 33 | 12 | 19 | 7 | 15 | 1 | 64 |
| September 3 | INDIANA | L | 1 | 200 | 22 | 51 | .431 | 3 | 7 | .429 | 22 | 28 | .786 | 9 | 30 | 39 | 18 | 18 | 9 | 23 | 6 | 69 |
| September 8 | CHARLOTTE | L | 1 | 200 | 25 | 46 | .543 | 4 | 14 | .286 | 18 | 28 | .643 | 3 | 24 | 27 | 18 | 24 | 6 | 17 | 3 | 72 |
| September 10 | SEATTLE | W | 1 | 200 | 24 | 61 | .393 | 2 | 12 | .167 | 11 | 12 | .917 | 10 | 18 | 28 | 17 | 25 | 16 | 21 | 4 | 61 |
| September 11 | @ Charlotte | L | 1 | 200 | 22 | 47 | .468 | 5 | 11 | .455 | 11 | 20 | .550 | 6 | 16 | 22 | 15 | 17 | 13 | 17 | 4 | 60 |
| September 14 | @ Houston | L | 1 | 200 | 27 | 60 | .450 | 4 | 10 | .400 | 12 | 16 | .750 | 11 | 20 | 31 | 12 | 10 | 9 | 14 | 4 | 70 |
| September 17 | @ Los Angeles | W | 1 | 200 | 26 | 69 | .377 | 2 | 10 | .200 | 12 | 14 | .857 | 9 | 24 | 33 | 22 | 20 | 10 | 12 | 2 | 66 |
| September 19 | @ Sacramento | L | 1 | 200 | 25 | 54 | .463 | 1 | 6 | .167 | 21 | 25 | .840 | 10 | 19 | 29 | 16 | 18 | 12 | 18 | 2 | 72 |
| Season Totals | | | 34 | 6850 | 804 | 1972 | .408 | 92 | 330 | .279 | 490 | 669 | .732 | 323 | 713 | 1036 | 508 | 676 | 333 | 502 | 133 | 2190 |
| Season Averages | | | | 201.5 | 23.6 | 58.0 | | 2.7 | 9.7 | | 14.4 | 19.7 | | 9.5 | 21.0 | 30.5 | 14.9 | 19.9 | 9.8 | 14.8 | 3.9 | 64.4 |



2004 DAY-BY-DAY STATISTICS

| Date | Opponent | Score | Home | Road | Total | High Scoring | High Rebounds | High Assists | Opponent Scoring | Attendance |
|--------------|---------------|----------------|------|------|-------|--------------------|-------------------------------|---------------------|----------------------|------------|
| May 20 | @ Seattle | (L) 85-88 | 0-0 | 0-1 | 0-1 | Edwards/Smith (17) | Ohlde (10) | Edwards (7) | Jackson (31) | 6,624 |
| May 22 | @ Sacramento | (W) 69-61 | 0-0 | 1-1 | 1-1 | Smith (22) | Williams (10) | Edwards (7) | Walker (19) | 17,317 |
| May 26 | @ San Antonio | (L) 44-56 | 0-0 | 1-2 | 1-2 | Ohlde (14) | Ohlde (9) | Edwards (5) | Ferdinand (17) | 6,517 |
| May 28 | WASHINGTON | (W) 73-62 | 1-0 | 1-2 | 2-2 | Smith (28) | Williams (9) | Edwards (6) | Holdscraw (16) | 6,361 |
| May 30 | NEW YORK | (L) 64-68 | 1-1 | 1-2 | 2-3 | Smith (20) | Williams (9) | Lassiter (5) | Baranova (16) | 6,009 |
| June 3 | SAN ANTONIO | (W) 55-47 | 2-1 | 1-2 | 3-3 | Smith (15) | Ohlde (9) | Smith (4) | Thomas (12) | 6,011 |
| June 5 | PHOENIX | (W) 76-68 | 3-1 | 1-2 | 4-3 | Williams (22) | Williams (10) | Edwards (6) | Pierson (15) | 6,321 |
| June 11 | @ Los Angeles | (L) 55-69 | 3-1 | 1-3 | 4-4 | Smith (18) | Ohlde (10) | Ohlde (4) | Leslie (19) | 9,298 |
| June 17 | SACRAMENTO | (L) 50-60 | 3-2 | 1-3 | 4-5 | Smith (16) | Smith (5) | Edwards (3) | Griffith (13) | 4,122 |
| June 19 | HOUSTON | (W) 66-58 | 4-2 | 1-3 | 5-5 | Smith (22) | Williams (11) | Smith/Ohlde (5) | Swoopes (18) | 5,879 |
| June 22 | @ Phoenix | (L) 46-69 | 4-2 | 1-4 | 5-6 | Hayden (10) | Ohlde (7) | 3 Tied (2) | Taurasi (18) | 6,292 |
| June 24 | @ San Antonio | (L) 57-70 | 4-2 | 1-5 | 5-7 | Smith (18) | Williams (11) | Darling (6) | 3 Tied (13) | 8,248 |
| June 27 | LOS ANGELES | (L) 67-83 | 4-3 | 1-5 | 5-8 | Ohlde (19) | Ohlde (9) | Butts (4) | Mabika (20) | 7,123 |
| June 30 | HOUSTON | (W) 58-50 (OT) | 5-3 | 1-5 | 6-8 | Smith (23) | Williams (9) | Edwards (3) | Berthieu (11) | 4,722 |
| July 3 | DETROIT | (W) 78-70 | 6-3 | 1-5 | 7-8 | Smith (27) | Darling/Ohlde (5) | Darling (9) | M.Jones (16) | 4,786 |
| July 8 | @ Indiana | (L) 56-58 | 6-3 | 1-6 | 7-9 | Smith (18) | Williams (8) | Darling (8) | Catchings (17) | 6,112 |
| July 9 | PHOENIX | (W) 61-59 | 7-3 | 1-6 | 8-9 | Smith (10) | Williams/Lovelace-Tolbert (6) | Darling/Jacobs (4) | DeForge (25) | 6,030 |
| July 11 | SACRAMENTO | (W) 83-73 (OT) | 8-3 | 1-6 | 9-9 | Smith (34) | Hayden (7) | 3 Tied (4) | Smith (19) | 6,324 |
| July 14 | CONNECTICUT | (W) 66-63 | 9-3 | 1-6 | 10-9 | Ohlde (21) | Ohlde (11) | Darling (5) | Whalen (18) | 16,227 |
| July 15 | @ New York | (W) 69-66 | 9-3 | 2-6 | 11-9 | Smith (12) | Hayden/Williams (7) | Darling/Edwards (3) | Robinson (17) | 12,799 |
| July 18 | @ Phoenix | (W) 63-60 | 9-3 | 3-6 | 12-9 | Smith (33) | Williams (8) | 3 Tied (2) | P.Taylor (20) | 6,567 |
| July 22 | @ Connecticut | (W) 68-52 | 9-3 | 4-6 | 13-9 | Smith (27) | Williams (10) | Jacobs/Ohlde (3) | Palmer (10) | 7,118 |
| July 23 | @ Washington | (L) 61-65 | 9-3 | 4-7 | 13-10 | Smith (19) | Ohlde (6) | Darling (4) | Beard (23) | 12,648 |
| July 28 | SAN ANTONIO | (W) 66-53 | 10-3 | 4-7 | 14-10 | Williams (13) | Abrosimova (6) | Darling (4) | Goodson/Randall (10) | 8,111 |
| July 30 | SEATTLE | (L) 55-70 | 10-4 | 4-7 | 14-11 | Hayden (12) | Abrosimova (9) | 3 Tied (3) | Lennox (23) | 8,788 |
| August 1 | @ Detroit | (W) 59-58 | 10-4 | 5-7 | 15-11 | Abrosimova (12) | Williams (9) | Darling (8) | Cash (16) | 10,568 |
| September 1 | @ Houston | (W) 72-64 | 10-4 | 6-7 | 16-11 | Ohlde (16) | Lassiter/Ohlde (5) | Darling (8) | Swoopes (22) | 7,160 |
| September 3 | INDIANA | (L) 61-69 | 10-5 | 6-7 | 16-12 | Ohlde (13) | Williams (10) | Abrosimova (4) | Schumacher (13) | 13,560 |
| September 8 | CHARLOTTE | (L) 68-72 | 10-6 | 6-7 | 16-13 | Ohlde (19) | Ohlde (8) | Jacobs (5) | 3 Tied (17) | 4,332 |
| September 10 | SEATTLE | (W) 64-61 | 11-6 | 6-7 | 17-13 | Edwards (18) | Williams (8) | Darling (10) | Bird (15) | 11,402 |
| September 11 | @ Charlotte | (L) 50-60 | 11-6 | 6-8 | 17-14 | Hayden (18) | Lovelace-Tolbert (1) | Lassiter (5) | Smith-Taylor (13) | 8,043 |
| September 14 | @ Houston | (L) 59-70 | 11-6 | 6-9 | 17-15 | Ohlde (15) | Ohlde (8) | Abrosimova (6) | Thompson (27) | 6,894 |
| September 17 | @ Los Angeles | (W) 78-66 | 11-6 | 7-9 | 18-15 | Ohlde (19) | Hayden (9) | 3 Tied (4) | Whitmore (18) | 9,642 |
| September 19 | @ Sacramento | (L) 63-72 | 11-6 | 7-10 | 18-16 | Abrosimova (21) | Ohlde (7) | Darling (7) | Griffith (18) | 9,875 |



2004 SEASON SUMMARY

| | RECORD | HOME | ROAD | OT |
|----------------|--------|------|------|-----|
| OVERALL | 18-16 | 11-6 | 7-10 | 2-0 |
| EASTERN | 6-6 | 3-3 | 3-3 | |
| WESTERN | 12-10 | 8-3 | 4-7 | 2-0 |

TEAM WINNING & LOSING STREAKS:

| | OVERALL | HOME | ROAD |
|-------|--|--|--|
| Long: | Loss (1) Win (6) Loss (3) | Win (1) Win (6) Loss (3) | Loss (1) Win (3) Loss (5) |
| Last: | Win: September 17 @ Los Angeles (78-66) Loss: September 19 @ Sacramento (63-72) | Win: September 10 vs. Seattle (64-61) Loss: September 8 vs. Charlotte (68-72) | Win: September 17 @ Los Angeles (78-66) Loss: September 19 @ Sacramento (63-72) |


| MONTH | W/L | OFFENSE | DEFENSE | VS. OPPONENT | HOME ATTENDANCE |
|--------|-----|------------|-----------|--------------|-----------------------|
| May | 2-3 | 70 + 6-1 | 70 + 2-7 | .500 + 11-8 | 17 Games |
| June | 4-5 | 70 < 12-15 | 70 + 16-9 | .500 + 7-7 | Total: 126,108 |
| July | 8-3 | | | | Average: 7,410 |
| August | 1-0 | | | | 16,227 High |

| MARGINS | 1 | 2 | 3 | 4 | 5 | 6 | 7 | 8 | 9 | 10 | 11 | 12 | 13 | 14 | 15 | 16 | 17 | 18 | 19 | 20 | 21 | 22 | 23 | 24 | 25 | 26 | 27 | 28 | 29 | 30+ |
|-----------------|---|---|---|---|---|---|---|---|---|----|----|----|----|----|----|----|----|----|----|----|----|----|----|----|----|----|----|----|----|-----|
| WON BY: | 1 | 1 | 4 | | | | | 7 | | 1 | 1 | 1 | 1 | | | 1 | | | | | | | | | | | | | | |
| LOST BY: | | 1 | 1 | 3 | | | | 1 | 1 | 2 | 1 | 1 | 1 | 1 | 1 | 1 | | | | | | | 1 | | | | | | | |

| At Start Of: | | OVERALL | HOME | ROAD | ROAD | FG% | OVERALL | HOME-ROAD |
|-----------------|---------|---------|------|------|--------|-------|---------|-----------|
| 2nd Half | Ahead: | 9-2 | 5-0 | 4-2 | -44% | 12-15 | 7-6 | 5-9 |
| | Behind: | 8-14 | 5-6 | 3-8 | 45-49% | 5-1 | 3-0 | 2-1 |
| | Tied: | 1-0 | 1-0 | 0-0 | 55-59% | 1-0 | 1-0 | 0 |
| | | | | | 55-59% | 0-0 | 0-0 | 0-0 |
| | | | | | +60% | 0-0 | 0-0 | 0-0 |



2003 TEAM ROSTER



| No. | Player | Pos | Ht | Wt | Birthdate | College | Years |
|-----|---------------------|-----|------|-----|------------------|--------------------|-------|
| 25 | Svetlana Abrosimova | F | 6-2 | 169 | July 9, 1980 | Connecticut '01 | 2 |
| 40 | Jordan Adams | C | 6-3 | 180 | May 24, 1981 | New Mexico '03 | R |
| 33 | Janell Burse | C | 6-5 | 199 | May 19, 1979 | Tulane '01 | 2 |
| 4 | Teresa Edwards | G | 5-11 | 155 | July 19, 1964 | Georgia '86 | R |
| 32 | Shaunzinski Gortman | G | 6-1 | 156 | December 7, 1979 | South Carolina '02 | 1 |
| 8 | Kristi Harrower | G | 5-4 | 139 | March 4, 1975 | Australia | 4 |
| 55 | Sheri Sam | F | 6-0 | 160 | May 5, 1974 | Vanderbilt '96 | 4 |
| 23 | Georgia Schweitzer | G | 6-0 | 160 | January 31, 1979 | Duke '01 | 2 |
| 30 | Katie Smith | G | 5-11 | 167 | June 4, 1974 | Ohio State '96 | 4 |
| 31 | Michele Van Gorp | C | 6-6 | 178 | May 10, 1977 | Duke '99 | 4 |
| 20 | Tamika Williams | F | 6-2 | 205 | April 12, 1980 | Connecticut '02 | 1 |

Head Coach: Suzie McConnell Serio (Penn State)

Assistant Coaches: Nancy Darsch (Springfield College), Carolyn Jenkins (California-Berkeley)

2003 STARTING LINEUPS

| Game #s | Forward | Forward | Center | Guard | Guard | Rec |
|---------|------------|------------|----------|---------|-------|------|
| 1-19 | Sam | Abrosimova | Williams | Edwards | Smith | 10-9 |
| 20 | Sam | Williams | Van Gorp | Edwards | Smith | 1-0 |
| 21-28 | Sam | Williams | Burse | Edwards | Smith | 4-4 |
| 29-34 | Abrosimova | Williams | Burse | Edwards | Smith | 3-3 |



2003 FINAL STATISTICS

| PLAYER | G | GS | MIN | Field Goals | | | 3-Point FG | | | Free Throws | | | Rebounds | | | AST | PF | DQ | STL | TO | BLK | PTS | AVG |
|------------------|-----------|----|-------------|-------------|-------------|-------------|------------|------------|-------------|-------------|------------|-------------|------------|------------|-------------|------------|------------|-----------|------------|------------|------------|-------------|-------------|
| | | | | FG | FGA | PCT | FG | FGA | PCT | FT | FTA | PCT | OFF | DEF | TOT | | | | | | | | |
| Smith | 34 | 34 | 1185 | 208 | 455 | .457 | 78 | 200 | .390 | 126 | 143 | .881 | 40 | 98 | 138 | 84 | 112 | 2 | 25 | 67 | 6 | 620 | 18.2 |
| Sam | 34 | 28 | 953 | 138 | 360 | .383 | 24 | 73 | .329 | 74 | 105 | .705 | 46 | 96 | 142 | 88 | 70 | 0 | 38 | 48 | 6 | 374 | 11.0 |
| Abrosimova | 30 | 25 | 792 | 112 | 285 | .393 | 25 | 82 | .305 | 69 | 98 | .704 | 44 | 97 | 141 | 82 | 79 | 0 | 44 | 90 | 11 | 318 | 10.6 |
| Williams | 34 | 34 | 1121 | 129 | 193 | .668 | 0 | 2 | .000 | 45 | 93 | .484 | 92 | 117 | 209 | 44 | 78 | 0 | 34 | 58 | 10 | 303 | 8.9 |
| Burse | 29 | 14 | 438 | 76 | 155 | .490 | 0 | 2 | .000 | 54 | 70 | .771 | 40 | 68 | 108 | 19 | 81 | 2 | 13 | 42 | 28 | 206 | 7.1 |
| Van Gorp | 31 | 1 | 528 | 70 | 162 | .432 | 0 | 1 | .000 | 35 | 52 | .673 | 32 | 75 | 107 | 17 | 87 | 2 | 10 | 56 | 20 | 175 | 5.6 |
| Edwards | 34 | 34 | 854 | 63 | 168 | .375 | 24 | 80 | .300 | 31 | 40 | .775 | 24 | 81 | 105 | 148 | 60 | 0 | 41 | 92 | 11 | 181 | 5.3 |
| Adams | 10 | 0 | 96 | 13 | 33 | .394 | 5 | 12 | .417 | 2 | 2 | 1.000 | 10 | 13 | 23 | 4 | 10 | 0 | 2 | 10 | 3 | 33 | 3.3 |
| Harrower | 31 | 0 | 499 | 32 | 87 | .368 | 16 | 43 | .372 | 8 | 13 | .615 | 9 | 30 | 39 | 72 | 15 | 0 | 18 | 39 | 3 | 88 | 2.8 |
| Gortman | 25 | 0 | 200 | 21 | 49 | .429 | 5 | 20 | .250 | 3 | 4 | .750 | 9 | 23 | 32 | 14 | 25 | 0 | 11 | 20 | 1 | 50 | 2.0 |
| Schweitzer | 16 | 0 | 118 | 6 | 17 | .353 | 3 | 9 | .333 | 0 | 0 | --- | 7 | 11 | 18 | 7 | 6 | 0 | 3 | 8 | 1 | 15 | 0.9 |
| LYNX | 34 | | 6850 | 875 | 1978 | .442 | 180 | 524 | .344 | 450 | 624 | .721 | 361 | 718 | 1079 | 580 | 634 | 6 | 242 | 558 | 101 | 2380 | 70.0 |
| OPPONENTS | 34 | | 6850 | 878 | 2067 | .425 | 141 | 446 | .316 | 473 | 633 | .747 | 337 | 652 | 989 | 528 | 666 | 10 | 271 | 471 | 126 | 2380 | 69.7 |

| PLAYER | Single-Game Highs | | | | | | | Average Per Game | | | | | | | Career Highs (C=Set, T=Tied This Season) | | | | | | |
|------------------|-------------------|-----------|-----------|-----------|-----------|-----------|-----------|------------------|-------------|-------------|-------------|-------------|-------------|-------------|--|------------|-----------|------------|-----------|------------|------------|
| | MIN | REB | AST | ST | TO | BL | PTS | MIN | REB | AST | STL | TO | BLK | PTS | FG | FGA | FT | FTA | REB | AST | PTS |
| Smith | 41 | 8 | 6 | 3 | 6 | 2 | 34 | 34.9 | 4.1 | 2.5 | 0.74 | 2.0 | 0.18 | 18.2 | 13 | 23 | # | 19 | 10 | 8 | 46 |
| Sam | 38 | 9 | 8 | 3 | 4 | 2 | 20 | 28.0 | 4.2 | 2.6 | 1.12 | 1.4 | 0.18 | 11.0 | 12 | 26 | 7T | 10 | 10 | 8C | 27 |
| Abrosimova | 36 | 10 | 9 | 4 | 7 | 2 | 23 | 26.4 | 4.7 | 2.7 | 1.47 | 3.0 | 0.37 | 10.6 | 10 | 23 | 10 | 18 | 15 | 9C | 27 |
| Williams | 38 | 12 | 5 | 3 | 6 | 2 | 16 | 33.0 | 6.1 | 1.3 | 1.00 | 1.7 | 0.29 | 8.9 | 9 | 15 | 6 | 8T | 12T | 5C | 19 |
| Burse | 34 | 12 | 4 | 4 | 5 | 5 | 21 | 15.1 | 3.7 | 0.7 | 0.45 | 1.4 | 0.97 | 7.1 | 9C | 17C | 6T | 7 | 12C | 4C | 21C |
| Van Gorp | 31 | 10 | 3 | 1 | 6 | 2 | 17 | 17.0 | 3.5 | 0.5 | 0.32 | 1.8 | 0.65 | 5.6 | 8 | 13C | 5T | 6T | 10C | 4 | 18 |
| Edwards | 32 | 8 | 8 | 6 | 6 | 2 | 15 | 25.1 | 3.1 | 4.4 | 1.21 | 2.7 | 0.32 | 5.3 | 6C | 10C | 5C | 6C | 8C | 8C | 15C |
| Adams | 30 | 10 | 2 | 1 | 4 | 1 | 13 | 9.6 | 2.3 | 0.4 | 0.20 | 1.0 | 0.30 | 3.3 | 4C | 10C | 2C | 2C | 10C | 2C | 13C |
| Harrower | 26 | 4 | 7 | 2 | 3 | 1 | 10 | 16.1 | 1.3 | 2.3 | 0.58 | 1.3 | 0.10 | 2.8 | 5 | 9 | 10 | 12 | 6 | 9 | 20 |
| Gortman | 23 | 5 | 2 | 2 | 3 | 1 | 11 | 8.0 | 1.3 | 0.6 | 0.44 | 0.8 | 0.04 | 2.0 | 5 | 11 | 2T | 3 | 6 | 2T | 14 |
| Schweitzer | 19 | 6 | 2 | 1 | 3 | 1 | 5 | 7.4 | 1.1 | 0.4 | 0.19 | 0.5 | 0.06 | 0.9 | 7 | 14 | 4 | 4 | 8 | 6 | 17 |
| LYNX | 225 | 41 | 23 | 14 | 27 | 8 | 85 | 201.5 | 31.7 | 17.1 | 7.12 | 16.4 | 2.97 | 70.0 | 32T | 77C | 37 | 45C | 47 | 25 | 95 |
| OPPONENTS | 225 | 46 | 27 | 18 | 21 | 10 | 88 | 201.5 | 29.1 | 15.5 | 7.97 | 13.9 | 3.71 | 69.7 | 35 | 83 | 31 | 37 | 47 | 27C | 100 |



2003 OFFENSIVE GAME-BY-GAME STATISTICS

| Date | Opponent | W/L | G | MIN | Field Goals | | | 3-Point FG | | | Free Throws | | | Rebounds | | | | | | | PTS | |
|------------------------|---------------|-----|-----------|--------------|-------------|-------------|-------------|------------|-------------|-------------|-------------|-------------|-------------|-------------|-------------|-------------|-------------|-------------|------------|-------------|------------|-------------|
| | | | | | FG | FGA | PCT | FG | FGA | PCT | FT | FTA | PCT | OFF | DEF | TOT | AST | PF | STL | TO | | BLK |
| May 24 | SACRAMENTO | W | 1 | 200 | 26 | 51 | .510 | 6 | 13 | .462 | 14 | 22 | .636 | 6 | 26 | 32 | 18 | 15 | 8 | 21 | 5 | 72 |
| May 28 | LOS ANGELES | L | 1 | 200 | 28 | 64 | .438 | 10 | 29 | .345 | 14 | 17 | .824 | 8 | 18 | 26 | 23 | 18 | 8 | 14 | 1 | 80 |
| May 30 | @ San Antonio | W | 1 | 200 | 28 | 72 | .389 | 4 | 15 | .267 | 15 | 21 | .714 | 14 | 21 | 35 | 18 | 13 | 11 | 9 | 1 | 75 |
| June 1 | HOUSTON | W | 1 | 225 | 24 | 62 | .387 | 6 | 20 | .300 | 14 | 18 | .778 | 13 | 18 | 31 | 17 | 21 | 12 | 17 | 4 | 68 |
| June 6 | NEW YORK | L | 1 | 200 | 24 | 60 | .400 | 4 | 24 | .167 | 8 | 14 | .571 | 13 | 12 | 25 | 18 | 13 | 5 | 13 | 0 | 60 |
| June 10 | @ Los Angeles | L | 1 | 200 | 30 | 56 | .536 | 4 | 10 | .400 | 11 | 19 | .579 | 7 | 18 | 25 | 23 | 15 | 7 | 12 | 5 | 75 |
| June 12 | @ Sacramento | L | 1 | 200 | 20 | 55 | .364 | 2 | 10 | .200 | 13 | 21 | .619 | 12 | 17 | 29 | 10 | 21 | 3 | 20 | 1 | 55 |
| June 14 | @ Seattle | W | 1 | 200 | 30 | 63 | .476 | 9 | 17 | .529 | 8 | 14 | .571 | 13 | 20 | 33 | 14 | 11 | 3 | 8 | 2 | 77 |
| June 17 | HOUSTON | L | 1 | 200 | 26 | 58 | .448 | 4 | 18 | .222 | 12 | 19 | .632 | 12 | 13 | 25 | 18 | 18 | 7 | 9 | 5 | 68 |
| June 20 | @ Charlotte | L | 1 | 200 | 28 | 63 | .444 | 5 | 16 | .313 | 11 | 17 | .647 | 14 | 13 | 27 | 16 | 23 | 12 | 15 | 0 | 72 |
| June 21 | INDIANA | W | 1 | 200 | 21 | 61 | .344 | 3 | 14 | .214 | 21 | 28 | .750 | 15 | 22 | 37 | 14 | 17 | 9 | 15 | 3 | 66 |
| June 27 | PHOENIX | W | 1 | 200 | 26 | 51 | .510 | 8 | 16 | .500 | 7 | 9 | .778 | 8 | 23 | 31 | 20 | 15 | 11 | 27 | 4 | 67 |
| June 29 | @ Washington | W | 1 | 200 | 23 | 50 | .460 | 5 | 15 | .333 | 8 | 12 | .667 | 7 | 27 | 34 | 12 | 16 | 7 | 20 | 8 | 59 |
| July 1 | @ Houston | L | 1 | 200 | 24 | 45 | .533 | 4 | 14 | .286 | 17 | 21 | .810 | 4 | 21 | 25 | 13 | 16 | 2 | 14 | 0 | 69 |
| July 5 | CLEVELAND | L | 1 | 200 | 24 | 48 | .500 | 5 | 11 | .455 | 18 | 21 | .857 | 5 | 19 | 24 | 21 | 25 | 3 | 19 | 2 | 71 |
| July 8 | SACRAMENTO | W | 1 | 200 | 28 | 64 | .438 | 8 | 16 | .500 | 13 | 16 | .813 | 12 | 23 | 35 | 21 | 16 | 14 | 12 | 4 | 77 |
| July 10 | CONNECTICUT | W | 1 | 200 | 32 | 59 | .542 | 6 | 15 | .400 | 13 | 22 | .591 | 9 | 24 | 33 | 23 | 18 | 7 | 13 | 0 | 83 |
| July 16 | SAN ANTONIO | W | 1 | 200 | 30 | 63 | .476 | 9 | 16 | .563 | 16 | 23 | .696 | 11 | 29 | 40 | 21 | 18 | 6 | 16 | 5 | 85 |
| July 17 | @ Cleveland | L | 1 | 200 | 23 | 56 | .411 | 3 | 11 | .273 | 12 | 13 | .923 | 11 | 19 | 30 | 14 | 28 | 5 | 22 | 5 | 61 |
| July 20 | SEATTLE | W | 1 | 200 | 23 | 42 | .548 | 5 | 11 | .455 | 18 | 26 | .692 | 5 | 22 | 27 | 15 | 19 | 8 | 18 | 3 | 69 |
| July 23 | @Connecticut | L | 1 | 200 | 25 | 71 | .352 | 9 | 28 | .321 | 11 | 13 | .846 | 19 | 22 | 41 | 13 | 17 | 7 | 16 | 2 | 70 |
| July 25 | SAN ANTONIO | W | 1 | 200 | 32 | 68 | .471 | 6 | 15 | .400 | 11 | 13 | .846 | 16 | 19 | 35 | 21 | 13 | 13 | 13 | 2 | 81 |
| July 26 | @ Indiana | W | 1 | 200 | 25 | 52 | .481 | 7 | 15 | .467 | 13 | 15 | .867 | 6 | 29 | 35 | 16 | 23 | 2 | 19 | 8 | 70 |
| July 29 | @ Houston | L | 1 | 200 | 23 | 58 | .397 | 6 | 16 | .375 | 6 | 8 | .750 | 9 | 24 | 33 | 14 | 20 | 7 | 20 | 2 | 58 |
| August 2 | SEATTLE | W | 1 | 200 | 29 | 62 | .468 | 5 | 17 | .294 | 10 | 16 | .625 | 14 | 22 | 36 | 23 | 16 | 6 | 17 | 6 | 73 |
| August 4 | PHOENIX | W | 1 | 200 | 19 | 41 | .463 | 3 | 10 | .300 | 20 | 20 | 1.000 | 8 | 25 | 33 | 15 | 16 | 7 | 22 | 2 | 61 |
| August 6 | @ Phoenix | L | 1 | 200 | 19 | 53 | .358 | 5 | 15 | .333 | 6 | 9 | .667 | 6 | 24 | 30 | 16 | 20 | 4 | 20 | 4 | 49 |
| August 8 | @ Seattle | L | 1 | 200 | 26 | 62 | .419 | 1 | 9 | .111 | 12 | 18 | .667 | 15 | 21 | 36 | 3 | 17 | 6 | 15 | 0 | 65 |
| August 9 | @ Sacramento | W | 1 | 200 | 22 | 44 | .500 | 3 | 12 | .250 | 30 | 45 | .667 | 6 | 23 | 29 | 15 | 30 | 7 | 17 | 3 | 77 |
| August 14 | LOS ANGELES | L | 1 | 200 | 28 | 57 | .491 | 11 | 21 | .524 | 16 | 21 | .762 | 7 | 21 | 28 | 21 | 21 | 5 | 21 | 1 | 83 |
| August 16 | @ San Antonio | W | 1 | 200 | 27 | 66 | .409 | 4 | 12 | .333 | 15 | 21 | .714 | 16 | 23 | 39 | 19 | 21 | 5 | 14 | 2 | 73 |
| August 20 | @ Phoenix | W | 1 | 200 | 26 | 55 | .473 | 3 | 9 | .333 | 14 | 16 | .875 | 14 | 21 | 35 | 16 | 17 | 6 | 17 | 5 | 69 |
| August 21 | @ Los Angeles | L | 1 | 200 | 26 | 69 | .377 | 3 | 15 | .200 | 10 | 14 | .714 | 11 | 15 | 26 | 20 | 21 | 8 | 13 | 0 | 65 |
| August 23 | DETROIT | L | 1 | 225 | 30 | 77 | .390 | 4 | 19 | .211 | 13 | 22 | .591 | 15 | 24 | 39 | 19 | 26 | 11 | 20 | 6 | 77 |
| Season Totals | | | 34 | 6850 | 875 | 1978 | .442 | 180 | 524 | .344 | 450 | 624 | .721 | 361 | 718 | 1079 | 580 | 634 | 242 | 558 | 101 | 2380 |
| Season Averages | | | | 201.5 | 25.7 | 58.2 | | 5.3 | 15.4 | | 13.2 | 18.4 | | 10.6 | 21.1 | 31.7 | 17.1 | 18.6 | 7.1 | 16.4 | 3.0 | 70.0 |



2003 DEFENSIVE GAME-BY-GAME STATISTICS

| Date | Opponent | W/L | G | MIN | Field Goals | | | 3-Point FG | | | Free Throws | | | Rebounds | | | | | | | | |
|------------------------|---------------|-----|-----------|--------------|-------------|-------------|-------------|------------|-------------|-------------|-------------|-------------|-------------|------------|-------------|-------------|-------------|-------------|------------|-------------|------------|-------------|
| | | | | | FG | FGA | PCT | FG | FGA | PCT | FT | FTA | PCT | OFF | DEF | TOT | AST | PF | STL | TO | BLK | PTS |
| May 24 | SACRAMENTO | W | 1 | 200 | 32 | 71 | .451 | 5 | 14 | .357 | 2 | 7 | .286 | 11 | 17 | 28 | 27 | 20 | 11 | 12 | 2 | 71 |
| May 28 | LOS ANGELES | L | 1 | 200 | 29 | 62 | .468 | 5 | 15 | .333 | 20 | 20 | 1.000 | 10 | 22 | 32 | 16 | 21 | 4 | 16 | 2 | 83 |
| May 30 | @ San Antonio | W | 1 | 200 | 26 | 64 | .406 | 2 | 7 | .286 | 11 | 18 | .611 | 14 | 24 | 38 | 13 | 22 | 5 | 16 | 4 | 65 |
| June 1 | HOUSTON | W | 1 | 225 | 21 | 58 | .362 | 4 | 12 | .333 | 18 | 19 | .947 | 9 | 21 | 30 | 11 | 22 | 8 | 20 | 3 | 64 |
| June 6 | NEW YORK | L | 1 | 200 | 29 | 53 | .547 | 8 | 19 | .421 | 4 | 5 | .800 | 9 | 22 | 31 | 23 | 18 | 5 | 18 | 3 | 70 |
| June 10 | @ Los Angeles | L | 1 | 200 | 31 | 62 | .500 | 4 | 10 | .400 | 10 | 14 | .714 | 9 | 18 | 27 | 21 | 21 | 6 | 13 | 4 | 76 |
| June 12 | @ Sacramento | L | 1 | 200 | 25 | 59 | .424 | 5 | 16 | .313 | 13 | 19 | .684 | 9 | 19 | 28 | 16 | 20 | 9 | 13 | 6 | 68 |
| June 14 | @ Seattle | W | 1 | 200 | 30 | 62 | .484 | 5 | 13 | .385 | 7 | 9 | .778 | 9 | 17 | 26 | 16 | 18 | 3 | 7 | 4 | 72 |
| June 17 | HOUSTON | L | 1 | 200 | 26 | 49 | .531 | 5 | 7 | .714 | 20 | 23 | .870 | 8 | 20 | 28 | 20 | 21 | 6 | 16 | 4 | 77 |
| June 20 | @ Charlotte | L | 1 | 200 | 25 | 44 | .568 | 5 | 10 | .500 | 21 | 29 | .724 | 8 | 15 | 23 | 14 | 17 | 9 | 21 | 1 | 76 |
| June 21 | INDIANA | W | 1 | 200 | 23 | 61 | .377 | 3 | 13 | .231 | 9 | 16 | .563 | 12 | 22 | 34 | 11 | 23 | 9 | 16 | 5 | 58 |
| June 27 | PHOENIX | W | 1 | 200 | 23 | 61 | .377 | 5 | 17 | .294 | 8 | 11 | .727 | 7 | 11 | 18 | 12 | 17 | 18 | 16 | 4 | 59 |
| June 29 | @ Washington | W | 1 | 200 | 21 | 62 | .339 | 3 | 16 | .188 | 5 | 7 | .714 | 10 | 18 | 28 | 12 | 16 | 6 | 14 | 2 | 50 |
| July 1 | @ Houston | L | 1 | 200 | 29 | 67 | .433 | 3 | 13 | .231 | 10 | 12 | .833 | 11 | 16 | 27 | 13 | 17 | 4 | 6 | 4 | 71 |
| July 5 | CLEVELAND | L | 1 | 200 | 28 | 55 | .509 | 5 | 12 | .417 | 18 | 27 | .667 | 9 | 16 | 25 | 19 | 24 | 11 | 12 | 3 | 79 |
| July 8 | SACRAMENTO | W | 1 | 200 | 22 | 56 | .393 | 3 | 14 | .214 | 12 | 19 | .632 | 10 | 21 | 31 | 13 | 17 | 8 | 18 | 2 | 59 |
| July 10 | CONNECTICUT | W | 1 | 200 | 27 | 68 | .397 | 9 | 20 | .450 | 12 | 16 | .750 | 12 | 19 | 31 | 19 | 19 | 9 | 14 | 1 | 75 |
| July 16 | SAN ANTONIO | W | 1 | 200 | 29 | 67 | .433 | 2 | 7 | .286 | 18 | 22 | .818 | 7 | 19 | 26 | 19 | 16 | 5 | 10 | 7 | 78 |
| July 17 | @ Cleveland | L | 1 | 200 | 20 | 60 | .333 | 5 | 16 | .313 | 25 | 32 | .781 | 15 | 17 | 32 | 12 | 18 | 9 | 15 | 4 | 70 |
| July 20 | SEATTLE | W | 1 | 200 | 20 | 56 | .357 | 3 | 13 | .231 | 15 | 17 | .882 | 8 | 15 | 23 | 15 | 24 | 6 | 15 | 2 | 58 |
| July 23 | @ Connecticut | L | 1 | 200 | 29 | 61 | .475 | 4 | 12 | .333 | 22 | 26 | .846 | 8 | 25 | 33 | 14 | 16 | 11 | 9 | 3 | 84 |
| July 25 | SAN ANTONIO | W | 1 | 200 | 23 | 60 | .383 | 2 | 10 | .200 | 6 | 8 | .750 | 10 | 17 | 27 | 15 | 14 | 5 | 18 | 4 | 54 |
| July 26 | @ Indiana | W | 1 | 200 | 21 | 66 | .318 | 3 | 22 | .136 | 20 | 27 | .741 | 12 | 18 | 30 | 13 | 21 | 11 | 12 | 3 | 65 |
| July 29 | @ Houston | L | 1 | 200 | 26 | 62 | .419 | 6 | 15 | .400 | 15 | 19 | .789 | 6 | 27 | 33 | 17 | 10 | 8 | 11 | 3 | 73 |
| August 2 | SEATTLE | W | 1 | 200 | 24 | 70 | .343 | 4 | 14 | .286 | 19 | 21 | .905 | 17 | 19 | 36 | 8 | 20 | 8 | 12 | 2 | 71 |
| August 4 | PHOENIX | W | 1 | 200 | 22 | 60 | .367 | 3 | 11 | .273 | 9 | 14 | .643 | 12 | 10 | 22 | 13 | 22 | 11 | 11 | 3 | 56 |
| August 6 | @ Phoenix | L | 1 | 200 | 19 | 55 | .345 | 1 | 7 | .143 | 17 | 24 | .708 | 6 | 20 | 26 | 9 | 15 | 11 | 11 | 3 | 56 |
| August 8 | @ Seattle | L | 1 | 200 | 29 | 62 | .468 | 1 | 10 | .100 | 9 | 15 | .600 | 9 | 18 | 27 | 13 | 18 | 7 | 10 | 10 | 68 |
| August 9 | @ Sacramento | W | 1 | 200 | 25 | 60 | .417 | 5 | 17 | .294 | 18 | 32 | .563 | 8 | 20 | 28 | 17 | 31 | 6 | 13 | 2 | 73 |
| August 14 | LOS ANGELES | L | 1 | 200 | 32 | 69 | .464 | 5 | 17 | .294 | 18 | 23 | .783 | 11 | 20 | 31 | 22 | 22 | 14 | 13 | 5 | 87 |
| August 16 | @ San Antonio | W | 1 | 200 | 23 | 57 | .404 | 1 | 8 | .125 | 17 | 21 | .810 | 7 | 18 | 25 | 9 | 24 | 6 | 15 | 7 | 64 |
| August 20 | @ Phoenix | W | 1 | 200 | 26 | 60 | .433 | 5 | 7 | .714 | 9 | 14 | .643 | 11 | 13 | 24 | 14 | 18 | 6 | 12 | 2 | 66 |
| August 21 | @ Los Angeles | L | 1 | 200 | 31 | 58 | .534 | 8 | 18 | .444 | 18 | 21 | .857 | 10 | 25 | 35 | 23 | 20 | 5 | 16 | 6 | 88 |
| August 23 | DETROIT | L | 1 | 225 | 32 | 70 | .457 | 4 | 14 | .286 | 18 | 26 | .692 | 13 | 33 | 46 | 19 | 24 | 11 | 20 | 6 | 86 |
| Season Totals | | | 34 | 6850 | 878 | 2067 | .425 | 141 | 446 | .316 | 473 | 633 | .747 | 337 | 652 | 989 | 528 | 666 | 271 | 471 | 126 | 2370 |
| Season Averages | | | | 201.5 | 25.8 | 60.8 | | 4.1 | 13.1 | | 13.9 | 18.6 | | 9.9 | 19.2 | 29.1 | 15.5 | 19.6 | 8.0 | 13.9 | 3.7 | 69.7 |



2003 DAY-BY-DAY STATISTICS

| Date | Opponent | Score | Home | Road | Total | High Scoring | High Rebounds | High Assists | Opponent Scoring | Attendance |
|-----------|---------------|----------------|------|------|-------|------------------|------------------------|----------------------|-----------------------|------------|
| May 24 | SACRAMENTO | (W) 72-71 | 1-0 | 0-0 | 1-0 | Abrrosimova (23) | Williams (8) | Smith (6) | Smith (24) | 10,967 |
| May 28 | LOS ANGELES | (L) 80-83 | 1-1 | 0-0 | 1-1 | Smith (19) | Williams (8) | Harrower (6) | Leslie (28) | 5,423 |
| May 30 | @ San Antonio | (W) 75-65 | 1-1 | 1-0 | 2-1 | Smith (21) | 3 Tied (7) | Abrrosimova (9) | Dydek (20) | 8,845 |
| June 1 | HOUSTON | (W) 68-64 (OT) | 2-1 | 1-0 | 3-1 | Sam (14) | Abrrosimova (7) | Harrower (4) | Cooper (22) | 6,366 |
| June 6 | NEW YORK | (L) 60-70 | 2-2 | 1-0 | 3-2 | Smith (12) | Smith (6) | Harrower (4) | Hammon (33) | 5,421 |
| June 10 | @ Los Angeles | (L) 75-76 | 2-2 | 1-1 | 3-3 | Abrrosimova (20) | Sam (6) | Edwards (6) | Leslie (19) | 7,844 |
| June 12 | @ Sacramento | (L) 55-68 | 2-2 | 1-2 | 3-4 | Williams (15) | Abrosimova (10) | Abrosimova (3) | Smith (17) | 6,011 |
| June 14 | @ Seattle | (W) 77-72 | 2-2 | 2-2 | 4-4 | Smith (32) | Williams (9) | Edwards/Sam (4) | Jackson (18) | 6,486 |
| June 17 | HOUSTON | (L) 68-77 | 2-3 | 2-2 | 4-5 | Smith (27) | Williams (6) | Edwards (6) | Thompson (30) | 5,543 |
| June 20 | @ Charlotte | (L) 72-76 | 2-3 | 2-3 | 4-6 | Williams (16) | Gortman (5) | Edwards (6) | Feaster (17) | 7,558 |
| June 21 | INDIANA | (W) 66-58 | 3-3 | 2-3 | 5-6 | Smith (19) | Sam (9) | Edwards (5) | Brown (20) | 5,755 |
| June 27 | PHOENIX | (W) 67-59 | 4-3 | 2-3 | 6-6 | Smith (18) | Smith (7) | Edwards (6) | Jackson (18) | 6,237 |
| June 29 | @ Washington | (W) 59-50 | 4-3 | 3-3 | 7-6 | Smith (19) | Van Gorp (6) | Edwards (4) | Sanford (10) | 13,684 |
| July 1 | @ Houston | (L) 69-71 | 4-3 | 3-4 | 7-7 | Abrosimova (21) | Smith (6) | 3 Tied (3) | Swoopes (19) | 6,848 |
| July 5 | CLEVELAND | (L) 71-79 | 4-4 | 3-4 | 7-8 | Smith (21) | 3 Tied (4) | Harrower (7) | Jackson (30) | 5,240 |
| July 8 | SACRAMENTO | (W) 77-59 | 5-4 | 3-4 | 8-8 | Smith (26) | Abrosimova (8) | Edwards (6) | Griffith (17) | 5,113 |
| July 10 | CONNECTICUT | (W) 83-75 | 6-4 | 3-4 | 9-8 | Smith (34) | Williams (12) | Edwards (8) | Wyckoff/Palmer (17) | 5,444 |
| July 16 | SAN ANTONIO | (W) 85-78 | 7-4 | 3-4 | 10-8 | Smith (27) | Williams (12) | Edwards (7) | 3 Tied (18) | 11,192 |
| July 17 | @ Cleveland | (L) 61-70 | 7-4 | 3-5 | 10-9 | Smith (22) | Van Gorp (10) | Edwards (5) | Taylor (16) | 6,876 |
| July 20 | SEATTLE | (W) 69-58 | 8-4 | 3-5 | 11-9 | Smith (19) | Smith (6) | Sam (8) | Jackson (30) | 6,992 |
| July 23 | @ Connecticut | (L) 70-84 | 8-4 | 3-6 | 11-10 | Smith (20) | Adams (10) | Edwards/Sam (3) | S. Johnson (20) | 7,099 |
| July 25 | SAN ANTONIO | (W) 81-54 | 9-4 | 3-6 | 12-10 | Smith (23) | Williams (7) | Edwards/Harrower (5) | Ferdinand (19) | 7,656 |
| July 26 | @ Indiana | (W) 70-65 | 9-4 | 4-6 | 13-10 | Smith (21) | Burse (9) | Edwards (8) | Catchings (20) | 9,191 |
| July 29 | @ Houston | (L) 58-73 | 9-4 | 4-7 | 13-11 | Sam (16) | Burse (9) | Edwards (5) | Arcaïn (20) | 7,179 |
| August 2 | SEATTLE | (W) 73-71 | 10-4 | 4-7 | 14-11 | Burse (20) | Burse (12) | Edwards (8) | Bird (17) | 6,555 |
| August 4 | PHOENIX | (W) 61-56 | 11-4 | 4-7 | 15-11 | Sam (18) | Sam (7) | 3 Tied (3) | Jackson/Harrison (14) | 5,223 |
| August 6 | @ Phoenix | (L) 49-56 | 11-4 | 4-8 | 15-12 | Williams (12) | Burse (9) | Edwards (4) | DeForge (15) | 8,282 |
| August 8 | @ Seattle | (L) 65-68 | 11-4 | 4-9 | 15-13 | Smith (20) | Williams (12) | 3 Tied (1) | Jackson (16) | 8,494 |
| August 9 | @ Sacramento | (W) 77-73 | 11-4 | 5-9 | 16-13 | Smith (27) | Abrosimova/Edwards (6) | Edwards (7) | Walker (18) | 10,209 |
| August 14 | LOS ANGELES | (L) 83-87 | 11-5 | 5-9 | 16-14 | Abrosimova (15) | Burse (7) | Smith (6) | Milton (21) | 8,379 |
| August 16 | @ San Antonio | (W) 73-64 | 11-5 | 6-9 | 17-14 | Smith (17) | Abrosimova (10) | Edwards (7) | Goodson (20) | 11,890 |
| August 20 | @ Phoenix | (W) 69-66 | 11-5 | 7-9 | 18-14 | Burse/Smith (16) | Williams (7) | Edwards/Smith (4) | DeForge (18) | 9,757 |
| August 21 | @ Los Angeles | (L) 65-88 | 11-5 | 7-10 | 18-15 | Abrosimova (15) | Abrosimova (5) | Harrower (6) | Teasley (17) | 8,784 |
| August 23 | DETROIT | (L) 77-86 (OT) | 11-6 | 7-10 | 18-16 | Smith (19) | Williams (8) | Williams (5) | Holland-Corn (19) | 12,747 |



2003 SEASON SUMMARY

| | RECORD | HOME | ROAD | OT |
|----------------|--------|------|------|-----|
| OVERALL | 18-16 | 11-6 | 7-10 | 1-1 |
| EASTERN | 4-6 | 2-3 | 2-3 | 0-1 |
| WESTERN | 14-10 | 9-3 | 5-7 | 1-0 |

TEAM WINNING & LOSING STREAKS:

| | OVERALL | HOME | ROAD |
|-------|---|--|---|
| Long: | Loss (2) Win (3) Loss (3) | Loss (2) Win (7) Loss (2) | Loss (1) Win (3) Loss (3) |
| Last: | Win: July 20 @ Phoenix (69-66) Loss: July 23 vs. Detroit (77-86) | Win: August 4 vs. Phoenix (61-56) Loss: August 23 vs. Detroit (77-86) | Win: August 20 @ Phoenix (69-66) Loss: August 21 @ Los Angeles (65-88) |

| MONTH | W/L | OFFENSE | DEFENSE | VS. OPPONENT | HOME ATTENDANCE |
|---------------|-----|-----------|-----------|--------------|-----------------------|
| May | 2-1 | 70 + 11-7 | 70 + 6-13 | .500 + 10-11 | 17 Games |
| June | 5-5 | 70 < 7-9 | 70 + 12-3 | .500 + 8-5 | Total: 120,253 |
| July | 6-5 | | | | Average: 7,074 |
| August | 5-5 | | | | 12,747 High |

| MARGINS | 1 | 2 | 3 | 4 | 5 | 6 | 7 | 8 | 9 | 10 | 11 | 12 | 13 | 14 | 15 | 16 | 17 | 18 | 19 | 20 | 21 | 22 | 23 | 24 | 25 | 26 | 27 | 28 | 29 | 30+ |
|-----------------|---|---|---|---|---|---|---|---|---|----|----|----|----|----|----|----|----|----|----|----|----|----|----|----|----|----|----|----|----|-----|
| WON BY: | 1 | 1 | 1 | 2 | 3 | | 1 | 3 | 2 | 1 | 1 | | | | | | | 1 | | | | | | | | | | | | 1 |
| LOST BY: | 1 | 1 | 2 | 2 | | | 1 | 1 | 3 | 1 | | | 1 | 1 | 1 | | | | | | | | 1 | | | | | | | |

| At Start Of: | | OVERALL | HOME | ROAD | ROAD | FG% | OVERALL | HOME-ROAD |
|-----------------|---------|---------|------|------|--------|-----|---------|-----------|
| 2nd Half | Ahead: | 11-5 | 7-2 | 4-3 | 45-49% | 8-1 | 3-4 | 2-8 |
| | Behind: | 6-10 | 4-4 | 2-6 | 50-54% | 5-3 | 4-1 | 4-0 |
| | Tied: | 1-1 | 0-0 | 1-1 | 55-59% | 0-0 | 0-0 | 0-0 |
| | | | | | +60% | 0-0 | 0-0 | 0-0 |



2002 TEAM ROSTER



| No. | Player | Pos | Ht | Wt | Birthdate | College | Years |
|-----|---------------------|-----|------|-----|--------------------|--------------------|-------|
| 25 | Svetlana Abrosimova | F | 6-2 | 169 | July 9, 1980 | Connecticut '01 | 1 |
| 33 | Janell Burse | C | 6-5 | 199 | May 19, 1979 | Tulane '01 | 1 |
| 32 | Shaunzinski Gortman | G | 6-1 | 156 | December 7, 1979 | South Carolina '02 | 1 |
| 8 | Kristi Harrower | G | 5-4 | 139 | March 4, 1975 | Australia | 3 |
| 10 | Lindsey Meder | G | 5-8 | 135 | September 16, 1979 | Iowa '02 | R |
| 21 | Tamara Moore | G | 5-11 | 167 | April 11, 1980 | Wisconsin '02 | R |
| 34 | Lynn Pride | F | 6-2 | 180 | October 16, 1978 | Kansas '00 | 2 |
| 23 | Georgia Schweitzer | G | 6-0 | 160 | January 31, 1979 | Duke '01 | 1 |
| 30 | Katie Smith | G | 5-11 | 167 | June 4, 1974 | Ohio State '96 | 3 |
| 3 | Shanele Stires | F | 5-11 | 208 | May 21, 1972 | Kansas St. '95 | 2 |
| 31 | Michele Van Gorp | C | 6-6 | 178 | May 10, 1977 | Duke '99 | 3 |
| 20 | Tamika Williams | F | 6-2 | 205 | April 12, 1980 | Connecticut '02 | R |

Head Coach: Heidi VanDerveer (College of Charleston)

Assistant Coaches: Kelly Kramer (Okla. Baptist)

2002 STARTING LINEUPS

| Game #s | Forward | Forward | Center | Guard | Guard | Record |
|-----------|------------|----------|-------------|------------|---------|--------|
| 1 | Abrosimova | Williams | Van Gorp | Lennox | Gortman | 0-1 |
| 2-4 | Abrosimova | Williams | Whiting-Ray | Schweitzer | Smith | 2-1 |
| 5-9 | Abrosimova | Pride | Williams | Schweitzer | Smith | 2-3 |
| 10-11 | Abrosimova | Pride | Williams | Harrower | Smith | 0-2 |
| 12 | Gortman | Pride | Williams | Harrower | Smith | 0-1 |
| 13-14 | Abrosimova | Williams | Burse | Moore | Smith | 2-0 |
| 15, 17-21 | Abrosimova | Pride | Williams | Moore | Smith | 0-6 |
| 16 | Abrosimova | Pride | Van Gorp | Moore | Smith | 0-1 |
| 22-27, 29 | Abrosimova | Williams | Van Gorp | Moore | Smith | 3-4 |
| 28 | Schweitzer | Williams | Van Gorp | Moore | Smith | 1-0 |
| 30-32 | Smith | Williams | Van Gorp | Harrower | Moore | 0-3 |



2002 FINAL STATISTICS

| PLAYER | G | GS | MIN | Field Goals | | | 3-Point FG | | | Free Throws | | | Rebounds | | | AST | PF | DQ | STL | TO | BLK | PTS | AVG |
|------------------|-----------|----|-------------|-------------|-------------|-------------|------------|------------|-------------|-------------|------------|-------------|------------|------------|------------|------------|------------|----------|------------|------------|------------|-------------|-------------|
| | | | | FG | FGA | PCT | FG | FGA | PCT | FT | FTA | PCT | OFF | DEF | TOT | | | | | | | | |
| Smith | 31 | 31 | 1138 | 162 | 401 | .404 | 62 | 188 | .330 | 126 | 153 | .824 | 24 | 68 | 92 | 79 | 87 | 2 | 32 | 70 | 7 | 512 | 16.5 |
| Abrosimova | 27 | 27 | 805 | 119 | 316 | .377 | 20 | 60 | .333 | 56 | 116 | .483 | 45 | 101 | 146 | 60 | 73 | 0 | 42 | 92 | 10 | 314 | 11.6 |
| Williams | 31 | 31 | 1023 | 124 | 221 | .561 | 3 | 11 | .273 | 63 | 108 | .583 | 96 | 133 | 229 | 51 | 57 | 0 | 44 | 74 | 13 | 314 | 10.1 |
| Moore (TOT) | 31 | 23 | 736 | 71 | 197 | .360 | 28 | 77 | .364 | 54 | 63 | .857 | 23 | 60 | 83 | 88 | 81 | 0 | 30 | 85 | 9 | 224 | 7.2 |
| Moore (MIN) | 26 | 20 | 653 | 63 | 172 | .366 | 26 | 68 | .382 | 44 | 53 | .830 | 20 | 56 | 76 | 78 | 65 | 0 | 23 | 74 | 9 | 196 | 7.5 |
| Van Gorp | 22 | 13 | 352 | 41 | 90 | .456 | 2 | 7 | .286 | 16 | 22 | .727 | 29 | 35 | 64 | 14 | 53 | 2 | 6 | 20 | 11 | 100 | 4.5 |
| Schweitzer | 30 | 9 | 509 | 42 | 87 | .483 | 14 | 33 | .424 | 26 | 30 | .867 | 7 | 44 | 51 | 37 | 47 | 1 | 15 | 27 | 5 | 124 | 4.1 |
| Pride | 31 | 15 | 589 | 57 | 148 | .385 | 1 | 10 | .100 | 8 | 17 | .471 | 25 | 78 | 103 | 43 | 73 | 1 | 25 | 47 | 25 | 123 | 4.0 |
| Harrower | 27 | 6 | 481 | 37 | 95 | .389 | 18 | 54 | .333 | 4 | 10 | .400 | 9 | 37 | 46 | 54 | 24 | 0 | 12 | 28 | 0 | 96 | 3.6 |
| Gortman | 29 | 2 | 369 | 35 | 97 | .361 | 14 | 43 | .326 | 7 | 9 | .778 | 16 | 45 | 61 | 21 | 42 | 0 | 13 | 25 | 6 | 91 | 3.1 |
| Burse | 31 | 2 | 344 | 31 | 83 | .373 | 0 | 1 | .000 | 21 | 36 | .583 | 29 | 31 | 60 | 7 | 60 | 0 | 7 | 18 | 13 | 83 | 2.7 |
| Stires | 9 | 0 | 22 | 2 | 4 | .500 | 1 | 2 | .500 | 1 | 2 | .500 | 4 | 2 | 6 | 1 | 3 | 0 | 0 | 2 | 1 | 6 | 0.7 |
| LYNX | 32 | | 6475 | 727 | 1775 | .410 | 166 | 500 | .332 | 383 | 578 | .663 | 309 | 650 | 959 | 466 | 617 | 7 | 226 | 529 | 102 | 2003 | 62.6 |
| OPPONENTS | 32 | | 6475 | 747 | 1807 | .413 | 141 | 389 | .362 | 469 | 613 | .765 | 302 | 612 | 914 | 495 | 618 | 4 | 273 | 465 | 117 | 2104 | 65.8 |

| PLAYER | Single-Game Highs | | | | | | | | Average Per Game | | | | | | | Career Highs (C=Set, T=Tied This Season) | | | | | | |
|------------------|-------------------|-----------|-----------|-----------|-----------|----------|-----------|--|------------------|-------------|-------------|-------------|-------------|-------------|-------------|--|------------|------------|------------|-----------|-----------|------------|
| | MIN | REB | AST | ST | TO | BL | PTS | | MIN | REB | AST | STL | TO | BLK | PTS | FG | FGA | FT | FTA | REB | AST | PTS |
| Smith | 44 | 7 | 6 | 3 | 5 | 1 | 28 | | 36.7 | 3.0 | 2.5 | 1.03 | 2.3 | 0.23 | 16.5 | 13 | 23 | 18 | 19 | 10 | 8 | 46 |
| Abrosimova | 42 | 13 | 5 | 5 | 8 | 2 | 26 | | 29.8 | 5.4 | 2.2 | 1.56 | 3.4 | 0.37 | 11.6 | 10C | 23 | 12 | 18C | 15 | 5C | 27 |
| Williams | 41 | 12 | 4 | 6 | 6 | 2 | 19 | | 33.0 | 7.4 | 1.6 | 1.42 | 2.4 | 0.42 | 10.1 | 9C | 15C | 6C | 8C | 12C | 4C | 19C |
| Moore (TOT) | 41 | 7 | 7 | 3 | 8 | 2 | 22 | | 23.7 | 2.7 | 2.8 | 0.97 | 2.7 | 0.29 | 7.2 | 7C | 13C | 8C | 8C | 7C | 7C | 22C |
| Moore (MIN) | 41 | 7 | 7 | 3 | 8 | 2 | 19 | | 25.1 | 2.9 | 3.0 | 0.88 | 2.8 | 0.35 | 7.5 | | | | | | | |
| Van Gorp | 27 | 8 | 3 | 1 | 3 | 2 | 18 | | 16.0 | 2.9 | 0.6 | 0.27 | 0.9 | 0.50 | 4.5 | 8C | 11C | 5 | 6 | 8C | 4 | 18C |
| Schweitzer | 38 | 6 | 5 | 4 | 3 | 3 | 17 | | 17.0 | 1.7 | 1.2 | 0.50 | 0.9 | 0.17 | 4.1 | 7C | 14 | 4C | 4T | 8 | 6 | 17C |
| Pride | 31 | 8 | 5 | 2 | 4 | 3 | 9 | | 19.0 | 3.3 | 1.4 | 0.81 | 1.5 | 0.81 | 4.0 | 6 | 11T | 6 | 8 | 8T | 5C | 13 |
| Harrower | 34 | 5 | 6 | 3 | 3 | 0 | 9 | | 17.8 | 1.7 | 2.0 | 0.44 | 1.0 | 0.00 | 3.6 | 5 | 9C | 12 | 12 | 6 | 9 | 20 |
| Gortman | 30 | 6 | 2 | 3 | 5 | 2 | 14 | | 12.7 | 2.1 | 0.7 | 0.45 | 0.9 | 0.21 | 3.1 | 5C | 11C | 2C | 3C | 6C | 2C | 14C |
| Burse | 24 | 6 | 2 | 2 | 3 | 3 | 10 | | 11.1 | 1.9 | 0.2 | 0.23 | 0.6 | 0.42 | 2.7 | 4C | 8C | 6 | 7 | 6T | 2T | 12 |
| Stires | 7 | 3 | 1 | 0 | 1 | 1 | 5 | | 2.4 | 0.7 | 0.1 | 0.00 | 0.2 | 0.11 | 0.7 | 4 | 11 | 2 | 2T | 7 | 3 | 9 |
| LYNX | 225 | 41 | 21 | 14 | 25 | 9 | 85 | | 202.3 | 30.0 | 14.6 | 7.06 | 16.5 | 3.19 | 62.6 | 32 | 76C | 37 | 43 | 47 | 25 | 95 |
| OPPONENTS | 225 | 40 | 22 | 16 | 28 | 9 | 87 | | 202.3 | 28.6 | 15.5 | 8.53 | 14.5 | 3.66 | 65.8 | 35 | 83 | 28C | 36C | 47 | 24 | 100 |



2002 OFFENSIVE GAME-BY-GAME STATISTICS

| Date | Opponent | W/L | G | MIN | Field Goals | | | 3-Point FG | | | Free Throws | | | Rebounds | | | | | | | PTS | |
|------------------------|---------------|-----|-----------|--------------|-------------|-------------|-------------|------------|-------------|-------------|-------------|-------------|-------------|------------|-------------|-------------|-------------|-------------|------------|-------------|------------|-------------|
| | | | | | FG | FGA | PCT | FG | FGA | PCT | FT | FTA | PCT | OFF | DEF | TOT | AST | PF | STL | TO | | BLK |
| May 25 | UTAH | L | 1 | 225 | 25 | 76 | .329 | 6 | 22 | .273 | 19 | 32 | .594 | 22 | 19 | 41 | 14 | 31 | 12 | 17 | 4 | 75 |
| May 28 | @ Miami | W | 1 | 200 | 20 | 36 | .556 | 6 | 10 | .600 | 20 | 27 | .741 | 5 | 19 | 24 | 13 | 24 | 4 | 23 | 0 | 66 |
| June 1 | @ Sacramento | W | 1 | 200 | 23 | 57 | .404 | 5 | 11 | .455 | 12 | 22 | .545 | 5 | 22 | 27 | 15 | 21 | 7 | 13 | 2 | 63 |
| June 4 | @ Seattle | L | 1 | 225 | 27 | 61 | .443 | 5 | 11 | .455 | 9 | 16 | .563 | 9 | 20 | 29 | 16 | 27 | 10 | 20 | 4 | 68 |
| June 8 | LOS ANGELES | L | 1 | 200 | 25 | 59 | .424 | 6 | 23 | .261 | 16 | 31 | .516 | 8 | 22 | 30 | 17 | 19 | 7 | 12 | 3 | 72 |
| June 11 | SACRAMENTO | W | 1 | 200 | 24 | 53 | .453 | 5 | 11 | .455 | 19 | 24 | .792 | 5 | 24 | 29 | 14 | 17 | 7 | 18 | 5 | 72 |
| June 13 | PORTLAND | W | 1 | 200 | 26 | 61 | .426 | 2 | 12 | .167 | 6 | 15 | .400 | 16 | 24 | 40 | 18 | 17 | 6 | 11 | 2 | 60 |
| June 15 | @ Houston | L | 1 | 200 | 19 | 54 | .352 | 6 | 15 | .400 | 6 | 8 | .750 | 7 | 21 | 28 | 10 | 15 | 14 | 14 | 4 | 50 |
| June 18 | @ Portland | L | 1 | 200 | 19 | 50 | .380 | 5 | 13 | .385 | 8 | 20 | .400 | 9 | 18 | 27 | 10 | 15 | 9 | 13 | 7 | 51 |
| June 21 | @ Los Angeles | L | 1 | 200 | 23 | 57 | .404 | 8 | 21 | .381 | 10 | 15 | .667 | 7 | 23 | 30 | 15 | 27 | 6 | 18 | 2 | 64 |
| June 23 | @ Phoenix | L | 1 | 200 | 21 | 56 | .375 | 5 | 14 | .357 | 14 | 26 | .538 | 14 | 20 | 34 | 14 | 21 | 10 | 20 | 2 | 61 |
| June 25 | HOUSTON | L | 1 | 200 | 18 | 48 | .375 | 9 | 19 | .474 | 10 | 11 | .909 | 9 | 17 | 26 | 13 | 19 | 4 | 15 | 2 | 55 |
| June 29 | ORLANDO | W | 1 | 200 | 25 | 60 | .417 | 8 | 15 | .533 | 9 | 16 | .563 | 15 | 18 | 33 | 19 | 15 | 8 | 17 | 3 | 67 |
| July 1 | DETROIT | W | 1 | 225 | 29 | 66 | .439 | 6 | 17 | .353 | 21 | 31 | .677 | 9 | 15 | 24 | 20 | 17 | 12 | 15 | 2 | 85 |
| July 3 | WASHINGTON | L | 1 | 200 | 24 | 53 | .453 | 4 | 13 | .308 | 11 | 19 | .579 | 9 | 16 | 25 | 15 | 16 | 7 | 14 | 1 | 63 |
| July 5 | @ Utah | L | 1 | 200 | 19 | 58 | .328 | 4 | 16 | .250 | 14 | 20 | .700 | 4 | 19 | 23 | 11 | 33 | 5 | 15 | 3 | 56 |
| July 10 | PORTLAND | L | 1 | 200 | 21 | 40 | .525 | 3 | 8 | .375 | 27 | 38 | .711 | 5 | 28 | 33 | 11 | 18 | 5 | 24 | 2 | 72 |
| July 12 | @ Detroit | L | 1 | 200 | 26 | 56 | .464 | 5 | 18 | .278 | 12 | 18 | .667 | 11 | 20 | 31 | 15 | 18 | 5 | 22 | 3 | 69 |
| July 13 | @ Charlotte | L | 1 | 200 | 21 | 45 | .467 | 6 | 14 | .429 | 12 | 14 | .857 | 7 | 17 | 24 | 15 | 16 | 10 | 18 | 5 | 60 |
| July 17 | CLEVELAND | L | 1 | 200 | 20 | 59 | .339 | 5 | 23 | .217 | 3 | 6 | .500 | 11 | 19 | 30 | 15 | 21 | 5 | 16 | 7 | 48 |
| July 19 | MIAMI | L | 1 | 200 | 21 | 60 | .350 | 3 | 19 | .158 | 13 | 15 | .867 | 11 | 23 | 34 | 15 | 12 | 8 | 13 | 3 | 58 |
| July 24 | UTAH | W | 1 | 200 | 28 | 61 | .459 | 3 | 10 | .300 | 11 | 14 | .786 | 10 | 26 | 36 | 21 | 19 | 3 | 18 | 5 | 70 |
| July 26 | @ Indiana | L | 1 | 200 | 26 | 54 | .481 | 7 | 18 | .389 | 4 | 10 | .400 | 11 | 21 | 32 | 17 | 20 | 6 | 24 | 3 | 63 |
| July 28 | @ Sacramento | L | 1 | 200 | 24 | 62 | .387 | 5 | 18 | .278 | 3 | 10 | .300 | 12 | 14 | 26 | 12 | 22 | 5 | 8 | 1 | 56 |
| July 29 | @ Phoenix | L | 1 | 200 | 16 | 50 | .320 | 2 | 11 | .182 | 11 | 14 | .786 | 10 | 26 | 36 | 11 | 17 | 8 | 25 | 5 | 45 |
| July 31 | @ Seattle | L | 1 | 200 | 19 | 56 | .339 | 3 | 16 | .188 | 22 | 28 | .786 | 12 | 19 | 31 | 10 | 24 | 9 | 18 | 4 | 63 |
| August 2 | PHOENIX | W | 1 | 200 | 31 | 57 | .544 | 8 | 14 | .571 | 5 | 9 | .556 | 10 | 21 | 31 | 20 | 15 | 7 | 15 | 9 | 75 |
| August 4 | SEATTLE | W | 1 | 200 | 29 | 61 | .475 | 6 | 15 | .400 | 9 | 14 | .643 | 13 | 24 | 37 | 17 | 17 | 5 | 14 | 2 | 73 |
| August 6 | @ New York | W | 1 | 200 | 15 | 47 | .319 | 4 | 17 | .235 | 18 | 19 | .947 | 9 | 20 | 29 | 8 | 16 | 9 | 17 | 1 | 52 |
| August 9 | CHARLOTTE | L | 1 | 200 | 22 | 56 | .393 | 4 | 19 | .211 | 14 | 16 | .875 | 9 | 16 | 25 | 17 | 19 | 3 | 13 | 2 | 62 |
| August 11 | LOS ANGELES | L | 1 | 200 | 21 | 52 | .404 | 7 | 16 | .438 | 9 | 10 | .900 | 7 | 16 | 23 | 15 | 9 | 3 | 11 | 2 | 58 |
| August 13 | @ Houston | L | 1 | 200 | 20 | 54 | .370 | 5 | 21 | .238 | 6 | 10 | .600 | 8 | 23 | 31 | 13 | 20 | 7 | 18 | 2 | 51 |
| Season Totals | | | 32 | 6475 | 727 | 1775 | .410 | 166 | 500 | .332 | 383 | 578 | .663 | 309 | 650 | 959 | 466 | 617 | 226 | 529 | 102 | 2003 |
| Season Averages | | | | 202.3 | 22.7 | 55.5 | | 5.2 | 15.6 | | 12.0 | 18.1 | | 9.7 | 20.3 | 30.0 | 14.6 | 19.3 | 7.1 | 16.5 | 3.2 | 62.6 |



2002 DEFENSIVE GAME-BY-GAME STATISTICS

| Date | Opponent | W/L | G | MIN | Field Goals | | | 3-Point FG | | | Free Throws | | | Rebounds | | | | | | | | |
|------------------------|---------------|-----|-----------|--------------|-------------|-------------|-------------|------------|-------------|-------------|-------------|-------------|-------------|------------|-------------|-------------|-------------|-------------|------------|-------------|------------|-------------|
| | | | | | FG | FGA | PCT | FG | FGA | PCT | FT | FTA | PCT | OFF | DEF | TOT | AST | PF | STL | TO | BLK | PTS |
| May 25 | UTAH | L | 1 | 225 | 25 | 52 | .481 | 4 | 8 | .500 | 25 | 35 | .714 | 9 | 25 | 34 | 16 | 27 | 8 | 28 | 5 | 79 |
| May 28 | @ Miami | W | 1 | 200 | 22 | 59 | .373 | 3 | 18 | .167 | 16 | 26 | .615 | 13 | 8 | 21 | 15 | 28 | 13 | 10 | 2 | 63 |
| June 1 | @ Sacramento | W | 1 | 200 | 23 | 58 | .397 | 1 | 5 | .200 | 14 | 19 | .737 | 8 | 24 | 32 | 17 | 20 | 4 | 16 | 9 | 61 |
| June 4 | @ Seattle | L | 1 | 225 | 26 | 62 | .419 | 3 | 12 | .250 | 23 | 25 | .920 | 10 | 22 | 32 | 17 | 20 | 10 | 15 | 1 | 78 |
| June 8 | LOS ANGELES | L | 1 | 200 | 27 | 60 | .450 | 5 | 16 | .313 | 17 | 24 | .708 | 9 | 24 | 33 | 17 | 26 | 5 | 13 | 2 | 76 |
| June 11 | SACRAMENTO | W | 1 | 200 | 19 | 59 | .322 | 5 | 11 | .455 | 20 | 24 | .833 | 12 | 21 | 33 | 15 | 26 | 9 | 17 | 2 | 63 |
| June 13 | PORTLAND | W | 1 | 200 | 16 | 57 | .281 | 4 | 19 | .211 | 10 | 15 | .667 | 9 | 20 | 29 | 10 | 18 | 7 | 11 | 5 | 46 |
| June 15 | @ Houston | L | 1 | 200 | 19 | 51 | .373 | 5 | 14 | .357 | 8 | 12 | .667 | 10 | 22 | 32 | 16 | 7 | 8 | 17 | 4 | 51 |
| June 18 | @ Portland | L | 1 | 200 | 22 | 60 | .367 | 6 | 13 | .462 | 9 | 15 | .600 | 13 | 23 | 36 | 15 | 19 | 7 | 18 | 3 | 59 |
| June 21 | @ Los Angeles | L | 1 | 200 | 24 | 63 | .381 | 4 | 15 | .267 | 21 | 27 | .778 | 10 | 21 | 31 | 14 | 18 | 10 | 12 | 2 | 73 |
| June 23 | @ Phoenix | L | 1 | 200 | 25 | 50 | .500 | 2 | 4 | .500 | 18 | 22 | .818 | 4 | 19 | 23 | 13 | 21 | 10 | 18 | 4 | 70 |
| June 25 | HOUSTON | L | 1 | 200 | 24 | 54 | .444 | 7 | 12 | .583 | 18 | 23 | .783 | 12 | 14 | 26 | 18 | 18 | 10 | 7 | 4 | 73 |
| June 29 | ORLANDO | W | 1 | 200 | 22 | 58 | .379 | 6 | 17 | .353 | 9 | 11 | .818 | 12 | 17 | 29 | 13 | 20 | 6 | 18 | 5 | 59 |
| July 1 | DETROIT | W | 1 | 225 | 30 | 57 | .526 | 2 | 6 | .333 | 18 | 20 | .900 | 13 | 25 | 38 | 22 | 26 | 6 | 27 | 2 | 80 |
| July 3 | WASHINGTON | L | 1 | 200 | 24 | 55 | .436 | 7 | 17 | .412 | 9 | 11 | .818 | 11 | 20 | 31 | 19 | 19 | 8 | 16 | 5 | 64 |
| July 5 | @Utah | L | 1 | 200 | 28 | 55 | .509 | 3 | 8 | .375 | 28 | 36 | .778 | 7 | 25 | 32 | 18 | 24 | 4 | 13 | 6 | 87 |
| July 10 | PORTLAND | L | 1 | 200 | 27 | 64 | .422 | 4 | 12 | .333 | 17 | 20 | .850 | 8 | 17 | 25 | 17 | 29 | 12 | 11 | 1 | 75 |
| July 12 | @ Detroit | L | 1 | 200 | 24 | 56 | .429 | 4 | 10 | .400 | 20 | 22 | .909 | 7 | 15 | 22 | 17 | 14 | 13 | 15 | 4 | 72 |
| July 13 | @ Charlotte | L | 1 | 200 | 21 | 50 | .420 | 8 | 20 | .400 | 13 | 18 | .722 | 7 | 16 | 23 | 14 | 18 | 12 | 14 | 0 | 63 |
| July 17 | CLEVELAND | L | 1 | 200 | 22 | 59 | .373 | 2 | 8 | .250 | 12 | 16 | .750 | 13 | 27 | 40 | 11 | 10 | 11 | 13 | 4 | 58 |
| July 19 | MIAMI | L | 1 | 200 | 25 | 56 | .446 | 5 | 12 | .417 | 6 | 8 | .750 | 7 | 20 | 27 | 17 | 16 | 7 | 13 | 2 | 61 |
| July 24 | UTAH | W | 1 | 200 | 23 | 67 | .343 | 3 | 11 | .273 | 13 | 19 | .684 | 13 | 13 | 26 | 13 | 19 | 7 | 11 | 4 | 62 |
| July 26 | @ Indiana | L | 1 | 200 | 25 | 53 | .472 | 6 | 15 | .400 | 17 | 24 | .708 | 4 | 13 | 17 | 17 | 16 | 16 | 12 | 5 | 73 |
| July 28 | @ Sacramento | L | 1 | 200 | 23 | 53 | .434 | 5 | 12 | .417 | 15 | 20 | .750 | 11 | 23 | 34 | 12 | 12 | 5 | 13 | 5 | 66 |
| July 29 | @ Phoenix | L | 1 | 200 | 21 | 58 | .362 | 2 | 7 | .286 | 13 | 16 | .813 | 11 | 17 | 28 | 15 | 13 | 11 | 15 | 5 | 57 |
| July 31 | @ Seattle | L | 1 | 200 | 25 | 60 | .417 | 7 | 21 | .333 | 18 | 24 | .750 | 11 | 23 | 34 | 15 | 21 | 8 | 17 | 7 | 75 |
| August 2 | PHOENIX | W | 1 | 200 | 21 | 59 | .356 | 2 | 9 | .222 | 7 | 9 | .778 | 10 | 12 | 22 | 15 | 16 | 7 | 15 | 2 | 51 |
| August 4 | SEATTLE | W | 1 | 200 | 22 | 54 | .407 | 4 | 15 | .267 | 12 | 14 | .857 | 6 | 16 | 22 | 17 | 21 | 9 | 8 | 8 | 60 |
| August 6 | @ New York | W | 1 | 200 | 19 | 52 | .365 | 2 | 9 | .222 | 9 | 13 | .692 | 9 | 17 | 26 | 13 | 20 | 9 | 16 | 1 | 49 |
| August 9 | CHARLOTTE | L | 1 | 200 | 23 | 48 | .479 | 8 | 12 | .667 | 14 | 18 | .778 | 8 | 16 | 24 | 15 | 25 | 6 | 14 | 3 | 68 |
| August 11 | LOS ANGELES | L | 1 | 200 | 27 | 56 | .482 | 7 | 12 | .583 | 8 | 8 | 1.000 | 9 | 18 | 27 | 16 | 16 | 5 | 10 | 3 | 69 |
| August 13 | @ Houston | L | 1 | 200 | 23 | 52 | .442 | 5 | 9 | .556 | 12 | 19 | .632 | 6 | 19 | 25 | 16 | 15 | 10 | 12 | 2 | 63 |
| Season Totals | | | 32 | 6475 | 747 | 1807 | .413 | 141 | 389 | .362 | 469 | 613 | .765 | 302 | 612 | 914 | 495 | 618 | 273 | 465 | 117 | 2104 |
| Season Averages | | | | 202.3 | 23.3 | 56.5 | | 4.4 | 12.2 | | 14.7 | 19.2 | | 9.4 | 19.1 | 28.6 | 15.5 | 19.3 | 8.5 | 14.5 | 3.7 | 65.8 |



2002 DAY-BY-DAY STATISTICS

| Date | Opponent | Score | Home | Road | Total | High Scoring | High Rebounds | High Assists | Opponent Scoring | Attendance |
|-----------|---------------|----------------|------|------|-------|-------------------------|------------------------|------------------------|-------------------------|------------|
| May 25 | UTAH | (L) 75-79 (OT) | 0-1 | 0-0 | 0-1 | Abrsimova (26) | Williams (11) | Abrsimova/Williams (4) | Goodson (20) | 11,481 |
| May 28 | @ Miami | (W) 66-63 | 0-1 | 1-0 | 1-1 | Abrsimova (21) | Williams (7) | Lennox (5) | Moore (22) | 9,130 |
| June 1 | @ Sacramento | (W) 63-61 | 0-1 | 2-0 | 2-1 | Smith (23) | Williams (7) | Schweitzer (4) | Smith (18) | 17,317 |
| June 4 | @ Seattle | (L) 68-78 (OT) | 0-1 | 2-1 | 2-2 | Abrsimova (16) | Abrsimova/Williams (6) | Abrs./Schweitzer (4) | Bird (27) | 4,318 |
| June 8 | LOS ANGELES | (L) 72-76 | 0-2 | 2-1 | 2-3 | Abrsimova (23) | Abrsimova/Williams (6) | Schweitzer (4) | Mabika (21) | 6,448 |
| June 11 | SACRAMENTO | (W) 72-63 | 1-2 | 2-1 | 3-3 | Smith (22) | Pride/Williams (7) | Smith (5) | Holland-Corn (17) | 5,373 |
| June 13 | PORTLAND | (W) 60-46 | 2-2 | 2-1 | 4-3 | Smith (17) | Abrsimova (13) | Williams (4) | Walker (10) | 11,217 |
| June 15 | @ Houston | (L) 50-51 | 2-2 | 2-2 | 4-4 | Abrsimova/Williams (17) | Pride/Williams (7) | Pride (3) | Gibson (13) | 8,774 |
| June 18 | @ Portland | (L) 51-59 | 2-2 | 2-3 | 4-5 | Smith (13) | Abrsimova/Williams (7) | Smith (3) | Jackson (14) | 6,556 |
| June 21 | @ Los Angeles | (L) 64-73 | 2-2 | 2-4 | 4-6 | Smith (27) | Williams (9) | Harrower (6) | Leslie (23) | 9,112 |
| June 23 | @ Phoenix | (L) 61-70 | 2-2 | 2-5 | 4-7 | Williams (19) | Williams (12) | Moore/Harrower (3) | Harrison (14) | 7,623 |
| June 25 | HOUSTON | (L) 55-73 | 2-3 | 2-5 | 4-8 | Moore (16) | Williams (8) | Moore (5) | Thompson/Swoopes (18) | 6,111 |
| June 29 | ORLANDO | (W) 67-59 | 3-3 | 2-5 | 5-8 | Smith (25) | Abrsimova (10) | Abrsimova (5) | Douglas (16) | 5,565 |
| July 1 | DETROIT | (W) 85-80 (OT) | 4-3 | 2-5 | 6-8 | Smith (28) | Williams (11) | Moore (7) | Cash (16) | 5,482 |
| July 3 | WASHINGTON | (L) 63-64 | 4-4 | 2-5 | 6-9 | Smith (18) | Moore (7) | 3 Tied (3) | C.Miller (22) | 5,197 |
| July 5 | @ Utah | (L) 56-87 | 4-4 | 2-6 | 6-10 | Gortman (14) | Pride (8) | Moore (4) | Williams/Ferdinand (14) | 7,165 |
| July 10 | PORTLAND | (L) 72-75 | 4-5 | 2-6 | 6-11 | Smith (21) | Abrsimova/Williams (9) | Pride (3) | Walker (21) | 12,108 |
| July 12 | @ Detroit | (L) 69-72 | 4-5 | 2-7 | 6-12 | Smith (27) | Williams (7) | Abrsimova/Harrower (4) | Cash (18) | 8,437 |
| July 13 | @ Charlotte | (L) 60-63 | 4-5 | 2-8 | 6-13 | Abrsimova (17) | Pride (7) | Pride (5) | Sutton-Brown (13) | 5,619 |
| July 17 | CLEVELAND | (L) 48-58 | 4-6 | 2-8 | 6-14 | Moore (14) | Williams (8) | Moore (6) | Wauters (14) | 5,087 |
| July 19 | MIAMI | (L) 58-61 | 4-7 | 2-8 | 6-15 | Smith (12) | VanGorp (6) | Moore (6) | Brondello/Sam (11) | 5,370 |
| July 24 | UTAH | (W) 70-62 | 5-7 | 2-8 | 7-15 | Smith (20) | Abrsimova (12) | Moore (6) | Azzi/Ferdinand (13) | 7,326 |
| July 26 | @ Indiana | (L) 63-73 | 5-7 | 2-9 | 7-16 | Moore (19) | Abrsimova (11) | Pride (4) | Catchings (23) | 8,973 |
| July 28 | @ Sacramento | (L) 56-66 | 5-7 | 2-10 | 7-17 | Smith (19) | Moore (7) | Moore (3) | Griffith/Smith (21) | 6,778 |
| July 29 | @ Phoenix | (L) 45-57 | 5-7 | 2-11 | 7-18 | Abrsimova (13) | VanGorp (8) | Smith (4) | Saunders/Williams (12) | 9,177 |
| July 31 | @ Seattle | (L) 63-75 | 5-7 | 2-12 | 7-19 | Smith (13) | 3 Tied (6) | Moore (4) | Bird (22) | 9,686 |
| August 2 | PHOENIX | (W) 75-51 | 6-7 | 2-12 | 8-19 | Smith (22) | Abrsimova (6) | Schweitzer/Smith (5) | Gillom (12) | 12,544 |
| August 4 | SEATTLE | (W) 73-60 | 7-7 | 2-12 | 9-19 | Schweitzer/Smith (17) | Williams (9) | Moore/Smith (5) | Jackson (19) | 6,777 |
| August 6 | @ New York | (W) 52-49 | 7-7 | 3-12 | 10-19 | Williams (13) | Williams (7) | Harrower (3) | Phillips (17) | 14,062 |
| August 9 | CHARLOTTE | (L) 62-68 | 7-8 | 3-12 | 10-20 | Smith (24) | Williams (8) | Harrower (5) | Miller (15) | 7,202 |
| August 11 | LOS ANGELES | (L) 58-69 | 7-9 | 3-12 | 10-21 | Schweitzer/Smith (13) | Williams (6) | Smith (6) | Mabika (16) | 11,822 |
| August 13 | @ Houston | (L) 51-63 | 7-9 | 3-13 | 10-22 | Moore (11) | Williams (8) | Smith (4) | Williams (15) | 11,618 |



2002 SEASON SUMMARY

| | RECORD | HOME | ROAD | OT |
|----------------|--------|------|------|-----|
| OVERALL | 10-22 | 7-9 | 3-13 | 1-2 |
| EASTERN | 4-7 | 2-4 | 2-3 | 1-0 |
| WESTERN | 6-15 | 5-5 | 1-10 | 0-2 |

TEAM WINNING & LOSING STREAKS:

| | OVERALL | HOME | ROAD |
|-------|---|--|---|
| Long: | Loss (3) Win (3) Loss (7) | Loss (2) Win (3) Loss (4) | Loss (1) Win (2) Loss (12) |
| Last: | Win: August 6 @ New York (52-49) Loss: August 13 @ Houston (51-63) | Win: August 4 vs. Seattle (73-60) Loss: August 11 vs. Los Angeles (58-69) | Win: August 6 @ New York (52-49) Loss: August 13 @ Houston (51-63) |


| MONTH | W/L | OFFENSE | DEFENSE | VS. OPPONENT | HOME ATTENDANCE |
|--------|------|-----------|-----------|--------------|-----------------------|
| May | 1-1 | 70 + 5-3 | 70 + 1-11 | .500 + 4-14 | 16 Games |
| June | 4-7 | 70 < 5-19 | 70 + 9-11 | .500 + 4-7 | Total: 125,110 |
| July | 2-11 | | | | Average: 7,810 |
| August | 3-3 | | | | 12,544 High |

| MARGINS | 1 | 2 | 3 | 4 | 5 | 6 | 7 | 8 | 9 | 10 | 11 | 12 | 13 | 14 | 15 | 16 | 17 | 18 | 19 | 20 | 21 | 22 | 23 | 24 | 25 | 26 | 27 | 28 | 29 | 30+ |
|-----------------|---|---|---|---|---|---|---|---|---|----|----|----|----|----|----|----|----|----|----|----|----|----|----|----|----|----|----|----|----|-----|
| WON BY: | | 1 | 2 | | 1 | | | 2 | 1 | | | | 1 | 1 | | | | | | | | | | 1 | | | | | | |
| LOST BY: | | 2 | | 4 | 2 | | 1 | 1 | 2 | 4 | 1 | 3 | | | | | | 1 | | | | | | | | | | | | 1 |

| At Start Of: | | OVERALL | HOME | ROAD | ROAD | FG% | OVERALL | HOME-ROAD |
|-----------------|---------|---------|------|------|--------|-----|---------|-----------|
| 2nd Half | Ahead: | 6-6 | 5-2 | 1-4 | 45-49% | 3-4 | 3-7 | 2-10 |
| | Behind: | 4-15 | 2-7 | 2-8 | 50-54% | 1-1 | 1-1 | 0-0 |
| | Tied: | 0-1 | 0-0 | 0-1 | 55-59% | 1-0 | 0-0 | 1-0 |
| | | | | | +60% | 0-0 | 0-0 | 0-0 |



2001 TEAM ROSTER



| No. | Player | Pos | Ht | Wt | Birthdate | College | Years |
|-----|---------------------|-----|------|-----|------------------|--------------------------|-------|
| 25 | Svetlana Abrosimova | F | 6-2 | 169 | July 9, 1980 | Connecticut '01 | R |
| 11 | Erin Buescher | G | 6-2 | 181 | June 5, 1979 | The Master's College '01 | R |
| 33 | Janel Burse | C | 6-5 | 199 | May 17, 1979 | Tulane '01 | R |
| 8 | Kristi Harrower | G | 5-4 | 139 | March 4, 1975 | Australia | 2 |
| 22 | Betty Lennox | G | 5-8 | 145 | December 4, 1976 | Louisiana Tech '00 | 1 |
| 13 | Maylana Martin | F | 6-2 | 174 | April 17, 1978 | UCLA '00 | 1 |
| 7 | Kate Paye | G | 5-8 | 150 | March 6, 1974 | Stanford '95 | 1 |
| 34 | Lynn Pride | F | 6-2 | 180 | October 16, 1978 | Kansas '00 | 1 |
| 23 | Georgia Schweitzer | G | 6-0 | 160 | January 31, 1979 | Duke '01 | R |
| 30 | Katie Smith | G | 5-11 | 175 | June 4, 1974 | Ohio State '96 | 2 |
| 3 | Shanele Stires | F | 5-11 | 208 | May 21, 1972 | Kansas St. '95 | 1 |
| 31 | Michele Van Gorp | C | 6-6 | 187 | May 10, 1977 | Duke '99 | 2 |
| 52 | Val Whiting-Raymond | F | 6-2 | 190 | February 9, 1972 | Stanford '93 | 1 |

Head Coach: Brian Agler (Wittenberg)

Assistant Coaches: Kelly Kramer (Okla. Baptist), Heidi VanDerveer (College of Charleston)

2001 STARTING LINEUPS

| Game #s | Forward | Forward | Center | Guard | Guard | Record |
|-----------|------------|----------|----------|------------|----------|--------|
| 1 | Smith | Buescher | Whiting | Paye | Lennox | 1-0 |
| 2 | Smith | Whiting | Martin | Harrower | Lennox | 0-1 |
| 3-4 | Smith | Whiting | Martin | Paye | Lennox | 0-2 |
| 5-6 | Stires | Pride | Whiting | Smith | Lennox | 1-1 |
| 7-8 | Stires | Pride | Whiting | Smith | Buescher | 1-1 |
| 9-11 | Abrosimova | Buescher | Whiting | Paye | Smith | 2-1 |
| 12,15 | Abrosimova | Buescher | Martin | Paye | Smith | 0-2 |
| 13,16 | Abrosimova | Pride | Martin | Smith | Buescher | 1-1 |
| 14 | Stires | Buescher | Whiting | Paye | Smith | 0-1 |
| 17-20, 22 | Abrosimova | Buescher | Martin | Schweitzer | Smith | 1-4 |
| 21 | Abrosimova | Buescher | Pride | Schweitzer | Smith | 0-1 |
| 23-24 | Abrosimova | Buescher | Whiting | Schweitzer | Smith | 0-2 |
| 25 | Abrosimova | Whiting | Van Gorp | Paye | Smith | 1-0 |
| 26-30, 32 | Abrosimova | Pride | Van Gorp | Paye | Smith | 3-3 |
| 31 | Abrosimova | Pride | Van Gorp | Smith | Lennox | 1-0 |



2001 FINAL STATISTICS

| PLAYER | G | GS | MIN | Field Goals | | | 3-Point FG | | | Free Throws | | | Rebounds | | | AST | PF | DQ | STL | TO | BLK | PTS | AVG |
|------------------|-----------|----|-------------|-------------|-------------|-------------|------------|------------|-------------|-------------|------------|-------------|------------|------------|-------------|------------|------------|----------|------------|------------|------------|-------------|-------------|
| | | | | FG | FGA | PCT | FG | FGA | PCT | FT | FTA | PCT | OFF | DEF | TOT | | | | | | | | |
| Smith | 32 | 32 | 1234 | 204 | 519 | .393 | 85 | 240 | .354 | 246 | 275 | .895 | 40 | 82 | 122 | 70 | 94 | 0 | 23 | 87 | 5 | 739 | 23.1 |
| Abrosimova | 26 | 23 | 846 | 114 | 293 | .389 | 19 | 76 | .250 | 96 | 132 | .727 | 43 | 131 | 174 | 53 | 70 | 2 | 42 | 85 | 9 | 343 | 13.2 |
| Lennox | 11 | 7 | 241 | 41 | 110 | .373 | 20 | 52 | .385 | 19 | 20 | .950 | 13 | 41 | 54 | 16 | 29 | 0 | 10 | 25 | 4 | 121 | 11.0 |
| Buescher | 32 | 19 | 725 | 64 | 184 | .348 | 8 | 29 | .276 | 47 | 76 | .618 | 42 | 76 | 118 | 62 | 101 | 2 | 27 | 65 | 29 | 183 | 5.7 |
| Pride | 32 | 14 | 713 | 68 | 174 | .391 | 1 | 4 | .250 | 33 | 55 | .600 | 47 | 99 | 146 | 28 | 77 | 2 | 28 | 46 | 20 | 170 | 5.3 |
| Harrower | 4 | 1 | 72 | 7 | 15 | .467 | 3 | 6 | .500 | 4 | 4 | 1.000 | 1 | 3 | 4 | 11 | 4 | 0 | 3 | 3 | 0 | 21 | 5.3 |
| Schweitzer | 24 | 8 | 423 | 33 | 103 | .320 | 8 | 43 | .186 | 13 | 17 | .765 | 15 | 35 | 50 | 34 | 34 | 1 | 11 | 17 | 6 | 87 | 3.6 |
| Whiting-Raymond | 26 | 15 | 462 | 24 | 90 | .267 | 0 | 1 | .000 | 40 | 54 | .741 | 25 | 58 | 83 | 16 | 62 | 0 | 15 | 34 | 14 | 88 | 3.4 |
| Martin | 31 | 12 | 494 | 35 | 103 | .340 | 6 | 18 | .333 | 19 | 31 | .613 | 27 | 59 | 86 | 19 | 87 | 2 | 17 | 37 | 15 | 95 | 3.1 |
| Paye | 32 | 16 | 652 | 30 | 78 | .385 | 20 | 56 | .357 | 11 | 16 | .688 | 7 | 54 | 61 | 97 | 55 | 0 | 21 | 46 | 0 | 91 | 2.8 |
| Stires | 18 | 5 | 201 | 20 | 53 | .377 | 6 | 25 | .240 | 5 | 7 | .714 | 10 | 17 | 27 | 14 | 26 | 0 | 8 | 19 | 4 | 51 | 2.8 |
| Burse | 20 | 0 | 169 | 16 | 48 | .333 | 0 | 1 | .000 | 15 | 20 | .750 | 23 | 19 | 42 | 5 | 20 | 0 | 2 | 20 | 15 | 47 | 2.4 |
| Van Gorp | 22 | 8 | 243 | 15 | 40 | .375 | 0 | 1 | .000 | 11 | 20 | .550 | 15 | 19 | 34 | 12 | 36 | 0 | 3 | 18 | 6 | 41 | 1.9 |
| LYNX | 32 | | 6475 | 671 | 1810 | .371 | 176 | 552 | .319 | 559 | 727 | .769 | 308 | 693 | 1001 | 437 | 695 | 9 | 210 | 507 | 127 | 2077 | 64.9 |
| OPPONENTS | 32 | | 6475 | 752 | 1927 | .390 | 153 | 472 | .324 | 499 | 624 | .800 | 328 | 688 | 1016 | 511 | 719 | 7 | 259 | 470 | 126 | 2156 | 67.4 |

| PLAYER | Single-Game Highs | | | | | | | Average Per Game | | | | | | | Career Highs (C=Set, T=Tied This Season) | | | | | | |
|------------------|-------------------|-----------|-----------|-----------|-----------|----------|------------|------------------|-------------|-------------|-------------|-------------|-------------|-------------|--|------------|------------|------------|------------|------------|-------------|
| | MIN | REB | AST | ST | TO | BL | PTS | MIN | REB | AST | STL | TO | BLK | PTS | FG | FGA | FT | FTA | REB | AST | PTS |
| Smith | 45 | 10 | 8 | 2 | 7 | 1 | 46 | 38.6 | 3.8 | 2.2 | 0.72 | 2.7 | 0.16 | 23.1 | 13C | 23C | 18C | 19C | 10C | 8C | 46C |
| Abrosimova | 41 | 15 | 4 | 3 | 9 | 2 | 27 | 32.5 | 6.7 | 2.0 | 1.62 | 3.3 | 0.35 | 13.2 | 9C | 23C | 12C | 16C | 15C | 4C | 27C |
| Lennox | 36 | 11 | 3 | 3 | 7 | 2 | 18 | 21.9 | 4.9 | 1.5 | 0.91 | 2.3 | 0.36 | 11.0 | 11 | 22 | 7T | 10 | 12 | 8 | 31 |
| Buescher | 37 | 9 | 4 | 3 | 6 | 3 | 16 | 22.7 | 3.7 | 1.9 | 0.84 | 2.0 | 0.91 | 5.7 | 6C | 12C | 5C | 7C | 9C | 4C | 16C |
| Pride | 35 | 8 | 4 | 6 | 3 | 4 | 13 | 22.3 | 4.6 | 0.9 | 0.88 | 1.4 | 0.63 | 5.3 | 6C | 11C | 6 | 8 | 8C | 4T | 13C |
| Harrower | 29 | 2 | 4 | 2 | 2 | 0 | 13 | 18.0 | 1.0 | 2.8 | 0.75 | 0.8 | 0.00 | 5.3 | 5 | 7T | 12 | 12 | 6 | 9 | 20 |
| Schweitzer | 38 | 8 | 6 | 3 | 4 | 2 | 14 | 17.6 | 2.1 | 1.4 | 0.46 | 0.7 | 0.25 | 3.6 | 6C | 14C | 2C | 4C | 8C | 6C | 14C |
| Whiting-Raymond | 29 | 9 | 3 | 2 | 3 | 2 | 13 | 17.8 | 3.2 | 0.6 | 0.58 | 1.3 | 0.54 | 3.4 | 6 | 17 | 6 | 10 | 16 | 5 | 13C |
| Martin | 32 | 9 | 2 | 2 | 3 | 3 | 14 | 15.9 | 2.8 | 0.6 | 0.55 | 1.2 | 0.48 | 3.1 | 6 | 12 | 6C | 7C | 9C | 4 | 14T |
| Paye | 39 | 6 | 8 | 3 | 4 | 0 | 11 | 20.4 | 1.9 | 3.0 | 0.66 | 1.4 | 0.00 | 2.8 | 4C | 8C | 4C | 4C | 6C | 8C | 11C |
| Stires | 35 | 7 | 3 | 2 | 5 | 3 | 9 | 11.2 | 1.5 | 0.8 | 0.44 | 1.1 | 0.22 | 2.8 | 4T | 11C | 2T | 2T | 7C | 3C | 9T |
| Burse | 21 | 6 | 2 | 1 | 3 | 4 | 12 | 8.4 | 2.1 | 0.3 | 0.10 | 1.0 | 0.75 | 2.4 | 3C | 7C | 6C | 7C | 6C | 2C | 12C |
| Van Gorp | 29 | 5 | 4 | 1 | 4 | 2 | 8 | 11.0 | 1.5 | 0.5 | 0.14 | 0.8 | 0.27 | 1.9 | 7 | 10 | 5 | 6 | 6 | 4C | 16 |
| LYNX | 225 | 47 | 20 | 12 | 23 | 8 | 95 | 202.3 | 31.3 | 13.7 | 6.56 | 15.8 | 3.97 | 64.9 | 32 | 71T | 37C | 43C | 47C | 25 | 95C |
| OPPONENTS | 225 | 47 | 24 | 14 | 25 | 9 | 100 | 202.3 | 31.8 | 16.0 | 8.09 | 14.7 | 3.94 | 67.4 | 35C | 83C | 25C | 31C | 47C | 24C | 100C |



2001 OFFENSIVE GAME-BY-GAME STATISTICS

| Date | Opponent | W/L | G | MIN | Field Goals | | | 3-Point FG | | | Free Throws | | | Rebounds | | | | | PTS | | | |
|------------------------|---------------|-----|-----------|--------------|-------------|-------------|-------------|------------|-------------|-------------|-------------|-------------|-------------|------------|-------------|-------------|-------------|-------------|------------|-------------|------------|-------------|
| | | | | | FG | FGA | PCT | FG | FGA | PCT | FT | FTA | PCT | OFF | DEF | TOT | AST | PF | | STL | TO | BLK |
| May 31 | @ Portland | W | 1 | 200 | 26 | 60 | .433 | 10 | 18 | .556 | 20 | 23 | .870 | 10 | 19 | 29 | 11 | 28 | 6 | 11 | 4 | 82 |
| June 2 | PHOENIX | L | 1 | 200 | 23 | 58 | .397 | 8 | 17 | .471 | 26 | 31 | .839 | 11 | 21 | 32 | 17 | 25 | 6 | 18 | 1 | 80 |
| June 9 | LOS ANGELES | L | 1 | 200 | 24 | 64 | .375 | 6 | 21 | .286 | 6 | 8 | .750 | 6 | 23 | 29 | 17 | 18 | 6 | 9 | 4 | 60 |
| June 12 | INDIANA | L | 1 | 200 | 22 | 60 | .367 | 1 | 15 | .067 | 15 | 22 | .682 | 7 | 25 | 32 | 14 | 28 | 5 | 14 | 3 | 60 |
| June 16 | @ Indiana | L | 1 | 200 | 20 | 49 | .408 | 8 | 22 | .364 | 17 | 27 | .630 | 10 | 21 | 31 | 11 | 26 | 4 | 18 | 6 | 65 |
| June 17 | @ Detroit | W | 1 | 200 | 26 | 55 | .473 | 9 | 18 | .500 | 10 | 13 | .769 | 11 | 21 | 32 | 7 | 24 | 6 | 15 | 3 | 71 |
| June 22 | MIAMI | W | 1 | 200 | 23 | 55 | .418 | 5 | 14 | .357 | 12 | 16 | .750 | 8 | 23 | 31 | 15 | 14 | 5 | 16 | 5 | 63 |
| June 23 | @ Utah | L | 1 | 200 | 25 | 71 | .352 | 8 | 26 | .308 | 22 | 29 | .759 | 19 | 16 | 35 | 13 | 23 | 12 | 11 | 3 | 80 |
| June 25 | @ Washington | W | 1 | 200 | 18 | 52 | .346 | 6 | 15 | .400 | 13 | 16 | .813 | 12 | 26 | 38 | 13 | 19 | 8 | 22 | 6 | 55 |
| June 28 | SEATTLE | W | 1 | 200 | 22 | 46 | .478 | 5 | 12 | .417 | 19 | 25 | .760 | 10 | 16 | 26 | 16 | 16 | 6 | 10 | 3 | 68 |
| June 30 | HOUSTON | L | 1 | 200 | 17 | 61 | .279 | 5 | 26 | .192 | 13 | 14 | .929 | 9 | 22 | 31 | 12 | 22 | 9 | 14 | 4 | 52 |
| July 1 | @ Cleveland | L | 1 | 200 | 15 | 47 | .319 | 5 | 18 | .278 | 12 | 16 | .750 | 8 | 19 | 27 | 13 | 19 | 5 | 13 | 2 | 47 |
| July 3 | SACRAMENTO | L | 1 | 200 | 19 | 59 | .322 | 1 | 16 | .063 | 13 | 21 | .619 | 13 | 15 | 28 | 11 | 16 | 4 | 16 | 3 | 52 |
| July 6 | NEW YORK | L | 1 | 200 | 14 | 41 | .341 | 3 | 14 | .214 | 26 | 34 | .765 | 3 | 22 | 25 | 11 | 20 | 4 | 17 | 3 | 57 |
| July 8 | @ Los Angeles | L | 1 | 225 | 23 | 60 | .383 | 12 | 22 | .545 | 37 | 43 | .860 | 5 | 24 | 29 | 13 | 31 | 7 | 15 | 8 | 95 |
| July 10 | PORTLAND | W | 1 | 200 | 23 | 60 | .383 | 10 | 25 | .400 | 17 | 23 | .739 | 11 | 21 | 32 | 20 | 21 | 7 | 15 | 2 | 73 |
| July 13 | @ New York | L | 1 | 200 | 23 | 54 | .426 | 5 | 17 | .294 | 13 | 19 | .684 | 10 | 21 | 31 | 14 | 16 | 8 | 20 | 3 | 64 |
| July 14 | PHOENIX | L | 1 | 200 | 22 | 54 | .407 | 3 | 17 | .176 | 20 | 24 | .833 | 10 | 15 | 25 | 12 | 26 | 8 | 22 | 2 | 67 |
| July 18 | SEATTLE | W | 1 | 200 | 26 | 52 | .500 | 6 | 8 | .750 | 10 | 16 | .625 | 5 | 22 | 27 | 19 | 18 | 7 | 15 | 0 | 68 |
| July 21 | @ Orlando | L | 1 | 200 | 16 | 63 | .254 | 1 | 13 | .077 | 16 | 22 | .727 | 16 | 18 | 34 | 9 | 22 | 8 | 20 | 1 | 49 |
| July 23 | HOUSTON | L | 1 | 200 | 11 | 55 | .200 | 1 | 15 | .067 | 23 | 30 | .767 | 11 | 20 | 31 | 11 | 19 | 8 | 9 | 5 | 46 |
| July 27 | WASHINGTON | L | 1 | 200 | 19 | 55 | .345 | 4 | 13 | .308 | 18 | 22 | .818 | 10 | 22 | 32 | 8 | 21 | 5 | 14 | 3 | 60 |
| July 28 | @ Utah | L | 1 | 225 | 15 | 58 | .259 | 3 | 20 | .150 | 27 | 34 | .794 | 10 | 31 | 41 | 7 | 34 | 6 | 18 | 5 | 60 |
| July 30 | @ Los Angeles | L | 1 | 200 | 24 | 62 | .387 | 4 | 21 | .190 | 17 | 22 | .773 | 11 | 24 | 35 | 20 | 16 | 6 | 13 | 5 | 69 |
| August 1 | @ Phoenix | W | 1 | 200 | 21 | 45 | .467 | 9 | 13 | .692 | 17 | 21 | .810 | 4 | 21 | 25 | 14 | 21 | 5 | 21 | 4 | 68 |
| August 3 | CHARLOTTE | L | 1 | 200 | 22 | 57 | .386 | 3 | 15 | .200 | 17 | 22 | .773 | 10 | 11 | 21 | 15 | 21 | 6 | 8 | 6 | 64 |
| August 5 | SACRAMENTO | W | 1 | 225 | 24 | 63 | .381 | 5 | 11 | .455 | 26 | 31 | .839 | 14 | 33 | 47 | 17 | 21 | 9 | 22 | 7 | 79 |
| August 7 | @ Sacramento | L | 1 | 200 | 18 | 67 | .269 | 6 | 24 | .250 | 17 | 23 | .739 | 13 | 22 | 35 | 11 | 25 | 4 | 23 | 4 | 59 |
| August 8 | @ Portland | W | 1 | 200 | 23 | 52 | .442 | 5 | 19 | .263 | 19 | 24 | .792 | 9 | 28 | 37 | 18 | 22 | 6 | 20 | 7 | 70 |
| August 10 | @ Seattle | W | 1 | 200 | 22 | 57 | .386 | 4 | 16 | .250 | 17 | 21 | .810 | 9 | 30 | 39 | 18 | 17 | 7 | 13 | 5 | 65 |
| August 12 | UTAH | W | 1 | 200 | 23 | 61 | .377 | 9 | 17 | .529 | 14 | 22 | .636 | 7 | 21 | 28 | 19 | 27 | 11 | 18 | 5 | 69 |
| August 13 | @ Houston | L | 1 | 200 | 22 | 57 | .386 | 6 | 14 | .429 | 10 | 13 | .769 | 6 | 20 | 26 | 11 | 19 | 6 | 17 | 5 | 60 |
| Season Totals | | | 32 | 6475 | 671 | 1810 | .371 | 176 | 552 | .319 | 559 | 727 | .769 | 308 | 693 | 1001 | 437 | 695 | 210 | 507 | 127 | 2077 |
| Season Averages | | | | 202.3 | 21.0 | 56.6 | | 5.5 | 17.3 | | 17.5 | 22.7 | | 9.6 | 21.7 | 31.3 | 13.7 | 21.7 | 6.6 | 15.8 | 4.0 | 64 |



2001 DEFENSIVE GAME-BY-GAME STATISTICS

| Date | Opponent | W/L | G | MIN | Field Goals | | | 3-Point FG | | | Free Throws | | | Rebounds | | | | | PTS | | | |
|------------------------|---------------|-----|-----------|--------------|-------------|-------------|-------------|------------|-------------|-------------|-------------|-------------|-------------|-------------|-------------|-------------|-------------|-------------|------------|-------------|------------|-------------|
| | | | | | FG | FGA | PCT | FG | FGA | PCT | FT | FTA | PCT | OFF | DEF | TOT | AST | PF | | STL | TO | BLK |
| May 31 | @ Portland | W | 1 | 200 | 20 | 60 | .333 | 2 | 17 | .118 | 23 | 30 | .767 | 9 | 14 | 23 | 13 | 21 | 5 | 11 | 2 | 65 |
| June 2 | PHOENIX | L | 1 | 200 | 31 | 63 | .492 | 7 | 16 | .438 | 20 | 21 | .952 | 6 | 20 | 26 | 22 | 25 | 9 | 12 | 5 | 89 |
| June 9 | LOS ANGELES | L | 1 | 200 | 22 | 55 | .400 | 8 | 20 | .400 | 10 | 11 | .909 | 5 | 28 | 33 | 16 | 18 | 3 | 14 | 4 | 62 |
| June 12 | INDIANA | L | 1 | 200 | 20 | 58 | .345 | 2 | 16 | .125 | 23 | 30 | .767 | 12 | 24 | 36 | 13 | 24 | 4 | 14 | 4 | 65 |
| June 16 | @ Indiana | L | 1 | 200 | 22 | 58 | .379 | 5 | 20 | .250 | 18 | 24 | .750 | 12 | 18 | 30 | 11 | 25 | 9 | 13 | 6 | 67 |
| June 17 | @ Detroit | W | 1 | 200 | 23 | 64 | .359 | 5 | 16 | .313 | 12 | 16 | .750 | 12 | 17 | 29 | 12 | 16 | 6 | 10 | 0 | 63 |
| June 22 | MIAMI | W | 1 | 200 | 24 | 66 | .364 | 6 | 17 | .353 | 3 | 4 | .750 | 11 | 18 | 29 | 16 | 18 | 9 | 10 | 9 | 57 |
| June 23 | @ Utah | L | 1 | 200 | 30 | 55 | .545 | 4 | 9 | .444 | 23 | 26 | .885 | 7 | 22 | 29 | 21 | 24 | 5 | 17 | 6 | 87 |
| June 25 | @ Washington | W | 1 | 200 | 16 | 61 | .262 | 4 | 14 | .286 | 15 | 20 | .750 | 14 | 18 | 32 | 11 | 19 | 10 | 15 | 4 | 51 |
| June 28 | SEATTLE | W | 1 | 200 | 23 | 55 | .418 | 4 | 10 | .400 | 9 | 10 | .900 | 10 | 14 | 24 | 15 | 21 | 4 | 13 | 3 | 59 |
| June 30 | HOUSTON | L | 1 | 200 | 20 | 51 | .392 | 2 | 9 | .222 | 17 | 22 | .773 | 10 | 25 | 35 | 15 | 21 | 8 | 18 | 3 | 59 |
| July 1 | @ Cleveland | L | 1 | 200 | 21 | 54 | .389 | 3 | 6 | .500 | 7 | 8 | .875 | 8 | 18 | 26 | 16 | 20 | 6 | 14 | 3 | 52 |
| July 3 | SACRAMENTO | L | 1 | 200 | 33 | 68 | .485 | 14 | 21 | .667 | 11 | 14 | .786 | 13 | 26 | 39 | 20 | 20 | 9 | 14 | 5 | 91 |
| July 6 | NEW YORK | L | 1 | 200 | 23 | 56 | .411 | 8 | 16 | .500 | 16 | 18 | .889 | 2 | 20 | 22 | 19 | 27 | 10 | 10 | 2 | 70 |
| July 8 | @ Los Angeles | L | 1 | 225 | 35 | 82 | .427 | 7 | 18 | .389 | 23 | 28 | .821 | 15 | 22 | 37 | 24 | 31 | 9 | 15 | 3 | 100 |
| July 10 | PORTLAND | W | 1 | 200 | 18 | 53 | .340 | 3 | 15 | .200 | 13 | 16 | .813 | 9 | 21 | 30 | 13 | 26 | 6 | 20 | 5 | 52 |
| July 13 | @ New York | L | 1 | 200 | 25 | 52 | .481 | 5 | 11 | .455 | 12 | 14 | .857 | 2 | 17 | 19 | 19 | 17 | 12 | 14 | 3 | 67 |
| July 14 | PHOENIX | L | 1 | 200 | 29 | 53 | .547 | 2 | 6 | .333 | 20 | 25 | .800 | 7 | 19 | 26 | 18 | 21 | 12 | 21 | 2 | 80 |
| July 18 | SEATTLE | W | 1 | 200 | 20 | 56 | .357 | 2 | 15 | .133 | 16 | 23 | .696 | 11 | 21 | 32 | 17 | 22 | 9 | 13 | 4 | 58 |
| July 21 | @ Orlando | L | 1 | 200 | 23 | 53 | .434 | 5 | 18 | .278 | 20 | 24 | .833 | 9 | 29 | 38 | 18 | 24 | 8 | 22 | 8 | 71 |
| July 23 | HOUSTON | L | 1 | 200 | 18 | 60 | .300 | 4 | 13 | .308 | 11 | 19 | .579 | 19 | 28 | 47 | 16 | 20 | 6 | 16 | 4 | 51 |
| July 27 | WASHINGTON | L | 1 | 200 | 26 | 71 | .366 | 4 | 24 | .167 | 6 | 12 | .500 | 20 | 19 | 39 | 18 | 23 | 5 | 14 | 2 | 62 |
| July 28 | @ Utah | L | 1 | 225 | 21 | 62 | .339 | 2 | 8 | .250 | 24 | 28 | .857 | 8 | 28 | 36 | 10 | 30 | 6 | 17 | 1 | 68 |
| July 30 | @ Los Angeles | L | 1 | 200 | 30 | 69 | .435 | 5 | 17 | .294 | 13 | 16 | .813 | 14 | 21 | 35 | 17 | 23 | 9 | 10 | 5 | 78 |
| August 1 | @ Phoenix | W | 1 | 200 | 22 | 61 | .361 | 4 | 10 | .400 | 15 | 17 | .882 | 9 | 17 | 26 | 18 | 23 | 14 | 13 | 3 | 63 |
| August 3 | CHARLOTTE | L | 1 | 200 | 21 | 53 | .396 | 9 | 21 | .429 | 21 | 24 | .875 | 10 | 21 | 31 | 14 | 23 | 4 | 12 | 4 | 72 |
| August 5 | SACRAMENTO | W | 1 | 225 | 31 | 83 | .373 | 7 | 19 | .368 | 7 | 9 | .778 | 13 | 21 | 34 | 23 | 26 | 11 | 16 | 4 | 76 |
| August 7 | @ Sacramento | L | 1 | 200 | 26 | 59 | .441 | 1 | 8 | .125 | 23 | 31 | .742 | 15 | 24 | 39 | 19 | 28 | 10 | 20 | 5 | 76 |
| August 8 | @ Portland | W | 1 | 200 | 20 | 62 | .323 | 4 | 19 | .211 | 14 | 18 | .778 | 10 | 22 | 32 | 13 | 23 | 12 | 14 | 4 | 58 |
| August 10 | @ Seattle | W | 1 | 200 | 18 | 62 | .290 | 5 | 14 | .357 | 10 | 15 | .667 | 9 | 21 | 30 | 11 | 16 | 9 | 10 | 5 | 51 |
| August 12 | UTAH | W | 1 | 200 | 18 | 50 | .360 | 1 | 9 | .111 | 25 | 30 | .833 | 6 | 29 | 35 | 10 | 28 | 8 | 25 | 4 | 62 |
| August 13 | @ Houston | L | 1 | 200 | 23 | 62 | .371 | 9 | 20 | .450 | 19 | 21 | .905 | 11 | 26 | 37 | 13 | 16 | 12 | 13 | 4 | 74 |
| Season Totals | | | 32 | 6475 | 752 | 1927 | .390 | 153 | 472 | .324 | 499 | 624 | .800 | 328 | 688 | 1016 | 511 | 719 | 259 | 470 | 126 | 2156 |
| Season Averages | | | | 202.3 | 23.5 | 60.2 | | 4.8 | 14.8 | | 15.6 | 19.5 | | 10.3 | 21.5 | 31.8 | 16.0 | 22.5 | 8.1 | 14.7 | 3.9 | 67.4 |



2001 DAY-BY-DAY STATISTICS

| Date | Opponent | Score | Home | Road | Total | High Scoring | High Rebounds | High Assists | Opponent Scoring | Attendance |
|-----------|---------------|-----------------|------|------|-------|--------------------|-------------------------|----------------------|---------------------|------------|
| May 31 | @ Portland | (W) 82-65 | 0-0 | 1-0 | 1-0 | Smith (31) | Pride (7) | Harrower (3) | Stiles (17) | 10,315 |
| June 2 | PHOENIX | (L) 80-89 | 0-1 | 1-0 | 1-1 | Smith (22) | Lennox (8) | Paye (8) | Pettis (2) | 10,040 |
| June 9 | LOS ANGELES | (L) 60-62 | 0-2 | 1-0 | 1-2 | Smith (24) | Lennox (11) | Paye/Smith (4) | Leslie (17) | 10,236 |
| June 12 | INDIANA | (L) 60-65 | 0-3 | 1-0 | 1-3 | Whiting/Smith (13) | Whiting-Raymond (9) | Harrower (4) | R. Williams (15) | 6,351 |
| June 16 | @ Indiana | (L) 65-67 | 0-3 | 1-1 | 1-4 | Smith (22) | Lennox (8) | Paye (4) | Malcolm (25) | 8,067 |
| June 17 | @ Detroit | (W) 71-63 | 0-3 | 2-1 | 2-4 | Smith (40) | Lennox (10) | Paye (4) | Boyd (14) | 5,076 |
| June 22 | MIAMI | (W) 63-57 | 1-3 | 2-1 | 3-4 | Smith (26) | Buescher (9) | Paye (6) | Brondello (13) | 6,428 |
| June 23 | @ Utah | (L) 80-87 | 1-3 | 2-2 | 3-5 | Smith (27) | Abrosimova (8) | Paye (4) | Starbird (21) | 5,938 |
| June 25 | @ Washington | (W) 55-51 | 1-3 | 3-2 | 4-5 | Smith (22) | Abrosimova (10) | Paye/Stires (3) | Holdsclaw (23) | 13,823 |
| June 28 | SEATTLE | (W) 68-59 | 2-3 | 3-2 | 5-5 | Smith (26) | Abrosimova (9) | Paye (8) | Vodichkova (14) | 7,505 |
| June 30 | HOUSTON | (L) 52-59 | 2-4 | 3-2 | 5-6 | Smith (18) | Abros./Paye (5) | Paye (5) | Thompson (17) | 8,756 |
| July 1 | @ Cleveland | (L) 47-52 | 2-4 | 3-3 | 5-7 | Smith (17) | Buescher/Paye (6) | Buescher (4) | Jones (13) | 7,045 |
| July 3 | SACRAMENTO | (L) 52-91 | 2-5 | 3-3 | 5-8 | Smith (18) | Martin/Pride (5) | Buescher (4) | Holland-Corn (25) | 5,168 |
| July 6 | NEW YORK | (L) 57-70 | 2-6 | 3-3 | 5-9 | Smith (27) | Martin (7) | Paye (4) | Phillips (20) | 7,031 |
| July 8 | @ Los Angeles | (L) 95-100 (OT) | 2-6 | 3-4 | 5-10 | Smith (46) | 3 Tied (5) | Smith (4) | Leslie (32) | 7,658 |
| July 10 | PORTLAND | (W) 73-52 | 3-6 | 3-4 | 6-10 | Smith (28) | Abrosimova/Buescher (7) | 3 Tied (4) | Crawley (15) | 5,387 |
| July 13 | @ New York | (L) 64-67 | 3-6 | 3-5 | 6-11 | Smith (23) | Martin (9) | Schweitzer (4) | Weatherspoon (14) | 15,770 |
| July 14 | PHOENIX | (L) 67-80 | 3-7 | 3-5 | 6-12 | Smith (27) | Abrosimova (6) | Paye (5) | Stepanova (19) | 6,373 |
| July 18 | SEATTLE | (W) 68-58 | 4-7 | 3-5 | 7-12 | Abrosimova (21) | 4 Tied (5) | Smith (8) | Jackson (21) | 5,627 |
| July 21 | @ Orlando | (L) 49-71 | 4-7 | 3-6 | 7-13 | Abrosimova (27) | Pride (7) | 3 Tied (2) | Sales (15) | 7,574 |
| July 23 | HOUSTON | (L) 46-51 | 4-8 | 3-6 | 7-14 | Abrosimova (20) | Abrosimova (11) | Abros./Buescher (4) | Thompson (24) | 7,352 |
| July 27 | WASHINGTON | (L) 60-62 | 4-9 | 3-6 | 7-15 | Smith (22) | Buescher/Pride (8) | Buescher (3) | Holdsclaw (22) | 8,979 |
| July 28 | @ Utah | (L) 60-68 (OT) | 4-9 | 3-7 | 7-16 | Smith (30) | Abrosimova/Buescher (9) | Abros/Smith (2) | Ferdinand (17) | 7,808 |
| July 30 | @ Los Angeles | (L) 69-78 | 4-9 | 3-8 | 7-17 | Abrosimova (27) | Abrosimova (10) | 3 Tied (4) | Leslie (28) | 8,637 |
| August 1 | @ Phoenix | (W) 68-63 | 4-9 | 4-8 | 8-17 | Smith (36) | Pride (7) | Abrosimova/Paye (4) | Gillom/Stepan. (15) | 8,927 |
| August 3 | CHARLOTTE | (L) 64-72 | 4-10 | 4-8 | 8-18 | Smith (21) | Burse (5) | Abrosimova (4) | Staley/Stinson (16) | 7,494 |
| August 5 | SACRAMENTO | (W) 79-76 (OT) | 5-10 | 4-8 | 9-18 | Abrosimova (21) | Abrosimova (15) | Schweitzer (6) | Penicheiro (17) | 7,391 |
| August 7 | @ Sacramento | (L) 59-76 | 5-10 | 4-9 | 9-19 | Abrosimova (16) | Abros./Pride (7) | Abrosimova (3) | Griffith (27) | 9,094 |
| August 8 | @ Portland | (W) 70-58 | 5-10 | 5-9 | 10-19 | Smith (27) | Abros./Smith (10) | Paye (4) | Stiles (14) | 8,315 |
| August 10 | @ Seattle | (W) 65-51 | 5-10 | 6-9 | 11-19 | Smith (22) | Abrosimova (13) | Abrosimova/Pride (4) | Jackson (13) | 7,823 |
| August 12 | UTAH | (W) 69-62 | 6-10 | 6-9 | 12-19 | Lennox (18) | Abrosimova (12) | Smith (5) | Williams (18) | 10,489 |
| August 13 | @ Houston | (L) 60-74 | 6-10 | 6-10 | 12-20 | Smith (29) | Schweitzer (6) | Abrosimova (3) | Arcaïn (17) | 10,516 |



2001 SEASON SUMMARY

| | RECORD | HOME | ROAD | OT |
|----------------|--------|------|------|-----|
| OVERALL | 12-20 | 6-10 | 6-10 | 1-2 |
| EASTERN | 3-8 | 1-4 | 2-4 | 0-0 |
| WESTERN | 9-12 | 5-6 | 4-6 | 1-2 |

TEAM WINNING & LOSING STREAKS:

| | OVERALL | HOME | ROAD |
|-------|--|---|---|
| Long: | Loss (1) Win (3) Loss (5) | Win (2) Win (2) Loss (3) | Loss (1) Win (2) Loss (6) |
| Last: | Win: August 12 vs. Utah (69-62) Loss: August 13 @ Houston (60-74) | Win: August 12 vs. Utah (69-62) Loss: August 3 vs. Charlotte (64-72) | Win: August 10 @ Seattle (65-51) Loss: August 13 @ Houston (60-74) |


| MONTH | W/L | OFFENSE | DEFENSE | VS. OPPONENT | HOME ATTENDANCE |
|---------------|-----|-----------|-----------|--------------|-----------------------|
| May | 1-0 | 70 + 8-4 | 70 + 2-10 | .500 + 8-10 | 16 Games |
| June | 4-3 | 70 < 7-13 | 70 + 2-10 | .500 + 8-10 | Total: 120,607 |
| July | 7-7 | | | | Average: 7,538 |
| August | 4-7 | | | | 10,489 High |

| MARGINS | 1 | 2 | 3 | 4 | 5 | 6 | 7 | 8 | 9 | 10 | 11 | 12 | 13 | 14 | 15 | 16 | 17 | 18 | 19 | 20 | 21 | 22 | 23 | 24 | 25 | 26 | 27 | 28 | 29 | 30+ |
|-----------------|---|---|---|---|---|---|---|---|---|----|----|----|----|----|----|----|----|----|----|----|----|----|----|----|----|----|----|----|----|-----|
| WON BY: | | | 1 | 1 | 1 | 1 | 1 | 1 | 1 | 1 | | 1 | | 1 | | | | | | | 1 | | | | | | | | | |
| LOST BY: | | 3 | 1 | | 4 | | 2 | 2 | 2 | | | | 2 | 1 | | | 1 | | | | | 1 | | | | | | | | 1 |

| At Start Of: | | OVERALL | HOME | ROAD | ROAD | FG% | OVERALL | HOME-ROAD |
|-----------------|---------|---------|------|------|--------|------|---------|-----------|
| 2nd Half | Ahead: | 10-3 | 5-1 | 5-2 | -44% | 8-20 | 4-10 | 4-10 |
| | Behind: | 0-17 | 0-9 | 0-6 | 45-49% | 3-0 | 1-0 | 2-0 |
| | Tied: | 2-0 | 1-0 | 1-0 | 50-54% | 1-0 | 1-0 | 0-0 |
| | | | | | 55-59% | 0-0 | 0-0 | 0-0 |
| | | | | | +60% | 0-0 | 0-0 | 0-0 |



2000 TEAM ROSTER



| No. | Player | Pos | Ht | Wt | Birthdate | College | Years |
|-----|--------------------|-----|------|-----|-------------------|--------------------|-------|
| 12 | Angela Aycock | F | 6-2 | 161 | February 28, 1973 | Kansas '95 | 2 |
| 25 | Marla Brumfield | G | 5-8 | 133 | June 6, 1978 | Rice '00 | R |
| 4 | Grace Daley | G | 5-6 | 147 | June 26, 1978 | Tulane '00 | R |
| 40 | Keitha Dickerson | F | 5-11 | 165 | April 20, 1978 | Texas Tech '00 | R |
| 24 | Kristin Folk | F | 6-2 | 195 | December 19, 1975 | Stanford '98 | 1 |
| 22 | Betty Lennox | G | 5-8 | 145 | December 4, 1976 | Louisiana Tech '00 | R |
| 5 | Andrea Lloyd Curry | C | 6-2 | 175 | September 2, 1965 | Texas '87 | 1 |
| 13 | Maylana Martin | F | 6-2 | 174 | April 17, 1978 | UCLA '00 | R |
| 14 | Kate Paye | G | 5-8 | 150 | March 6, 1974 | Stanford '95 | R |
| 44 | Angie Potthoff | F | 6-2 | 197 | June 12, 1974 | Penn State '97 | 1 |
| 30 | Katie Smith | G | 5-11 | 175 | June 4, 1974 | Ohio State '96 | 1 |
| 3 | Shanele Stires | F | 5-11 | 208 | May 21, 1972 | Kansas State '95 | R |
| 10 | Sonja Tate | G | 5-8 | 150 | September 7, 1971 | Arkansas State '93 | 1 |

Head Coach: Brian Agler (Wittenberg)

Assistant Coaches: Kelly Kramer (Okla. Baptist), Heidi VanDerveer (College of Charleston)

2000 STARTING LINEUPS

| Game #s | Forward | Forward | Center | Guard | Guard | Record |
|--------------------|---------|-------------|--------|-----------|--------|--------|
| 1, 3-13, 17-18, 20 | Smith | Dickerson | Folkl | Brumfield | Lennox | 8-7 |
| 2 | Smith | Lloyd Curry | Folkl | Brumfield | Lennox | 0-1 |
| 14 | Smith | Lloyd Curry | Folkl | Daley | Lennox | 1-0 |
| 15 | Smith | Martin | Folkl | Daley | Lennox | 1-0 |
| 16 | Smith | Dickerson | Folkl | Daley | Lennox | 0-1 |
| 19 | Smith | Dickerson | Folkl | Brumfield | Daley | 0-1 |
| 21-32 | Smith | Dickerson | Martin | Paye | Lennox | 5-7 |



2000 FINAL STATISTICS

| PLAYER | G | GS | MIN | Field Goals | | | 3-Point FG | | | Free Throws | | | Rebounds | | | AST | PF | DQ | STL | TO | BLK | PTS | AVG |
|------------------|-----------|----|-------------|-------------|-------------|-------------|------------|------------|-------------|-------------|------------|-------------|------------|------------|------------|------------|------------|-----------|------------|------------|------------|-------------|-------------|
| | | | | FG | FGA | PCT | FG | FGA | PCT | FT | FTA | PCT | OFF | DEF | TOT | | | | | | | | |
| Smith | 32 | 32 | 1193 | 203 | 482 | .421 | 88 | 232 | .379 | 152 | 175 | .869 | 28 | 65 | 93 | 90 | 71 | 0 | 44 | 76 | 7 | 646 | 20.2 |
| Lennox | 32 | 31 | 984 | 201 | 471 | .427 | 55 | 139 | .396 | 84 | 105 | .800 | 53 | 125 | 178 | 82 | 112 | 4 | 53 | 97 | 9 | 541 | 16.9 |
| Folkl | 32 | 20 | 845 | 86 | 191 | .450 | 4 | 19 | .211 | 66 | 94 | .702 | 38 | 116 | 154 | 67 | 80 | 1 | 23 | 50 | 22 | 242 | 7.6 |
| Daley | 30 | 4 | 577 | 57 | 147 | .388 | 17 | 56 | .304 | 42 | 65 | .646 | 32 | 40 | 72 | 57 | 49 | 0 | 12 | 50 | 0 | 173 | 5.8 |
| Lloyd Curry | 14 | 2 | 333 | 26 | 68 | .382 | 11 | 32 | .344 | 12 | 17 | .706 | 14 | 29 | 43 | 22 | 32 | 0 | 12 | 24 | 2 | 75 | 5.4 |
| Dickerson | 32 | 29 | 791 | 54 | 142 | .380 | 0 | 2 | .000 | 34 | 45 | .756 | 31 | 110 | 141 | 59 | 107 | 4 | 37 | 70 | 2 | 142 | 4.4 |
| Martin | 30 | 13 | 456 | 54 | 118 | .458 | 5 | 19 | .263 | 19 | 32 | .594 | 25 | 42 | 67 | 21 | 81 | 1 | 17 | 29 | 13 | 132 | 4.4 |
| Brumfield | 32 | 17 | 613 | 47 | 101 | .465 | 1 | 9 | .111 | 29 | 42 | .690 | 22 | 38 | 60 | 42 | 70 | 1 | 22 | 40 | 2 | 124 | 3.9 |
| Tate | 8 | 0 | 94 | 10 | 22 | .455 | 6 | 11 | .545 | 1 | 2 | .500 | 6 | 7 | 13 | 5 | 13 | 0 | 3 | 7 | 0 | 27 | 3.4 |
| Paye | 28 | 12 | 408 | 19 | 58 | .328 | 12 | 41 | .293 | 6 | 9 | .667 | 3 | 27 | 30 | 38 | 49 | 0 | 8 | 28 | 6 | 56 | 2.0 |
| Stires | 21 | 0 | 117 | 13 | 29 | .448 | 5 | 10 | .500 | 4 | 6 | .667 | 6 | 8 | 14 | 7 | 22 | 0 | 6 | 14 | 0 | 35 | 1.7 |
| Aycock (TOT) | 4 | 0 | 13 | 0 | 3 | .000 | 0 | 2 | .000 | 0 | 0 | --- | 1 | 4 | 5 | 4 | 3 | 0 | 0 | 0 | 0 | 0 | 0.0 |
| Aycock (MIN) | 3 | 0 | 6 | 0 | 0 | --- | 0 | 0 | --- | 0 | 0 | --- | 0 | 3 | 3 | 4 | 1 | 0 | 0 | 0 | 0 | 0 | 0.0 |
| Potthoff | 3 | 0 | 8 | 0 | 2 | .000 | 0 | 1 | .000 | 0 | 0 | --- | 0 | 2 | 2 | 1 | 3 | 0 | 0 | 0 | 0 | 0 | 0.0 |
| LYNX | 32 | | 6425 | 770 | 1831 | .421 | 204 | 571 | .357 | 449 | 592 | .758 | 258 | 612 | 870 | 495 | 690 | 11 | 237 | 497 | 63 | 2193 | 68.5 |
| OPPONENTS | 32 | | 6425 | 755 | 1758 | .429 | 164 | 481 | .341 | 514 | 702 | .732 | 300 | 677 | 977 | 472 | 707 | 8 | 275 | 547 | 130 | 2188 | 68.4 |

| PLAYER | Single-Game Highs | | | | | | | | Average Per Game | | | | | | | Career Highs (C=Set, T=Tied This Season) | | | | | | |
|------------------|-------------------|-----------|-----------|-----------|-----------|----------|-----------|--|------------------|-------------|-------------|-------------|-------------|-------------|-------------|--|------------|------------|------------|------------|------------|------------|
| | MIN | REB | AST | ST | TO | BL | PTS | | MIN | REB | AST | STL | TO | BLK | PTS | FG | FGA | FT | FTA | REB | AST | PTS |
| Smith | 44 | 7 | 6 | 4 | 6 | 2 | 34 | | 37.3 | 2.9 | 2.8 | 1.38 | 2.4 | 0.22 | 20.2 | 10T | 21C | 14C | 16C | 7C | 6C | 34C |
| Lennox | 43 | 12 | 8 | 5 | 11 | 2 | 31 | | 30.8 | 5.6 | 2.6 | 1.66 | 3.0 | 0.28 | 16.9 | 11C | 22C | 7C | 10C | 12C | 8C | 31C |
| Folkl | 36 | 12 | 6 | 2 | 4 | 4 | 20 | | 26.4 | 4.8 | 2.1 | 0.72 | 1.6 | 0.69 | 7.6 | 7C | 12T | 10C | 10C | 12C | 6C | 20C |
| Daley | 37 | 8 | 7 | 3 | 6 | 0 | 17 | | 19.2 | 2.4 | 1.9 | 0.40 | 1.7 | 0.00 | 5.8 | 6C | 10T | 9 | 14 | 8C | 7C | 17T |
| Lloyd Curry | 35 | 6 | 4 | 3 | 4 | 1 | 11 | | 23.8 | 3.1 | 1.6 | 0.86 | 1.7 | 0.14 | 5.4 | 4C | 8C | 4C | 4C | 6C | 4C | 11C |
| Dickerson | 35 | 8 | 5 | 3 | 9 | 1 | 15 | | 24.7 | 4.4 | 1.8 | 1.16 | 2.2 | 0.06 | 4.4 | 7C | 12C | 5C | 8 | 8C | 5C | 15C |
| Martin | 36 | 7 | 4 | 4 | 4 | 3 | 14 | | 15.2 | 2.2 | 0.7 | 0.57 | 1.0 | 0.43 | 4.4 | 6C | 12C | 6 | 8 | 7C | 4C | 14C |
| Brumfield | 36 | 4 | 4 | 2 | 5 | 1 | 14 | | 19.2 | 1.9 | 1.3 | 0.69 | 1.3 | 0.06 | 3.9 | 6C | 7C | 4T | 6 | 4C | 4C | 14C |
| Tate | 26 | 5 | 2 | 1 | 2 | 0 | 13 | | 11.8 | 1.6 | 0.6 | 0.38 | 0.9 | 0.00 | 3.4 | 5C | 7C | 1T | 2T | 5C | 4 | 13C |
| Paye | 33 | 5 | 5 | 2 | 3 | 4 | 9 | | 14.6 | 1.1 | 1.4 | 0.29 | 1.0 | 0.21 | 2.0 | 3C | 5C | 2C | 3C | 5C | 5C | 9C |
| Stires | 16 | 3 | 2 | 2 | 2 | 0 | 9 | | 5.6 | 0.7 | 0.3 | 0.29 | 0.7 | 0.00 | 1.7 | 4C | 6C | 2C | 2C | 3C | 2C | 9C |
| Aycock (TOT) | 7 | 3 | 2 | 0 | 0 | 0 | 0 | | 3.3 | 1.3 | 1.0 | 0.00 | 0.0 | 0.00 | 0.0 | 0T | 3T | 4 | 4 | 3C | 2C | 4 |
| Aycock (MIN) | 3 | 3 | 2 | 0 | 0 | 0 | 0 | | 2.0 | 1.0 | 1.3 | 0.00 | 0.0 | 0.00 | 0.0 | | | | | | | |
| Potthoff | 3 | 1 | 1 | 0 | 0 | 0 | 0 | | 2.7 | 0.7 | 0.3 | 0.00 | 0.0 | 0.00 | 0.0 | 5 | 10 | 3 | 6 | 8 | 5 | 13 |
| LYNX | 225 | 37 | 25 | 14 | 26 | 5 | 88 | | 200.8 | 27.2 | 15.5 | 7.41 | 15.5 | 1.97 | 68.5 | 32C | 70C | 29C | 41 | 37C | 25C | 95 |
| OPPONENTS | 225 | 43 | 22 | 19 | 28 | 9 | 85 | | 200.8 | 30.5 | 14.8 | 8.59 | 17.1 | 4.06 | 68.4 | 32C | 64C | 31C | 37C | 47 | 22C | 85C |



2000 OFFENSIVE GAME-BY-GAME STATISTICS

| Date | Opponent | W/L | G | MIN | Field Goals | | | 3-Point FG | | | Free Throws | | | Rebounds | | | | | PTS | | | |
|------------------------|---------------|-----|-----------|--------------|-------------|-------------|-------------|------------|-------------|-------------|-------------|-------------|-------------|------------|-------------|-------------|-------------|-------------|------------|-------------|------------|-------------|
| | | | | | FG | FGA | PCT | FG | FGA | PCT | FT | FTA | PCT | OFF | DEF | TOT | AST | PF | | STL | TO | BLK |
| May 31 | CLEVELAND | W | 1 | 200 | 22 | 44 | .500 | 6 | 11 | .545 | 23 | 33 | .697 | 8 | 17 | 25 | 15 | 21 | 11 | 12 | 0 | 73 |
| June 1 | @ Utah | L | 1 | 200 | 24 | 57 | .421 | 6 | 20 | .300 | 20 | 26 | .769 | 7 | 15 | 22 | 12 | 30 | 6 | 14 | 2 | 74 |
| June 3 | LOS ANGELES | L | 1 | 200 | 23 | 56 | .411 | 7 | 18 | .389 | 22 | 27 | .815 | 8 | 23 | 31 | 11 | 18 | 5 | 16 | 0 | 75 |
| June 5 | DETROIT | W | 1 | 200 | 30 | 62 | .484 | 6 | 12 | .500 | 22 | 25 | .880 | 12 | 24 | 36 | 18 | 21 | 8 | 22 | 5 | 88 |
| June 8 | @ Orlando | W | 1 | 200 | 25 | 58 | .431 | 8 | 24 | .333 | 13 | 16 | .813 | 9 | 20 | 29 | 14 | 22 | 6 | 12 | 3 | 71 |
| June 10 | @ Miami | W | 1 | 200 | 19 | 52 | .365 | 6 | 15 | .400 | 22 | 29 | .759 | 6 | 20 | 26 | 8 | 23 | 7 | 14 | 2 | 66 |
| June 15 | ORLANDO | W | 1 | 200 | 22 | 63 | .349 | 6 | 18 | .333 | 22 | 23 | .957 | 13 | 17 | 30 | 6 | 18 | 14 | 13 | 0 | 72 |
| June 17 | @ Phoenix | W | 1 | 200 | 25 | 63 | .397 | 9 | 26 | .346 | 10 | 12 | .833 | 13 | 20 | 33 | 18 | 19 | 6 | 15 | 1 | 69 |
| June 18 | @ Houston | L | 1 | 200 | 24 | 65 | .369 | 9 | 24 | .375 | 9 | 12 | .750 | 9 | 17 | 26 | 14 | 20 | 5 | 10 | 2 | 66 |
| June 20 | PHOENIX | L | 1 | 200 | 22 | 57 | .386 | 6 | 21 | .286 | 5 | 6 | .833 | 8 | 15 | 23 | 17 | 15 | 7 | 18 | 0 | 55 |
| June 22 | UTAH | W | 1 | 200 | 31 | 68 | .456 | 8 | 19 | .421 | 16 | 19 | .842 | 12 | 25 | 37 | 21 | 27 | 11 | 15 | 1 | 86 |
| June 24 | @ Cleveland | W | 1 | 225 | 19 | 54 | .352 | 8 | 22 | .364 | 14 | 18 | .778 | 8 | 20 | 28 | 13 | 25 | 12 | 21 | 2 | 60 |
| June 28 | @ Sacramento | L | 1 | 200 | 30 | 70 | .429 | 4 | 22 | .182 | 10 | 15 | .667 | 11 | 15 | 26 | 14 | 19 | 7 | 10 | 5 | 74 |
| June 30 | @ Seattle | W | 1 | 200 | 23 | 47 | .489 | 8 | 20 | .400 | 11 | 13 | .846 | 5 | 18 | 23 | 17 | 22 | 7 | 18 | 4 | 65 |
| July 2 | PORTLAND | W | 1 | 200 | 24 | 55 | .436 | 6 | 16 | .375 | 27 | 36 | .750 | 9 | 14 | 23 | 16 | 26 | 13 | 15 | 2 | 81 |
| July 5 | SEATTLE | L | 1 | 200 | 22 | 56 | .393 | 3 | 9 | .333 | 13 | 20 | .650 | 6 | 17 | 23 | 16 | 22 | 7 | 16 | 3 | 60 |
| July 7 | NEW YORK | L | 1 | 200 | 27 | 62 | .435 | 6 | 20 | .300 | 10 | 15 | .667 | 10 | 24 | 34 | 19 | 20 | 5 | 16 | 1 | 70 |
| July 9 | HOUSTON | L | 1 | 200 | 21 | 55 | .382 | 7 | 19 | .368 | 11 | 17 | .647 | 9 | 18 | 27 | 16 | 14 | 7 | 15 | 0 | 60 |
| July 11 | @ Phoenix | L | 1 | 200 | 19 | 56 | .339 | 4 | 18 | .222 | 12 | 17 | .706 | 5 | 19 | 24 | 11 | 28 | 5 | 15 | 1 | 54 |
| July 14 | @ Portland | L | 1 | 200 | 23 | 52 | .442 | 7 | 15 | .467 | 1 | 5 | .200 | 3 | 21 | 24 | 18 | 21 | 4 | 16 | 3 | 54 |
| July 15 | @ Los Angeles | L | 1 | 200 | 22 | 60 | .367 | 6 | 19 | .316 | 7 | 10 | .700 | 7 | 19 | 26 | 13 | 21 | 5 | 15 | 5 | 57 |
| July 20 | @ Sacramento | L | 1 | 200 | 23 | 58 | .397 | 4 | 15 | .267 | 6 | 11 | .545 | 5 | 21 | 26 | 17 | 16 | 7 | 17 | 2 | 56 |
| July 21 | @ Seattle | L | 1 | 200 | 22 | 51 | .431 | 7 | 17 | .412 | 10 | 11 | .909 | 4 | 24 | 28 | 18 | 28 | 6 | 23 | 1 | 61 |
| July 23 | PORTLAND | W | 1 | 200 | 23 | 50 | .460 | 5 | 15 | .333 | 29 | 36 | .806 | 8 | 18 | 26 | 11 | 19 | 7 | 21 | 3 | 80 |
| July 28 | MIAMI | W | 1 | 200 | 23 | 52 | .442 | 8 | 11 | .727 | 14 | 19 | .737 | 6 | 24 | 30 | 19 | 18 | 8 | 14 | 3 | 68 |
| July 29 | @ Washington | W | 1 | 200 | 28 | 58 | .483 | 10 | 18 | .556 | 21 | 30 | .700 | 10 | 18 | 28 | 19 | 26 | 5 | 13 | 2 | 87 |
| July 31 | LOS ANGELES | L | 1 | 200 | 25 | 65 | .385 | 4 | 13 | .308 | 12 | 20 | .600 | 10 | 21 | 31 | 16 | 23 | 10 | 18 | 2 | 66 |
| August 2 | UTAH | L | 1 | 200 | 22 | 53 | .415 | 6 | 17 | .353 | 12 | 18 | .667 | 4 | 18 | 22 | 11 | 25 | 9 | 13 | 1 | 62 |
| August 4 | SACRAMENTO | L | 1 | 200 | 26 | 56 | .464 | 5 | 17 | .294 | 6 | 8 | .750 | 7 | 16 | 23 | 17 | 21 | 7 | 14 | 2 | 63 |
| August 6 | INDIANA | W | 1 | 200 | 32 | 64 | .500 | 6 | 19 | .316 | 10 | 12 | .833 | 10 | 19 | 29 | 25 | 19 | 5 | 11 | 3 | 80 |
| August 8 | @ Charlotte | W | 1 | 200 | 26 | 54 | .481 | 6 | 19 | .316 | 18 | 22 | .818 | 5 | 20 | 25 | 21 | 19 | 3 | 9 | 1 | 76 |
| August 9 | @ Houston | L | 1 | 200 | 23 | 58 | .397 | 7 | 22 | .318 | 11 | 11 | 1.000 | 11 | 15 | 26 | 14 | 24 | 12 | 26 | 1 | 64 |
| Season Totals | | | 32 | 6425 | 770 | 1831 | .421 | 204 | 571 | .357 | 449 | 592 | .758 | 258 | 612 | 870 | 495 | 690 | 237 | 497 | 63 | 2193 |
| Season Averages | | | | 200.8 | 24.1 | 57.2 | | 6.4 | 17.8 | | 14.0 | 18.5 | | 8.1 | 19.1 | 27.2 | 15.5 | 21.6 | 7.4 | 15.5 | 2.0 | 68.5 |



2000 DEFENSIVE GAME-BY-GAME STATISTICS

| Date | Opponent | W/L | G | MIN | Field Goals | | | 3-Point FG | | | Free Throws | | | Rebounds | | | | | | | | |
|------------------------|---------------|-----|-----------|--------------|-------------|-------------|-------------|------------|-------------|-------------|-------------|-------------|-------------|------------|-------------|-------------|-------------|-------------|------------|-------------|------------|-------------|
| | | | | | FG | FGA | PCT | FG | FGA | PCT | FT | FTA | PCT | OFF | DEF | TOT | AST | PF | STL | TO | BLK | PTS |
| May 31 | CLEVELAND | W | 1 | 200 | 24 | 54 | .444 | 6 | 19 | .316 | 8 | 12 | .667 | 7 | 12 | 19 | 14 | 27 | 8 | 16 | 0 | 62 |
| June 1 | @ Utah | L | 1 | 200 | 24 | 52 | .462 | 4 | 12 | .333 | 31 | 37 | .838 | 9 | 23 | 32 | 12 | 29 | 7 | 18 | 9 | 83 |
| June 3 | LOS ANGELES | L | 1 | 200 | 29 | 60 | .483 | 7 | 15 | .467 | 17 | 23 | .739 | 9 | 21 | 30 | 18 | 29 | 8 | 13 | 5 | 82 |
| June 5 | DETROIT | W | 1 | 200 | 22 | 60 | .367 | 6 | 15 | .400 | 18 | 23 | .783 | 8 | 16 | 24 | 14 | 27 | 10 | 20 | 3 | 68 |
| June 8 | @ Orlando | W | 1 | 200 | 19 | 59 | .322 | 4 | 18 | .222 | 15 | 22 | .682 | 15 | 15 | 30 | 10 | 19 | 8 | 15 | 1 | 57 |
| June 10 | @ Miami | W | 1 | 200 | 19 | 53 | .358 | 4 | 13 | .308 | 13 | 22 | .591 | 8 | 24 | 32 | 7 | 34 | 9 | 20 | 0 | 55 |
| June 15 | ORLANDO | W | 1 | 200 | 25 | 54 | .463 | 7 | 16 | .438 | 9 | 11 | .818 | 11 | 26 | 37 | 11 | 24 | 5 | 24 | 4 | 66 |
| June 17 | @ Phoenix | W | 1 | 200 | 22 | 57 | .386 | 4 | 19 | .211 | 14 | 16 | .875 | 9 | 19 | 28 | 13 | 20 | 11 | 13 | 4 | 62 |
| June 18 | @ Houston | L | 1 | 200 | 28 | 57 | .491 | 7 | 14 | .500 | 15 | 16 | .938 | 7 | 29 | 36 | 17 | 19 | 6 | 15 | 5 | 78 |
| June 20 | PHOENIX | L | 1 | 200 | 28 | 52 | .538 | 7 | 15 | .467 | 11 | 14 | .786 | 6 | 22 | 28 | 19 | 9 | 10 | 15 | 5 | 74 |
| June 22 | UTAH | W | 1 | 200 | 21 | 54 | .389 | 1 | 10 | .100 | 21 | 31 | .677 | 9 | 21 | 30 | 13 | 26 | 7 | 23 | 5 | 64 |
| June 24 | @ Cleveland | W | 1 | 225 | 19 | 51 | .373 | 5 | 14 | .357 | 14 | 15 | .933 | 6 | 21 | 27 | 12 | 25 | 6 | 23 | 3 | 57 |
| June 28 | @ Sacramento | L | 1 | 200 | 32 | 64 | .500 | 7 | 17 | .412 | 11 | 17 | .647 | 12 | 22 | 34 | 22 | 17 | 6 | 17 | 6 | 82 |
| June 30 | @ Seattle | W | 1 | 200 | 15 | 44 | .341 | 4 | 12 | .333 | 19 | 28 | .679 | 13 | 12 | 25 | 8 | 23 | 7 | 19 | 3 | 53 |
| July 2 | PORTLAND | W | 1 | 200 | 24 | 50 | .480 | 6 | 16 | .375 | 21 | 27 | .778 | 10 | 20 | 30 | 16 | 35 | 7 | 28 | 1 | 75 |
| July 5 | SEATTLE | L | 1 | 200 | 24 | 54 | .444 | 2 | 10 | .200 | 17 | 26 | .654 | 8 | 25 | 33 | 14 | 24 | 8 | 19 | 6 | 67 |
| July 7 | NEW YORK | L | 1 | 200 | 26 | 59 | .441 | 6 | 13 | .462 | 18 | 22 | .818 | 8 | 22 | 30 | 19 | 18 | 11 | 12 | 3 | 76 |
| July 9 | HOUSTON | L | 1 | 200 | 25 | 50 | .500 | 5 | 16 | .313 | 15 | 15 | 1.000 | 5 | 23 | 28 | 13 | 19 | 7 | 16 | 4 | 70 |
| July 11 | @ Phoenix | L | 1 | 200 | 19 | 46 | .413 | 2 | 10 | .200 | 24 | 31 | .774 | 7 | 21 | 28 | 12 | 25 | 11 | 18 | 5 | 64 |
| July 14 | @ Portland | L | 1 | 200 | 25 | 57 | .439 | 6 | 18 | .333 | 9 | 18 | .500 | 8 | 21 | 29 | 17 | 14 | 6 | 11 | 3 | 65 |
| July 15 | @ Los Angeles | L | 1 | 200 | 20 | 59 | .339 | 2 | 11 | .182 | 16 | 16 | 1.000 | 14 | 21 | 35 | 15 | 22 | 8 | 17 | 9 | 58 |
| July 20 | @ Sacramento | L | 1 | 200 | 25 | 63 | .397 | 7 | 21 | .333 | 16 | 22 | .727 | 15 | 28 | 43 | 19 | 15 | 12 | 15 | 9 | 73 |
| July 21 | @ Seattle | L | 1 | 200 | 22 | 43 | .512 | 9 | 13 | .692 | 14 | 34 | .412 | 5 | 20 | 25 | 16 | 14 | 15 | 15 | 2 | 67 |
| July 23 | PORTLAND | W | 1 | 200 | 23 | 57 | .404 | 5 | 20 | .250 | 12 | 15 | .800 | 9 | 18 | 27 | 14 | 30 | 15 | 23 | 2 | 63 |
| July 28 | MIAMI | W | 1 | 200 | 18 | 56 | .321 | 2 | 11 | .182 | 6 | 13 | .462 | 8 | 20 | 28 | 9 | 19 | 10 | 15 | 5 | 44 |
| July 29 | @ Washington | W | 1 | 200 | 29 | 56 | .518 | 4 | 12 | .333 | 23 | 35 | .657 | 10 | 22 | 32 | 17 | 25 | 6 | 13 | 7 | 85 |
| July 31 | LOS ANGELES | L | 1 | 200 | 21 | 55 | .382 | 6 | 17 | .353 | 25 | 31 | .806 | 5 | 30 | 35 | 17 | 23 | 9 | 18 | 5 | 73 |
| August 2 | UTAH | L | 1 | 200 | 22 | 54 | .407 | 9 | 14 | .643 | 19 | 23 | .826 | 11 | 24 | 35 | 16 | 23 | 6 | 19 | 3 | 72 |
| August 4 | SACRAMENTO | L | 1 | 200 | 28 | 60 | .467 | 5 | 18 | .278 | 13 | 21 | .619 | 16 | 20 | 36 | 21 | 12 | 10 | 12 | 5 | 74 |
| August 6 | INDIANA | W | 1 | 200 | 30 | 63 | .476 | 9 | 22 | .409 | 6 | 13 | .462 | 11 | 19 | 30 | 16 | 22 | 4 | 11 | 3 | 75 |
| August 8 | @ Charlotte | W | 1 | 200 | 22 | 52 | .423 | 5 | 15 | .333 | 18 | 22 | .818 | 9 | 21 | 30 | 15 | 25 | 3 | 15 | 3 | 67 |
| August 9 | @ Houston | L | 1 | 200 | 25 | 53 | .472 | 1 | 15 | .067 | 26 | 31 | .839 | 12 | 19 | 31 | 16 | 14 | 19 | 20 | 2 | 77 |
| Season Totals | | | 32 | 6425 | 755 | 1758 | .429 | 164 | 481 | .341 | 514 | 702 | .732 | 300 | 677 | 977 | 472 | 707 | 275 | 548 | 130 | 2188 |
| Season Averages | | | | 200.8 | 23.6 | 54.9 | | 5.1 | 15.0 | | 16.1 | 21.9 | | 9.4 | 21.2 | 30.5 | 14.8 | 22.1 | 8.6 | 17.1 | 4.1 | 68.4 |



2000 DAY-BY-DAY STATISTICS

| Date | Opponent | Score | Home | Road | Total | High Scoring | High Rebounds | High Assists | Opponent Scoring | Attendance |
|----------|---------------|----------------|------|------|-------|----------------------|----------------------|-----------------------|--------------------------|------------|
| May 31 | CLEVELAND | (W) 73-62 | 1-0 | 0-0 | 1-0 | Smith (32) | Smith (7) | 3 Tied (3) | Nemcova (20) | 6,948 |
| June 1 | @ Utah | (L) 74-83 | 1-0 | 0-1 | 1-1 | Folkl (20) | Folkl (8) | Dickerson (3) | Williams (18) | 6,488 |
| June 3 | LOS ANGELES | (L) 75-82 | 1-1 | 0-1 | 1-2 | Smith (33) | Lennox (10) | Dickerson/Smith (3) | Leslie (21) | 9,381 |
| June 5 | DETROIT | (W) 88-68 | 2-1 | 0-1 | 2-2 | Folkl (19) | Folkl (12) | Folkl (5) | Palmer (15) | 5,816 |
| June 8 | @ Orlando | (W) 71-57 | 2-1 | 1-1 | 3-2 | Lennox (24) | Lennox (7) | Lloyd Curry/Smith (3) | McWilliams (18) | 5,731 |
| June 10 | @ Miami | (W) 66-55 | 2-1 | 2-1 | 4-2 | Smith (28) | Dickerson/Lennox (8) | Dickerson/Smith (3) | Sam (15) | 7,515 |
| June 15 | ORLANDO | (W) 72-66 | 3-1 | 2-1 | 5-2 | Lennox (25) | Lennox (6) | Lloyd Curry (2) | Sales (23) | 7,189 |
| June 17 | @ Phoenix | (W) 69-62 | 3-1 | 3-1 | 6-2 | Smith (26) | Folkl (8) | Daley (4) | Reed (22) | 10,498 |
| June 18 | @ Houston | (L) 66-78 | 3-1 | 3-2 | 6-3 | Smith (18) | Lennox (5) | Brumfield/Lennox (4) | Cooper (25) | 11,315 |
| June 20 | PHOENIX | (L) 55-74 | 3-2 | 3-2 | 6-4 | Lennox (14) | Folkl (6) | Folkl (4) | Pettis (22) | 6,461 |
| June 22 | UTAH | (W) 86-64 | 4-2 | 3-2 | 7-4 | Smith (21) | Dickerson/Martin (7) | Paye (5) | Goodson (13) | 7,128 |
| June 24 | @ Cleveland | (W) 60-57 (OT) | 4-2 | 4-2 | 8-4 | Lennox (28) | Lloyd Curry (6) | Smith (5) | Nemcova (15) | 6,655 |
| June 28 | @ Sacramento | (L) 74-82 | 4-2 | 4-3 | 8-5 | Smith (22) | Folkl (6) | Smith (4) | Holland-Corn (17) | 6,479 |
| June 30 | @ Seattle | (W) 65-53 | 4-2 | 5-3 | 9-5 | Smith (19) | Daley (8) | Folkl/Lloyd Curry (4) | Vodichkova (15) | 9,131 |
| July 2 | PORTLAND | (W) 81-75 | 5-2 | 5-3 | 10-5 | Smith (32) | Folkl (7) | Lennox (6) | Witherspoon (31) | 6,661 |
| July 5 | SEATTLE | (L) 60-67 | 5-3 | 5-3 | 10-6 | Dickerson/Folkl (15) | Dickerson (7) | Folkl (4) | Threatt (24) | 6,264 |
| July 7 | NEW YORK | (L) 70-76 | 5-4 | 5-3 | 10-7 | Lennox (20) | Lennox (12) | Dickerson/Smith (5) | Phillips (26) | 7,467 |
| July 9 | HOUSTON | (L) 60-70 | 5-5 | 5-3 | 10-8 | Smith (18) | Folkl (9) | Folkl (6) | Swoopes (19) | 8,440 |
| July 11 | @ Phoenix | (L) 54-64 | 5-5 | 5-4 | 10-9 | Smith (24) | 3 Tied (5) | Daley (6) | Harrison (22) | 9,674 |
| July 14 | @ Portland | (L) 54-65 | 5-5 | 5-5 | 10-10 | Lennox (15) | Lennox (12) | Paye (4) | Crawley (14) | 8,155 |
| July 15 | @ Los Angeles | (L) 57-58 | 5-5 | 5-6 | 10-11 | Lennox (21) | 3 Tied (5) | Folkl/Smith (3) | Leslie (24) | 6,071 |
| July 20 | @ Sacramento | (L) 56-73 | 5-5 | 5-7 | 10-12 | Smith (23) | Lennox (9) | Lennox (7) | Bolton-Holifield (23) | 6,675 |
| July 21 | @ Seattle | (L) 61-67 | 5-5 | 5-8 | 10-13 | Smith (20) | Folkl (12) | Smith (5) | Campbell (17) | 9,246 |
| July 23 | PORTLAND | (W) 80-63 | 6-5 | 5-8 | 11-13 | Lennox (26) | Lennox (6) | Smith (6) | Thomas (14) | 6,379 |
| July 28 | MIAMI | (W) 68-44 | 7-5 | 5-8 | 12-13 | Smith (25) | Folkl (8) | Daley/Lennox (4) | Sam (8) | 8,622 |
| July 29 | @ Washington | (W) 87-85 | 7-5 | 6-8 | 13-13 | Lennox (31) | Dickerson/Lennox (6) | Daley (7) | McCray (24) | 14,416 |
| July 31 | LOS ANGELES | (L) 66-73 | 7-6 | 6-8 | 13-14 | Lennox (20) | Folkl (8) | Dickerson (5) | Milton (18) | 7,313 |
| August 2 | UTAH | (L) 62-72 | 7-7 | 6-8 | 13-15 | Lennox (21) | Dickerson/Martin (5) | Lennox (3) | Azzi (20) | 7,015 |
| August 4 | SACRAMENTO | (L) 63-74 | 7-8 | 6-8 | 13-16 | Smith (24) | Dickerson (5) | Dickerson/Martin (4) | Griffith (24) | 6,910 |
| August 6 | INDIANA | (W) 80-75 | 8-8 | 6-8 | 14-16 | Lennox (27) | Dickerson/Folkl (8) | Lennox (8) | R. Williams/Wolters (16) | 8,644 |
| August 8 | @ Charlotte | (W) 76-67 | 8-8 | 7-8 | 15-16 | Lennox (27) | Dickerson/Lennox (6) | Folkl (6) | Stinson (15) | 8,068 |
| August 9 | @ Houston | (L) 64-77 | 8-8 | 7-9 | 15-17 | Smith (22) | Lennox (8) | Lennox (4) | Thompson (25) | 12,423 |



2000 SEASON SUMMARY

| | RECORD | HOME | ROAD | OT |
|---------|--------|------|------|-----|
| OVERALL | 15-17 | 8-8 | 7-9 | 1-0 |

TEAM WINNING & LOSING STREAKS:

| | OVERALL | HOME | ROAD |
|-------|---|---|---|
| Long: | Win (1) Win (5) Loss (8) | Win (1) Win (2) Loss (3) | Loss (1) Win (3) Loss (5) |
| Last: | Win: August 8 @ Charlotte (76-67) Loss: August 9 @ Houston (64-77) | Win: August 6 vs Indiana (80-75) Loss: August 4 vs. Sacramento (63-74) | Win: August 8 @ Charlotte (76-67) Loss: August 9 @ Houston (64-77) |


| MONTH | W/L | OFFENSE | DEFENSE | VS. OPPONENT | HOME ATTENDANCE |
|--------|-----|----------|----------|--------------|-------------------------------------|
| June | 8-5 | 70+10-4 | 70+ 7-24 | .500+ 6-12 | 16 Games |
| July | 4-9 | 70< 5-13 | 70< 3-0 | .500< 8-5 | Total: 116,638 |
| August | 2-3 | | | | Average: 7,290 9,381 High |

| MARGINS | 1 | 2 | 3 | 4 | 5 | 6 | 7 | 8 | 9 | 10 | 11 | 12 | 13 | 14 | 15 | 16 | 17 | 18 | 19 | 20 | 21 | 22 | 23 | 24 | 25 | 26 | 27 | 28 | 29 | 30+ |
|----------|---|---|---|---|---|---|---|---|---|----|----|----|----|----|----|----|----|----|----|----|----|----|----|----|----|----|----|----|----|-----|
| WON BY: | | 1 | 1 | | 1 | 2 | 1 | | 1 | | 2 | 1 | | 1 | | | 1 | | | 1 | | 1 | | 1 | | | | | | |
| LOST BY: | 1 | | | | | 2 | 3 | 1 | 1 | 3 | 2 | 1 | 1 | | | | 1 | | 1 | | | | | | | | | | | |

| At Start Of: | | OVERALL | HOME | ROAD | ROAD | FG% | OVERALL | HOME-ROAD |
|--------------------|---------|---------|------|------|--------|------|---------|-----------|
| 2nd Quarter | Ahead: | 0-0 | 0-0 | 0-0 | -44% | 7-16 | 3-7 | 4-9 |
| | Behind: | 0-0 | 0-0 | 0-0 | 45-49% | 6-1 | 3-1 | 3-0 |
| | Tied: | 15-17 | 8-8 | 7-9 | 50-54% | 2-0 | 2-0 | 0-0 |
| 3rd Quarter | Ahead: | 11-3 | 7-2 | 4-1 | 55-59% | 0-0 | 0-0 | 0-0 |
| | Behind: | 3-14 | 0-6 | 3-8 | +60% | 0-0 | 0-0 | 0-0 |
| | Tied: | 1-0 | 1-0 | 0-0 | | | | |
| 4th Quarter | Ahead: | 11-3 | 7-2 | 4-1 | | | | |
| | Behind: | 3-14 | 0-6 | 3-8 | | | | |
| | Tied: | 1-0 | 1-0 | 0-0 | | | | |



1999 TEAM ROSTER



| No. | Player | Pos | Ht | Wt | Birthdate | College | Years |
|-----|--------------------|-----|------|-----|-------------------|--------------------------|-------|
| 32 | Adia Barnes | F | 5-11 | 163 | February 3, 1977 | Arizona '98 | 1 |
| 13 | Tonya Edwards | G | 5-10 | 159 | March 13, 1968 | Tennessee '90 | R |
| 9 | Trisha Fallon | F | 6-3 | 165 | July 23, 1972 | Australia | R |
| 24 | Kristin Folkl | F | 6-2 | 195 | December 19, 1975 | Stanford '98 | R |
| 35 | Annie LaFleur | G | 5-7 | 141 | November 3, 1969 | Australia | R |
| 5 | Andrea Lloyd Curry | F | 6-2 | 175 | September 2, 1965 | Texas '87 | R |
| 44 | Angie Potthoff | F | 6-2 | 197 | June 12, 1974 | Penn State '97 | R |
| 3 | Brandy Reed | F | 6-1 | 160 | February 17, 1977 | Southern Mississippi '98 | 1 |
| 21 | Charmin Smith | G | 5-10 | 145 | May 2, 1975 | Stanford '97 | R |
| 14 | Katie Smith | G | 5-11 | 175 | June 4, 1974 | Ohio State '96 | R |
| 19 | Sonja Tate | G | 5-8 | 150 | September 7, 1971 | Arkansas State '93 | R |

Head Coach: Brian Agler (Wittenberg)

Assistant Coaches: Kelly Kramer (Okla. Baptist), Heidi VanDerveer (College of Charleston)

1999 STARTING LINEUPS

| Game #s | Forward | Forward | Center | Guard | Guard | Record |
|--------------|---------|----------|-------------|---------|---------|--------|
| 1-3 | Reed | Potthoff | Lloyd-Curry | Tate | Edwards | 2-1 |
| 4, 19, 27-31 | K.Smith | Potthoff | Lloyd-Curry | Tate | Edwards | 3-4 |
| 5-11 | K.Smith | Reed | Lloyd-Curry | Tate | Edwards | 4-3 |
| 12-18, 20-26 | Reed | Potthoff | Lloyd-Curry | K.Smith | Edwards | 5-9 |
| 32 | K.Smith | Potthoff | Folkl | Tate | Edwards | 1-0 |



1999 FINAL STATISTICS

| PLAYER | G | GS | Field Goals | | | | 3-Point FG | | | Free Throws | | | Rebounds | | | | | PTS | AVG | | | | |
|------------------|-----------|----|-------------|------------|-------------|-------------|------------|------------|-------------|-------------|------------|-------------|------------|------------|-------------|------------|------------|-----------|------------|------------|-----------|-------------|-------------|
| | | | MIN | FG | FGA | PCT | FG | FGA | PCT | FT | FTA | PCT | OFF | DEF | TOT | AST | PF | | | DQ | STL | TO | BLK |
| Reed | 25 | 24 | 757 | 168 | 366 | .459 | 13 | 38 | .342 | 53 | 70 | .757 | 55 | 151 | 64 | 57 | 90 | 0 | 29 | 63 | 17 | 402 | 16.1 |
| Edwards | 32 | 32 | 1031 | 165 | 462 | .357 | 66 | 192 | .344 | 79 | 98 | .806 | 15 | 97 | 112 | 84 | 104 | 6 | 27 | 68 | 13 | 475 | 14.8 |
| K. Smith | 30 | 29 | 971 | 113 | 292 | .387 | 52 | 136 | .382 | 72 | 94 | .766 | 42 | 46 | 88 | 60 | 106 | 3 | 19 | 55 | 10 | 350 | 11.7 |
| Lloyd Curry | 32 | 31 | 899 | 75 | 200 | .375 | 30 | 90 | .333 | 34 | 45 | .756 | 38 | 100 | 138 | 91 | 92 | 1 | 30 | 62 | 12 | 214 | 6.7 |
| Folkl | 32 | 1 | 518 | 67 | 140 | .479 | 2 | 14 | .143 | 21 | 39 | .538 | 41 | 75 | 116 | 23 | 68 | 0 | 14 | 23 | 12 | 157 | 4.9 |
| Tate | 32 | 18 | 828 | 52 | 147 | .354 | 16 | 67 | .239 | 23 | 30 | .767 | 48 | 79 | 127 | 100 | 84 | 0 | 36 | 65 | 3 | 143 | 4.5 |
| Potthoff | 32 | 25 | 710 | 53 | 140 | .379 | 3 | 18 | .167 | 18 | 33 | .545 | 26 | 59 | 85 | 37 | 84 | 0 | 24 | 35 | 5 | 127 | 4.0 |
| Fallon | 26 | 0 | 281 | 24 | 80 | .300 | 6 | 17 | .353 | 23 | 31 | .742 | 9 | 13 | 22 | 22 | 30 | 1 | 11 | 16 | 6 | 77 | 3.0 |
| LaFleur | 25 | 0 | 333 | 23 | 66 | .348 | 11 | 24 | .458 | 2 | 8 | .250 | 14 | 24 | 38 | 36 | 19 | 0 | 8 | 20 | 0 | 59 | 2.4 |
| Barnes | 19 | 0 | 91 | 7 | 23 | .304 | 1 | 3 | .333 | 6 | 12 | .500 | 8 | 12 | 20 | 6 | 16 | 0 | 5 | 8 | 0 | 21 | 1.1 |
| C. Smith | 13 | 0 | 56 | 1 | 9 | .111 | 0 | 4 | .000 | 8 | 10 | .800 | 2 | 7 | 9 | 2 | 10 | 0 | 1 | 5 | 0 | 10 | 0.8 |
| LYNX | 32 | | 6475 | 748 | 1925 | .389 | 200 | 603 | .332 | 339 | 470 | .721 | 298 | 608 | 906 | 525 | 670 | 11 | 204 | 437 | 78 | 2035 | 63.6 |
| OPPONENTS | 32 | | 6475 | 749 | 1763 | .425 | 137 | 458 | .299 | 476 | 641 | .743 | 296 | 732 | 1028 | 507 | 614 | 3 | 194 | 492 | 92 | 2111 | 66.0 |

| PLAYER | Single-Game Highs | | | | | | | Average Per Game | | | | | | | Career Highs (C=Set, T=Tied This Season) | | | | | | |
|------------------|-------------------|-----------|-----------|-----------|-----------|----------|-----------|------------------|-------------|-------------|-------------|-------------|-------------|-------------|--|------------|------------|------------|------------|------------|------------|
| | MIN | REB | AST | ST | TO | BL | PTS | MIN | REB | AST | STL | TO | BLK | PTS | FG | FGA | FT | FTA | REB | AST | PTS |
| Reed | 38 | 13 | 6 | 3 | 7 | 3 | 28 | 30.3 | 6.0 | 2.6 | 1.16 | 2.5 | 0.68 | 16.1 | 12C | 23C | 9C | 12C | 13C | 6C | 28C |
| Edwards | 39 | 8 | 8 | 3 | 7 | 2 | 25 | 32.2 | 3.5 | 2.6 | 0.84 | 2.1 | 0.41 | 14.8 | 10C | 22C | 9C | 10C | 8C | 8C | 25C |
| K. Smith | 43 | 6 | 5 | 4 | 4 | 2 | 27 | 32.4 | 2.9 | 2.0 | 0.63 | 1.8 | 0.33 | 11.7 | 8C | 17C | 8C | 9C | 6C | 5C | 27C |
| Lloyd Curry | 40 | 9 | 11 | 3 | 6 | 2 | 17 | 28.1 | 4.3 | 2.8 | 0.94 | 1.9 | 0.38 | 6.7 | 6C | 12C | 3C | 4C | 9C | 11C | 17C |
| Folkl | 35 | 9 | 3 | 2 | 6 | 2 | 21 | 16.2 | 3.6 | 0.7 | 0.44 | 0.7 | 0.38 | 4.9 | 10C | 13C | 3C | 6C | 9C | 3C | 21C |
| Tate | 49 | 8 | 7 | 6 | 6 | 1 | 19 | 25.9 | 4.0 | 3.1 | 1.13 | 2.0 | 0.09 | 4.5 | 6C | 16C | 5C | 6C | 8C | 7C | 19C |
| Potthoff | 36 | 8 | 5 | 2 | 3 | 1 | 13 | 22.2 | 2.7 | 1.2 | 0.75 | 1.1 | 0.16 | 4.0 | 5C | 10C | 3C | 6C | 8C | 5C | 13C |
| Fallon | 24 | 4 | 4 | 2 | 3 | 2 | 13 | 10.8 | 0.8 | 0.8 | 0.42 | 0.6 | 0.23 | 3.0 | 5C | 8C | 5C | 8C | 4C | 4C | 13C |
| LaFleur | 32 | 5 | 7 | 2 | 3 | 0 | 9 | 13.3 | 1.5 | 1.4 | 0.32 | 0.8 | 0.00 | 2.4 | 4C | 11C | 1C | 2C | 5C | 7C | 9C |
| Barnes | 20 | 5 | 2 | 2 | 2 | 0 | 9 | 4.8 | 1.1 | 0.3 | 0.26 | 0.4 | 0.00 | 1.1 | 9C | 13C | 4C | 5C | 6C | 3C | 24C |
| C. Smith | 10 | 4 | 1 | 1 | 2 | 0 | 4 | 4.3 | 0.7 | 0.2 | 0.08 | 0.4 | 0.00 | 0.8 | 1C | 2C | 4C | 4C | 4C | 1C | 4C3 |
| LYNX | 250 | 41 | 23 | 15 | 24 | 6 | 86 | 202.3 | 28.3 | 16.4 | 6.38 | 13.7 | 2.44 | 63.6 | 32C | 71C | 28C | 34C | 41C | 23C | 86C |
| OPPONENTS | 250 | 44 | 26 | 16 | 26 | 6 | 86 | 202.3 | 32.1 | 15.8 | 6.06 | 15.4 | 2.88 | 66.0 | 32C | 67C | 22C | 28C | 44C | 26C | 86C |



1999 OFFENSIVE GAME-BY-GAME STATISTICS

| Date | Opponent | W/L | G | MIN | Field Goals | | | 3-Point FG | | | Free Throws | | | Rebounds | | | | | PTS | | | |
|------------------------|---------------|-----|-----------|--------------|-------------|-------------|-------------|------------|-------------|-------------|-------------|-------------|-------------|------------|-------------|-------------|-------------|-------------|------------|-------------|------------|-------------|
| | | | | | FG | FGA | PCT | FG | FGA | PCT | FT | FTA | PCT | OFF | DEF | TOT | AST | PF | | STL | TO | BLK |
| June 12 | DETROIT | W | 1 | 200 | 30 | 62 | .484 | 4 | 8 | .500 | 4 | 7 | .571 | 7 | 28 | 35 | 22 | 20 | 11 | 16 | 4 | 68 |
| June 14 | UTAH | W | 1 | 200 | 26 | 61 | .426 | 5 | 13 | .385 | 21 | 26 | .808 | 8 | 25 | 33 | 23 | 24 | 9 | 9 | 1 | 78 |
| June 19 | HOUSTON | L | 1 | 200 | 22 | 61 | .361 | 2 | 13 | .154 | 9 | 13 | .692 | 11 | 20 | 31 | 10 | 22 | 4 | 14 | 2 | 55 |
| June 22 | @ Sacramento | L | 1 | 200 | 21 | 57 | .368 | 8 | 22 | .364 | 12 | 22 | .545 | 6 | 20 | 26 | 16 | 19 | 6 | 18 | 2 | 62 |
| June 24 | @ Los Angeles | W | 1 | 200 | 27 | 53 | .509 | 4 | 10 | .400 | 28 | 33 | .848 | 5 | 18 | 23 | 20 | 25 | 3 | 10 | 1 | 86 |
| June 26 | @ Utah | W | 1 | 200 | 26 | 62 | .419 | 14 | 28 | .500 | 6 | 11 | .545 | 10 | 16 | 26 | 19 | 22 | 7 | 13 | 4 | 72 |
| June 29 | SACRAMENTO | L | 1 | 200 | 27 | 71 | .380 | 11 | 25 | .440 | 7 | 8 | .875 | 8 | 15 | 23 | 18 | 22 | 6 | 12 | 5 | 72 |
| July 1 | LOS ANGELES | L | 1 | 250 | 26 | 71 | .366 | 7 | 20 | .350 | 18 | 26 | .692 | 12 | 29 | 41 | 18 | 27 | 7 | 18 | 4 | 77 |
| July 3 | PHOENIX | W | 1 | 200 | 20 | 60 | .333 | 4 | 14 | .286 | 12 | 15 | .800 | 13 | 22 | 35 | 13 | 15 | 4 | 8 | 2 | 56 |
| July 6 | @ Houston | L | 1 | 200 | 22 | 71 | .310 | 6 | 25 | .240 | 4 | 8 | .500 | 12 | 15 | 27 | 14 | 21 | 8 | 14 | 0 | 54 |
| July 7 | @ Orlando | W | 1 | 200 | 26 | 62 | .419 | 9 | 21 | .429 | 10 | 15 | .667 | 9 | 16 | 25 | 18 | 21 | 10 | 13 | 1 | 71 |
| July 11 | @ New York | W | 1 | 200 | 22 | 51 | .431 | 5 | 12 | .417 | 9 | 14 | .643 | 8 | 13 | 21 | 14 | 15 | 6 | 17 | 1 | 58 |
| July 12 | @ Cleveland | L | 1 | 200 | 20 | 67 | .299 | 9 | 27 | .333 | 6 | 8 | .750 | 10 | 18 | 28 | 16 | 21 | 8 | 10 | 6 | 55 |
| July 17 | NEW YORK | W | 1 | 200 | 22 | 51 | .431 | 5 | 18 | .278 | 11 | 14 | .786 | 8 | 26 | 34 | 15 | 17 | 6 | 19 | 2 | 60 |
| July 19 | SACRAMENTO | W | 1 | 200 | 30 | 65 | .462 | 6 | 19 | .316 | 10 | 12 | .833 | 13 | 16 | 29 | 22 | 23 | 6 | 18 | 1 | 76 |
| July 21 | @ Charlotte | W | 1 | 200 | 27 | 56 | .482 | 7 | 17 | .412 | 15 | 21 | .714 | 7 | 16 | 23 | 22 | 24 | 0 | 6 | 4 | 76 |
| July 23 | WASHINGTON | L | 1 | 200 | 21 | 64 | .328 | 3 | 18 | .167 | 10 | 13 | .769 | 11 | 21 | 32 | 14 | 23 | 5 | 9 | 2 | 55 |
| July 25 | HOUSTON | L | 1 | 200 | 24 | 68 | .353 | 5 | 23 | .217 | 4 | 5 | .800 | 12 | 13 | 25 | 17 | 18 | 9 | 11 | 1 | 57 |
| July 27 | @ Sacramento | W | 1 | 200 | 24 | 59 | .407 | 7 | 22 | .318 | 6 | 7 | .857 | 8 | 15 | 23 | 15 | 23 | 5 | 14 | 4 | 61 |
| July 29 | @ Phoenix | L | 1 | 200 | 18 | 60 | .300 | 8 | 24 | .333 | 2 | 4 | .500 | 13 | 18 | 31 | 14 | 22 | 5 | 24 | 1 | 46 |
| July 31 | CHARLOTTE | L | 1 | 200 | 18 | 66 | .273 | 6 | 26 | .231 | 10 | 15 | .667 | 11 | 24 | 35 | 14 | 17 | 5 | 7 | 2 | 52 |
| August 2 | PHOENIX | W | 1 | 200 | 22 | 43 | .512 | 2 | 11 | .182 | 27 | 34 | .794 | 5 | 29 | 34 | 18 | 21 | 7 | 18 | 2 | 73 |
| August 4 | @ Detroit | L | 1 | 200 | 23 | 53 | .434 | 3 | 12 | .250 | 7 | 13 | .538 | 7 | 24 | 31 | 14 | 22 | 6 | 18 | 2 | 56 |
| August 6 | LOS ANGELES | L | 1 | 200 | 22 | 55 | .400 | 9 | 13 | .692 | 6 | 6 | 1.000 | 2 | 18 | 20 | 18 | 15 | 5 | 14 | 2 | 59 |
| August 7 | @ Utah | L | 1 | 200 | 25 | 60 | .417 | 6 | 20 | .300 | 14 | 17 | .824 | 5 | 18 | 23 | 14 | 23 | 5 | 13 | 2 | 70 |
| August 9 | @ Phoenix | L | 1 | 200 | 21 | 57 | .368 | 7 | 21 | .333 | 6 | 7 | .857 | 10 | 13 | 23 | 13 | 26 | 4 | 12 | 1 | 55 |
| August 11 | UTAH | W | 1 | 200 | 26 | 56 | .464 | 10 | 19 | .526 | 21 | 29 | .724 | 12 | 15 | 27 | 21 | 25 | 6 | 12 | 3 | 83 |
| August 14 | @ Houston | L | 1 | 200 | 18 | 59 | .305 | 3 | 22 | .136 | 14 | 18 | .778 | 13 | 16 | 29 | 11 | 19 | 3 | 15 | 2 | 53 |
| August 16 | CLEVELAND | W | 1 | 200 | 20 | 59 | .339 | 6 | 23 | .261 | 11 | 14 | .786 | 6 | 13 | 19 | 13 | 18 | 15 | 10 | 5 | 57 |
| August 18 | @ Los Angeles | L | 1 | 200 | 24 | 64 | .375 | 4 | 17 | .235 | 2 | 7 | .286 | 11 | 21 | 32 | 16 | 22 | 8 | 15 | 4 | 54 |
| August 20 | ORLANDO | L | 1 | 225 | 32 | 71 | .451 | 10 | 28 | .357 | 6 | 10 | .600 | 13 | 19 | 32 | 22 | 19 | 8 | 15 | 3 | 80 |
| August 21 | @ Washington | W | 1 | 200 | 16 | 50 | .320 | 5 | 12 | .417 | 11 | 18 | .611 | 12 | 18 | 30 | 11 | 19 | 7 | 15 | 2 | 48 |
| Season Totals | | | 32 | 6475 | 748 | 1925 | .389 | 200 | 603 | .332 | 339 | 470 | .721 | 298 | 608 | 906 | 525 | 670 | 204 | 437 | 78 | 2035 |
| Season Averages | | | | 202.3 | 23.4 | 60.2 | | 6.3 | 18.8 | | 10.6 | 14.7 | | 9.3 | 19.0 | 28.3 | 16.4 | 20.9 | 6.4 | 13.7 | 2.4 | 63.6 |



1999 DEFENSIVE GAME-BY-GAME STATISTICS

| Date | Opponent | W/L | G | MIN | Field Goals | | | 3-Point FG | | | Free Throws | | | Rebounds | | | | | PF | STL | TO | BLK | PTS |
|------------------------|---------------|-----|-----------|--------------|-------------|-------------|-------------|------------|-------------|-------------|-------------|-------------|-------------|------------|-------------|-------------|-------------|-------------|------------|-------------|------------|-------------|-----|
| | | | | | FG | FGA | PCT | FG | FGA | PCT | FT | FTA | PCT | OFF | DEF | TOT | AST | | | | | | |
| June 12 | DETROIT | W | 1 | 200 | 20 | 63 | .317 | 4 | 16 | .250 | 7 | 12 | .583 | 11 | 22 | 33 | 14 | 18 | 8 | 16 | 2 | 51 | |
| June 14 | UTAH | W | 1 | 200 | 18 | 57 | .316 | 2 | 15 | .133 | 16 | 19 | .842 | 9 | 23 | 32 | 9 | 28 | 5 | 18 | 5 | 54 | |
| June 19 | HOUSTON | L | 1 | 200 | 22 | 56 | .393 | 4 | 16 | .250 | 21 | 26 | .808 | 11 | 22 | 33 | 14 | 18 | 10 | 12 | 3 | 69 | |
| June 22 | @ Sacramento | L | 1 | 200 | 31 | 64 | .484 | 5 | 16 | .313 | 12 | 18 | .667 | 9 | 27 | 36 | 19 | 20 | 5 | 17 | 4 | 79 | |
| June 24 | @ Los Angeles | W | 1 | 200 | 25 | 62 | .403 | 5 | 18 | .278 | 18 | 22 | .818 | 11 | 17 | 28 | 14 | 30 | 3 | 15 | 1 | 73 | |
| June 26 | @ Utah | W | 1 | 200 | 21 | 48 | .438 | 3 | 11 | .273 | 17 | 23 | .739 | 6 | 27 | 33 | 17 | 21 | 5 | 19 | 5 | 62 | |
| June 29 | SACRAMENTO | L | 1 | 200 | 30 | 59 | .508 | 10 | 21 | .476 | 16 | 23 | .696 | 9 | 31 | 40 | 21 | 14 | 6 | 16 | 3 | 86 | |
| July 1 | LOS ANGELES | L | 1 | 250 | 27 | 67 | .403 | 6 | 22 | .273 | 21 | 28 | .750 | 7 | 27 | 34 | 17 | 27 | 6 | 14 | 2 | 81 | |
| July 3 | PHOENIX | W | 1 | 200 | 17 | 62 | .274 | 2 | 19 | .105 | 11 | 17 | .647 | 20 | 23 | 43 | 9 | 18 | 6 | 11 | 6 | 47 | |
| July 6 | @ Houston | L | 1 | 200 | 31 | 58 | .534 | 5 | 15 | .333 | 13 | 19 | .684 | 11 | 25 | 36 | 20 | 15 | 6 | 16 | 3 | 80 | |
| July 7 | @ Orlando | W | 1 | 200 | 21 | 45 | .467 | 6 | 15 | .400 | 18 | 23 | .783 | 9 | 21 | 30 | 16 | 22 | 6 | 23 | 4 | 66 | |
| July 11 | @ New York | W | 1 | 200 | 21 | 51 | .412 | 5 | 20 | .250 | 9 | 9 | 1.000 | 7 | 15 | 22 | 16 | 15 | 8 | 16 | 2 | 56 | |
| July 12 | @ Cleveland | L | 1 | 200 | 23 | 52 | .442 | 3 | 10 | .300 | 18 | 24 | .750 | 5 | 28 | 33 | 14 | 18 | 6 | 13 | 3 | 67 | |
| July 17 | NEW YORK | W | 1 | 200 | 23 | 66 | .348 | 5 | 16 | .313 | 7 | 11 | .636 | 10 | 18 | 28 | 15 | 15 | 7 | 11 | 4 | 58 | |
| July 19 | SACRAMENTO | W | 1 | 200 | 22 | 50 | .440 | 6 | 16 | .375 | 19 | 28 | .679 | 11 | 16 | 27 | 16 | 22 | 10 | 21 | 2 | 69 | |
| July 21 | @ Charlotte | W | 1 | 200 | 22 | 52 | .423 | 1 | 8 | .125 | 22 | 26 | .846 | 7 | 22 | 29 | 15 | 18 | 2 | 12 | 3 | 67 | |
| July 23 | WASHINGTON | L | 1 | 200 | 22 | 48 | .458 | 1 | 8 | .125 | 15 | 24 | .625 | 7 | 25 | 32 | 15 | 18 | 3 | 13 | 2 | 60 | |
| July 25 | HOUSTON | L | 1 | 200 | 21 | 45 | .467 | 3 | 8 | .375 | 17 | 21 | .810 | 6 | 25 | 31 | 15 | 15 | 6 | 19 | 3 | 62 | |
| July 27 | @ Sacramento | W | 1 | 200 | 20 | 46 | .435 | 4 | 15 | .267 | 15 | 22 | .682 | 7 | 18 | 25 | 10 | 17 | 5 | 14 | 3 | 59 | |
| July 29 | @ Phoenix | L | 1 | 200 | 31 | 60 | .517 | 4 | 13 | .308 | 13 | 18 | .722 | 10 | 23 | 33 | 25 | 10 | 16 | 13 | 2 | 79 | |
| July 31 | CHARLOTTE | L | 1 | 200 | 21 | 54 | .389 | 2 | 12 | .167 | 12 | 17 | .706 | 7 | 32 | 39 | 18 | 17 | 3 | 13 | 1 | 56 | |
| August 2 | PHOENIX | W | 1 | 200 | 20 | 59 | .339 | 5 | 17 | .294 | 11 | 15 | .733 | 7 | 18 | 25 | 16 | 25 | 6 | 15 | 1 | 56 | |
| August 4 | @ Detroit | L | 1 | 200 | 20 | 55 | .364 | 4 | 9 | .444 | 15 | 21 | .714 | 8 | 17 | 25 | 7 | 14 | 7 | 11 | 1 | 59 | |
| August 6 | LOS ANGELES | L | 1 | 200 | 30 | 61 | .492 | 6 | 20 | .300 | 11 | 14 | .786 | 10 | 29 | 39 | 23 | 19 | 6 | 15 | 1 | 77 | |
| August 7 | @ Utah | L | 1 | 200 | 32 | 63 | .508 | 3 | 11 | .273 | 13 | 17 | .765 | 11 | 28 | 39 | 22 | 22 | 5 | 16 | 1 | 80 | |
| August 9 | @ Phoenix | L | 1 | 200 | 19 | 44 | .432 | 4 | 11 | .364 | 22 | 26 | .846 | 10 | 24 | 34 | 14 | 16 | 2 | 13 | 2 | 64 | |
| August 11 | UTAH | W | 1 | 200 | 23 | 51 | .451 | 5 | 14 | .357 | 22 | 28 | .786 | 10 | 16 | 26 | 16 | 29 | 4 | 13 | 4 | 73 | |
| August 14 | @ Houston | L | 1 | 200 | 25 | 49 | .510 | 4 | 15 | .267 | 17 | 20 | .850 | 7 | 21 | 28 | 16 | 23 | 6 | 16 | 3 | 71 | |
| August 16 | CLEVELAND | W | 1 | 200 | 18 | 42 | .429 | 4 | 7 | .571 | 10 | 14 | .714 | 9 | 20 | 29 | 14 | 18 | 4 | 26 | 5 | 50 | |
| August 18 | @ Los Angeles | L | 1 | 200 | 26 | 62 | .419 | 5 | 13 | .385 | 15 | 24 | .625 | 17 | 27 | 44 | 13 | 16 | 9 | 14 | 3 | 72 | |
| August 20 | ORLANDO | L | 1 | 225 | 31 | 62 | .500 | 9 | 15 | .600 | 12 | 16 | .750 | 7 | 24 | 31 | 26 | 17 | 7 | 16 | 5 | 83 | |
| August 21 | @ Washington | W | 1 | 200 | 16 | 50 | .320 | 2 | 16 | .125 | 11 | 16 | .688 | 10 | 21 | 31 | 11 | 19 | 6 | 15 | 3 | 45 | |
| Season Totals | | | 32 | 6475 | 749 | 1763 | .425 | 137 | 458 | .299 | 476 | 641 | .743 | 296 | 732 | 1028 | 507 | 614 | 194 | 492 | 92 | 2111 | |
| Season Averages | | | | 202.3 | 23.4 | 55.1 | | 4.3 | 14.3 | | 14.9 | 20.0 | | 9.3 | 22.9 | 32.1 | 15.8 | 19.2 | 6.1 | 15.4 | 2.9 | 66.0 | |



1999 DAY-BY-DAY STATISTICS

| Date | Opponent | Score | Home | Road | Total | High Scoring | High Rebounds | High Assists | Opponent Scoring | Attendance |
|-----------|---------------|------------------|------|------|-------|-----------------------|--------------------|----------------------|-------------------|------------|
| June 12 | DETROIT | (W) 68-51 | 1-0 | 0-0 | 1-0 | Edwards (20) | Folkl (6) | Tate (7) | Bronddello (15) | 12,122 |
| June 14 | UTAH | (W) 78-54 | 2-0 | 0-0 | 2-0 | Reed (16) | Folkl/Reed (7) | Lloyd Curry (6) | Williams (18) | 8,457 |
| June 19 | HOUSTON | (L) 55-69 | 2-1 | 0-0 | 2-1 | Edwards (19) | Lloyd Curry (8) | Lloyd Curry (4) | Cooper (22) | 11,056 |
| June 22 | @ Sacramento | (L) 62-79 | 2-1 | 0-1 | 2-2 | Lloyd Curry (17) | Tate (8) | Tate (4) | Holland-Corn (15) | 5,038 |
| June 24 | @ Los Angeles | (W) 86-73 | 2-1 | 1-1 | 3-2 | Reed (28) | Tate (6) | Tate (5) | Leslie (21) | 8,376 |
| June 26 | @ Utah | (W) 72-62 | 2-1 | 2-1 | 4-2 | Edwards (23) | Tate (5) | Reed (4) | Dydek (19) | 5,705 |
| June 29 | SACRAMENTO | (L) 72-86 | 2-2 | 2-1 | 4-3 | K. Smith (21) | Tate (6) | Tate (5) | Griffith (30) | 8,484 |
| July 1 | LOS ANGELES | (L) 77-81 (2 OT) | 2-3 | 2-1 | 4-4 | Reed (23) | Folkl/Tate (8) | Lloyd Curry (6) | Grubin (20) | 8,536 |
| July 3 | PHOENIX | (W) 56-47 | 3-3 | 2-1 | 5-4 | Reed (14) | Reed (8) | Tate (4) | Gillom (18) | 9,560 |
| July 6 | @ Houston | (L) 54-80 | 3-3 | 2-2 | 5-5 | Barnes (9) | K. Smith (6) | Tate (4) | Cooper (21) | 9,808 |
| July 7 | @ Orlando | (W) 71-66 | 3-3 | 3-2 | 6-5 | Edwards (22) | Reed (7) | Edwards (5) | Sam (15) | 7,229 |
| July 11 | @ New York | (W) 58-56 | 3-3 | 4-2 | 7-5 | Reed (19) | Reed (7) | Reed (5) | Robinson (13) | 12,975 |
| July 12 | @ Cleveland | (L) 55-67 | 3-3 | 4-3 | 7-6 | K. Smith (17) | Reed (8) | Tate/K. Smith (5) | Jones (21) | 7,386 |
| July 17 | NEW YORK | (W) 60-58 | 4-3 | 4-3 | 8-6 | Reed (20) | Reed (8) | Edwards/Reed (4) | Johnson (17) | 10,290 |
| July 19 | SACRAMENTO | (W) 76-69 | 5-3 | 4-3 | 9-6 | Reed (22) | Lloyd Curry (8) | Reed (6) | Griffith (22) | 9,233 |
| July 21 | @ Charlotte | (W) 76-67 | 5-3 | 5-3 | 10-6 | Reed (26) | Reed/K. Smith (6) | Lloyd Curry (11) | Mapp (22) | 4,665 |
| July 23 | WASHINGTON | (L) 55-60 | 5-4 | 5-3 | 10-7 | Reed (28) | Reed/Tate (7) | K. Smith (5) | McCray (19) | 10,098 |
| July 25 | HOUSTON | (L) 57-62 | 5-5 | 5-3 | 10-8 | Edwards (25) | Potthoff/Reed (4) | Lloyd Curry (5) | Cooper (20) | 11,399 |
| July 27 | @ Sacramento | (W) 61-59 | 5-5 | 6-3 | 11-8 | Edwards (17) | Lloyd Curry (8) | Edwards (8) | Penicheiro (27) | 5,262 |
| July 29 | @ Phoenix | (L) 46-79 | 5-5 | 6-4 | 11-9 | Reed (12) | Reed (9) | Lloyd Curry (3) | Gillom (22) | 12,120 |
| July 31 | CHARLOTTE | (L) 52-56 | 5-6 | 6-4 | 11-10 | Reed (21) | Reed (13) | Edwards (5) | Stinson (17) | 12,690 |
| August 2 | PHOENIX | (W) 73-56 | 6-6 | 6-4 | 12-10 | Reed (17) | Lloyd Curry (9) | Tate (5) | Askamp (12) | 9,374 |
| August 4 | @ Detroit | (L) 56-59 | 6-6 | 6-5 | 12-11 | Reed (19) | Lloyd Curry (9) | Tate (5) | Bronddello (21) | 8,253 |
| August 6 | LOS ANGELES | (L) 59-77 | 6-7 | 6-5 | 12-12 | Edwards/K. Smith (13) | Edwards (8) | Potthoff/Reed (4) | Leslie (29) | 11,097 |
| August 7 | @ Utah | (L) 70-80 | 6-7 | 6-6 | 12-13 | Reed (24) | Lloyd Curry (6) | Edwards (5) | Dydek (19) | 7,583 |
| August 9 | @ Phoenix | (L) 55-64 | 6-7 | 6-7 | 12-14 | Edwards (18) | Reed (6) | Edwards (4) | Gillom (15) | 11,964 |
| August 11 | UTAH | (W) 83-73 | 7-7 | 6-7 | 13-14 | K. Smith (27) | Edwards (7) | Lloyd Curry (6) | Hiede (20) | 10,104 |
| August 14 | @ Houston | (L) 53-71 | 7-7 | 6-8 | 13-15 | Tate (15) | Folkl (9) | LaFleur/Tate (3) | Cooper (17) | 13,859 |
| August 16 | CLEVELAND | (W) 57-50 | 8-7 | 6-8 | 14-15 | K. Smith (15) | Folkl (6) | LaFleur/K. Smith (3) | Nemcova (17) | 11,230 |
| August 18 | @ Los Angeles | (L) 54-72 | 8-7 | 6-9 | 14-16 | Folkl (15) | Barnes/LaFleur (5) | Tate (5) | Feaster (16) | 8,943 |
| August 20 | ORLANDO | (L) 80-83 (OT) | 8-8 | 6-9 | 14-17 | Folkl (21) | Folkl (9) | LaFleur (7) | S. Johnson (20) | 14,171 |
| August 21 | @ Washington | (W) 48-45 | 8-8 | 7-9 | 15-17 | Edwards/K. Smith (17) | Folkl (7) | Edwards (4) | McCray (19) | 19,839 |



1999 SEASON SUMMARY

| | RECORD | HOME | ROAD | OT |
|---------|--------|------|------|-----|
| OVERALL | 15-17 | 8-8 | 7-9 | 0-2 |

TEAM WINNING & LOSING STREAKS:

| | OVERALL | HOME | ROAD |
|-------|--|---|--|
| Long: | Win (1) Win (3) Loss (4) | Win (1) Win (3) Loss (3) | Loss (1) Win (2) Loss (6) |
| Last: | Win: August 21 @ Washington (48-45) Loss: August 20 vs. Orlando (80-83) | Win: August 16 vs. Cleveland (57-50) Loss: August 20 vs. Orlando (80-83) | Win: August 21 @ Washington (48-45) Loss: August 18 @ Los Angeles (54-72) |

| MONTH | W/L | OFFENSE | DEFENSE | VS. OPPONENT | HOME ATTENDANCE |
|--------|-----|-----------|-----------|--------------|--------------------------------------|
| June | 4-3 | 70 + 8-4 | 70 + 2-10 | .500 + 8-10 | 16 Games |
| July | 7-7 | 70 < 7-13 | 70 < 13-7 | .500 < 6-7 | Total: 167,901 |
| August | 4-7 | | | | Average: 10,494 4,171 High |

| MARGINS | 1 | 2 | 3 | 4 | 5 | 6 | 7 | 8 | 9 | 10 | 11 | 12 | 13 | 14 | 15 | 16 | 17 | 18 | 19 | 20 | 21 | 22 | 23 | 24 | 25 | 26 | 27 | 28 | 29 | 30+ |
|----------|---|---|---|---|---|---|---|---|---|----|----|----|----|----|----|----|----|----|----|----|----|----|----|----|----|----|----|----|----|-----|
| WON BY: | | 3 | 1 | | 1 | | 2 | | 2 | 2 | | | 1 | | | | 2 | | | | | | | 1 | | | | | | |
| LOST BY: | | | 2 | 2 | 2 | | | | 1 | 1 | | 1 | | 2 | | | 1 | 3 | | | | | | | | 1 | | | | 1 |

| At Start Of: | | OVERALL | HOME | ROAD | ROAD | FG% | OVERALL | HOME-ROAD |
|--------------|---------|---------|------|------|--------|------|---------|-----------|
| 2nd Quarter | Ahead: | 0-0 | 0-0 | 0-0 | -44% | 9-16 | 4-7 | 5-9 |
| | Behind: | 0-0 | 0-0 | 0-0 | 45-49% | 4-1 | 3-1 | 1-0 |
| | Tied: | 15-17 | 8-8 | 7-9 | 50-54% | 2-0 | 1-0 | 1-0 |
| 3rd Quarter | Ahead: | 10-5 | 6-4 | 4-1 | 55-59% | 0-0 | 0-0 | 0-0 |
| | Behind: | 3-11 | 1-3 | 2-8 | +60% | 0-0 | 0-0 | 0-0 |
| | Tied: | 2-1 | 1-1 | 1-0 | | | | |
| 4th Quarter | Ahead: | 10-5 | 6-4 | 4-1 | | | | |
| | Behind: | 3-11 | 1-3 | 2-8 | | | | |
| | Tied: | 2-1 | 1-1 | 1-0 | | | | |



ALL-TIME RECORD VS. EASTERN CONFERENCE

Atlanta Dream

| Date | W/L | Score | Site |
|----------|-----|---------------|----------------|
| 06/03/08 | W | 85-81 | Philips Arena |
| 07/09/08 | L | 67-73 | Target Center |
| 06/30/09 | W | 91-85 | Philips Arena |
| 07/15/09 | L | 77-91 | Target Center |
| 07/01/10 | L | 58-76 | Philips Arena |
| 07/14/10 | W | 83-81 | Target Center |
| 06/17/11 | W | 96-85 | Target Center |
| 06/19/11 | W | 77-64 | Philips Arena |
| 08/25/12 | W | 84-74 | Philips Arena |
| 09/07/12 | W | 97-93 (20T) | Target Center |
| 07/09/13 | W | 94-72 | Target Center |
| 08/20/13 | L | 75-88 | Philips Arena |
| 06/13/14 | L | 85-82 | Philips Arena |
| 07/22/14 | W | 112-108 (20T) | Target Center |
| 07/31/15 | W | 86-70 | Target Center |
| 08/14/15 | W | 84-82 | Philips Arena |
| 06/10/16 | W | 110-78 | Phillips Arena |
| 07/20/16 | W | 83-65 | Target Center |
| 09/17/16 | W | 95-87 | Phillips Arena |

All-Time Series: 14-5

| | |
|------|-----|
| 2008 | 1-1 |
| 2009 | 1-1 |
| 2010 | 1-1 |
| 2011 | 2-0 |
| 2012 | 2-0 |
| 2013 | 1-1 |
| 2014 | 1-1 |
| 2015 | 2-0 |
| 2016 | 3-0 |

Chicago Sky

| Date | W/L | Score | Site |
|----------|-----|------------|----------------|
| 07/19/06 | W | 90-82 | Target Center |
| 07/28/06 | L | 65-79 | UIC Pavilion |
| 05/25/07 | L | 77-82 | Target Center |
| 06/03/07 | L | 72-78 | UIC Pavilion |
| 05/29/08 | W | 75-69 | UIC Pavilion |
| 07/01/08 | L | 71-73 | Target Center |
| 06/06/09 | W | 102-85 | Target Center |
| 08/15/09 | L | 76-79 | UIC Pavilion |
| 05/29/10 | L | 58-73 | Target Center |
| 08/07/10 | W | 87-82 (OT) | Allstate Arena |
| 08/12/11 | W | 79-76 | Allstate Arena |
| 09/08/11 | W | 78-69 | Target Center |
| 06/23/12 | W | 79-67 | Target Center |
| 09/11/12 | L | 70-83 | Allstate Arena |
| 08/11/13 | L | 86-94 (OT) | Allstate Arena |
| 09/14/13 | W | 79-66 | Target Center |
| 05/26/14 | W | 75-72 | Allstate Arena |
| 08/07/14 | W | 74-64 | Target Center |
| 07/10/15 | L | 83-90 | Allstate Arena |
| 07/17/15 | W | 84-66 | Target Center |
| 05/18/16 | W | 97-80 | Allstate Arena |
| 07/05/16 | W | 87-82 | Target Center |
| 09/13/16 | L | 97-98 (OT) | Allstate Arena |

All-Time Series: 13-10

| | |
|------|-----|
| 2006 | 1-1 |
| 2007 | 0-2 |
| 2008 | 1-1 |
| 2009 | 1-1 |
| 2010 | 1-1 |
| 2011 | 2-0 |
| 2012 | 1-1 |
| 2013 | 1-1 |
| 2014 | 2-0 |
| 2015 | 1-1 |
| 2016 | 2-1 |

Connecticut Sun

(1999-2002 as Orlando Miracle)

| Date | W/L | Score | Site |
|----------|-----|--------------|----------------------|
| 07/07/99 | W | 71-66 | TD Waterhouse Centre |
| 08/20/99 | L | 80-83 (OT) | Target Center |
| 06/08/00 | W | 71-57 | TD Waterhouse Centre |
| 06/15/00 | W | 72-66 | Target Center |
| 07/21/01 | L | 49-71 | TD Waterhouse Centre |
| 06/29/02 | W | 67-59 | Target Center |
| 07/10/03 | W | 83-75 | Target Center |
| 07/23/03 | L | 70-84 | Mohegan Sun Arena |
| 07/14/04 | W | 66-63 | Target Center |
| 07/22/04 | W | 68-52 | Mohegan Sun Arena |
| 06/30/05 | L | 56-71 | Mohegan Sun Arena |
| 07/17/05 | L | 53-72 | Target Center |
| 05/23/06 | L | 69-81 | Target Center |
| 06/22/06 | L | 62-79 | Mohegan Sun Arena |
| 06/13/07 | W | 77-73 (OT) | Target Center |
| 07/17/07 | L | 79-84 | Mohegan Sun Arena |
| 06/06/08 | L | 77-78 | Mohegan Sun Arena |
| 06/10/08 | L | 66-75 | Target Center |
| 08/07/09 | W | 95-88 | Target Center |
| 08/22/09 | L | 94-98 | Mohegan Sun Arena |
| 05/27/10 | L | 79-105 | Mohegan Sun Arena |
| 08/03/10 | W | 111-103 (OT) | Target Center |
| 07/09/11 | W | 90-67 | Target Center |
| 08/16/11 | L | 79-108 | Mohegan Sun Arena |
| 06/01/12 | W | 85-72 | Mohegan Sun Arena |
| 07/07/12 | L | 80-86 | Target Center |
| 06/01/13 | W | 90-74 | Target Center |
| 08/22/13 | W | 91-77 | Mohegan Sun Arena |
| 05/18/14 | W | 90-87 (OT) | Target Center |
| 07/27/14 | W | 76-65 | Mohegan Sun Arena |
| 07/14/15 | W | 85-79 | Mohegan Sun Arena |
| 07/22/15 | L | 77-78 (OT) | Target Center |
| 07/07/16 | L | 89-93 (OT) | Mohegan Sun Arena |
| 08/26/16 | L | 80-84 | Mohegan Sun Arena |
| 09/04/16 | W | 93-79 | Target Center |

All-Time Series: 16-17

| | | | |
|------|-----|------|-----|
| 1999 | 1-1 | 2009 | 1-1 |
| 2000 | 2-0 | 2010 | 1-1 |
| 2001 | 0-1 | 2011 | 1-1 |
| 2002 | 1-0 | 2012 | 1-1 |
| 2003 | 1-1 | 2013 | 2-0 |
| 2004 | 2-0 | 2014 | 2-0 |
| 2005 | 0-2 | 2015 | 1-1 |
| 2006 | 0-2 | 2016 | 1-2 |
| 2007 | 1-1 | | |
| 2008 | 0-2 | | |



ALL-TIME RECORD VS. EASTERN CONFERENCE

Indiana Fever

| Date | W/L | Score | Site |
|----------|-----|------------|-------------------------|
| 08/06/00 | W | 80-75 | Target Center |
| 06/12/01 | L | 60-65 | Target Center |
| 06/16/01 | L | 65-67 | Conseco Fieldhouse |
| 07/26/02 | L | 63-73 | Conseco Fieldhouse |
| 06/21/03 | W | 66-58 | Target Center |
| 07/26/03 | W | 70-65 | Conseco Fieldhouse |
| 07/08/04 | L | 56-58 | Conseco Fieldhouse |
| 09/03/04 | L | 61-69 | Target Center |
| 06/24/05 | L | 55-57 | Conseco Fieldhouse |
| 07/19/05 | W | 66-45 | Target Center |
| 06/02/06 | W | 92-87 | Target Center |
| 08/03/06 | L | 59-69 | Conseco Fieldhouse |
| 05/19/07 | L | 64-83 | Conseco Fieldhouse |
| 05/29/07 | L | 75-89 | Target Center |
| 07/24/08 | W | 84-80 (OT) | Conseco Fieldhouse |
| 09/09/08 | W | 86-76 | Target Center |
| 06/07/09 | W | 96-74 | Conseco Fieldhouse |
| 08/13/09 | L | 81-91 | Target Center |
| 06/06/10 | L | 51-89 | Target Center |
| 08/22/10 | W | 83-79 (OT) | Conseco Fieldhouse |
| 06/26/11 | L | 75-78 | Target Center |
| 07/15/11 | W | 80-70 | Conesco Fieldhouse |
| 09/14/12 | W | 66-64 | Bankers Life Fieldhouse |
| 09/17/12 | W | 86-79 | Target Center |
| 07/11/13 | W | 69-62 | Bankers Life Fieldhouse |
| 08/24/13 | W | 84-77 | Target Center |
| 06/22/14 | W | 83-77 | Target Center |
| 08/05/14 | W | 66-64 | Bankers Life Fieldhouse |
| 06/06/15 | W | 78-69 | Bankers Life Fieldhouse |
| 09/04/15 | W | 81-65 | Target Center |
| 05/27/16 | W | 74-71 | Target Center |
| 06/14/16 | W | 87-63 | Target Center |
| 09/16/16 | W | 82-75 | Bankers Life Fieldhouse |

All-Time Series: 21-12

| | | | |
|------|-----|------|-----|
| 2000 | 1-0 | 2010 | 1-1 |
| 2001 | 0-2 | 2011 | 1-1 |
| 2002 | 0-1 | 2012 | 2-0 |
| 2003 | 2-0 | 2013 | 2-0 |
| 2004 | 0-2 | 2014 | 2-0 |
| 2005 | 1-1 | 2015 | 2-0 |
| 2006 | 1-1 | 2016 | 3-0 |
| 2007 | 0-2 | | |
| 2008 | 2-0 | | |
| 2009 | 1-1 | | |

New York Liberty

| Date | W/L | Score | Site |
|----------|-----|------------|-----------------------|
| 07/11/99 | W | 58-56 | Madison Square Garden |
| 07/17/99 | W | 60-58 | Target Center |
| 07/07/00 | L | 70-76 | Target Center |
| 07/06/01 | L | 57-70 | Target Center |
| 07/13/01 | L | 64-67 | Madison Square Garden |
| 08/06/02 | W | 52-49 | Madison Square Garden |
| 06/06/03 | L | 60-70 | Target Center |
| 05/30/04 | L | 64-68 | Target Center |
| 07/15/04 | W | 69-66 | Madison Square Garden |
| 07/15/05 | W | 64-60 | Madison Square Garden |
| 07/24/05 | L | 47-59 | Target Center |
| 06/24/06 | L | 83-93 | Target Center |
| 07/30/06 | L | 69-78 | Madison Square Garden |
| 06/01/07 | L | 60-70 | Target Center |
| 08/02/07 | L | 66-71 | Madison Square Garden |
| 06/14/08 | L | 76-77 | Madison Square Garden |
| 06/24/08 | W | 91-69 | Target Center |
| 06/23/09 | W | 69-57 | Target Center |
| 08/23/09 | L | 67-80 | Madison Square Garden |
| 06/22/10 | W | 75-68 | Madison Square Garden |
| 08/08/10 | L | 72-74 | Target Center |
| 09/02/11 | L | 62-78 | Target Center |
| 09/04/11 | W | 86-68 | Prudential Center |
| 05/22/12 | W | 80-62 | Prudential Center |
| 06/21/12 | W | 102-70 | Target Center |
| 08/18/13 | W | 88-57 | Target Center |
| 08/27/13 | W | 73-47 | Prudential Center |
| 05/24/14 | W | 87-82 | Target Center |
| 07/06/14 | L | 80-87 | Madison Square Garden |
| 08/28/15 | L | 68-81 | Madison Square Garden |
| 09/06/15 | L | 71-75 | Target Center |
| 05/31/16 | W | 79-69 | Madison Square Garden |
| 06/29/16 | L | 92-95 (OT) | Target Center |
| 07/15/16 | W | 88-70 | Target Center |

All-Time Series: 16-18

| | | | |
|------|-----|------|-----|
| 1999 | 2-0 | 2009 | 1-1 |
| 2000 | 0-1 | 2010 | 1-1 |
| 2001 | 0-2 | 2011 | 1-1 |
| 2002 | 1-0 | 2012 | 2-0 |
| 2003 | 0-1 | 2013 | 2-0 |
| 2004 | 1-1 | 2014 | 1-1 |
| 2005 | 1-1 | 2015 | 0-2 |
| 2006 | 0-2 | 2016 | 2-1 |
| 2007 | 0-2 | | |
| 2008 | 1-1 | | |

Washington Mystics

| Date | W/L | Score | Site |
|----------|-----|------------|----------------|
| 07/23/99 | L | 55-60 | Target Center |
| 08/21/99 | W | 48-45 | MCI Center |
| 07/29/00 | W | 87-85 | MCI Center |
| 06/25/01 | W | 55-51 | MCI Center |
| 07/27/01 | L | 60-62 | Target Center |
| 07/03/02 | L | 63-64 | Target Center |
| 06/29/03 | W | 59-50 | MCI Center |
| 05/28/04 | W | 73-62 | Target Center |
| 07/23/04 | L | 61-65 | MCI Center |
| 06/03/05 | L | 71-74 | MCI Center |
| 06/11/05 | W | 78-60 | Target Center |
| 05/27/06 | L | 75-90 | Verizon Center |
| 07/05/06 | W | 84-74 | Target Center |
| 07/10/07 | L | 83-91 (OT) | Verizon Center |
| 07/20/07 | L | 87-91 (OT) | Target Center |
| 08/30/08 | W | 92-78 | Target Center |
| 09/14/08 | W | 96-70 | Verizon Center |
| 07/07/09 | W | 96-94 (OT) | Target Center |
| 08/30/09 | L | 75-81 | Verizon Center |
| 05/16/10 | L | 76-87 | Target Center |
| 08/13/10 | L | 58-61 | Verizon Center |
| 08/18/11 | W | 81-62 | Verizon Center |
| 08/30/11 | W | 73-56 | Target Center |
| 05/30/12 | W | 79-77 | Verizon Center |
| 08/17/12 | W | 98-69 | Target Center |
| 06/08/13 | L | 80-85 | Verizon Center |
| 08/08/13 | L | 75-79 | Target Center |
| 05/16/14 | W | 89-77 | Verizon Center |
| 06/20/14 | W | 75-65 | Target Center |
| 08/16/15 | L | 69-77 | Verizon Center |
| 08/19/15 | L | 61-79 | Target Center |
| 06/11/16 | W | 83-76 | Verizon Center |
| 06/26/16 | L | 63-87 | Verizon Center |
| 09/02/16 | W | 75-69 | Target Center |

All-Time Series: 18-17

| | | | |
|------|-----|------|-----|
| 1999 | 1-1 | 2009 | 1-1 |
| 2000 | 1-0 | 2010 | 0-2 |
| 2001 | 1-1 | 2011 | 2-0 |
| 2002 | 0-1 | 2012 | 2-0 |
| 2003 | 1-0 | 2013 | 0-2 |
| 2004 | 1-1 | 2014 | 2-0 |
| 2005 | 1-1 | 2015 | 0-2 |
| 2006 | 1-1 | 2016 | 2-1 |
| 2007 | 0-2 | | |
| 2008 | 2-0 | | |



ALL-TIME RECORD VS. WESTERN CONFERENCE

Dallas Wings

(1999-2009 as Detroit Shock; 2010-2015 as Tulsa Shock)

| Date | W/L | Score | Site |
|----------|-----|------------|----------------------------|
| 06/12/99 | W | 68-51 | Target Center |
| 08/04/99 | L | 56-59 | The Palace of Auburn Hills |
| 06/05/00 | W | 88-68 | Target Center |
| 06/17/01 | W | 71-63 | The Palace of Auburn Hills |
| 07/01/02 | W | 85-80 (OT) | Target Center |
| 07/12/02 | L | 69-72 | The Palace of Auburn Hills |
| 08/23/03 | L | 77-86 (OT) | Target Center |
| 07/03/04 | W | 78-70 | Target Center |
| 08/01/04 | W | 59-58 | The Palace of Auburn Hills |
| 07/13/05 | W | 71-61 | Target Center |
| 08/11/05 | L | 66-72 (OT) | The Palace of Auburn Hills |
| 05/24/06 | L | 69-78 | The Palace of Auburn Hills |
| 07/07/06 | L | 80-92 | Target Center |
| 05/22/07 | L | 75-85 | The Palace of Auburn Hills |
| 08/16/07 | W | 87-77 | Target Center |
| 05/18/08 | W | 84-70 | Target Center |
| 06/20/08 | L | 93-98 (OT) | The Palace of Auburn Hills |
| 07/31/09 | L | 83-91 | The Palace of Auburn Hills |
| 09/09/09 | W | 75-72 | Target Center |
| 05/15/10 | W | 80-74 | BOK Center |
| 05/23/10 | L | 82-94 | Target Center |
| 06/04/10 | L | 79-92 | BOK Center |
| 06/18/10 | W | 78-67 | Target Center |
| 06/19/10 | W | 92-78 | BOK Center |
| 06/07/11 | W | 75-65 | Target Center |
| 06/30/11 | W | 101-71 | BOK Center |
| 08/14/11 | W | 82-54 | Target Center |
| 08/23/11 | W | 78-72 | BOK Center |
| 06/09/12 | W | 93-73 | BOK Center |
| 07/10/12 | W | 107-86 | BOK Center |
| 07/12/12 | W | 89-74 | Target Center |
| 08/19/12 | W | 83-59 | Target Center |
| 08/31/12 | W | 92-83 | Target Center |
| 06/14/13 | W | 83-74 | BOK Center |
| 06/23/13 | W | 88-79 | Target Center |
| 07/13/13 | W | 86-75 | BOK Center |
| 08/16/13 | L | 77-83 | Target Center |
| 05/23/14 | W | 94-93 | BOK Center |
| 07/10/14 | W | 91-85 | BOK Center |
| 07/16/14 | W | 93-82 | Target Center |
| 08/02/14 | W | 84-75 | BOK Center |
| 08/16/14 | W | 80-63 | Target Center |
| 06/05/15 | W | 83-75 | Target Center |
| 06/21/15 | L | 78-86 | Target Center |
| 07/19/15 | W | 79-72 | BOK Center |
| 08/01/15 | W | 86-80 | BOK Center |
| 06/04/16 | W | 80-63 | Target Center |
| 07/09/16 | W | 93-56 | Target Center |
| 07/17/16 | W | 98-97 (OT) | College Park Center |

All-Time Series: 36-13

| Year | W/L | Year | W/L |
|------|-----|------|-----|
| 1999 | 1-1 | 2009 | 1-1 |
| 2000 | 1-0 | 2010 | 3-2 |
| 2001 | 1-0 | 2011 | 4-0 |
| 2002 | 1-1 | 2012 | 5-0 |
| 2003 | 0-1 | 2013 | 3-1 |
| 2004 | 2-0 | 2014 | 5-0 |
| 2005 | 1-1 | 2015 | 3-1 |
| 2006 | 0-2 | 2016 | 3-0 |
| 2007 | 1-1 | | |
| 2008 | 1-1 | | |

Los Angeles Sparks

| Date | W/L | Score | Site |
|----------|-----|-------------|---------------------|
| 06/24/99 | W | 86-73 | Great Western Forum |
| 07/01/99 | L | 77-81 (20T) | Target Center |
| 08/06/99 | L | 59-77 | Target Center |
| 08/18/99 | L | 54-72 | Great Western Forum |
| 06/03/00 | L | 75-82 | Target Center |
| 07/15/00 | L | 57-58 | Great Western Forum |
| 07/31/00 | L | 66-73 | Target Center |
| 06/09/01 | L | 60-62 | Target Center |
| 07/08/01 | L | 95-100 (OT) | Staples Center |
| 07/30/01 | L | 69-78 | Staples Center |
| 06/08/02 | L | 72-76 | Target Center |
| 06/21/02 | L | 64-73 | Staples Center |
| 08/11/02 | L | 58-69 | Target Center |
| 05/28/03 | L | 80-83 | Target Center |
| 06/10/03 | L | 75-76 | Staples Center |
| 08/14/03 | L | 83-87 | Target Center |
| 08/21/03 | L | 65-88 | Staples Center |
| 06/11/04 | L | 55-69 | Staples Center |
| 06/27/04 | L | 67-83 | Target Center |
| 09/17/04 | W | 78-66 | Staples Center |
| 05/25/05 | W | 68-65 | Target Center |
| 06/18/05 | L | 56-69 | Staples Center |
| 08/07/05 | W | 76-72 | Target Center |
| 08/23/05 | L | 63-74 | Staples Center |
| 05/31/06 | W | 114-71 | Target Center |
| 07/16/06 | L | 78-90 | Target Center |
| 08/13/06 | L | 59-78 | Staples Center |
| 06/08/07 | L | 87-90 | Staples Center |
| 06/16/07 | W | 83-58 | Target Center |
| 07/27/07 | W | 85-76 | Target Center |
| 08/12/07 | L | 80-89 | Staples Center |
| 07/03/08 | W | 88-70 | Staples Center |
| 07/27/08 | L | 84-92 (OT) | Target Center |
| 09/01/08 | L | 88-96 | Staples Center |
| 06/10/09 | W | 87-76 | Target Center |
| 07/28/09 | L | 70-76 | Target Center |
| 08/19/09 | L | 63-78 | Staples Center |

| | | | |
|----------|---|-------|----------------|
| 09/11/09 | L | 61-90 | Staples Center |
| 06/13/10 | L | 84-88 | Staples Center |
| 07/27/10 | L | 58-71 | Target Center |
| 08/12/10 | L | 77-78 | Target Center |
| 08/20/10 | L | 97-98 | Staples Center |
| 06/03/11 | L | 74-82 | Staples Center |
| 06/05/11 | W | 86-69 | Target Center |
| 07/26/11 | W | 85-72 | Target Center |
| 08/07/11 | W | 84-78 | Staples Center |
| 08/20/11 | W | 87-68 | Target Center |
| 05/24/12 | W | 92-84 | Target Center |
| 07/05/12 | L | 90-96 | Staples Center |
| 09/04/12 | W | 88-77 | Target Center |
| 09/20/12 | L | 72-92 | Staples Center |
| 06/21/13 | L | 59-87 | Staples Center |
| 06/28/13 | W | 88+64 | Target Center |
| 07/02/13 | L | 66-96 | Staples Center |
| 09/04/13 | W | 83-74 | Target Center |
| 09/12/13 | L | 84-85 | Staples Center |
| 06/08/14 | W | 85-72 | Staples Center |
| 06/17/14 | W | 94-77 | Staples Center |
| 07/08/14 | W | 83-72 | Target Center |
| 08/12/14 | L | 63-71 | Target Center |
| 06/16/15 | W | 67-58 | Staples Center |
| 07/29/15 | W | 82-76 | Target Center |
| 08/04/15 | L | 61-83 | Staples Center |
| 08/09/15 | W | 72-64 | Target Center |
| 06/21/16 | W | 72-69 | Staples Center |
| 06/24/16 | L | 76-94 | Target Center |
| 09/06/16 | W | 77-74 | Staples Center |

All-Time Series: 25-42

| Year | W/L | Year | W/L |
|------|-----|------|-----|
| 1999 | 3-1 | 2009 | 1-3 |
| 2000 | 0-3 | 2010 | 0-4 |
| 2001 | 0-3 | 2011 | 4-1 |
| 2002 | 0-3 | 2012 | 1-2 |
| 2003 | 0-4 | 2013 | 2-3 |
| 2004 | 1-2 | 2014 | 3-1 |
| 2005 | 2-2 | 2015 | 3-1 |
| 2006 | 1-2 | 2016 | 2-1 |
| 2007 | 2-2 | | |
| 2008 | 1-2 | | |



ALL-TIME RECORD VS. WESTERN CONFERENCE

Phoenix Mercury

| Date | W/L | Score | Site |
|----------|-----|---------------|--------------------|
| 07/03/99 | W | 56-47 | Target Center |
| 07/29/99 | L | 46-79 | America West Arena |
| 08/02/99 | W | 76-56 | Target Center |
| 08/09/99 | L | 55-64 | America West Arena |
| 06/17/00 | W | 69-62 | America West Arena |
| 06/20/00 | L | 55-74 | Target Center |
| 07/11/00 | L | 56-64 | America West Arena |
| 06/02/01 | L | 80-89 | Target Center |
| 07/14/01 | L | 67-80 | Target Center |
| 08/01/01 | W | 68-63 | America West Arena |
| 06/23/02 | L | 61-70 | America West Arena |
| 07/29/02 | L | 45-57 | America West Arena |
| 08/02/02 | W | 75-51 | Target Center |
| 06/27/03 | W | 67-59 | Target Center |
| 08/04/03 | W | 61-56 | Target Center |
| 08/06/03 | L | 49-56 | America West Arena |
| 08/20/03 | W | 69-66 | America West Arena |
| 06/05/04 | W | 76-68 | Target Center |
| 06/22/04 | L | 46-69 | America West Arena |
| 07/09/04 | W | 61-59 | Target Center |
| 07/18/04 | W | 63-30 | America West Arena |
| 06/22/05 | W | 75-59 | Target Center |
| 07/29/05 | L | 65-69 | America West Arena |
| 08/03/05 | L | 64-70 | America West Arena |
| 08/21/05 | L | 69-83 | America West Arena |
| 06/18/06 | W | 94-82 | Target Center |
| 06/28/06 | L | 78-81 | US Airways Center |
| 08/08/06 | L | 68-99 | US Airways Center |
| 06/05/07 | W | 90-85 | US Airways Center |
| 07/03/07 | L | 79-95 | Target Center |
| 07/22/07 | L | 93-106 | US Airways Center |
| 07/25/07 | L | 79-103 | Target Center |
| 05/31/08 | W | 94-83 | Target Center |
| 09/03/08 | L | 96-103 | US Airways Center |
| 09/12/08 | L | 87-96 | Target Center |
| 06/17/09 | L | 80-104 | US Airways Center |
| 06/27/09 | W | 109-80 | Target Center |
| 07/22/09 | W | 99-86 | US Airways Center |
| 08/01/09 | L | 74-87 | Target Center |
| 06/01/10 | W | 92-82 | Target Center |
| 06/10/10 | L | 88-99 | US Airways Center |
| 07/24/10 | L | 124-127 (2OT) | Target Center |
| 07/29/10 | L | 92-110 | US Airways Center |
| 07/13/11 | L | 105-112 | Target Center |
| 07/20/11 | W | 106-98 | US Airways Center |
| 08/02/11 | W | 90-73 | Target Center |
| 08/09/11 | L | 80-85 | US Airways Center |
| 09/11/11 | W | 96-90 | US Airways Center |
| 05/20/12 | W | 105-83 | Target Center |
| 06/15/12 | W | 78-60 | US Airways Center |
| 06/27/12 | W | 96-80 | Target Center |
| 09/21/12 | W | 89-66 | US Airways Center |
| 06/06/13 | W | 99-79 | Target Center |
| 06/19/13 | W | 80-69 | US Airways Center |

| Date | W/L | Score | Site |
|----------|-----|-------|----------------------------|
| 07/07/13 | W | 91-59 | Target Center |
| 07/21/13 | W | 82-77 | US Airways Center |
| 07/24/13 | W | 81-69 | Target Center |
| 06/15/14 | L | 72-80 | Target Center |
| 06/18/14 | L | 79-92 | US Airways Center |
| 07/31/14 | W | 75-67 | Target Center |
| 08/09/14 | L | 80-82 | US Airways Center |
| 06/14/15 | L | 66-81 | Talking Stick Resort Arena |
| 06/27/15 | W | 71-56 | Target Center |
| 08/07/15 | L | 66-73 | Talking Stick Resort Arena |
| 08/23/15 | L | 67-79 | Talking Stick Resort Arena |
| 08/30/15 | W | 71-61 | Target Center |
| 05/14/16 | W | 95-76 | Target Center |
| 05/25/16 | W | 85-78 | Talking Stick Resort Arena |
| 06/07/16 | W | 89-81 | Target Center |

All-Time Series: 36-33

| Year | W | L | Year | W | L |
|------|---|---|------|---|---|
| 1999 | 2 | 2 | 2009 | 2 | 2 |
| 2000 | 1 | 2 | 2010 | 1 | 3 |
| 2001 | 1 | 2 | 2011 | 3 | 2 |
| 2002 | 1 | 2 | 2012 | 4 | 0 |
| 2003 | 2 | 1 | 2013 | 5 | 0 |
| 2004 | 3 | 1 | 2014 | 1 | 3 |
| 2005 | 1 | 3 | 2015 | 2 | 3 |
| 2006 | 1 | 2 | 2016 | 3 | 0 |
| 2007 | 1 | 3 | | | |
| 2008 | 1 | 2 | | | |

San Antonio Stars

(1999-2002 as Utah Starzz)

| Date | W/L | Score | Site |
|----------|-----|------------|---------------|
| 06/14/99 | W | 78-54 | Target Center |
| 06/26/99 | W | 72-62 | Delta Center |
| 08/07/99 | L | 70-80 | Delta Center |
| 08/11/99 | W | 83-73 | Target Center |
| 06/01/00 | L | 74-83 | Delta Center |
| 06/22/00 | W | 86-64 | Target Center |
| 08/02/00 | L | 62-72 | Target Center |
| 06/23/01 | L | 80-87 | Delta Center |
| 07/28/01 | L | 60-68 (OT) | Delta Center |
| 08/12/01 | W | 69-62 | Target Center |
| 05/25/02 | L | 75-79 (OT) | Target Center |
| 07/05/02 | L | 56-87 | Delta Center |
| 07/24/02 | W | 70-62 | Target Center |
| 05/30/03 | W | 75-65 | SBC Center |
| 07/16/03 | W | 85-78 | Target Center |
| 07/25/03 | W | 81-54 | Target Center |
| 08/16/03 | W | 73-64 | SBC Center |
| 05/26/04 | L | 44-56 | SBC Center |
| 06/03/04 | W | 55-47 | Target Center |
| 06/24/04 | L | 57-70 | SBC Center |
| 07/28/04 | W | 66-53 | Target Center |
| 06/28/05 | W | 63-53 | Target Center |
| 07/26/05 | L | 71-78 | SBC Center |
| 08/09/05 | W | 76-72 | Target Center |

| | | | |
|----------|---|-------------|------------------|
| 06/09/06 | W | 86-79 | AT&T Center |
| 06/16/06 | L | 60-90 | AT&T Center |
| 07/09/06 | W | 85-80 | Target Center |
| 08/06/06 | W | 82-68 | Target Center |
| 06/20/07 | L | 73-80 | AT&T Center |
| 06/29/07 | W | 77-66 | AT&T Center |
| 08/19/07 | W | 81-55 | Target Center |
| 06/08/08 | W | 90-78 | Target Center |
| 06/28/08 | L | 65-73 | AT&T Center |
| 07/19/08 | W | 87-74 | AT&T Center |
| 07/25/08 | W | 78-68 | Target Center |
| 07/10/09 | L | 61-77 | Target Center |
| 07/12/09 | W | 83-76 | AT&T Center |
| 08/09/09 | L | 89-87 | Target Center |
| 09/01/09 | L | 82-84 (2OT) | AT&T Center |
| 06/26/10 | L | 66-80 | AT&T Center |
| 07/08/10 | W | 89-66 | Target Center |
| 07/22/10 | L | 72-74 | Target Center |
| 08/10/10 | W | 73-66 | AT&T Center |
| 08/15/10 | W | 84-78 | Target Center |
| 07/31/11 | W | 70-69 | AT&T Center |
| 08/04/11 | W | 62-60 | Target Center |
| 08/26/11 | W | 85-75 | Target Center |
| 08/28/11 | W | 72-61 | AT&T Center |
| 06/03/12 | W | 83-79 | Target Center |
| 06/01/12 | L | 84-93 | AT&T Center |
| 08/28/12 | W | 96-84 (OT) | Target Center |
| 09/09/12 | W | 81-62 | AT&T Center |
| 09/23/12 | L | 84-99 | AT&T Center |
| 06/11/13 | W | 87-72 | Target Center |
| 07/19/13 | W | 87-71 | AT&T Center |
| 08/02/13 | W | 85-63 | Target Center |
| 08/06/13 | W | 93-80 | Target Center |
| 05/30/14 | W | 88-72 | Target Center |
| 06/01/14 | W | 87-79 | AT&T Center |
| 07/03/14 | W | 91-84 | Target Center |
| 07/25/14 | W | 88-78 | Target Center |
| 08/15/14 | L | 76-92 | AT&T Center |
| 06/19/15 | W | 74-59 | Freeman Coliseum |
| 07/12/15 | W | 66-49 | Target Center |
| 08/11/15 | W | 83-76 | Target Center |
| 08/21/15 | W | 78-61 | Freeman Coliseum |
| 07/02/16 | W | 91-68 | Target Center |
| 07/12/16 | W | 81-57 | AT&T Center |
| 09/11/16 | W | 81-76 | AT&T Center |

All-Time Series: 48-21

| Year | W | L | Year | W | L |
|------|---|---|------|---|---|
| 1999 | 3 | 1 | 2009 | 1 | 3 |
| 2000 | 1 | 2 | 2010 | 3 | 2 |
| 2001 | 1 | 2 | 2011 | 4 | 0 |
| 2002 | 1 | 2 | 2012 | 3 | 2 |
| 2003 | 4 | 0 | 2013 | 4 | 0 |
| 2004 | 2 | 2 | 2014 | 4 | 1 |
| 2005 | 2 | 1 | 2015 | 4 | 0 |
| 2006 | 3 | 1 | 2016 | 3 | 0 |
| 2007 | 2 | 1 | | | |
| 2008 | 3 | 1 | | | |



ALL-TIME RECORD VS. WESTERN CONFERENCE

Seattle Storm

| Date | W/L | Score | Site |
|----------|-----|------------|---------------|
| 06/30/00 | W | 65-53 | KeyArena |
| 07/05/00 | L | 60-67 | Target Center |
| 07/21/00 | L | 61-67 | KeyArena |
| 06/28/01 | W | 68-59 | Target Center |
| 07/18/01 | W | 68-58 | Target Center |
| 08/10/01 | W | 65-51 | KeyArena |
| 06/04/02 | L | 68-78 (OT) | KeyArena |
| 07/31/02 | L | 63-75 | KeyArena |
| 08/04/02 | W | 73-60 | Target Center |
| 06/14/03 | W | 77-72 | KeyArena |
| 07/20/03 | W | 69-58 | Target Center |
| 08/02/03 | W | 73-71 | Target Center |
| 08/08/03 | L | 65-68 | KeyArena |
| 05/20/04 | L | 85-88 | KeyArena |
| 07/30/04 | L | 55-70 | Target Center |
| 09/10/04 | W | 64-61 | Target Center |
| 06/15/05 | W | 86-81 (OT) | KeyArena |
| 06/26/05 | W | 73-70 | Target Center |
| 08/12/05 | L | 66-72 | Target Center |
| 08/18/05 | L | 60-76 | KeyArena |
| 06/14/06 | L | 66-74 | Target Center |
| 07/01/06 | L | 75-92 | KeyArena |
| 08/01/06 | L | 75-77 | Target Center |
| 06/09/07 | L | 90-76 | KeyArena |
| 06/22/07 | W | 78-76 | Target Center |
| 08/07/07 | W | 95-74 | Target Center |
| 08/14/07 | L | 81-67 | KeyArena |
| 07/05/08 | L | 71-96 | KeyArena |
| 07/22/08 | L | 73-76 | Target Center |
| 09/06/08 | L | 88-96 | KeyArena |
| 06/12/09 | L | 71-88 | Target Center |
| 06/19/09 | L | 62-90 | KeyArena |
| 07/19/09 | L | 69-72 | KeyArena |
| 09/05/09 | W | 76-68 | Target Center |
| 05/19/10 | L | 76-79 | KeyArena |
| 07/17/10 | L | 71-73 | Target Center |
| 08/01/10 | W | 72-71 | Target Center |

| | | | |
|----------|---|-------|---------------|
| 08/17/10 | L | 64-68 | KeyArena |
| 06/09/11 | W | 81-74 | KeyArena |
| 06/24/11 | L | 55-65 | KeyArena |
| 07/16/11 | W | 69-62 | Target Center |
| 07/29/11 | W | 92-67 | Target Center |
| 05/27/12 | W | 84-71 | Target Center |
| 06/06/12 | W | 79-55 | Target Center |
| 06/17/12 | L | 62-65 | KeyArena |
| 08/21/12 | W | 86-73 | Target Center |
| 08/04/13 | W | 90-72 | Target Center |
| 08/31/13 | W | 97-74 | Target Center |
| 09/07/13 | W | 75-60 | KeyArena |
| 09/10/13 | W | 73-30 | KeyArena |
| 06/06/14 | L | 62-65 | KeyArena |
| 06/27/14 | L | 71-81 | KeyArena |
| 06/29/14 | W | 74-69 | Target Center |
| 07/13/14 | W | 77-60 | Target Center |

| Date | W/L | Score | Site |
|----------|-----|-------|---------------|
| 06/11/15 | W | 94-70 | Target Center |
| 06/25/15 | W | 76-73 | Key Arena |
| 07/03/15 | W | 82-57 | Target Center |
| 09/08/15 | W | 73-67 | Target Center |
| 09/11/15 | L | 64-78 | KeyArena |
| 05/22/16 | W | 78-71 | KeyArena |
| 06/19/16 | W | 96-84 | KeyArena |
| 07/22/16 | W | 79-72 | Target Center |
| 08/28/16 | W | 92-80 | Target Center |

All-Time Series: 35-28

| | | | |
|-------------|-----|-------------|-----|
| 2000 | 1-2 | 2010 | 1-3 |
| 2001 | 3-0 | 2011 | 3-1 |
| 2002 | 1-2 | 2012 | 3-1 |
| 2003 | 3-1 | 2013 | 4-0 |
| 2004 | 1-2 | 2014 | 2-2 |
| 2005 | 2-2 | 2015 | 4-1 |
| 2006 | 0-3 | 2016 | 4-0 |
| 2007 | 2-2 | | |
| 2008 | 0-3 | | |
| 2009 | 1-3 | | |



FORMER PLAYER STATISTICS

ABROSIMOVA, SVETLANA
 College: Connecticut '01
 Acquired: 2001 WNBA Draft (1st round/7th overall) No: 25 Pos: F
 Height: 6-2 Birthdate: July 9, 1980
 Departed: Contract expired

| YEAR | G-GS | MIN | FG | FGA | PCT | FT | FTA | PCT | OR | DR | TOT | AST | PF | STL | TOBLK | PTS | AVG | |
|----------------|----------------|-------------|------------|-------------|-------------|------------|------------|-------------|------------|------------|------------|------------|------------|------------|------------|-----------|-------------|-------------|
| 2001 | 26-23 | 846 | 114 | 293 | .389 | 96 | 132 | .727 | 43 | 131 | 174 | 53 | 70 | 42 | 85 | 9 | 343 | 13.2 |
| 2002 | 27-27 | 805 | 119 | 316 | .377 | 56 | 116 | .483 | 45 | 101 | 146 | 60 | 73 | 42 | 92 | 10 | 314 | 11.6 |
| 2003 | 30-25 | 792 | 112 | 285 | .393 | 69 | 98 | .704 | 44 | 97 | 141 | 82 | 79 | 44 | 90 | 11 | 318 | 10.6 |
| 2004 | 22-11 | 462 | 49 | 139 | .353 | 28 | 46 | .609 | 17 | 57 | 74 | 45 | 42 | 30 | 43 | 2 | 146 | 6.6 |
| 2005 | 31-31 | 777 | 109 | 276 | .395 | 53 | 73 | .726 | 29 | 78 | 107 | 60 | 86 | 48 | 80 | 6 | 304 | 9.8 |
| 2006 | 34-2 | 720 | 99 | 241 | .411 | 41 | 62 | .661 | 44 | 62 | 106 | 54 | 66 | 34 | 61 | 1 | 263 | 7.7 |
| 2007 | 34-29 | 843 | 132 | 298 | .443 | 36 | 43 | .837 | 53 | 97 | 150 | 85 | 86 | 44 | 68 | 4 | 345 | 10.1 |
| Totals: | 204-148 | 5244 | 734 | 1848 | .397 | 379 | 570 | .665 | 275 | 623 | 898 | 439 | 502 | 284 | 519 | 43 | 2033 | 10.0 |

Three-point FG: 2001: 19-76 (.250); 2002: 20-60 (.333); 2003: 25-82 (.305); 2004: 20-53 (.377); 2005: 33-82 (.402); 2006: 24-65 (.369); 2007: 45-101 (.446); Totals: 186-519 (.358).

ADAIR, JESSICA
 College: George Washington '09
 Acquired: Signed as free agent on August 18, 2010 No: 1 Pos: C
 Height: 6-4 Birthdate: December 19, 1986
 Departed: Waived on May 16, 2013

| YEAR | G-GS | MIN | FG | FGA | PCT | FT | FTA | PCT | OR | DR | TOT | AST | PF | STL | TOBLK | PTS | AVG | |
|----------------|-------------|------------|-----------|------------|-------------|-----------|-----------|-------------|-----------|-----------|------------|-----------|-----------|-----------|-----------|-----------|------------|------------|
| 2010 | 1-0 | 14 | 1 | 1 | 1.000 | 3 | 4 | .750 | 4 | 4 | 8 | 0 | 4 | 0 | 0 | 5 | 5.0 | |
| 2011 | 31-1 | 321 | 50 | 103 | .485 | 32 | 49 | .653 | 43 | 47 | 90 | 10 | 51 | 8 | 27 | 18 | 132 | 4.3 |
| 2012 | 19-0 | 168 | 13 | 37 | .351 | 20 | 35 | .571 | 11 | 29 | 40 | 6 | 28 | 3 | 14 | 4 | 46 | 2.4 |
| Totals: | 51-1 | 503 | 64 | 141 | .454 | 55 | 88 | .625 | 58 | 80 | 138 | 16 | 83 | 11 | 41 | 22 | 183 | 3.6 |

Three-point FG: 2010: 0-0 (.000); 2011: 0-0 (.000); 2012: 0-0 (.000); Totals: 0-0 (.000).

ADAMS, JORDAN
 College: New Mexico '03
 Acquired: 2003 WNBA Draft (2nd round/18th overall) No: 40 Pos: C
 Height: 6-3 Birthdate: May 24, 1981
 Departed: Waived on May 12, 2004

| YEAR | G-GS | MIN | FG | FGA | PCT | FT | FTA | PCT | OR | DR | TOT | AST | PF | STL | TOBLK | PTS | AVG | |
|------|------|-----|----|-----|------|----|-----|-------|----|----|-----|-----|----|-----|-------|-----|-----|-----|
| 2003 | 10-0 | 96 | 13 | 33 | .394 | 2 | 2 | 1.000 | 10 | 13 | 23 | 4 | 10 | 2 | 10 | 3 | 33 | 3.3 |

Three-point FG: 5-12 (.417)

ANOSIKE, NICKY
 College: Tennessee '08
 Acquired: 2008 WNBA Draft (2nd round/16th overall) No: 21 Pos: C
 Height: 6-3 Birthdate: February 27, 1986
 Departed: Traded to Washington on April 9, 2011

| YEAR | G-GS | MIN | FG | FGA | PCT | FT | FTA | PCT | OR | DR | TOT | AST | PF | STL | TOBLK | PTS | AVG | |
|---------------|--------------|-------------|------------|------------|-------------|------------|------------|-------------|------------|------------|------------|------------|------------|------------|------------|------------|------------|-------------|
| 2008 | 34-34 | 920 | 99 | 226 | .438 | 116 | 166 | .699 | 78 | 153 | 231 | 45 | 125 | 75 | 42 | 43 | 314 | 9.2 |
| 2009 | 30-29 | 896 | 130 | 265 | .491 | 135 | 194 | .696 | 73 | 149 | 222 | 81 | 88 | 61 | 28 | 396 | 13.2 | |
| 2010 | 31-30 | 928 | 83 | 223 | .372 | 119 | 154 | .773 | 82 | 130 | 212 | 60 | 93 | 62 | 66 | 32 | 285 | 9.2 |
| Totals | 95-93 | 2744 | 312 | 714 | .437 | 370 | 514 | .720 | 233 | 432 | 665 | 186 | 306 | 218 | 169 | 103 | 995 | 10.5 |

Three-point FG: 2008: 0-1 (.000); 2009: 1-4 (.250); 2010: 0-0 (.000); Totals: 1-5 (.200).

AYCOCK, ANGELA
 College: Kansas '95
 Acquired: Signed as free agent on July 5, 2000 No: 12 Pos: F
 Height: 6-3 Birthdate: February 28, 1973
 Departed: Waived on April 25, 2001

| YEAR | G-GS | MIN | FG | FGA | PCT | FT | FTA | PCT | OR | DR | TOT | AST | PF | STL | TOBLK | PTS | AVG |
|------|------|-----|----|-----|------|----|-----|------|----|----|-----|-----|----|-----|-------|-----|-----|
| 2000 | 3-0 | 6 | 0 | 0 | .000 | 0 | 0 | .000 | 0 | 3 | 3 | 4 | 1 | 0 | 0 | 0 | 0.0 |

Three-point FG: 0-0 (.000)

BARNES, ADIA
 College: Arizona '98
 Acquired: 99' Expansion Draft from Sacramento (4th round/17th overall) No: 32 Pos: F
 Height: 5-11 Birthdate: February 3, 1977
 Departed: Traded to Phoenix on October 27, 1999

| YEAR | G-GS | MIN | FG | FGA | PCT | FT | FTA | PCT | OR | DR | TOT | AST | PF | STL | TOBLK | PTS | AVG | |
|------|------|-----|----|-----|------|----|-----|------|----|----|-----|-----|----|-----|-------|-----|-----|-----|
| 1999 | 19-0 | 91 | 7 | 23 | .304 | 6 | 12 | .500 | 8 | 12 | 20 | 6 | 16 | 5 | 8 | 0 | 21 | 1.1 |

Three-point FG: 1-3 (.333)

BATTEAST, JACQUELINE
 College: Notre Dame '05
 Acquired: 2005 WNBA Draft (2nd round/17th overall) No: 21 Pos: F
 Height: 6-0 Birthdate: March 26, 1983
 Departed: Traded to Detroit on April 5, 2006

| YEAR | G-GS | MIN | FG | FGA | PCT | FT | FTA | PCT | OR | DR | TOT | AST | PF | STL | TOBLK | PTS | AVG | |
|------|------|-----|----|-----|------|----|-----|-----|----|----|-----|-----|----|-----|-------|-----|-----|-----|
| 2005 | 8-0 | 46 | 0 | 6 | .000 | 0 | 0 | --- | 0 | 5 | 5 | 3 | 4 | 0 | 3 | 1 | 0 | 0.0 |

Three-point FG: 0-0 (.000)

BROWN, KIESHA
 College: Georgia '01
 Acquired: Signed as free agent on May 2, 2007 No: 8 Pos: G
 Height: 5-10 Birthdate: January 13, 1979
 Departed: Waived on May 25, 2007

| YEAR | G-GS | MIN | FG | FGA | PCT | FT | FTA | PCT | OR | DR | TOT | AST | PF | STL | TOBLK | PTS | AVG | |
|------|------|-----|----|-----|------|----|-----|------|----|----|-----|-----|----|-----|-------|-----|-----|-----|
| 2007 | 3-0 | 29 | 2 | 9 | .222 | 6 | 8 | .750 | 2 | 3 | 5 | 2 | 5 | 1 | 2 | 1 | 11 | 3.7 |

Three-point FG: 1-3 (.333)

BRUMFIELD, MARLA
 College: Rice '00
 Acquired: 2000 WNBA Draft (2nd round/22nd overall) No: 25 Pos: G
 Height: 5-9 Birthdate: June 6, 1978
 Departed: Traded to Miami on April 20, 2001

| YEAR | G-GS | MIN | FG | FGA | PCT | FT | FTA | PCT | OR | DR | TOT | AST | PF | STL | TOBLK | PTS | AVG | |
|------|-------|-----|----|-----|------|----|-----|------|----|----|-----|-----|----|-----|-------|-----|-----|-----|
| 2000 | 32-17 | 613 | 47 | 101 | .465 | 29 | 42 | .690 | 22 | 38 | 60 | 42 | 70 | 22 | 40 | 2 | 124 | 3.9 |

Three-point FG: 1-9 (.111)

BUESCHER, ERIN
 College: The Master's College '02
 Acquired: 2001 WNBA Draft (2nd round/23rd overall) No: 11 Pos: F
 Height: 6-2 Birthdate: June 5, 1979
 Departed: Traded to Charlotte on April 19, 2002

| YEAR | G-GS | MIN | FG | FGA | PCT | FT | FTA | PCT | OR | DR | TOT | AST | PF | STL | TOBLK | PTS | AVG | |
|------|-------|-----|----|-----|------|----|-----|------|----|----|-----|-----|-----|-----|-------|-----|-----|-----|
| 2001 | 32-19 | 725 | 64 | 184 | .348 | 47 | 76 | .618 | 42 | 76 | 118 | 62 | 101 | 27 | 65 | 29 | 183 | 5.7 |


Three-point FG: 8-29 (.276)

BURSE, JANELL
 College: Tulane '01
 Acquired: 2001 WNBA Draft (2nd round/28th overall) No: 33 Pos: C
 Height: 6-5 Birthdate: May 19, 1979
 Departed: Traded to Seattle on April 15, 2004


| YEAR | G-GS | MIN | FG | FGA | PCT | FT | FTA | PCT | OR | DR | TOT | AST | PF | STL | TOBLK | PTS | AVG | |
|---------------|--------------|------------|------------|------------|-------------|-----------|------------|-------------|-----------|------------|------------|-----------|------------|-----------|-----------|-----------|------------|------------|
| 2001 | 20-0 | 169 | 16 | 48 | .333 | 15 | 20 | .750 | 23 | 19 | 42 | 5 | 20 | 2 | 20 | 15 | 47 | 2.4 |
| 2002 | 31-2 | 344 | 31 | 83 | .373 | 21 | 36 | .583 | 29 | 31 | 60 | 7 | 60 | 7 | 18 | 13 | 83 | 2.7 |
| 2003 | 29-14 | 438 | 76 | 155 | .490 | 54 | 70 | .771 | 40 | 68 | 108 | 19 | 81 | 13 | 42 | 28 | 206 | 7.1 |
| Totals | 80-16 | 951 | 123 | 286 | .430 | 90 | 126 | .714 | 92 | 118 | 210 | 31 | 161 | 22 | 80 | 56 | 336 | 4.2 |

Three-point FG: 2001: 0-1 (.000); 2002: 0-1 (.000); 2003: 0-2 (.000); Totals: 0-4 (.000).




BUTTS, TASHA

College: Tennessee '04
Acquired: 2004 WNBA Draft (2nd round/20th overall)
Departed: Waived on May 19, 2005
No: 1 **Pos:** G
Ht: 5-10 **Birthdate:** March 10, 1982


| YEAR | G-GS | MIN | FG | FGA | PCT | FT | FTA | PCT | OR | DR | TOT | AST | PF | STL | TO BLK | PTS | AVG | |
|-------------------------------------|------|-----|----|-----|------|----|-----|------|----|----|-----|-----|----|-----|--------|-----|-----|-----|
| 2004 | 30-0 | 423 | 24 | 80 | .300 | 18 | 25 | .720 | 21 | 41 | 62 | 25 | 37 | 13 | 23 | 7 | 76 | 2.5 |
| Three-point FG: 10-37 (.270) | | | | | | | | | | | | | | | | | | |

CRUZ, ANNA

College: N/A
Acquired: Via trade from New York on April 16, 2015
Departed: N/A
No: 51 **Pos:** G
Ht: 5-9 **Birthdate:** October 27, 1986


| YEAR | G-GS | MIN | FG | FGA | PCT | FT | FTA | PCT | OR | DR | TOT | AST | PF | STL | TO BLK | PTS | AVG | |
|------------------------------------|-------|-----|----|-----|------|----|-----|------|----|----|-----|-----|----|-----|--------|-----|-----|-----|
| 2015 | 22-17 | 640 | 73 | 154 | .474 | 22 | 28 | .786 | 10 | 70 | 80 | 67 | 42 | 22 | 48 | 4 | 177 | 8.0 |
| Three-point FG: 9-36 (.250) | | | | | | | | | | | | | | | | | | |

DALEY, GRACE

College: Tulane '00
Acquired: 2000 WNBA Draft (1st round/5th overall)
Departed: Traded to New York on September 18, 2000
No: 4 **Pos:** G
Ht: 5-6 **Birthdate:** June 26, 1978


| YEAR | G-GS | MIN | FG | FGA | PCT | FT | FTA | PCT | OR | DR | TOT | AST | PF | STL | TO BLK | PTS | AVG | |
|-------------------------------------|------|-----|----|-----|------|----|-----|------|----|----|-----|-----|----|-----|--------|-----|-----|-----|
| 2000 | 30-4 | 577 | 57 | 147 | .388 | 42 | 65 | .646 | 32 | 40 | 72 | 57 | 49 | 12 | 50 | 0 | 173 | 5.8 |
| Three-point FG: 17-56 (.304) | | | | | | | | | | | | | | | | | | |

DANTAS, DAMIRIS

College: N/A
Acquired: 2012 WNBA Draft (1st round/12th overall)
Departed: Traded to Atlanta on July 27, 2015
No: 34 **Pos:** F
Ht: 6-3 **Birthdate:** November 17, 1992


| YEAR | G-GS | MIN | FG | FGA | PCT | FT | FTA | PCT | OR | DR | TOT | AST | PF | STL | TO BLK | PTS | AVG | |
|--|--------------|------------|------------|------------|-------------|-----------|-----------|-------------|-----------|------------|------------|-----------|-----------|-----------|-----------|-----------|------------|------------|
| 2014 | 30-23 | 655 | 71 | 139 | .511 | 38 | 50 | .760 | 46 | 106 | 152 | 36 | 62 | 15 | 24 | 11 | 181 | 6.0 |
| 2015 | 16-4 | 267 | 36 | 62 | .581 | 15 | 19 | .789 | 10 | 43 | 53 | 19 | 36 | 4 | 18 | 5 | 89 | 5.6 |
| Totals | 46-27 | 922 | 107 | 201 | .532 | 53 | 69 | .768 | 56 | 149 | 205 | 55 | 98 | 19 | 42 | 16 | 270 | 5.9 |
| Three-point FG: 2014: 1-1 (1.000); 2015: 2-3 (.667); Totals: 3-4 (.750). | | | | | | | | | | | | | | | | | | |

DARLING, HELEN

College: Penn State '00
Acquired: Via Dispersal Draft from Cleveland (7th overall) on January 6, 2004
Departed: Traded to Charlotte on February 11, 2005
No: 12 **Pos:** G
Ht: 5-6 **Birthdate:** August 29, 1978


| YEAR | G-GS | MIN | FG | FGA | PCT | FT | FTA | PCT | OR | DR | TOT | AST | PF | STL | TO BLK | PTS | AVG | |
|-------------------------------------|-------|-----|----|-----|------|----|-----|------|----|----|-----|-----|----|-----|--------|-----|-----|-----|
| 2004 | 33-22 | 707 | 43 | 130 | .331 | 42 | 63 | .667 | 11 | 56 | 67 | 115 | 83 | 30 | 74 | 4 | 140 | 4.2 |
| Three-point FG: 12-55 (.218) | | | | | | | | | | | | | | | | | | |

DeFORGE, ANNA

College: Nebraska '98
Acquired: Signed as free agent on February 19, 2008
Departed: Waived on June 5, 2009
No: 30 **Pos:** G
Ht: 5-10 **Birthdate:** April 14, 1976


| YEAR | G-GS | MIN | FG | FGA | PCT | FT | FTA | PCT | OR | DR | TOT | AST | PF | STL | TO BLK | PTS | AVG | |
|--------------------------------------|-------|-----|-----|-----|------|----|-----|------|----|----|-----|-----|----|-----|--------|-----|-----|-----|
| 2008 | 34-34 | 847 | 106 | 271 | .391 | 29 | 38 | .763 | 24 | 79 | 103 | 59 | 52 | 27 | 31 | 5 | 288 | 8.5 |
| Three-point FG: 47-129 (.364) | | | | | | | | | | | | | | | | | | |

DICKERSON, KEITHA

College: Texas Tech '00
Acquired: 2000 WNBA Draft (2nd round/24th overall)
Departed: Waived on May 24, 2001
No: 40 **Pos:** F
Ht: 5-11 **Birthdate:** April 20, 1978


| YEAR | G-GS | MIN | FG | FGA | PCT | FT | FTA | PCT | OR | DR | TOT | AST | PF | STL | TO BLK | PTS | AVG | |
|-----------------------------------|-------|-----|----|-----|------|----|-----|------|----|-----|-----|-----|-----|-----|--------|-----|-----|-----|
| 2000 | 32-29 | 791 | 54 | 142 | .380 | 34 | 45 | .756 | 31 | 110 | 141 | 59 | 107 | 37 | 70 | 2 | 142 | 4.4 |
| Three-point FG: 0-2 (.000) | | | | | | | | | | | | | | | | | | |

DUFFY, MEGAN

College: Notre Dame '06
Acquired: 2006 WNBA Draft (3rd round/31st overall)
Departed: Contract expired on August 19, 2007
No: 5 **Pos:** G
Ht: 5-7 **Birthdate:** July 13, 1984


| YEAR | G-GS | MIN | FG | FGA | PCT | FT | FTA | PCT | OR | DR | TOT | AST | PF | STL | TO BLK | PTS | AVG | |
|---|-------------|------------|-----------|------------|-------------|-----------|-----------|-------------|-----------|-----------|-----------|-----------|-----------|-----------|-----------|----------|------------|------------|
| 2006 | 31-0 | 389 | 33 | 92 | .359 | 27 | 39 | .692 | 10 | 19 | 29 | 36 | 37 | 9 | 24 | 0 | 105 | 3.4 |
| 2007 | 5-0 | 48 | 1 | 9 | .111 | 4 | 4 | 1.000 | 2 | 3 | 5 | 7 | 7 | 1 | 4 | 0 | 7 | 1.4 |
| Totals | 36-0 | 437 | 34 | 101 | .337 | 31 | 43 | .721 | 12 | 22 | 34 | 43 | 44 | 10 | 28 | 0 | 112 | 3.1 |
| Three-point FG: 2006: 12-37 (.324); 2007: 1-8 (.125); Totals: 13-45 (.289). | | | | | | | | | | | | | | | | | | |

EDWARDS, TERESA

College: Georgia '86
Acquired: 2003 WNBA Draft (2nd round/14th overall)
Departed: N/A
No: 4 **Pos:** G
Ht: 5-11 **Birthdate:** July 19, 1964


| YEAR | G-GS | MIN | FG | FGA | PCT | FT | FTA | PCT | OR | DR | TOT | AST | PF | STL | TO BLK | PTS | AVG | |
|--|--------------|-------------|------------|------------|-------------|-----------|-----------|-------------|-----------|------------|------------|------------|-----------|-----------|------------|-----------|------------|------------|
| 2003 | 34-34 | 854 | 63 | 168 | .375 | 31 | 40 | .775 | 24 | 81 | 105 | 148 | 60 | 41 | 92 | 11 | 181 | 5.3 |
| 2004 | 34-34 | 697 | 74 | 200 | .370 | 21 | 30 | .700 | 29 | 61 | 90 | 79 | 37 | 47 | 93 | 8 | 194 | 5.7 |
| Totals | 68-68 | 1551 | 137 | 368 | .372 | 52 | 70 | .743 | 53 | 142 | 195 | 227 | 97 | 88 | 185 | 19 | 375 | 5.5 |
| Three-point FG: 2003: 24-80 (.300); 2004: 25-85 (.294); Totals: 49-165 (.297). | | | | | | | | | | | | | | | | | | |

EDWARDS, TONYA

College: Tennessee '90
Acquired: 1999 WNBA Draft (1st round/7th overall)
Departed: Traded to Phoenix on October 27, 1999
No: 13 **Pos:** G
Ht: 5-10 **Birthdate:** March 13, 1968


| YEAR | G-GS | MIN | FG | FGA | PCT | FT | FTA | PCT | OR | DR | TOT | AST | PF | STL | TO BLK | PTS | AVG | |
|--------------------------------------|-------|------|-----|-----|------|----|-----|------|----|----|-----|-----|-----|-----|--------|-----|-----|------|
| 1999 | 32-32 | 1031 | 165 | 462 | .357 | 79 | 98 | .806 | 15 | 97 | 112 | 84 | 104 | 27 | 68 | 13 | 475 | 14.8 |
| Three-point FG: 66-192 (.344) | | | | | | | | | | | | | | | | | | |

FALLON, TRISHA

College: N/A
Acquired: 1999 WNBA Draft (2nd round/19th overall)
Departed: Traded to Phoenix on October 27, 1999
No: 9 **Pos:** F
Ht: 6-3 **Birthdate:** July 23, 1972

| YEAR | G-GS | MIN | FG | FGA | PCT | FT | FTA | PCT | OR | DR | TOT | AST | PF | STL | TO BLK | PTS | AVG | |
|------------------------------------|------|-----|----|-----|------|----|-----|------|----|----|-----|-----|----|-----|--------|-----|-----|-----|
| 1999 | 26-0 | 281 | 24 | 80 | .300 | 23 | 31 | .742 | 9 | 13 | 22 | 22 | 30 | 11 | 16 | 6 | 77 | 3.0 |
| Three-point FG: 6-17 (.353) | | | | | | | | | | | | | | | | | | |

FOLKL, KRISTIN

College: Stanford '98
Acquired: Allocated by the WNBA on September 15, 1998
Departed: Traded to Portland on February 20, 2001
No: 24 **Pos:** F
Ht: 6-2 **Birthdate:** December 19, 1975

| YEAR | G-GS | MIN | FG | FGA | PCT | FT | FTA | PCT | OR | DR | TOT | AST | PF | STL | TO BLK | PTS | AVG | |
|--|--------------|-------------|------------|------------|-------------|-----------|------------|-------------|-----------|------------|------------|-----------|------------|-----------|-----------|-----------|------------|------------|
| 1999 | 32-1 | 518 | 67 | 140 | .479 | 21 | 39 | .538 | 41 | 75 | 116 | 23 | 68 | 14 | 23 | 12 | 157 | 4.9 |
| 2000 | 32-20 | 845 | 86 | 191 | .450 | 66 | 94 | .702 | 38 | 116 | 154 | 67 | 80 | 23 | 50 | 22 | 242 | 7.6 |
| Totals | 64-21 | 1363 | 153 | 331 | .462 | 87 | 133 | .654 | 79 | 191 | 270 | 90 | 148 | 37 | 73 | 34 | 399 | 6.2 |
| Three-point FG: 1999: 2-14 (.143); 2000: 4-19 (.211); Totals: 6-33 (.182). | | | | | | | | | | | | | | | | | | |

GORTMAN, SHAUNZINSKI

College: South Carolina '00
Acquired: Via trade from Charlotte on April 19, 2002
Departed: Waived on May 18, 2004
No: 32 **Pos:** G
Ht: 6-1 **Birthdate:** December 7, 1979

| YEAR | G-GS | MIN | FG | FGA | PCT | FT | FTA | PCT | OR | DR | TOT | AST | PF | STL | TO BLK | PTS | AVG | |
|--|-------------|------------|-----------|------------|-------------|-----------|-----------|-------------|-----------|-----------|-----------|-----------|-----------|-----------|-----------|----------|------------|------------|
| 2002 | 29-2 | 369 | 35 | 97 | .361 | 7 | 9 | .778 | 16 | 45 | 61 | 21 | 42 | 13 | 25 | 6 | 91 | 3.1 |
| 2003 | 25-0 | 200 | 21 | 49 | .429 | 3 | 4 | .750 | 9 | 23 | 32 | 14 | 25 | 11 | 20 | 1 | 50 | 2.0 |
| Totals | 54-2 | 569 | 56 | 146 | .384 | 10 | 13 | .769 | 25 | 68 | 93 | 35 | 67 | 24 | 45 | 7 | 141 | 2.6 |
| Three-point FG: 2002: 14-43 (.326); 2003: 5-20 (.250); Totals: 19-63 (.302). | | | | | | | | | | | | | | | | | | |



GRAY, RESHANDA
 College: California '15
 Acquired: 2015 WNBA Draft (2nd round/16th overall)
 Departed: Traded to Atlanta on July 27, 2015
 No: 21 Pos: F
 Ht: 6-2 Birthdate: June 1, 1993

| YEAR | G-GS | MIN | FG | FGA | PCT | FT | FTA | PCT | OR | DR | TOT | AST | PF | STL | TOBLK | PTS | AVG | |
|------|------|-----|----|-----|------|----|-----|------|----|----|-----|-----|----|-----|-------|-----|-----|-----|
| 2015 | 10-0 | 37 | 3 | 7 | .429 | 0 | 3 | .000 | 2 | 8 | 10 | 1 | 5 | 2 | 4 | 2 | 6 | 0.6 |

Three-point FG: 0-0 (.000)

GREENE, KALANA
 College: Connecticut '10
 Acquired: Signed as free agent on September 2, 2015
 Departed: Contract expired
 No: 3 Pos: G
 Ht: 5-10 Birthdate: July 13, 1987

| YEAR | G-GS | MIN | FG | FGA | PCT | FT | FTA | PCT | OR | DR | TOT | AST | PF | STL | TOBLK | PTS | AVG | |
|------|------|-----|----|-----|------|----|-----|------|----|----|-----|-----|----|-----|-------|-----|-----|-----|
| 2015 | 2-0 | 24 | 0 | 4 | .000 | 4 | 6 | .667 | 1 | 2 | 3 | 3 | 1 | 1 | 0 | 0 | 4 | 2.0 |

Three-point FG: 0-1 (.000)

HARDING, LINDSEY
 College: Duke '07
 Acquired: Via trade from Phoenix on April 4, 2007
 Departed: Traded to Washington on January 31, 2009
 No: 10 Pos: G
 Ht: 5-8 Birthdate: June 12, 1984

| YEAR | G-GS | MIN | FG | FGA | PCT | FT | FTA | PCT | OR | DR | TOT | AST | PF | STL | TOBLK | PTS | AVG | |
|--------|-------|------|-----|-----|------|-----|-----|------|----|-----|-----|-----|-----|-----|-------|-----|-----|------|
| 2007 | 20-20 | 602 | 86 | 243 | .359 | 53 | 78 | .679 | 15 | 72 | 87 | 78 | 44 | 20 | 47 | 6 | 233 | 11.7 |
| 2008 | 24-11 | 591 | 51 | 139 | .367 | 50 | 72 | .687 | 9 | 47 | 56 | 76 | 56 | 27 | 55 | 4 | 154 | 6.4 |
| Totals | 44-31 | 1193 | 137 | 382 | .359 | 103 | 150 | .687 | 24 | 119 | 143 | 154 | 100 | 47 | 102 | 10 | 387 | 8.8 |

Three-point FG: 2007: 8-35 (.229); 2008: 2-25 (.080); Totals: 10-60 (.167)

HARRIS, AMBER
 College: Xavier '11
 Acquired: 2011 WNBA Draft (1st round/4th overall)
 Departed: Waived on May 31, 2015
 No: 6 ('11-'12), '11 ('13) Pos: F
 Ht: 6-5 Birthdate: January 16, 1988

| YEAR | G-GS | MIN | FG | FGA | PCT | FT | FTA | PCT | OR | DR | TOT | AST | PF | STL | TOBLK | PTS | AVG | |
|--------|------|-----|----|-----|------|----|-----|------|----|-----|-----|-----|----|-----|-------|-----|-----|-----|
| 2011 | 27-0 | 278 | 33 | 83 | .398 | 23 | 31 | .742 | 24 | 36 | 60 | 11 | 33 | 3 | 13 | 11 | 89 | 3.3 |
| 2012 | 27-0 | 240 | 36 | 89 | .404 | 15 | 22 | .682 | 10 | 40 | 50 | 15 | 27 | 9 | 15 | 13 | 94 | 3.5 |
| 2013 | 30-1 | 263 | 27 | 72 | .375 | 15 | 21 | .714 | 11 | 33 | 44 | 20 | 26 | 4 | 15 | 6 | 71 | 2.4 |
| Totals | 84-1 | 781 | 96 | 244 | .393 | 53 | 74 | .716 | 45 | 109 | 154 | 46 | 86 | 16 | 43 | 30 | 254 | 3.0 |

Three-point FG: 2011: 0-0 (.000); 2012: 7-18 (.389); 2013: 2-14 (.143); Totals: 9-32 (.281)

HARROWER, KRISTI
 College: Australia
 Acquired: Via trade from Phoenix on October 27, 1999
 Departed: Rights renounced on May 6, 2009
 No: 8 Pos: G
 Ht: 5-4 Birthdate: March 4, 1975

| YEAR | G-GS | MIN | FG | FGA | PCT | FT | FTA | PCT | OR | DR | TOT | AST | PF | STL | TOBLK | PTS | AVG | |
|--------|--------|------|-----|-----|------|-----|-----|-------|----|-----|-----|-----|-----|-----|-------|-----|-----|-----|
| 2001 | 4-1 | 72 | 7 | 15 | .467 | 4 | 4 | 1.000 | 1 | 3 | 4 | 11 | 4 | 3 | 3 | 0 | 21 | 5.3 |
| 2002 | 27-6 | 481 | 37 | 95 | .389 | 4 | 10 | .400 | 9 | 37 | 46 | 54 | 24 | 12 | 28 | 0 | 96 | 3.6 |
| 2003 | 31-0 | 499 | 16 | 43 | .368 | 8 | 13 | .615 | 9 | 30 | 39 | 72 | 15 | 18 | 39 | 3 | 88 | 2.8 |
| 2005 | 34-34 | 832 | 53 | 151 | .351 | 28 | 36 | .778 | 11 | 71 | 82 | 96 | 37 | 38 | 54 | 1 | 156 | 4.6 |
| Totals | 158-44 | 2905 | 184 | 499 | .369 | 124 | 164 | .756 | 41 | 214 | 255 | 381 | 150 | 111 | 200 | 11 | 574 | 3.6 |

Three-point FG: 2001: 3-6 (.500); 2002: 18-54 (.333); 2003: 16-43 (.372); 2005: 22-68 (.324)

HAYDEN, VANESSA
 College: Florida '04
 Acquired: 2004 WNBA Draft (1st round/7th overall)
 Departed: Traded to Los Angeles on January 31, 2009
 No: 55 Pos: C
 Ht: 6-4 Birthdate: June 5, 1982

| YEAR | G-GS | MIN | FG | FGA | PCT | FT | FTA | PCT | OR | DR | TOT | AST | PF | STL | TOBLK | PTS | AVG | |
|--------|--------|------|-----|-----|------|-----|-----|------|-----|-----|-----|-----|-----|-----|-------|-----|-----|-----|
| 2004 | 29-1 | 350 | 66 | 159 | .415 | 21 | 38 | .553 | 23 | 61 | 84 | 7 | 65 | 7 | 34 | 29 | 153 | 5.3 |
| 2005 | 31-25 | 595 | 103 | 238 | .433 | 40 | 72 | .556 | 48 | 115 | 163 | 23 | 110 | 15 | 63 | 68 | 246 | 7.9 |
| 2006 | 33-3 | 424 | 68 | 169 | .402 | 41 | 66 | .621 | 41 | 74 | 115 | 19 | 118 | 6 | 44 | 44 | 177 | 5.4 |
| 2008 | 30-0 | 304 | 65 | 146 | .445 | 27 | 44 | .614 | 42 | 63 | 105 | 12 | 82 | 14 | 26 | 14 | 157 | 5.2 |
| Totals | 123-39 | 1673 | 302 | 712 | .424 | 129 | 220 | .586 | 154 | 313 | 467 | 61 | 375 | 42 | 167 | 155 | 733 | 6.0 |

Three-point FG: 2004: 0-0 (.000); 2005: 0-0 (.000); 2006: 0-0 (.000); 2008: 0-0 (.000); Totals: 0-0 (.000)

HODGES, RONEEKA
 College: Florida State '05
 Acquired: Dispersal Draft from Houston (4th overall) on December 8, 2008
 Departed: Traded to San Antonio on February 19, 2010
 No: 5 Pos: G
 Ht: 5-10 Birthdate: June 19, 1982

| YEAR | G-GS | MIN | FG | FGA | PCT | FT | FTA | PCT | OR | DR | TOT | AST | PF | STL | TOBLK | PTS | AVG | |
|------|-------|-----|-----|-----|------|----|-----|------|----|----|-----|-----|----|-----|-------|-----|-----|-----|
| 2009 | 33-27 | 902 | 115 | 276 | .417 | 30 | 33 | .909 | 20 | 79 | 99 | 64 | 54 | 21 | 36 | 15 | 328 | 9.9 |

Three-point FG: 68-171 (.398)

HOLLINGSWORTH, QUANITRA
 College: VCU '09
 Acquired: 2009 WNBA Draft (1st round/9th overall)
 Departed: Traded to New York on May 27, 2011
 No: 9 Pos: C
 Ht: 6-5 Birthdate: November 15, 1988

| YEAR | G-GS | MIN | FG | FGA | PCT | FT | FTA | PCT | OR | DR | TOT | AST | PF | STL | TOBLK | PTS | AVG | |
|--------|------|-----|----|-----|------|----|-----|------|----|----|-----|-----|-----|-----|-------|-----|-----|-----|
| 2009 | 34-1 | 434 | 50 | 120 | .417 | 64 | 91 | .703 | 47 | 63 | 110 | 5 | 65 | 12 | 34 | 8 | 164 | 4.8 |
| 2010 | 25-0 | 182 | 14 | 37 | .378 | 15 | 25 | .600 | 13 | 31 | 44 | 4 | 38 | 5 | 21 | 1 | 43 | 1.7 |
| Totals | 59-1 | 616 | 64 | 157 | .408 | 79 | 116 | .681 | 60 | 94 | 154 | 9 | 103 | 17 | 55 | 9 | 207 | 3.5 |

Three-point FG: 2009: 0-0 (.000); 2010: 0-0 (.000); Totals: 0-0 (.000)

HORNBUCKLE, ALEXIS
 College: Tennessee '08
 Acquired: Via trade from Tulsa on July 26, 2010
 Departed: Traded to Phoenix on February 2, 2012
 No: 14 Pos: G
 Ht: 5-10 Birthdate: October 16, 1985

| YEAR | G-GS | MIN | FG | FGA | PCT | FT | FTA | PCT | OR | DR | TOT | AST | PF | STL | TOBLK | PTS | AVG | |
|--------|------|-----|----|-----|------|----|-----|------|----|----|-----|-----|----|-----|-------|-----|-----|-----|
| 2010 | 13-0 | 194 | 13 | 46 | .283 | 9 | 12 | .750 | 8 | 12 | 20 | 17 | 31 | 18 | 12 | 3 | 39 | 3.0 |
| 2011 | 29-0 | 208 | 12 | 32 | .375 | 2 | 4 | .500 | 6 | 27 | 33 | 16 | 30 | 10 | 2 | 3 | 31 | 1.1 |
| Totals | 42-0 | 402 | 25 | 78 | .321 | 11 | 16 | .688 | 14 | 39 | 53 | 33 | 61 | 28 | 33 | 6 | 70 | 1.7 |

Three-point FG: 2010: 4-24 (.167); 2011: 5-17 (.294); Totals: 9-41 (.220)

HOUSTON, CHARDE
 College: Connecticut '08
 Acquired: 2008 WNBA Draft (3rd round/30th overall)
 Departed: Traded to Phoenix on February 28, 2012
 No: 24 Pos: F
 Ht: 6-0 Birthdate: April 10, 1986

| YEAR | G-GS | MIN | FG | FGA | PCT | FT | FTA | PCT | OR | DR | TOT | AST | PF | STL | TOBLK | PTS | AVG | |
|--------|--------|------|-----|------|------|-----|-----|------|-----|-----|-----|-----|-----|-----|-------|-----|------|------|
| 2008 | 33-0 | 581 | 116 | 236 | .492 | 60 | 81 | .741 | 27 | 95 | 122 | 28 | 70 | 30 | 55 | 13 | 292 | 8.8 |
| 2009 | 34-33 | 792 | 175 | 376 | .465 | 72 | 99 | .727 | 44 | 142 | 186 | 59 | 107 | 43 | 64 | 21 | 445 | 13.1 |
| 2010 | 34-8 | 758 | 153 | 368 | .416 | 50 | 71 | .704 | 32 | 106 | 138 | 46 | 70 | 43 | 68 | 20 | 402 | 11.8 |
| 2011 | 27-0 | 210 | 31 | 85 | .365 | 9 | 12 | .750 | 10 | 37 | 47 | 14 | 34 | 9 | 21 | 2 | 77 | 2.9 |
| Totals | 128-41 | 2340 | 475 | 1065 | .446 | 191 | 263 | .726 | 113 | 380 | 493 | 147 | 281 | 125 | 208 | 56 | 1216 | 9.5 |

Three-point FG: 2008: 0-0 (.000); 2009: 23-69 (.333); 2010: 46-126 (.365); 2011: 6-23 (.261); Totals: 75-218 (.344)

HUMPHREY, TASHA
 College: Georgia '08
 Acquired: Signed as free agent on July 17, 2009
 Departed: Had qualifying offer withdrawn on February 16, 2010
 No: 34 Pos: F
 Ht: 6-3 Birthdate: December 29, 1985

| YEAR | G-GS | MIN | FG | FGA | PCT | FT | FTA | PCT | OR | DR | TOT | AST | PF | STL | TOBLK | PTS | AVG | |
|------|------|-----|----|-----|------|----|-----|------|----|----|-----|-----|----|-----|-------|-----|-----|-----|
| 2009 | 19-4 | 340 | 55 | 138 | .399 | 21 | 26 | .808 | 9 | 50 | 59 | 8 | 54 | 12 | 14 | 6 | 150 | 7.9 |


Three-point FG: 19-59 (.322)

JACOBS, AMBER
 College: Boston College '04
 Acquired: 2004 WNBA Draft (3rd round/33rd overall)
 Departed: Signed by Washington as free agent on March 17, 2008
 No: 23 Pos: G
 Ht: 5-8 Birthdate: June 29, 1982


| YEAR | G-GS | MIN | FG | FGA | PCT | FT | FTA | PCT | OR | DR | TOT | AST | PF | STL | TOBLK | PTS | AVG | |
|--------|--------|------|-----|-----|------|----|-----|------|----|-----|-----|-----|-----|-----|-------|-----|-----|-----|
| 2004 | 32-0 | 391 | 31 | 100 | .310 | 20 | 22 | .909 | 3 | 33 | 36 | 47 | 36 | 13 | 45 | 0 | 101 | 3.2 |
| 2005 | 33-0 | 478 | 40 | 104 | .385 | 21 | 29 | .724 | 4 | 15 | 19 | 68 | 34 | 19 | 46 | 4 | 121 | 3.7 |
| 2006 | 34-34 | 860 | 96 | 214 | .449 | 47 | 57 | .825 | 17 | 73 | 90 | 115 | 71 | 26 | 90 | 2 | 279 | 8.2 |
| 2007 | 29-0 | 328 | 34 | 102 | .333 | 8 | 13 | .615 | 4 | 16 | 20 | 40 | 31 | 9 | 41 | 0 | 93 | 3.2 |
| Totals | 128-34 | 2057 | 201 | 520 | .387 | 96 | 121 | .793 | 28 | 137 | 165 | 270 | 172 | 67 | 222 | 6 | 594 | 4.6 |

Three-point FG: 2004: 19-60 (.317); 2005: 20-53 (.377); 2006: 40-102 (.392); 2007: 17-65 (.262); Totals: 96-280 (.343)




JARRY, RACHEL

 College: N/A
 Acquired: Via trade with Atlanta on April 11, 2011
 Departed: N/A
 No: 12 Pos: F
 Ht: 6-1 Birthdate: December 6, 1991


| YEAR | G-GS | MIN | FG | FGA | PCT | FT | FTA | PCT | OR | DR | TOT | AST | PF | STL | TOBLK | PTS | AVG | |
|------------------------------------|------|-----|----|-----|------|----|-----|------|----|----|-----|-----|----|-----|-------|-----|-----|-----|
| 2013 | 27-0 | 184 | 16 | 36 | .444 | 7 | 9 | .778 | 7 | 12 | 19 | 11 | 27 | 5 | 13 | 4 | 45 | 1.7 |
| Three-point FG: 6-10 (.600) | | | | | | | | | | | | | | | | | | |

JONES, ASJHA

 College: Connecticut '02
 Acquired: Via trade with Connecticut on May 14, 2015
 Departed: Contract expired
 No: 15 Pos: F
 Ht: 6-2 Birthdate: August 1, 1980


| YEAR | G-GS | MIN | FG | FGA | PCT | FT | FTA | PCT | OR | DR | TOT | AST | PF | STL | TOBLK | PTS | AVG | |
|-----------------------------------|-------|-----|----|-----|------|----|-----|------|----|----|-----|-----|----|-----|-------|-----|-----|-----|
| 2015 | 31-12 | 541 | 76 | 185 | .411 | 18 | 30 | .600 | 25 | 61 | 86 | 51 | 69 | 16 | 36 | 15 | 170 | 5.5 |
| Three-point FG: 0-4 (.000) | | | | | | | | | | | | | | | | | | |

JONES, CHANDI

 College: Houston '04
 Acquired: Via trade with Detroit on July 30, 2005
 Departed: Waived on May 18, 2007
 No: 13 Pos: G
 Ht: 5-9 Birthdate: March 25, 1982


| YEAR | G-GS | MIN | FG | FGA | PCT | FT | FTA | PCT | OR | DR | TOT | AST | PF | STL | TOBLK | PTS | AVG | |
|--|-------------|------------|-----------|-----------|-------------|-----------|-----------|-------------|-----------|-----------|-----------|-----------|-----------|-----------|-----------|----------|-----------|------------|
| 2005 | 10-9 | 281 | 29 | 83 | .349 | 12 | 19 | .632 | 10 | 23 | 33 | 30 | 26 | 13 | 17 | 3 | 81 | 8.1 |
| 2006 | 6-0 | 38 | 5 | 9 | .556 | 4 | 4 | 1.000 | 2 | 3 | 5 | 3 | 3 | 1 | 2 | 0 | 17 | 2.8 |
| Totals | 16-9 | 319 | 34 | 92 | .370 | 16 | 23 | .696 | 12 | 26 | 38 | 33 | 29 | 14 | 19 | 3 | 98 | 6.1 |
| Three-point FG: 2005: 14-43 (.326); 2006: 5-20 (.250); Totals: 19-63 (.302). | | | | | | | | | | | | | | | | | | |

KELLEY, SHAE

 College: Minnesota '15
 Acquired: Signed as free agent on August 11, 2015
 Departed: Contract expired
 No: 1 Pos: F
 Ht: 6-1 Birthdate: September 29, 1991


| YEAR | G-GS | MIN | FG | FGA | PCT | FT | FTA | PCT | OR | DR | TOT | AST | PF | STL | TOBLK | PTS | AVG | |
|-----------------------------------|------|-----|----|-----|------|----|-----|------|----|----|-----|-----|----|-----|-------|-----|-----|-----|
| 2015 | 8-0 | 19 | 0 | 3 | .000 | 1 | 2 | .500 | 0 | 3 | 3 | 1 | 1 | 1 | 1 | 0 | 1 | 0.1 |
| Three-point FG: 0-0 (.000) | | | | | | | | | | | | | | | | | | |

KING BORCHARDT, SUSAN

 College: Stanford '05
 Acquired: Signed as free agent on April 25, 2005
 Departed: Waived on July 7, 2005
 No: 2 Pos: G
 Ht: 5-7 Birthdate: July 27, 1981


| YEAR | G-GS | MIN | FG | FGA | PCT | FT | FTA | PCT | OR | DR | TOT | AST | PF | STL | TOBLK | PTS | AVG | |
|-----------------------------------|------|-----|----|-----|------|----|-----|------|----|----|-----|-----|----|-----|-------|-----|-----|-----|
| 2005 | 3-0 | 17 | 0 | 1 | .000 | 3 | 4 | .750 | 0 | 1 | 1 | 1 | 2 | 0 | 0 | 1 | 3 | 1.0 |
| Three-point FG: 0-0 (.000) | | | | | | | | | | | | | | | | | | |

LaFLEUR, ANNIE

 College: N/A
 Acquired: Allocated by the WNBA on May 26, 1999
 Departed: Traded to Washington on April 17, 2001
 No: 35 Pos: G
 Ht: 5-7 Birthdate: November 3, 1969


| YEAR | G-GS | MIN | FG | FGA | PCT | FT | FTA | PCT | OR | DR | TOT | AST | PF | STL | TOBLK | PTS | AVG | |
|-------------------------------------|------|-----|----|-----|------|----|-----|------|----|----|-----|-----|----|-----|-------|-----|-----|-----|
| 1999 | 25-0 | 333 | 23 | 66 | .348 | 2 | 8 | .250 | 14 | 24 | 38 | 36 | 19 | 8 | 20 | 0 | 59 | 2.4 |
| Three-point FG: 11-24 (.458) | | | | | | | | | | | | | | | | | | |

LASSITER, AMANDA

 College: Missouri '01
 Acquired: Via trade from Seattle on April 15, 2004
 Departed: Signed by Chicago as free agent on April 21, 2006
 No: 24 Pos: F
 Ht: 6-1 Birthdate: June 9, 1979


| YEAR | G-GS | MIN | FG | FGA | PCT | FT | FTA | PCT | OR | DR | TOT | AST | PF | STL | TOBLK | PTS | AVG | |
|---|--------------|------------|-----------|------------|-------------|-----------|-----------|-------------|-----------|------------|------------|-----------|------------|-----------|-----------|-----------|------------|------------|
| 2004 | 33-12 | 563 | 47 | 135 | .348 | 6 | 9 | .667 | 15 | 65 | 80 | 37 | 74 | 21 | 40 | 22 | 127 | 3.8 |
| 2005 | 31-3 | 388 | 38 | 115 | .330 | 7 | 11 | .636 | 10 | 36 | 46 | 23 | 55 | 14 | 29 | 4 | 107 | 3.5 |
| Totals | 64-15 | 951 | 85 | 250 | .340 | 13 | 20 | .650 | 25 | 101 | 126 | 60 | 129 | 35 | 69 | 26 | 234 | 3.7 |
| Three-point FG: 2004: 27-89 (.303); 2005: 24-72 (.333); Totals: 51-161 (.317) | | | | | | | | | | | | | | | | | | |

LENNOX, BETTY

 College: Louisiana Tech '00
 Acquired: 2000 WNBA Draft (1st round/6th overall)
 Departed: Traded to Miami on June 11, 2002
 No: 22 Pos: G
 Ht: 5-8 Birthdate: December 4, 1976


| YEAR | G-GS | MIN | FG | FGA | PCT | FT | FTA | PCT | OR | DR | TOT | AST | PF | STL | TOBLK | PTS | AVG | |
|---|--------------|-------------|------------|------------|-------------|------------|------------|-------------|-----------|------------|------------|------------|------------|-----------|------------|-----------|------------|-------------|
| 2000 | 32-31 | 984 | 201 | 471 | .427 | 84 | 105 | .800 | 53 | 125 | 178 | 82 | 112 | 53 | 97 | 9 | 541 | 16.9 |
| 2001 | 11-7 | 241 | 41 | 110 | .373 | 19 | 20 | .950 | 13 | 41 | 54 | 16 | 29 | 10 | 25 | 4 | 121 | 11.0 |
| 2002 | 5-1 | 138 | 10 | 48 | .208 | 6 | 10 | .600 | 2 | 14 | 16 | 16 | 23 | 5 | 20 | 0 | 31 | 6.2 |
| Totals | 48-39 | 1363 | 252 | 629 | .401 | 109 | 135 | .807 | 68 | 180 | 248 | 114 | 164 | 68 | 142 | 13 | 693 | 14.4 |
| Three-point FG: 2000: 55-139 (.396); 2001: 20-52 (.385); 2002: 5-23 (.217); Totals: 80-214 (.374) | | | | | | | | | | | | | | | | | | |

LEWIS, TYNESHA

 College: North Carolina State '01
 Acquired: Signed as free agent July 11, 2005
 Departed: Retired on January 12, 2007
 No: 5 Pos: G
 Ht: 5-10 Birthdate: May 8, 1979


| YEAR | G-GS | MIN | FG | FGA | PCT | FT | FTA | PCT | OR | DR | TOT | AST | PF | STL | TOBLK | PTS | AVG | |
|---|-------------|------------|-----------|-----------|-------------|-----------|-----------|-------------|-----------|-----------|-----------|-----------|-----------|-----------|-----------|----------|-----------|------------|
| 2005 | 11-0 | 90 | 10 | 27 | .370 | 7 | 9 | .778 | 0 | 5 | 5 | 7 | 7 | 3 | 11 | 1 | 28 | 2.5 |
| 2006 | 19-0 | 202 | 19 | 55 | .345 | 7 | 10 | .700 | 10 | 17 | 27 | 18 | 16 | 12 | 16 | 5 | 46 | 2.4 |
| Totals | 30-0 | 292 | 29 | 82 | .354 | 14 | 29 | .483 | 10 | 22 | 32 | 25 | 23 | 15 | 27 | 6 | 74 | 2.5 |
| Three-point FG: 2005: 1-3 (.333); 2006: 1-11 (.091); Totals: 2-14 (.143). | | | | | | | | | | | | | | | | | | |

LISTON, TRICIA

 College: Duke '14
 Acquired: 2014 WNBA Draft (1st round/12th overall)
 Departed: Waived on April 19, 2016
 No: 20 Pos: F
 Ht: 6-0 Birthdate: February 20, 1992


| YEAR | G-GS | MIN | FG | FGA | PCT | FT | FTA | PCT | OR | DR | TOT | AST | PF | STL | TOBLK | PTS | AVG | |
|---|-------------|------------|-----------|------------|-------------|-----------|-----------|-------------|----------|-----------|-----------|-----------|-----------|----------|-----------|----------|------------|------------|
| 2014 | 25-0 | 181 | 18 | 45 | .400 | 4 | 6 | .667 | 3 | 25 | 28 | 8 | 13 | 1 | 3 | 3 | 54 | 2.2 |
| 2015 | 31-2 | 372 | 34 | 81 | .420 | 10 | 10 | 1.000 | 5 | 27 | 32 | 24 | 24 | 8 | 8 | 1 | 105 | 3.4 |
| Totals | 56-2 | 553 | 52 | 126 | .413 | 14 | 16 | .875 | 8 | 52 | 60 | 32 | 37 | 9 | 11 | 4 | 159 | 2.8 |
| Three-point FG: 2014: 14-30 (.467); 2015: 27-63 (.429); Totals: 41-93 (.441). | | | | | | | | | | | | | | | | | | |

LLOYD CURRY, ANDREA

 College: Texas '87
 Acquired: 1999 WNBA Draft (3rd round/31st overall)
 Departed: Waived on May 27, 2001
 No: 5 Pos: F
 Ht: 6-2 Birthdate: September 2, 1965

| YEAR | G-GS | MIN | FG | FGA | PCT | FT | FTA | PCT | OR | DR | TOT | AST | PF | STL | TOBLK | PTS | AVG | |
|---|--------------|-------------|------------|------------|-------------|-----------|-----------|-------------|-----------|------------|------------|------------|------------|-----------|-----------|-----------|------------|------------|
| 1999 | 32-31 | 899 | 75 | 200 | .375 | 34 | 45 | .756 | 38 | 100 | 138 | 91 | 92 | 30 | 62 | 12 | 214 | 6.7 |
| 2000 | 14-2 | 333 | 26 | 68 | .382 | 12 | 17 | .706 | 14 | 29 | 43 | 22 | 32 | 12 | 24 | 2 | 75 | 5.4 |
| Totals | 46-33 | 1232 | 101 | 268 | .377 | 46 | 62 | .742 | 52 | 129 | 181 | 113 | 124 | 42 | 86 | 14 | 289 | 6.3 |
| Three-point FG: 1999: 30-90 (.333); 2000: 11-32 (.344); Totals: 41-122 (.336) | | | | | | | | | | | | | | | | | | |

LOVELACE, STACEY

 College: Purdue '96
 Acquired: Signed as free agent on May 7, 2004
 Departed: By Chicago in the Expansion Draft on November 16, 2005
 No: 5 Pos: F
 Ht: 6-4 Birthdate: December 5, 1974

| YEAR | G-GS | MIN | FG | FGA | PCT | FT | FTA | PCT | OR | DR | TOT | AST | PF | STL | TOBLK | PTS | AVG | |
|---|-------------|------------|------------|------------|-------------|-----------|-----------|-------------|-----------|------------|------------|-----------|------------|-----------|-----------|-----------|------------|------------|
| 2004 | 34-0 | 388 | 49 | 122 | .402 | 20 | 24 | .833 | 25 | 41 | 66 | 20 | 47 | 18 | 45 | 9 | 121 | 3.6 |
| 2005 | 34-2 | 594 | 71 | 173 | .405 | 43 | 54 | .796 | 35 | 72 | 107 | 31 | 57 | 24 | 37 | 11 | 209 | 6.1 |
| Totals | 68-2 | 982 | 120 | 295 | .406 | 63 | 78 | .807 | 60 | 113 | 173 | 51 | 104 | 42 | 82 | 20 | 330 | 4.9 |
| Three-point FG: 2004: 3-17 (.176); 2005: 26-63 (.413); Totals: 29-80 (.362) | | | | | | | | | | | | | | | | | | |

MAIGA-BA, HAMCHETOU

 College: Old Dominion '02
 Acquired: Signed as free agent on February 17, 2010
 Departed: Waived on May 12, 2011
 No: 99 Pos: F
 Ht: 6-2 Birthdate: April 25, 1978

| YEAR | G-GS | MIN | FG | FGA | PCT | FT | FTA | PCT | OR | DR | TOT | AST | PF | STL | TOBLK | PTS | AVG | |
|-----------------------------------|------|-----|----|-----|------|----|-----|------|----|----|-----|-----|----|-----|-------|-----|-----|-----|
| 2010 | 34-9 | 275 | 43 | 112 | .384 | 22 | 33 | .667 | 35 | 43 | 78 | 31 | 54 | 13 | .36 | 5 | 108 | 3.2 |
| Three-point FG: 0-1 (.000) | | | | | | | | | | | | | | | | | | |



MANN, KRISTEN
 College: UC Santa Barbara '05
 Acquired: 2005 WNBA Draft (1st round/11th overall); signed as free agent on August 3, 2010
 Departed: Selected by Atlanta in the Expansion Draft on February 6, 2008; contract expired

No: 44 Pos: F Ht: 6-1 Birthdate: August 10, 1983

| YEAR | G-GS | MIN | FG | FGA | PCT | FT | FTA | PCT | OR | DR | TOT | AST | PF | STL | TOBLK | PTS | AVG | |
|---------------|--------------|-------------|------------|------------|-------------|-----------|-----------|-------------|-----------|------------|------------|------------|------------|-----------|-----------|-----------|------------|------------|
| 2005 | 24-0 | 185 | 30 | 60 | .500 | 11 | 16 | .688 | 11 | 24 | 35 | 11 | 16 | 8 | 7 | 1 | 71 | 3.0 |
| 2006 | 33-33 | 893 | 92 | 238 | .387 | 25 | 34 | .735 | 23 | 90 | 113 | 94 | 71 | 19 | 50 | 7 | 245 | 7.4 |
| 2007 | 34-17 | 882 | 96 | 256 | .375 | 29 | 37 | .784 | 39 | 83 | 122 | 43 | 81 | 31 | 27 | 7 | 258 | 7.6 |
| 2010 | 5-0 | 15 | 1 | 6 | .166 | 0 | 0 | .000 | 0 | 0 | 0 | 0 | 0 | 0 | 0 | 0 | 3 | 0.6 |
| Totals | 96-49 | 1975 | 219 | 560 | .391 | 65 | 87 | .747 | 73 | 197 | 270 | 148 | 168 | 58 | 84 | 15 | 577 | 6.0 |

Three-point FG: 2005: 0-9 (.000); 2006: 36-96 (.375); 2007: 37-106 (.349); Totals: 73-211 (.346)

MARGINEAN, GABRIELA
 College: Drexel
 Acquired: 2010 WNBA Draft (3rd round/26th overall)
 Departed: Waived on May 24, 2010

No: 44 Pos: F Ht: 6-1 Birthdate: February 12, 1987

| YEAR | G-GS | MIN | FG | FGA | PCT | FT | FTA | PCT | OR | DR | TOT | AST | PF | STL | TOBLK | PTS | AVG |
|------|------|-----|----|-----|------|----|-----|------|----|----|-----|-----|----|-----|-------|-----|-----|
| 2010 | 4-0 | 12 | 1 | 5 | .200 | 0 | 0 | .000 | 3 | 1 | 4 | 1 | 2 | 1 | 1 | 2 | 0.5 |

Three-point FG: 2010: 0-0 (.000)

MARTIN, MAYLANA
 College: UCLA '00
 Acquired: 2000 WNBA Draft (1st round/10th overall)
 Departed: Traded to Charlotte on April 19, 2002

No: 13 Pos: F Ht: 6-2 Birthdate: April 17, 1978

| YEAR | G-GS | MIN | FG | FGA | PCT | FT | FTA | PCT | OR | DR | TOT | AST | PF | STL | TOBLK | PTS | AVG | |
|---------------|--------------|------------|-----------|------------|-------------|-----------|-----------|-------------|-----------|------------|------------|-----------|------------|-----------|-----------|-----------|------------|------------|
| 2000 | 30-13 | 456 | 54 | 118 | .458 | 19 | 32 | .594 | 25 | 42 | 67 | 21 | 81 | 17 | 29 | 13 | 132 | 4.4 |
| 2001 | 31-12 | 494 | 35 | 103 | .340 | 19 | 31 | .613 | 27 | 59 | 86 | 19 | 87 | 17 | 37 | 15 | 95 | 3.1 |
| Totals | 61-25 | 950 | 89 | 221 | .403 | 38 | 63 | .603 | 52 | 101 | 153 | 40 | 168 | 34 | 66 | 28 | 227 | 3.7 |

Three-point FG: 2000: 5-19 (.263); 2001: 6-18 (.333); Totals: 11-37 (.297)

MARTINEZ, NURIA
 College: N/A
 Acquired: Claimed off waivers from Sacramento on May 19, 2004
 Departed: Waived on August 3, 2010

No: 11 Pos: G Ht: 5-9 Birthdate: February 29, 1984

| YEAR | G-GS | MIN | FG | FGA | PCT | FT | FTA | PCT | OR | DR | TOT | AST | PF | STL | TOBLK | PTS | AVG | |
|---------------|-------------|------------|----------|-----------|-------------|-----------|-----------|-------------|----------|-----------|-----------|-----------|-----------|----------|-----------|----------|-----------|------------|
| 2005 | 1-0 | 2 | 0 | 0 | .000 | 0 | 0 | .000 | 0 | 0 | 0 | 0 | 0 | 0 | 0 | 0 | 0.0 | |
| 2010 | 15-0 | 128 | 6 | 33 | .182 | 12 | 18 | .667 | 0 | 11 | 11 | 11 | 22 | 5 | 12 | 0 | 27 | 1.8 |
| Totals | 16-0 | 130 | 6 | 34 | .176 | 12 | 18 | .667 | 0 | 11 | 11 | 11 | 22 | 5 | 12 | 0 | 27 | 1.7 |

Three-point FG: 2005: N/A; 2010: 3-20 (.150); Totals: 3-21 (.143)

McCANTS, RASHANDA
 College: North Carolina
 Acquired: 2009 WNBA Draft (2nd round/15th overall)
 Departed: Traded to Tulsa on July 26, 2010

No: 8 Pos: F Ht: 6-1 Birthdate: November 17, 1986

| YEAR | G-GS | MIN | FG | FGA | PCT | FT | FTA | PCT | OR | DR | TOT | AST | PF | STL | TOBLK | PTS | AVG | |
|---------------|-------------|------------|-----------|------------|-------------|-----------|-----------|-------------|-----------|-----------|------------|-----------|------------|-----------|-----------|-----------|------------|------------|
| 2009 | 34-1 | 482 | 56 | 150 | .373 | 22 | 39 | .564 | 30 | 38 | 68 | 26 | 74 | 15 | 36 | 10 | 145 | 4.3 |
| 2010 | 17-4 | 268 | 33 | 84 | .393 | 2 | 5 | .400 | 21 | 20 | 41 | 16 | 37 | 10 | 14 | 2 | 95 | 5.6 |
| Totals | 51-5 | 750 | 89 | 234 | .380 | 24 | 44 | .545 | 51 | 58 | 109 | 42 | 111 | 25 | 50 | 12 | 240 | 4.7 |

Three-point FG: 2009: 11-38 (.289); 2010: 11-37 (.297); Totals: 22-75 (.293)

McKENITH, NADIRAH
 College: St. John's '13
 Acquired: Signed as free agent on June 24, 2014
 Departed: Contract expired

No: 3 Pos: G Ht: 5-7 Birthdate: September 6, 1991

| YEAR | G-GS | MIN | FG | FGA | PCT | FT | FTA | PCT | OR | DR | TOT | AST | PF | STL | TOBLK | PTS | AVG | |
|------|------|-----|----|-----|------|----|-----|-------|----|----|-----|-----|----|-----|-------|-----|-----|-----|
| 2014 | 6-0 | 24 | 1 | 4 | .250 | 2 | 2 | 1.000 | 0 | 4 | 4 | 1 | 2 | 1 | 1 | 0 | 4 | 0.7 |

Three-point FG: 0-0 (.000)

McWILLIAMS-FRANKLIN, TAJ
 College: St. Edward's
 Acquired: Signed as free agent on February 18, 2011
 Departed: Contract expired

No: 8 Pos: C Ht: 6-2 Birthdate: October 20, 1970

| YEAR | G-GS | MIN | FG | FGA | PCT | FT | FTA | PCT | OR | DR | TOT | AST | PF | STL | TOBLK | PTS | AVG | |
|---------------|--------------|-------------|------------|------------|-------------|-----------|------------|-------------|------------|------------|------------|------------|------------|-----------|------------|-----------|------------|------------|
| 2011 | 34-33 | 994 | 140 | 274 | .444 | 47 | 61 | .770 | 74 | 131 | 184 | 69 | 81 | 35 | 53 | 24 | 281 | 8.3 |
| 2012 | 33-33 | 879 | 122 | 235 | .519 | 30 | 40 | .750 | 55 | 122 | 177 | 84 | 75 | 34 | 66 | 46 | 276 | 8.4 |
| Totals | 67-76 | 1873 | 262 | 509 | .515 | 77 | 101 | .762 | 129 | 253 | 361 | 153 | 156 | 69 | 119 | 70 | 557 | 8.3 |

Three-point FG: 2011: 2-9 (.222); 2012: 2-5 (.400); Totals: 4-14 (.286)

MILLER, KELLY
 College: Georgia '01
 Acquired: Via trade from Phoenix on January 30, 2009
 Departed: Signed by Atlanta as free agent on March 17, 2010

No: 2 Pos: G Ht: 5-9 Birthdate: September 6, 1978

| YEAR | G-GS | MIN | FG | FGA | PCT | FT | FTA | PCT | OR | DR | TOT | AST | PF | STL | TOBLK | PTS | AVG | |
|------|-------|-----|----|-----|------|----|-----|------|----|----|-----|-----|----|-----|-------|-----|-----|-----|
| 2009 | 34-25 | 945 | 54 | 149 | .362 | 20 | 22 | .909 | 19 | 55 | 74 | 67 | 56 | 24 | 50 | 2 | 150 | 4.4 |

Three-point FG: 22-66 (.333)

MONTANANA, ANNA
 College: George Washington '05
 Acquired: Signed as free agent on July 26, 2009
 Departed: Contract expired

No: 12 Pos: F Ht: 6-1 Birthdate: October 24, 1980

| YEAR | G-GS | MIN | FG | FGA | PCT | FT | FTA | PCT | OR | DR | TOT | AST | PF | STL | TOBLK | PTS | AVG | |
|------|------|-----|----|-----|------|----|-----|-------|----|----|-----|-----|----|-----|-------|-----|-----|-----|
| 2009 | 16-1 | 169 | 14 | 36 | .389 | 2 | 2 | 1.000 | 15 | 11 | 26 | 19 | 17 | 9 | 12 | 0 | 35 | 2.2 |

Three-point FG: 5-15 (.333)

MOORE, LINDSEY
 College: Nebraska '13
 Acquired: 2013 WNBA Draft (1st round/12th overall)
 Departed: Waived on June 24, 2014

No: 00 Pos: G Ht: 5-8 Birthdate: June 3, 1991

| YEAR | G-GS | MIN | FG | FGA | PCT | FT | FTA | PCT | OR | DR | TOT | AST | PF | STL | TOBLK | PTS | AVG | |
|---------------|-------------|------------|-----------|-----------|-------------|----------|-----------|-------------|----------|-----------|-----------|-----------|-----------|----------|-----------|----------|-----------|------------|
| 2013 | 23-0 | 130 | 8 | 31 | .258 | 3 | 4 | .750 | 0 | 13 | 13 | 24 | 5 | 3 | 12 | 0 | 22 | 1.0 |
| 2014 | 12-0 | 102 | 3 | 15 | .200 | 4 | 6 | .667 | 0 | 9 | 9 | 14 | 9 | 4 | 3 | 0 | 13 | 1.1 |
| Totals | 35-0 | 232 | 11 | 46 | .239 | 7 | 10 | .700 | 0 | 22 | 22 | 38 | 14 | 7 | 15 | 0 | 35 | 1.0 |

Three-point FG: 2013: 3-12 (.250); 2014: 3-9 (.333); Totals: 6-21 (.286)

MOORE, NAVONDA
 College: Alabama '07
 Acquired: Signed as free agent on April 19, 2007
 Departed: Waived on April 22, 2009

No: 34 Pos: G Ht: 5-10 Birthdate: November 4, 1984

| YEAR | G-GS | MIN | FG | FGA | PCT | FT | FTA | PCT | OR | DR | TOT | AST | PF | STL | TOBLK | PTS | AVG | |
|---------------|-------------|------------|-----------|-----------|-------------|-----------|-----------|-------------|-----------|-----------|-----------|----------|-----------|----------|-----------|----------|-----------|------------|
| 2007 | 19-0 | 87 | 7 | 26 | .269 | 6 | 8 | .750 | 3 | 12 | 15 | 4 | 21 | 3 | 7 | 0 | 21 | 1.1 |
| 2008 | 16-0 | 125 | 15 | 47 | .319 | 15 | 27 | .556 | 7 | 8 | 15 | 5 | 18 | 4 | 3 | 3 | 48 | 3.0 |
| Totals | 35-0 | 212 | 22 | 73 | .301 | 21 | 35 | .600 | 10 | 20 | 30 | 9 | 39 | 7 | 10 | 3 | 69 | 2.0 |

Three-point FG: 2007: 1-8 (.125); 2008: 3-9 (.333); Totals: 4-17 (.236)

MOORE, TAMARA
 College: Wisconsin '02
 Acquired: Via trade from Miami on June 11, 2002
 Departed: Traded to Detroit on May 19, 2003

No: 21 Pos: G Ht: 5-11 Birthdate: April 11, 1980

| YEAR | G-GS | MIN | FG | FGA | PCT | FT | FTA | PCT | OR | DR | TOT | AST | PF | STL | TOBLK | PTS | AVG | |
|------|-------|-----|----|-----|------|----|-----|------|----|----|-----|-----|----|-----|-------|-----|-----|-----|
| 2002 | 26-20 | 653 | 63 | 172 | .366 | 44 | 53 | .830 | 20 | 56 | 76 | 78 | 65 | 23 | 74 | 9 | 196 | 7.5 |

Three-point FG: 26-68 (.382)



MURPHY, SHAY
 College: USC '07
 Acquired: 2007 WNBA Draft (2nd round/14th overall)
 Departed: Traded to Detroit on June 21, 2008

No: 14 Pos: G
 Ht: 5-11 Birthdate: April 15, 1985

| YEAR | G-GS | MIN | FG | FGA | PCT | FT | FTA | PCT | OR | DR | TOT | AST | PF | STL | TOBLK | PTS | AVG | |
|---------------|-------------|------------|-----------|------------|-------------|-----------|-----------|-------------|-----------|-----------|------------|-----------|-----------|-----------|-----------|----------|------------|------------|
| 2007 | 32-0 | 436 | 54 | 145 | .372 | 39 | 46 | .848 | 50 | 54 | 104 | 17 | 48 | 19 | 20 | 8 | 165 | 5.2 |
| 2008 | 2-0 | 5 | 1 | 5 | .200 | 0 | 0 | N/A | 2 | 0 | 2 | 0 | 2 | 0 | 0 | 0 | 2 | 1.0 |
| Totals | 34-0 | 441 | 55 | 150 | .367 | 39 | 46 | .848 | 52 | 54 | 106 | 17 | 50 | 19 | 20 | 8 | 167 | 4.9 |

Three-point FG: 2007: 18-66 (.273); 2008: 0-0 (.000); Totals: 15-66 (.273)

OHLDE, NICOLE
 College: Kansas State '04
 Acquired: 2004 WNBA Draft (1st round/6th overall)
 Departed: Traded to Phoenix on January 31, 2009

No: 3 Pos: F
 Ht: 6-4 Birthdate: March 13, 1982

| YEAR | G-GS | MIN | FG | FGA | PCT | FT | FTA | PCT | OR | DR | TOT | AST | PF | STL | TOBLK | PTS | AVG | |
|---------------|----------------|-------------|------------|-------------|-------------|------------|------------|-------------|------------|------------|------------|------------|------------|-----------|------------|------------|-------------|-------------|
| 2004 | 34-34 | 1018 | 136 | 308 | .442 | 125 | 177 | .706 | 83 | 111 | 194 | 60 | 103 | 16 | 74 | 45 | 397 | 11.7 |
| 2005 | 34-34 | 1038 | 133 | 292 | .455 | 116 | 142 | .817 | 63 | 131 | 194 | 78 | 92 | 21 | 84 | 22 | 382 | 11.2 |
| 2006 | 34-34 | 872 | 120 | 265 | .453 | 87 | 131 | .664 | 61 | 129 | 190 | 54 | 99 | 20 | 74 | 25 | 327 | 9.6 |
| 2007 | 34-34 | 922 | 128 | 342 | .374 | 136 | 161 | .845 | 69 | 139 | 208 | 56 | 127 | 17 | 82 | 20 | 392 | 11.5 |
| 2008 | 34-34 | 559 | 73 | 161 | .453 | 51 | 65 | .785 | 44 | 68 | 112 | 45 | 197 | 10 | 50 | 22 | 197 | 5.8 |
| Totals | 170-170 | 4409 | 590 | 1368 | .431 | 515 | 676 | .762 | 320 | 578 | 898 | 293 | 509 | 84 | 364 | 134 | 1695 | 10.0 |

Three-point FG: 2004: 0-2 (.000); 2005: 0-2 (.000); 2006: 0-1 (.000); 2007: 0-0 (.000); 2008: 0-0 (.000); Totals: 0-5 (.000)

O'NEILL, JENNIFER
 College: Kentucky '15
 Acquired: Signed as free agent on May 16, 2015
 Departed: Waived on July 22, 2015

No: 0 Pos: G
 Ht: 5-5 Birthdate: April 19, 1990

| YEAR | G-GS | MIN | FG | FGA | PCT | FT | FTA | PCT | OR | DR | TOT | AST | PF | STL | TOBLK | PTS | AVG | |
|------|------|-----|----|-----|------|----|-----|-------|----|----|-----|-----|----|-----|-------|-----|-----|-----|
| 2015 | 13-0 | 101 | 8 | 23 | .348 | 8 | 8 | 1.000 | 2 | 12 | 14 | 10 | 9 | 3 | 10 | 1 | 29 | 2.2 |

Three-point FG: 5-9 (.556)

PAYE, KATE
 College: Stanford '95
 Acquired: Allocated by the WNBA on May 3, 2000
 Departed: Waived on May 12, 2002

No: 14 ('00), 7 ('01) Pos: G
 Ht: 5-8 Birthdate: March 6, 1974

| YEAR | G-GS | MIN | FG | FGA | PCT | FT | FTA | PCT | OR | DR | TOT | AST | PF | STL | TOBLK | PTS | AVG | |
|---------------|--------------|-------------|-----------|------------|-------------|-----------|-----------|-------------|-----------|-----------|-----------|------------|------------|-----------|-----------|----------|------------|------------|
| 2000 | 28-12 | 408 | 19 | 58 | .328 | 6 | 9 | .667 | 3 | 27 | 30 | 38 | 49 | 8 | 28 | 6 | 56 | 2.0 |
| 2001 | 32-16 | 652 | 30 | 78 | .385 | 11 | 16 | .688 | 7 | 54 | 61 | 97 | 55 | 21 | 46 | 0 | 91 | 2.8 |
| Totals | 60-28 | 1060 | 49 | 136 | .360 | 17 | 25 | .680 | 10 | 81 | 91 | 135 | 104 | 29 | 74 | 6 | 147 | 2.5 |

Three-point FG: 2000: 12-41 (.293); 2001: 20-56 (.357); Totals: 32-97 (.330)

PETERS, DEVEREAUX
 College: Notre Dame '12
 Acquired: 2012 WNBA Draft (1st round/3rd overall)
 Departed: Traded to Indiana on February 2, 2016

No: 14 Pos: F
 Ht: 6-2 Birthdate: October 8, 1989

| YEAR | G-GS | MIN | FG | FGA | PCT | FT | FTA | PCT | OR | DR | TOT | AST | PF | STL | TOBLK | PTS | AVG | |
|---------------|--------------|-------------|------------|------------|-------------|-----------|------------|-------------|------------|------------|------------|------------|------------|-----------|------------|------------|------------|------------|
| 2012 | 30-2 | 424 | 61 | 109 | .560 | 36 | 51 | .706 | 44 | 69 | 113 | 33 | 74 | 14 | 39 | 23 | 158 | 5.3 |
| 2013 | 34-2 | 631 | 59 | 149 | .396 | 23 | 27 | .852 | 52 | 104 | 156 | 37 | 56 | 24 | 30 | 34 | 141 | 4.1 |
| 2014 | 28-0 | 504 | 54 | 122 | .443 | 14 | 19 | .737 | 31 | 72 | 103 | 48 | 69 | 22 | 30 | 28 | 122 | 4.4 |
| 2015 | 33-0 | 481 | 44 | 98 | .449 | 13 | 15 | .867 | 30 | 82 | 112 | 28 | 37 | 7 | 30 | 30 | 104 | 3.2 |
| Totals | 125-4 | 2040 | 218 | 478 | .456 | 86 | 112 | .768 | 157 | 327 | 484 | 146 | 236 | 67 | 129 | 115 | 525 | 4.2 |

Three-point FG: 2012: 0-0 (.000); 2013: 0-0 (.000); 2014: 0-0 (.000); 2015: 3-8 (.375); Totals: 3-8 (.375)

POTTHOFF, ANGIE
 College: Penn State '97
 Acquired: 2000 WNBA Draft (4th round/49th overall)
 Departed: Waived on May 7, 2001

No: 44 Pos: F
 Ht: 6-2 Birthdate: June 12, 1974

| YEAR | G-GS | MIN | FG | FGA | PCT | FT | FTA | PCT | OR | DR | TOT | AST | PF | STL | TOBLK | PTS | AVG | |
|---------------|--------------|------------|-----------|------------|-------------|-----------|-----------|-------------|-----------|-----------|-----------|-----------|-----------|-----------|-----------|----------|------------|------------|
| 1999 | 32-25 | 710 | 53 | 140 | .379 | 18 | 33 | .545 | 26 | 59 | 85 | 37 | 84 | 24 | 35 | 5 | 127 | 4.0 |
| 2000 | 3-0 | 8 | 0 | 2 | .000 | 0 | 0 | --- | 0 | 2 | 2 | 1 | 3 | 0 | 0 | 0 | 0 | 0.0 |
| Totals | 35-25 | 718 | 53 | 142 | .373 | 18 | 33 | .545 | 26 | 61 | 87 | 38 | 87 | 24 | 35 | 5 | 127 | 3.6 |

Three-point FG: 1999: 3-18 (.167); 2000: 0-1 (.000); Totals: 3-19 (.158)

PRIDE, LYNN
 College: Kansas '00
 Acquired: Via trade from Portland on February 20, 2001
 Departed: Waived on July 6, 2003

No: 34 Pos: F
 Ht: 6-2 Birthdate: October 16, 1978

| YEAR | G-GS | MIN | FG | FGA | PCT | FT | FTA | PCT | OR | DR | TOT | AST | PF | STL | TOBLK | PTS | AVG | |
|---------------|--------------|-------------|------------|------------|-------------|-----------|-----------|-------------|-----------|------------|------------|-----------|------------|-----------|------------|-----------|------------|------------|
| 2001 | 32-14 | 713 | 68 | 174 | .391 | 33 | 55 | .600 | 47 | 99 | 146 | 28 | 77 | 28 | 46 | 20 | 170 | 5.3 |
| 2002 | 31-15 | 589 | 57 | 148 | .385 | 8 | 17 | .471 | 25 | 78 | 103 | 43 | 73 | 25 | 47 | 25 | 123 | 4.0 |
| 2003 | 13-0 | 66 | 7 | 14 | .500 | 3 | 4 | .750 | 8 | 9 | 17 | 1 | 11 | 3 | 8 | 1 | 17 | 1.3 |
| Totals | 76-29 | 1368 | 132 | 336 | .393 | 44 | 76 | .579 | 80 | 186 | 266 | 72 | 161 | 56 | 101 | 46 | 310 | 4.1 |

Three-point FG: 2001: 1-4 (.250); 2002: 1-10 (.100); 2003: 0-0 (.000); Totals: 2-14 (.143)

PRINGLE, LATOYA
 College: North Carolina '08
 Acquired: Via trade from Phoenix on January 30, 2009
 Departed: Waived on July 26, 2009

No: 15 Pos: F
 Ht: 6-3 Birthdate: September 11, 1986

| YEAR | G-GS | MIN | FG | FGA | PCT | FT | FTA | PCT | OR | DR | TOT | AST | PF | STL | TOBLK | PTS | AVG | |
|------|------|-----|----|-----|------|----|-----|------|----|----|-----|-----|----|-----|-------|-----|-----|-----|
| 2009 | 17-0 | 159 | 13 | 30 | .433 | 11 | 15 | .733 | 14 | 23 | 37 | 8 | 22 | 3 | 14 | 14 | 37 | 2.2 |

Three-point FG: 0-0 (.000)

QUINN, NOELLE
 College: UCLA '07
 Acquired: 2007 WNBA Draft (1st round/4th overall)
 Departed: Traded to Los Angeles on May 5, 2009

No: 45 Pos: G
 Ht: 6-0 Birthdate: January 3, 1985

| YEAR | G-GS | MIN | FG | FGA | PCT | FT | FTA | PCT | OR | DR | TOT | AST | PF | STL | TOBLK | PTS | AVG | |
|---------------|--------------|-------------|-----------|------------|-------------|-----------|-----------|-------------|-----------|------------|------------|------------|-----------|-----------|------------|-----------|------------|------------|
| 2007 | 34-19 | 670 | 37 | 124 | .298 | 15 | 24 | .625 | 18 | 71 | 89 | 148 | 40 | 29 | 67 | 13 | 96 | 2.8 |
| 2008 | 32-25 | 533 | 47 | 118 | .398 | 12 | 18 | .667 | 12 | 57 | 69 | 81 | 33 | 21 | 46 | 2 | 116 | 3.6 |
| Totals | 66-44 | 1202 | 84 | 242 | .347 | 27 | 42 | .643 | 30 | 128 | 158 | 229 | 73 | 50 | 113 | 15 | 212 | 3.2 |

Three-point FG: 2007: 7-38 (.184); 2008: 10-32 (.313); Totals: 17-70 (.243)

RASMUSSEN, KRISTEN
 College: Michigan State '00
 Acquired: Via trade with Connecticut on March 14, 2008
 Departed: Waived on January 9, 2009

No: 52 Pos: F
 Ht: 6-4 Birthdate: November 1, 1978

| YEAR | G-GS | MIN | FG | FGA | PCT | FT | FTA | PCT | OR | DR | TOT | AST | PF | STL | TOBLK | PTS | AVG | |
|------|------|-----|----|-----|------|----|-----|------|----|----|-----|-----|----|-----|-------|-----|-----|-----|
| 2008 | 31-0 | 393 | 27 | 72 | .375 | 17 | 23 | .739 | 32 | 53 | 85 | 27 | 48 | 12 | 19 | 6 | 79 | 2.5 |

Three-point FG: 8-23 (.348)



RAYMOND, TAMIKA
 College: Connecticut '02
 Acquired: 2002 WNBA Draft (1st round/6th overall)
 Departed: Traded to Connecticut on March 14, 2008

No: 20 Pos: F
 Ht: 6-1 Birthdate: April 12, 1980

| YEAR | G-GS | MIN | FG | FGA | PCT | FT | FTA | PCT | OR | DR | TOT | AST | PF | STL | TOBLK | PTS | AVG | |
|---------------|----------------|-------------|------------|------------|-------------|------------|------------|-------------|------------|------------|-------------|------------|------------|------------|------------|-----------|-------------|------------|
| 2002 | 31-31 | 1023 | 124 | 221 | .561 | 63 | 108 | .583 | 96 | 133 | 229 | 51 | 57 | 44 | 74 | 13 | 314 | 10.1 |
| 2003 | 34-34 | 1121 | 129 | 193 | .668 | 45 | 93 | .484 | 92 | 117 | 209 | 44 | 78 | 34 | 58 | 10 | 303 | 8.9 |
| 2004 | 34-33 | 978 | 102 | 189 | .540 | 49 | 87 | .563 | 82 | 123 | 205 | 38 | 65 | 39 | 66 | 5 | 254 | 7.5 |
| 2005 | 34-9 | 758 | 86 | 156 | .551 | 25 | 46 | .543 | 76 | 95 | 171 | 39 | 52 | 30 | 41 | 2 | 197 | 5.8 |
| 2006 | 31-30 | 671 | 65 | 147 | .442 | 16 | 36 | .444 | 73 | 101 | 174 | 21 | 44 | 16 | 37 | 1 | 147 | 4.7 |
| 2007 | 21-2 | 149 | 12 | 20 | .600 | 7 | 11 | .636 | 16 | 24 | 40 | 6 | 18 | 2 | 9 | 0 | 31 | 1.5 |
| Totals | 185-139 | 4701 | 518 | 926 | .559 | 205 | 381 | .538 | 435 | 593 | 1028 | 199 | 314 | 165 | 285 | 31 | 1246 | 6.7 |

Three-point FG: 2002: 3-11 (.273); 2003: 0-2 (.000); 2004: 1-4 (.250); 2005: 0-3 (.000); 2006: 1-9 (.111); 2007: 0-0 (.000); Totals: 5-29 (.172)

REED, BRANDY
 College: Southern Mississippi '98
 Acquired: 1999 Expansion Draft from Phoenix (1st round/1st overall)
 Departed: Traded to Phoenix on February 18, 2000

No: 3 Pos: F
 Ht: 6-1 Birthdate: February 17, 1977

| YEAR | G-GS | MIN | FG | FGA | PCT | FT | FTA | PCT | OR | DR | TOT | AST | PF | STL | TOBLK | PTS | AVG | |
|------|-------|-----|-----|-----|------|----|-----|------|----|----|-----|-----|----|-----|-------|-----|-----|------|
| 1999 | 25-24 | 757 | 168 | 366 | .459 | 53 | 70 | .757 | 55 | 96 | 151 | 64 | 57 | 29 | 63 | 17 | 402 | 16.1 |

Three-point FG: 13-38 (.342)

RESS, KATHRIN
 College: Boston College '07
 Acquired: 2007 WNBA Draft (2nd round/24th overall)
 Departed: Contract expired

No: 1 Pos: F
 Ht: 6-3 Birthdate: June 26, 1985

| YEAR | G-GS | MIN | FG | FGA | PCT | FT | FTA | PCT | OR | DR | TOT | AST | PF | STL | TOBLK | PTS | AVG | |
|------|------|-----|----|-----|------|----|-----|------|----|----|-----|-----|----|-----|-------|-----|-----|-----|
| 2007 | 28-1 | 348 | 31 | 78 | .397 | 21 | 29 | .724 | 39 | 32 | 71 | 16 | 69 | 8 | 37 | 4 | 85 | 3.0 |

Three-point FG: 2-4 (.500)

RODGERS, SUGAR
 College: Georgetown '13
 Acquired: 2013 WNBA Draft (2nd round/14th overall)
 Departed: Traded to New York on April 16, 2014

No: 15 Pos: G
 Ht: 5-9 Birthdate: December 8, 1989

| YEAR | G-GS | MIN | FG | FGA | PCT | FT | FTA | PCT | OR | DR | TOT | AST | PF | STL | TOBLK | PTS | AVG | |
|------|------|-----|----|-----|------|----|-----|------|----|----|-----|-----|----|-----|-------|-----|-----|-----|
| 2013 | 28-0 | 212 | 19 | 60 | .317 | 4 | 7 | .571 | 11 | 29 | 40 | 14 | 32 | 15 | 12 | 9 | 52 | 1.9 |

Three-point FG: 10-32 (.313)

SAM, SHERI
 College: Vanderbilt '96
 Acquired: Via Dispersal Draft from Miami (2nd overall) on April 24, 2003
 Departed: Traded to Seattle on April 15, 2004

No: 55 Pos: F
 Ht: 6-0 Birthdate: May 5, 1974

| YEAR | G-GS | MIN | FG | FGA | PCT | FT | FTA | PCT | OR | DR | TOT | AST | PF | STL | TOBLK | PTS | AVG | |
|------|-------|-----|-----|-----|------|----|-----|------|----|----|-----|-----|----|-----|-------|-----|-----|------|
| 2003 | 34-28 | 953 | 138 | 360 | .383 | 74 | 105 | .705 | 46 | 96 | 142 | 88 | 70 | 38 | 48 | 6 | 374 | 11.0 |

Three-point FG: 24-73 (.329)

SCHWEITZER, GEORGIA
 College: Duke '01
 Acquired: Via trade from Miami on April 20, 2001
 Departed: Retired on April 23, 2004

No: 23 Pos: G
 Ht: 6-0 Birthdate: January 31, 1979

| YEAR | G-GS | MIN | FG | FGA | PCT | FT | FTA | PCT | OR | DR | TOT | AST | PF | STL | TOBLK | PTS | AVG | |
|---------------|--------------|-------------|-----------|------------|-------------|-----------|-----------|-------------|-----------|-----------|------------|-----------|-----------|-----------|-----------|-----------|------------|------------|
| 2001 | 24-8 | 423 | 33 | 103 | .320 | 13 | 17 | .765 | 15 | 35 | 50 | 34 | 34 | 11 | 17 | 6 | 87 | 3.6 |
| 2002 | 30-9 | 509 | 42 | 87 | .483 | 26 | 30 | .867 | 7 | 44 | 51 | 37 | 47 | 15 | 27 | 5 | 124 | 4.1 |
| 2003 | 16-0 | 118 | 6 | 17 | .353 | 0 | 0 | .000 | 7 | 11 | 18 | 7 | 6 | 3 | 8 | 1 | 15 | 0.9 |
| Totals | 70-17 | 1050 | 81 | 207 | .391 | 39 | 47 | .830 | 29 | 90 | 119 | 78 | 87 | 29 | 52 | 12 | 226 | 3.2 |

Three-point FG: 2001: 8-43 (.186); 2002: 14-33 (.424); 2003: 3-9 (.333); Totals: 25-85 (.294)

SLAUGHTER, GWEN
 College: Tulane '03
 Acquired: Signed as free agent on April 26, 2004
 Departed: Contract expired

No: 45 Pos: F
 Ht: 6-3 Birthdate: July 1, 1980

| YEAR | G-GS | MIN | FG | FGA | PCT | FT | FTA | PCT | OR | DR | TOT | AST | PF | STL | TOBLK | PTS | AVG | |
|------|------|-----|----|-----|------|----|-----|-------|----|----|-----|-----|----|-----|-------|-----|-----|-----|
| 2004 | 3-0 | 7 | 0 | 1 | .000 | 2 | 2 | 1.000 | 0 | 1 | 1 | 0 | 0 | 0 | 0 | 1 | 2 | 0.7 |

Three-point FG: 0-0 (.000)

SMITH, CHARMIN
 College: Stanford '97
 Acquired: Allocated by the WNBA on May 14, 1999
 Departed: Selected by Seattle in the Expansion Draft (6th round/23rd overall) on December 15, 1999

No: 21 Pos: G Ht: 5-10 Birthdate: May 2, 1975

| YEAR | G-GS | MIN | FG | FGA | PCT | FT | FTA | PCT | OR | DR | TOT | AST | PF | STL | TOBLK | PTS | AVG | |
|------|------|-----|----|-----|------|----|-----|------|----|----|-----|-----|----|-----|-------|-----|-----|-----|
| 1999 | 13-0 | 56 | 1 | 9 | .111 | 8 | 10 | .800 | 2 | 7 | 9 | 2 | 10 | 1 | 5 | 0 | 10 | 0.8 |

Three-point FG: 0-4 (.000)

SMITH, CRYSTAL
 College: Iowa '06
 Acquired: Claimed off waivers from Houston on May 2, 2008
 Departed: Waived on May 18, 2008

No: 15 Pos: G
 Ht: 5-6 Birthdate: March 12, 1984

| YEAR | G-GS | MIN | FG | FGA | PCT | FT | FTA | PCT | OR | DR | TOT | AST | PF | STL | TOBLK | PTS | AVG |
|------|------|-----|----|-----|-----|----|-----|-----|----|----|-----|-----|----|-----|-------|-----|-----|
| 2008 | 1-0 | 0 | 0 | 0 | N/A | 0 | 0 | N/A | 0 | 0 | 0 | 0 | 0 | 0 | 0 | 0 | 0.0 |

Three-point FG: 0-0 (.000)

SMITH, KATIE
 College: Ohio State '96
 Acquired: Allocated by WNBA on May 3, 1999
 Departed: Traded to Detroit on July 30, 2005

No: 14 ('99), 30 ('00-'05) Pos: G
 Ht: 5-11 Birthdate: June 4, 1974

| YEAR | G-GS | MIN | FG | FGA | PCT | FT | FTA | PCT | OR | DR | TOT | AST | PF | STL | TOBLK | PTS | AVG | |
|---------------|----------------|-------------|-------------|-------------|-------------|------------|-------------|-------------|------------|------------|------------|------------|------------|------------|------------|-----------|-------------|-------------|
| 1999 | 30-29 | 971 | 113 | 292 | .387 | 72 | 94 | .766 | 42 | 46 | 88 | 60 | 106 | 19 | 55 | 10 | 350 | 11.7 |
| 2000 | 32-32 | 1193 | 203 | 482 | .421 | 152 | 175 | .869 | 28 | 65 | 93 | 90 | 71 | 44 | 76 | 7 | 646 | 20.2 |
| 2001 | 32-32 | 1234 | 204 | 519 | .393 | 246 | 275 | .895 | 40 | 82 | 122 | 70 | 94 | 23 | 87 | 5 | 739 | 23.1 |
| 2002 | 31-31 | 1138 | 162 | 401 | .404 | 126 | 153 | .824 | 24 | 68 | 92 | 79 | 87 | 32 | 70 | 7 | 512 | 16.5 |
| 2003 | 34-34 | 1185 | 208 | 455 | .457 | 126 | 143 | .881 | 40 | 98 | 138 | 84 | 112 | 25 | 67 | 6 | 620 | 18.2 |
| 2004 | 23-23 | 800 | 137 | 318 | .431 | 98 | 109 | .899 | 17 | 67 | 84 | 52 | 63 | 23 | 51 | 6 | 432 | 18.8 |
| 2005 | 23-23 | 766 | 100 | 261 | .383 | 71 | 9 | .789 | 12 | 43 | 55 | 61 | 46 | 25 | 54 | 2 | 306 | 13.3 |
| Totals | 205-204 | 7287 | 1127 | 2728 | .413 | 891 | 1039 | .857 | 203 | 469 | 672 | 496 | 579 | 191 | 460 | 43 | 3605 | 17.6 |

Three-point FG: 1999: 52-136 (.382); 2000: 88-232 (.379); 2001: 85-240 (.354); 2002: 62-188 (.330); 2003: 78-200 (.390); 2004: 60-139 (.432); 2005: 35-104 (.337); Totals: 460-1239 (.371)

STANSBURY, TIFFANY
 College: North Carolina State '06
 Acquired: Signed as free agent on May 25, 2007
 Departed: Waived on May 15, 2008

No: 42 Pos: F
 Ht: 6-3 Birthdate: January 16, 1983

| YEAR | G-GS | MIN | FG | FGA | PCT | FT | FTA | PCT | OR | DR | TOT | AST | PF | STL | TOBLK | PTS | AVG | |
|------|-------|-----|----|-----|------|----|-----|------|----|----|-----|-----|----|-----|-------|-----|-----|-----|
| 2007 | 30-14 | 437 | 55 | 120 | .458 | 20 | 39 | .513 | 50 | 80 | 130 | 15 | 78 | 13 | 29 | 11 | 130 | 4.3 |

Three-point FG: 0-0 (.000)

STIRES, SHANELE
 College: Kansas State '95
 Acquired: 2000 WNBA Draft (4th round/56th overall)
 Departed: Retired on April 30, 2003

No: 3 Pos: F
 Ht: 5-11 Birthdate: May 21, 1972

| YEAR | G-GS | MIN | FG | FGA | PCT | FT | FTA | PCT | OR | DR | TOT | AST | PF | STL | TOBLK | PTS | AVG | |
|---------------|-------------|------------|-----------|-----------|-------------|-----------|-----------|-------------|-----------|-----------|-----------|-----------|-----------|-----------|-----------|----------|-----------|------------|
| 2000 | 21-0 | 117 | 13 | 29 | .448 | 4 | 6 | .667 | 6 | 8 | 14 | 7 | 22 | 6 | 14 | 0 | 35 | 1.7 |
| 2001 | 18-5 | 201 | 20 | 53 | .377 | 5 | 7 | .714 | 10 | 17 | 27 | 14 | 26 | 8 | 19 | 4 | 51 | 2.8 |
| 2002 | 9-0 | 22 | 2 | 4 | .500 | 1 | 2 | .500 | 4 | 2 | 6 | 1 | 3 | 0 | 2 | 1 | 6 | 0.7 |
| Totals | 48-5 | 340 | 35 | 86 | .407 | 10 | 15 | .667 | 20 | 27 | 47 | 22 | 51 | 14 | 35 | 5 | 92 | 1.9 |

Three-point FG: 2000: 5-10 (.500); 2001: 6-25 (.240); 2002: 1-2 (.500); Totals: 12-37 (.324)

**TATE, SONJA**

College: Arkansas State '93
Acquired: 1999 WNBA Draft (4th round/43rd overall)
Departed: Waived on May 27, 2001
No: 19 ('99), 10 ('00) **Pos:** G
Ht: 5-8 **Birthdate:** September 7, 1971

| YEAR | G-GS | MIN | FG | FGA | PCT | FT | FTA | PCT | OR | DR | TOT | AST | PF | STL | TOBLK | PTS | AVG | |
|---------------|--------------|------------|-----------|------------|-------------|-----------|-----------|-------------|-----------|-----------|------------|------------|-----------|-----------|-----------|----------|------------|------------|
| 1999 | 32-18 | 828 | 52 | 147 | .354 | 23 | 30 | .767 | 48 | 79 | 127 | 100 | 84 | 36 | 65 | 3 | 143 | 4.5 |
| 2000 | 8-0 | 94 | 10 | 22 | .455 | 1 | 2 | .500 | 6 | 7 | 13 | 5 | 13 | 3 | 7 | 0 | 27 | 3.4 |
| Totals | 40-18 | 922 | 62 | 169 | .367 | 24 | 32 | .750 | 54 | 86 | 140 | 105 | 97 | 39 | 72 | 3 | 170 | 4.3 |

Three-point FG: 1999: 16-67 (.239); 2000: 6-11 (.545); **Totals:** 22-78 (.282)

**TAYLOR, ASIA**

College: Louisville '14
Acquired: 2014 WNBA Draft (3rd round/36th overall)
Departed: Waived on June 2, 2015
No: 31 **Pos:** F
Ht: 6-1 **Birthdate:** August 22, 1991

| YEAR | G-GS | MIN | FG | FGA | PCT | FT | FTA | PCT | OR | DR | TOT | AST | PF | STL | TOBLK | PTS | AVG | |
|------|------|-----|----|-----|------|----|-----|------|----|----|-----|-----|----|-----|-------|-----|-----|-----|
| 2014 | 22-0 | 173 | 21 | 40 | .525 | 18 | 24 | .750 | 12 | 18 | 30 | 10 | 34 | 4 | 16 | 0 | 60 | 2.7 |

Three-point FG: 0-0 (.000)

**THOMAS, CHRISTI**

College: Georgia '04
Acquired: Trade from Los Angeles on January 30, 2009
Departed: Waived on July 17, 2009
No: 4 **Pos:** F
Ht: 6-4 **Birthdate:** August 14, 1982

| YEAR | G-GS | MIN | FG | FGA | PCT | FT | FTA | PCT | OR | DR | TOT | AST | PF | STL | TOBLK | PTS | AVG | |
|------|------|-----|----|-----|------|----|-----|------|----|----|-----|-----|----|-----|-------|-----|-----|-----|
| 2009 | 11-0 | 66 | 1 | 21 | .048 | 1 | 2 | .500 | 5 | 10 | 15 | 3 | 15 | 3 | 6 | 5 | 3 | 0.3 |

Three-point FG: 0-7 (.000)

**THOMAS, LATOYA**

College: Mississippi State '03
Acquired: Via trade from Detroit on June 21, 2008
Departed: Contract expired
No: 32 **Pos:** F
Ht: 6-2 **Birthdate:** June 6, 1981

| YEAR | G-GS | MIN | FG | FGA | PCT | FT | FTA | PCT | OR | DR | TOT | AST | PF | STL | TOBLK | PTS | AVG | |
|------|------|-----|----|-----|------|----|-----|-----|----|----|-----|-----|----|-----|-------|-----|-----|-----|
| 2008 | 13-0 | 147 | 19 | 38 | .500 | 4 | 9 | .44 | 8 | 17 | 25 | 3 | 16 | 2 | 18 | 0 | 47 | 3.6 |

Three-point FG: 5-7 (.714)

**THOMAS, STACEY**

College: Michigan '00
Acquired: Via trade from Detroit on July 30, 2005
Departed: Signed by Charlotte as free agent on April 12, 2006
No: 9 **Pos:** F
Ht: 5-10 **Birthdate:** August 29, 1978

| YEAR | G-GS | MIN | FG | FGA | PCT | FT | FTA | PCT | OR | DR | TOT | AST | PF | STL | TOBLK | PTS | AVG |
|------|------|-----|----|-----|------|----|-----|------|----|----|-----|-----|----|-----|-------|-----|-----|
| 2005 | 1-0 | 3 | 0 | 2 | .000 | 0 | 0 | .000 | 1 | 1 | 2 | 0 | 0 | 0 | 0 | 0 | 0.0 |

Three-point FG: 0-0 (.000)

**THORBURN, SHONA**

College: Utah '06
Acquired: 2006 WNBA Draft (1st round/7th overall)
Departed: Waived on May 14, 2007
No: 10 **Pos:** G
Ht: 5-9 **Birthdate:** August 7, 1982

| YEAR | G-GS | MIN | FG | FGA | PCT | FT | FTA | PCT | OR | DR | TOT | AST | PF | STL | TOBLK | PTS | AVG | |
|------|------|-----|----|-----|------|----|-----|------|----|----|-----|-----|----|-----|-------|-----|-----|-----|
| 2006 | 22-0 | 143 | 5 | 27 | .185 | 5 | 8 | .625 | 4 | 14 | 18 | 19 | 11 | 4 | 14 | 2 | 16 | 0.7 |

Three-point FG: 1-8 (.125)

**THORN, ERIN**

College: BYU '03
Acquired: Signed as free agent on February 13, 2012
Departed: Waived on January 11, 2013
No: 5 **Pos:** G
Ht: 5-10 **Birthdate:** May 19, 1981

| YEAR | G-GS | MIN | FG | FGA | PCT | FT | FTA | PCT | OR | DR | TOT | AST | PF | STL | TOBLK | PTS | AVG | |
|------|------|-----|----|-----|------|----|-----|-------|----|----|-----|-----|----|-----|-------|-----|-----|-----|
| 2012 | 26-0 | 195 | 17 | 47 | .362 | 6 | 6 | 1.000 | 5 | 19 | 24 | 24 | 3 | 4 | 13 | 0 | 52 | 2.0 |

Three-point FG: 12-34 (.353)

**VAN GORP, MICHELE**

College: Duke '99
Acquired: Via trade from Portland on February 20, 2001
Departed: Contract expired
No: 31 **Pos:** C
Ht: 6-6 **Birthdate:** May 10, 1977

| YEAR | G-GS | MIN | FG | FGA | PCT | FT | FTA | PCT | OR | DR | TOT | AST | PF | STL | TOBLK | PTS | AVG | |
|---------------|--------------|-------------|------------|------------|-------------|-----------|------------|-------------|-----------|------------|------------|-----------|------------|-----------|------------|-----------|------------|------------|
| 2001 | 22-8 | 243 | 15 | 40 | .375 | 11 | 20 | .550 | 15 | 19 | 34 | 12 | 36 | 3 | 18 | 6 | 41 | 1.9 |
| 2002 | 22-13 | 352 | 41 | 90 | .456 | 16 | 22 | .727 | 29 | 35 | 64 | 14 | 53 | 6 | 20 | 11 | 100 | 4.5 |
| 2003 | 31-1 | 528 | 70 | 162 | .432 | 35 | 52 | .673 | 32 | 75 | 107 | 17 | 87 | 10 | 56 | 20 | 175 | 5.6 |
| 2004 | 8-0 | 66 | 9 | 19 | .474 | 4 | 8 | .500 | 6 | 7 | 13 | 1 | 8 | 0 | 7 | 1 | 22 | 2.8 |
| Totals | 83-22 | 1189 | 135 | 311 | .434 | 66 | 102 | .647 | 82 | 136 | 218 | 44 | 184 | 19 | 101 | 38 | 338 | 4.1 |

Three-point FG: 2001: 0-1 (.000); 2002: 2-7 (.286); 2003: 0-1 (.000); 2004: 0-1 (.000); **Totals:** 2-10 (.200)

**WHITE, TAN**

College: Mississippi State '05
Acquired: Signed as free agent on April 16, 2014
Departed: Contract expired
No: 5 **Pos:** G
Ht: 5-7 **Birthdate:** September 27, 1982

| YEAR | G-GS | MIN | FG | FGA | PCT | FT | FTA | PCT | OR | DR | TOT | AST | PF | STL | TOBLK | PTS | AVG | |
|------|------|-----|----|-----|------|----|-----|------|----|----|-----|-----|----|-----|-------|-----|-----|-----|
| 2014 | 34-1 | 604 | 64 | 160 | .400 | 17 | 23 | .739 | 11 | 51 | 62 | 38 | 68 | 30 | 31 | 5 | 167 | 4.9 |

Three-point FG: 22-66 (.333)

**WHITING-RAYMOND, VAL**

College: Stanford '93
Acquired: Via trade from Detroit on April 20, 2001
Departed: Waived on June 25, 2002
No: 52 **Pos:** F
Ht: 6-2 **Birthdate:** April 9, 1972

| YEAR | G-GS | MIN | FG | FGA | PCT | FT | FTA | PCT | OR | DR | TOT | AST | PF | STL | TOBLK | PTS | AVG | |
|---------------|--------------|------------|-----------|------------|-------------|-----------|-----------|-------------|-----------|-----------|-----------|-----------|-----------|-----------|-----------|-----------|------------|------------|
| 2001 | 26-15 | 462 | 24 | 90 | .267 | 40 | 54 | .741 | 25 | 58 | 83 | 16 | 62 | 15 | 34 | 14 | 88 | 3.4 |
| 2002 | 6-3 | 52 | 4 | 13 | .308 | 5 | 12 | .417 | 3 | 6 | 9 | 5 | 10 | 2 | 4 | 2 | 13 | 2.2 |
| Totals | 32-18 | 514 | 28 | 103 | .272 | 45 | 66 | .682 | 28 | 64 | 92 | 21 | 72 | 17 | 38 | 16 | 101 | 3.2 |

Three-point FG: 2001: 0-1 (.000); 2002: 0-0 (.000); **Totals:** 0-1 (.000)

**WIGGINS, CANDICE**

College: Stanford '08
Acquired: 2008 WNBA Draft (1st round/3rd overall)
Departed: Traded to Tulsa on March 1, 2013
No: 11 **Pos:** G
Ht: 5-11 **Birthdate:** February 14, 1987

| YEAR | G-GS | MIN | FG | FGA | PCT | FT | FTA | PCT | OR | DR | TOT | AST | PF | STL | TOBLK | PTS | AVG | |
|---------------|---------------|-------------|------------|-------------|-------------|------------|------------|-------------|-----------|------------|------------|------------|------------|------------|------------|-----------|-------------|-------------|
| 2008 | 30-1 | 824 | 137 | 340 | .403 | 161 | 197 | .817 | 39 | 58 | 97 | 90 | 113 | 54 | 57 | 7 | 472 | 15.7 |
| 2009 | 34-34 | 1017 | 135 | 360 | .375 | 134 | 150 | .893 | 30 | 70 | 100 | 88 | 99 | 41 | 81 | 7 | 446 | 13.1 |
| 2010 | 8-7 | 238 | 30 | 74 | .405 | 29 | 30 | .967 | 7 | 15 | 22 | 17 | 21 | 14 | 19 | 0 | 110 | 13.8 |
| 2011 | 34-0 | 582 | 68 | 176 | .386 | 15 | 24 | .625 | 6 | 57 | 63 | 50 | 59 | 18 | 30 | 7 | 200 | 5.9 |
| 2012 | 34-1 | 741 | 71 | 197 | .360 | 32 | 37 | .865 | 11 | 62 | 73 | 67 | 67 | 24 | 61 | 4 | 232 | 6.8 |
| Totals | 140-43 | 3402 | 441 | 1147 | .386 | 371 | 438 | .865 | 93 | 262 | 355 | 312 | 359 | 151 | 248 | 25 | 1460 | 10.4 |

Three-point FG: 2008: 37-121 (.306); 2009: 42-131 (.321); 2010: 21-46 (.457); 2011: 49-124 (.395); 2012: 58-146 (.397); **Totals:** 207-568 (.364)

**WILLIAMS, ADRIAN**

College: USC '99
Acquired: Signed as free agent on February 1, 2006
Departed: Traded to Sacramento on February 14, 2007
No: 34 **Pos:** F
Ht: 6-4 **Birthdate:** February 15, 1977

| YEAR | G-GS | MIN | FG | FGA | PCT | FT | FTA | PCT | OR | DR | TOT | AST | PF | STL | TOBLK | PTS | AVG | |
|------|------|-----|----|-----|------|----|-----|------|----|-----|-----|-----|----|-----|-------|-----|-----|-----|
| 2006 | 32-0 | 488 | 60 | 134 | .448 | 37 | 69 | .536 | 40 | 109 | 149 | 8 | 60 | 25 | 19 | 8 | 157 | 4.9 |

Three-point FG: 2006: 0-1 (.000)

**WOJTA, JULIE****College:** Wisconsin-Green Bay '12**Acquired:** Signed as free agent on July 9, 2012**Departed:** Contract expired**No:** 2**Pos:** F**Ht:** 6-0**Birthdate:** April 9, 1989

| YEAR | G-GS | MIN | FG | FGA | PCT | FT | FTA | PCT | OR | DR | TOT | AST | PF | STL | TOBLK | PTS | AVG |
|------|------|-----|----|-----|------|----|-----|------|----|----|-----|-----|----|-----|-------|-----|-----|
| 2012 | 1-0 | 4 | 0 | 2 | .000 | 0 | 0 | .000 | 1 | 1 | 2 | 0 | 2 | 0 | 1 | 0 | 0.0 |

Three-point FG: 2012: 0-1 (.000)**WRIGHT, MONICA****College:** Virginia '10**Acquired:** 2010 WNBA Draft (1st round/2nd overall)**Departed:** Traded to Seattle on July 20, 2015**No:** 22**Pos:** G**Ht:** 5-10**Birthdate:** July 15, 1988

| YEAR | G-GS | MIN | FG | FGA | PCT | FT | FTA | PCT | OR | DR | TOT | AST | PF | STL | TOBLK | PTS | AVG | |
|---------------|---------------|-------------|------------|-------------|-------------|------------|------------|-------------|-----------|------------|------------|------------|------------|------------|------------|-----------|-------------|------------|
| 2010 | 34-24 | 866 | 139 | 376 | .370 | 68 | 83 | .819 | 29 | 68 | 97 | 50 | 101 | 34 | 67 | 7 | 378 | 11.1 |
| 2011 | 29-0 | 393 | 53 | 140 | .379 | 36 | 48 | .750 | 6 | 41 | 47 | 31 | 46 | 23 | 28 | 5 | 149 | 5.1 |
| 2012 | 34-7 | 660 | 103 | 225 | .458 | 71 | 96 | .740 | 18 | 64 | 82 | 66 | 69 | 35 | 65 | 6 | 293 | 8.6 |
| 2013 | 33-3 | 743 | 110 | 257 | .428 | 68 | 86 | .791 | 20 | 76 | 96 | 76 | 90 | 34 | 58 | 6 | 298 | 9.0 |
| 2014 | 24-9 | 441 | 52 | 124 | .419 | 31 | 42 | .738 | 6 | 46 | 52 | 50 | 51 | 17 | 36 | 8 | 140 | 5.8 |
| 2015 | 7-0 | 80 | 4 | 20 | .200 | 6 | 7 | .857 | 1 | 5 | 6 | 8 | 7 | 2 | 7 | 1 | 15 | 2.1 |
| Totals | 161-43 | 3183 | 461 | 1142 | .404 | 280 | 362 | .773 | 80 | 300 | 380 | 281 | 364 | 145 | 261 | 33 | 1273 | 7.9 |

Three-point FG: 2010: 32-94 (.340); 2011: 7-27 (.259); 2012: 16-44 (.364); 2013: 10-39 (.256); 2014: 5-18 (.278); 2015: 1-6 (.167); **Totals:** 71-228 (.311)**ZOLL, SHARNEE****College:** Virginia '08**Acquired:** Claimed off waivers from Los Angeles on May 18, 2008**Departed:** Waived on June 26, 2008**No:** 5**Pos:** G**Ht:** 5-7**Birthdate:** July 11, 1986

| YEAR | G-GS | MIN | FG | FGA | PCT | FT | FTA | PCT | OR | DR | TOT | AST | PF | STL | TOBLK | PTS | AVG | |
|------|------|-----|----|-----|------|----|-----|------|----|----|-----|-----|----|-----|-------|-----|-----|-----|
| 2008 | 6-0 | 30 | 2 | 8 | .250 | 5 | 6 | .833 | 1 | 2 | 3 | 3 | 2 | 1 | 3 | 0 | 10 | 1.7 |

Three-point FG: 1-3 (.333)



LYNX DRAFT HISTORY

1999 WNBA DRAFT

| Player | Pos. | Ht. | Draft Selection | College/Team |
|--------------------|------|------|-------------------------|----------------|
| Tonya Edwards | G | 5-10 | 1st Round, 7th Overall | Columbus (ABL) |
| Trisha Fallon | F | 6-3 | 2nd Round, 19th Overall | Australia |
| Andrea Lloyd Curry | C | 6-2 | 3rd Round, 31st Overall | Columbus (ABL) |
| Sonja Tate | G | 5-8 | 4th Round, 43rd Overall | Columbus (ABL) |
| Angie Potthoff | F | 6-2 | 4th Round, 49th Overall | Columbus (ABL) |

2000 WNBA DRAFT

| Player | Pos. | Ht. | Draft Selection | College/Team |
|------------------|------|------|-------------------------|----------------|
| Grace Daley | G | 5-6 | 1st Round, 5th Overall | Tulane |
| Betty Lennox | G | 5-8 | 1st Round, 6th Overall | Louisiana Tech |
| Maylana Martin | F | 6-3 | 1st Round, 10th Overall | UCLA |
| Marla Brumfield | G | 5-9 | 2nd Round, 22nd Overall | Rice |
| Keitha Dickerson | F | 5-10 | 2nd Round, 24th Overall | Texas Tech |
| Phylesha Whaley | F | 5-10 | 3rd Round, 38th Overall | Oklahoma |
| Jana Lichnerova | C | 6-3 | 4th Round, 54th Overall | St. Joseph's |
| Shanele Stires | F | 5-11 | 4th Round, 56th Overall | Columbus (ABL) |

2001 WNBA DRAFT

| Player | Pos. | Ht. | Draft Selection | College/Team |
|---------------------|------|------|-------------------------|----------------------|
| Svetlana Abrosimova | F | 6-2 | 1st Round, 7th Overall | Connecticut |
| Erin Buescher | F | 6-2 | 2nd Round, 23rd Overall | The Master's College |
| Janell Burse | C | 6-5 | 2nd Round, 28th Overall | Tulane |
| Tombi Bell | G | 5-5 | 3rd Round, 39th Overall | Florida |
| Megan Taylor | G | 5-10 | 4th Round, 55th Overall | Iowa State |

2002 WNBA DRAFT

| Player | Pos. | Ht. | Draft Selection | College/Team |
|-----------------|------|-----|-------------------------|--------------|
| Tamika Williams | F | 6-2 | 1st Round, 6th Overall | Connecticut |
| Lindsey Meder | G | 5-8 | 3rd Round, 38th Overall | Iowa |
| Sharron Francis | G | 5-8 | 4th Round, 54th Overall | Old Dominion |

2003 WNBA DRAFT

| Player | Pos. | Ht. | Draft Selection | College/Team |
|----------------|------|------|-------------------------|--------------|
| Teresa Edwards | G | 5-11 | 2nd Round, 14th Overall | Georgia |
| Jordan Adams | C | 6-3 | 2nd Round, 18th Overall | New Mexico |
| Carla Bennett | C | 6-3 | 3rd Round, 29th Overall | Drake |

2004 WNBA DRAFT

| Player | Pos. | Ht. | Draft Selection | College/Team |
|----------------|------|------|-------------------------|----------------|
| Nicole Ohlde | F | 6-5 | 1st Round, 6th Overall | Kansas State |
| Vanessa Hayden | C | 6-4 | 1st Round, 7th Overall | Florida |
| Tasha Butts | F | 5-11 | 2nd Round, 20th Overall | Tennessee |
| Amber Jacobs | G | 5-8 | 3rd Round, 33rd Overall | Boston College |
| Kate Bulger | G | 5-11 | 3rd Round, 38th Overall | West Virginia |

2005 WNBA DRAFT

| Player | Pos. | Ht. | Draft Selection | College/Team |
|---------------------|------|-----|-------------------------|------------------|
| Kristen Mann | F | 6-2 | 1st Round, 11th Overall | UC Santa Barbara |
| Jacqueline Batteast | F | 6-2 | 2nd Round, 17th Overall | Notre Dame |
| Monique Bivins | G | 5-9 | 3rd Round, 37th Overall | Alabama |

2006 WNBA DRAFT

| Player | Pos. | Ht. | Draft Selection | College/Team |
|------------------|------|------|-------------------------|-----------------|
| Seimone Augustus | G | 6-1 | 1st Round, 1st Overall | Louisiana State |
| Shona Thorburn | G | 5-10 | 1st Round, 7th Overall | Utah |
| Megan Duffy | G | 5-7 | 3rd Round, 31st Overall | Notre Dame |

2007 WNBA DRAFT

| Player | Pos. | Ht. | Draft Selection | College/Team |
|--------------|------|------|-------------------------|----------------|
| Noelle Quinn | G | 6-0 | 1st Round, 4th Overall | UCLA |
| Shay Murphy | G | 5-11 | 2nd Round, 15th Overall | USC |
| Brooke Smith | C | 6-3 | 2nd Round, 23rd Overall | Stanford |
| Kathrin Res | F | 6-4 | 2nd Round, 24th Overall | Boston College |

2008 WNBA DRAFT

| Player | Pos. | Ht. | Draft Selection | College/Team |
|-----------------|------|------|-------------------------|--------------|
| Candice Wiggins | G | 5-11 | 1st Round, 3rd Overall | Stanford |
| Nicky Anosike | C | 6-4 | 2nd Round, 16th Overall | Tennessee |
| Charde Houston | F | 6-1 | 3rd Round, 30th Overall | Connecticut |

2009 WNBA DRAFT

| Player | Pos. | Ht. | Draft Selection | College/Team |
|------------------------|------|-----|-------------------------|-----------------------|
| Renee Montgomery | G | 5-7 | 1st Round, 4th Overall | Connecticut |
| Quanitra Hollingsworth | C | 6-5 | 1st Round, 9th Overall | Virginia Commonwealth |
| Rashanda McCants | F | 6-1 | 2nd Round, 15th Overall | North Carolina |
| Emily Fox | G | 5-9 | 3rd Round, 30th Overall | Minnesota |

2010 WNBA DRAFT

| Player | Pos. | Ht. | Draft Selection | College/Team |
|--------------------|------|------|-------------------------|--------------|
| Monica Wright | G | 5-11 | 1st Round, 2nd Overall | Virginia |
| Kelsey Griffin | F | 6-2 | 1st Round, 3rd Overall | Nebraska |
| Gabriela Marginean | F | 6-1 | 3rd Round, 26th Overall | Drexel |

2011 WNBA DRAFT

| Player | Pos. | Ht. | Draft Selection | College/Team |
|-------------------|------|------|-------------------------|----------------|
| Maya Moore | F | 6-0 | 1st Round, 1st Overall | Virginia |
| Amber Harris | F | 6-5 | 1st Round, 4th Overall | Nebraska |
| Jessica Breland | F | 6-4 | 2nd Round, 13th Overall | North Carolina |
| Felicia Chester | F | 6-3 | 2nd Round, 14th Overall | DePaul |
| Kachine Alexander | G | 5-11 | 3rd Round, 26th Overall | Iowa |



LYNX DRAFT HISTORY

2012 WNBA DRAFT

| Player | Pos. | Ht. | Draft Selection | College/Team |
|------------------|------|-----|-------------------------|---------------------|
| Devereaux Peters | F | 6-2 | 1st Round, 3rd Overall | Notre Dame |
| Damiris Dantas | C | 6-4 | 1st Round, 12th Overall | Brazil |
| Julie Wojta | F | 6-0 | 2nd Round, 18th Overall | Wisconsin-Green Bay |
| Kayla Standish | F | 6-2 | 2nd Round, 19th Overall | Gonzaga |
| Nika Baric | G | 5-7 | 2nd Round, 20th Overall | Slovenia |
| Jacki Gemelos | G | 6-0 | 3rd Round, 31st Overall | USC |

2013 WNBA DRAFT

| Player | Pos. | Ht. | Draft Selection | College/Team |
|----------------|------|------|-------------------------|----------------|
| Lindsey Moore | G | 5-9 | 1st Round, 12th Overall | Nebraska |
| Sugar Rodgers | G | 5-9 | 2nd Round, 14th Overall | Georgetown |
| Chucky Jeffery | G | 5-10 | 2nd Round, 24th Overall | Colorado |
| Waltiea Rolle | C | 6-6 | 3rd Round, 36th Overall | North Carolina |

2014 WNBA DRAFT

| Player | Pos. | Ht. | Draft Selection | College/Team |
|------------------|------|-----|-------------------------|---------------|
| Tricia Liston | F | 6-1 | 1st Round, 12th Overall | Duke |
| Asya Bussie | C | 6-4 | 2nd Round, 15th Overall | West Virginia |
| Christina Foggie | G | 5-9 | 2nd Round, 24th Overall | Vanderbilt |
| Asia Taylor | F | 6-1 | 3rd Round, 36th Overall | Louisville |

2015 WNBA DRAFT

| Player | Pos. | Ht. | Draft Selection | College/Team |
|---------------|------|-----|-------------------------|--------------|
| Reshanda Gray | F | 6-3 | 2nd Round, 16th Overall | California |
| Shae Kelley | F | 6-1 | 3rd Round, 35th Overall | Minnesota |

2016 WNBA DRAFT

| Player | Pos. | Ht. | Draft Selection | College/Team |
|-----------------|------|-----|-------------------------|---------------|
| Jazmon Gwathmey | G | 6-2 | 2nd Round, 14th Overall | James Madison |
| Bashaara Graves | F | 6-2 | 2nd Round, 22nd Overall | Tennessee |
| Temí Fagbenle | F | 6-2 | 3rd Round, 35th Overall | USC |

2017 WNBA DRAFT

| Player | Pos. | Ht. | Draft Selection | College/Team |
|---------------|------|-----|-------------------------|--------------|
| Alexis Jones | G | 5-8 | 1st Round, 12th Overall | Baylor |
| Lisa Berkani | G | 5-9 | 2nd Round, 24th Overall | France |
| Tahlia Tupaea | G | 5-9 | 3rd Round, 36th Overall | Australia |



ALL-TIME COLLEGE ROSTER

Alabama

Navonda Moore

Arizona

Adia Barnes

Arkansas State

Sonja Tate

Baylor

Alexis Jones

Boston College (2)

Amber Jacobs

Kathrin Ress

BYU

Erin Thorn

California

Reshanda Gray

Connecticut (7)

Svetlana Abrosimova

Kalana Greene

Charde Houston

Asjha Jones

Renee Montgomery

Maya Moore

Tamika (Williams) Raymond

Drexel

Gabriela Marginean

Duke (4)

Lindsey Harding

Tricia Liston

Georgia Schweitzer

Michele Van Gorp

Florida

Vanessa Hayden

Florida State

Roneeka Hodges

Natasha Howard

George Washington (2)

Jessica Adair

Anna Montañana

Georgetown (2)

Rebekkah Brunson

Sugar Rodgers

Georgia (5)

Kiesha Brown

Teresa Edwards

Tasha Humphrey

Kelly Miller

Christi Thomas

Houston

Chandi Jones

Iowa

Crystal Smith

Kansas (2)

Angela Aycok

Lynn Pride

Kansas State (2)

Nicole Ohlde

Shanele Stires

Kentucky

Jennifer O'Neill

Louisiana State (2)

Seimone Augustus

Sylvia Fowles

Louisiana Tech

Bety Lennox

Louisville

Asia Taylor

The Master's College

Erin Buescher

Michigan

Stacey Thomas

Michigan State

Kristen Rasmussen

Minnesota (3)

Shae Kelley

Janel McCarville

Lindsay Whalen

Mississippi State (2)

LaToya Thomas

Tan White

Missouri

Amanda Lassiter

Nebraska (2)

Anna DeForge

Lindsey Moore

New Mexico

Jordan Adams

North Carolina (2)

Rashanda McCants

LaToya Pringle

North Carolina State (2)

Tynesha Lewis

Tiffany Stansbury

Notre Dame (3)

Jacqueline Batteast

Megan Duffy

Devereaux Peters

Ohio State

Katie Smith

Old Dominion

Hamchétou Maiga-Ba

Penn State (2)

Helen Darling

Angie Potthoff

Purdue

Stacey Lovelace

Rice

Marla Brumfield

South Carolina

Shaunzinski Gortman

Southern California

Temi Fagbenle

Southern Mississippi

Brandy Reed

St. Edward's

Taj McWilliams-Franklin

St. John's

Nadirah McKenith

Stanford (6)

Kristin Folk

Susan King Borchardt

Kate Paye

Charmin Smith

Val Whiting-Raymond

Candice Wiggins

Tennessee (4)

Nicky Anosike

Tasha Butts

Tonya Edwards

Alexis Hornbuckle

Texas

Andrea Lloyd Curry

Texas Tech

Keitha Dickerson

Jia Perkins

Plenette Pierson

Tulane (3)

Janell Burse

Grace Daley

Gwen Slaughter

UCLA (2)

Maylana Martin

Noelle Quinn

UC Santa Barbara

Kristen Mann

USC (2)

Shay Murphy

Adrian Williams

Utah

Shona Thorburn

Vanderbilt

Sheri Sam

Virginia

Monica Wright

Sharneé Zoll

Virginia Commonwealth

Quanitra Hollingsworth

Wisconsin

Tamara Moore

Wisconsin-Green Bay

Julie Wojta

Xavier

Amber Harris

*

Australia (4)

Trisha Fallon

Kristi Harrower

Rachel Jarry

Annie La Fleur

Brazil

Damiris Dantas

Spain (2)

Anna Cruz

Núria Martínez



ALL-TIME NUMBERS

0

Jennifer O'Neill

00

Lindsey Moore

1

Tasha Butts
 Tynesha Lewis
 Kathrin Ress
 Jessica Adair
 Shae Kelley

2

Susan King Borchardt
 Kelly Miller
 Julie Wojta

3

Brandy Reed
 Shanele Stires
 Nicole Ohlde
 Nadirah McKeith
 Kalana Greene

4

Grace Daley
 Teresa Edwards
 Christi Thomas
 Janel McCarville

5

Andrea Lloyd Curry
 Stacey Lovelace
 Megan Duffy
 Sharneé Zoll
 Roneeka Hodges
 Erin Thorn
 Tan White

6

Amber Harris (also 11)

7

Kate Paye (also 14)

8

Kristi Harrower
 Kiesha Brown

Rashanda McCants
 Taj McWilliams-Franklin

9

Trisha Fallon
 Stacey Thomas
 Quanitra Hollingsworth
 Shao Ting

10

Sonja Tate (also 19)
 Shona Thorburn
 Lindsey Harding

11

Erin Buescher
 Núria Martínez (also 20)
 Candice Wiggins
 Amber Harris (also 6)

12

Angela Aycock
 Helen Darling
 Anna Montañana
 Rachel Jarry
 Alexis Jones

13

Tonya Edwards
 Maylana Martin
 Chandi Jones
 Lindsay Whalen

14

Katie Smith (also 30)
 Kate Paye (also 7)
 Shay Murphy
 Alexis Hornbuckle
 Devereaux Peters
 Temi Fagbenle

15

Crystal Smith
 LaToya Pringle
 Sugar Rodgers
 Asjha Jones

19

Sonja Tate (also 10)

20

Tamika (Williams) Raymond
 Charde Houston (also 24)
 Renee Montgomery (also 21 & 24)
 Núria Martínez (also 11)
 Tricia Liston

21

Charmin Smith
 Tamara Moore
 Jacqueline Batteast
 Nicky Anosike
 Reshanda Gray
 Renee Montgomery (also 20 & 24)

22

Betty Lennox
 Monica Wright
 Plenette Pierson

23

Georgia Schweitzer
 Amber Jacobs
 Maya Moore

24

Kristin Folk
 Amanda Lassiter
 Charde Houston (also 20)
 Renee Montgomery (also 20 & 21)

25

Marla Brumfield
 Svetlana Abrosimova

30

Katie Smith (also 14)
 Anna DeForge

31

Michele Van Gorp
 Asia Taylor

32

Adia Barnes
 Shaunzinski Gortman
 LaToya Thomas
 Rebekkah Brunson

33

Janell Burse
 Seimone Augustus

34

Lynn Pride
 Adrian Williams
 Navonda Moore
 Tasha Humphrey
 Damiris Dantas
 Sylvia Fowles

35

Annie La Fleur

40

Keitha Dickerson
 Jordan Adams

42

Tiffany Stansbury

44

Angie Potthoff
 Kristen Mann
 Gabriela Marginean

45

Gwen Slaughter
 Noelle Quinn

51

Anna Cruz

52

Val Whiting-Raymond
 Kristen Rasmussen

55

Sheri Sam
 Vanessa Hayden

99

Hamchétoú Maïga-Ba



ALL-TIME TRANSACTIONS

The following significant transactions occurred on these dates in the history of the Minnesota Lynx

1998

SEPTEMBER 15

The WNBA allocated the first player to the Minnesota entry: Stanford forward Kristin Folk.

NOVEMBER 17

Hired Brian Agler as head coach and general manager.

DECEMBER 3

Hired Kelly Kramer and Heidi VanDerveer as assistant coaches.

1999

APRIL 6

Selected four players in the 1999 WNBA Expansion Draft: Forward Brandy Reed (Phoenix Mercury), guard Kim Williams (Utah Starzz), forward Octavia Blue (Los Angeles Sparks) and forward Adia Barnes (Sacramento Monarchs).

MAY 3

The WNBA allocated forward Katie Smith to Minnesota.

MAY 4

Selected five players in the 1999 WNBA Draft: Columbus Quest guard Tonya Edwards (first round, seventh overall), WNBL forward Trisha Fallon (second round, 19th overall), Columbus Quest forward Andrea Lloyd Curry (third round, 31st overall), Columbus Quest guard Sonja Tate (fourth round, 43rd overall) and Columbus Quest forward Angie Potthoff (fourth round, 49th overall).

MAY 14

The WNBA allocated guard Jamie Redd, forward Carol Ann Shudlick, forward Charmin Smith, guard Ito Umoh and forward DeMya Walker to Minnesota.

MAY 17

Waived guard Jamie Redd and forward Carol Ann Shudlick.

MAY 19

Waived guard Ito Umoh and forward DeMya Walker.

MAY 21

Waived forward Octavia Blue.

MAY 26

The WNBA allocated guard Annie LaFleur to Minnesota.

JUNE 1

The WNBA allocated guard Shelley Sandie to Minnesota.

JUNE 8

Waived guard Kim Williams.

JUNE 9

Waived guard Shelley Sandie.

OCTOBER 27

Traded forward Adia Barnes, guard Tonya Edwards and forward Trisha Fallon to the Phoenix Mercury for center Marlies Askamp, forward Angela Aycock and guard Kristi Harrower.

DECEMBER 15

Seattle selected two Lynx players in the 2000 WNBA Expansion Draft: forward Angela Aycock (third round, 10th overall) and forward Charmin Smith (sixth round, 23rd overall).

2000

FEBRUARY 18

Traded forward Brandy Reed to the Phoenix Mercury for a first-round draft pick (fifth overall) in the 2000 WNBA Draft.

APRIL 14

Traded center Marlies Askamp to the Miami Sol for a first-round pick (10th overall), a second-round pick (24th overall) and a fourth-round pick (56th overall) in the 2000 WNBA Draft.

APRIL 25

Selected eight players in the 2000 WNBA Draft: Tulane guard Grace Daley (first round, fifth overall), Louisiana Tech guard Betty Lennox (first round, sixth overall), UCLA forward Maylana Martin (first round, 10th overall), Rice guard Marla Brumfield (second round, 22nd overall), Texas Tech forward Keitha Dickerson (second round, 24th overall), Oklahoma forward Phylesha Whaley (third round, 38th overall), St. Joseph's center Jana Lichnerova (fourth round, 54th overall) and Columbus Quest forward Shanelle Stires (fourth round, 56th overall).

MAY 3

The WNBA allocated center Marta DeSouza Sobral, forward Dale Hodges, forward Elena Paparazzo, guard Kate Paye and guard Kim Smallwood to Minnesota.

MAY 8

Waived forward Dale Hodges and center Jana Lichnerova.

MAY 11

Waived center Marta DeSouza Sobral, forward Elena Paparazzo, guard Kim Smallwood and forward Phylesha Whaley.

MAY 28

Placed forward Angie Potthoff (plantar fasciitis, right foot) on the Injured List.

JULY 1

Placed forward Andrea Lloyd Curry (torn ACL, left knee) on the Injured List; activated forward Angie Potthoff from the Injured List.

JULY 5

Placed guard Sonja Tate (osteoarthritis, right knee) on the Injured List; signed forward Angela Aycock to a seven-day contract.

JULY 19

Signed forward Angela Aycock for the remainder of the season.

SEPTEMBER 18

Traded guard Grace Daley to the New York Liberty for a first-round pick (12th overall) in the 2001 WNBA Draft.

2001

FEBRUARY 20

Traded forward Kristin Folk and a first-round draft pick (12th overall) in the 2001 WNBA Draft to the Portland Fire for forward Lynn Pride and center Michele Van Gorp.

APRIL 17

Traded guard Annie Burgess (formerly LaFleur) to the Washington Mystics for a second-round draft pick (28th overall) in the 2001 WNBA Draft.

APRIL 20

Selected five players in the 2001 WNBA Draft: Connecticut forward Svetlana Abrosimova (first round, seventh overall), The Master's College guard Erin Buescher (second round, 23rd overall), Tulane center Janell Burse (second round, 28th overall), Florida guard Tombi Bell (third round, 39th overall) and Iowa State guard Megan Taylor (fourth round, 55th overall); traded guard Marla Brumfield to the Miami Sol for the draft rights to guard Georgia Schweitzer (second round, 21st overall); acquired forward Val Whiting-Raymond from the Detroit Shock for a second-round pick (22nd overall) in the 2002 WNBA Draft.

APRIL 25

Waived forward Angela Aycock.

APRIL 30

The WNBA allocated forward Jo Hill to Minnesota.

MAY 7

Waived guard Tombi Bell and forward Angie Potthoff.

MAY 18

Placed guard Sonja Tate on the Suspended List.

MAY 24

Waived forward Keitha Dickerson.

MAY 25

Waived guard Megan Taylor.

MAY 27

Waived forward Andrea Lloyd Curry and guard Sonja Tate; placed forward Jo Hill on the Suspended List; placed forward Svetlana Abrosimova (tarsal dislocation of the second metatarsal, left foot) and Shanelle Stires (lower back strain) on the Injured List.

JUNE 13

Placed guard Kristi Harrower (torn ACL and sprained MCL, left knee) on the Injured List; activated forward Shanelle Stires from the Injured List; waived forward Jo Hill.

JUNE 21

Placed guard Betty Lennox (strained left hip capsule) on the Injured List; activated forward Svetlana Abrosimova from the Injured List.

AUGUST 4

Placed forward Val Whiting-Raymond (sprained right ankle)

on the Injured List; activated guard Betty Lennox from the Injured List.

AUGUST 12

Placed forward Shanelle Stires (plantar fasciitis, right foot) on the Injured List; activated forward Val Whiting-Raymond.

2002

APRIL 19

Selected three players in the 2002 WNBA Draft: Connecticut forward Tamika Williams (first round, six overall), Iowa guard Lindsey Meder (third round, 38th overall) and Old Dominion guard Shárron Francis (fourth round, 54th overall); traded forward Erin Buescher and forward Maylana Martin to the Charlotte Sting for the draft rights to guard Shaunzinski Gortman (first round, ninth overall).

APRIL 25

The WNBA allocated the following players to Minnesota: forward ShaRae Mansfield; forward Lauri McIntosh, center Chana Perry and guard Sonja Tate.

MAY 7

Waived guard Shárron Francis, forward ShaRae Mansfield and forward Lauri McIntosh.

MAY 11

The WNBA allocated forward Angelina Wolvert to Minnesota.

MAY 12

Waived guard Kate Paye.

MAY 24

Waived forward Angelina Wolvert; placed guard Kristi Harrower (left knee surgery) and guard Lindsey Meder (torn ACL, right knee) on the Injured List; placed center Chana Perry on the Priority Assignment List; placed guard Sonja Tate on the Suspended List.

JUNE 4

Placed center Michele Van Gorp (tendinitis, left ankle) on the Injured List; activated guard Kristi Harrower from the Injured List.

JUNE 11

Acquired guard Tamara Moore from the Miami Sol in exchange for guard Betty Lennox.

JUNE 13

Acquired the Miami Sol's second-round selection in the 2003 WNBA Draft in exchange for a 2003 first-round draft pick, completing the Tamara Moore-Betty Lennox trade from June 11.

JUNE 21

Placed forward Val Whiting-Raymond (lower back spasms) on the Injured List; activated center Michele Van Gorp from the Injured List.

JUNE 25

Waived forward Val Whiting-Raymond.



ALL-TIME TRANSACTIONS

JULY 16

Relieved Brian Agler of his duties as head coach, while retaining him as general manager; promoted assistant coach Heidi VanDerveer to head coach for the remainder of the 2002 WNBA season.

2003

JANUARY 21

Named Suzie McConnell Serio head coach.

FEBRUARY 21

Named Nancy Darsch assistant coach.

APRIL 24

Selected forward Sheri Sam (Miami Sol) in the 2003 WNBA Dispersal Draft.

APRIL 25

Selected three players in the 2003 WNBA Draft: Georgia guard Teresa Edwards (second round, 14th overall), New Mexico center Jordan Adams (second round, 18th overall) and Drake center Carla Bennett (third round, 29th overall); hired Carolyn Jenkins as an assistant coach.

APRIL 30

E-signed forward Lynn Pride; signed 2003 WNBA Draft picks: center Jordan Adams and center Carla Bennett; signed free agent Sonia Chase; forward Shanele Stires announced her retirement from the WNBA.

MAY 1

Re-signed guard Katie Smith and guard Georgia Schweitzer; signed guard Teresa Edwards, a 2003 WNBA Draft pick; signed free agent forwards LaTonya Sims and forward Gwen Slaughter.

MAY 2

Signed free agent center Carolyn Moos.

MAY 4

Re-signed forward Svetlana Abrosimova.

MAY 5

Signed forward Sheri Sam.

MAY 7

Waived center Chana Perry (Suspended List), forward LaTonya Sims and guard Sonja Tate (Suspended List).

MAY 11

Re-signed center Janell Burse; waived center Carla Bennett and guard Lindsey Meder.

MAY 15

Re-signed center Michele Van Gorp; waived center Carolyn Moos.

MAY 16

Re-signed guard Kristi Harrower.

MAY 19

Acquired a third round draft choice in the 2004 WNBA Draft from the Detroit Shock in exchange for guard Tamara Moore.

MAY 20

Waived guard Sonia Chase and forward Gwen Slaughter.

MAY 21

Placed guard Georgia Schweitzer (meniscal contusion, right knee) on the Injured List.

JUNE 1

Placed forward Jordan Adams (strained lower back) on the Injured List; activated guard Georgia Schweitzer.

JULY 6

Waived forward Lynn Pride; activated forward Jordan Adams.

2004

JANUARY 6

Selected guard Helen Darling (Cleveland Rockers) in the 2004 WNBA Dispersal Draft.

APRIL 15

Traded center Janell Burse and forward Sheri Sam to the Seattle Storm for forward Amanda Lassiter and a first-round draft pick (sixth overall) in the 2004 WNBA Draft.

APRIL 16

Re-signed forward Tamika Williams.

APRIL 17

Selected five players in the 2004 WNBA Draft: Kansas State forward Nicole Ohlde (first round, sixth overall), Florida center Vanessa Hayden (first round, seventh overall), Tennessee guard Tasha Butts (second round, 20th overall), Boston College guard Amber Jacobs (third round, 33rd overall) and West Virginia guard Kate Bulger (third round, 38th overall).

APRIL 23

Signed 2004 WNBA Draft picks forward Nicole Ohlde, center Vanessa Hayden, guard Tasha Butts, guard Amber Jacobs and guard Kate Bulger; signed free-agent guard Chanel Wright-Green; guard Georgia Schweitzer announced her retirement from the WNBA.

APRIL 24

Re-signed center Michele Van Gorp.

APRIL 27

Re-signed guard Katie Smith; signed guard Helen Darling; signed free agent forward Gwen Slaughter.

MAY 6

Waived guard Chanel Wright-Green.

MAY 7

Signed free-agent forward Stacey Lovelace-Tolbert.

MAY 12

Waived forward Jordan Adams.

MAY 17

Waived guard Kate Bulger.

MAY 18

Waived guard Shaunzinski Gortman.

MAY 19

Claimed guard Nuria Martinez off waivers from Sacramento and placed her on the Injured List (strained hamstring); placed center Vanessa Hayden (fractured right ankle) on the Injured List; placed forward Svetlana Abrosimova on the Suspended List.

MAY 28

Placed forward Gwen Slaughter on the Injured List; activated center Vanessa Hayden.

JUNE 7

Waived forward Gwen Slaughter; placed center Michele Van Gorp (stress reaction, left foot) on the Injured List; activated forward Svetlana Abrosimova from the Suspended List.

JULY 16

Transferred guard Nuria Martinez from the Injured List to the Suspended List.

JULY 28

Placed guard Katie Smith (contusion to the lateral compartment of her right knee) on the Injured List; activated center Michele Van Gorp.

AUGUST 31

Placed center Michele Van Gorp (stress fracture, left foot) on the Injured List.

AUGUST 31

Signed free-agent forward Gwen Slaughter.

2005

MARCH 16

Signed free-agent center Petra Ujhelyi.

APRIL 1

Signed free-agent guard April McDivitt.

APRIL 4

Re-signed forward Svetlana Abrosimova.

APRIL 5

Signed free-agent guards Susan King Borchardt and Tamia Williams.

APRIL 6

Selected three players in the 2005 WNBA Draft: California-Santa Barbara forward Kristen Mann (first round, 11th overall), Notre Dame forward Jacqueline Batteast (second round, 17th overall) and Georgia guard Monique Bivins (third round, 37th overall).

APRIL 11

Re-signed guard Kristi Harrower.

APRIL 28

Waived guard Monique Bivins.

MAY 12

Re-signed forward Stacey Lovelace; waived guard Tamia Williams.

MAY 13

Waived guard April McDivitt.

MAY 15

Waived center Petra Ujhelyi.

MAY 19

Waived guard Tasha Butts.

MAY 20

Placed guards Susan King Borchardt (plantar fasciitis, left foot) and Nuria Martinez (torn plantar fascia, left foot) on the Injured List.

JUNE 11

Placed forward Jacqueline Batteast (hyperextended left knee) on the Injured List; activated guard Susan King Borchardt.

JUNE 22

Placed guard Susan King Borchardt (plantar fasciitis, left foot) on the Injured List; activated forward Jacqueline Batteast.

JULY 7

Waived guard Susan King Borchardt; placed forward Kristen Mann (anterior tibialis tendinitis, left foot) on the Injured List; activated guard Nuria Martinez.

JULY 8

Placed guard Nuria Martinez on the Suspended List.

JULY 11

Signed free-agent guard Tynesha Lewis to a seven-day contract.

JULY 17

Placed forward Jacqueline Batteast (hyperextended left knee) on the Injured List; activated forward Kristen Mann.

JULY 24

Signed guard Tynesha Lewis for the rest of the season.

JULY 30

Traded guard Katie Smith and a 2006 second-round pick to the Detroit Shock for guards Chandi Jones and Stacey Thomas and a 2006 first-round pick.

JULY 31

Placed guards Tynesha Lewis (plantar fasciitis, left foot) and Stacey Thomas (strained right hip flexor) on the Injured List; activated forward Jacqueline Batteast.

AUGUST 10

Placed forward Jacqueline Batteast (hyperextended left knee) on the Injured List; activated guard Tynesha Lewis.

2006

FEBRUARY 1

Signed free-agent forward Adrian Williams.

MARCH 2

Re-signed free-agent guard Tynesha Lewis matching an offer sheet tendered by Sacramento.



ALL-TIME TRANSACTIONS

MARCH 7

Re-signed free-agent forward Tamika Williams.

APRIL 5

Selected the following players in the 2006 WNBA Draft: Louisiana State guard Seimone Augustus (1st round, 1st overall), Utah guard Shona Thorburn (1st round, 7th overall) and Notre Dame guard Megan Duffy (3rd round, 31st overall).

APRIL 5

Acquired forward Ambrosia Anderson (2nd round, 17th overall) and a 2nd-round selection in the 2007 WNBA Draft from Detroit in exchange for forward Jacqueline Batteast and a 2007 3rd-round choice.

APRIL 7

Signed guard Shona Thorburn.

APRIL 14

Signed forward Ambrosia Anderson.

APRIL 17

Signed free-agent forward Brittany Davis.

APRIL 19

Signed guard Seimone Augustus.

APRIL 21

Named Susan Yow assistant coach.

APRIL 23

Signed guard Megan Duffy.

MAY 9

Waived forward Ambrosia Anderson.

MAY 18

Waived forward Brittany Davis and guard Jess Strom.

JULY 23

Announced the resignations of head coach Suzie McConnell Serio and assistant coach Susan Yow. Named Carolyn Jenkins interim head coach for the remainder of the season.

JULY 25

Named Jim Lewis assistant coach.

DECEMBER 23

Named Don Zierden head coach. Named Teresa Edwards, Carolyn Jenkins and Ed Prohofsky as assistant coaches.

2007

JANUARY 8

Select forward/center Tangelia Smith in the dispersal draft from the Charlotte Sting.

JANUARY 12

Guard Tynesha Lewis announces her retirement.

FEBRUARY 14

Acquired a second round pick (23rd overall) in the 2007 WNBA Draft in exchange for Forward Adrian Williams.

FEBRUARY 21

Re-signed forward Svetlana Abrosimova to a one-year contract.

MARCH 28

Signed free-agent center Katryna Gaither.

APRIL 4

Acquired Lindsey Harding, the first pick in the 2007 WNBA Draft, in exchange for forward/center Tangelia Smith.

APRIL 4

Selected four players in the 2007 WNBA Draft: UCLA guard Noelle Quinn (first-round, fourth overall), USC guard Eshaya Murphy (second-round, 15th overall), Stanford center Brooke Smith (second round, 23rd overall) and Boston College forward Kathrin Ress (second round, 24th overall).

APRIL 19

Signed free agent guard Navonda Moore to a contract.

APRIL 23

Signed guard Lindsey Harding.

APRIL 26

Waived guard Megan Duffy and forward Brooke Smith.

MAY 2

Signed free-agent guard Kiesha Brown.

MAY 14

Waived forward Katryna Gaither and guard Shona Thorburn.

MAY 18

Waived guard Chandi Jones.

MAY 25

Waived guard Kiesha Brown; signed free-agent forward Tiffany Stansbury.

AUGUST 6

Placed forward Kathrin Ress on the Suspended List.

AUGUST 7

Signed free-agent guard Megan Duffy.

2008

JANUARY 2

Named Julie Plank assistant coach.

FEBRUARY 6

Atlanta selected Kristen Mann in the 2008 Expansion Draft.

FEBRUARY 7

Named Jennifer Gillom assistant coach.

FEBRUARY 19

Signed free-agent guard Anna DeForge.

FEBRUARY 21

Re-signed guard Navonda Moore.

MARCH 3

Re-signed center Nicole Ohlde.

MARCH 7

Signed free-agent guard Caroline Williams.

MARCH 14

Acquired Kristen Rasmussen from Connecticut Sun in exchange for forward Tamika Raymond.

MARCH 14

Signed free-agent guard Ashley Awkward.

MARCH 24

Signed free-agent guards Megan Vogel and Monique Martin.

MARCH 26

Signed free-agent forward Tamara Bowie.

MARCH 28

Signed free-agent forward Chloe Kerr.

APRIL 9

Selected the following players in the 2008 WNBA Draft: Guard Candice Wiggins (1st-round, 3rd overall), center Nicky Anosike (2nd round, 16th overall) and forward Charde Houston (3rd round, 30th overall).

APRIL 16

Re-signed guard Navonda Moore.

APRIL 18

Re-signed free-agent center Vanessa Hayden-Johnson.

APRIL 20

Signed free-agent forward Alvine Mendeng, free-agent center Marita Payne and free-agent guard Brittney Vaughn.

APRIL 29

Waived guard Monique Martin.

MAY 2

Re-signed forward Tiffany Stansbury; claimed guard Crystal Smith off waivers from Houston; waived guard Ashley Awkward, center Marita Payne, guard Megan Vogel and guard Caroline Williams.

MAY 8

Waived center Chloë Kerr.

MAY 12

Waived guard Brittney Vaughn.

MAY 13

Waived forward Tamara Bowie.

MAY 15

Waived forwards Alvine Mendeng and Tiffany Stansbury.

MAY 16

Placed forward Kathrin Ress on the Suspended List.

MAY 18

Waived guard Crystal Smith; claimed guard Sharnee Zoll off waivers from Los Angeles.

JUNE 22

Acquired forward LaToya Thomas from Detroit in exchange for guard Eshaya Murphy.

JUNE 26

Waived guard Sharnee Zoll.

NOVEMBER 18

Named Jim Petersen assistant coach.

DECEMBER 8

Selected guard Roneeka Hodges (4th overall) in the WNBA Dispersal Draft.

2009

JANUARY 9

Waived forward Kristen Rasmussen.

JANUARY 30

Acquired Guard Kelly Miller and Forward LaToya Pringle from the Phoenix Mercury in exchange for Forward Nicole Ohlde; Traded Center Vanessa Hayden-Johnson to the Los Angeles Sparks in exchange for Forward/Center Christi Thomas; Acquired the number nine and 15th overall picks in the 2009 WNBA Draft from the Washington Mystics in exchange for Guard Lindsay Harding, the 20th overall pick in the 2009 WNBA Draft and a second-round pick in the 2010 WNBA Draft.

APRIL 9

Drafted the following players in the 2009 WNBA Draft: Guard Renee Montgomery (1st-round, 4th overall), center Quanitra Hollingsworth (1st-round, 9th overall), forward Rashanda McCants (2nd-round, 15th overall) and guard Emily Fox (3rd-round, 30th overall).

APRIL 22

Waived guard Navonda Moore.

MAY 5

In a three-way deal, traded Noelle Quinn to Los Angeles in exchange for New York's 2010 first round pick and Raffaella Masciadri from the Sparks.

MAY 6

Renounced the rights to Kristi Harrower.

MAY 7

Signed restricted free-agent Roneeka Hodges.

MAY 11

Signed Kamesha Hairston and Aisha Mohammed.

MAY 30

Waived Kamesha Hairston and Aisha Mohammed.

JUNE 1

Signed Tye'sha Fluker.

JUNE 3

Announced that Don Zierden has stepped down as head coach and Ed Prohofsky as assistant coach; Named Jen Gillom new head coach.

JUNE 4

Hired Jim Davis as assistant coach.

JUNE 6

Waived Anna DeForge, Tye'sha Fluker and Emily Fox.



ALL-TIME TRANSACTIONS

JULY 17
Signed Tasha Humphrey; Waived Christi Thomas.

JULY 26
Signed Anna Montanana; Waived LaToya Pringle.

DECEMBER 8
Named Cheryl Reeve head coach.

DECEMBER 14
Selected Rebekkah Brunson in the Dispersal Draft involving former Sacramento Monarchs players.

2010

JANUARY 12
Acquired Lindsay Whalen and the No. 2 overall selection in the 2010 WNBA Draft from Connecticut in exchange for Renee Montgomery and the first overall choice in the 2010 WNBA Draft.

FEBRUARY 9
Re-signed Seimone Augustus to a four-year contract.

FEBRUARY 16
Withdrew qualifying offer to Tasha Humphrey.

FEBRUARY 17
Signed free-agent forward Hamchetou Maiga-Ba.

FEBRUARY 19
Traded Roneeka Hodges to San Antonio in exchange for the right to swap second round picks in the 2011 WNBA Draft.

APRIL 8
Drafted the following players in the 2010 WNBA Draft: Guard Monica Wright (1st-round, 2nd Overall) and forward Gabriela Marginean (3rd-round, 26th Overall); Drafted Nebraska's Kelsey Griffin (3rd Overall), then traded her to Connecticut in exchange for 2011 First and Second Round picks.

APRIL 14
Signed guard Monica Wright and forward Gabriela Marginean.

APRIL 19
Signed guard Nuria Martinez.

APRIL 21
Named Shelley Patterson Manager of Advanced Scouting and Player Development.

APRIL 22
Signed free-agent center Jessica Adair, free-agent forwards Ashley Ellis-Milan and Vanessa Gidden and free-agent guard Brittany McCoy.

MAY 14
Placed Rebekkah Brunson on Suspended List

MAY 24
Reinstated Rebekkah Brunson from the Suspended List; Waived forward Gabriela Marginean

JULY 26
Acquired guard/forward Alexis Hornbuckle from the Tulsa

Shock in exchange for Rashanda McCants.

AUGUST 3
Signed forward Kristen Mann; Waived guard Nuria Martinez

AUGUST 12
Signed guard Lindsay Whalen to a multi-year contract extension

AUGUST 18
Placed center Nicky Anosike on the Suspended List; Re-signed center Jessica Adair

2011

FEBRUARY 1
Re-signed center Jessica Adair

FEBRUARY 18
Signed free-agent forward/center Taj McWilliams-Franklin

APRIL 9
Acquired Washington's 2012 first-round pick in exchange for center Nicky Anosike

APRIL 11
Added five players in the 2011 WNBA Draft: Selected Maya Moore (1st overall), Amber Harris (4th overall) and Kachine Alexander (26th overall); traded the 13th overall selection (Jessica Breland) to New York in exchange for the 22nd overall pick (Angel Robinson) and New York's 2012 second-round pick; traded the 14th overall selection (Felicia Chester) to Atlanta in exchange for Rachel Jarry (18th overall pick) and Atlanta's 2012 second-round selection.

APRIL 14
Signed forward Maya Moore

APRIL 15
Signed guard Angel Robinson

APRIL 20
Signed forward Amber Harris

APRIL 27
Signed guard Kachine Alexander

MAY 12
Waived forward Hamchetou Maiga-Ba

MAY 27
Acquired the right to swap 3rd-round choices in the 2012 WNBA Draft From New York in exchange for center Quanitra Hollingsworth.

MAY 27
Waived Kachine Alexander and Angel Robinson.

SEPTEMBER 1
Signed Rebekkah Brunson to a multi-year contract extension.

2012

JANUARY 23
Re-signed center Taj McWilliams-Franklin.

JANUARY 26
Re-signed center Jessica Adair.

FEBRUARY 2
Acquired Phoenix's 2013 second-round pick in exchange for guard Alexis Hornbuckle.

FEBRUARY 10
Re-signed guard Candice Wiggins.

FEBRUARY 13
Signed free agent guard Erin Thorn.

FEBRUARY 28
Acquired Phoenix's 2012 second-round pick (18th overall) in exchange for forward Charde Houston and Minnesota's second-round pick (24th overall).

APRIL 16
Selected six players in the 2012 WNBA Draft, including: Devereaux Peters (3rd overall), Damiris Dantas (12th overall), Julie Wojta (18th overall), Kayla Standish (19th overall), Nika Baric (20th overall) and Jacki Gemelos (31st overall).

APRIL 21
Signed free agent Jasmine Lee.

APRIL 23
Signed Julie Wojta.

APRIL 25
Signed free agent Porsche Poole.

APRIL 27
Signed free agent Tavelyn James and Brittany Rayburn.

APRIL 29
Signed free agent Queralt Casas. Additionally, signed draft picks Devereaux Peters and Kayla Standish.

MAY 3
Waived Porsche Poole.

MAY 6
Waived Tavelyn James, Jasmine Lee and Kayla Standish.

MAY 11
Waived guard Brittany Rayburn.

MAY 16
Waived guard Queralt Casas and forward Julie Wojta.

JULY 9
Signed forward Julie Wojta to a seven-day contract.

AUGUST 17
Waived forward Julie Wojta.

DECEMBER 5
Re-signed head coach Cheryl Reeve to a multi-year

contract extension.

2013

JANUARY 11
Waived guard Erin Thorn.

FEBRUARY 1
Re-signed center Jessica Adair.

FEBRUARY 11
Signed guard/forward Rachel Jarry.

MARCH 1
In three-team trade, traded Candice Wiggins to Tulsa in exchange for forward/center Janel McCarville from New York and Tulsa's 2014 second-round pick.

2014

MARCH 20
Matched the Seattle Storm's offer sheet to restricted free-agent guard Monica Wright.

MARCH 20
Re-signed center Janel McCarville to a multi-year contract.

APRIL 2
Signed center Damiris Dantas.

APRIL 7
Signed center Waltiea Rolle.

APRIL 15
Executed a sign-and-trade deal with New York, sending guard Sugar Rodgers to the Liberty in exchange for the right to swap third-round picks in the 2015 WNBA Draft.

APRIL 15
Signed free agent guard Tan White.

APRIL 21
Signed guard Christina Foggie.

APRIL 22
Signed forward Tricia Liston and center Asya Bussie.

APRIL 27
Signed forward Asia Taylor.

APRIL 27
Signed guard Theairra Taylor to a training camp contract.

MAY 6
Waived Asya Bussie and Theairra Taylor.

MAY 14
Waived center Waltiea Rolle.

MAY 24
Waived guard Lindsey Moore and signed guard Nadirah Mckenith.

AUGUST 16
Signed All-star forward Rebekkah Brunson to a multi-year contract extension.



ALL-TIME TRANSACTIONS

2015

FEBRUARY 4

Signed guard Nika Baric.

FEBRUARY 6

Re-signed guard Nadirah McKeith.

APRIL 17

Waived guard Nadirah McKeith.

APRIL 22

Re-signed forward Amber Harris.

APRIL 27

Signed forward Reshanda Gray.

APRIL 27

Signed forward Shae Kelley.

MAY 13

Acquired Connecticut's Asjha Jones in exchange for Minnesota's 2016 2nd-round draft pick.

MAY 13

Center Janel McCarville informed the team she would not play in the 2015 WNBA season.

MAY 13

Signed guard Darxia Morris.

MAY 14

Signed forward Asjha.

MAY 16

Signed guard Jennifer O'Neil.

MAY 22

Waived guard Darxia Morris.

MAY 31

Waived forward Amber Harris.

JUNE 2

Waived forwards Shae Kelley and Asia Taylor.

JULY 20

Acquired Seattle guard Renee Montgomery along with Seattle's 2016 second round draft pick in exchange for Monica Wright.

JULY 22

Waived guard Jennifer O'Neill.

JULY 27

Acquired center Chicago's center Sylvia Fowles along with Chicago's 2016 second round draft pick in a three-team deal that sent Damiris Dantas, Reshanda Gray and its 2016 first round pick to the Atlanta Dream.

JULY 28

Signed forward Shae Kelley to a seven-day contract.

AUGUST 11

Signed Forward Shae Kelley for remainder of season.

SEPTEMBER 2

Signed guard Kalana Greene.

2016

FEBRUARY 2

Re-signed free-agent center Sylvia Fowles.

FEBRUARY 2

Executed a sign-and-trade deal with Indiana, sending restricted free agent Devereaux Peters to the Fever in exchange for forward Natasha Howard.

FEBRUARY 2

Re-signed free agent guard Renee Montgomery.

FEBRUARY 25

Signed guard Katerina Elhotova.

MARCH 9

Signed center Porsha Roberts.

MARCH 30

Signed guard Courtney Clements and forward Keisha Hampton.

APRIL 14

Selected the following players in the 2016 WNBA Draft: Guard Jazmon Gwathmey (2nd round, 14th overall), forward Bashaara Graves (2nd round, 22nd overall) and forward Temi Fagbenle (3rd round, 35th overall).

APRIL 14

Acquired guard Jia Perkins from San Antonio in exchange for guard Jazmon Gwathmey.

APRIL 19

Signed forward Bashaara Graves.

APRIL 19

Waived forward Tricia Liston.

APRIL 20

Signed forward Courtney Williams.

APRIL 24

Signed free-agent guard Sydney Wallace and free-agent forward Kaili McLaren to one-year contracts.

MAY 3

Waived forward Kaili McLaren.

MAY 6

Re-signed center Janel McCarville.

MAY 6

Waived guards Nika Baric and Courtney Clements.

MAY 9

Waived guard Sydney Wallace and forward Courtney Williams.

MAY 12

Waived center Porsha Roberts.

JUNE 28

Waived forward Bashaara Graves.

JULY 1

Signed forward Bashaara Graves to seven-day contract.

JULY 9

Signed forward Bashaara Graves to second seven-day contract.

JULY 17

Signed forward Nneka Enemkpal to a seven-day contract.

AUGUST 25

Re-signed free agent guard Anna Cruz.

SEPTEMBER 15

Signed guards Seimone Augustus and Lindsay Whalen to multi-year contract extensions.

2017

JANUARY 27

Jim Petersen steps down as associate head coach.

FEBRUARY 1

Signed veteran free-agent Plenette Pierson.

FEBRUARY 17

Renounced its rights to forward Rachel Jarry.

MARCH 2

Hired James Wade as assistant coach

APRIL 18

Signed Chinese forward Shao Ting.

APRIL 19

Signed forward Keyona Hayes.

APRIL 19

Signed first-round draft pick Alexis Jones (12th overall).

APRIL 28

Waived forward Keyona Hayes.

MAY 9

Waived forwards Chantel Osahor and Breanna Richardson and guard Moriah Mack.



HISTORIC DATES

1998

APRIL 22

The WNBA announced that the league's Operating Committee voted to add two expansion teams—to be operated by the Minnesota Timberwolves and Orlando Magic—for the 1999 season. The teams were granted upon the condition that they each secure pledges for at least 5,000 season tickets prior to September 1.

JUNE 22

The Minnesota WNBA entry announced it would donate \$1 from every paid ticket from the 1999 season to breast cancer research in Minnesota.

SEPTEMBER 1

The Minnesota WNBA entry announced it surpassed 6,000 season ticket deposits.

SEPTEMBER 15

The WNBA allocated the first player to the WNBA Minnesota entry: Stanford forward Kristin Folk.

NOVEMBER 17

Hired Brian Agler as head coach and general manager.

DECEMBER 3

Hired Kelly Kramer and Heidi VanDererve as assistant coaches.

DECEMBER 5

Minnesota Lynx name is unveiled along with the team's logo at the Burnsville (MN) Mall. The logo is a sharp-eyed Lynx growling over the WNBA multi-colored basketball. The Lynx logo shares the same blue, silver and green team colors as the Minnesota Timberwolves.

1999

APRIL 2

The Minnesota Lynx Blue Ribbon Committee, the Lynx' goodwill ambassadors, announced that the Allina Foundation and the Minnesota Department of Health's Breast and Cervical Cancer Control program would be the recipients of the team's fundraising efforts for breast cancer research.

APRIL 6

Selected four players in the 1999 WNBA Expansion Draft: forward Brandy Reed (Phoenix Mercury), guard Kim Williams (Utah Starzz), forward Octavia Blue (Los Angeles Sparks) and forward Adia Barnes (Sacramento Monarchs).

APRIL 11

Minnesota Lynx players Kristin Folk and Kim Williams, along with Lynx broadcast members Lea B. Olsen and Michele Tafoya, unveil the team's home and away jerseys at the Minnesota Timberwolves game against the Detroit Pistons.

MAY 1

Single-game and exhibition game tickets go on sale. The Lynx announced broadcast teams and television schedules. Locally, Midwest Sports Channel will broadcast

six games, while ESPN and Lifetime will each nationally broadcast one game. The MSC broadcast team is comprised of Lea B. Olsen and Michele Tafoya. KFAN-AM 1130 will be the radio home for all Lynx games, with Sean Grande serving as the team's broadcaster.

MAY 3

The WNBA allocated forward Katie Smith to Minnesota.

MAY 4

Selected five players in the 1999 WNBA Draft: Columbus Quest guard Tonya Edwards (first round, seventh overall), WNBL forward Trisha Fallon (second round, 19th overall), Columbus Quest forward Andrea Lloyd Curry (third round, 31st overall), Columbus Quest guard Sonja Tate (fourth round, 43rd overall) and Columbus Quest forward Angie Potthoff (fourth round, 49th overall).

MAY 10-11

Open team tryouts are held at Concordia University with more than 180 participants.

MAY 14

Training camp opens at the 98th Street Northwest Athletic Club.

JUNE 4

The Lynx host the team's first WNBA contest as they play the Orlando Miracle in a preseason game at the Midwest Wireless Civic Center in Mankato, MN and Orlando wins 80-76.

JUNE 5

Allina Hospitals & Clinics and the Minnesota Lynx hold the first "Great Basketball Dribble." The event is a walk/dribble fundraiser through downtown Minneapolis with proceeds benefiting breast cancer research in Minnesota.

JUNE 12

The Lynx opened the 1999 WNBA regular season with a 68-51 victory over the Detroit Shock at Target Center. Guard Tonya Edwards scored the franchise's first points as 12,122 fans attended the first regular-season Lynx game.

JUNE 14

The Lynx defeat the Utah Starzz 78-54 at Target Center. With the victory, the Lynx become the first WNBA expansion team in history to start its inaugural season 2-0.

JULY 8

Guard Tonya Edwards is named to the Western Conference team for the inaugural 1999 WNBA All-Star Game at New York's Madison Square Garden on July 14.

JULY 14

Guard Tonya Edwards scores seven points in 15 minutes at the inaugural 1999 WNBA All-Star Game at New York's Madison Square Garden.

SEPTEMBER 29

The Lynx raised \$163,993 in 1999 for Minnesota breast cancer research foundations.

OCTOBER 27

Minnesota's six-player trade with Phoenix is the biggest in WNBA history. The Lynx trade guard Tonya Edwards and forwards Adia Barnes, and Trisha Fallon to the Mercury in exchange for center Marlies Askamp, forward Angela Aycock and guard Kristi Harrower.

DECEMBER 15

Seattle selected two Lynx players in the 2000 WNBA Expansion Draft: forward Angela Aycock (third-round, 10th overall) and forward Charmin Smith (sixth-round, 23rd overall).

2000

APRIL 25

Selected eight players in the 2000 WNBA Draft: Tulane guard Grace Daley (first-round, fifth overall), Louisiana Tech guard Betty Lennox (first-round, sixth overall), UCLA forward Maylana Martin (first-round, 10th overall), Rice guard Marla Brumfield (second-round, 22nd overall), Texas Tech forward Keitha Dickerson (second-round, 24th overall), Oklahoma forward Phylesha Whaley (third-round, 38th overall), St. Joseph's center Jana Lichnerova (fourth-round, 54th overall) and Columbus Quest forward Shanele Stires (fourth-round, 56th overall).

MAY 6

The Lynx host the Second Annual Allina Hospitals & Clinics/Minnesota Lynx "Great Basketball Dribble" in support of Sears WNBA Breast Health Awareness in downtown Minneapolis.

JUNE 19

Forward Katie Smith is named the WNBA Player of the Week for games played June 12-18. She led the Lynx to a 2-1 record and averaged 22.7 ppg and 3.7 rpg in 38.0 mpg. Smith becomes the first player in team history to garner WNBA Player of the Week honors.

JULY 12

Guard Betty Lennox and forward Katie Smith are named to the Western Conference team for the 2000 WNBA All-Star Game on July 17 at America West Arena in Phoenix. Lennox is the only rookie chosen to play in the game.

JULY 17

Forward Katie Smith started (due to an injury to Cynthia Cooper) and played 18 minutes in the 2000 WNBA All-Star Game at America West Arena in Phoenix. Smith (two assists, two steals) became the first player in team history to start an All-Star Game. Guard Betty Lennox, the game's only rookie, scored three points and grabbed five rebounds in 13 minutes off the bench.

JULY 29

Forward Katie Smith sank a three-pointer with 7:21 left in the first half at Washington, setting a WNBA single-season record for three-point field goals. She eclipsed New York forward Crystal Robinson's previous record of 76 three-

pointers set in 1999. Smith finished the season with 88 three-point field goals. Head coach Brian Agler earned his 100th professional victory with the 87-85 win. Agler became the first coach to record 100 regular-season wins in U.S. women's professional basketball history. He posted a 72-18 record in two-plus seasons with the ABL's Columbus Quest (1996-97-1998-99).

AUGUST 11

Guard Betty Lennox is named the 2000 WNBA Rookie of the Year after receiving 59 of a possible 62 votes from a panel of sports writers and broadcasters. Lennox led all rookies with 16.9 ppg and topped the Lynx with 5.6 rpg.

AUGUST 23

Guard Betty Lennox and forward Katie Smith are selected to the 2000 All-WNBA Second Team. Smith led Minnesota with 20.2 ppg, becoming only the fourth WNBA player to average 20-plus points in a season, and Lennox averaged 16.9 ppg.

2001

APRIL 20

Selected five players in the 2001 WNBA Draft: Connecticut forward Svetlana Abrosimova (first-round, seventh overall), The Master's College guard Erin Buescher (second-round, 23rd overall), Tulane center Janell Burse (second-round, 28th overall), Florida guard Tombi Bell (third-round, 39th overall) and Iowa State guard Megan Taylor (fourth-round, 55th overall).

MAY 5

Allina Hospitals & Clinics and the Minnesota Lynx teamed up for the Third Annual "Great Basketball Dribble" to raise money for breast cancer research in the state of Minnesota. The Lynx garnered the highest enrollment in three years for the event with over 2,000 registrations.

MAY 31

Minnesota defeated Portland 82-65 at the Rose Garden for the team's third consecutive opening night victory. Forward Katie Smith scored 31 points and became the 26th WNBA player to score 1,000 career points.

JUNE 2

The Phoenix Mercury handed the Lynx their first loss in a home opener, 89-80.

JUNE 4

Forward Katie Smith is named WNBA Player of the Week for the week of May 28-June 3. She averaged a league-best 26.5 ppg, while shooting 82.0% (9-for-11) from three-point range.

JUNE 17

Forward Katie Smith joins Cynthia Cooper as the only players in WNBA history to reach the 40-point plateau in a game. She tallies 40 points at Detroit in a 71-63 Lynx victory. Smith's 40 points represent 56.3% of the Lynx' offense, the highest single-game ratio in league history.



HISTORIC DATES

JULY 8

Forward Katie Smith sets a WNBA single-game scoring record with a 46-point outburst at Los Angeles. Smith broke Cynthia Cooper's previous single-game record of 44 points. Smith finished the game 18-for-19 from the free throw line, second-best in league history. The Lynx lost to the Sparks 100-95 in overtime. The contest is the highest scoring game of the 2001 WNBA season and the third-highest combined total in league history.

JULY 11

Forward Katie Smith is named to the Western Conference team for the 2001 WNBA All-Star Game on July 16 in Orlando, her second consecutive all-star selection.

AUGUST 1

Forward Katie Smith scored the 3,000th point of her professional career (ABL/WNBA) in a 68-63 victory at Phoenix. Smith joined Utah forward Natalie Williams as only the second player in U.S. women's professional basketball history to eclipse 3,000 points. Smith scored 1,433 points as a member of the ABL's Columbus Quest.

AUGUST 5

Forward Svetlana Abrosimova broke the Lynx franchise single-game rebound record with 15 rebounds versus Sacramento. Abrosimova topped Brandy Reed's previous team high of 13.

AUGUST 8

Forwards Svetlana Abrosimova (12 points, 10 rebounds) and Katie Smith (27 points, 10 rebounds) each record a double-double at Portland. It marked the first time in team history that two players achieved a double-double in the same game.

AUGUST 11

Forward Katie Smith scored 22 points at Seattle to break the WNBA single-season scoring record. Her 697 points eclipsed Cynthia Cooper's previous record of 686 points set in 1999.

AUGUST 13

Forward Katie Smith scored 29 points at Houston and ended the year with a league-best 23.1ppg. Smith set seven single-season league records: most points (739), highest scoring average (23.1 ppg), free throws made (246), free throws attempted (275), three-point field goals attempted (240), minutes played (1,234) and minutes per game (38.6 mpg).

AUGUST 30

Forward Katie Smith is selected to the 2001 All-WNBA First Team. Smith received 280 points (second only to league MVP Lisa Leslie) by the media voting panel.

NOVEMBER 13

The Lynx are one of eight teams to participate in the inaugural WNBA Draft Lottery to determine the top three picks in the 2002 WNBA Draft. The Lynx retain the sixth overall selection in the draft. The team had 24 chances out of 1,000 (2.4%) to receive the first pick.

2002

APRIL 19

Selected three players in the 2002 WNBA Draft: Connecticut forward Tamika Williams (first-round, sixth overall), Iowa guard Lindsey Meder (third-round, 38th overall) and Old Dominion guard Shárron Francis (fourth-round, 54th overall).

MAY 28

Minnesota tied a WNBA single-game record for fewest field goal attempts with 36 at Miami.

JUNE 4

Guard Katie Smith sank three three-point field goals at Seattle and passed Cynthia Cooper (232) into first place on the WNBA's career leaderboard for three-pointers made.

JUNE 21

Forward Svetlana Abrosimova scored 10 points at Los Angeles, becoming the third Lynx player to eclipse 500 career points.

JUNE 27

Guard Katie Smith was named to USA Basketball's roster for the 14th FIBA World Championships (September 14-25) in Nanjing, China.

JUNE 29

Forward Tamika Williams set a franchise single-game record with 10 offensive rebounds at Phoenix. She also equaled a WNBA mark by grabbing eight offensive boards in a half (second).

JULY 10

Guard Katie Smith scored 21 points against Portland, becoming the ninth player in WNBA history to crack the 2,000-point plateau. Forward Tamika Williams broke the club single-season mark of 55 offensive boards (Brandy Reed, 1999) with an offensive rebound vs. Portland. Guard Katie Smith was named to the Western Conference team for the 2002 WNBA All-Star Game on July 15 at the MCI Center in Washington, D.C.

JULY 12

Guard Katie Smith scored 27 points at Detroit and surpassed Utah's Natalie Williams (3,461) atop the list of leading scorers in U.S. women's professional basketball history (ABL/WNBA).

JULY 13

Forward Lynn Pride blocked two shots at Charlotte and surpassed Kristin Folk l as the franchise's all-time blocked shots leader (35).

JULY 15

Guard Katie Smith scored four points in 11 minutes at the 2002 WNBA All-Star Game at the MCI Center in Washington, D.C., Smith's third consecutive All-Star Game appearance.

JULY 16

Relieved Brian Agler of his head coaching duties, while retaining him as general manager. Promoted Heidi

VanDerveer to head coach for the remainder of the 2002 WNBA season.

JULY 29

Forward Tamika Williams grabbed seven rebounds at Phoenix, surpassing Betty Lennox' single-season mark of 178 (2000).

JULY 31

With a loss at Seattle (75-63), the Lynx dropped a club-record 12 consecutive games away from Target Center, the fourth-longest road losing streak in league history.

AUGUST 2

Guard Katie Smith set a franchise single-game field goal percentage record with her 9-for-10 effort (90.0%) vs. Phoenix. Minnesota's 75-51 win (24 points) against Phoenix equaled the largest margin of victory in club history. The Lynx shot 65.5% (19-for-29) in the second half, setting the team record for the best-shooting half.

AUGUST 11

Guard Katie Smith played 35 minutes vs. Los Angeles and eclipsed the 4,500-minute mark in her WNBA career. The Fourth Annual Minnesota Lynx "Great Basketball Dribble" presented by Park Nicollet Jane Brattain Breast Center was held prior to the Lynx' game against Los Angeles. The 2002 GBD raised \$15,000 for breast cancer research in the state of Minnesota.

AUGUST 13

Forward Tamika Williams grabbed six defensive rebounds in Houston, surpassing Svetlana Abrosimova's single-season club record of 131 set in 2001.

AUGUST 31

Guard Katie Smith is selected to the 2002 All-WNBA Second Team, her third consecutive all-league honor.

SEPTEMBER 25

Guard Katie Smith helped the United States finish with a 9-0 record and win the gold medal at the 14th FIBA Women's World Championships in Nanjing, China. Guard Kristi Harrower won a bronze medal as a member of the Australian team at the World Championship.

2003

JANUARY 21

Hired Suzie McConnell Serio as head coach.

FEBRUARY 21

Named Nancy Darsch assistant coach.

APRIL 24

Selected forward Sheri Sam (Miami Sol) in the 2003 WNBA Dispersal Draft.

APRIL 25

Selected three players in the 2003 WNBA Draft: Georgia guard Teresa Edwards (second-round, 14th overall), New Mexico center Jordan Adams (second-round, 18th overall)

and Drake center Carla Bennett (third-round, 29th overall); hired Carolyn Jenkins as an assistant coach.

JUNE 1

Minnesota posted its first-ever win over Houston with a 68-64 overtime triumph, ending a 13-game drought.

JUNE 10

Guard Katie Smith connected on a three-pointer with 3:43 to play in the first half at Los Angeles was the 300th of her WNBA career, making her the first player in league history to reach that milestone.

JUNE 14

Guard Katie Smith matched league records for three-pointers made in a game (seven) and a half (five, first half) at Seattle.

JUNE 27

Guard Katie Smith recorded the 500th three-pointer of her U.S. professional career (ABL/WNBA) vs. Phoenix.

JULY 1

Guard Katie Smith scored the 2,500th point of her WNBA career (in her 139th game) at Houston, the seventh player in league history to reach that plateau; only Cynthia Cooper (117 games) achieved 2,500 points faster.

JULY 2

Guard Katie Smith was named to the Western Conference team for the 2003 WNBA All-Star Game on July 12 at Madison Square Garden in New York, her fourth consecutive selection.

JULY 12

Guard Katie Smith played in her fourth straight WNBA All-Star Game in New York City, scoring two points in 15 minutes.

JULY 16

Guard Katie Smith moved past Cynthia Cooper (2,601 points) into fifth place on the WNBA's all-time scoring chart vs. San Antonio.

JULY 20

The Fifth Annual Minnesota Lynx "Great Basketball Dribble" was held following the Lynx' game against Seattle Storm. The 2003 GBD raised \$15,000 for breast cancer research in the state of Minnesota. In five years, the Lynx have helped raise over \$500,000 for breast cancer research.

JULY 25

The Lynx set a franchise record for largest winning margin with an 81-54 triumph over San Antonio at Target Center.

JULY 26

Guard Katie Smith became the first player in league history to reach the 350 career trey mark at Indiana.

AUGUST 2

Guard Katie Smith hit a game-winning basket with no time remaining vs. Seattle, marking just the third time in franchise history that the Lynx have won a game in the final five seconds – and the first at Target Center.



HISTORIC DATES

AUGUST 4

Guard Katie Smith went 0-for-2 from three-point range vs. Phoenix, snapping her WNBA-record string of 32 consecutive games with a made trey (dating to July 29, 2002 at Phoenix).

AUGUST 4

With a win over Phoenix, Minnesota recorded their club-record seventh straight victory at Target Center. The 11 home wins overall is the best single-season total in franchise history; Minnesota compiled 8-8 records in both 1999 and 2000.

AUGUST 4

The Lynx made all 20 of their free-throw attempts (including 18-for-18 in the second half) vs. Phoenix, equaling the fourth-highest single-game total without a miss in WNBA history.

AUGUST 9

Minnesota established a franchise record by winning its 16th game of the season at Sacramento (77-73).

AUGUST 14

Forward Sheri Sam became the 25th player in league history to score 2,000 points in her WNBA career (vs. Los Angeles).

AUGUST 20

With a 69-66 win at Phoenix, Minnesota clinched its first-ever playoff berth. The Lynx also recorded their 18th victory of the season, the most wins in club history.

AUGUST 23

Forward Tamika Williams finished the regular season shooting 66.8%, a WNBA single-season record for FG percentage.

AUGUST 28

Minnesota won its first-ever WNBA Playoff game with a 74-72 win against the L.A. Sparks at Target Center. Tamika Williams' steal and layup with 7.4 seconds remaining capped a monumental rally for the Lynx. The Lynx set a WNBA Playoff record for largest comeback after trailing by as many as 21 points.

SEPTEMBER 1

Minnesota falls to Los Angeles 74-64 at STAPLES Center and drops its best-of-three first-round playoff series to the Sparks (1-2).

2004

APRIL 17

Selected five players in the 2004 WNBA Draft: Kansas State forward Nicole Ohlde (first-round, sixth overall), Florida center Vanessa Hayden (first-round, seventh overall), Tennessee guard Tasha Butts (second-round, 20th overall), Boston College guard Amber Jacobs (third-round, 33rd overall) and West Virginia guard Kate Bulger (third-round, 38th overall).

JUNE 5

Forward Tamika Williams shot a perfect 7-for-7 from the field in a 76-68 victory over the Phoenix Mercury, setting a

franchise single-game record for most field goals without a miss (one shy of the WNBA mark).

JUNE 11

Guard Katie Smith became the fastest player to reach 3,000 career points (167 games) with 14:13 left in the first half of a 69-55 loss at Los Angeles.

JULY 3

Guard Katie Smith, the WNBA's career leader in three-pointers made and attempted, drilled her 400th three-pointer with 15:33 left in the second half of a 78-70 win over Detroit.

JULY 9

Set a franchise record with the biggest regular-season comeback (down 20 with 6:30 remaining) in team history against Phoenix, winning the game 61-59 at Target Center.

JULY 14

Defeated the Connecticut Sun 66-63 in front of a franchise-record crowd of 16,227 at Target Center.

JULY 15

Center Nicole Ohlde blocked three shots against New York to bring her season total to 30 on the season and breaking the franchise single-season record set by Erin Buescher in 2001.

JULY 22

Defeated the Connecticut Sun 68-52 at the Mohegan Sun Arena, setting a club record with their sixth consecutive win.

SEPTEMBER 7

Defeated Los Angeles at STAPLES Center 78-66 to clinch a second consecutive WNBA playoffs berth and tie a team record with 18 regular season victories. The win also tied a franchise record for single-season road victories.

SEPTEMBER 10

Defeated the Seattle Storm 64-61 in the regular-season home finale at Target Center, finishing the season with an 11-6 home record, tying the team record for most home wins in a season.

SEPTEMBER 19

Lost to Sacramento in the regular season finale 72-63, but secured the No. 3 seed in the Western Conference Playoffs due to holding the tie-breaker advantage over the Monarchs.

2005

APRIL 16

Selected three players in the 2005 WNBA Draft: UC-Santa Barbara forward Kristen Mann (first round, 11th overall), Notre Dame forward Jacqueline Batteast (second-round, 17th overall) and Alabama guard Monique Bivins (third-round, 37th overall).

MAY 29

Lost to Sacramento in what was the 100th regular-season home game in franchise history.

JUNE 3

Lost to Washington in what was the 100th regular-season road game in franchise history. In the game, the Lynx tied a franchise record as five players reached double-figures in scoring (Katie Smith-20, Stacey Lovelace-13, Svetlana Abrosimova-11, Nicole Ohlde-11, Vanessa Hayden-10).

JUNE 4

Center Vanessa Hayden blocked six shots in a win over Charlotte, a franchise record.

JULY 9

Guard Katie Smith played in her fifth straight WNBA All-Star Game in Uncasville, Connecticut scoring 16 points on 4-of-9 shooting.

JULY 13

Guard Katie Smith scored the 5,000-point of her career, becoming the first player in the history of United States women's professional basketball to reach the plateau.

JULY 17

Center Vanessa Hayden broke Nicole Ohlde's franchise single-season block record with her 46th block of the season. Hayden finished the season with 68.

AUGUST 7

Defeated Los Angeles 76-72 for the 100th regular-season win in franchise history.

AUGUST 9

Head Coach Suzie McConnell Serio won career game 49, moving past Brian Agler for the most coaching victories in franchise history.

AUGUST 16

Head Coach Suzie McConnell Serio became the 11th coach in league history to reach the 50-career win plateau as the Lynx defeated Houston.

2006

MAY 19

The Lynx opened the 2006 season with a 69-81 home loss to Connecticut. Seimone Augustus scored a team-high 21 points in her regular season debut and center Vanessa Hayden recorded her 100th career block.

MAY 31

Minnesota scored a league-record 114 points in its first win of the 2006 WNBA campaign, defeating the Los Angeles Sparks by 43 points at Target Center. The final point spread ties the second-largest margin of victory in league history. They also set the WNBA record for points in a quarter with a 33-point explosion in the third and tied the league record for three-pointers made with 15. Seimone Augustus led a team-record six Lynx players in double-figures with 26 points.

JUNE 5

Guard Seimone Augustus was named WNBA Player of the Week for games played May 29-June 4. She averaged 25.7 ppg. for the week in leading the Lynx to a 2-1 record.

JUNE 11

The Lynx defeated Houston 75-62 for their third consecutive home win of the season. Their 13-point margin of victory was Minnesota's biggest win vs. the Comets. Forward Adrian Williams scored her 1500th career point.

JUNE 14

Guard Seimone Augustus scored a career-high 32 points as the Lynx beat the Phoenix Mercury 94-82 at Target Center. The 94-point output is the second highest in team history.

JUNE 28

Guard Svetlana Abrosimova played in the 150th game of her career in a 78-81 loss at Phoenix.

JULY 8

Guard Seimone Augustus was named to the Western Conference team for the 2006 All-Star Game at Madison Square Garden.

JULY 9

In their last game before the All-Star Break, the Lynx rallied to beat the San Antonio Silver Stars 85-80 at home. The second-largest regular-season comeback in team history. Forward Tamika Williams reached 150 games for her career.

JULY 12

Guard Seimone Augustus scored a team-high 16 points (7-11 FG) for the Western Conference in the 2006 WNBA All-Star Game at Madison Square Garden. Augustus is the fourth Lynx player to appear in the contest. The East won 98-82.

JULY 16

Forward Nicole Ohlde grabbed her 500th career rebound in a 78-90 home loss to the Los Angeles Sparks.

JULY 19

Guard Amber Jacobs scored a career-high 24 points on perfect shooting from the field (7-7) and the free-throw line (7-7) to lead the Lynx over the Chicago Sky 90-82. The Lynx annual Kid's Day game was the second-highest attendance in franchise history (14,793).

JULY 22

Guard Seimone Augustus scored her 500th point in a loss to Sacramento. She became the second-fastest player in WNBA history to reach the mark (23 games). Cynthia Cooper took 22 games in 2001.

JULY 25

Forward Nicole Ohlde scored her 1000th career point and center Vanessa Hayden tallied her 500th career point in a 70-62 win at Charlotte. The win was also Carolyn Jenkins' first as a head coach.

AUGUST 8

Forward Nicole Ohlde reached 100 games for her career in a 99-68 loss at Phoenix.

AUGUST 10

Guard Seimone Augustus scored 31 points in a 74-66 loss



HISTORIC DATES

at Sacramento. It was the sixth time Augustus tallied 30+ points on the season, breaking Katie Smith's club record of five in 2001.

AUGUST 13

In the final regular season game, guard Seimone Augustus scored 11 points, bringing her season total to 744 and setting a new club record for points in a season. The previous high mark was set by Katie Smith who scored 739 points in 2001.

AUGUST 20

Seimone Augustus named 2006 WNBA Rookie of the Year with 34 of a possible 56 votes from a national panel of sportswriters and broadcasters to win the award and become the second Lynx player to garner the honor.

DECEMBER 13

Hired Don Zierden as fifth head coach in Lynx history. Ed Prohofsky and Teresa Edwards hired as assistant coaches.

2007

JANUARY 8

Selected forward Tangela Smith (Charlotte Sting) in the 2007 WNBA Dispersal Draft.

JANUARY 12

Guard Tynesha Lewis retires.

MARCH 6

Guard Seimone Augustus selected as a member of the 2007-08 USA Women's Senior National Team.

APRIL 5

Selected four players in the 2007 WNBA Draft: UCLA guard Noelle Quinn (1st-round, 4th overall), USC guard Eshaya Murphy (2nd-round, 15th overall), Stanford center Brooke Smith, (2nd-round, 23rd overall) and Boston College forward Kathrin Riss (2nd-round, 24th overall).

APRIL 5

Acquired Duke guard Lindsey Harding, the first-overall selection in the 2007 WNBA Draft, from the Phoenix Mercury in exchange for forward Tangela Smith.

JUNE 3

The Lynx suffer a 78-72 loss at the Chicago Sky. It was Minnesota's 10th consecutive loss, a franchise-record losing streak that dates back to August 8, 2006.

JUNE 8

Guard Seimone Augustus set a WNBA record for field-goal accuracy when she made all 11 of her shots for 28 points in a 90-87 loss at the Los Angeles Sparks.

JUNE 9

Minnesota falls, 90-76, at the Seattle Storm to fall to 1-9, which is the worst start to a season in franchise history.

JUNE 16

Seimone Augustus becomes the second-fastest player in WNBA history to record 1,000 career points in an 83-58 win

over Los Angeles. The feat was accomplished in 46 games, one more than Cynthia Cooper.

JULY 9

Guard Seimone Augustus was named to the Western Conference team for the 2007 WNBA All-Star Game at Verizon Center in Washington, D.C.

JULY 25

Lynx drop a 103-79 loss to the Phoenix Mercury at Target Center to match a franchise record 10th straight loss.

AUGUST 16

The Lynx made a season-high 13 three-pointers against the Detroit Shock, including a WNBA-record-setting 7-for-7 effort in the first quarter.

AUGUST 19

Noelle Quinn handed out a franchise-record 14 assists as the Lynx closed out 2007 with an 81-55 victory over the San Antonio Silver Stars. With her 14 assists, Quinn also tied the franchise record for assists in a season (148), which was held by Teresa Edwards (2003). With her 14 points, Seimone Augustus closed out the season with a Lynx-record 769 points, which was also the second-highest mark in league history (Diana Taurasi, 860, 2006).

2008

JANUARY 2

Hired Julie Plank as assistant coach.

FEBRUARY 7

Hired Jennifer Gillom as assistant coach.

FEBRUARY 19

Signed free-agent guard Anna DeForge.

APRIL 9

Selected guard Candice Wiggins (1st-round, 3rd overall), center Nicky Anosike (2nd-round, 16th overall) and forward Charde Houston (3rd-round, 30th overall) in the 2008 WNBA Draft.

MAY 18

The Lynx kicked off their 10th Anniversary Season in winning fashion, defeating the defending Eastern Conference champion Detroit Shock, 84-70.

MAY 27

Minnesota exploded for 98 points in a win over Houston, the second-highest scoring output in franchise history. The win was just the third win in Houston in franchise history.

MAY 29

The Lynx defeated the Chicago Sky 75-69 to move to 3-0 on the season, the best in franchise history.

MAY 31

USA Basketball named Seimone Augustus to Team USA that competed in the 2008 Summer Olympics in Beijing, China; The Lynx improved to 4-0 with a 94-83 win over the

defending WNBA champion Phoenix.

JUNE 3

Improved to 5-0 in defeating the expansion Atlanta Dream 85-81.

JUNE 24

Anna DeForge became the 14th player in WNBA history to register 300 career three-pointers.

JUNE 28

Seimone Augustus sat out the first game of her three-year WNBA career vs. San Antonio due to a sprained toe on her right foot.

JULY 9

Candice Wiggins was named the WNBA's Rookie of the Month for June.

JULY 13

Assistant coach Jennifer Gillom joined the Women's Basketball Hall of Fame.

JULY 17

Candice Wiggins tallied a season-high 27 points in a 96-88 loss at Houston. The 27 points also set a Lynx franchise record for individual single-game points off the bench.

JULY 24

Minnesota recorded its sixth road victory of the season, defeating the Indiana Fever 84-80. The six road victories mark the highest total since the 2004 season (seven); Nicky Anosike tallied five steals on the night, upping her season total to 57, breaking the previous franchise single-season record set by Betty Lennox in 2000.

JULY 27

Olympian Seimone Augustus eclipsed the 2,000-point barrier in the third quarter of a 92-84 overtime loss to Los Angeles on a 15-foot jumper. Augustus needed only 90 games to reach the 2,000-point mark, becoming second fastest in WNBA history (Cynthia Cooper, 90 games) to do so.

AUGUST 23

Seimone Augustus captures the Gold Medal as Team USA defeats Australia 92-65 in the Gold Medal game at the 2008 Summer Olympics in Beijing, China. Augustus came off the bench in all eight games of the Olympics, where she totaled 63 points (7.9 ppg), 18 rebounds (2.3 rpg), 11 assists (1.4 apg), and four steals (0.5 spg) in 142 minutes of action (17.8 mpg) for the USA. She shot 27 for 58 from the floor (46.6 percent) and 9 for 11 from the free-throw line (81.8 percent).

SEPTEMBER 3

Nicky Anosike tallies a franchise record- tying 15 rebounds in a 103-96 loss in Phoenix.

SEPTEMBER 12

Minnesota ended its most successful season in four years with a 96-70 defeat of the Washington Mystics. The 16-18 finish represents a six-win improvement over last season's squad.

NOVEMBER 18

Named Jim Petersen Assistant Coach.

2009

JANUARY 30

Acquired Guard Kelly Miller and Forward LaToya Pringle from the Phoenix Mercury in exchange for Forward Nicole Ohlde; Traded Center Vanessa Hayden-Johnson to the Los Angeles Sparks in exchange for Forward/Center Christi Thomas; Acquired the number nine and 15 overall picks in the 2009 WNBA Draft from the Washington Mystics in exchange for Guard Lindsey Harding, the 20th overall pick in the 2009 WNBA Draft and a second-round pick in the 2010 WNBA Draft.

APRIL 9

Drafted the following players in the 2009 WNBA Draft: guard Renee Montgomery (1st-round, 4th-overall), center Quanitra Hollingsworth (1st-round, 9th-overall), forward Rashanda McCants (2nd-round, 15th-overall) and guard Emily Fox (3rd-round, 30th-overall).

MAY 5

In a three-way deal, traded Noelle Quinn to Los Angeles in exchange for New York's 2010 first-round pick and Raffaella Masciadri from the Sparks.

JUNE 3

Announced that Don Zierden has stepped down as head coach and Ed Prohofsky as assistant coach; Named Jen Gillom new head coach.

JUNE 6

In Jennifer Gillom's head coaching debut, the Lynx defeated the Chicago Sky, 102-85 in the team's Home Opener. At the time, the 102 points were the second most in team history.

JUNE 7

The Lynx hit on a team-record 63 percent of their shots en route to a 96-74 win over the Indiana Fever at Consco Fieldhouse. Charde Houston scored a career-high 23 points and the Lynx nearly broke a WNBA record with 60 first-half points.

JUNE 10

Minnesota improved to 3-0 for the second consecutive year by defeating the Los Angeles Sparks at Target Center, 87-76. Seimone Augustus tallied 30 points and a career-high-tying 9 rebounds, while Nicky Anosike nearly posted a rare 5X5 game, recording 16 points, 6 rebounds, 5 assists, 5 blocks and 4 steals.

JUNE 13

Head coach Jennifer Gillom inducted into the Women's Basketball Hall of Fame.

JUNE 15

Seimone Augustus named WNBA Player of the Week.

JUNE 19

Announced that Seimone Augustus will undergoe season-



HISTORIC DATES

ending surgery to repair a torn acl in her left knee.

JUNE 29

Candice Wiggins named WNBA Player of the Week.

JULY 7

Announced that Seimone Augustus underwent succesful surgery to repair a torn acl in her left knee.

JULY 20

The WNBA announced that Lynx second-year forwards Nicky Anosike and Charde Houston have been named to the Western Conference All-Star Team.

JULY 25

In the ninth WNBA All-Star Game, held at Mohegan Sun Arena in Uncasville, Connecticut, Lynx players Nicky Anosike and Charde Houston tallied 2 points, 5 rebounds, 3 steals and 16 points, 6 rebounds and 3 steals respectively.

DECEMBER 8

Named Cheryl Reeve head coach.

DECEMBER 14

Selected Rebekkah Brunson in the Dispersal Draft involving former Sacramento Monarhcs players.

2010

JANUARY 12

Acquired Lindsay Whalen and the No. 2 overall selection in the 2010 WNBA Draft from Connecticut in exchange for Renee Montgomery and the first overall choice in the 2010 WNBA Draft.

FEBRUARY 9

Re-signed Seimone Augustus to a four-year contract.

FEBRUARY 17

Signed free-agent forward Hamchetou Maiga-Ba.

MARCH 3

Lynx guards Lindsay Whalen and Candice Wiggins added to 2010-12 USA Basketball Women's National Team Roster.

APRIL 8

Drafted the following players in the 2010 WNBA Draft: guard Monica Wright (1st-round, 2nd-overall) and forward Gabriela Marginean (3rd-round, 26th-overall); Drafted Nebraska's Kelsey Griffin (3rd-overall), then traded her to Connecticut in exchange for 2011 first and second-round picks.

APRIL 25

Announced that Seimone Augustus would be out indefinitely after undergoing surgery to remove benign fibroids; Announced Candice Wiggins would be out approximately four weeks because of a small meniscus tear in her right knee.

APRIL 28

Formally introduced Lindsay Whalen to the media via a press conference held at Target Center.

MAY 14

Announced Opening Night roster; Placed Rebekkah Brunson

on Suspended List

MAY 15

Defeated Tulsa, 80-74, in the team's opening game. Charde Houston scored 21 points and had seven rebounds in the win.

MAY 16

In front of 9,985 fans (the largest opening-night crowd at Target Center since May 24, 2003), the Lynx lost their 2010 home opener to the Washington Mystics, 76-87. Rashanda McCants scored a career-high 18 points in the loss.

JUNE 1

Monica Wright erupted for 32 points off the bench as the Lynx halted their five-game losing streak with a 92-82 victory over Phoenix. Rebekkah Brunson added 16 points and 15 rebounds as Minnesota improved to 2-5.

JUNE 4

Lindsay Whalen's consecutive made free throw streak came to an end at 54 as the Lynx fell in Tulsa, 79-92. The 54 made free throws is the 2nd-longest such streak in WNBA history.

JUNE 10

Seimone Augustus made her season debut for the Lynx, scoring 13 points as the Lynx fell to Phoenix, 88-99. It was Augustus' first contest in just under a year after tearing her acl and undergoing surgery to remove fibroids.

JUNE 10

Lindsay Whalen dished out six assists at Phoenix, including the 1000th of her WNBA career with 3:17 to play in the 2nd quarter in Minnesota's 88-99 loss to the Mercury. She became the eighth player (3rd-youngest) in league history to register 1000+ assists.

JUNE 18

Minnesota started a three-game winning streak by defeating the Tulsa Shock, 78-67 at Target Center. Seimone Augustus tallied 27 points in her first game back at Target Center in over a year. Lindsay Whalen dished out a season-high 12 assists. Candice Wiggins tallied her 1,000th career point.

JUNE 19

Candice Wiggins saw her club-record free throw steak end at 44. She also hit on a career-high five three-pointers as Minnesota completed the back-to-back sweep of Tulsa with a 92-78 win at BOK Center.

JUNE 21

In just her second week back from injury, Seimone Augustus was named Western Conference Player of the Week, averaging 21.5 points per game over the week.

JUNE 22

Guard Candice Wiggins tears achilles tendon in left leg in Minnesota's 75-68 win at New York. The injury occurred with just eight seconds remaining in the game.

JUNE 25

Candice Wiggins undergoes successful surgery to repair a torn achilles in left leg.

JULY 6

Lynx forward Rebekkah Brunson named to the All-Star Game as a WNBA Reserve.

JULY 9

Lynx guard Lindsay Whalen named as replacement for injured San Antonio guard Becky Hammon on WNBA Stars team.

JULY 24

The Lynx and Phoenix broke or equaled several team and league records in a Phoenix 127-124 double-overtime win, on July 24. The 251 points the two teams combined to score is the top single-game points total in WNBA history. Other Lynx team records set that night included: Points, game (124); Points, 1st quarter (34); Field Goals made (42); Field Goals attempted (95); Players scoring 10+ points (6).

AUGUST 1

Seimone Augustus became the second-fastest player in WNBA history to 2,500 career points as the Lynx defeated Seattle, 72-71, at Target Center to snap the Storm's 13-game winning streak.

AUGUST 3

Lindsay Whalen's 27-point, 12-assist performance lifted the Lynx over Connecticut, 111-103 in OT. Whalen's effort marked the first 20+ point, 10+ assist effort in team history and the first of her career. Five Lynx player scored 15+ points.

AUGUST 9

The WNBA named Lindsay Whalen its Western Conference Player of the Week for games played through August 8.

AUGUST 12

Los Angeles' Tina Thompson's buzzer-beater lifted the Sparks over the Lynx, 78-77 at Target Center. Earlier in the day the Lynx announced the team has signed Lindsay Whalen to a multi-year contract extenion.

AUGUST 23

Lynx forward Rebekkah Brunson finished the season with averages of 11.3 points and a career-high 10.3 rpg, becoming one of just eight players in league history to average a double-double over a full season; Lindsay Whalen finished the season with a career-high 184 assists, besting the previous single-season franchise record of 148 (Noelle Quinn and Teresa Edwards).

AUGUST 29

Rebekkah Brunson named to the WNBA All-Defensive Second Team.

AUGUST 31

Monica Wright named to the WNBA All-Rookie Team.

SEPTEMBER 21

Lindsay Whalen named to the 2010 USA Basketball Women's World Championship Team.

OCTOBER 3

Lindsay Whalen and Team USA defeats the Czech Republic, 89-69 to win the 2010 Fiba World Championship for Women

Gold Medal; in nine Tournament games, Whalen averages 5.9 points, 2.1 rebounds and 1.6 assists per game.

NOVEMBER 2

Minnesota wins the 2011 WNBA Draft Lottery; In addition to selecting first, the Lynx also receive the fourth overall selection in the 2011 WNBA Draft.

2011

FEBRUARY 18

Lynx sign six-time WNBA All-Star Taj McWilliams-Franklin.

APRIL 9

Lynx acquire Washington's 2012 first-round pick in exchange for center Nicky Anosike.

APRIL 11

Added five players in the 2011 WNBA Draft: Selected Maya Moore (1st-overall), Amber Harris (4th-overall) and Kachine Alexander (26th-overall); traded the 13th-overall selection (Jessica Breland) to New York in exchange for the 22nd-overall pick (Angel Robinson) and New York's 2012 second-round pick; traded the 14th-overall selection (Felicia Chester) to Atlanta in exchange for Rachel Jarry (18th-overall pick) and Atlanta's 2012 second-round selection.

APRIL 14

Signed Maya Moore.

APRIL 20

Signed Amber Harris.

JUNE 13

Forward Rebekkah Brunson named the Western Conference Player of the Week. Brunson averaged 14.8 points and 14.0 rebounds en route to four consecutive double-doubles as the Lynx went 3-1.

JUNE 19

Rebekkah Brunson posted her sixth consecutive double-double, matching the WNBA record for consecutive double-doubles to start a season set by Lisa Leslie (2003) and Candace Parker (2010). The performance also broke Nicky Anosike's franchise record of 18 double-doubles.

JULY 6

Forward Rebekkah Brunson named the Western Conference Player of the Month for June, marking the first time in franchise history a Lynx player has earned the honor.

JULY 13

Center Taj McWilliams-Franklin surpassed the 12,000-minute mark for her career, becoming just the fifth player in WNBA history to reach that milestone (Tina Thompson, Katie Smith, Vickie Johnson, Tangela Smith).

JULY 18

Lynx forward Rebekkah Brunson named the Western Conference Player of the Week for games played from July 11-17, her second such honor of the season.



HISTORIC DATES

JULY 20

Guard Seimone Augustus surpassed Katie Smith's franchise record for field goals in a career (1,127).

JULY 23

Lynx players Seimone Augustus, Rebekkah Brunson, Maya Moore and Lindsay Whalen represented the Lynx in the 2011 WNBA All-Star game, marking the fifth time in league history a team has had four or more representatives in an All-Star game.

JULY 25

For the second consecutive week, a Lynx player was named the Western Conference Player of the Week, this time with Seimone Augustus earning the honors.

AUGUST 2

Lynx guard Seimone Augustus named the Western Conference Player of the Month, averaging 19.0 points on 54.9% shooting as the Lynx went 7-1. Lynx forward Maya Moore was also named the WNBA's Rookie of the Month.

AUGUST 7

With a 84-78 victory over the Sparks, Minnesota won its ninth consecutive game, setting a new franchise record for consecutive wins in a season. The win also marked its fifth consecutive road win, also a new franchise record.

AUGUST 9

Lynx guards Seimone Augustus and Lindsay Whalen each surpassed the 3,000-point mark for their careers during a game in Phoenix, becoming the first pair of teammates in WNBA history to surpass the mark during the same game. The game was Augustus' 151st of her career, matching Diana Taurasi for the fastest pace in WNBA history to reach the 3,000 point mark. With the milestone, Whalen became just the sixth player in WNBA history to record 3,000 points, 1,000 rebounds and 1,000 assists in a career.

AUGUST 9

Rookie Maya Moore went a perfect 6-for-6 from three-point range, matching a WNBA record for most three-pointers made in a game without a miss.

AUGUST 20

With a win over Los Angeles, Minnesota clinched its third playoff berth in franchise history. The game was its 26th of the season, the earliest the Lynx have ever clinched a playoff berth.

AUGUST 23

Center Taj McWilliams-Franklin appeared in her 400th career game, becoming just the sixth player in WNBA history to reach the milestone (Vickie Johnson, Ticha Penicheiro, Katie Smith, Tangela Smith, Tina Thompson).

AUGUST 29

Guard Seimone Augustus was named the Western Conference Player of the Week for games played from August 22-28, her third such honor of the season.

SEPTEMBER 1

Guard Lindsay Whalen was named the Western Conference Player of the Month for August, the third difference Lynx player to earn the honor this season. Rookie Maya Moore was named the WNBA's Rookie of the Month for the second consecutive month.

SEPTEMBER 1

Signed forward Rebekkah Brunson to a multi-year contract extension.

SEPTEMBER 8

With a 20 point, 10 assist performance, guard Lindsay Whalen became the first player in WNBA history to record zero turnovers while totaling at least 20 points and 10 assists. Her game was the second 20/10 effort of her career and the second in franchise history.

SEPTEMBER 8

Minnesota won their 14th game at home, setting a franchise record for home wins in a season.

SEPTEMBER 11

With a regular-season ending victory over the Mercury, Minnesota became just the sixth team in league history to win at least 27 games in a season. The win also marked the team's 13th road win of the season, a new franchise record.

SEPTEMBER 13

Lindsay Whalen named the 2011 WNBA Peak Performer for assists. Whalen led the WNBA with in both assists (199) and assists per game (5.9) during the 2011 regular season.

SEPTEMBER 16

Coach Cheryl Reeve named the 2011 WNBA Coach of the Year, becoming the second coach in franchise history to receive the honor (Suzie McConnell Serio, 2004).

SEPTEMBER 16

Rookie Maya Moore named the 2011 WNBA Rookie of the Year, becoming the third Rookie of the Year in franchise history (Betty Lennox, 2004; Seimone Augustus, 2006). Moore led all rookies in points (13.2) while ranking second in rebounds (4.6) and third in assists (2.6).

SEPTEMBER 20

The Lynx won their first playoff series in franchise history, defeating the San Antonio Silver Stars 2-1 in the Western Conference Semi-Finals.

SEPTEMBER 25

Minnesota reached their first ever WNBA Finals, sweeping the Phoenix Mercury in the Western Conference Finals 2-0.

SEPTEMBER 29

Forward Rebekkah Brunson named to the 2011 WNBA All-Defensive First Team.

OCTOBER 5

Guard Seimone Augustus scored a single-game franchise postseason high 36 points on 11-of-14 shooting to lead the Lynx to a 101-95 victory.

OCTOBER 7

Won the first WNBA Title in franchise history, sweeping the Atlanta Dream 3-0. Guard Seimone Augustus was named the 2011 WNBA Finals Most Valuable Player, averaging 24.7 points per game in her first finals appearance.

OCTOBER 11

15,000 fans came out to congratulate the Lynx during their Championship Parade on Nicollet Avenue. 4,500 fans followed the Lynx into Target Center afterward for a Championship Celebration.

2012

JANUARY 23

Re-signed center Taj McWilliams-Franklin.

JANUARY 26

Re-signed center Jessica Adair.

FEBRUARY 2

Acquired Phoenix's 2013 second-round draft pick in exchange for guard Alexis Hornbuckle.

FEBRUARY 8

Re-signed guard Candice Wiggins.

FEBRUARY 13

Signed free agent guard Erin Thorn.

FEBRUARY 28

Acquired Phoenix's 2012 second-round pick (18th overall) in exchange for forward Charde Houston and Minnesota's second-round pick (24th overall).

APRIL 16

Selected six players in the 2012 WNBA Draft, including: Devereaux Peters (3rd-overall), Damiris Dantas (12th-overall), Julie Wojta (18th-overall), Kayla Standish (19th-overall), Nika Baric (20th-overall) and Jacki Gemelos (31st-overall).

MAY 20

A sellout crowd of 12,611 fans attended the season opener against Phoenix to see the team receive their 2012 WNBA Championship rings prior to the game. The crowd was the largest for a home opener in franchise history.

MAY 20

Minnesota defeated the Mercury 105-83, setting a new franchise single-game record with 44 field goals and 58 points in the paint, while the team's 105 points matched the WNBA record for most points in an opener (Sacramento, 2006).

MAY 30

Lindsay Whalen scored 11 points, including the game winning basket with :01.0 remaining to give Minnesota a 79-77 victory over Washington, the sixth buzzer beater in franchise history.

JUNE 1

The Lynx defeated the Sun 85-72 in Connecticut, its first

win at Mohegan Sun Arena since July 22, 2004.

JUNE 6

Minnesota recorded its 200th regular-season victory with a 79-55 win over the Seattle Storm.

JUNE 6

Taj McWilliams-Franklin went 8-for-8 from the floor against Seattle, matching the second-best "perfect night" in franchise history.

JUNE 9

Minnesota shot 56.7% from the floor, its WNBA-record fifth consecutive 50%+ shooting performance of the season.

JUNE 15

The Lynx defeated the Mercury 78-60 in Phoenix, its franchise record 10th consecutive road win, dating from August 18, 2011 to June 15, 2012. The streak was the third longest road winning streak in WNBA history.

JUNE 15

Minnesota's win over Phoenix was also its tenth consecutive to start the season, becoming the first team in WNBA history to open a season 10-0.

JUNE 15

The win also was Minnesota's 13th consecutive, dating back to September 4, 2011. The streak matched the third longest winning streak in WNBA history.

JUNE 21

The 32-point victory over the New York Liberty (102-70) represents the second largest margin of victory in franchise history. Previously, the Lynx beat Los Angeles 114-71 on May 31, 2006 at Target Center.

JUNE 27

With a 96-80 win over Phoenix, Minnesota became only the second team in WNBA history to begin a season 13-1.

JUNE 27

Seimone Augustus made her eighth consecutive three-point during the game against Phoenix, tying the club record set by Svetlana Abrosimova in 2005.

JULY 9

Signed forward Julie Wojta to a seven-day contract.

JULY 10

Minnesota shot 69.5% from the floor against Tulsa, setting a new WNBA record for single-game field goal percentage. The game also marked the highest two-team field goal percentage in WNBA history, with Minnesota and Tulsa combining to shoot 58.5%.

JULY 12

A sellout crowd of 15,318 fans showed up for Minnesota's annual camp day game, the second largest crowd in franchise history.

JULY 12

Maya Moore scored 28 points against the Tulsa, including setting a new franchise record for points in a quarter with



HISTORIC DATES

19 in the second frame. Moore finished the game 11-of-12 from the free throw line, establishing career highs in both free throws made and attempted.

AUGUST 11

Lynx Olympians Seimone Augustus, Maya Moore and Lindsay Whalen help lead Team USA to its fifth consecutive Olympic gold medal.

AUGUST 17

Waived guard/forward Julie Wojta.

AUGUST 19

Lindsay Whalen dished out four assists, surpassing Katie Smith to become the all-time franchise leader in assists.

AUGUST 19

Minnesota held Tulsa to just 20 second half points, the lowest total for an opponent in any half against the Lynx since 2005. The win over Tulsa clinched Minnesota's second consecutive playoff spot.

AUGUST 20

Maya Moore was named Western Conference Player of the Week for games played August 16 through August 19, the first such honor of her career.

AUGUST 21

Minnesota recorded 27 assists against the Seattle Storm, setting a new WNBA record for most consecutive games with 20+ assists (Phoenix put together six in a row on three occasions). The streak began for the Lynx on July 5 at Los Angeles.

AUGUST 23

The WNBA announced that Maya Moore remained the league's most popular selling jersey for the second consecutive year, while Minnesota remained the league's top selling merchandise.

AUGUST 28

Minnesota became the first team in the league to reach the 20-win plateau.

AUGUST 28

Minnesota grabbed a club-record 52 boards against San Antonio, finishing with a +21 rebounding advantage, the third 20+ margin in franchise history. In the game, Taj McWilliams-Franklin surpassed Yolanda Griffith to become the WNBA all-time leader in offensive rebounds. Rebekkah Brunson also grabbed a franchise record and career-high with 20 rebounds, becoming the 15th player in WNBA history to grab 20+ boards in a game.

AUGUST 31

Seimone Augustus matched a career-high with nine rebounds in a win over Tulsa.

SEPTEMBER 4

Augustus drained a career-high six three-pointers leading to 23 points in a win over Los Angeles, surpassing Katie Smith (3,605) as the leading scorer in franchise history.

SEPTEMBER 4

Maya Moore swiped a career-high seven steals, matching a franchise record for steals in a game.

SEPTEMBER 7

Minnesota came back from 25 points down against Atlanta, setting a new franchise record and matching the WNBA record for largest comeback in league history (Detroit, 2005).

SEPTEMBER 7

Maya Moore grabbed a career-high 12 rebounds, posting her sixth double-double of the season.

SEPTEMBER 7

Rebekkah Brunson grabbed a career-high 10 offensive rebounds against Atlanta.

SEPTEMBER 9

Lindsay Whalen handed out the 1,500th assist of her career, the fourth player in WNBA history to reach the plateau.

SEPTEMBER 10

Maya Moore was named the Western Conference Player of the Week, her second such honor of the season. During the week, Moore averaged 21.3 points, 11.0 rebounds, 4.0 steals and 3.3 steals per game.

SEPTEMBER 14

Lindsay Whalen hit a fade-away jumper with 1.6 seconds remaining to give Minnesota a 66-64 win over Indiana, marking her second buzzer beater of the season and seventh in franchise history.

SEPTEMBER 14

Taj McWilliams-Franklin grabbed five rebounds, including the 3000th of her career, in Minnesota's win over Indiana.

SEPTEMBER 17

Maya Moore scored a career-high 29 points in a win against Indiana, including matching a WNBA-record with three-pointers in a quarter by draining five treys in the third frame.

SEPTEMBER 20

Taj McWilliams-Franklin surpassed the 5000-point plateau for her career to become just the second player in league history to record 5000 points and 3000 rebounds in a career.

SEPTEMBER 23

Maya Moore scored 11 points, surpassing the 1000-point plateau in her career.

SEPTEMBER 23

Despite losing to San Antonio, Minnesota finished the regular season matching a franchise record with 27 wins. The Lynx finished the season setting new WNBA records in rebounding margin (+6.9) and assists per game (20.8).

SEPTEMBER 23

Minnesota finished the regular season shooting .4729 percent from the floor, the second highest field goal percentage in WNBA history (.4733 by Phoenix in 2010).

SEPTEMBER 24

Lindsay Whalen was named the WNBA Peak Performer for

assists, the second consecutive year she has earned the honor. Whalen finished the year averaging a league-best 5.39 assists per game

OCTOBER 2

Behind a game-high 21 points from Seimone Augustus, the Lynx finish off a 2-1 series win over the Seattle Storm to advance to the Western Conference Finals for the second consecutive season.

OCTOBER 7

Augustus leads the Lynx with 21 points in Game 2 of the Western Conference Finals to help Minnesota sweep the Sparks.

OCTOBER 17

Trailing by seven after one, Minnesota outscores the Fever by 19 over the next three quarters to even the WNBA Finals at 1-1. Augustus scored a team-high 27, while Maya Moore added 23.

OCTOBER 21

Despite 22 points from Lindsay Whalen, Indiana defeats Minnesota 87-78 to close out the WNBA Finals, 3-1.

DECEMBER 5

Re-signed head coach Cheryl Reeve to a multi-year contract extension.

2013

MARCH 1

In three-team trade, traded Candice Wiggins to Tulsa in exchange for forward/center Janel McCarville from New York and Tulsa's 2014 second-round pick.

APRIL 15

Selected four players in the 2013 WNBA Draft, including: Lindsey Moore (12th overall), Ta'Shauna Rodgers (14th overall), Janeesa Jeffery (24th overall) and Waltiea Rolle (36th overall).

JUNE 1

Former Golden Gopher Janel McCarville made her Lynx debut in Minnesota's season opener with a 90-74 victory over Connecticut.

JUNE 6

Minnesota assisted on 30 of 36 baskets to match a franchise single-game record in assists in its 99-79 win over the Phoenix Mercury. The team also equaled a franchise single-game record for fewest turnovers (6).

JUNE 10

Forward Rebekkah Brunson was named Player of the Week by the league, the fourth honor of her career. She averaged 12.5 points (on 66.7% shooting) and 13.5 rebounds per game during the week.

JUNE 19

Maya Moore grabbed a career-high 16 rebounds in Minnesota's win over Phoenix, posting a then-season-high 26 points for the first 25+ point/15+ rebound effort

in franchise history.

JUNE 23

The Lynx starting five (Whalen, Augustus, Moore, Brunson, McCarville) contributed 82 points on 64.4% (29-for-45) shooting in Minnesota's 88-79 win over Tulsa.

JUNE 23

Seimone Augustus posted a then-season-high 22 points for her third 20+ effort of the season and club-record 91st of her WNBA career.

JUNE 28

Lynx guard Lindsay Whalen was nominated for the 2013 ESPYs in the category of "Best WNBA Player."

JUNE 28

The Lynx posted a final 24-point margin (88-64) over Los Angeles for the Lynx' largest victory of the season and their biggest vs. Los Angeles since an 83-58 home triumph on June 16, 2007. Devereaux Peters contributed a season-high 14 points and team-best nine rebounds.

JULY 7

The Lynx defeated the Phoenix Mercury 91-59, the 32-point spread matched the second-largest winning margin in club history and their biggest ever against the Mercury.

JULY 9

Monica Wright made her first start of 2013 for an injured Seimone Augustus, scoring a season-high 22 point. She finished 7-for-10 from the floor and hit all eight of her FT attempts en route to the sixth 20+ point effort of her career.

JULY 11

Monica Wright pulled down a career-high nine rebounds in a career-best 39 minutes in the Lynx' 69-62 win over Indiana.

JULY 13

Lindsay Whalen finished with 25 points and 11 assists to become the first player in WNBA history to register two 25+ point, 10+ assist games in a career.

JULY 13

Rebekkah Brunson notched 17 points and 12 rebounds at Tulsa, her sixth double-double of the year and club-record 35th in a Lynx uniform.

JULY 18

Seimone Augustus and Maya Moore were voted in by fans to the starting lineup for the 2013 Western Conference All-Star team.

JULY 24

A franchise-record crowd of 16,404 showed up to celebrate Minnesota's 12th annual camp day, surpassing the previous mark of 16,227 set vs. Connecticut on July 14, 2003.

JULY 25

Seimone Augustus, Maya Moore, Lindsay Whalen, Rebekkah Brunson and the entire Lynx coaching staff headed to Connecticut for the 2013 WNBA All-Star Game. It was the second time in club history the Lynx have had



HISTORIC DATES

four All-Star representatives and just the sixth time in WNBA history a team has send four or more All-Stars.

AUGUST 2

The Lynx shot 53.5% (38-for-71) from the floor against San Antonio their then-second-highest percentage of the season (54.8% at Tulsa, July 13) and the seventh time they've hit 50%+ overall.

AUGUST 4

The Lynx forced 21 turnovers leading to 27 points in their 18-point victory over the Seattle Storm. The 21 turnovers equaled the most forced by Minnesota this season. The win was Minnesota's 10th consecutive, the longest winning streak in the WNBA this season and third longest in club-history.

AUGUST 12

The Lynx shot a season-high 57.8% in their victory over Indiana, their best single-game percentage ever at Target Center. Janel McCarville chipped in a season-high 12 points to help defeat the Fever.

AUGUST 31

Rachel Jarry posted a season-high 14 points and Monica Wright had a career-high seven assists and game-high six rebounds in the Lynx 97-74 win over Seattle.

SEPTEMBER 4

Maya Moore was named Western Conference Player of the Month of August, the first such honor of her career. Moore tallied 21.6 ppg, 6.3 rpg, 2.9 apg and 2.08 spg, while hitting 56.7% from the floor, including 50% (30-for-60) from beyond the arc. She is the fourth Lynx player in history to earn the monthly honor.

SEPTEMBER 4

Lindsay Whalen dealt a career-high and club-recording 14 assists, her fourth double-digit assist night of the season. Her previous career single-game best was 13 assists, set during her rookie year with Connecticut (June 27, 2004).

SEPTEMBER 6

The Lynx signed guard Lindsay Whalen to a multi-year contract extension.

SEPTEMBER 10

Minnesota clinched the first overall seed in the Western Conference and homecourt advantage throughout the Western Conference playoffs for the third consecutive season with its 73-60 win over Seattle. The win also marked Minnesota's third straight 25 win season, joining Houston (1998-2000) and Los Angeles (2000-02) as the only teams in WNBA history to string together three consecutive 25+ win seasons.

SEPTEMBER 13

The Lynx signed guard Seimone Augustus to a multi-year contract extension.

SEPTEMBER 14

Minnesota wrapped up its regular season with a 79-66 win over Chicago, securing the best record in the WNBA

for the third consecutive season. Lindsay Whalen scored a game-high 23 points, while Maya Moore added with 22 points, 11 rebounds and six assists, her fourth double-double of the season and fourth career 20+ point/10+ rebound/5+ assist game.

SEPTEMBER 15

Maya Moore became the first player in WNBA history to finish the season as the league leader in both made three-pointers (72) and three-point percentage (.453). She also set the new single-season franchise record for three-point accuracy, surpassing Svetlana Abrosimova's previous mark (.446).

SEPTEMBER 14

The Lynx completed their 15th WNBA season with the league's best record for the third consecutive regular season campaign, the Lynx (26-8) became just the third team in league history to string together three consecutive 25+ seasons (Houston, 1998-00; Los Angeles, 2000-02).

OCTOBER 6

Minnesota became just the fourth team in WNBA history to reach the WNBA finals in three consecutive seasons (Houston, 1997-2000; Detroit, 2006-08).

OCTOBER 8

Minnesota finished the postseason 4-0 at home, improving to a WNBA-record 14-2 (.875) at Target Center in franchise postseason history, which stands as the best home winning percentage in WNBA postseason history.

OCTOBER 10

Won the second WNBA Title in franchise history, sweeping the Atlanta Dream 3-0. Forward Maya Moore was named the 2013 WNBA Finals Most Valuable Player, averaging 20.0 points per game in her third finals appearance.

DECEMBER 5

Re-signed head coach Cheryl Reeve to a multi-year contract extension.

2014

JANUARY 13

USA Basketball named Seimone Augustus, Lindsay Whalen, Maya Moore and Monica Wright to the 2014-16 USA Basketball Women's National Team pool.

FEBRUARY 4

The Minnesota Timberwolves and Lynx announced a plan to open a new practice facility across the street from Target Center in Block E. In addition to the practice facility, the teams are partnering with Mayo Clinic, who will operate a sports medicine clinic adjacent to the practice space.

MARCH 17

Minnesota Lynx announced a multi-year partnership with Mayo Clinic that includes marquee placement on the team's home and away jerseys.

MARCH 20

Re-signed center Janel McCarville to a multi-year contract.

APRIL 14

Selected four players in the 2014 WNBA Draft, including: Tricia Liston (12th overall), Asya Bussie (15th overall), Christina Foggie (24th overall) and Asia Taylor (36th overall).

APRIL 23

The WNBA announced the first-ever WNBA Preseason Tournament 2014, featuring the defending champion Minnesota Lynx, Chicago Sky, Indiana Fever and Phoenix Mercury, will tip off on Friday May 9 at the HP Field House at ESPN Wide World of Sports Complex at Walt Disney World near Orlando, FL.

MAY 9

Defeated Phoenix, 72-64 in the opening game of the first ever WNBA Preseason Tournament at the ESPN Wide World of Sports Complex in Orlando, FL. Tan White scored 16 points in the victory.

MAY 11

Won the championship of the WNBA Preseason Tournament by defeating the Chicago Sky, 76-69. Rookie forward Asia Taylor scored 18 points and Maya Moore added 16 in the win.

MAY 16

Maya Moore scored 34 points in a 89-77 Lynx win over the Washington Mystics in the 2014 regular season opener. Damiris Dantas had 12 points and 5 assists in the win, becoming the second player in WNBA history with 10+ rebounds and 5+ assists in her debut.

MAY 18

The Lynx received their 2013 championship rings and defeated the Connecticut Sun, 90-87 in overtime. Seimone Augustus hit the game-tying shot with 2.3 seconds left in regulation and Lindsay Whalen scored 10 of her 17 points in overtime to lead the Lynx to victory.

MAY 18

Maya Moore scored 33 points and had 12 rebounds in the home opening win over Connecticut. It was the first 30/10 game in Lynx history.

MAY 24

Maya Moore led the Lynx with a game-high 30 points in a 87-82 victory over the New York Liberty. It was a WNBA record fourth-straight 30+ point game for Moore. She also produced the then-most prolific scoring stretch in league history, amassing 135 points in the first four games of the season.

MAY 26

Janel McCarville pulls down 12 rebounds for Minnesota in a 77-72 victory over the Chicago Sky. The 12 rebounds are a high for McCarville in a Lynx uniform and one short of her career high.

MAY 27

Maya Moore is named WNBA Western Conference Player of the Week for the sixth time in her career. Moore averaged 33.8 points per game through the first week of play and scored 30+ points in every game.

MAY 30

Damiris Dantas scored a career-high 17 points in an 88-70 victory over San Antonio. The 6'4" forward shot 7-of-10 from the field and made her first career three-pointer.

JUNE 1

The 87-79 victory over San Antonio marked head coach Cheryl Reeve's 100th win in her tenure with Minnesota. Her winning percentage is (100-43, 69.9%) is ranked first in WNBA history. Tan White scored 17 points in the win, her high point total in a Lynx uniform.

JUNE 2

Lindsay Whalen is named Western Conference Player of the Week. Whalen averaged 18 points and seven assists per game in the week and didn't commit a turnover. The award is Whalen's second with the Lynx and sixth in her career.

JUNE 4

The Western Conference Player of the Month Award for May went to Maya Moore. It was her third consecutive Player of the Month award dating back to the 2013 season. Moore averaged 29.2 points per game in May.

JUNE 8

Minnesota defeats Los Angeles 85-72 to win at the Staples Center for the first time since August 7, 2011. The victory matched a five-game regular season losing streak in LA. The Lynx limited the Sparks to 37.7% shooting, a defensive season-best.

JUNE 8

With 26 points against the Sparks, Seimone Augustus registered her 100th career 20+ point game. She is the Lynx franchise leader in 20+ point games. Damiris Dantas recorded 15 points and 11 rebounds which marked her first career double-double.

JUNE 12

The Lynx are honored at the White House by President Barack Obama for their 2013 WNBA Championship. It marked the second time the Lynx have been honored by the President (2012).

JUNE 15

Minnesota's bench scored a season-high 30 points in the team's 80-72 loss to the Mercury. Tan White scored 13 points and Asia Taylor added nine for the Lynx reserves.

JUNE 17

Minnesota took down Los Angeles at the Staples Center, 94-77. The win was the Lynx's second of the year in LA, the first time they've won two games in Los Angeles in the same year in franchise history. Minnesota also shot 63.8% from the field in the game, the second-highest mark in franchise history. Maya Moore's 31 points marked her fifth 30+ point game of the season and Tricia Liston scored a career-high nine points.

JUNE 18

Minnesota committed a franchise-record low six turnovers



HISTORIC DATES

in a 92-79 loss to Phoenix. The Lynx have set that mark on four occasions.

JUNE 20

Minnesota surpassed the two-million fan plateau when they drew 8,813 fans for their game against Washington. The Lynx passed the one-million fan plateau on May 20, 2007 against Sacramento.

JUNE 29

Janel McCarville scored 22 points in a 74-69 victory over the Seattle Storm. The 22 points marked McCarville's highest point total in a Lynx uniform. Maya Moore also blocked a career-high four shots in the victory.

JULY 3

Starting for the injured Seimone Augustus, Monica Wright scored a season-high 17 points in the Lynx win over the Stars. Devereaux Peters set a career-high with five steals.

JULY 8

Maya Moore was named a starter for the 2014 Boost Mobile WNBA All-Star Game. Moore led all players in votes and it marked her third time being voted an All-Star starter.

JULY 8

Maya Moore scored 30 points in the win over Los Angeles, her seventh 30+ point game of the season. It marked her 7th 30+ point effort of the season, breaking Seimone Augustus' club record of six (2006).

JULY 10

With 33 points and 11 rebounds against the Shock, Maya Moore broke Rebekkah Brunson's franchise-record for 20+ point/10+ rebound games in team history. Lindsay Whalen added 21 points and 10 assists, marking the 20th time in franchise history that teammates have recorded double-doubles in the same game.

JULY 14

Maya Moore was named Western Conference Player of the Week.

JULY 15

Lindsay Whalen and Seimone Augustus were named reserves for the Western Conference for the 2014 All-Star Game. The Lynx coaching staff of Cheryl Reeve, Jim Peterson and Shelly Patterson also were chosen to coach the Western Conference.

JULY 16

The Lynx saw a franchise-record 16,413 fans watch them take down the Tulsa Shock on the team's annual "Camp Day" and Maya Moore scored 32 points to lead all scorers.

JULY 21

Maya Moore was named Western Conference Player of the Week for the third time in 2014 after scoring 32 points in her lone game of the week.

JULY 22

Maya Moore scored a franchise-record and career-high 48 points in a double-overtime win over the Atlanta Dream.

Moore's point total is the second-highest in WNBA history. Rebekkah Brunson returned from injury and scored 17 points and added 12 rebounds in her first action of the season.

JULY 24

Minnesota clinched a playoff spot due to Seattle's loss to New York. It marks the fourth straight year that the Lynx will be competing in the postseason.

JULY 25

Minnesota's game over San Antonio marked the first time all season that the starting lineup of Lindsay Whalen, Seimone Augustus, Maya Moore, Rebekkah Brunson and Janel McCarville was used. All five starters scored in double-figures in the win.

JULY 27

The Lynx defeated Connecticut to clinch home court advantage in the Western Conference Semi-finals.

JULY 28

Maya Moore was named Western Conference Player of the Week for the third-consecutive week and fourth time on the season.

JULY 31

Minnesota defeated Phoenix, 75-67, snapping the Mercury's franchise-record 16-game winning streak.

AUGUST 2

Maya Moore became the third player in WNBA history with multiple 40-point games in a season when she scored 40 in a win over the Tulsa Shock. The game was also Moore's 11th 30+ point game of the season, setting the WNBA record for that feat. Seimone Augustus scored 26 points for the Lynx, her 101st career 20+ point game.

AUGUST 4

For the WNBA-record fourth consecutive week, Maya Moore is named Western Conference Player of the Week.

AUGUST 5

Maya Moore was named Western Conference Player of the Month for the month of July. It is the second Player of the Month honor for Moore, who also was named for May.

AUGUST 5

Minnesota completed their second-biggest comeback of the season when Seimone Augustus hit a buzzer-beater to defeat the Indiana Fever. The Lynx were down by 15 points at one time. The win marked the ninth-largest comeback in franchise history.

AUGUST 7

Minnesota took down Chicago for their 11th consecutive win, marking the second-longest winning streak in franchise history.

AUGUST 12

With 20 points in a loss to L.A., Maya Moore broke Seimone Augustus' record for most points in a season with 773 points.

AUGUST 15

Rebekkah Brunson became the franchise-leader in offensive rebounds, pulling down her 436th offensive board in a Lynx uniform in Minnesota's loss to San Antonio.

AUGUST 16

Signed Rebekkah Brunson to a multi-year contract extension.

AUGUST 16

With an 80-63 victory over Tulsa in the regular season finale, Minnesota became the first team in WNBA history to record four-consecutive 25+ win seasons. The Lynx finished the regular season with a 25-9 record.

2015

MAY 7

Re-signed forward Maya Moore to a four-year contract.

JUNE 27

Rebekkah Brunson jumped DeLisha Milton-Jones for fifth place on the WNBA's all-time rebounding chart. She finished the game against Phoenix with a game-high 13 rebound and knocked down her second-career three-pointer, her first since 2013.

JUNE 30

Guard Lindsay Whalen is named Western Conference Player of the Week for games played Monday, June 2 through Sunday, June 28. The award was Whalen's third with the Lynx and seventh of her career.

JULY 14

Maya Moore and Seimone Augustus are named All Stars for the Boost Mobile WNBA All-Star 2015.

JULY 13

Maya Moore is named Western Conference Player of the Week for games played Monday, July 6 through Sunday, July 13. The award is Moore's first of the season and 11th of her career.

JULY 20

Acquired guard Renee Montgomery and a 2nd-round pick in the 2016 WNBA Draft from Seattle in exchange for guard Monica Wright.

JULY 20

Maya Moore was named Western Conference Player of the Week for games played Monday, July 13 – Sunday, July 19. The award is Moore's second of the season and 12th of her career.

JULY 21

Lindsay Whalen is named a reserve in the Boost Mobile WNBA All-Star 2015. Though she did not play, it would have been Whalen's fifth career All-Star appearance.

JULY 25

Maya Moore was named MVP of the Boost Mobile WNBA All-Star 2015 after tallying an All Star Game-record 30 points, six boards and five assists.

JULY 27

Acquired center Sylvia Fowles along with a 2nd-round pick in the 2016 WNBA Draft from Chicago in a three-team trade that sent forward Damiris Dantas, forward Reshanda Gray and a 1st-round pick in the 2016 WNBA Draft to Atlanta.

JULY 29

Renee Montgomery exceeded the 5000-minute plateau for her WNBA career against Los Angeles.

AUGUST 3

Maya Moore is named Western Conference Player of the Week for games played Monday, July 27 through Sunday, August 2. The award is Moore's third of the season and 13th of her career.

AUGUST 4

Maya Moore was named Western Conference Player of the Month for the month of July after averaging 25.8 ppg, 8.8 rpg and 4.1 apg throughout July. The award is Moore's sixth of her career and marks the ninth time a Lynx player has earned the honor.

AUGUST 4

Maya Moore ends her streak of 11 games with 20+ points in the match against Los Angeles. The streak was the second-longest such run in WNBA history, tied with Cynthia Cooper.

AUGUST 9

Sylvia Fowles scored her 3000th point versus Los Angeles.

AUGUST 9

Maya Moore pulled down her 1000th career rebound against Los Angeles.

AUGUST 9

Lindsay Whalen (4,791) moved past Seimone Augustus (4,784) for 16th place on the WNBA's all-time scoring record.

AUGUST 11

Re-signed forward Shae Kelley for the rest of the season.

AUGUST 11

Lindsay Whalen dealt her 2000th career assist, becoming the third player in WNBA history to reach the mark. She is third to only Ticha Penicherio (2,599) and Sue Bird (2,179).

AUGUST 11

The Minnesota Lynx clinch their fifth-consecutive trip to the WNBA playoffs with an 83-76 victory over San Antonio.

AUGUST 11

Maya Moore posted her second 30+ point game of the season, marking her 16th 30+ game of her career which marks the most 30+ point games by an individual in Lynx history (Seimone Augustus 13, Katie Smith 12).

AUGUST 17

Maya Moore was named the Western Conference Player of the Week for games played August 10 through August 16. The award was her fourth of the season.



HISTORIC DATES

AUGUST 19

Rebekkah Brunson the contest with 12 points and 11 rebounds for her sixth double-double of the season and 75th of her career to tied for eighth place on the WNBA's all-time list with Chamique Holdsclaw.

AUGUST 21

Rebekkah Brunson picked up her 250th career blocked shot against San Antonio.

AUGUST 23

Devereaux Peters exceeds the 500-point mark in the match against Phoenix.

AUGUST 30

Sylvia Fowles reached 200 WNBA career games.

AUGUST 30

The Minnesota Lynx collected their 20th win of the 2015 season, making their fifth-consecutive season with 20 wins.

AUGUST 30

With the victory over Phoenix, the Lynx put together 125 wins over the last five seasons, ranking second in WNBA history.

SEPTEMBER 2

Signed free-agent guard Kalana Greene for the rest of the season.

SEPTEMBER 4

Sylvia Fowles and Rebekkah Brunson both posted double-doubles, marking 27th time in club history, including fifth in the 2015 season, two players have accomplished that feat in the same contest.

SEPTEMBER 4

The match against Indiana marked the first time in the 2015 season that all five starters scored in double figures in the same game.

SEPTEMBER 4

Rebekkah Brunson chipped in 14 points (7-for-10) and grabbed 11 rebounds for her seventh double-double of the season and 76th of her career to tie with Lauren Jackson for seventh place on the WNBA's all-time list for career double-doubles.

SEPTEMBER 6

Rebekkah Brunson grabbed her 1000th career offensive rebound, joining Taj McWilliams-Franklin and Yolanda Griffith as the only players in WNBA history to reach that plateau.

SEPTEMBER 11

Renee Montgomery ties Katie Smith's WNBA record for games played in a season with 36.

SEPTEMBER 11

After not starting in the game against Seattle, Maya Moore ends her 169-game streak for consecutive games played. The streak is the second-longest such run in franchise history following Nicole Ohlde who started 170 consecutive games.

2016

APRIL 17

Seimone Augustus, Lindsay Whalen, Maya Moore and Sylvia Fowles are named to the 2016 U.S. Olympic Women's Basketball Team to compete at the 2016 Olympic Games in Rio de Janeiro, Brazil.

MAY 14

In front of a nationally televised audience, the 2015 WNBA Champion Minnesota Lynx receive their championship rings on their way to a 95-76 victory over the Phoenix Mercury.

MAY 14

Janel McCarville credited with her 500th career assist versus Phoenix.

MAY 18

Led by Sylvia Fowles' season-high 24 points and 13 rebounds, the Minnesota Lynx beat the Chicago Sky 97-80.

MAY 18

Maya Moore is named Western Conference Player of the Week for the games played May 14-May 22. The award is Moore's first of the season and 15th of her career.

MAY 31

Lindsay Whalen reached 400 WNBA career games.

JUNE 2

Maya Moore was named Western Conference Player of the Month for the month of May after averaging 22.3 ppg and 5.3 apg. The award is Moore's seventh of her career, the most since the award's inception in 2010.

JUNE 4

Natasha Howard surpassed the 1000-minute mark in the Lynx 80-63 win over the Dallas Wings.

JUNE 6

Maya Moore is named Western Conference Player of the Week for the games played May 30- June 5. The award is Moore's second of the season and 16th of her career.

JUNE 14

Jia Perkins passed Taj McWilliams-Franklin (580) for 6th on the league's all-time steal list. She finished tied with a game-high two steals.

JUNE 21

The Minnesota Lynx set the all-time WNBA record for most consecutive games won to begin a season after a thrilling 72-69 victory over the Los Angeles Sparks.

JUNE 21

Maya Moore, Lindsay Whalen and Seimone Augustus are

named to the WNBA's Top 20 greatest and most influential players in its history.

JUNE 27

The 2015 WNBA Champions visit President Barack Obama and the White House for the third time in franchise history.

JULY 7

Natasha Howard exceeds the 500-point mark in the matchup at the Connecticut Sun.

JULY 7

Maya Moore poured in 38 of her season-high 40 points after halftime in the matchup at Connecticut; it's her WNBA-record-tying third career 40+ night and the 20th time she's scored 30+ points.

JULY 7

Lindsay Whalen scored her 5000th career point at Connecticut, becoming the first player in WNBA history with 5000+ points, 2000+ assists and 1500+ rebounds.

JULY 9

Re-signed forward Bashaara Graves to a second seven-day contract.

JULY 11

Maya Moore is named Western Conference Player of the Week for the games played July 4-July 10. The award is Moore's third of the season and 17th of her career.

JULY 15

Seimone Augustus grabbed her 1000th rebound versus New York.

JULY 15

Renee Montgomery scored her 2500th career point. The game was also the 250th of her career.

JULY 15

Maya Moore earned her second ESPY award, winning the vote over Elena Delle Donne, Angel McCoughtry, Tina Charles and DeWanna Bonner.

JULY 17

Seimone Augustus scored her 5000th point at Dallas.

JULY 20

The Minnesota Lynx collected their 20th victory of the season in an 83-65 victory over the Atlanta Dream. This marks the sixth-consecutive season with 20 wins.

JULY 21

The Minnesota Lynx announced that the Xcel Energy Center will be the team's venue for home games during the 2017 season.

JULY 25

The Minnesota Lynx officially clinch a playoff spot for the 2016 WNBA playoffs.

AUGUST 20

As members of Team USA Seimone Augustus, Sylvia Fowles, Maya Moore and Lindsay Whalen defeat Anna Cruz and Team Spain in the Gold Medal Game 101-72.

AUGUST 28

Rebekkah Brunson grabbed her 1062nd offensive rebound to become the WNBA's all-time leader in offensive rebounds passing Taj McWilliams-Franklin.

SEPTEMBER 2

Maya Moore makes a career-high 12 free throws in the Lynx 75-69 victory over the Washington Mystics.

SEPTEMBER 4

Rebekkah Brunson swiped her 400th career steal versus Connecticut.

SEPTEMBER 6

Janel McCarville went over the 6000-career-minute mark in the matchup at L.A.

SEPTEMBER 11

Maya Moore played in her 200th career game in the match at San Antonio.

SEPTEMBER 20

Maya Moore was named Western Conference Players of the Month for the month of September. The award was her second Western Conference Player of the Month of the season and eighth of her career.



ROAR

RECORDS



INDIVIDUAL RECORDS

MOST POINTS

| | | |
|-----------|-------|------------------|
| Career: | 5,131 | Seimone Augustus |
| Season: | 812 | Maya Moore |
| Game: | 48 | Maya Moore |
| | 40 | Katie Smith |
| | | Maya Moore |
| Half: | 31 | Maya Moore |
| Quarter: | 19 | Maya Moore |
| | | Maya Moore |
| Overtime: | 10 | Lindsay Whalen |
| | | Lindsay Whalen |

MOST FIELD GOALS MADE

| | | |
|-----------|-------|-------------------------------|
| Career: | 2,077 | Seimone Augustus |
| Season: | 296 | Seimone Augustus |
| Game: | 16 | Seimone Augustus |
| | | Maya Moore |
| Half: | 12 | Maya Moore |
| Quarter: | 7 | Most recently: Maya Moore |
| Overtime: | 3 | Most recently: Lindsay Whalen |

MOST CONSECUTIVE FIELD GOALS MADE

13 Charde Houston

MOST FIELD GOALS ATTEMPTED

| | | |
|-----------|-------|---------------------|
| Career: | 4,308 | Seimone Augustus |
| Season: | 620 | Seimone Augustus |
| Game: | 32 | Maya Moore |
| | 28 | Seimone Augustus |
| | | Maya Moore |
| Half: | 19 | Maya Moore |
| Quarter: | 12 | Maya Moore |
| Overtime: | 6 | Betty Lennox |
| | | Svetlana Abrosimova |

HIGHEST FIELD-GOAL PERCENTAGE

| | | |
|----------|-------|-------------------------------------|
| Career: | .560 | (285-509) Sylvia Fowles |
| Season: | .668 | (129-193) Tamika Williams |
| Game: | 1.000 | (11-11) Seimone Augustus |
| Half: | 1.000 | (8-8) Most recently: Lindsay Whalen |
| Quarter: | 1.000 | (7-7) Maya Moore |

MOST THREE-POINT FIELD GOALS MADE

| | | |
|-----------|-----|---------------------------|
| Career: | 460 | Katie Smith |
| Season: | 88 | Katie Smith |
| Game: | 7 | Katie Smith |
| | | Maya Moore |
| Half: | 5 | Most recently: Maya Moore |
| Quarter: | 5 | Maya Moore |
| | | Maya Moore |
| Overtime: | 2 | Lindsay Whalen |

2014
 vs. Atlanta, 7/22/14 (2OT)
 @ Detroit, 6/17/01;
 @ Tulsa, 8/2/14
 @ Connecticut (2nd), 7/7/16
 vs. Tulsa (2nd), 7/12/12;
 @ Tulsa (1st), 5/23/14
 vs. Connecticut, 8/3/10;
 vs. Connecticut, 5/18/14

2007
 @ Sacramento, 7/29/07;
 vs. Atlanta, 7/22/14 (2OT)
 @ Tulsa (2nd), 7/19/15
 @ Tulsa (3rd), 7/19/15
 vs. Connecticut, 5/18/14

6/6/09 to 6/7/09

2006
 vs. Connecticut, 7/22/15 (OT)
 vs. New York, 6/24/06;
 vs. Phoenix, 8/30/15
 vs. Connecticut (2nd), 7/22/15
 vs. Connecticut (4th), 7/22/15
 vs. Utah, 5/25/02;
 vs. Detroit, 8/23/03

2003
 @ Los Angeles, 6/8/07
 vs. Washington (1st), 8/30/11
 @ Los Angeles (3rd), 6/17/14

2000
 @ Seattle, 6/14/03;
 vs. Atlanta, 7/22/14 (2OT)
 vs. Los Angeles (2nd), 6/24/16
 vs. Indiana (3rd), 9/17/12;
 vs. Los Angeles (3rd), 6/24/16
 vs. San Antonio, 8/28/12

MOST CONSECUTIVE THREE-POINT FIELD GOALS MADE

8 Svetlana Abrosimova
 Seimone Augustus
 6/30/05 to 7/15/05;
 6/17/12 to 6/27/12

MOST CONSECUTIVE GAMES WITH A THREE-POINT FIELD GOAL

32 Katie Smith
 7/31/02 to 8/2/03

MOST THREE-POINT FIELD GOALS ATTEMPTED

| | | |
|----------|-------|---------------------------|
| Career: | 1,239 | Katie Smith |
| Season: | 240 | Katie Smith |
| Game: | 14 | Maya Moore |
| Half: | 9 | Most recently: Maya Moore |
| Quarter: | 9 | Amber Jacobs |
| | | 2001 |
| | | @ Chicago, 7/10/15 |
| | | @ Chicago (2nd), 7/10/15 |
| | | vs. Phoenix (4th), 7/3/07 |

HIGHEST THREE-POINT FIELD-GOAL PERCENTAGE

| | | |
|---------|-------|-------------------------|
| Career: | .398 | (68-171) Roneeka Hodges |
| Season: | .453 | (72-159) Maya Moore |
| Game: | 1.000 | (6-6) Maya Moore |
| | | 2013 |
| | | @ Phoenix, 8/9/11 |

MOST FREE THROWS MADE

| | | |
|-----------|-----|------------------------------|
| Career: | 891 | Katie Smith |
| Season: | 246 | Katie Smith |
| Game: | 18 | Katie Smith |
| | 14 | Katie Smith |
| | | Seimone Augustus |
| Half: | 12 | Katie Smith |
| | | Seimone Augustus |
| Quarter: | 9 | Most recently: Maya Moore |
| Overtime: | 6 | Lindsay Whalen |
| | | 2001 |
| | | @ Los Angeles, 7/8/01 (OT) |
| | | @ Miami, 6/10/00; |
| | | vs. San Antonio, 7/9/06 |
| | | @ Miami (2nd), 6/10/00; |
| | | @ Sacramento (2nd), 8/10/06 |
| | | vs. Washington (4th), 9/2/16 |
| | | Lindsay Whalen |

MOST CONSECUTIVE FREE THROWS MADE

44 Candice Wiggins
 9/9/09 to 6/22/10

MOST FREE THROWS ATTEMPTED

| | | |
|-----------|-------|------------------------------|
| Career: | 1,039 | Katie Smith |
| Season: | 275 | Katie Smith |
| Game: | 19 | Katie Smith |
| | 18 | Sylvia Fowles |
| Half: | 14 | Katie Smith |
| Quarter: | 10 | Most recently: Maya Moore |
| Overtime: | 6 | Rebekkah Brunson |
| | | Lindsay Whalen |
| | | 2001 |
| | | @ Los Angeles, 7/8/01 (OT) |
| | | vs. Atlanta, 9/17/16 |
| | | @ Miami (2nd), 6/10/00 |
| | | vs. Washington (4th), 9/2/16 |
| | | vs. Phoenix (2nd), 7/24/10 |
| | | vs. Connecticut, 8/3/10 |

HIGHEST FREE-THROW PERCENTAGE

| | | |
|---------|-------|----------------------------|
| Career: | .865 | (738-853) Seimone Augustus |
| Season: | .899 | (98-109) Katie Smith |
| Game: | 1.000 | (13-13) Seimone Augustus |
| | | 2004 |
| | | @ Sacramento, 8/10/06 |



INDIVIDUAL RECORDS

MOST REBOUNDS

| | | |
|-----------|-------|------------------------------|
| Career: | 1,788 | Rebekkah Brunson |
| Season: | 310 | Rebekkah Brunson |
| Game: | 20 | Rebekkah Brunson |
| | 18 | Rebekkah Brunson |
| | | Rebekkah Brunson |
| Half: | 12 | Most recently: Sylvia Fowles |
| Quarter: | 9 | Adrian Williams |
| Overtime: | 5 | Rebekkah Brunson |

MOST OFFENSIVE REBOUNDS

| | | |
|-----------|-----|------------------|
| Career: | 600 | Rebekkah Brunson |
| Season: | 120 | Rebekkah Brunson |
| Game: | 10 | Tamika Williams |
| | | Rebekkah Brunson |
| Half: | 8 | Tamika Williams |
| Quarter: | 6 | Rebekkah Brunson |
| Overtime: | 3 | Tamika Williams |
| | | Rebekkah Brunson |

MOST DEFENSIVE REBOUNDS

| | | |
|-----------|-------|---------------------------------|
| Career: | 1,188 | Rebekkah Brunson |
| Season: | 206 | Sylvia Fowles |
| Game: | 15 | Rebekkah Brunson |
| | 13 | Nicky Anosike |
| Half: | 9 | Sylvia Fowles |
| Quarter: | 6 | Most recently: Sylvia Fowles |
| Overtime: | 3 | Most recently: Rebekkah Brunson |

MOST ASSISTS

| | | |
|-----------|-------|------------------|
| Career: | 1,195 | Lindsay Whalen |
| Season: | 199 | Lindsay Whalen |
| Game: | 14 | Noelle Quinn |
| | | Lindsay Whalen |
| Half: | 9 | Noelle Quinn |
| | | Lindsay Whalen |
| Quarter: | 8 | Lindsay Whalen |
| Overtime: | 3 | Lindsay Whalen |
| | | Janel McCarville |

MOST BLOCKED SHOTS

| | | |
|-----------|-----|---------------------------------|
| Career: | 155 | Vanessa Hayden |
| Season: | 68 | Vanessa Hayden |
| Game: | 6 | Vanessa Hayden |
| Half: | 4 | Most recently: Janel McCarville |
| Quarter: | 4 | Devereaux Peters |
| Overtime: | 1 | Most recently: Rebekkah Brunson |

| | |
|------|-------------------------------|
| 2010 | vs. San Antonio, 8/28/12 (OT) |
| | vs. New York, 8/8/10; |
| | vs. Tulsa, 6/5/15 |
| | vs. Washington (1st), 9/2/16 |
| | vs. New York (2nd), 6/24/06 |
| | vs. Phoenix (2nd), 7/24/10 |

| | |
|------|----------------------------|
| 2010 | @ Phoenix, 6/23/02; |
| | vs. Atlanta, 9/7/12 (20T) |
| | @ Phoenix (2nd), 6/23/02 |
| | vs. Atlanta (3rd), 9/7/12 |
| | vs. Houston, 8/4/06; |
| | vs. Phoenix (2nd), 7/24/10 |

| | |
|------|-------------------------------|
| 2016 | vs. San Antonio, 8/28/12 (OT) |
| | vs. Indiana, 8/13/09 |
| | vs. Washington (1st), 9/2/16 |
| | vs. Washington (2nd), 9/2/16 |
| | vs. Atlanta (1st), 9/7/12 |

| | |
|------|---------------------------------|
| 2011 | vs. San Antonio, 8/19/07; |
| | vs. Los Angeles, 9/4/13 |
| | vs. San Antonio (2nd), 8/19/07; |
| | vs. Connecticut (1st), 8/3/10 |
| | vs. Connecticut (2nd), 8/3/10 |
| | vs. Atlanta (2nd), 9/7/12; |
| | @ Chicago, 9/13/16 |

| | |
|------|------------------------------|
| 2005 | vs. Charlotte, 6/4/05 |
| | @ Connecticut (2nd), 8/26/16 |
| | @ Seattle (4th), 6/25/15 |
| | @ Chicago, 9/13/16 |

MOST STEALS

| | | |
|-----------|-----|---------------------------------|
| Career: | 328 | Maya Moore |
| Season: | 81 | Nicky Anosike |
| Game: | 7 | Most recently: Maya Moore |
| Half: | 5 | Most recently: Maya Moore |
| Quarter: | 5 | Maya Moore |
| Overtime: | 2 | Most recently: Rebekkah Brunson |

MOST PERSONAL FOULS

| | | |
|-----------|-----|---------------------------------|
| Career: | 579 | Katie Smith |
| Season: | 127 | Nicole Ohlde |
| Game: | 6 | Several times |
| Half: | 6 | Most recently: Lindsay Whalen |
| Quarter: | 6 | Lindsay Whalen |
| Overtime: | 3 | Most recently: Rebekkah Brunson |

MOST DISQUALIFICATIONS (6 FOULS)

| | | |
|---------|---|---------------|
| Career: | 8 | Katie Smith |
| Season: | 6 | Tonya Edwards |
| | | Kathrin Riss |
| | | 1999; |
| | | 2007 |

MOST TURNOVERS

| | | |
|-----------|-----|------------------------------|
| Career: | 519 | Svetlana Abrosimova |
| Season: | 97 | Betty Lennox |
| Game: | 11 | Betty Lennox |
| Half: | 8 | Betty Lennox |
| Quarter: | 5 | Charde Houston |
| Overtime: | 3 | Amber Jacobs |
| | | 2000 |
| | | @ Houston, 8/9/00 |
| | | @ Houston (1st), 8/9/00 |
| | | @ Connecticut (4th), 5/27/10 |
| | | vs. Washington, 7/20/07 |

MOST GAMES PLAYED

| | | |
|---------|-----|-----------------------------------|
| Career: | 293 | Seimone Augustus |
| Season: | 34 | Most recently: Sylvia Fowles, |
| | | Natasha Howard, Renee Montgomery, |
| | | Maya Moore, Jia Perkins |
| | | 2016 |

MOST GAMES STARTED

| | | |
|---------|-----|---------------------------|
| Career: | 293 | Seimone Augustus |
| Season: | 34 | Most recently: |
| | | Sylvia Fowles, Maya Moore |
| | | 2016 |

MOST MINUTES PLAYED

| | | |
|-------------|-------|-------------------------------|
| Career: | 9,012 | Seimone Augustus |
| Season: | 1,234 | Katie Smith |
| Game (Reg): | 40 | Most recently: Maya Moore |
| Game (OT): | 49 | Sonja Tate |
| | | 2001 |
| | | vs. Phoenix, 8/30/15 |
| | | vs. Los Angeles, 7/1/99 (20T) |



TEAM HIGHS

MOST POINTS

| | | | |
|--------------|-----|-----------------|---------------|
| Game: | 124 | vs. Phoenix | 7/24/10 (20T) |
| | 114 | vs. Los Angeles | 5/31/06 |
| 1st Half: | 64 | vs. Sacramento | 8/28/09 |
| 2nd Half: | 70 | @ Phoenix | 9/3/08 |
| 1st Quarter: | 35 | @ Tulsa | 5/23/14 |
| 2nd Quarter: | 36 | vs. Connecticut | 8/3/10; |
| | | vs. Phoenix | 5/20/12 |
| 3rd Quarter: | 37 | vs. Seattle | 8/7/07 |
| 4th Quarter: | 37 | @ Phoenix | 9/3/08 |
| Overtime: | 17 | vs. San Antonio | 8/28/12 |

MOST FIELD GOALS MADE

| | | | |
|-----------|----|-------------------------|---------|
| Game: | 44 | vs. Phoenix | 5/20/12 |
| Half: | 25 | vs. Dallas (1st) | 7/9/16 |
| Quarter: | 14 | MR: @ Los Angeles (4th) | 9/12/13 |
| Overtime: | 7 | vs. San Antonio | 8/28/12 |

MOST FIELD GOALS ATTEMPTED

| | | | |
|-----------|----|---------------------|---------------|
| Game: | 95 | vs. Phoenix | 7/24/10 (20T) |
| | 86 | vs. Phoenix | 7/13/11; |
| | | @ Los Angeles | 7/5/12 |
| Half: | 48 | vs. Phoenix (1st) | 6/27/09 |
| Quarter: | 26 | vs. Phoenix (2nd) | 5/20/12; |
| | | @ Los Angeles (4th) | 7/5/12 |
| Overtime: | 12 | vs. New York | 6/29/16 |

HIGHEST FIELD-GOAL PERCENTAGE

| | | | |
|-----------|------|---------------------------|---------|
| Game: | .695 | (41-59) @ Tulsa | 7/10/12 |
| Half: | .800 | (12-15) vs. Phoenix (2nd) | 8/4/03 |
| Quarter: | .929 | (13-14) @ Indiana (1st) | 6/7/09 |
| Overtime: | .778 | (7-9) vs. San Antonio | 8/28/12 |

MOST THREE-POINT FIELD GOALS MADE

| | | | |
|-----------|----|-----------------------|----------|
| Game: | 16 | vs. Sacramento | 8/28/09 |
| Half: | 10 | vs. Los Angeles (2nd) | 5/31/06 |
| Quarter: | 7 | vs. Los Angeles (3rd) | 5/31/06; |
| | | vs. Detroit (1st) | 8/16/07 |
| Overtime: | 2 | MR: vs. San Antonio | 8/28/12 |

MOST THREE-POINT FIELD GOALS ATTEMPTED

| | | | |
|-----------|----|---------------------|---------|
| Game: | 33 | @ Chicago | 8/15/09 |
| Half: | 20 | MR: @ Chicago (2nd) | 8/15/09 |
| Quarter: | 13 | @ Sacramento (4th) | 9/13/09 |
| Overtime: | 5 | @ Utah | 7/28/01 |

HIGHEST THREE-POINT FIELD-GOAL PERCENTAGE

| | | | |
|-----------|-------|-------------------------|---------|
| Game: | .800 | (4-5) vs. Connecticut | 9/4/16 |
| Half: | 1.000 | (5-5) vs. Detroit (2nd) | 6/5/00; |
| | | (5-5) @ Seattle (2nd) | 7/1/06 |
| Quarter: | 1.000 | (7-7) vs. Detroit (1st) | 8/16/07 |
| Overtime: | 1.000 | (2-2) MR: @ Chicago | 8/7/10 |

MOST FREE THROWS MADE

| | | | |
|-----------|----|-------------------|-------------|
| Game: | 37 | @ Los Angeles | 7/8/01 (OT) |
| | 33 | vs. Phoenix | 5/31/08 |
| Half: | 27 | vs. Phoenix (2nd) | 8/1/09 |
| Quarter: | 16 | @ Indiana (4th) | 7/24/08; |
| | | vs. Phoenix (3rd) | 8/1/09 |
| Overtime: | 10 | vs. Phoenix (2nd) | 7/24/10; |
| | | vs. Connecticut | 8/3/10 |

MOST FREE THROWS ATTEMPTED

| | | | |
|-----------|----|-------------------|--------|
| Game: | 45 | @ Sacramento | 8/9/03 |
| Half: | 34 | vs. Phoenix (2nd) | 8/1/09 |
| Quarter: | 20 | vs. Phoenix (3rd) | 8/1/09 |
| Overtime: | 14 | vs. Washington | 7/7/09 |

HIGHEST FREE-THROW PERCENTAGE

| | | | |
|-------|-------|---------------------|--------|
| Game: | 1.000 | (20-20) vs. Phoenix | 8/4/03 |
|-------|-------|---------------------|--------|

MOST REBOUNDS

| | | | |
|-----------|----|-----------------------|--------------|
| Game: | 53 | vs. Atlanta | 9/7/12 (20T) |
| | 51 | @ Atlanta | 6/19/11; |
| | | vs. Dallas | 7/9/16 |
| Half: | 31 | vs. Phoenix (1st) | 9/12/08 |
| Quarter: | 18 | MR: vs. Phoenix (1st) | 7/31/14 |
| Overtime: | 8 | vs. Houston | 6/30/04; |
| | | vs. Houston | 8/4/06 |

MOST OFFENSIVE REBOUNDS

| | | | |
|-----------|----|-----------------------|--------------|
| Game: | 22 | vs. Utah | 5/25/02 (OT) |
| | 21 | @ Houston | 7/12/07 |
| Half: | 14 | @ Houston (2nd) | 7/12/07; |
| | | vs. Los Angeles (2nd) | 8/20/11 |
| Quarter: | 9 | @ Indiana (3rd) | 5/19/07 |
| Overtime: | 6 | vs. Houston | 8/4/06 |

MOST DEFENSIVE REBOUNDS

| | | | |
|-----------|----|----------------------|---------|
| Game: | 41 | vs. Dallas | 7/9/16 |
| Half: | 22 | MR: vs. Dallas (1st) | 7/9/16 |
| Quarter: | 14 | @ Atlanta (4th) | 8/25/12 |
| Overtime: | 7 | vs. Houston | 6/30/04 |

MOST ASSISTS

| | | | |
|-----------|----|-----------------------|----------|
| Game: | 30 | vs. San Antonio | 8/19/07; |
| | | vs. Phoenix | 6/6/13; |
| | | @ Seattle | 6/19/16 |
| Half: | 20 | vs. San Antonio (2nd) | 8/19/07 |
| Quarter: | 12 | vs. Connecticut (2nd) | 8/3/10 |
| Overtime: | 5 | vs. Atlanta (2nd) | 9/7/12 |

MOST BLOCKED SHOTS

| | | | |
|-----------|----|-------------------|----------|
| Game: | 11 | vs. Indiana | 5/27/16 |
| Half: | 9 | vs. Indiana (1st) | 5/27/16 |
| Quarter: | 6 | @ Indiana (4th) | 7/11/13; |
| | | vs. Indiana (1st) | 5/27/16 |
| Overtime: | 2 | MR: @ Chicago | 9/13/06 |

MOST STEALS

| | | | |
|-----------|----|-----------------------|---------|
| Game: | 17 | @ Atlanta | 6/30/09 |
| Half: | 13 | vs. San Antonio (1st) | 7/28/04 |
| Quarter: | 7 | MR: @ Chicago (1st) | 9/13/16 |
| Overtime: | 3 | vs. Atlanta (2nd) | 9/7/12 |

MOST PERSONAL FOULS

| | | | |
|-----------|----|----------------------|--------------|
| Game: | 36 | @ Detroit | 6/20/08 (OT) |
| | 33 | @ Utah | 7/5/02 |
| Half: | 22 | vs. Washington (2nd) | 7/20/07 |
| Quarter: | 13 | @ Phoenix (4th) | 8/9/11 |
| Overtime: | 8 | @ Los Angeles | 7/8/01; |
| | | @ Detroit | 6/20/08 |

MOST DISQUALIFICATIONS (6 FOULS)

| | | | |
|-------|---|----------------|---------------|
| Game: | 3 | vs. Washington | 7/20/07 (OT); |
| | | @ Detroit | 6/20/08 (OT) |
| | 2 | @ Charlotte | 7/21/99; |
| | | @ Seattle | 7/21/00; |
| | | @ Utah | 7/28/01 (OT); |
| | | @ San Antonio | 8/16/03; |
| | | @ Detroit | 8/11/05 (OT) |

MOST TURNOVERS

| | | | |
|-----------|----|----------------------|--------------|
| Game: | 32 | vs. Washington | 7/20/07 (OT) |
| | 27 | vs. Phoenix | 6/27/03 |
| Half: | 20 | vs. Washington (2nd) | 7/20/07 |
| Quarter: | 13 | vs. Washington (4th) | 7/20/07 |
| Overtime: | 4 | MR: vs. Connecticut | 7/22/15 |



TEAM LOWS

FEWEST POINTS

| | | | |
|--------------|----|--------------------------|----------|
| Game: | 44 | @ San Antonio | 5/26/04 |
| 1st Half: | 11 | vs. Houston | 6/30/01 |
| 2nd Half: | 18 | @ Washington | 8/13/10 |
| 1st Quarter: | 6 | vs. Houston | 6/21/08 |
| 2nd Quarter: | 7 | Most recently: @ Chicago | 9/11/12 |
| 3rd Quarter: | 6 | vs. Chicago | 7/1/08 |
| 4th Quarter: | 5 | @ Atlanta | 8/20/13; |
| | | vs. Indiana | 5/27/16 |
| Overtime: | 0 | vs. Los Angeles | 7/27/08 |

FEWEST FIELD GOALS MADE

| | | | |
|-----------|----|-------------------|----------|
| Game: | 11 | vs. Houston | 7/23/01 |
| Half: | 2 | vs. Houston (1st) | 6/30/01 |
| Quarter: | 1 | vs. Houston (1st) | 6/21/08; |
| | | vs. Indiana (4th) | 6/6/10 |
| Overtime: | 0 | vs. Los Angeles | 7/27/08 |

FEWEST FIELD GOALS ATTEMPTED

| | | | |
|-----------|----|---------------------|----------|
| Game: | 36 | @ Miami | 5/28/02 |
| Half: | 15 | vs. Portland (1st) | 7/10/02; |
| | | vs. Phoenix (2nd) | 8/4/03 |
| Quarter: | 8 | MR: @ Phoenix (4th) | 5/25/16 |
| Overtime: | 4 | @ Detroit | 8/11/05 |

LOWEST FIELD-GOAL PERCENTAGE

| | | | |
|-----------|------|--------------------------|---------|
| Game: | .200 | (11-55) vs. Houston | 7/23/01 |
| Half: | .069 | (2-29) vs. Houston (1st) | 6/30/01 |
| Quarter: | .067 | (1-15) vs. Houston (1st) | 6/21/08 |
| Overtime: | .000 | (0-6) vs. Los Angeles | 7/27/08 |

FEWEST THREE-POINT FIELD GOALS MADE

| | | | |
|-------|---|----------------------------------|---------|
| Game: | 0 | Most recently: @ Phoenix | 6/14/15 |
| Half: | 0 | Most recently: vs. Atlanta (2nd) | 9/17/16 |

FEWEST THREE-POINT FIELD GOALS ATTEMPTED

| | | | |
|----------|---|--------------------------------------|---------|
| Game: | 4 | Most recently: vs. Washington | 9/2/16 |
| Half: | 1 | Most recently: vs. Connecticut (1st) | 9/4/16 |
| Quarter: | 0 | Most recently: @ San Antonio (2nd) | 9/11/16 |

LOWEST THREE-POINT FIELD-GOAL PERCENTAGE

| | | | |
|-------|------|----------------------|---------|
| Game: | .000 | (0-15) @ San Antonio | 5/26/04 |
|-------|------|----------------------|---------|

FEWEST FREE THROWS MADE

| | | | |
|-------|---|--------------------------------|---------|
| Game: | 1 | @ Portland | 7/14/00 |
| Half: | 0 | Most recently: @ Seattle (2nd) | 8/21/12 |

FEWEST FREE THROWS ATTEMPTED

| | | | |
|-------|---|----------------------------------|----------|
| Game: | 3 | vs. Houston | 6/11/06; |
| | | @ Phoenix | 8/7/15 |
| Half: | 0 | Most recently: vs. Houston (1st) | 6/11/06 |

LOWEST FREE-THROW PERCENTAGE

| | | | |
|-------|------|------------------|---------|
| Game: | .200 | (1-5) @ Portland | 7/14/00 |
|-------|------|------------------|---------|

FEWEST REBOUNDS

| | | | |
|-----------|----|---------------------|---------|
| Game: | 18 | @ Los Angeles | 8/23/05 |
| Half: | 6 | vs. Charlotte (1st) | 8/3/01; |
| | | vs. Seattle (2nd) | 6/14/06 |
| Quarter: | 1 | @ Los Angeles (2nd) | 6/8/07 |
| Overtime: | 0 | @ Detroit | 8/11/05 |

FEWEST OFFENSIVE REBOUNDS

| | | | |
|-----------|---|---------------------------------|----------|
| Game: | 1 | vs. Indiana | 6/22/14; |
| | | vs. Los Angeles | 7/8/14 |
| Half: | 0 | Most recently: @ New York (2nd) | 5/31/16 |
| Quarter: | 0 | Most recently: @ Indiana (2nd) | 9/16/16 |
| Overtime: | 0 | Most recently: @ Chicago | 9/13/16 |

FEWEST DEFENSIVE REBOUNDS

| | | | |
|-----------|----|------------------------------------|---------|
| Game: | 11 | vs. Charlotte | 8/3/01 |
| Half: | 3 | Most recently: vs. Charlotte (2nd) | 6/4/05 |
| Quarter: | 0 | @ Seattle (4th) | 6/27/14 |
| Overtime: | 0 | @ Detroit | 8/11/05 |

FEWEST ASSISTS

| | | | |
|-----------|---|----------------------------------|---------|
| Game: | 3 | @ Seattle | 8/8/03 |
| Half: | 0 | @ New York (2nd) | 7/30/06 |
| Quarter: | 0 | Most recently: @ Phoenix (1st) | 8/23/15 |
| Overtime: | 0 | Most recently: vs. Phoenix (2nd) | 7/24/10 |

FEWEST BLOCKED SHOTS

| | | | |
|-------|---|------------------------|---------|
| Game: | 0 | Most recently: @ Tulsa | 7/19/15 |
|-------|---|------------------------|---------|

FEWEST STEALS

| | | | |
|-------|---|------------------------------|---------|
| Game: | 0 | Most recently: @ San Antonio | 8/15/14 |
|-------|---|------------------------------|---------|

FEWEST PERSONAL FOULS

| | | | |
|-----------|---|-----------------------------------|---------|
| Game: | 9 | Most recently: vs. Chicago | 8/7/14 |
| Half: | 2 | @ Los Angeles (1st) | 8/19/09 |
| Quarter: | 0 | Most recently: vs. New York (1st) | 6/29/16 |
| Overtime: | 0 | vs. Houston | 6/1/03; |
| | | vs. Sacramento | 7/11/04 |

FEWEST TURNOVERS

| | | | |
|-----------|---|-----------------------------------|---------|
| Game: | 6 | Most recently: vs. New York | 7/15/16 |
| Half: | 1 | Most recently: vs. New York (1st) | 7/15/16 |
| Quarter: | 0 | Most recently: vs. New York (2nd) | 7/15/16 |
| Overtime: | 0 | Most recently: @ Dallas | 7/17/16 |



OPPONENT INDIVIDUAL RECORDS

MOST POINTS

| | | | |
|-----------|-----|----------------------------------|-----------------------------|
| Season: | 116 | Diana Taurasi, Phoenix (5 games) | 2011 |
| Game: | 44 | Deanna Nolan | @ Detroit, 6/20/08 (OT) |
| | 38 | Elena Delle Donne | vs. Chicago, 7/5/16 |
| Half: | 25 | Sophia Witherspoon | vs. Portland (2nd), 7/2/00; |
| | | Elena Delle Donne | vs. Chicago (1st), 7/5/16 |
| Quarter: | 20 | Deanna Nolan | @ Detroit (4th), 6/20/08 |
| Overtime: | 11 | Diana Taurasi | vs. Phoenix (2nd), 7/24/10 |

MOST FIELD GOALS MADE

| | | | |
|---------|----|-------------------------------|--------------------------|
| Season: | 36 | Odyssey Sims, Tulsa (5 games) | 2014 |
| Game: | 15 | Deanna Nolan | @ Detroit, 6/20/08 (OT); |
| | | Lauren Jackson | @ Seattle, 7/5/08 |

MOST FIELD GOALS ATTEMPTED

| | | | |
|---------|----|-------------------------------|------------------------------|
| Season: | 87 | Odyssey Sims, Tulsa (5 games) | 2014 |
| Game: | 29 | Renee Montgomery | vs. Connecticut, 8/3/10 (OT) |
| | 27 | Cappie Pondexter | vs. Phoenix, 5/31/08; |
| | | Odyssey Sims | vs. Tulsa, 8/16/14 |

HIGHEST FIELD-GOAL PERCENTAGE

| | | | |
|---------|-------|---|----------------------------|
| Season: | .875 | (14-16) Janell Burse, Seattle (4 games) | 2009 |
| Game: | 1.000 | (8-8) Chiney Ogwumike | @ Connecticut, 7/7/16 (OT) |

MOST THREE-POINT FIELD GOALS MADE

| | | | |
|---------|----|-------------------------------------|----------------------------|
| Season: | 14 | Nicole Powell, Sacramento (4 games) | 2009 |
| Game: | 7 | Diana Taurasi | @ Phoenix, 6/17/09; |
| | | Becky Hammon | @ San Antonio, 7/1/12; |
| | | Ivory Latta | @ Washington, 5/16/14; |
| | | Kristi Toliver | vs. Los Angeles, 6/24/16; |
| | | Sugar Rodgers | vs. New York, 6/29/16 (OT) |

MOST THREE-POINT FIELD GOALS ATTEMPTED

| | | | |
|---------|----|-------------------------------------|--------------------------|
| Season: | 42 | Becky Hammon, San Antonio (5 games) | 2010 |
| Game: | 15 | Shanna Crossley | vs. San Antonio, 8/19/07 |

HIGHEST THREE-POINT FIELD-GOAL PERCENTAGE

| | | | |
|---------|-------|---|-----------------------|
| Season: | 1.000 | (6-6) Andrea Congreaves, Orl. (2 games) | 1999 |
| Game: | 1.000 | (6-6) Kristi Toliver | @ Los Angeles, 7/5/12 |

MOST FREE THROWS MADE

| | | | |
|---------|----|----------------------------------|--------------------|
| Season: | 37 | Diana Taurasi, Phoenix (5 games) | 2011 |
| Game: | 14 | Most recently: Glory Johnson | vs. Tulsa, 7/12/12 |

MOST FREE THROWS ATTEMPTED

| | | | |
|---------|----|----------------------------------|-----------------------|
| Season: | 42 | Diana Taurasi, Phoenix (5 games) | 2011 |
| Game: | 17 | Yolanda Griffith | @ Sacramento, 8/7/01; |
| | | Candace Parker | @ Los Angeles, 7/5/12 |

HIGHEST FREE-THROW PERCENTAGE

| | | | |
|---------|-------|--------------------------------------|----------------------------|
| Season: | 1.000 | (23-23) Swin Cash, Seattle (4 games) | 2011 |
| Game: | 1.000 | (14-14) Lisa Leslie | @ Los Angeles, 7/15/00; |
| | | (14-14) Diana Taurasi | vs. Phoenix, 7/24/10 (20T) |

MOST REBOUNDS

| | | | |
|---------|----|------------------------------------|--------------------------|
| Season: | 48 | Jayne Appel, San Antonio (5 games) | 2014 |
| Game: | 23 | Michelle Snow | vs. Houston, 8/4/06 (OT) |
| | 20 | Érika de Souza | vs. Atlanta, 7/14/10 |

MOST OFFENSIVE REBOUNDS

| | | | |
|---------|----|---------------------------------|------------------------------|
| Season: | 18 | Chante Black, Tulsa (5 games) | 2010; |
| | | Courtney Paris, Tulsa (5 games) | 2014 |
| Game: | 9 | Most recently: Tina Charles | vs. Connecticut, 8/3/10 (OT) |

MOST DEFENSIVE REBOUNDS

| | | | |
|---------|----|---------------------------------------|---------------------------|
| Season: | 35 | Candace Parker, Los Angeles (5 games) | 2013 |
| Game: | 15 | Lisa Leslie | @ Los Angeles, 6/11/04; |
| | | Michelle Snow | vs. Houston, 6/30/04 (OT) |

MOST ASSISTS

| | | | |
|---------|----|--|-------------------|
| Season: | 37 | Ticha Penicheiro, Sacramento (4 games) | 1999 |
| Game: | 14 | Most recently: Sue Bird | @ Seattle, 7/1/06 |

MOST BLOCKED SHOTS

| | | | |
|---------|----|------------------------------------|-------------------------|
| Season: | 23 | Brittney Griner, Phoenix (4 games) | 2015 |
| Game: | 9 | Margo Dydek | @ San Antonio, 5/26/04; |
| | | Brittney Griner | vs. Phoenix, 8/30/15 |

MOST STEALS

| | | | |
|---------|----|--|--------------------|
| Season: | 15 | Yolanda Griffith, Sacramento (4 games) | 2004 |
| Game: | 9 | Tamika Catchings | @ Indiana, 7/26/02 |

MOST PERSONAL FOULS

| | | | |
|---------|----|--|-------|
| Season: | 20 | Yolanda Griffith, Sacramento (4 games) | 2003; |
| | | Danielle Adams, San Antonio (5 games) | 2014 |

MOST DISQUALIFICATIONS (6 FOULS)

| | | | |
|---------|---|--------------------------------------|-------|
| Season: | 2 | Kamila Vodichkova, Seattle (4 games) | 2003; |
| | | Lisa Leslie, Los Angeles (4 games) | 2004; |
| | | Kamila Vodichkova, Seattle (3 games) | 2004; |
| | | Camille Little, Seattle (4 games) | 2010 |

MOST TURNOVERS

| | | | |
|---------|----|-------------------------------------|---------------------------|
| Season: | 29 | Becky Hammon, San Antonio (5 games) | 2010 |
| Game: | 9 | DeLisha Milton-Jones | vs. Los Angeles, 6/10/09; |
| | | Becky Hammon | @ San Antonio, 6/26/10 |

MOST MINUTES PLAYED

| | | | |
|-------------|-------|-------------------------------|----------------------------|
| Season: | 176 | Odyssey Sims, Tulsa (5 games) | 2014 |
| Game (Reg): | 40:00 | Most recently: DeWanna Bonner | vs. Phoenix, 8/30/15 |
| Game (OT): | 46:35 | Sancho Lyttle | vs. Atlanta, 7/22/14 (20T) |



OPPONENT TEAM HIGHS

MOST POINTS

| | | | |
|--------------|-----|---------------------|---------------|
| Game: | 127 | Phoenix @ Minnesota | 7/24/10 (2OT) |
| | 112 | Phoenix @ Minnesota | 7/13/11 |
| 1st Half: | 69 | @ Phoenix | 7/29/10 |
| 2nd Half: | 64 | Phoenix @ Minnesota | 7/13/11 |
| 1st Quarter: | 35 | MR: @ San Antonio | 7/1/12 |
| 2nd Quarter: | 35 | @ Los Angeles | 7/2/13 |
| 3rd Quarter: | 34 | @ Phoenix | 7/22/09 |
| 4th Quarter: | 39 | Phoenix @ Minnesota | 7/13/11 |
| Overtime: | 19 | @ Los Angeles | 7/8/01 |

MOST FIELD GOALS MADE

| | | | |
|-------|----|---------------------|----------------|
| Game: | 47 | Phoenix @ Minnesota | 7/24/10 (2OT); |
| | | @ Phoenix | 7/29/10 |

MOST FIELD GOALS ATTEMPTED

| | | | |
|-------|----|-------------------------|-------------|
| Game: | 96 | Connecticut @ Minnesota | 8/3/10 (OT) |
| | 86 | Tulsa @ Minnesota | 5/23/10 |

HIGHEST FIELD-GOAL PERCENTAGE

| | | | |
|-------|------|-----------------------|--------|
| Game: | .623 | (38-61) @ Los Angeles | 6/8/07 |
|-------|------|-----------------------|--------|

MOST THREE-POINT FIELD GOALS MADE

| | | | |
|-------|----|-----------|---------|
| Game: | 15 | @ Phoenix | 9/11/11 |
|-------|----|-----------|---------|

MOST THREE-POINT FIELD GOALS ATTEMPTED

| | | | |
|-------|----|---------------------|----------|
| Game: | 34 | @ Phoenix | 6/10/10; |
| | | Seattle @ Minnesota | 5/27/12 |

HIGHEST THREE-POINT FIELD-GOAL PERCENTAGE

| | | | |
|-------|-------|---------------------------|---------|
| Game: | 1.000 | (3-3) Houston @ Minnesota | 7/8/07; |
| | | (3-3) @ Los Angeles | 9/12/13 |

MOST FREE THROWS MADE

| | | | |
|-------|----|------------------------|--------------|
| Game: | 42 | Washington @ Minnesota | 7/20/07 (OT) |
| | 33 | @ Seattle | 9/6/08 |

MOST FREE THROWS ATTEMPTED

| | | | |
|-------|----|------------------------|--------------|
| Game: | 55 | Washington @ Minnesota | 7/20/07 (OT) |
| | 43 | @ Seattle | 9/6/08 |

HIGHEST FREE-THROW PERCENTAGE

| | | | |
|-------|-------|-------------------|---------|
| Game: | 1.000 | (21-21) @ Seattle | 7/1/06; |
| | | (21-21) @ Phoenix | 6/19/13 |

MOST REBOUNDS

| | | | |
|-------|----|---------------|---------|
| Game: | 56 | @ San Antonio | 6/16/06 |
|-------|----|---------------|---------|

MOST OFFENSIVE REBOUNDS

| | | | |
|-------|----|-----------------------------|-------------|
| Game: | 24 | Connecticut @ Minnesota | 8/3/10 (OT) |
| | 20 | MR: Los Angeles @ Minnesota | 7/8/14 |

MOST DEFENSIVE REBOUNDS

| | | | |
|-------|----|---------------|---------|
| Game: | 40 | @ San Antonio | 6/16/06 |
|-------|----|---------------|---------|

MOST ASSISTS

| | | | |
|-------|----|---------------------|----------|
| Game: | 30 | @ Phoenix | 7/29/10; |
| | | Phoenix @ Minnesota | 7/13/11 |

MOST BLOCKED SHOTS

| | | | |
|-------|----|---------------------|--------|
| Game: | 14 | Indiana @ Minnesota | 6/6/10 |
|-------|----|---------------------|--------|

MOST STEALS

| | | | |
|-------|----|------------------------|--------------|
| Game: | 21 | Washington @ Minnesota | 7/20/07 (OT) |
| | 19 | @ Houston | 8/9/00 |

MOST PERSONAL FOULS

| | | | |
|-------|----|------------------------|--------------|
| Game: | 36 | Washington @ Minnesota | 7/7/09 (OT); |
| | | Phoenix @ Minnesota | 8/1/09 |

MOST TURNOVERS

| | | | |
|-------|----|-------------------------|--------|
| Game: | 28 | MR: Phoenix @ Minnesota | 8/1/09 |
|-------|----|-------------------------|--------|



OPPONENT TEAM LOWS

FEWEST POINTS

| | | | |
|--------------|----|----------------------|---------|
| Game: | 44 | Miami @ Minnesota | 7/28/00 |
| 1st Half: | 16 | Detroit @ Minnesota | 6/12/99 |
| 2nd Half: | 16 | Portland @ Minnesota | 6/13/02 |
| 1st Quarter: | 5 | Seattle @ Minnesota | 9/5/09 |
| 2nd Quarter: | 6 | @ Atlanta | 6/3/08 |
| 3rd Quarter: | 5 | @ New York | 9/4/11 |
| 4th Quarter: | 5 | Tulsa @ Minnesota | 8/16/14 |
| Overtime: | 0 | Houston @ Minnesota | 6/30/04 |

FEWEST FIELD GOALS MADE

| | | | |
|-------|----|-------------------------|----------|
| Game: | 15 | @ Seattle | 6/30/00; |
| | | San Antonio @ Minnesota | 6/3/04 |

FEWEST FIELD GOALS ATTEMPTED

| | | | |
|-------|----|-----------------------|---------|
| Game: | 42 | Cleveland @ Minnesota | 8/16/99 |
|-------|----|-----------------------|---------|

LOWEST FIELD-GOAL PERCENTAGE

| | | | |
|-------|------|----------------------------|--------|
| Game: | .246 | (17-69) Dallas @ Minnesota | 7/9/16 |
|-------|------|----------------------------|--------|

FEWEST THREE-POINT FIELD GOALS MADE

| | | | |
|-------|---|---------------|--------------|
| Game: | 0 | MR: @ Chicago | 9/13/16 (OT) |
|-------|---|---------------|--------------|

FEWEST THREE-POINT FIELD GOALS ATTEMPTED

| | | | |
|-------|---|--------------|---------|
| Game: | 2 | @ Washington | 7/23/04 |
|-------|---|--------------|---------|

LOWEST THREE-POINT FIELD-GOAL PERCENTAGE

| | | | |
|-------|------|------------------------------|----------|
| Game: | .000 | (0-6) Houston @ Minnesota | 8/16/05; |
| | | (0-6) Sacramento @ Minnesota | 8/27/05 |

FEWEST FREE THROWS MADE

| | | | |
|-------|---|---------------|---------|
| Game: | 1 | @ Los Angeles | 6/16/15 |
|-------|---|---------------|---------|

FEWEST FREE THROWS ATTEMPTED

| | | | |
|-------|---|-------------------------|----------|
| Game: | 4 | Miami @ Minnesota | 6/22/01; |
| | | San Antonio @ Minnesota | 7/25/14; |
| | | @ Los Angeles | 6/16/15 |

LOWEST FREE-THROW PERCENTAGE

| | | | |
|-------|------|---------------------|---------|
| Game: | .250 | (1-4) @ Los Angeles | 6/16/15 |
|-------|------|---------------------|---------|

FEWEST REBOUNDS

| | | | |
|-------|----|-----------|---------|
| Game: | 17 | @ Indiana | 7/26/02 |
|-------|----|-----------|---------|

FEWEST OFFENSIVE REBOUNDS

| | | | |
|-------|---|---------------|---------|
| Game: | 2 | MR: @ Seattle | 6/19/16 |
|-------|---|---------------|---------|

FEWEST DEFENSIVE REBOUNDS

| | | | |
|-------|---|---------|---------|
| Game: | 8 | @ Miami | 5/28/02 |
|-------|---|---------|---------|

FEWEST ASSISTS

| | | | |
|-------|---|------------------------|--------------|
| Game: | 5 | Washington @ Minnesota | 7/20/07 (OT) |
|-------|---|------------------------|--------------|

FEWEST BLOCKED SHOTS

| | | | |
|-------|---|-------------------------|---------|
| Game: | 0 | MR: Seattle @ Minnesota | 7/22/16 |
|-------|---|-------------------------|---------|

FEWEST STEALS

| | | | |
|-------|---|---------------|----------|
| Game: | 1 | @ Chicago | 6/3/07; |
| | | @ Tulsa | 8/23/11; |
| | | @ Los Angeles | 6/16/15 |

FEWEST PERSONAL FOULS

| | | | |
|-------|---|-----------|---------|
| Game: | 7 | @ Houston | 6/15/02 |
|-------|---|-----------|---------|

FEWEST TURNOVERS

| | | | |
|-------|---|---------------------|----------|
| Game: | 5 | @ Tulsa | 6/14/13; |
| | | Chicago @ Minnesota | 9/14/13 |



TWO-TEAM RECORDS

MOST POINTS

| | | | |
|-----------|-----|------------------------------------|---------------|
| Game: | 251 | Phoenix (127) @ Minnesota (124) | 7/24/10 (20T) |
| | 217 | Phoenix (112) @ Minnesota (105) | 7/13/11 |
| Half: | 133 | Minnesota (70) @ Phoenix (63), 2nd | 9/3/08 |
| Quarter: | 70 | Minnesota (36) @ Atlanta (34), 4th | 6/3/08 |
| Overtime: | 33 | Minnesota (14) @ Los Angeles (19) | 7/8/01 |

MOST FIELD GOALS MADE

| | | | |
|-------|----|-------------------------------|---------------|
| Game: | 89 | Phoenix (47) @ Minnesota (42) | 7/24/10 (20T) |
| | 82 | Minnesota (35) @ Phoenix (47) | 7/29/10 |

MOST FIELD GOALS ATTEMPTED

| | | | |
|-------|-----|-------------------------------|---------------|
| Game: | 180 | Phoenix (95) @ Minnesota (85) | 7/24/10 (20T) |
| | 161 | Phoenix (78) @ Minnesota (81) | 9/12/08 |

HIGHEST FIELD-GOAL PERCENTAGE

| | | | |
|-------|---------------|---|---------|
| Game: | .585 (72-123) | Minnesota (41-59, .695) @ Tulsa (31-64, .484) | 7/10/12 |
|-------|---------------|---|---------|

MOST THREE-POINT FIELD GOALS MADE

| | | | |
|-------|----|-----------------------------------|----------|
| Game: | 25 | Minnesota (11) @ Phoenix (14) | 7/22/07; |
| | | Minnesota (12) @ San Antonio (13) | 9/23/12 |

MOST THREE-POINT FIELD GOALS ATTEMPTED

| | | | |
|-------|----|-------------------------------|---------|
| Game: | 55 | Minnesota (21) @ Phoenix (34) | 6/10/10 |
|-------|----|-------------------------------|---------|

MOST FREE THROWS MADE

| | | | |
|-------|----|-----------------------------------|--------------|
| Game: | 63 | Minnesota (29) @ Detroit (34) | 6/20/08 (OT) |
| | 56 | MR: Phoenix (30) @ Minnesota (26) | 6/27/09 |

MOST FREE THROWS ATTEMPTED

| | | | |
|-------|----|----------------------------------|--------------|
| Game: | 83 | Minnesota (42) @ Detroit (41) | 6/20/08 (OT) |
| | 77 | Minnesota (45) @ Sacramento (32) | 8/9/03 |

HIGHEST FREE-THROW PERCENTAGE

| | | | |
|-------|--------------|--|--------------|
| Game: | .960 (48-50) | Minnesota (17-17, 1.000) @ Chicago (31-33, .939) | 8/11/13 (OT) |
|-------|--------------|--|--------------|

MOST REBOUNDS

| | | | |
|-------|----|-----------------------------------|--------------|
| Game: | 98 | Atlanta (45) @ Minnesota (53) | 9/7/12 (20T) |
| | 95 | Minnesota (39) @ San Antonio (56) | 6/16/06 |

MOST OFFENSIVE REBOUNDS

| | | | |
|-------|----|-----------------------------------|--------------|
| Game: | 36 | MR: Atlanta (19) @ Minnesota (17) | 9/7/12 (20T) |
|-------|----|-----------------------------------|--------------|

MOST DEFENSIVE REBOUNDS

| | | | |
|-------|----|-------------------------------|---------|
| Game: | 69 | Phoenix (37) @ Minnesota (32) | 9/12/08 |
|-------|----|-------------------------------|---------|

MOST ASSISTS

| | | | |
|-------|----|-------------------------------|---------------|
| Game: | 55 | Atlanta (26) @ Minnesota (29) | 7/22/14 (20T) |
| | 53 | Phoenix (30) @ Minnesota (23) | 7/13/11 |

MOST BLOCKED SHOTS

| | | | |
|-------|----|----------------------------|---------|
| Game: | 21 | Tulsa (12) @ Minnesota (9) | 5/23/10 |
|-------|----|----------------------------|---------|

MOST STEALS

| | | | |
|-------|----|-------------------------------|--------|
| Game: | 31 | Minnesota (12) @ Houston (19) | 8/9/00 |
|-------|----|-------------------------------|--------|

MOST PERSONAL FOULS

| | | | |
|-------|----|----------------------------------|--------------|
| Game: | 70 | Minnesota (36) @ Detroit (34) | 6/20/08 (OT) |
| | 62 | Washington (33) @ Minnesota (29) | 8/30/08 |

MOST TURNOVERS

| | | | |
|-------|----|-----------------------------------|--------------|
| Game: | 52 | Washington (20) @ Minnesota (32) | 7/20/07 (OT) |
| | 48 | MR: Phoenix (28) @ Minnesota (20) | 8/1/09 |



TWO-TEAM RECORDS

FEWEST POINTS

| | | | |
|-----------|----|--|---------------------|
| Game: | 93 | Minnesota (48) @ Washington (45) | 8/21/99 |
| Half: | 33 | Houston (22) @ Minnesota (11), 1st | 6/30/01 |
| Quarter: | 15 | San Antonio (8) @ Minnesota (7), 2nd | 8/4/11 |
| Overtime: | 8 | Houston (0) @ Minnesota (8) Los Angeles (8) @ Minnesota (0) | 6/30/04; 7/27/08 |

FEWEST FIELD GOALS MADE

| | | | |
|-------|----|-------------------------------|---------|
| Game: | 29 | Houston (18) @ Minnesota (11) | 7/23/01 |
|-------|----|-------------------------------|---------|

FEWEST FIELD GOALS ATTEMPTED

| | | | |
|-------|----|-------------------------------|---------|
| Game: | 91 | Minnesota (47) @ Seattle (44) | 6/30/00 |
|-------|----|-------------------------------|---------|

LOWEST FIELD-GOAL PERCENTAGE

| | | | |
|-------|---------------|---|---------|
| Game: | .252 (29-115) | Houston (18-60, .300) @ Minnesota (11-55, .200) | 7/23/01 |
|-------|---------------|---|---------|

FEWEST THREE-POINT FIELD GOALS MADE

| | | | |
|-------|---|------------------------------------|---------|
| Game: | 2 | MR: Sacramento (0) @ Minnesota (2) | 8/27/05 |
|-------|---|------------------------------------|---------|

FEWEST THREE-POINT FIELD GOALS ATTEMPTED

| | | | |
|-------|----|-----------------------------|--------|
| Game: | 11 | Chicago (7) @ Minnesota (4) | 7/1/08 |
|-------|----|-----------------------------|--------|

FEWEST FREE THROWS MADE

| | | | |
|-------|---|---------------------------------|---------|
| Game: | 5 | Minnesota (4) @ Los Angeles (1) | 6/16/15 |
|-------|---|---------------------------------|---------|

FEWEST FREE THROWS ATTEMPTED

| | | | |
|-------|----|---------------------------------|---------|
| Game: | 11 | Minnesota (7) @ Los Angeles (4) | 6/16/15 |
|-------|----|---------------------------------|---------|

LOWEST FREE-THROW PERCENTAGE

| | | | |
|-------|--------------|---|---------|
| Game: | .435 (10-23) | Minnesota (1-5, .200) @ Portland (9-18, .500) | 7/14/00 |
|-------|--------------|---|---------|

FEWEST REBOUNDS

| | | | |
|-------|----|--------------------------------|---------|
| Game: | 43 | Minnesota (21) @ New York (22) | 7/11/99 |
|-------|----|--------------------------------|---------|

FEWEST OFFENSIVE REBOUNDS

| | | | |
|-------|---|------------------------------|--------|
| Game: | 5 | New York (2) @ Minnesota (3) | 7/6/01 |
|-------|---|------------------------------|--------|

FEWEST DEFENSIVE REBOUNDS

| | | | |
|-------|----|----------------------------|---------|
| Game: | 27 | Minnesota (19) @ Miami (8) | 5/28/02 |
|-------|----|----------------------------|---------|

FEWEST ASSISTS

| | | | |
|-------|----|---------------------------|---------|
| Game: | 15 | Minnesota (8) @ Miami (7) | 6/10/00 |
|-------|----|---------------------------|---------|

FEWEST BLOCKED SHOTS

| | | | |
|-------|---|--------------------------------|----------|
| Game: | 0 | Cleveland (0) @ Minnesota (0) | 5/31/00; |
| | | Washington (0) @ Minnesota (0) | 8/30/11; |
| | | Minnesota (0) @ Tulsa (0) | 5/23/14 |

FEWEST STEALS

| | | | |
|-------|---|-------------------------------|---------|
| Game: | 2 | Minnesota (0) @ Charlotte (2) | 7/21/99 |
|-------|---|-------------------------------|---------|

FEWEST PERSONAL FOULS

| | | | |
|-------|----|----------------------------------|----------|
| Game: | 20 | San Antonio (9) @ Minnesota (11) | 8/2/13; |
| | | San Antonio (8) @ Minnesota (12) | 7/12/15; |
| | | Minnesota (11) @ Los Angeles (9) | 8/4/15 |

FEWEST TURNOVERS

| | | | |
|-------|----|-----------------------------|--------|
| Game: | 13 | Seattle (7) @ Minnesota (6) | 8/7/07 |
|-------|----|-----------------------------|--------|



TARGET CENTER RECORDS

INDIVIDUAL RECORDS

MOST POINTS

| | | | |
|-----------|----|--|---------------|
| Game: | 48 | Maya Moore, Minnesota vs. Atlanta | 7/22/14 (20T) |
| | 38 | Elena Delle Donne, Chicago | 7/5/16 |
| Half: | 29 | Katie Smith, Minnesota vs. Los Angeles (2nd) | 6/3/00 |
| Quarter: | 19 | Maya Moore, Minnesota vs. Tulsa (2nd) | 7/12/12 |
| Overtime: | 11 | Diana Taurasi, Phoenix | 7/24/10 |

MOST FIELD GOALS MADE

| | | | |
|-------|----|-----------------------------------|---------------|
| Game: | 16 | Maya Moore, Minnesota vs. Atlanta | 7/22/14 (20T) |
| | 15 | Maya Moore, Minnesota vs. Indiana | 8/24/13 |

MOST FIELD GOALS ATTEMPTED

| | | | |
|-------|----|--|--------------|
| Game: | 32 | Maya Moore, Minnesota vs. Connecticut | 7/22/15 (OT) |
| | 28 | Seimone Augustus, Minnesota vs. New York | 6/24/06; |
| | | Maya Moore, Minnesota vs. Phoenix | 8/30/15 |

HIGHEST FIELD-GOAL PERCENTAGE

| | | | |
|-------|-------|--|----------|
| Game: | 1.000 | (8-8) Svetlana Abrosimova, Minnesota vs. Detroit | 7/13/05; |
| | | (8-8) Taj McWilliams-Franklin, Minnesota vs. Seattle | 6/6/12 |

MOST THREE-POINT FIELD GOALS MADE

| | | | |
|-------|---|-----------------------------------|----------------|
| Game: | 7 | Maya Moore, Minnesota vs. Atlanta | 7/22/14 (20T); |
| | | Kristi Toliver, Los Angeles | 6/24/16; |
| | | Sugar Rodgers, New York | 6/29/16 (OT) |

MOST THREE-POINT FIELD GOALS ATTEMPTED

| | | | |
|-------|----|------------------------------|---------|
| Game: | 15 | Shanna Crossley, San Antonio | 8/19/07 |
|-------|----|------------------------------|---------|

MOST FREE THROWS MADE

| | | | |
|-------|----|-------------------------------------|---------|
| Game: | 14 | Most recently: Glory Johnson, Tulsa | 7/12/12 |
|-------|----|-------------------------------------|---------|

MOST FREE THROWS ATTEMPTED

| | | | |
|-------|----|---|---------------|
| Game: | 18 | Svetlana Abrosimova, Minnesota vs. Utah | 5/25/02 (OT); |
| | | Sylvia Fowles, Minnesota vs. Atlanta | 9/17/16 |

HIGHEST FREE-THROW PERCENTAGE

| | | | |
|-------|-------|--------------------------------|---------------|
| Game: | 1.000 | (14-14) Diana Taurasi, Phoenix | 7/24/10 (20T) |
| | 1.000 | (13-13) Tina Thompson, Houston | 6/17/03 |

MOST REBOUNDS

| | | | |
|-------|----|-------------------------|-------------|
| Game: | 23 | Michelle Snow, Houston | 8/4/06 (OT) |
| | 20 | Érika de Souza, Atlanta | 7/14/10 |

MOST OFFENSIVE REBOUNDS

| | | | |
|-------|----|--|--------------|
| Game: | 10 | Rebekkah Brunson, Minnesota vs. Atlanta | 9/7/12 (20T) |
| | 8 | Most recently: Tina Charles, Connecticut | 6/1/13 |

MOST DEFENSIVE REBOUNDS

| | | | |
|-------|----|---|---------------|
| Game: | 15 | Michelle Snow, Houston | 6/30/04 (OT); |
| | | Rebekkah Brunson, Minnesota vs. San Antonio | 8/28/12 (OT) |
| | 14 | Most recently: Érika de Souza, Atlanta | 7/14/10 |

MOST ASSISTS

| | | | |
|-------|----|---|----------|
| Game: | 14 | Noelle Quinn, Minnesota vs. San Antonio | 8/19/07; |
| | | Lindsay Whalen, Minnesota vs. Los Angeles | 9/4/13 |

MOST BLOCKED SHOTS

| | | | |
|-------|---|--------------------------|---------|
| Game: | 9 | Brittney Griner, Phoenix | 8/30/15 |
|-------|---|--------------------------|---------|

MOST STEALS

| | | | |
|-------|---|--|--------|
| Game: | 7 | Most recently: Maya Moore, Minnesota vs. Los Angeles | 9/4/12 |
|-------|---|--|--------|

MOST TURNOVERS

| | | | |
|-------|---|-----------------------------------|---------------|
| Game: | 9 | Betty Lennox, Minnesota vs. Utah | 5/25/02 (OT); |
| | | DeLisha Milton-Jones, Los Angeles | 6/10/09 |

MOST MINUTES PLAYED

| | | | |
|-------------|----|--|--------------|
| Game (Reg): | 40 | Most recently: Maya Moore, Minnesota vs. Phoenix | 8/30/15; |
| | | DeWanna Bonner, Phoenix | 8/30/15 |
| Game (OT): | 49 | Sonja Tate, Minnesota vs. Los Angeles | 7/1/99 (20T) |



TARGET CENTER RECORDS

TEAM HIGHS

MOST POINTS

| | | | |
|-----------|-----|--------------------------------|---------------|
| Game: | 127 | Phoenix | 7/24/10 (2OT) |
| | 114 | Minnesota vs. Los Angeles | 5/31/06 |
| Half: | 64 | Minnesota vs. Sacramento (1st) | 8/28/09; |
| | | Phoenix (2nd) | 7/13/11 |
| Quarter: | 39 | Phoenix (4th) | 7/13/11 |
| Overtime: | 17 | Phoenix (2nd) | 7/24/10; |
| | | Minnesota vs. San Antonio | 8/28/12 |

MOST FIELD GOALS MADE

| | | | |
|-------|----|-----------------------|---------------|
| Game: | 47 | Phoenix | 7/24/10 (2OT) |
| | 44 | Minnesota vs. Phoenix | 5/20/12 |

MOST FIELD GOALS ATTEMPTED

| | | | |
|-------|----|--------------------------------------|-------------|
| Game: | 96 | Connecticut | 8/3/10 (OT) |
| | 86 | Most recently: Minnesota vs. Phoenix | 7/13/11 |

HIGHEST FIELD-GOAL PERCENTAGE

| | | | |
|-------|------|-------------------------------|---------|
| Game: | .578 | (37-64) Minnesota vs. Indiana | 8/24/13 |
|-------|------|-------------------------------|---------|

MOST THREE-POINT FIELD GOALS MADE

| | | | |
|-------|----|--------------------------|---------|
| Game: | 16 | Minnesota vs. Sacramento | 8/28/09 |
|-------|----|--------------------------|---------|

MOST THREE-POINT FIELD GOALS ATTEMPTED

| | | | |
|-------|----|---------|---------|
| Game: | 34 | Seattle | 5/27/12 |
|-------|----|---------|---------|

MOST FREE THROWS MADE

| | | | |
|-------|----|-----------------------|--------------|
| Game: | 42 | Washington | 7/20/07 (OT) |
| | 33 | Minnesota vs. Phoenix | 5/31/08 |

MOST FREE THROWS ATTEMPTED

| | | | |
|-------|----|-----------------------|--------------|
| Game: | 55 | Washington | 7/20/07 (OT) |
| | 40 | Minnesota vs. Phoenix | 5/31/08; |
| | | Minnesota vs. Phoenix | 8/1/09 |

HIGHEST FREE-THROW PERCENTAGE

| | | | |
|-------|-------|-------------------------------|----------|
| Game: | 1.000 | (20-20) Los Angeles | 5/28/03; |
| | | (20-20) Minnesota vs. Phoenix | 8/4/03 |

MOST REBOUNDS

| | | | |
|-------|----|-----------------------|--------------|
| Game: | 53 | Minnesota vs. Atlanta | 9/7/12 (2OT) |
| | 51 | Minnesota vs. Dallas | 7/9/16 |

MOST OFFENSIVE REBOUNDS

| | | | |
|-------|----|----------------------------|-------------|
| Game: | 24 | Connecticut | 8/3/10 (OT) |
| | 20 | Most recently: Los Angeles | 7/8/14 |

MOST DEFENSIVE REBOUNDS

| | | | |
|-------|----|----------------------|--------|
| Game: | 41 | Minnesota vs. Dallas | 7/9/16 |
|-------|----|----------------------|--------|

MOST ASSISTS

| | | | |
|-------|----|--------------------------------------|--------|
| Game: | 30 | Most recently: Minnesota vs. Phoenix | 6/6/13 |
|-------|----|--------------------------------------|--------|

MOST BLOCKED SHOTS

| | | | |
|-------|----|---------|--------|
| Game: | 14 | Indiana | 6/6/10 |
|-------|----|---------|--------|

MOST STEALS

| | | | |
|-------|----|------------|--------------|
| Game: | 21 | Washington | 7/20/07 (OT) |
| | 18 | Phoenix | 6/27/03 |

MOST PERSONAL FOULS

| | | | |
|-------|----|------------|--------------|
| Game: | 36 | Washington | 7/7/09 (OT); |
| | | Phoenix | 8/1/09 |

MOST TURNOVERS

| | | | |
|-------|----|--------------------------|--------------|
| Game: | 32 | Minnesota vs. Washington | 7/20/07 (OT) |
| | 28 | Most recently: Phoenix | 8/1/09 |



TARGET CENTER RECORDS

TEAM LOWS

FEWEST POINTS

| | | | |
|-----------|----|---|--------------------------------|
| Game: | 44 | Miami | 7/28/00 |
| Half: | 11 | Minnesota vs. Houston (1st) | 6/30/01 |
| Quarter: | 5 | Seattle (1st) Tulsa (4th) Minnesota vs. Indiana (4th) | 9/5/09; 8/16/14; 5/27/16 |
| Overtime: | 0 | Houston Minnesota vs. Los Angeles | 6/30/04; 7/27/08 |

FEWEST FIELD GOALS MADE

| | | | |
|-------|----|-----------------------|---------|
| Game: | 11 | Minnesota vs. Houston | 7/23/01 |
|-------|----|-----------------------|---------|

FEWEST FIELD GOALS ATTEMPTED

| | | | |
|-------|----|------------------------|---------|
| Game: | 40 | Minnesota vs. Portland | 7/10/02 |
|-------|----|------------------------|---------|

LOWEST FIELD-GOAL PERCENTAGE

| | | | |
|-------|------|-------------------------------|---------|
| Game: | .200 | (11-55) Minnesota vs. Houston | 7/23/01 |
|-------|------|-------------------------------|---------|

FEWEST THREE-POINT FIELD GOALS MADE

| | | | |
|-------|---|--------------------------------------|--------|
| Game: | 0 | Most recently: Minnesota vs. Chicago | 8/7/14 |
|-------|---|--------------------------------------|--------|

FEWEST THREE-POINT FIELD GOALS ATTEMPTED

| | | | |
|-------|---|---------|--------|
| Game: | 3 | Houston | 7/8/07 |
|-------|---|---------|--------|

LOWEST THREE-POINT FIELD-GOAL PERCENTAGE

| | | | |
|-------|------|-------------------------------|---------|
| Game: | .000 | (0-13) Minnesota vs. New York | 7/24/05 |
|-------|------|-------------------------------|---------|

FEWEST FREE THROWS MADE

| | | | |
|-------|---|------------------------|--------|
| Game: | 2 | Most recently: Phoenix | 7/7/13 |
|-------|---|------------------------|--------|

FEWEST FREE THROWS ATTEMPTED

| | | | |
|-------|---|-----------------------|---------|
| Game: | 3 | Minnesota vs. Houston | 6/11/06 |
|-------|---|-----------------------|---------|

LOWEST FREE-THROW PERCENTAGE

| | | | |
|-------|------|------------------|---------|
| Game: | .286 | (2-7) Sacramento | 5/24/03 |
|-------|------|------------------|---------|

FEWEST REBOUNDS

| | | | |
|-------|----|---------|---------|
| Game: | 18 | Phoenix | 6/27/03 |
|-------|----|---------|---------|

FEWEST OFFENSIVE REBOUNDS

| | | | |
|-------|---|--|--------------------|
| Game: | 1 | Minnesota vs. Indiana Minnesota vs. Los Angeles | 6/22/14; 7/8/14 |
|-------|---|--|--------------------|

FEWEST DEFENSIVE REBOUNDS

| | | | |
|-------|----|---------|--------|
| Game: | 10 | Phoenix | 8/4/03 |
|-------|----|---------|--------|

FEWEST ASSISTS

| | | | |
|-------|---|------------|--------------|
| Game: | 5 | Washington | 7/20/07 (OT) |
|-------|---|------------|--------------|

FEWEST BLOCKED SHOTS

| | | | |
|-------|---|------------------------|---------|
| Game: | 0 | Most recently: Seattle | 7/22/16 |
|-------|---|------------------------|---------|

FEWEST STEALS

| | | | |
|-------|---|-----------------------|---------|
| Game: | 0 | Minnesota vs. Chicago | 9/14/13 |
|-------|---|-----------------------|---------|

FEWEST PERSONAL FOULS

| | | | |
|-------|---|-------------|---------|
| Game: | 8 | San Antonio | 7/12/15 |
|-------|---|-------------|---------|

FEWEST TURNOVERS

| | | | |
|-------|---|---------|---------|
| Game: | 5 | Chicago | 9/14/13 |
|-------|---|---------|---------|



MISCELLANEOUS RECORDS

SINGLE GAME

| | | |
|--|-------------------|--|
| Longest game (regulation): | 2:17 | @ Atlanta, 8/14/15 |
| Longest game (overtime): | 2:43 | vs. Washington, 7/7/09 (OT) |
| Shortest game: | 1:35 | vs. San Antonio, 7/12/15 |
| Most points scored by Minnesota in a loss: | 124 | vs. Phoenix (127), 7/24/10 (2OT) |
| Fewest points scored by Minnesota in a victory: | 48 | @ Washington (45), 8/21/99 |
| Most consecutive points scored, team: | 22 | @ Seattle, 1st quarter, 6/9/11 |
| Most consecutive points scored to open game, team: | 22 | @ Seattle, 6/9/11 |
| Most consecutive points allowed, team: | 21 | @ Charlotte, 1st half, 9/11/04 |
| Most consecutive points allowed to open game, team: | 21 | @ Charlotte, 9/11/04 |
| Most players scoring in double figures: | 6 | Most recently: @ Dallas, 7/17/16 (OT) |
| (Moore 20, Brunson 16, Whalen 15, Augustus/Fowles 14, Montgomery 11) | | |
| Most players scoring 20 or more points: | 3 | Most recently: @ San Antonio, 8/6/13 |
| (Moore 26, Augustus 21, Brunson 20) | | |
| Most points off the bench: | 57 | @ Houston, 7/17/08 |
| (Wiggins 27, Hayden-Johnson 14, Rasmussen 10, Houston 4, Harding 2) | | |
| Quickest disqualification on personal fouls: | 8:21 | Vanessa Hayden, vs. Los Angeles, 5/31/06 |
| Earliest disqualification on personal fouls: | 9:36, 4th quarter | Nicky Anosike, @ San Antonio, 7/19/08 |
| Most technical fouls, team: | 4 | Most recently: @ Tulsa, 8/2/14 |
| (Janel McCarville 2, Defensive Three Seconds 2) | | |
| (Referees: Michael Price, Sue Blauch, Scott Bolnick.) | | |
| Most technical fouls, both teams: | 6 | vs. San Antonio, 6/11/13 |
| MIN: Cheryl Reeve, Devereaux Peters, 2 Defensive Three Seconds; | | |
| SAN: Dan Hughes, Defensive Three Seconds) | | |
| (Referees: Roy Gulbeyan, Byron Jarrett, Thomas Nuñez) | | |

SEASON - TEAM

| | | |
|--|----|---|
| Most 80-point games: | 26 | 2012 |
| Most consecutive 80-point games: | 15 | 6/27/12 thru 9/9/12 |
| Most games under 60 points: | 16 | 1999 |
| Most consecutive games under 60 points: | 4 | 7/11/00 thru 7/20/00; 6/30/01 thru 7/6/01 |
| Most 80-point games allowed: | 22 | 2009 |
| Most consecutive 80-point games allowed: | 6 | 7/10/07 thru 7/25/07 |
| Most games holding the opponent under 60 points: | 11 | 1999 |
| Most consecutive games holding the opponent under 60: | 4 | 6/25/01 thru 7/1/01 |
| Most games to shoot .500+: | 14 | 2013 |
| Most consecutive games to shoot .500+: | 5 | 5/30/12 thru 6/9/12 |
| Most games to shoot under .400: | 22 | 2001 |
| Most consecutive games to shoot under .400: | 6 | 6/30/01 thru 7/10/01 |
| Most games for the opponent to shoot .500+: | 12 | 2009 |
| Most consecutive games for the opponent to shoot .500+: | 4 | 6/4/10 thru 6/13/10 |
| Most games for the opponent to shoot under .400: | 20 | 2001 |
| Most consecutive games for the opponent to shoot under .400: | 6 | 7/7/13 thru 7/21/13 |

SEASON - INDIVIDUAL

| | | |
|--|----|--|
| Most games with 30 or more points: | 12 | Maya Moore, 2014 |
| Most games with 20 or more points: | 23 | Seimone Augustus, 2007 |
| Most games with 10 or more points: | 34 | Seimone Augustus, 2007; |
| | | Maya Moore, 2014 |
| Most games with 10 or more rebounds: | 16 | Rebekkah Brunson, 2010 & 2013 |
| Most games with 10 or more assists: | 4 | Lindsay Whalen, 2010 & 2013 |
| Most consecutive games with 20 or more points: | 11 | Maya Moore (6/27/15 thru 8/1/15) |
| Most consecutive games with 10 or more points: | 88 | Seimone Augustus (6/18/06 thru 9/7/08) |
| Most times led or shared scoring lead: | 29 | Seimone Augustus, 2007 |
| Most times led or shared rebounding lead: | 23 | Rebekkah Brunson, 2010 |
| Most times led or shared assist lead: | 29 | Lindsay Whalen, 2011 |



MISCELLANEOUS RECORDS

LYNX HONOR ROLL

WNBA CHAMPIONS

2015 Minnesota Lynx
 2013 Minnesota Lynx
 2011 Minnesota Lynx

WNBA FINALS MOST VALUABLE PLAYER

2015 Sylvia Fowles
 2013 Maya Moore
 2011 Seimone Augustus

WNBA MOST VALUABLE PLAYER

2014 Maya Moore

DEFENSIVE PLAYER OF THE YEAR

2016 Sylvia Fowles

ROOKIE OF THE YEAR

2011 Maya Moore
 2006 Seimone Augustus
 2000 Betty Lennox

SIXTH WOMAN OF THE YEAR

2008 Candice Wiggins

KIM PERROT SPORTSMANSHIP AWARD

2004 Teresa Edwards

COACH OF THE YEAR

2016 Cheryl Reeve
 2011 Cheryl Reeve
 2004 Suzie McConnell Serio

ALL-WNBA TEAM

2016 Maya Moore (1st)
 Sylvia Fowles (2nd)
 Maya Moore (1st)
 2014 Maya Moore (1st)
 Seimone Augustus (2nd)
 Lindsay Whalen (2nd)
 2013 Maya Moore (1st)
 Lindsay Whalen (1st)
 Seimone Augustus (2nd)
 2012 Seimone Augustus (1st)
 Maya Moore (2nd)
 Lindsay Whalen (2nd)
 2011 Lindsay Whalen (1st)
 Seimone Augustus (2nd)
 2007 Seimone Augustus (2nd)
 2006 Seimone Augustus (2nd)
 2003 Katie Smith (1st)
 2002 Katie Smith (2nd)
 2001 Katie Smith (1st)
 2000 Betty Lennox (2nd)
 Katie Smith (2nd)

ALL-DEFENSIVE TEAM

2016 Sylvia Fowles (1st)
 Maya Moore (2nd)
 2013 Rebekkah Brunson (2nd)
 2011 Rebekkah Brunson (1st)
 2010 Rebekkah Brunson (2nd)
 2009 Nicky Anosike (1st)

ALL-ROOKIE TEAM

2011 Maya Moore
 2010 Monica Wright
 2009 Renee Montgomery
 2008 Nicky Anosike
 Candice Wiggins
 Lindsey Harding
 2007
 2006 Seimone Augustus

ALL-STAR GAME

2015 Seimone Augustus*
 Maya Moore* (MVP)
 Lindsay Whalen
 2014 Seimone Augustus
 Maya Moore*
 Lindsay Whalen
 2013 Seimone Augustus*
 Rebekkah Brunson*
 Maya Moore*
 Lindsay Whalen
 2011 Seimone Augustus
 Rebekkah Brunson*
 Maya Moore*
 Lindsay Whalen
 2010 Rebekkah Brunson
 Lindsay Whalen
 2009 Nicky Anosike
 Charde Houston
 2007 Seimone Augustus
 2006 Seimone Augustus
 2005 Katie Smith
 2003 Katie Smith
 2002 Katie Smith
 2001 Katie Smith
 2000 Betty Lennox
 Katie Smith*
 Tonya Edwards

(* denotes starter)

PLAYER OF THE MONTH

2016 Maya Moore (September)
 Maya Moore (May)
 Maya Moore (July)
 2014 Maya Moore (August)
 Maya Moore (July)
 Maya Moore (May)
 2013 Maya Moore (September)
 Maya Moore (August)
 Lindsay Whalen (August)
 2011 Seimone Augustus (July)
 Rebekkah Brunson (June)

ROOKIE OF THE MONTH

2011 Maya Moore (August)
 Maya Moore (July)
 2008 Candice Wiggins (June)

PLAYER OF THE WEEK

2016 Maya Moore (July 11)
 Maya Moore (June 6)
 Maya Moore (May 23)
 2015 Maya Moore (Aug. 17)
 Maya Moore (Aug. 3)
 Maya Moore (July 20)
 Maya Moore (July 13)
 Lindsay Whalen (June 29)
 2014 Maya Moore (Aug. 4)
 Maya Moore (July 28)
 Maya Moore (July 21)
 Maya Moore (July 14)
 Lindsay Whalen (June 2)
 Maya Moore (May 27)
 2013 Maya Moore (Sept. 16)
 Maya Moore (Aug. 26)
 Maya Moore (Aug. 12)
 Rebekkah Brunson (June 10)
 2012 Maya Moore (Sept. 10)
 Maya Moore (Aug. 20)
 2011 Seimone Augustus (Aug. 29)
 Seimone Augustus (Aug. 8)
 Seimone Augustus (July 25)
 Rebekkah Brunson (July 18)
 Rebekkah Brunson (June 13)
 Lindsay Whalen (Aug. 9)
 2010 Seimone Augustus (June 21)
 Candice Wiggins (June 29)
 2009 Seimone Augustus (June 15)
 Seimone Augustus (June 5)
 2008 Seimone Augustus (June 2)
 2006 Seimone Augustus (June 5)
 2001 Katie Smith (June 3)
 2000 Katie Smith (June 16)



MISCELLANEOUS RECORDS

LYNX AMONG LEAGUE LEADERS

1999

Brandy Reed 7th scoring (16.1)
 Katie Smith 9th 3FG pct. (.382)
 Tonya Edwards 11th scoring (14.8)

2000

Katie Smith 1st minutes (37.3), 2nd scoring (20.2), 9th FT pct. (.869)
 Betty Lennox 5th 3FG pct. (.396), 10th scoring (16.9)

2001

Katie Smith 1st scoring (23.1), 1st minutes (38.6), 6th FT pct. (.895)
 Svetlana Abrosimova 15th scoring (13.2)

2002

Katie Smith 1st minutes (36.7), 8th scoring (16.5)
 Tamika Williams 2nd FG pct. (.561), 7th rebounding (7.4)
 Tamara Moore 5th FT pct. (.857)

2003

Tamika Williams 1st FG pct. (.668)
 Katie Smith 5th scoring (18.2), 6th minutes (34.9), 7th FT pct. (.881)
 Teresa Edwards 7th assists (4.4)

2004

Katie Smith 1st FT pct. (.899), 3rd minutes (34.8), 5th 3FG pct. (.432)
 Tamika Williams 1st FG pct. (.540)
 Nicole Ohlde 7th blocks (1.32)

2005

Vanessa Hayden 2nd blocks (2.19)
 Chandni Jones 7th 3FG pct. (.420)
 Stacey Lovelace 10th 3FG pct. (.413)

2006

Seimone Augustus 2nd scoring (21.9), 5th FT pct. (.897), 6th minutes (33.1)
 Vanessa Hayden 6th blocks (1.33)
 Amber Jacobs 8th 3FG pct. (.392)

2007

Svetlana Abrosimova 2nd 3FG pct. (.446)
 Seimone Augustus 2nd scoring (22.6), 4th FG pct. (.508), 5th 3FG pct. (.419),
 7th FT pct. (.873)

Noelle Quinn 7th assists (4.4)

2008

Nicky Anosike 2nd steals (2.21), 9th rebounding (6.8), 10th blocks (1.26)
 Seimone Augustus 3rd scoring (19.1), 6th minutes (33.6), 7th FT pct. (.890)
 Candice Wiggins 7th steals (1.80), 15th scoring (15.7)
 Charde Houston 9th FG pct. (.492)

2009

Nicky Anosike 2nd steals (2.70), 7th rebounding (7.4), 10th FG pct. (.491)
 Candice Wiggins 8th FT pct. (.893)
 Roneeka Hodges 9th 3FG pct. (.398)

2010

Nicky Anosike 2nd steals (2.00), 9th blocks (1.03), 10th rebounding (6.8)
 Rebekkah Brunson 2nd rebounding (10.3), 10th blocks (0.97)
 Lindsay Whalen 3rd assists (5.6), 3rd minutes (33.6), 5th FT pct. (.899)
 Seimone Augustus 5th minutes (33.3), 8th scoring (16.9)

2011

Lindsay Whalen 1st assists (5.9), 8th FG pct. (.511)
 Rebekkah Brunson 3rd rebounding (8.9), 9th FG pct. (.511)
 Seimone Augustus 8th scoring (16.2), 9th 3FG pct. (.417), 10th FT pct. (.865)

2012

Lindsay Whalen 1st assists (5.4), 9th FG pct. (.505)
 Taj McWilliams-Franklin 3rd blocks (1.39), 6th FG pct. (.519)
 Seimone Augustus 4th 3FG pct. (.437), 9th scoring (16.6)
 Rebekkah Brunson 4th rebounding (8.9), 5th blocks (0.94), 8th FG pct. (.505)
 Maya Moore 4th FT pct. (.879), 11th scoring (16.4)

2013

Maya Moore 1st 3FG pct. (.453), 3rd scoring (18.5), 6th steals (1.74),
 7th FT pct. (.882), 8th minutes (31.4), 10th FG pct. (.509)
 Lindsay Whalen 3rd assists (5.8), 15th scoring (14.9)
 Rebekkah Brunson 5th rebounding (8.9)
 Seimone Augustus 7th FG pct. (.516), 8th FT pct. (.879), 9th scoring (16.3)

2014

Maya Moore 1st scoring (23.9), 2nd minutes (34.7), 4th FT pct. (.884),
 5th steals (1.88), 8th rebounding (8.1)
 Lindsay Whalen 2nd assists (5.6), 14th scoring (14.1)
 Devereaux Peters 9th blocks (1.00)

2015

Tricia Liston 2nd 3FG pct. (.429)
 Maya Moore 2nd scoring (20.6), 3rd minutes (33.4), 5th steals (1.64),
 8th rebounding (6.7), 8th assists (3.5)
 Lindsay Whalen 4th assists (4.3), 9th FT pct. (.882)
 Rebekkah Brunson 5th rebounding (8.1)
 Sylvia Fowles 8th FG pct. (.507)

2016

Sylvia Fowles 4th rebounding (8.5), 4th blocks (1.79), 4th FG pct. (.595)
 Maya Moore 5th scoring (19.3), 6th steals (1.56), 6th 3FG pct. (.404),
 8th assists (4.2)
 Lindsay Whalen 8th FT pct. (.892)
 Rebekkah Brunson 10th rebounding (7.3)



MISCELLANEOUS RECORDS

LYNX YEAR-BY-YEAR FINISH

| Year | Head Coach | Record | West | GB | Home | Road | Attend. |
|---------------|-------------------------|----------------|---------|----|----------------|----------------|---------|
| 1999 | Brian Agler | 15-17 | 4th (6) | 11 | 8-8 | 7-9 | 10,494 |
| 2000 | Brian Agler | 15-17 | 6th (8) | 13 | 8-8 | 7-9 | 7,290 |
| 2001 | Brian Agler | 12-20 | 6th (8) | 16 | 6-10 | 6-10 | 7,538 |
| 2002 | Agler/VanDerveer | 10-22 | 8th (8) | 15 | 7-9 | 3-13 | 7,819 |
| 2003 | Suzie McConnell Serio | 18-16 | 4th (7) | 6 | 11-6 | 7-10 | 7,074 |
| 2004 | Suzie McConnell Serio | 18-16 | 3rd (7) | 7 | 11-6 | 7-10 | 7,418 |
| 2005 | Suzie McConnell Serio | 14-20 | 6th (7) | 11 | 11-6 | 3-14 | 6,673 |
| 2006 | McConnell Serio/Jenkins | 10-24 | 7th (7) | 15 | 8-9 | 2-15 | 6,442 |
| 2007 | Don Zierden | 10-24 | 6th (7) | 13 | 7-10 | 3-14 | 6,971 |
| 2008 | Don Zierden | 16-18 | 6th (7) | 8 | 9-8 | 7-10 | 7,057 |
| 2009 | Jennifer Gillom | 14-20 | 5th (6) | 9 | 9-8 | 5-12 | 7,537 |
| 2010 | Cheryl Reeve | 13-21 | 5th (6) | 15 | 7-10 | 6-11 | 7,622 |
| 2011 | Cheryl Reeve | 27-7 | 1st (6) | - | 14-3 | 13-4 | 8,447 |
| 2012 | Cheryl Reeve | 27-7 | 1st (6) | - | 16-1 | 11-6 | 9,683 |
| 2013 | Cheryl Reeve | 26-8 | 1st (6) | - | 15-2 | 11-6 | 9,381 |
| 2014 | Cheryl Reeve | 25-9 | 2nd (6) | 4 | 15-2 | 10-7 | 9,333 |
| 2015 | Cheryl Reeve | 22-12 | 1st (6) | - | 13-4 | 9-8 | 9,364 |
| 2016 | Cheryl Reeve | 28-6 | 1st (6) | - | 15-2 | 13-4 | 9,266 |
| Totals | | 320-284 | | | 190-112 | 130-172 | |

ALL-TIME LYNX RECORD BY MONTH

| Year | May | June | July | August | September | Overall |
|---------------|--------------|---------------|--------------|--------------|--------------|----------------|
| 1999 | | 4-3 | 7-7 | 4-7 | | 15-17 |
| 2000 | 1-0 | 8-5 | 4-9 | 2-3 | | 15-17 |
| 2001 | 1-0 | 4-6 | 2-11 | 5-3 | | 12-20 |
| 2002 | 1-1 | 4-7 | 2-11 | 3-3 | | 10-22 |
| 2003 | 2-1 | 5-5 | 6-5 | 5-5 | | 18-16 |
| 2004 | 2-3 | 4-5 | 8-3 | 1-0 | 3-5 | 18-16 |
| 2005 | 1-2 | 7-5 | 3-6 | 3-7 | | 14-20 |
| 2006 | 1-3 | 4-7 | 4-8 | 1-6 | | 10-24 |
| 2007 | 0-5 | 5-5 | 2-10 | 3-4 | | 10-24 |
| 2008 | 4-0 | 4-7 | 5-6 | 1-0 | 2-5 | 16-18 |
| 2009 | | 7-3 | 3-6 | 2-8 | 2-3 | 14-20 |
| 2010 | 1-5 | 4-5 | 2-6 | 6-5 | | 13-21 |
| 2011 | | 6-3 | 7-1 | 11-2 | 3-1 | 27-7 |
| 2012 | 5-0 | 8-1 | 2-3 | 6-0 | 6-3 | 27-7 |
| 2013 | | 7-2 | 7-1 | 8-4 | 4-1 | 26-8 |
| 2014 | 6-0 | 6-5 | 9-1 | 4-3 | | 25-9 |
| 2015 | | 7-2 | 7-2 | 6-6 | 2-2 | 22-12 |
| 2016 | 6-0 | 7-3 | 8-1 | 1-1 | 6-1 | 28-6 |
| Totals | 31-20 | 101-79 | 88-97 | 72-67 | 28-21 | 320-284 |

YEARLY STATISTICAL RANKINGS

| Year | Points | | FG% | | FT% | 3Pt% | Reb | Ast | Stl | TO | Blk |
|------|--------|-----|-----|-----|-----|------|-----|-----|-----|----|-----|
| | Off | Def | Off | Def | | | | | | | |
| 1999 | 11 | 3 | 12 | 9 | 8 | 5 | 12 | 4 | 11 | 1 | 12 |
| 2000 | 9 | 9 | 13 | 8 | 5 | 2 | 15 | 9 | 14 | 8 | 16 |
| 2001 | 9 | 9 | 16 | 2 | 4 | 11 | 9 | 13 | 15 | 14 | 6 |
| 2002 | 16 | 5 | 12 | 6 | 16 | 7 | 6 | 12 | 13 | 15 | 10 |
| 2003 | 5 | 9 | 2 | 11 | 11 | 5 | 2 | 2 | 8 | 13 | 12 |
| 2004 | 12 | 2 | 12 | 2 | 12 | 10 | 6 | 7 | 9 | 13 | 3 |
| 2005 | 10 | 7 | 10 | 6 | 8 | 3 | 8 | 4 | 6 | 12 | 6 |
| 2006 | 8 | 13 | 7 | 12 | 11 | 4 | 9 | 13 | 14 | 6 | 8 |
| 2007 | 5 | 12 | 9 | 13 | 5 | 12 | 5 | 4 | 12 | 6 | 13 |
| 2008 | 2 | 12 | 2 | 11 | 5 | 11 | 10 | 6 | 3 | 1 | 8 |
| 2009 | 3 | 12 | 10 | 13 | 8 | 6 | 9 | 12 | 4 | 4 | 6 |
| 2010 | 6 | 9 | 12 | 9 | 9 | 11 | 4 | 11 | 3 | 1 | 9 |
| 2011 | 3 | 2 | 2 | 1 | 10 | 4 | 1 | 3 | 9 | 2 | 6 |
| 2012 | 1 | 5 | 1 | 2 | 7 | 1 | 2 | 1 | 9 | 5 | 2 |
| 2013 | 1 | 3 | 2 | 2 | 4 | 1 | 2 | 1 | 6 | 1 | 4 |
| 2014 | 2 | 6 | 2 | 4 | 6 | 4 | 6 | 1 | 9 | 1 | 5 |
| 2015 | 5 | 3 | 3 | 4 | 2 | 4 | 5 | 2 | 10 | 4 | 4 |
| 2016 | 2 | 2 | 2 | 2 | 5 | 7 | 1 | 2 | 3 | 3 | 5 |

ALL-TIME LYNX RECORD BY CONFERENCE

| Year | Western Conference | | | Eastern Conference | | |
|---------------|--------------------|---------------|----------------|--------------------|--------------|----------------|
| | Home | Road | Total | Home | Road | Total |
| 1999 | 5-5 | 3-7 | 8-12 | 3-3 | 4-2 | 7-5 |
| 2000 | 3-7 | 2-9 | 5-16 | 5-1 | 5-0 | 10-1 |
| 2001 | 5-6 | 4-6 | 9-12 | 1-4 | 2-4 | 3-8 |
| 2002 | 5-5 | 1-10 | 6-15 | 2-4 | 2-3 | 4-7 |
| 2003 | 9-3 | 5-7 | 14-10 | 2-3 | 2-3 | 4-6 |
| 2004 | 8-3 | 4-7 | 12-10 | 3-3 | 3-3 | 6-6 |
| 2005 | 7-4 | 2-9 | 9-13 | 4-2 | 1-5 | 5-7 |
| 2006 | 5-5 | 1-9 | 6-14 | 3-4 | 1-6 | 4-10 |
| 2007 | 5-6 | 3-8 | 8-14 | 2-4 | 0-6 | 2-10 |
| 2008 | 5-5 | 3-7 | 8-12 | 4-3 | 4-3 | 8-6 |
| 2009 | 4-6 | 3-7 | 7-13 | 5-2 | 2-5 | 7-7 |
| 2010 | 5-6 | 3-8 | 8-14 | 2-4 | 3-3 | 5-7 |
| 2011 | 10-1 | 8-3 | 18-4 | 4-2 | 5-1 | 9-3 |
| 2012 | 11-0 | 6-5 | 17-5 | 5-1 | 5-1 | 10-2 |
| 2013 | 10-1 | 8-3 | 18-4 | 5-1 | 3-3 | 8-4 |
| 2014 | 9-2 | 6-5 | 15-7 | 6-0 | 4-2 | 10-2 |
| 2015 | 10-1 | 6-5 | 16-6 | 3-3 | 3-3 | 6-6 |
| 2016 | 7-1 | 8-0 | 15-1 | 8-1 | 5-4 | 13-5 |
| Totals | 123-67 | 76-115 | 199-182 | 67-45 | 54-57 | 121-102 |



MISCELLANEOUS RECORDS

GAMES WITH LARGEST MARGINS

BIGGEST WINS

| Margin | Opponent | Score | Date | Site |
|--------|-------------|--------|---------|---------------|
| 43 | Los Angeles | 114-71 | 5/31/06 | Target Center |
| 37 | Dallas | 93-56 | 7/9/16 | Target Center |
| 32 | Atlanta | 110-78 | 6/10/16 | Philips Arena |
| 32 | New York | 102-70 | 6/21/12 | Target Center |
| 32 | Phoenix | 91-59 | 7/7/13 | Target Center |
| 31 | New York | 88-57 | 8/18/13 | Target Center |
| 30 | Tulsa | 101-71 | 6/30/11 | BOK Center |

BIGGEST ROAD WINS

| Margin | Opponent | Score | Date | Site |
|--------|-------------|--------|---------|-------------------|
| 32 | Atlanta | 110-78 | 6/10/16 | Philips Arena |
| 30 | Tulsa | 101-71 | 6/30/11 | BOK Center |
| 26 | Washington | 96-70 | 9/14/08 | Verizon Center |
| 26 | New York | 73-47 | 8/27/13 | Prudential Center |
| 24 | San Antonio | 81-57 | 7/12/16 | AT&T Center |

BIGGEST LOSSES

| Margin | Opponent | Score | Date | Site |
|--------|-------------|-------|---------|--------------------|
| 39 | Sacramento | 52-91 | 7/3/01 | Target Center |
| 38 | Indiana | 51-89 | 6/6/10 | Target Center |
| 33 | Phoenix | 46-79 | 7/29/99 | America West Arena |
| 31 | Utah | 56-87 | 7/5/02 | Delta Center |
| 31 | Phoenix | 68-99 | 8/8/06 | US Airways Center |
| 30 | San Antonio | 60-90 | 6/16/06 | AT&T Center |
| 30 | Los Angeles | 66-96 | 7/2/13 | Staples Center |

BIGGEST HOME LOSSES

| Margin | Opponent | Score | Date | Site |
|--------|-------------|--------|---------|---------------|
| 39 | Sacramento | 52-91 | 7/3/01 | Target Center |
| 38 | Indiana | 51-89 | 6/6/10 | Target Center |
| 27 | Sacramento | 59-86 | 7/22/06 | Target Center |
| 24 | Phoenix | 79-103 | 7/25/07 | Target Center |
| 19 | Phoenix | 55-74 | 6/20/00 | Target Center |
| 19 | Connecticut | 53-72 | 7/17/05 | Target Center |

ALL-TIME HOME OPENER RESULTS (13-5)

| Date | Score | Site | Attendance |
|---------|-----------------------------------|---------------|------------|
| 6/12/99 | Minnesota 68, Detroit 51 | Target Center | 12,122 |
| 5/31/00 | Minnesota 73, Cleveland 62 | Target Center | 6,948 |
| 6/2/01 | Phoenix 89, Minnesota 80 | Target Center | 10,040 |
| 5/25/02 | Utah 79, Minnesota 75 (OT) | Target Center | 11,481 |
| 5/24/03 | Minnesota 72, Sacramento 71 | Target Center | 10,967 |
| 5/28/04 | Minnesota 73, Washington 62 | Target Center | 6,361 |
| 5/25/05 | Minnesota 68, Los Angeles 65 | Target Center | 5,665 |
| 5/23/06 | Connecticut 81, Minnesota 69 | Target Center | 9,471 |
| 5/20/07 | Sacramento 74, Minnesota 64 | Target Center | 9,831 |
| 5/18/08 | Minnesota 84, Detroit 70 | Target Center | 9,972 |
| 6/6/09 | Minnesota 102, Chicago 85 | Target Center | 8,708 |
| 5/16/10 | Washington 87, Minnesota 76 | Target Center | 9,985 |
| 6/5/11 | Minnesota 86, Los Angeles 69 | Target Center | 10,123 |
| 5/20/12 | Philips Arena 105, Phoenix 83 | Target Center | 12,611 |
| 6/1/13 | Minnesota 90, Connecticut 74 | Target Center | 9,223 |
| 5/18/14 | Minnesota 90, Connecticut 87 (OT) | Target Center | 9,434 |
| 6/5/15 | Minnesota 83, Tulsa 75 | Target Center | 9,020 |
| 5/14/16 | Minnesota 95, Phoenix 76 | Target Center | 9,221 |

ALL-TIME OPENING GAME RESULTS (12-6)

| Date | Score | Site | Attendance |
|---------|------------------------------|--------------------|------------|
| 6/12/99 | Minnesota 68, Detroit 51 | Target Center | 12,122 |
| 5/31/00 | Minnesota 73, Cleveland 62 | Target Center | 6,948 |
| 5/31/01 | Minnesota 82, Portland 65 | Rose Garden | 10,315 |
| 5/25/02 | Utah 79, Minnesota 75 (OT) | Target Center | 11,481 |
| 5/24/03 | Minnesota 72, Sacramento 71 | Target Center | 10,967 |
| 5/20/04 | Seattle 88, Minnesota 85 | KeyArena | 6,624 |
| 5/22/05 | Houston 79, Minnesota 65 | Toyota Center | 8,250 |
| 5/23/06 | Connecticut 81, Minnesota 69 | Target Center | 9,471 |
| 5/19/07 | Indiana 83, Minnesota 64 | Conseco Fieldhouse | 9,210 |
| 5/18/08 | Minnesota 84, Detroit 70 | Target Center | 9,972 |
| 6/6/09 | Minnesota 102, Chicago 85 | Target Center | 8,708 |
| 5/15/10 | Minnesota 80, Tulsa 74 | BOK Center | 7,806 |
| 6/3/11 | Los Angeles 82, Minnesota 74 | Staples Center | 13,589 |
| 5/20/12 | Minnesota 105, Phoenix 83 | Target Center | 12,611 |
| 6/1/13 | Minnesota 90, Connecticut 74 | Target Center | 9,223 |
| 5/16/14 | Minnesota 89, Washington 77 | Verizon Center | 7,395 |
| 6/5/15 | Minnesota 83, Tulsa 75 | Target Center | 9,020 |
| 5/14/16 | Minnesota 95, Phoenix 76 | Target Center | 9,221 |



MISCELLANEOUS RECORDS

ALL-TIME RECORD STREAKS

Longest Winning Streaks

| | |
|----|-----------------|
| 13 | 9/4/11–6/15/12 |
| 13 | 5/14/16–6/21/16 |
| 11 | 7/10/12–9/9/12 |
| 11 | 7/8/14–8/7/14 |
| 10 | 7/7/13–8/6/13 |

Longest Home Winning Streaks

| | |
|----|--------------------------|
| 18 | 7/12/12–8/4/13 |
| 11 | 6/20/14–8/7/14 |
| 10 | 7/2/16–9/17/16 (current) |
| 9 | 7/16/11–8/30/11 |
| 9 | 9/8/11–6/27/12 |

Longest Road Winning Streaks

| | |
|----|-----------------|
| 10 | 8/18/11–6/15/12 |
| 8 | 5/18/16–6/21/16 |
| 5 | 6/30/11–8/7/11 |
| 5 | 7/11/13–8/6/13 |

Longest Losing Streaks

| | |
|----|-----------------|
| 10 | 8/8/06–6/3/07 |
| 10 | 7/1/07–7/25/07 |
| 8 | 7/5/00–7/21/00 |
| 7 | 7/3/02–7/19/02 |
| 7 | 8/18/05–5/27/06 |

Longest Home Losing Streaks

| | |
|---|----------------|
| 5 | 7/3/07–7/25/07 |
| 4 | 7/3/02–7/19/02 |
| 4 | 7/22/06–8/4/06 |
| 4 | 5/20/07–6/1/07 |
| 4 | 7/10/09–8/1/09 |

Longest Road Losing Streaks

| | |
|----|-----------------|
| 12 | 6/4/02–7/31/02 |
| 10 | 7/26/05–6/4/06 |
| 9 | 7/28/06–6/3/07 |
| 9 | 7/31/09–9/13/09 |

TOP SCORING GAMES OFF THE BENCH

LYNX

| Pts | Player | Opponent | Date |
|-----|-----------------|---------------|---------|
| 32 | Monica Wright | Phoenix | 6/1/10 |
| 27 | Candice Wiggins | @ Houston | 7/17/08 |
| 26 | Candice Wiggins | @ New York | 6/14/08 |
| 26 | Charde Houston | @ Phoenix | 7/29/10 |
| 25 | Candice Wiggins | @ Tulsa | 7/10/12 |
| 24 | Candice Wiggins | Houston | 6/21/08 |
| 24 | Candice Wiggins | @ San Antonio | 7/19/08 |
| 24 | Charde Houston | Los Angeles | 8/12/10 |

OPPONENTS

| Pts | Player | Team | Date |
|-----|------------------|-------------|--------------|
| 33 | Renee Montgomery | Connecticut | 8/3/10 (OT) |
| 30 | Angel McCoughtry | Atlanta | 9/7/12 (2OT) |
| 26 | Bridget Pettis | Phoenix | 6/2/01 |
| 25 | Tina Thompson | @ Houston | 7/17/08 |
| 24 | Penny Taylor | @ Phoenix | 8/8/06 |
| 24 | DeWanna Bonner | Phoenix | 7/13/11 |

ALL-TIME COMEBACKS

| Lead | Score/Time | vs./@ Opponent | Final Score | Date |
|------|-------------------------|------------------|-------------|---------|
| 25 | 25-50 1:30, 2nd Quarter | vs. Atlanta | 97-93 (2OT) | 9/7/12 |
| 21 | 32-53 19:07, 2nd Half | vs. Los Angeles* | 74-72 | 8/28/03 |
| 20 | 35-55 6:42, 2nd Half | vs. Phoenix | 61-59 | 7/9/04 |
| 18 | 8-26 2:12, 1st Quarter | @ San Antonio* | 94-89 | 8/23/14 |
| 18 | 25-43 5:24, 2nd Quarter | @ Seattle | 76-73 | 6/25/15 |

LEADS THAT GOT AWAY

| Lead | Score/Time | vs./@ Opponent | Final Score | Date |
|------|-------------------------|-----------------|---------------|---------|
| 19 | 40-21 2:27, 1st Half | vs. Los Angeles | 77-81 (2OT) | 7/1/99 |
| 17 | 66-49 8:28, 4th Quarter | vs. Washington | 87-91 (OT) | 7/20/07 |
| 17 | 28-11 1:29, 1st Quarter | @ New York | 67-80 | 8/23/09 |
| 17 | 45-28 5:45, 2nd Quarter | vs. Phoenix | 124-127 (2OT) | 7/24/10 |
| 17 | 27-10 8:48, 2nd Quarter | vs. Los Angeles | 77-78 | 8/12/10 |

*Playoff game

LYNX ATTENDANCE

| Year | Total Home Attendance | Avg. Home Attendance | WNBA Rank | Avg. Road Attendance | Avg. WNBA Attendance |
|---------------|-----------------------|----------------------|-----------|----------------------|----------------------|
| 1999 | 167,901 | 10,494 | 5th (12) | 9,313 | 10,207 |
| 2000 | 116,638 | 7,290 | 12th (16) | 8,659 | 9,040 |
| 2001 | 120,607 | 7,538 | 11th (16) | 8,899 | 9,075 |
| 2002 | 125,110 | 7,819 | 11th (16) | 9,022 | 9,228 |
| 2003 | 120,253 | 7,074 | 12th (14) | 8,532 | 8,826 |
| 2004 | 126,108 | 7,418 | 11th (13) | 8,925 | 8,593 |
| 2005 | 113,447 | 6,673 | 12th (13) | 7,462 | 8,171 |
| 2006 | 109,522 | 6,442 | 12th (14) | 7,340 | 7,443 |
| 2007 | 118,513 | 6,971 | 12th (13) | 7,754 | 7,742 |
| 2008 | 119,972 | 7,057 | 12th (14) | 7,584 | 7,943 |
| 2009 | 128,127 | 7,537 | 9th (13) | 8,199 | 8,024 |
| 2010 | 129,582 | 7,622 | 8th (12) | 7,069 | 7,822 |
| 2011 | 143,607 | 8,447 | 5th (12) | 8,464 | 7,888 |
| 2012 | 164,617 | 9,683 | 2nd (12) | 7,267 | 7,457 |
| 2013 | 159,483 | 9,381 | 2nd (12) | 7,299 | 7,531 |
| 2014 | 158,656 | 9,333 | 2nd (12) | 7,783 | 7,578 |
| 2015 | 159,189 | 9,364 | 2nd (12) | 7,154 | 7,318 |
| 2016 | 157,523 | 9,266 | 4th (12) | 7,319 | 7,655 |
| Totals | 2,438,855 | 8,076 | — | 7,995 | 8,222 |

LYNX ALL-TIME LARGEST CROWDS

| Home | Road |
|-------------------------|----------------------|
| 19,423 vs. Los Angeles* | 19,839 at Washington |
| 18,933 vs. Indiana* | 18,165 at Indiana* |
| 17,414 vs. Connecticut | 17,317 at Sacramento |
| 16,413 vs. Tulsa | 17,317 at Sacramento |
| 16,404 vs. Phoenix | 16,332 at Indiana* |

*Playoff game



MISCELLANEOUS RECORDS

LYNX ALL-TIME OVERTIME RECORD

| Year | Games | Home W-L | Road W-L | Total W-L |
|---------------|-----------|--------------|-------------|--------------|
| 1999 | 2 | 0-2 | 0-0 | 0-2 |
| 2000 | 1 | 0-0 | 1-0 | 1-0 |
| 2001 | 3 | 1-0 | 0-2 | 1-2 |
| 2002 | 3 | 1-1 | 0-1 | 1-2 |
| 2003 | 2 | 1-1 | 0-0 | 1-1 |
| 2004 | 2 | 2-0 | 0-0 | 2-0 |
| 2005 | 2 | 0-0 | 1-1 | 1-1 |
| 2006 | 1 | 0-1 | 0-0 | 0-1 |
| 2007 | 3 | 1-1 | 0-1 | 1-2 |
| 2008 | 4 | 0-1 | 2-1 | 2-2 |
| 2009 | 2 | 1-0 | 0-1 | 1-1 |
| 2010 | 4 | 1-1 | 2-0 | 3-1 |
| 2011 | 0 | 0-0 | 0-0 | 0-0 |
| 2012 | 2 | 2-0 | 0-0 | 2-0 |
| 2013 | 1 | 0-0 | 0-1 | 0-1 |
| 2014 | 2 | 2-0 | 0-0 | 2-0 |
| 2015 | 1 | 0-1 | 0-0 | 0-1 |
| 2016 | 4 | 0-1 | 1-2 | 1-3 |
| Totals | 39 | 12-10 | 7-10 | 19-20 |

OVERTIME SUMMARY

| Team | Date | Site | W/L | Min-Opp |
|-------------|---------|---------------------|-----|---------------|
| Atlanta | 9/7/12 | Target Center | W | 97-93 (20T) |
| | 7/22/14 | Target Center | W | 112-108 (20T) |
| Chicago | 8/7/10 | Allstate Arena | W | 87-82 |
| | 8/11/13 | Allstate Arena | L | 86-94 |
| | 9/13/16 | Allstate Arena | L | 97-98 |
| Cleveland | 6/24/00 | Gund Arena | W | 60-57 |
| Connecticut | 6/13/07 | Target Center | W | 77-73 |
| | 8/3/10 | Target Center | W | 111-103 |
| | 5/18/14 | Target Center | W | 90-87 |
| | 7/22/15 | Target Center | L | 77-78 |
| | 7/7/16 | Mohegan Sun Arena | L | 89-93 |
| Dallas | 7/17/16 | College Park Center | W | 98-97 |
| Detroit | 7/1/02 | Target Center | W | 85-80 |
| | 8/23/03 | Target Center | L | 77-86 |
| | 8/11/05 | The Palace | L | 66-72 |
| | 6/20/08 | The Palace | L | 93-98 |
| Houston | 6/1/03 | Target Center | W | 68-64 |
| | 6/30/04 | Target Center | W | 58-50 |
| | 8/4/06 | Target Center | L | 73-77 |
| | 5/27/08 | Reliant Arena | W | 98-92 |
| Indiana | 7/24/08 | Conseco Fieldhouse | W | 84-80 |
| | 8/22/10 | Conseco Fieldhouse | W | 83-79 |
| Los Angeles | 7/1/99 | Target Center | L | 77-81 (20T) |
| | 7/8/01 | Staples Center | L | 95-100 |
| | 7/27/08 | Target Center | L | 84-92 |
| New York | 6/29/16 | Target Center | L | 92-95 |
| Orlando | 8/20/99 | Target Center | L | 80-83 |
| Phoenix | 7/24/10 | Target Center | L | 124-127 (20T) |
| Sacramento | 8/5/01 | Target Center | W | 79-76 |
| | 7/11/04 | Target Center | W | 83-73 |
| San Antonio | 9/1/09 | AT&T Center | L | 82-84 (20T) |
| | 8/28/12 | Target Center | W | 96-84 |
| Seattle | 6/4/02 | KeyArena | L | 68-78 |
| | 6/15/05 | KeyArena | W | 86-81 |
| Utah | 7/28/01 | Delta Center | L | 60-68 |
| | 5/25/02 | Target Center | L | 75-79 |
| Washington | 7/10/07 | Verizon Center | L | 83-91 |
| | 7/20/07 | Target Center | L | 87-91 |
| | 7/7/09 | Target Center | W | 96-94 |



YEAR-BY-YEAR LEADERS

TOTAL POINTS

| | | |
|------|------------------|-----|
| 2016 | Maya Moore | 656 |
| 2015 | Maya Moore | 681 |
| 2014 | Maya Moore | 812 |
| 2013 | Maya Moore | 628 |
| 2012 | Maya Moore | 558 |
| 2011 | Seimone Augustus | 551 |
| 2010 | Seimone Augustus | 422 |
| 2009 | Candice Wiggins | 446 |
| 2008 | Seimone Augustus | 591 |
| 2007 | Seimone Augustus | 769 |
| 2006 | Seimone Augustus | 744 |
| 2005 | Nicole Ohlde | 382 |
| 2004 | Katie Smith | 432 |
| 2003 | Katie Smith | 620 |
| 2002 | Katie Smith | 512 |
| 2001 | Katie Smith | 739 |
| 2000 | Katie Smith | 646 |
| 1999 | Tonya Edwards | 475 |

SCORING AVERAGE

| | | |
|------|------------------|------|
| 2016 | Maya Moore | 19.3 |
| 2015 | Maya Moore | 20.6 |
| 2014 | Maya Moore | 23.9 |
| 2013 | Maya Moore | 18.5 |
| 2012 | Seimone Augustus | 16.6 |
| 2011 | Seimone Augustus | 16.2 |
| 2010 | Seimone Augustus | 16.9 |
| 2009 | Nicky Anosike | 13.2 |
| 2008 | Seimone Augustus | 19.1 |
| 2007 | Seimone Augustus | 22.6 |
| 2006 | Seimone Augustus | 21.9 |
| 2005 | Nicole Ohlde | 11.2 |
| 2004 | Nicole Ohlde | 11.7 |
| 2003 | Katie Smith | 18.2 |
| 2002 | Katie Smith | 16.5 |
| 2001 | Katie Smith | 23.1 |
| 2000 | Katie Smith | 20.2 |
| 1999 | Brandy Reed | 16.1 |

FIELD GOALS MADE

| | | |
|------|------------------|-----|
| 2016 | Maya Moore | 223 |
| 2015 | Maya Moore | 238 |
| 2014 | Maya Moore | 295 |
| 2013 | Maya Moore | 233 |
| 2012 | Maya Moore | 199 |
| 2011 | Seimone Augustus | 231 |
| 2010 | Seimone Augustus | 176 |
| 2009 | Charde Houston | 175 |
| 2008 | Seimone Augustus | 233 |
| 2007 | Seimone Augustus | 296 |
| 2006 | Seimone Augustus | 283 |
| 2005 | Nicole Ohlde | 133 |
| 2004 | Katie Smith | 137 |
| 2003 | Katie Smith | 208 |
| 2002 | Katie Smith | 162 |
| 2001 | Katie Smith | 204 |

| | | |
|------|-------------|-----|
| 2000 | Katie Smith | 203 |
| 1999 | Brandy Reed | 168 |

FIELD GOALS ATTEMPTED

| | | |
|------|------------------|-----|
| 2016 | Maya Moore | 498 |
| 2015 | Maya Moore | 566 |
| 2014 | Maya Moore | 613 |
| 2013 | Maya Moore | 458 |
| 2012 | Maya Moore | 428 |
| 2011 | Seimone Augustus | 458 |
| 2010 | Seimone Augustus | 410 |
| 2009 | Charde Houston | 376 |
| 2008 | Seimone Augustus | 496 |
| 2007 | Seimone Augustus | 583 |
| 2006 | Seimone Augustus | 620 |
| 2005 | Nicole Ohlde | 292 |
| 2004 | Katie Smith | 318 |
| 2003 | Katie Smith | 455 |
| 2002 | Katie Smith | 401 |
| 2001 | Katie Smith | 519 |
| 2000 | Katie Smith | 482 |
| 1999 | Tonya Edwards | 462 |

FIELD-GOAL PERCENTAGE

| | | | |
|------|-------------------------|-----------|------|
| 2016 | Sylvia Fowles | (182-306) | .595 |
| 2015 | Sylvia Fowles | (103-203) | .507 |
| 2014 | Seimone Augustus | (170-333) | .511 |
| 2013 | Seimone Augustus | (213-413) | .516 |
| 2012 | Taj McWilliams-Franklin | (122-235) | .519 |
| 2011 | Lindsay Whalen | (179-350) | .511 |
| 2010 | Seimone Augustus | (176-410) | .429 |
| 2009 | Nicky Anosike | (130-265) | .491 |
| 2008 | Charde Houston | (116-236) | .492 |
| 2007 | Seimone Augustus | (296-583) | .508 |
| 2006 | Seimone Augustus | (283-620) | .456 |
| 2005 | Nicole Ohlde | (133-292) | .455 |
| 2004 | Tamika Williams | (102-189) | .540 |
| 2003 | Tamika Williams | (129-193) | .668 |
| 2002 | Tamika Williams | (124-221) | .561 |
| 2001 | Katie Smith | (204-519) | .393 |
| 2000 | Kristin Folk | (86-191) | .450 |
| 1999 | Brandy Reed | (168-366) | .459 |

FREE THROWS MADE

| | | |
|------|------------------|-----|
| 2016 | Maya Moore | 145 |
| 2015 | Maya Moore | 136 |
| 2014 | Maya Moore | 160 |
| 2013 | Lindsay Whalen | 108 |
| 2012 | Maya Moore | 87 |
| 2011 | Lindsay Whalen | 89 |
| 2010 | Lindsay Whalen | 133 |
| 2009 | Nicky Anosike | 135 |
| 2008 | Candice Wiggins | 161 |
| 2007 | Seimone Augustus | 151 |
| 2006 | Seimone Augustus | 148 |
| 2005 | Nicole Ohlde | 116 |
| 2004 | Nicole Ohlde | 125 |

| | | |
|------|---------------|-----|
| 2003 | Katie Smith | 126 |
| 2002 | Katie Smith | 126 |
| 2001 | Katie Smith | 246 |
| 2000 | Katie Smith | 152 |
| 1999 | Tonya Edwards | 79 |

FREE THROWS ATTEMPTED

| | | |
|------|------------------|-----|
| 2016 | Maya Moore | 167 |
| 2015 | Maya Moore | 159 |
| 2014 | Maya Moore | 181 |
| 2013 | Lindsay Whalen | 138 |
| 2012 | Rebekkah Brunson | 112 |
| 2011 | Lindsay Whalen | 122 |
| 2010 | Rebekkah Brunson | 160 |
| 2009 | Nicky Anosike | 194 |
| 2008 | Candice Wiggins | 197 |
| 2007 | Seimone Augustus | 173 |
| 2006 | Seimone Augustus | 165 |
| 2005 | Nicole Ohlde | 142 |
| 2004 | Nicole Ohlde | 177 |
| 2003 | Katie Smith | 143 |
| 2002 | Katie Smith | 153 |
| 2001 | Katie Smith | 275 |
| 2000 | Katie Smith | 175 |
| 1999 | Tonya Edwards | 98 |

FREE-THROW PERCENTAGE

| | | | |
|------|------------------|-----------|------|
| 2016 | Lindsay Whalen | (66-74) | .892 |
| 2015 | Lindsay Whalen | (67-76) | .882 |
| 2014 | Maya Moore | (160-181) | .884 |
| 2013 | Maya Moore | (90-102) | .882 |
| 2012 | Maya Moore | (87-99) | .879 |
| 2011 | Seimone Augustus | (64-74) | .865 |
| 2010 | Lindsay Whalen | (133-148) | .899 |
| 2009 | Candice Wiggins | (134-150) | .893 |
| 2008 | Seimone Augustus | (105-118) | .890 |
| 2007 | Seimone Augustus | (151-173) | .873 |
| 2006 | Seimone Augustus | (148-165) | .897 |
| 2005 | Nicole Ohlde | (116-142) | .817 |
| 2004 | Katie Smith | (98-109) | .899 |
| 2003 | Katie Smith | (126-143) | .881 |
| 2002 | Tamara Moore | (44-53) | .830 |
| 2001 | Katie Smith | (246-275) | .895 |
| 2000 | Katie Smith | (152-175) | .869 |
| 1999 | Tonya Edwards | (79-98) | .806 |

THREE-POINT FG MADE

| | | |
|------|---------------------|----|
| 2016 | Maya Moore | 65 |
| 2015 | Maya Moore | 69 |
| 2014 | Maya Moore | 62 |
| 2013 | Maya Moore | 72 |
| 2012 | Maya Moore | 73 |
| 2011 | Maya Moore | 58 |
| 2010 | Charde Houston | 46 |
| 2009 | Roneeka Hodges | 68 |
| 2008 | Anna DeForge | 47 |
| 2007 | Svetlana Abrosimova | 45 |
| 2006 | Amber Jacobs | 40 |



YEAR-BY-YEAR LEADERS

| | | |
|------|---------------|----|
| 2005 | Katie Smith | 35 |
| 2004 | Katie Smith | 60 |
| 2003 | Katie Smith | 78 |
| 2002 | Katie Smith | 62 |
| 2001 | Katie Smith | 85 |
| 2000 | Katie Smith | 88 |
| 1999 | Tonya Edwards | 66 |

THREE-POINT FG ATTEMPTED

| | | |
|------|----------------|-----|
| 2016 | Maya Moore | 161 |
| 2015 | Maya Moore | 192 |
| 2014 | Maya Moore | 185 |
| 2013 | Maya Moore | 159 |
| 2012 | Maya Moore | 188 |
| 2011 | Maya Moore | 157 |
| 2010 | Charde Houston | 126 |
| 2009 | Roneeka Hodges | 171 |
| 2008 | Anna DeForge | 129 |
| 2007 | Kristen Mann | 106 |
| 2006 | Amber Jacobs | 102 |
| 2005 | Katie Smith | 104 |
| 2004 | Katie Smith | 139 |
| 2003 | Katie Smith | 200 |
| 2002 | Katie Smith | 188 |
| 2001 | Katie Smith | 240 |
| 2000 | Katie Smith | 232 |
| 1999 | Tonya Edwards | 192 |

THREE-POINT FG PERCENTAGE

| | | | |
|------|---------------------|----------|-----|
| 2016 | Maya Moore | (65-161) | 404 |
| 2015 | Tricia Liston | (27-63) | 429 |
| 2014 | Maya Moore | (62-185) | 335 |
| 2013 | Maya Moore | (72-159) | 453 |
| 2012 | Seimone Augustus | (45-103) | 437 |
| 2011 | Seimone Augustus | (25-60) | 417 |
| 2010 | Charde Houston | (46-126) | 365 |
| 2009 | Roneeka Hodges | (68-171) | 398 |
| 2008 | Anna DeForge | (47-129) | 364 |
| 2007 | Svetlana Abrosimova | (45-101) | 446 |
| 2006 | Amber Jacobs | (40-102) | 392 |
| 2005 | Stacey Lovelace | (26-63) | 413 |
| 2004 | Katie Smith | (60-139) | 432 |
| 2003 | Katie Smith | (78-200) | 390 |
| 2002 | Tamara Moore | (26-68) | 382 |
| 2001 | Betty Lennox | (20-52) | 385 |
| 2000 | Betty Lennox | (55-139) | 396 |
| 1999 | Katie Smith | (52-136) | 382 |

OFFENSIVE REBOUNDS

| | | |
|------|------------------|-----|
| 2016 | Sylvia Fowles | 84 |
| 2015 | Rebekkah Brunson | 87 |
| 2014 | Maya Moore | 72 |
| 2013 | Rebekkah Brunson | 89 |
| 2012 | Rebekkah Brunson | 108 |
| 2011 | Rebekkah Brunson | 96 |
| 2010 | Rebekkah Brunson | 120 |
| 2009 | Nicky Anosike | 73 |

| | | |
|------|-----------------|----|
| 2008 | Nicky Anosike | 78 |
| 2007 | Nicole Ohlde | 69 |
| 2006 | Tamika Williams | 73 |
| 2005 | Tamika Williams | 76 |
| 2004 | Nicole Ohlde | 83 |
| 2003 | Tamika Williams | 92 |
| 2002 | Tamika Williams | 96 |
| 2001 | Lynn Pride | 47 |
| 2000 | Betty Lennox | 53 |
| 1999 | Brandy Reed | 55 |

DEFENSIVE REBOUNDS

| | | |
|------|---------------------|-----|
| 2016 | Sylvia Fowles | 206 |
| 2015 | Rebekkah Brunson | 189 |
| 2014 | Maya Moore | 204 |
| 2013 | Rebekkah Brunson | 205 |
| 2012 | Rebekkah Brunson | 169 |
| 2011 | Rebekkah Brunson | 205 |
| 2010 | Rebekkah Brunson | 190 |
| 2009 | Nicky Anosike | 149 |
| 2008 | Nicky Anosike | 153 |
| 2007 | Nicole Ohlde | 139 |
| 2006 | Nicole Ohlde | 129 |
| 2005 | Nicole Ohlde | 131 |
| 2004 | Tamika Williams | 123 |
| 2003 | Tamika Williams | 117 |
| 2002 | Tamika Williams | 133 |
| 2001 | Svetlana Abrosimova | 131 |
| 2000 | Betty Lennox | 125 |
| 1999 | Andrea Lloyd Curry | 100 |

TOTAL REBOUNDS

| | | |
|------|---------------------|-----|
| 2016 | Sylvia Fowles | 290 |
| 2015 | Rebekkah Brunson | 276 |
| 2014 | Maya Moore | 276 |
| 2013 | Rebekkah Brunson | 294 |
| 2012 | Rebekkah Brunson | 277 |
| 2011 | Rebekkah Brunson | 301 |
| 2010 | Rebekkah Brunson | 310 |
| 2009 | Nicky Anosike | 222 |
| 2008 | Nicky Anosike | 231 |
| 2007 | Nicole Ohlde | 208 |
| 2006 | Nicole Ohlde | 190 |
| 2005 | Nicole Ohlde | 194 |
| 2004 | Tamika Williams | 205 |
| 2003 | Tamika Williams | 209 |
| 2002 | Tamika Williams | 229 |
| 2001 | Svetlana Abrosimova | 174 |
| 2000 | Betty Lennox | 178 |
| 1999 | Brandy Reed | 151 |

ASSISTS

| | | |
|------|----------------|-----|
| 2016 | Maya Moore | 142 |
| 2015 | Lindsay Whalen | 125 |
| 2014 | Lindsay Whalen | 189 |
| 2013 | Lindsay Whalen | 197 |
| 2012 | Lindsay Whalen | 178 |

| | | |
|------|-----------------|-----|
| 2011 | Lindsay Whalen | 199 |
| 2010 | Lindsay Whalen | 184 |
| 2009 | Candice Wiggins | 88 |
| 2008 | Candice Wiggins | 90 |
| 2007 | Noelle Quinn | 148 |
| 2006 | Amber Jacobs | 115 |
| 2005 | Kristi Harrower | 96 |
| 2004 | Helen Darling | 115 |
| 2003 | Teresa Edwards | 148 |
| 2002 | Katie Smith | 79 |
| 2001 | Kate Paye | 97 |
| 2000 | Katie Smith | 90 |
| 1999 | Sonja Tate | 100 |

STEALS

| | | |
|------|---------------------|----|
| 2016 | Maya Moore | 53 |
| 2015 | Maya Moore | 54 |
| 2014 | Maya Moore | 64 |
| 2013 | Maya Moore | 59 |
| 2012 | Maya Moore | 50 |
| 2011 | Maya Moore | 48 |
| 2010 | Nicky Anosike | 62 |
| 2009 | Nicky Anosike | 81 |
| 2008 | Nicky Anosike | 75 |
| 2007 | Svetlana Abrosimova | 44 |
| 2006 | Svetlana Abrosimova | 34 |
| 2005 | Svetlana Abrosimova | 48 |
| 2004 | Teresa Edwards | 47 |
| 2003 | Svetlana Abrosimova | 44 |
| 2002 | Tamika Williams | 44 |
| 2001 | Svetlana Abrosimova | 42 |
| 2000 | Betty Lennox | 53 |
| 1999 | Sonja Tate | 36 |

BLOCKED SHOTS

| | | |
|------|-------------------------|----|
| 2016 | Sylvia Fowles | 61 |
| 2015 | Devereaux Peters | 30 |
| 2014 | Janel McCarville | 29 |
| 2013 | Devereaux Peters | 34 |
| 2012 | Taj McWilliams-Franklin | 46 |
| 2011 | Taj McWilliams-Franklin | 24 |
| 2010 | Nicky Anosike | 32 |
| 2009 | Nicky Anosike | 28 |
| 2008 | Nicky Anosike | 43 |
| 2007 | Seimone Augustus | 21 |
| 2006 | Vanessa Hayden | 44 |
| 2005 | Vanessa Hayden | 68 |
| 2004 | Nicole Ohlde | 45 |
| 2003 | Janel Burse | 28 |
| 2002 | Lynn Pride | 25 |
| 2001 | Erin Buescher | 29 |
| 2000 | Kristin Folk | 22 |
| 1999 | Brandy Reed | 17 |

PERSONAL FOULS

| | | |
|------|---------------|-----|
| 2016 | Sylvia Fowles | 101 |
| 2015 | Maya Moore | 94 |



YEAR-BY-YEAR LEADERS

| | | |
|------|----------------|-----|
| 2014 | Maya Moore | 87 |
| 2013 | Maya Moore | 97 |
| 2012 | Maya Moore | 86 |
| 2011 | Maya Moore | 92 |
| 2010 | Monica Wright | 101 |
| 2009 | Charde Houston | 107 |
| 2008 | Nicky Anosike | 125 |
| 2007 | Nicole Ohlde | 127 |
| 2006 | Vanessa Hayden | 118 |
| 2005 | Vanessa Hayden | 110 |
| 2004 | Nicole Ohlde | 103 |
| 2003 | Katie Smith | 112 |
| 2002 | Katie Smith | 87 |
| 2001 | Erin Buescher | 101 |
| 2000 | Betty Lennox | 112 |
| 1999 | Katie Smith | 106 |

DISQUALIFICATIONS

| | | |
|------|-------------------------------------|---|
| 2016 | Natasha Howard | 2 |
| 2015 | Lindsay Whalen | 1 |
| 2014 | Janel McCarville, Monica Wright | 1 |
| 2013 | Maya Moore | 2 |
| 2012 | Maya Moore | 2 |
| 2011 | Adair, McWilliams-Franklin, Moore | 1 |
| 2010 | Lindsay Whalen, Monica Wright | 2 |
| 2009 | Charde Houston | 2 |
| 2008 | Candice Wiggins | 5 |
| 2007 | Kathrin Ress | 6 |
| 2006 | Vanessa Hayden | 2 |
| 2005 | Vanessa Hayden | 2 |
| 2004 | Butts, Ohlde, Smith | 1 |
| 2003 | Burse, Smith, Van Gorp | 2 |
| 2002 | Katie Smith, Michele Van Gorp | 2 |
| 2001 | Abrosimova, Buescher, Martin, Pride | 2 |
| 2000 | Keitha Dickerson, Betty Lennox | 4 |
| 1999 | Tonya Edwards | 6 |

TURNOVERS

| | | |
|------|---------------------|----|
| 2016 | Maya Moore | 79 |
| 2015 | Maya Moore | 77 |
| 2014 | Maya Moore | 81 |
| 2013 | Lindsay Whalen | 74 |
| 2012 | Lindsay Whalen | 68 |
| 2011 | Lindsay Whalen | 75 |
| 2010 | Lindsay Whalen | 76 |
| 2009 | Candice Wiggins | 81 |
| 2008 | Candice Wiggins | 57 |
| 2007 | Seimone Augustus | 83 |
| 2006 | Amber Jacobs | 90 |
| 2005 | Nicole Ohlde | 84 |
| 2004 | Teresa Edwards | 93 |
| 2003 | Teresa Edwards | 92 |
| 2002 | Svetlana Abrosimova | 92 |
| 2001 | Katie Smith | 87 |
| 2000 | Betty Lennox | 97 |
| 1999 | Tonya Edwards | 68 |

MINUTES PLAYED

| | | |
|------|------------------|-------|
| 2016 | Maya Moore | 1,009 |
| 2015 | Maya Moore | 1,102 |
| 2014 | Maya Moore | 1,181 |
| 2013 | Maya Moore | 1,068 |
| 2012 | Maya Moore | 1,011 |
| 2011 | Seimone Augustus | 997 |
| 2010 | Lindsay Whalen | 1,110 |
| 2009 | Candice Wiggins | 1,017 |
| 2008 | Seimone Augustus | 1,042 |
| 2007 | Seimone Augustus | 1,093 |
| 2006 | Seimone Augustus | 1,124 |
| 2005 | Nicole Ohlde | 1,038 |
| 2004 | Nicole Ohlde | 1,018 |
| 2003 | Katie Smith | 1,185 |
| 2002 | Katie Smith | 1,138 |
| 2001 | Katie Smith | 1,234 |
| 2000 | Katie Smith | 1,193 |
| 1999 | Tonya Edwards | 1,031 |

GAMES PLAYED

| | | |
|------|--|----|
| 2016 | Fowles, Howard, Montgomery, Moore, Perkins | 34 |
| 2015 | Rebekkah Brunson | 34 |
| 2014 | McCarville, Moore, Whalen, White | 34 |
| 2013 | Moore, Peters, Whalen | 34 |
| 2012 | Moore, Wiggins, Wright | 34 |
| 2011 | Augustus, Brunson, McWilliams-Franklin, Moore, Whalen, Wiggins | 34 |
| 2010 | Houston, Maiga-Ba, Wright | 34 |
| 2009 | Hollingsworth, Houston, McCants, Miller, Montgomery, Wiggins | 34 |
| 2008 | Anosike, DeForge, Ohlde | 34 |
| 2007 | Abrosimova, Augustus, Mann, Ohlde, Quinn | 34 |
| 2006 | Abrosimova, Augustus, Jacobs, Ohlde | 34 |
| 2005 | Harrower, Lovelace, Ohlde, Williams | 34 |
| 2004 | Edwards, Lovelace, Ohlde, Williams | 34 |
| 2003 | Edwards, Sam, Smith, Williams | 34 |
| 2002 | Burse, Pride, Smith, Williams | 31 |
| 2001 | Buescher, Paye, Pride, Smith | 32 |
| 2000 | Brumfield, Dickerson, Folk, Lennox, Smith | 32 |
| 1999 | Edwards, Folk, Lloyd Curry, Potthoff, Tate | 32 |

GAMES STARTED

| | | |
|------|----------------------------------|----|
| 2016 | Sylvia Fowles, Maya Moore | 34 |
| 2015 | Rebekkah Brunson | 34 |
| 2014 | McCarville, Moore, Whalen | 34 |
| 2013 | Maya Moore, Lindsay Whalen | 34 |
| 2012 | Maya Moore | 34 |
| 2011 | Augustus, Brunson, Moore, Whalen | 34 |
| 2010 | Lindsay Whalen | 33 |
| 2009 | Candice Wiggins | 34 |
| 2008 | Anosike, DeForge, Ohlde | 34 |
| 2007 | Seimone Augustus, Nicole Ohlde | 34 |
| 2006 | Augustus, Jacobs, Ohlde | 34 |
| 2005 | Kristi Harrower, Nicole Ohlde | 34 |
| 2004 | Teresa Edwards, Nicole Ohlde | 34 |
| 2003 | Edwards, Smith, Williams | 34 |

| | | |
|------|------------------------------|----|
| 2002 | Katie Smith, Tamika Williams | 31 |
| 2001 | Katie Smith | 32 |
| 2000 | Katie Smith | 32 |
| 1999 | Tonya Edwards | 32 |



INDIVIDUAL SEASON HIGHS

TOTAL POINTS

| | | |
|------------------|-----|------|
| Maya Moore | 812 | 2014 |
| Seimone Augustus | 769 | 2007 |
| Seimone Augustus | 744 | 2006 |
| Katie Smith | 739 | 2001 |
| Maya Moore | 681 | 2015 |

SCORING AVERAGE

| | | |
|------------------|------|------|
| Maya Moore | 23.9 | 2014 |
| Katie Smith | 23.1 | 2001 |
| Seimone Augustus | 22.6 | 2007 |
| Seimone Augustus | 21.9 | 2006 |
| Maya Moore | 20.6 | 2015 |

FIELD GOALS MADE

| | | |
|------------------|-----|------|
| Seimone Augustus | 296 | 2007 |
| Maya Moore | 295 | 2014 |
| Seimone Augustus | 283 | 2006 |
| Maya Moore | 238 | 2015 |
| Seimone Augustus | 233 | 2008 |
| Maya Moore | 233 | 2013 |

FIELD GOALS ATTEMPTED

| | | |
|------------------|-----|------|
| Seimone Augustus | 620 | 2006 |
| Maya Moore | 613 | 2014 |
| Seimone Augustus | 583 | 2007 |
| Maya Moore | 566 | 2015 |
| Katie Smith | 519 | 2001 |

FIELD-GOAL PERCENTAGE

| | | |
|-------------------------|------|------|
| Tamika Williams | .668 | 2003 |
| Sylvia Fowles | .595 | 2016 |
| Tamika Williams | .561 | 2002 |
| Tamika Williams | .540 | 2004 |
| Taj McWilliams-Franklin | .519 | 2012 |

FREE THROWS MADE

| | | |
|------------------|-----|------|
| Katie Smith | 246 | 2001 |
| Candice Wiggins | 161 | 2008 |
| Maya Moore | 160 | 2014 |
| Katie Smith | 152 | 2000 |
| Seimone Augustus | 151 | 2007 |

FREE THROWS ATTEMPTED

| | | |
|-----------------|-----|------|
| Katie Smith | 275 | 2001 |
| Candice Wiggins | 197 | 2008 |
| Nicky Anosike | 194 | 2009 |
| Maya Moore | 181 | 2014 |
| Nicole Ohlde | 177 | 2004 |

FREE-THROW PERCENTAGE

| | | |
|------------------|------|------|
| Katie Smith | .899 | 2004 |
| Lindsay Whalen | .899 | 2010 |
| Seimone Augustus | .897 | 2006 |
| Katie Smith | .895 | 2001 |
| Candice Wiggins | .893 | 2009 |

THREE-POINT FG MADE

| | | |
|-------------|----|------|
| Katie Smith | 88 | 2000 |
| Katie Smith | 85 | 2001 |
| Katie Smith | 78 | 2003 |
| Maya Moore | 73 | 2012 |
| Maya Moore | 72 | 2013 |

THREE-POINT FG ATTEMPTED

| | | |
|---------------|-----|------|
| Katie Smith | 240 | 2001 |
| Katie Smith | 232 | 2000 |
| Katie Smith | 200 | 2003 |
| Tonya Edwards | 192 | 1999 |
| Maya Moore | 192 | 2015 |

THREE-POINT FG PERCENTAGE

| | | |
|---------------------|------|------|
| Maya Moore | .453 | 2013 |
| Svetlana Abrosimova | .446 | 2007 |
| Seimone Augustus | .437 | 2012 |
| Katie Smith | .432 | 2004 |
| Tricia Liston | .429 | 2015 |

OFFENSIVE REBOUNDS

| | | |
|------------------|-----|------|
| Rebekkah Brunson | 120 | 2010 |
| Rebekkah Brunson | 108 | 2012 |
| Tamika Williams | 96 | 2002 |
| Rebekkah Brunson | 96 | 2011 |
| Tamika Williams | 92 | 2003 |

DEFENSIVE REBOUNDS

| | | |
|------------------|-----|------|
| Sylvia Fowles | 206 | 2016 |
| Rebekkah Brunson | 205 | 2011 |
| Rebekkah Brunson | 205 | 2013 |
| Maya Moore | 204 | 2014 |
| Rebekkah Brunson | 190 | 2010 |

TOTAL REBOUNDS

| | | |
|------------------|-----|------|
| Rebekkah Brunson | 310 | 2010 |
| Rebekkah Brunson | 301 | 2011 |
| Rebekkah Brunson | 294 | 2013 |
| Sylvia Fowles | 290 | 2016 |
| Rebekkah Brunson | 277 | 2012 |

REBOUNDING AVERAGE

| | | |
|------------------|------|------|
| Rebekkah Brunson | 10.3 | 2010 |
| Rebekkah Brunson | 8.9 | 2012 |
| Rebekkah Brunson | 8.9 | 2013 |
| Rebekkah Brunson | 8.9 | 2011 |
| Sylvia Fowles | 8.5 | 2016 |

ASSISTS

| | | |
|----------------|-----|------|
| Lindsay Whalen | 199 | 2011 |
| Lindsay Whalen | 197 | 2013 |
| Lindsay Whalen | 189 | 2014 |
| Lindsay Whalen | 184 | 2010 |
| Lindsay Whalen | 178 | 2012 |

STEALS

| | | |
|---------------|----|------|
| Nicky Anosike | 81 | 2009 |
| Nicky Anosike | 75 | 2008 |
| Maya Moore | 64 | 2014 |
| Nicky Anosike | 62 | 2010 |
| Maya Moore | 59 | 2013 |

BLOCKED SHOTS

| | | |
|-------------------------|----|------|
| Vanessa Hayden | 68 | 2005 |
| Sylvia Fowles | 61 | 2016 |
| Taj McWilliams-Franklin | 46 | 2012 |
| Nicole Ohlde | 45 | 2004 |
| Vanessa Hayden | 44 | 2006 |

PERSONAL FOULS

| | | |
|-----------------|-----|------|
| Nicole Ohlde | 127 | 2007 |
| Nicky Anosike | 125 | 2008 |
| Vanessa Hayden | 118 | 2006 |
| Candice Wiggins | 113 | 2008 |
| Betty Lennox | 112 | 2000 |
| Katie Smith | 112 | 2003 |

DISQUALIFICATIONS

| | | |
|------------------|---|------|
| Tonya Edwards | 6 | 1999 |
| Kathrin Ress | 6 | 2007 |
| Candice Wiggins | 5 | 2008 |
| Keitha Dickerson | 4 | 2000 |
| Betty Lennox | 4 | 2000 |
| Nicole Ohlde | 4 | 2007 |

TURNOVERS

| | | |
|---------------------|----|------|
| Betty Lennox | 97 | 2000 |
| Teresa Edwards | 93 | 2004 |
| Svetlana Abrosimova | 92 | 2002 |
| Teresa Edwards | 92 | 2003 |
| Svetlana Abrosimova | 90 | 2003 |
| Amber Jacobs | 90 | 2006 |

MINUTES PLAYED

| | | |
|-------------|-------|------|
| Katie Smith | 1,234 | 2001 |
| Katie Smith | 1,193 | 2000 |
| Katie Smith | 1,185 | 2003 |
| Maya Moore | 1,181 | 2014 |
| Katie Smith | 1,138 | 2002 |



CAREER LEADERS

TOTAL POINTS

| | |
|---------------------|-------|
| Seimone Augustus | 5,131 |
| Maya Moore | 3,784 |
| Katie Smith | 3,605 |
| Lindsay Whalen | 2,874 |
| Svetlana Abrosimova | 2,033 |

SCORING AVERAGE (Min. 50 Games)

| | |
|------------------|------|
| Maya Moore | 18.6 |
| Katie Smith | 17.6 |
| Seimone Augustus | 17.5 |
| Betty Lennox | 14.4 |
| Sylvia Fowles | 14.4 |

FIELD GOALS MADE

| | |
|------------------|-------|
| Seimone Augustus | 2,077 |
| Maya Moore | 1,352 |
| Katie Smith | 1,127 |
| Lindsay Whalen | 1,083 |
| Rebekkah Brunson | 768 |

FIELD GOALS ATTEMPTED

| | |
|---------------------|-------|
| Seimone Augustus | 4,308 |
| Maya Moore | 2,937 |
| Katie Smith | 2,728 |
| Lindsay Whalen | 2,254 |
| Svetlana Abrosimova | 1,848 |

FG PERCENTAGE (Min. 250 FGA)

| | |
|-------------------------|------|
| Sylvia Fowles | .560 |
| Tamika Raymond | .559 |
| Seimone Augustus | .482 |
| Lindsay Whalen | .480 |
| Taj McWilliams-Franklin | .480 |

FREE THROWS MADE

| | |
|------------------|-----|
| Katie Smith | 891 |
| Seimone Augustus | 738 |
| Maya Moore | 681 |
| Lindsay Whalen | 652 |
| Nicole Ohlde | 515 |

FREE THROWS ATTEMPTED

| | |
|------------------|-------|
| Katie Smith | 1,039 |
| Seimone Augustus | 853 |
| Lindsay Whalen | 809 |
| Maya Moore | 788 |
| Nicole Ohlde | 676 |

FT PERCENTAGE (Min. 100 FTA)

| | |
|------------------|------|
| Seimone Augustus | .865 |
| Maya Moore | .864 |
| Katie Smith | .858 |
| Candice Wiggins | .847 |
| Renee Montgomery | .820 |

THREE-POINT FG MADE

| | |
|---------------------|-----|
| Katie Smith | 460 |
| Maya Moore | 399 |
| Seimone Augustus | 239 |
| Candice Wiggins | 207 |
| Svetlana Abrosimova | 186 |

THREE-POINT FG ATTEMPTED

| | |
|---------------------|-------|
| Katie Smith | 1,239 |
| Maya Moore | 1,042 |
| Seimone Augustus | 661 |
| Candice Wiggins | 568 |
| Svetlana Abrosimova | 519 |

3FG PERCENTAGE (Min. 100 3FGA)

| | |
|-----------------|------|
| Roneeka Hodges | .398 |
| Maya Moore | .383 |
| Betty Lennox | .374 |
| Katie Smith | .371 |
| Candice Wiggins | .364 |

OFFENSIVE REBOUNDS

| | |
|---------------------|-----|
| Rebekkah Brunson | 600 |
| Tamika Raymond | 435 |
| Maya Moore | 364 |
| Nicole Ohlde | 320 |
| Svetlana Abrosimova | 275 |

DEFENSIVE REBOUNDS

| | |
|---------------------|-------|
| Rebekkah Brunson | 1,188 |
| Maya Moore | 880 |
| Seimone Augustus | 842 |
| Lindsay Whalen | 682 |
| Svetlana Abrosimova | 623 |

TOTAL REBOUNDS

| | |
|---------------------|-------|
| Rebekkah Brunson | 1,788 |
| Maya Moore | 1,244 |
| Seimone Augustus | 1,030 |
| Tamika Raymond | 1,028 |
| Svetlana Abrosimova | 898 |
| Nicole Ohlde | 898 |

REBOUNDING AVG. (Min. 50 Games)

| | |
|-------------------------|-----|
| Rebekkah Brunson | 8.7 |
| Sylvia Fowles | 8.5 |
| Nicky Anosike | 7.0 |
| Maya Moore | 6.1 |
| Taj McWilliams-Franklin | 5.7 |

ASSISTS

| | |
|---------------------|-------|
| Lindsay Whalen | 1,195 |
| Maya Moore | 689 |
| Seimone Augustus | 659 |
| Katie Smith | 496 |
| Svetlana Abrosimova | 439 |

ASSIST AVERAGE (Min. 50 Games)

| | |
|------------------|-----|
| Lindsay Whalen | 5.2 |
| Noelle Quinn | 3.5 |
| Maya Moore | 3.4 |
| Teresa Edwards | 3.3 |
| Janel McCarville | 2.5 |

STEALS

| | |
|---------------------|-----|
| Maya Moore | 328 |
| Svetlana Abrosimova | 284 |
| Seimone Augustus | 231 |
| Nicky Anosike | 218 |
| Rebekkah Brunson | 214 |

BLOCKED SHOTS

| | |
|------------------|-----|
| Vanessa Hayden | 155 |
| Maya Moore | 150 |
| Rebekkah Brunson | 148 |
| Nicole Ohlde | 134 |
| Seimone Augustus | 119 |

PERSONAL FOULS

| | |
|---------------------|-----|
| Katie Smith | 579 |
| Maya Moore | 544 |
| Nicole Ohlde | 509 |
| Svetlana Abrosimova | 502 |
| Rebekkah Brunson | 480 |

DISQUALIFICATIONS

| | |
|-----------------|---|
| Katie Smith | 8 |
| Nicole Ohlde | 7 |
| Tonya Edwards | 6 |
| Vanessa Hayden | 6 |
| Kathrin Rens | 6 |
| Candice Wiggins | 6 |

TURNOVERS

| | |
|---------------------|-----|
| Svetlana Abrosimova | 519 |
| Seimone Augustus | 508 |
| Lindsay Whalen | 463 |
| Katie Smith | 460 |
| Maya Moore | 406 |

GAMES PLAYED

| | |
|---------------------|-----|
| Seimone Augustus | 293 |
| Lindsay Whalen | 229 |
| Rebekkah Brunson | 206 |
| Katie Smith | 205 |
| Svetlana Abrosimova | 204 |

GAMES STARTED

| | |
|------------------|-----|
| Seimone Augustus | 293 |
| Lindsay Whalen | 229 |
| Rebekkah Brunson | 206 |
| Katie Smith | 204 |
| Maya Moore | 203 |

MINUTES PLAYED

| | |
|------------------|-------|
| Seimone Augustus | 9,012 |
| Katie Smith | 7,287 |
| Lindsay Whalen | 6,662 |
| Maya Moore | 6,322 |
| Rebekkah Brunson | 5,715 |



TOP GAMES BY LYNX



Maya Moore



Rebekkah Brunson



Lindsay Whalen

32-OR-MORE POINTS

| | | |
|----|-----------------------------------|---------------|
| 48 | Maya Moore, vs. Atlanta | 7/22/14 (2OT) |
| 46 | Katie Smith, @ Los Angeles | 7/8/01 (OT) |
| 40 | Katie Smith, @ Detroit | 6/17/01 |
| 40 | Maya Moore, @ Tulsa | 8/2/14 |
| 40 | Maya Moore, @ Connecticut | 7/7/16 (OT) |
| 39 | Seimone Augustus, @ Sacramento | 7/29/07 |
| 38 | Maya Moore, @ Tulsa | 5/23/14 |
| 36 | Katie Smith, @ Phoenix | 8/1/01 |
| 36 | Seimone Augustus, vs. Phoenix | 7/24/10 (2OT) |
| 36 | Maya Moore, @ Phoenix | 6/18/14 |
| 36 | Maya Moore, @ Atlanta | 8/14/15 |
| 35 | Maya Moore, vs. Indiana | 8/24/13 |
| 34 | Katie Smith, vs. Cleveland | 5/31/00 |
| 34 | Katie Smith, vs. Connecticut | 7/10/03 |
| 34 | Katie Smith, vs. Sacramento | 7/11/04 (OT) |
| 34 | Katie Smith, @ Phoenix | 7/18/04 |
| 34 | Maya Moore, @ Washington | 5/16/14 |
| 34 | Maya Moore, @ Phoenix | 5/25/16 |
| 33 | Katie Smith, vs. Los Angeles | 6/3/00 |
| 33 | Seimone Augustus, vs. Washington | 7/20/07 (OT) |
| 33 | Maya Moore, vs. Connecticut | 5/18/14 (OT) |
| 33 | Maya Moore, @ Tulsa | 7/10/14 |
| 33 | Maya Moore, vs. Chicago | 7/5/16 |
| 32 | Katie Smith, vs. Portland | 7/2/00 |
| 32 | Katie Smith, @ Seattle | 6/14/03 |
| 32 | Seimone Augustus, vs. Seattle | 6/14/06 |
| 32 | Seimone Augustus, vs. Phoenix | 6/18/06 |
| 32 | Seimone Augustus, vs. San Antonio | 7/9/06 |
| 32 | Seimone Augustus, @ New York | 7/30/06 |
| 32 | Monica Wright, vs. Phoenix | 6/11/10 |
| 32 | Maya Moore, vs. Tulsa | 7/16/14 |
| 32 | Maya Moore, @ Tulsa | 7/19/15 |
| 32 | Maya Moore, vs. San Antonio | 8/11/15 |

14-OR-MORE REBOUNDS

| | | |
|----|-------------------------------------|---------------|
| 20 | Rebekkah Brunson, vs. San Antonio | 8/28/12 (OT) |
| 19 | Sylvia Fowles, @ Dallas | 7/17/16 (OT) |
| 18 | Rebekkah Brunson, vs. New York | 8/8/10 |
| 18 | Rebekkah Brunson, vs. Atlanta | 9/7/12 (2OT) |
| 18 | Rebekkah Brunson, vs. Tulsa | 6/5/15 |
| 17 | Rebekkah Brunson, vs. Phoenix | 7/24/10 (2OT) |
| 17 | Rebekkah Brunson, @ Washington | 6/8/13 |
| 17 | Sylvia Fowles, vs. Washington | 9/2/16 |
| 16 | Nicky Anosike, vs. Indiana | 8/13/09 |
| 16 | Rebekkah Brunson, vs. Phoenix | 7/13/11 |
| 16 | Maya Moore, @ Phoenix | 6/19/13 |
| 15 | Svetlana Abrosimova, vs. Sacramento | 8/5/01 (OT) |
| 15 | Nicky Anosike, @ Phoenix | 9/3/08 |
| 15 | Rebekkah Brunson, vs. Phoenix | 6/1/10 |
| 15 | Rebekkah Brunson, @ Los Angeles | 6/13/10 |
| 15 | Rebekkah Brunson, vs. Los Angeles | 6/5/11 |
| 15 | Rebekkah Brunson, vs. Tulsa | 6/7/11 |
| 15 | Rebekkah Brunson, vs. Connecticut | 7/22/15 (OT) |
| 14 | Tamika Williams, @ Seattle | 8/18/05 |
| 14 | Nicole Ohlde, vs. Indiana | 6/2/06 |
| 14 | Rebekkah Brunson, vs. San Antonio | 7/22/10 |
| 14 | Rebekkah Brunson, vs. Los Angeles | 8/12/10 |
| 14 | Rebekkah Brunson, @ Seattle | 6/9/11 |
| 14 | Rebekkah Brunson, vs. Atlanta | 6/17/11 |
| 14 | Rebekkah Brunson, @ San Antonio | 8/28/11 |
| 14 | Rebekkah Brunson, @ Seattle | 8/21/12 |
| 14 | Rebekkah Brunson, @ Atlanta | 8/20/13 |
| 14 | Sylvia Fowles, vs. Indiana | 9/4/15 |
| 14 | Sylvia Fowles, vs. Phoenix | 5/14/16 |

10-OR-MORE ASSISTS

| | | |
|----|-----------------------------------|---------------|
| 14 | Noelle Quinn, vs. San Antonio | 8/19/07 |
| 14 | Lindsay Whalen, vs. Los Angeles | 9/4/13 |
| 12 | Candice Wiggins, vs. Phoenix | 5/31/08 |
| 12 | Lindsay Whalen, vs. San Antonio | 8/15/10 |
| 12 | Lindsay Whalen, vs. Connecticut | 8/3/10 (OT) |
| 12 | Lindsay Whalen, vs. Tulsa | 6/18/10 |
| 11 | Andrea Lloyd Curry, @ Charlotte | 7/21/99 |
| 11 | Lindsay Whalen, @ Tulsa | 7/13/13 |
| 10 | Helen Darling, vs. Seattle | 9/10/04 |
| 10 | Seimone Augustus, vs. Connecticut | 6/10/08 |
| 10 | Lindsay Harding, @ Seattle | 9/6/08 |
| 10 | Lindsay Whalen, vs. Phoenix | 7/24/10 (2OT) |
| 10 | Lindsay Whalen, @ Seattle | 6/9/11 |
| 10 | Lindsay Whalen, vs. Chicago | 9/8/11 |
| 10 | Lindsay Whalen, @ Tulsa | 6/9/12 |
| 10 | Lindsay Whalen, vs. Phoenix | 6/6/13 |
| 10 | Lindsay Whalen, @ San Antonio | 8/6/13 |
| 10 | Lindsay Whalen, @ San Antonio | 6/1/14 |
| 10 | Lindsay Whalen, @ Tulsa | 7/10/14 |
| 10 | Lindsay Whalen, @ San Antonio | 8/21/15 |
| 10 | Maya Moore, vs. Phoenix | 5/14/16 |
| 10 | Renee Montgomery, @ Seattle | 6/19/16 |



TOP GAMES BY OPPONENTS



Deanna Nolan



Michelle Snow



Ticha Penicheiro

31-OR-MORE POINTS

| | | |
|----|--|---------------|
| 44 | Deanna Nolan, @ Detroit..... | 6/20/08 (OT) |
| 38 | Elena Delle Donne, vs. Chicago | 7/5/16 |
| 35 | Riquna Williams, @ Tulsa | 8/11/15 |
| 34 | Lauren Jackson, @ Seattle..... | 7/5/08 |
| 33 | Becky Hammon, vs. New York | 6/6/03 |
| 33 | Renee Montgomery, vs. Connecticut..... | 8/3/10 (OT) |
| 32 | Lisa Leslie, @ Los Angeles..... | 7/8/01 (OT) |
| 32 | Diana Taurasi, @ Phoenix..... | 9/3/08 |
| 32 | Candice Dupree, vs. Phoenix | 7/24/10 (20T) |
| 32 | Elena Delle Donne, @ Chicago | 8/11/13 (OT) |
| 32 | Tina Charles, @ New York | 7/6/14 |
| 32 | Angel McCoughtry, @ Atlanta | 8/14/15 |
| 31 | Sophia Witherspoon, vs. Portland..... | 7/2/00 |
| 31 | Lauren Jackson, @ Seattle..... | 5/20/04 |
| 31 | Cappie Pondexter, vs. Phoenix | 5/31/08 |
| 31 | Diana Taurasi, vs. Phoenix..... | 9/12/08 |
| 31 | Iziane Castro Marques, @ Atlanta | 6/30/09 |
| 31 | Diana Taurasi, @ Phoenix | 6/10/10 |
| 31 | Diana Taurasi, vs. Phoenix..... | 7/24/10 (20T) |
| 31 | Danielle Adams, @ San Antonio..... | 8/6/13 |
| 31 | Camille Little, @ Seattle | 6/27/14 |
| 31 | Odyssey Sims, vs. Tulsa | 8/16/14 |

15-OR-MORE REBOUNDS

| | | |
|----|--|---------------|
| 23 | Michelle Snow, vs. Houston..... | 8/4/06 (OT) |
| 21 | Tina Charles, vs. Connecticut..... | 8/3/10 (OT) |
| 20 | Érika de Souza, vs. Atlanta | 7/14/10 |
| 18 | Sancho Lyttle, @ Houston | 7/17/08 |
| 18 | Tina Charles, @ Connecticut | 8/16/11 |
| 18 | Brittney Griner, @ Phoenix..... | 6/18/14 |
| 17 | Yolanda Griffith, vs. Sacramento | 8/4/00 |
| 17 | Lisa Leslie, @ Los Angeles | 6/11/04 |
| 17 | Chante Black, vs. Tulsa | 5/23/10 |
| 16 | Vai Whiting, vs. Detroit..... | 6/12/99 |
| 16 | Lisa Leslie, vs. Los Angeles | 6/9/01 |
| 16 | Yolanda Griffith, vs. Sacramento | 7/8/03 |
| 16 | Candace Parker, @ Los Angeles | 9/1/08 |
| 16 | Candice Dupree, vs. Phoenix | 7/24/10 (20T) |
| 16 | Érika de Souza, @ Atlanta | 8/20/13 |
| 15 | Lisa Leslie, vs. Los Angeles | 8/6/99 |
| 15 | Michelle Snow, vs. Houston..... | 6/30/04 (OT) |
| 15 | Elizabeth Cambage, vs. Tulsa | 6/7/11 |
| 15 | Tina Charles, vs. Connecticut..... | 7/7/12 |
| 15 | Jessica Breland, @ Chicago..... | 5/26/14 |

11-OR-MORE ASSISTS

| | | |
|----|--|---------|
| 14 | Ticha Penicheiro, @ Sacramento | 6/22/99 |
| 14 | Ticha Penicheiro, @ Sacramento | 8/7/01 |
| 14 | Sue Bird, @ Seattle..... | 7/1/06 |
| 13 | Ticha Penicheiro, vs. Sacramento | 6/29/99 |
| 12 | Ticha Penicheiro, @ Los Angeles | 8/20/10 |
| 12 | Danielle Robinson, @ San Antonio..... | 6/1/14 |
| 12 | Skylar Diggins, @ Tulsa..... | 7/10/14 |
| 11 | Ticha Penicheiro, @ Sacramento | 6/1/02 |
| 11 | Shannon Johnson, vs. Connecticut | 7/10/03 |
| 11 | Nikki Teasley, vs. Los Angeles..... | 8/14/03 |
| 11 | Sue Bird, @ Seattle..... | 7/5/08 |
| 11 | Skylar Diggins, vs. Tulsa | 6/23/13 |
| 11 | Diana Taurasi, vs. Phoenix | 6/15/14 |
| 11 | Courtney Vandersloot, @ Chicago..... | 5/18/16 |



ROAR

PLAYOFFS



INDIVIDUAL PLAYOFF RECORDS

MOST POINTS

| | | | |
|----------------|-----|------------------|--------------------------------|
| 5-Game Series: | 102 | Maya Moore | vs. Los Angeles, 2016 |
| 4-Game Series: | 64 | Seimone Augustus | vs. Indiana, 2012 |
| 3-Game Series: | 80 | Maya Moore | vs. Los Angeles, 2015 |
| 2-Game Series: | 59 | Maya Moore | vs. Phoenix, 2015 |
| Game: | 40 | Maya Moore | @ Phoenix, 9/27/15 |
| Half: | 23 | Seimone Augustus | vs. Indiana (2nd), 10/17/12 |
| Quarter: | 15 | Seimone Augustus | vs. Atlanta (4th), 10/5/11; |
| | | Seimone Augustus | vs. Indiana (3rd), 10/17/12; |
| | | Maya Moore | vs. Los Angeles (3rd), 9/18/15 |

MOST FIELD GOALS MADE

| | | | |
|----------------|----|------------------|---------------------------|
| 5-Game Series: | 36 | Maya Moore | vs. Los Angeles, 2016 |
| 4-Game Series: | 25 | Seimone Augustus | vs. Indiana, 2012 |
| 3-Game Series: | 28 | Seimone Augustus | vs. San Antonio, 2011; |
| | | Maya Moore | vs. Los Angeles, 2015 |
| 2-Game Series: | 20 | Maya Moore | vs. Phoenix, 2013; |
| | | Maya Moore | vs. Phoenix, 2015 |
| Game: | 13 | Maya Moore | vs. Los Angeles, 9/18/15; |
| | | Maya Moore | @ Phoenix, 9/27/15 |

MOST FIELD GOALS ATTEMPTED

| | | | |
|----------------|----|------------------|-----------------------|
| 5-Game Series: | 85 | Maya Moore | vs. Indiana, 2015 |
| 4-Game Series: | 68 | Seimone Augustus | vs. Indiana, 2012 |
| 3-Game Series: | 64 | Seimone Augustus | vs. Los Angeles, 2015 |
| 2-Game Series: | 49 | Maya Moore | vs. Phoenix, 2015 |
| Game: | 29 | Maya Moore | @ Phoenix, 9/27/15 |

HIGHEST FIELD-GOAL PERCENTAGE

| | | | |
|----------------|------|--------------------------|-----------------------|
| 5-Game Series: | .696 | (32-46) Sylvia Fowles | vs. Indiana, 2015 |
| 4-Game Series: | .525 | (21-40) Lindsay Whalen | vs. Indiana, 2012 |
| 3-Game Series: | .842 | (16-19) Natasha Howard | vs. Phoenix, 2016 |
| 2-Game Series: | .643 | (9-14) Janel McCarville | vs. San Antonio, 2014 |
| Game: | .786 | (11-14) Seimone Augustus | vs. Atlanta, 10/5/11 |

MOST THREE-POINT FIELD GOALS MADE

| | | | |
|----------------|----|------------|-----------------------|
| 5-Game Series: | 8 | Maya Moore | vs. Indiana, 2015 |
| 4-Game Series: | 10 | Maya Moore | vs. Indiana, 2012 |
| 3-Game Series: | 8 | Maya Moore | vs. Seattle, 2012; |
| | | Maya Moore | vs. Los Angeles, 2015 |
| 2-Game Series: | 8 | Maya Moore | vs. Phoenix, 2011; |
| | | Maya Moore | vs. Los Angeles, 2012 |
| Game: | 6 | Maya Moore | @ Phoenix, 9/25/11 |

MOST THREE-POINT FIELD GOALS ATTEMPTED

| | | | |
|----------------|----|------------|------------------------|
| 5-Game Series: | 27 | Maya Moore | vs. Indiana, 2015 |
| 4-Game Series: | 26 | Maya Moore | vs. Indiana, 2012 |
| 3-Game Series: | 20 | Maya Moore | vs. Los Angeles, 2015 |
| 2-Game Series: | 16 | Maya Moore | vs. Phoenix, 2015 |
| Game: | 10 | Maya Moore | vs. Indiana, 10/14/12; |
| | | Maya Moore | @ Phoenix, 9/27/15 |

HIGHEST THREE-POINT FIELD-GOAL PERCENTAGE

| | | | |
|----------------|-------|------------------------|---------------------------|
| 5-Game Series: | .353 | (6-17) Maya Moore | vs. Los Angeles, 2016 |
| 4-Game Series: | .500 | (3-6) Lindsay Whalen | vs. Indiana, 2012 |
| 3-Game Series: | .750 | (3-4) Seimone Augustus | vs. Atlanta, 2011; |
| | | (3-4) Renee Montgomery | vs. Phoenix, 2016 |
| 2-Game Series: | .727 | (8-11) Maya Moore | vs. Phoenix, 2011 |
| Game: | 1.000 | (2-2) Seimone Augustus | vs. San Antonio, 9/20/11; |
| | | (2-2) Lindsay Whalen | vs. Indiana, 10/17/12; |
| | | (2-2) Renee Montgomery | vs. Phoenix, 9/28/16 |

MOST FREE THROWS MADE

| | | | |
|----------------|----|------------------|-----------------------|
| 5-Game Series: | 24 | Maya Moore | vs. Los Angeles, 2016 |
| 4-Game Series: | 11 | Maya Moore | vs. Indiana, 2012 |
| 3-Game Series: | 19 | Maya Moore | vs. Phoenix, 2016 |
| 2-Game Series: | 13 | Maya Moore | vs. Phoenix, 2015 |
| Game: | 13 | Seimone Augustus | vs. Atlanta, 10/5/11 |

MOST FREE THROWS ATTEMPTED

| | | | |
|----------------|----|--------------------------------|-----------------------|
| 5-Game Series: | 27 | Maya Moore | vs. Los Angeles, 2016 |
| 4-Game Series: | 12 | S. Augustus/M. Moore/L. Whalen | vs. Indiana, 2012 |
| 3-Game Series: | 24 | Tamika Williams | vs. Los Angeles, 2003 |
| 2-Game Series: | 15 | Maya Moore | vs. Phoenix, 2015 |
| Game: | 16 | Seimone Augustus | vs. Atlanta, 10/5/11 |

HIGHEST FREE THROW PERCENTAGE

| | | | |
|----------------|-------|--------------------------|-----------------------|
| 5-Game Series: | .909 | (10-11) Seimone Augustus | vs. Los Angeles, 2016 |
| 4-Game Series: | .917 | (11-12) Maya Moore | vs. Indiana, 2012 |
| 3-Game Series: | 1.000 | (19-19) Maya Moore | vs. Phoenix, 2016 |
| 2-Game Series: | 1.000 | (11-11) Maya Moore | vs. San Antonio, 2014 |
| Game: | 1.000 | (10-10) Maya Moore | vs. Phoenix, 9/28/16 |

MOST REBOUNDS

| | | | |
|----------------|----|------------------|-----------------------|
| 5-Game Series: | 54 | Sylvia Fowles | vs. Los Angeles, 2016 |
| 4-Game Series: | 32 | Rebekkah Brunson | vs. Indiana, 2012 |
| 3-Game Series: | 39 | Rebekkah Brunson | vs. San Antonio, 2011 |
| 2-Game Series: | 28 | Sylvia Fowles | vs. Phoenix, 2015 |
| Game: | 19 | Rebekkah Brunson | vs. Phoenix, 9/24/15 |

MOST OFFENSIVE REBOUNDS

| | | | |
|----------------|----|------------------|------------------------|
| 5-Game Series: | 20 | Sylvia Fowles | vs. Los Angeles, 2016 |
| 4-Game Series: | 15 | Rebekkah Brunson | vs. Indiana, 2012 |
| 3-Game Series: | 14 | Rebekkah Brunson | vs. San Antonio, 2011 |
| 2-Game Series: | 10 | Rebekkah Brunson | vs. Los Angeles, 2012 |
| Game: | 8 | Rebekkah Brunson | @ San Antonio, 9/18/11 |

MOST DEFENSIVE REBOUNDS

| | | | |
|----------------|----|------------------|------------------------|
| 5-Game Series: | 37 | Maya Moore | vs. Los Angeles, 2016 |
| 4-Game Series: | 18 | Rebekkah Brunson | vs. Indiana, 2012 |
| 3-Game Series: | 25 | Rebekkah Brunson | vs. San Antonio, 2011; |
| | | Rebekkah Brunson | vs. Seattle, 2012 |
| 2-Game Series: | 25 | Sylvia Fowles | vs. Phoenix, 2015 |
| Game: | 13 | Rebekkah Brunson | @ Phoenix, 9/29/13; |
| | | Sylvia Fowles | @ Phoenix, 9/27/15 |



INDIVIDUAL PLAYOFF RECORDS

MOST ASSISTS

| | | | |
|----------------|----|------------------------------|--|
| 5-Game Series: | 27 | Maya Moore | vs. Los Angeles, 2016 |
| 4-Game Series: | 16 | Lindsay Whalen | vs. Indiana, 2012 |
| 3-Game Series: | 19 | Teresa Edwards | vs. Los Angeles, 2003 |
| 2-Game Series: | 17 | Maya Moore | vs. San Antonio, 2014 |
| Game: | 11 | Lindsay Whalen Maya Moore | vs. San Antonio, 8/21/14; vs. Los Angeles, 10/20/16 |

MOST BLOCKED SHOTS

| | | | |
|----------------|----|------------------|-------------------------|
| 5-Game Series: | 11 | Sylvia Fowles | vs. Los Angeles, 2016 |
| 4-Game Series: | 8 | Rebekkah Brunson | vs. Indiana, 2012 |
| 3-Game Series: | 6 | Sylvia Fowles | vs. Los Angeles, 2015 |
| 2-Game Series: | 6 | Maya Moore | vs. San Antonio, 2014 |
| Game: | 5 | Sylvia Fowles | @ Los Angeles, 10/14/16 |

MOST STEALS

| | | | |
|----------------|----|------------------------------|-----------------------|
| 5-Game Series: | 10 | Maya Moore | vs. Indiana, 2015 |
| 4-Game Series: | 6 | Monica Wright | vs. Indiana, 2012 |
| 3-Game Series: | 9 | Maya Moore | vs. Phoenix, 2014; |
| | | Maya Moore | vs. Los Angeles, 2015 |
| 2-Game Series: | 6 | Maya Moore | vs. Seattle, 2013 |
| Game: | 5 | Most recently: Monica Wright | vs. Indiana, 10/17/12 |

MOST PERSONAL FOULS

| | | | |
|----------------|----|----------------------------|-------------------------|
| 5-Game Series: | 16 | Maya Moore | vs. Indiana, 2015; |
| | | Rebekkah Brunson | vs. Los Angeles, 2016 |
| 4-Game Series: | 17 | Monica Wright | vs. Indiana, 2012 |
| 3-Game Series: | 14 | Maya Moore | vs. Phoenix, 2014; |
| | | Sylvia Fowles | vs. Phoenix, 2016 |
| 2-Game Series: | 8 | Rebekkah Brunson | vs. Los Angeles, 2012; |
| | | R.Brunson/S.Fowles/M.Moore | vs. Phoenix, 2015 |
| Game: | 6 | Maya Moore | @ San Antonio, 9/18/11; |
| | | Taj McWilliams-Franklin | vs. Indiana, 10/17/12; |
| | | Monica Wright | @ Indiana, 10/19/12 |

MOST TURNOVERS

| | | | |
|----------------|----|------------------|---------------------|
| 5-Game Series: | 17 | Maya Moore | vs. Indiana, 2015 |
| 4-Game Series: | 12 | Lindsay Whalen | vs. Indiana, 2012 |
| 3-Game Series: | 15 | Janel McCarville | vs. Atlanta, 2013 |
| 2-Game Series: | 11 | Helen Darling | vs. Seattle, 2004 |
| Game: | 8 | Janel McCarville | @ Atlanta, 10/10/13 |

MOST MINUTES PLAYED

| | | | |
|----------------|-------|------------------|--------------------------|
| 5-Game Series: | 184 | Sylvia Fowles | vs. Los Angeles, 2016 |
| 4-Game Series: | 130 | Seimone Augustus | vs. Indiana, 2012 |
| 3-Game Series: | 120 | Katie Smith | vs. Los Angeles, 2003 |
| 2-Game Series: | 75 | Maya Moore | vs. Phoenix, 2015 |
| Game: | 44:01 | Maya Moore | @ Seattle, 9/30/12 (20T) |



TEAM PLAYOFF RECORDS

MOST POINTS

| | | | |
|-----------|-----|-------------------|---------|
| Game: | 113 | vs. Phoenix | 9/28/16 |
| Half: | 60 | @ Phoenix (2nd) | 9/25/11 |
| Quarter: | 36 | vs. Phoenix (3rd) | 9/28/16 |
| Overtime: | 5 | @ Seattle (1st) | 9/30/12 |

MOST FIELD GOALS MADE

| | | | |
|-------|----|-------------|---------|
| Game: | 46 | vs. Phoenix | 9/28/16 |
|-------|----|-------------|---------|

MOST FIELD GOALS ATTEMPTED

| | | | |
|-------|----|-----------------|---------|
| Game: | 82 | vs. Los Angeles | 10/4/12 |
|-------|----|-----------------|---------|

HIGHEST FIELD-GOAL PERCENTAGE

| | | | |
|-------|------|---------------------|---------|
| Game: | .639 | (46-72) vs. Phoenix | 9/28/16 |
|-------|------|---------------------|---------|

MOST THREE-POINT FIELD GOALS MADE

| | | | |
|-------|---|-----------------|---------|
| Game: | 9 | vs. Los Angeles | 10/4/12 |
|-------|---|-----------------|---------|

MOST THREE-POINT FIELD GOALS ATTEMPTED

| | | | |
|-------|----|-----------------|---------|
| Game: | 21 | vs. Los Angeles | 10/4/12 |
|-------|----|-----------------|---------|

HIGHEST THREE-POINT FIELD-GOAL PERCENTAGE

| | | | |
|-------|------|------------------|---------|
| Game: | .571 | (8-14) @ Phoenix | 9/25/11 |
|-------|------|------------------|---------|

MOST FREE THROWS MADE

| | | | |
|-------|----|-------------|---------|
| Game: | 38 | vs. Atlanta | 10/5/11 |
|-------|----|-------------|---------|

MOST FREE THROWS ATTEMPTED

| | | | |
|-------|----|-------------|---------|
| Game: | 46 | vs. Atlanta | 10/5/11 |
|-------|----|-------------|---------|

HIGHEST FREE THROW PERCENTAGE

| | | | |
|-------|------|---------------------|---------|
| Game: | .944 | (17-18) vs. Indiana | 10/6/15 |
|-------|------|---------------------|---------|

MOST REBOUNDS

| | | | |
|-------|----|-----------------|----------|
| Game: | 46 | vs. Los Angeles | 10/11/16 |
|-------|----|-----------------|----------|

MOST OFFENSIVE REBOUNDS

| | | | |
|-------|----|---------------|---------|
| Game: | 21 | @ San Antonio | 9/18/11 |
|-------|----|---------------|---------|

MOST DEFENSIVE REBOUNDS

| | | | |
|-------|----|-----------------|----------|
| Game: | 33 | vs. Los Angeles | 10/11/16 |
|-------|----|-----------------|----------|

MOST ASSISTS

| | | | |
|-------|----|-------------|---------|
| Game: | 30 | vs. Phoenix | 9/28/16 |
|-------|----|-------------|---------|

MOST BLOCKED SHOTS

| | | | |
|-------|----|-------------|---------|
| Game: | 11 | vs. Atlanta | 10/2/11 |
|-------|----|-------------|---------|

MOST STEALS

| | | | |
|-------|----|-------------|----------|
| Game: | 16 | vs. Indiana | 10/17/12 |
|-------|----|-------------|----------|

MOST PERSONAL FOULS

| | | | |
|-------|----|----------------------------|---------|
| Game: | 26 | Most recently: vs. Phoenix | 9/28/16 |
|-------|----|----------------------------|---------|

MOST TURNOVERS

| | | | |
|-------|----|---------------|---------|
| Game: | 24 | @ Los Angeles | 8/30/03 |
|-------|----|---------------|---------|

FEWEST POINTS

| | | | |
|-----------|----|-------------------|---------|
| Game: | 54 | @ Seattle | 9/27/04 |
| Half: | 24 | vs. Seattle (1st) | 9/25/04 |
| Quarter: | 8 | @ Seattle (2nd) | 9/22/13 |
| Overtime: | 4 | @ Seattle (2nd) | 9/30/12 |

FEWEST FIELD GOALS MADE

| | | | |
|-------|----|--------------------------|----------|
| Game: | 20 | Most recently: @ Indiana | 10/19/12 |
|-------|----|--------------------------|----------|

FEWEST FIELD GOALS ATTEMPTED

| | | | |
|-------|----|--------------------------|---------|
| Game: | 50 | Most recently: @ Seattle | 9/27/04 |
|-------|----|--------------------------|---------|

LOWEST FIELD-GOAL PERCENTAGE

| | | | |
|-------|------|-------------------|---------------|
| Game: | .325 | (25-77) @ Seattle | 9/30/12 (20T) |
|-------|------|-------------------|---------------|

FEWEST THREE-POINT FIELD GOALS MADE

| | | | |
|-------|---|--------------------------------|---------|
| Game: | 0 | Most recently: vs. Los Angeles | 10/9/16 |
|-------|---|--------------------------------|---------|

FEWEST THREE-POINT FIELD GOALS ATTEMPTED

| | | | |
|-------|---|-------------|---------|
| Game: | 1 | vs. Atlanta | 10/8/13 |
|-------|---|-------------|---------|

LOWEST THREE-POINT FIELD-GOAL PERCENTAGE

| | | | |
|-------|------|-------------------|---------|
| Game: | .000 | (0-8) vs. Indiana | 10/6/15 |
|-------|------|-------------------|---------|

FEWEST FREE THROWS MADE

| | | | |
|-------|---|-------------|---------|
| Game: | 3 | vs. Atlanta | 10/6/13 |
|-------|---|-------------|---------|

FEWEST FREE THROWS ATTEMPTED

| | | | |
|-------|---|----------------------------|---------|
| Game: | 6 | Most recently: vs. Atlanta | 10/6/13 |
|-------|---|----------------------------|---------|

LOWEST FREE THROW PERCENTAGE

| | | | |
|-------|------|-------------------|---------|
| Game: | .500 | (3-6) vs. Atlanta | 10/6/13 |
|-------|------|-------------------|---------|

FEWEST REBOUNDS

| | | | |
|-------|----|-----------------|---------|
| Game: | 22 | vs. Los Angeles | 8/28/03 |
|-------|----|-----------------|---------|

FEWEST OFFENSIVE REBOUNDS

| | | | |
|-------|---|-------------|---------|
| Game: | 3 | vs. Seattle | 9/28/12 |
|-------|---|-------------|---------|

FEWEST DEFENSIVE REBOUNDS

| | | | |
|-------|----|-----------|---------|
| Game: | 12 | @ Indiana | 10/7/12 |
|-------|----|-----------|---------|

FEWEST ASSISTS

| | | | |
|-------|---|-----------|----------|
| Game: | 6 | @ Indiana | 10/11/15 |
|-------|---|-----------|----------|

FEWEST BLOCKED SHOTS

| | | | |
|-------|---|-----------------|---------|
| Game: | 0 | vs. Los Angeles | 8/28/03 |
|-------|---|-----------------|---------|

FEWEST STEALS

| | | | |
|-------|---|--------------------------|----------|
| Game: | 2 | Most recently: @ Indiana | 10/21/12 |
|-------|---|--------------------------|----------|

FEWEST PERSONAL FOULS

| | | | |
|-------|---|-----------------|----------|
| Game: | 9 | vs. Los Angeles | 10/20/16 |
|-------|---|-----------------|----------|

FEWEST TURNOVERS

| | | | |
|-------|---|--------------------------|---------|
| Game: | 7 | Most recently: @ Phoenix | 9/29/13 |
|-------|---|--------------------------|---------|



OPPONENT INDIVIDUAL PLAYOFF RECORDS

MOST POINTS

| | | | |
|----------------|----|------------------|------------------------------------|
| 5-Game Series: | 86 | Candace Parker | Los Angeles, 2016 |
| 4-Game Series: | 89 | Tamika Catchings | Indiana, 2012 |
| 3-Game Series: | 93 | Angel McCoughtry | Atlanta, 2011 |
| 2-Game Series: | 58 | Candace Parker | Los Angeles, 2012 |
| Game: | 38 | Angel McCoughtry | Atlanta @ Minnesota, 10/5/11 |
| Half: | 27 | Angel McCoughtry | Atlanta @ Minnesota (2nd), 10/2/11 |
| Quarter: | 19 | Angel McCoughtry | Atlanta @ Minnesota (3rd), 10/2/11 |

MOST FIELD GOALS MADE

| | | | |
|----------------|----|------------------|------------------------|
| 5-Game Series: | 35 | Candace Parker | Los Angeles, 2016 |
| 4-Game Series: | 27 | Tamika Catchings | Indiana, 2012 |
| 3-Game Series: | 29 | Angel McCoughtry | Atlanta, 2011 |
| 2-Game Series: | 23 | Candace Parker | Los Angeles, 2012 |
| Game: | 14 | Candace Parker | @ Los Angeles, 10/7/12 |

MOST FIELD GOALS ATTEMPTED

| | | | |
|----------------|----|------------------|--------------------|
| 5-Game Series: | 79 | Candace Parker | Los Angeles, 2016 |
| 4-Game Series: | 63 | Tamika Catchings | Indiana, 2012 |
| 3-Game Series: | 67 | Angel McCoughtry | Atlanta, 2011 |
| 2-Game Series: | 37 | Candace Parker | Los Angeles, 2012 |
| Game: | 25 | Angel McCoughtry | @ Atlanta, 10/7/11 |

HIGHEST FIELD-GOAL PERCENTAGE

| | | | |
|----------------|------|-------------------------|----------------------------------|
| 5-Game Series: | .653 | (32-49) Nneka Ogumike | Los Angeles, 2016 |
| 4-Game Series: | .481 | (13-27) Erlana Larkins | Indiana, 2012 |
| 3-Game Series: | .706 | (24-34) Brittney Griner | Phoenix, 2014 |
| 2-Game Series: | .625 | (10-16) Jia Perkins | San Antonio, 2014 |
| Game: | .889 | (8-9) Nneka Ogumike | Los Angeles @ Minnesota, 10/9/16 |

MOST THREE-POINT FIELD GOALS MADE

| | | | |
|----------------|----|----------------------|-------------------------------|
| 5-Game Series: | 10 | Kristi Toliver | Los Angeles, 2016 |
| 4-Game Series: | 8 | Tamika Catchings | Indiana, 2012 |
| 3-Game Series: | 9 | Becky Hammon | San Antonio, 2011 |
| 2-Game Series: | 6 | Kayla McBride | San Antonio, 2014 |
| Game: | 4 | MR: Tamika Catchings | Indiana @ Minnesota, 10/14/15 |

MOST THREE-POINT FIELD GOALS ATTEMPTED

| | | | |
|----------------|----|------------------|------------------------------|
| 5-Game Series: | 20 | Marissa Coleman | Indiana, 2015 |
| 4-Game Series: | 24 | Tamika Catchings | Indiana, 2012 |
| 3-Game Series: | 23 | Becky Hammon | San Antonio, 2011 |
| 2-Game Series: | 16 | Diana Taurasi | Phoenix, 2013 |
| Game: | 11 | Diana Taurasi | Phoenix @ Minnesota, 8/31/14 |

HIGHEST THREE-POINT FIELD-GOAL PERCENTAGE

| | | | |
|----------------|-------|--|---|
| 5-Game Series: | .667 | (6-9) Tamika Catchings | Indiana, 2015 |
| 4-Game Series: | .467 | (7-15) Erin Phillips | Indiana, 2012 |
| 3-Game Series: | .750 | (3-4) Sonja Petrovic | Phoenix, 2016 |
| 2-Game Series: | 1.000 | (2-2) Noelle Quinn | Phoenix, 2015 |
| Game: | 1.000 | (4-4) Tamika Catchings (4-4) Essence Carson | Indiana @ Minnesota, 10/14/15; @ Los Angeles, 10/14/16 |

MOST FREE THROWS MADE

| | | | |
|----------------|----|-----------------------|------------------------------|
| 5-Game Series: | 19 | T.Catchings/B.January | Indiana, 2015 |
| 4-Game Series: | 27 | Tamika Catchings | Indiana, 2012 |
| 3-Game Series: | 31 | Angel McCoughtry | Atlanta, 2011 |
| 2-Game Series: | 13 | Diana Taurasi | Phoenix, 2013 |
| Game: | 16 | Angel McCoughtry | Atlanta @ Minnesota, 10/5/11 |

MOST FREE THROWS ATTEMPTED

| | | | |
|----------------|----|------------------|------------------------------|
| 5-Game Series: | 21 | Tamika Catchings | Indiana, 2015 |
| 4-Game Series: | 28 | Tamika Catchings | Indiana, 2012 |
| 3-Game Series: | 39 | Angel McCoughtry | Atlanta, 2011 |
| 2-Game Series: | 13 | Diana Taurasi | Phoenix, 2013 |
| Game: | 21 | Angel McCoughtry | Atlanta @ Minnesota, 10/5/11 |

HIGHEST FREE THROW PERCENTAGE

| | | | |
|----------------|-------|--------------------------|------------------------------|
| 5-Game Series: | .950 | (19-20) Briann January | Indiana, 2015 |
| 4-Game Series: | 1.000 | (18-18) Shavonte Zellous | Indiana, 2012 |
| 3-Game Series: | 1.000 | (13-13) Tamecka Dixon | Los Angeles, 2003 |
| 2-Game Series: | 1.000 | (13-13) Diana Taurasi | Phoenix, 2013 |
| Game: | 1.000 | (11-11) Diana Taurasi | Phoenix @ Minnesota, 9/30/16 |

MOST REBOUNDS

| | | | |
|----------------|----|--------------------|---------------------|
| 5-Game Series: | 50 | Nneka Ogumike | Los Angeles, 2016 |
| 4-Game Series: | 48 | Erlana Larkins | Indiana, 2012 |
| 3-Game Series: | 32 | Candace Parker | Los Angeles, 2015 |
| 2-Game Series: | 26 | Candace Parker | Los Angeles, 2012 |
| Game: | 15 | MR: Erlana Larkins | @ Indiana, 10/19/12 |

MOST OFFENSIVE REBOUNDS

| | | | |
|----------------|----|----------------------------------|--|
| 5-Game Series: | 18 | Erlana Larkins | Indiana, 2015 |
| 4-Game Series: | 22 | Erlana Larkins | Indiana, 2012 |
| 3-Game Series: | 10 | Érika de Souza | Atlanta, 2011 |
| 2-Game Series: | 8 | Danielle Adams | San Antonio, 2014 |
| Game: | 8 | Érika de Souza Erlana Larkins | @ Atlanta, 10/7/11; @ Indiana, 10/19/12 |

MOST DEFENSIVE REBOUNDS

| | | | |
|----------------|----|----------------|--------------------------|
| 5-Game Series: | 34 | Nneka Ogumike | Los Angeles, 2016 |
| 4-Game Series: | 26 | Erlana Larkins | Indiana, 2012 |
| 3-Game Series: | 26 | Candace Parker | Los Angeles, 2015 |
| 2-Game Series: | 19 | Candace Parker | Los Angeles, 2012 |
| Game: | 11 | Lauren Jackson | @ Seattle, 9/30/12 (20T) |

MOST ASSISTS

| | | | |
|----------------|----|--------------------------------|-------------------------------------|
| 5-Game Series: | 27 | Briann January | Indiana, 2015 |
| 4-Game Series: | 15 | Briann January | Indiana, 2012 |
| 3-Game Series: | 21 | Sue Bird | Seattle, 2012 |
| 2-Game Series: | 12 | Sheri Sam Danielle Robinson | Seattle, 2004; San Antonio, 2014 |
| Game: | 11 | Sue Bird | Seattle @ Minnesota, 10/2/12 |



OPPONENT INDIVIDUAL PLAYOFF RECORDS

MOST BLOCKED SHOTS

| | | | |
|----------------|----|------------------|-----------------------|
| 5-Game Series: | 10 | Candace Parker | Los Angeles, 2016 |
| 4-Game Series: | 9 | Tamika Catchings | Indiana, 2012 |
| 3-Game Series: | 9 | Lisa Leslie | Los Angeles, 2003 |
| 2-Game Series: | 5 | Janelle Burse | Seattle, 2004; |
| | | Candace Parker | Los Angeles, 2012 |
| Game: | 5 | Lisa Leslie | @ Los Angeles, 9/1/03 |

MOST STEALS

| | | | |
|----------------|----|------------------|------------------------|
| 5-Game Series: | 11 | Tamika Catchings | Indiana, 2015; |
| | | Candace Parker | Los Angeles, 2016 |
| 4-Game Series: | 8 | Tamika Catchings | Indiana, 2012 |
| 3-Game Series: | 9 | Angel McCoughtry | Atlanta, 2011 |
| 2-Game Series: | 5 | Janelle Burse | Seattle, 2004 |
| Game: | 6 | Tamecka Dixon | @ Los Angeles, 8/30/03 |

MOST PERSONAL FOULS

| | | | |
|----------------|----|------------------------|-----------------------------------|
| 5-Game Series: | 21 | Nneka Ogumike | Los Angeles, 2016 |
| 4-Game Series: | 13 | T.Catchings/S.Zellous | Indiana, 2012 |
| 3-Game Series: | 15 | DeLisha Milton | Los Angeles, 2003; |
| | | Marta Xargay | Phoenix, 2016 |
| 2-Game Series: | 9 | Penny Taylor | Phoenix, 2011; |
| | | A.Hornbuckle/D.Taurasi | Phoenix, 2013 |
| Game: | 6 | DeLisha Milton | @ Los Angeles, 8/30/03; |
| | | Sancho Lyttle | Atlanta @ Minnesota, 10/5/11; |
| | | Lauren Jackson | @ Seattle, 9/30/12 (20T); |
| | | Alexis Hornbuckle | @ Phoenix, 9/29/13; |
| | | Angel McCoughtry | Atlanta @ Minnesota, 10/8/13; |
| | | Jayne Appel | @ San Antonio, 8/23/14; |
| | | Ana Dabovic | Los Angeles @ Minnesota, 9/22/15; |
| | | Nneka Ogumike | Los Angeles @ Minnesota, 9/22/15; |
| | | DeWanna Bonner | @ Phoenix, 9/27/15; |
| | | Briann January | Indiana @ Minnesota, 10/4/15; |
| | | Sonja Petrovic | Phoenix @ Minnesota, 9/28/16; |
| | | Penny Taylor | Phoenix @ Minnesota, 9/30/16 |

MOST TURNOVERS

| | | | |
|----------------|----|-----------------------|-----------------------------------|
| 5-Game Series: | 19 | T.Catchings/B.January | Indiana, 2015 |
| 4-Game Series: | 13 | Briann January | Indiana, 2012 |
| 3-Game Series: | 12 | Mwadi Mabika | Los Angeles, 2003; |
| | | Angel McCoughtry | Atlanta, 2013; |
| | | Diana Taurasi | Phoenix, 2014 |
| 2-Game Series: | 9 | Diana Taurasi | Phoenix, 2013 |
| Game: | 7 | Mwadi Mabika | Los Angeles @ Minnesota, 8/28/03; |
| | | Tamika Catchings | Indiana @ Minnesota, 10/17/12 |

MOST MINUTES PLAYED

| | | | |
|----------------|-------|----------------|--------------------------|
| 5-Game Series: | 176 | Briann January | Indiana, 2015 |
| 4-Game Series: | 143 | Briann January | Indiana, 2012 |
| 3-Game Series: | 118 | Mwadi Mabika | Los Angeles, 2003 |
| 2-Game Series: | 74 | Candice Dupree | Phoenix, 2015 |
| Game: | 43:22 | Katie Smith | @ Seattle, 9/30/12 (20T) |



OPPONENT TEAM PLAYOFF RECORDS

MOST POINTS

| | | | |
|-----------|----|---------------------------|---------|
| Game: | 96 | @ Phoenix | 9/2/14 |
| Half: | 58 | Atlanta @ Minnesota (1st) | 10/5/11 |
| Quarter: | 34 | Phoenix @ Minnesota (3rd) | 9/28/16 |
| Overtime: | 11 | @ Seattle (2nd) | 9/30/12 |

MOST FIELD GOALS MADE

| | | | |
|-------|----|---------------|----------|
| Game: | 39 | @ Los Angeles | 10/14/16 |
|-------|----|---------------|----------|

MOST FIELD GOALS ATTEMPTED

| | | | |
|-------|----|-----------|---------|
| Game: | 78 | @ Atlanta | 10/7/11 |
|-------|----|-----------|---------|

HIGHEST FIELD-GOAL PERCENTAGE

| | | | |
|-------|------|-------------------|--------|
| Game: | .587 | (37-63) @ Phoenix | 9/2/14 |
|-------|------|-------------------|--------|

MOST THREE-POINT FIELD GOALS MADE

| | | | |
|-------|---|------------------------------|---------|
| Game: | 9 | Most recently: @ Los Angeles | 9/20/15 |
|-------|---|------------------------------|---------|

MOST THREE-POINT FIELD GOALS ATTEMPTED

| | | | |
|-------|----|-------------------------|---------|
| Game: | 25 | San Antonio @ Minnesota | 9/20/11 |
|-------|----|-------------------------|---------|

HIGHEST THREE-POINT FIELD-GOAL PERCENTAGE

| | | | |
|-------|------|----------------------------|---------|
| Game: | .571 | (8-14) Phoenix @ Minnesota | 9/28/16 |
|-------|------|----------------------------|---------|

MOST FREE THROWS MADE

| | | | |
|-------|----|---------------------|---------|
| Game: | 30 | Phoenix @ Minnesota | 9/30/16 |
|-------|----|---------------------|---------|

MOST FREE THROWS ATTEMPTED

| | | | |
|-------|----|---------------------|---------|
| Game: | 32 | Atlanta @ Minnesota | 10/5/11 |
|-------|----|---------------------|---------|

HIGHEST FREE THROW PERCENTAGE

| | | | |
|-------|-------|-----------------------------|---------|
| Game: | 1.000 | (16-16) Indiana @ Minnesota | 10/4/15 |
|-------|-------|-----------------------------|---------|

MOST REBOUNDS

| | | | |
|-------|----|-----------|---------|
| Game: | 45 | @ Phoenix | 8/29/14 |
|-------|----|-----------|---------|

MOST OFFENSIVE REBOUNDS

| | | | |
|-------|----|---------------|---------|
| Game: | 18 | @ Los Angeles | 10/7/12 |
|-------|----|---------------|---------|

MOST DEFENSIVE REBOUNDS

| | | | |
|-------|----|--------------------------|---------|
| Game: | 33 | Most recently: @ Phoenix | 8/29/14 |
|-------|----|--------------------------|---------|

MOST ASSISTS

| | | | |
|-------|----|---------------------|---------|
| Game: | 27 | Phoenix @ Minnesota | 9/28/16 |
|-------|----|---------------------|---------|

MOST BLOCKED SHOTS

| | | | |
|-------|---|---------------|--------|
| Game: | 8 | @ Los Angeles | 9/1/03 |
|-------|---|---------------|--------|

MOST STEALS

| | | | |
|-------|----|---------------|---------|
| Game: | 15 | @ Los Angeles | 8/30/03 |
|-------|----|---------------|---------|

MOST PERSONAL FOULS

| | | | |
|-------|----|---------------------|---------|
| Game: | 33 | Atlanta @ Minnesota | 10/5/11 |
|-------|----|---------------------|---------|

MOST TURNOVERS

| | | | |
|-------|----|---------------------|----------|
| Game: | 24 | Indiana @ Minnesota | 10/17/12 |
|-------|----|---------------------|----------|

FEWEST POINTS

| | | | |
|-----------|----|---------------------------|----------|
| Game: | 52 | Indiana @ Minnesota | 10/14/15 |
| Half: | 21 | Indiana @ Minnesota (1st) | 10/14/15 |
| Quarter: | 4 | Indiana @ Minnesota (2nd) | 10/14/15 |
| Overtime: | 5 | @ Seattle (1st) | 9/30/12 |

FEWEST FIELD GOALS MADE

| | | | |
|-------|----|---------------------|---------|
| Game: | 19 | Phoenix @ Minnesota | 9/24/15 |
|-------|----|---------------------|---------|

FEWEST FIELD GOALS ATTEMPTED

| | | | |
|-------|----|-----------|----------|
| Game: | 49 | @ Indiana | 10/11/15 |
|-------|----|-----------|----------|

LOWEST FIELD-GOAL PERCENTAGE

| | | | |
|-------|------|-----------------------------|---------|
| Game: | .312 | (24-77) Atlanta @ Minnesota | 10/6/13 |
|-------|------|-----------------------------|---------|

FEWEST THREE-POINT FIELD GOALS MADE

| | | | |
|-------|---|---------------------|---------|
| Game: | 0 | Atlanta @ Minnesota | 10/6/13 |
|-------|---|---------------------|---------|

FEWEST THREE-POINT FIELD GOALS ATTEMPTED

| | | | |
|-------|---|---------------|--------|
| Game: | 7 | @ Los Angeles | 9/1/03 |
|-------|---|---------------|--------|

LOWEST THREE-POINT FIELD-GOAL PERCENTAGE

| | | | |
|-------|------|----------------------------|---------|
| Game: | .000 | (0-15) Atlanta @ Minnesota | 10/6/13 |
|-------|------|----------------------------|---------|

FEWEST FREE THROWS MADE

| | | | |
|-------|---|---------------|---------|
| Game: | 5 | @ Los Angeles | 10/7/12 |
|-------|---|---------------|---------|

FEWEST FREE THROWS ATTEMPTED

| | | | |
|-------|---|-------------------------|---------|
| Game: | 7 | San Antonio @ Minnesota | 9/16/11 |
|-------|---|-------------------------|---------|

LOWEST FREE THROW PERCENTAGE

| | | | |
|-------|------|----------------------|---------|
| Game: | .500 | (5-10) @ Los Angeles | 10/7/12 |
|-------|------|----------------------|---------|

FEWEST REBOUNDS

| | | | |
|-------|----|------------------------------------|---------|
| Game: | 20 | Most recently: Phoenix @ Minnesota | 9/28/16 |
|-------|----|------------------------------------|---------|

FEWEST OFFENSIVE REBOUNDS

| | | | |
|-------|---|---------------------|----------|
| Game: | 2 | Indiana @ Minnesota | 10/17/12 |
|-------|---|---------------------|----------|

FEWEST DEFENSIVE REBOUNDS

| | | | |
|-------|----|------------------------------------|---------|
| Game: | 16 | Most recently: Phoenix @ Minnesota | 9/28/16 |
|-------|----|------------------------------------|---------|

FEWEST ASSISTS

| | | | |
|-------|---|-----------|----------|
| Game: | 6 | @ Indiana | 10/11/15 |
|-------|---|-----------|----------|

FEWEST BLOCKED SHOTS

| | | | |
|-------|---|------------------------------------|---------|
| Game: | 0 | Most recently: Atlanta @ Minnesota | 10/8/13 |
|-------|---|------------------------------------|---------|

FEWEST STEALS

| | | | |
|-------|---|------------------------------------|---------|
| Game: | 2 | Most recently: Seattle @ Minnesota | 10/2/12 |
|-------|---|------------------------------------|---------|

FEWEST PERSONAL FOULS

| | | | |
|-------|----|---------------------|---------|
| Game: | 11 | Atlanta @ Minnesota | 10/6/13 |
|-------|----|---------------------|---------|

FEWEST TURNOVERS

| | | | |
|-------|---|-----------|---------|
| Game: | 6 | @ Phoenix | 9/27/15 |
|-------|---|-----------|---------|



2015 PLAYER POSTSEASON STATISTICS

| PLAYER | G | GS | MIN | Field Goals | | | 3-Point FG | | | Free Throws | | | Rebounds | | | | AST | PF | DQ | STL | TO | BLK | PTS | AVG |
|------------------|-----------|----------|-------------|-------------|------------|-------------|------------|------------|-------------|-------------|------------|-------------|------------|------------|------------|------------|------------|----------|-----------|------------|-----------|------------|-------------|-----|
| | | | | FG | FGA | PCT | FG | FGA | PCT | FT | FTA | PCT | OFF | DEF | TOT | | | | | | | | | |
| Moore | 10 | 10 | 361 | 83 | 198 | .419 | 22 | 63 | .349 | 46 | 53 | .868 | 30 | 43 | 73 | 26 | 34 | 0 | 23 | 28 | 11 | 234 | 23.4 | |
| Augustus | 10 | 10 | 344 | 55 | 145 | .379 | 2 | 14 | .143 | 16 | 21 | .762 | 9 | 21 | 30 | 25 | 13 | 0 | 9 | 13 | 3 | 128 | 12.8 | |
| Fowles | 10 | 10 | 309 | 51 | 82 | .622 | 0 | 0 | --- | 24 | 32 | .750 | 26 | 71 | 97 | 12 | 29 | 0 | 9 | 25 | 16 | 126 | 12.6 | |
| Whalen | 10 | 10 | 234 | 24 | 69 | .348 | 1 | 8 | .125 | 16 | 19 | .842 | 8 | 13 | 21 | 33 | 17 | 0 | 4 | 12 | 0 | 65 | 6.5 | |
| Brunson | 10 | 10 | 295 | 20 | 46 | .435 | 0 | 0 | --- | 13 | 20 | .650 | 22 | 50 | 72 | 17 | 33 | 0 | 12 | 12 | 5 | 53 | 5.3 | |
| Cruz | 10 | 0 | 221 | 20 | 52 | .385 | 4 | 13 | .308 | 8 | 12 | .667 | 6 | 15 | 21 | 27 | 21 | 0 | 9 | 16 | 1 | 52 | 5.2 | |
| Peters | 10 | 0 | 139 | 17 | 32 | .531 | 0 | 0 | --- | 6 | 6 | 1.000 | 12 | 10 | 22 | 9 | 23 | 0 | 5 | 7 | 8 | 40 | 4.0 | |
| Montgomery | 9 | 0 | 87 | 11 | 23 | .478 | 4 | 13 | .308 | 7 | 8 | .875 | 0 | 3 | 3 | 8 | 7 | 0 | 6 | 5 | 1 | 33 | 3.7 | |
| Liston | 3 | 0 | 2 | 0 | 0 | --- | 0 | 0 | --- | 1 | 3 | .333 | 0 | 0 | 0 | 0 | 0 | 0 | 0 | 0 | 0 | 1 | 0.3 | |
| Jones | 4 | 0 | 8 | 0 | 1 | .000 | 0 | 0 | --- | 0 | 0 | --- | 0 | 1 | 1 | 1 | 0 | 0 | 0 | 1 | 0 | 0 | 0.0 | |
| Kelley | 1 | 0 | 0 | 0 | 0 | --- | 0 | 0 | --- | 0 | 0 | --- | 0 | 0 | 0 | 0 | 0 | 0 | 0 | 0 | 0 | 0 | 0.0 | |
| TEAM | 10 | - | 2000 | 281 | 648 | .434 | 33 | 111 | .297 | 137 | 174 | .787 | 113 | 227 | 340 | 158 | 177 | 0 | 77 | 129 | 45 | 732 | 73.2 | |
| OPPONENTS | 10 | - | 2000 | 258 | 605 | .426 | 53 | 135 | .393 | 138 | 167 | .826 | 83 | 211 | 294 | 150 | 178 | 4 | 72 | 137 | 33 | 707 | 70.7 | |

| PLAYER | Single-Game Highs | | | | | | | | Average Per Game | | | | | | | Career Highs (C=Set, T=Tied This Season) | | | | | | |
|------------------|-------------------|-----------|-----------|-----------|-----------|----------|-----------|--|------------------|-------------|-------------|-------------|-------------|-------------|-------------|--|-----------|-----------|-----------|-----------|-----------|------------|
| | MIN | REB | AST | ST | TO | BL | PTS | | MIN | REB | AST | STL | TO | BLK | PTS | FG | FGA | FT | FTA | REB | AST | PTS |
| Moore | 40 | 12 | 5 | 4 | 6 | 3 | 40 | | 36.1 | 7.3 | 2.6 | 2.30 | 2.8 | 1.10 | 23.4 | 13C | 29C | 10C | 12C | 12C | 10 | 40C |
| Augustus | 37 | 7 | 4 | 3 | 2 | 1 | 17 | | 34.4 | 3.0 | 2.5 | 0.90 | 1.3 | 0.30 | 12.8 | 11 | 23 | 13 | 16 | 8 | 7 | 36 |
| Fowles | 39 | 14 | 4 | 3 | 5 | 3 | 21 | | 30.9 | 9.7 | 1.2 | 0.90 | 2.5 | 1.60 | 12.6 | 12 | 20 | 8 | 10 | 15 | 4C | 27 |
| Whalen | 30 | 6 | 5 | 1 | 2 | 0 | 16 | | 23.4 | 2.1 | 3.3 | 0.40 | 1.2 | 0.00 | 6.5 | 11 | 23 | 15 | 17 | 10 | 11 | 31 |
| Brunson | 40 | 19 | 5 | 3 | 3 | 3 | 13 | | 29.5 | 7.2 | 1.7 | 1.20 | 1.2 | 0.50 | 5.3 | 10 | 15 | 7 | 8 | 19C | 5C | 26 |
| Cruz | 31 | 5 | 5 | 2 | 4 | 1 | 10 | | 22.1 | 2.1 | 2.7 | 0.90 | 1.6 | 0.10 | 5.2 | 4C | 8C | 4C | 6C | 5C | 5C | 10C |
| Peters | 24 | 5 | 2 | 3 | 2 | 3 | 12 | | 13.9 | 2.2 | 0.9 | 0.50 | 0.7 | 0.80 | 4.0 | 5C | 7C | 2T | 3 | 7 | 3 | 12C |
| Montgomery | 23 | 2 | 4 | 3 | 2 | 1 | 12 | | 9.7 | 0.3 | 0.9 | 0.67 | 0.6 | 0.11 | 3.7 | 4T | 9 | 6 | 6T | 2T | 7 | 16 |
| Liston | 2 | 0 | 0 | 0 | 0 | 0 | 1 | | 0.8 | 0.0 | 0.0 | 0.00 | 0.0 | 0.00 | 0.3 | 0T | 0T | 1C | 3C | 0T | 0T | 1C |
| Jones | 5 | 1 | 1 | 0 | 1 | 0 | 0 | | 1.9 | 0.3 | 0.3 | 0.00 | 0.3 | 0.00 | 0.0 | 10 | 22 | 5 | 7 | 11 | 5 | 21 |
| Kelley | 0 | 0 | 0 | 0 | 0 | 0 | 0 | | 0.1 | 0.0 | 0.0 | 0.00 | 0.0 | 0.00 | 0.0 | 0C | 0C | 0C | 0C | 0C | 0C | 0C |
| TEAM | 200 | 44 | 20 | 11 | 16 | 8 | 91 | | 200.0 | 34.0 | 15.8 | 7.70 | 12.9 | 4.50 | 73.2 | 40 | 82 | 38 | 46 | 45 | 27 | 103 |
| OPPONENTS | 200 | 36 | 22 | 11 | 21 | 5 | 81 | | 200.0 | 29.4 | 15.0 | 7.20 | 13.7 | 3.30 | 70.7 | 37 | 78 | 29 | 32 | 45 | 25 | 96 |



2015 WNBA FINALS VS. INDIANA

Third round: Minnesota wins series, 3-2



GAME ONE at Target Center - Sunday, October 4

Minnesota 69, Indiana 75

Briann January tallied 19 points and six assists and sparked the pivotal second-quarter scoring burst as Indiana opened the 2015 WNBA Finals with a 75-69 victory over the Lynx on Sunday afternoon at Target Center. The teams struggled to a 10-10 draw after one period before Sylvia Fowles gave Minnesota its largest lead at 26-21 with 4:03 left before halftime. However, January responded with a 3-pointer to kick-start a 14-3 finish, capped by Erlana Larkins' buzzer-beating layup, that put the Fever in front 35-29. Indiana boosted its lead to eight late in the third quarter before settling for a 54-47 edge entering the final 10 minutes. Fowles and Seimone Augustus teamed up for seven unanswered points to give the Lynx a brief 62-61 advantage with 4:27 to play, but following a timeout, Marissa Coleman's trey reclaimed the lead for Indiana. Clinging to a three-point cushion in the closing seconds, Tamika Catchings' steal and free throws sealed the victory. Coleman finished with 16 points for the Fever while Moore led Minnesota with 27 points and a playoff career-high 12 rebounds, and Fowles contributed 21 points and 11 boards.

Attendance –11,023 Time – 2:09

| | 1 | 2 | 3 | 4 | Final | High Scorer | High Rebounds | High Assists |
|-----------|----|----|----|----|-------|-------------|---------------|--------------------|
| Indiana | 10 | 25 | 19 | 21 | 75 | January, 19 | Larkins, 8 | January, 6 |
| Minnesota | 10 | 19 | 18 | 22 | 69 | Moore, 27 | Moore, 12 | Augustus/Whalen, 4 |

GAME TWO at Target Center- Tuesday, October 6

Minnesota 77, Indiana 71

Sylvia Fowles tallied 21 points and Maya Moore added 19 as the Lynx overcame a nine-point, second-half deficit to beat Indiana, 77-71, on Tuesday night at Target Center. Marissa Coleman drilled a pair of 3-pointers during an 18-8 start for the Fever before Fowles and Devereaux Peters closed the gap to four entering the second period. Lindsay Whalen put Minnesota in front with 20 seconds left in the half, but Maggie Lucas converted a four-point play to reclaim the lead for Indiana at 41-39. After Tamika Catchings' jumper midway through the third extended it to 54-46, the Lynx closed the quarter with a 17-5 blitz, capped by an Anna Cruz layup, to pull ahead for good at 63-59. After Shenise Johnson made it a two-point game with 5:21 left, Minnesota clung to the lead by holding the Fever without a field goal over the next five minutes – forcing six turnovers – and Cruz sank four free throws in the closing seconds to secure the victory. Moore added five assists, four steals and three blocks for Minnesota while Seimone Augustus put in 11 points. The Fever were led by 17 points from Briann January, with Catchings adding 11 and nine rebounds.

Attendance –12,134 Time – 2:10

| | 1 | 2 | 3 | 4 | Final | High Scorer | High Rebounds | High Assists |
|-----------|----|----|----|----|-------|-------------|----------------------|----------------------|
| Indiana | 24 | 17 | 18 | 12 | 71 | January, 17 | Catchings/Larkins, 9 | Catchings/January, 5 |
| Minnesota | 20 | 19 | 24 | 14 | 77 | Fowles, 21 | Fowles, 9 | Moore/Cruz, 5 |

GAME THREE at Bankers Life Fieldhouse - Friday, October 9

Minnesota 80, Indiana 77

Maya Moore scored 12 of her 24 points in the fourth quarter, including the game-winning 3-pointer as time expired, to lift the Lynx past Indiana, 80-77, on Friday night at Bankers Life Fieldhouse. Minnesota used six offensive rebounds to help build a 20-19 cushion after one quarter and took its biggest lead with Renee Montgomery and Moore opened the second with back-to-back treys. However, Shenise Johnson keyed a 14-4 finish to the half that vaulted the Fever into a 42-38 lead. Consecutive jumpers from Devereaux Peters helped put the Lynx on top by six late in the third period before Natasha Howard's basket cut the deficit to 59-57 entering the fourth. Indiana pulled even three times before forging ahead 75-73 on Erlana Larkins' layup at the 2:41 mark. Briann January made it a three-point lead, but a longrange strike from Montgomery knotted it at 77-77 with 1:11 left. Minnesota regained possession with 1.7 seconds to play following a Johnson miss, setting the stage for Moore's winner. Sylvia Fowles netted 11 points and 11 rebounds for Minnesota while Johnson led the Fever with 17 points and January added 15 with eight assists.

Attendance – 16,332 Time – 2:01

| | 1 | 2 | 3 | 4 | Final | High Scorer | High Rebounds | High Assists |
|-----------|----|----|----|----|-------|-------------|---------------|--------------|
| Minnesota | 20 | 18 | 21 | 21 | 80 | Moore, 24 | Fowles, 11 | Cruz, 5 |
| Indiana | 19 | 23 | 15 | 20 | 77 | Johnson, 17 | Catchings, 10 | January, 8 |



2015 WNBA FINALS VS. INDIANA

Third round: Minnesota wins series, 3-2



GAME FOUR at Bankers Life Fieldhouse- Sunday, October 11

Minnesota 69, Indiana 75

Shenise Johnson scored 15 points and Marissa Coleman keyed the decisive third-quarter surge as Indiana downed the Lynx, 75-69, on Sunday night at Bankers Life Fieldhouse. Minnesota led 20-15 after one quarter, but Natasha Howard's jumper ignited a 10-0 run that put the Fever on top by six midway through the second. A last-second basket from Lindsay Whalen kept the Lynx within 36-32 at intermission and Sylvia Fowles gave Minnesota a brief two-point advantage early in the third period. However, Indiana reeled off the game's next eight points and Coleman's 3-pointer gave the Fever their largest lead of the night at 58-44 with 1:28 left in the quarter. The Lynx then held Indiana to just one field goal the rest of the way, but went scoreless for three minutes themselves until treys from Renee Montgomery and Maya Moore narrowed the gap to 64-56 with 4:32 to play. Minnesota eventually pulled to within 73-69 in the closing seconds before two Briann January free throws sealed the win. January finished with 13 points and five assists for the Fever, while Moore led Minnesota with 20 points and eight rebounds, and Whalen chipped in 16 points.

Attendance -10,582 Time - 2:12

| | 1 | 2 | 3 | 4 | Final | High Scorer | High Rebounds | High Assists |
|-----------|----|----|----|----|-------|-------------|---------------|----------------|
| Minnesota | 20 | 12 | 14 | 23 | 69 | Moore, 20 | Moore, 8 | Six Players, 2 |
| Indiana | 15 | 21 | 22 | 17 | 75 | Johnson, 15 | Larkins, 6 | January, 5 |

GAME FIVE at Target Center - Wednesday, October 14

Minnesota 69, Indiana 52

Sylvia Fowles collected 20 points and 11 rebounds, and Rebekkah Brunson added 10 points and 14 points as the Lynx secured their third WNBA championship in five years with a 69-52 victory over Indiana on Oct. 14 at Target Center. Seven points from Briann January helped the Fever build a 17-15 lead after one quarter, but Maya Moore's 3-pointer capped a 6-0 start to the second that put Minnesota in front to stay. Tamika Catchings' basket at the 4:03 mark was Indiana only field goal of the quarter, which ended with the Lynx on top 27-21. Fowles and Seimone Augustus combined for the first six points of the second half, doubling Minnesota's lead, and the Fever could get no closer than 10 the rest of the way. Renee Montgomery beat the third-quarter buzzer to stretch the margin to 48-29, and the Lynx took their largest lead when Fowles made it 57-34 with 7:23 left. Catchings drilled a pair of 3-pointers during Indiana's 11-2 surge before baskets by Lindsay Whalen and Brunson ended the rally. Augustus finished with 16 points for Minnesota while Catchings led the Fever with 18 points and 11 rebounds, and January chipped in 13 points.

Attendance - 18,933 Time - 1:59

| | 1 | 2 | 3 | 4 | Final | High Scorer | High Rebounds | High Assists |
|-----------|----|----|----|----|-------|---------------|---------------|--------------------|
| Indiana | 17 | 4 | 8 | 23 | 52 | Catchings, 18 | Catchings, 11 | January/Zellous, 3 |
| Minnesota | 15 | 12 | 21 | 21 | 69 | Fowles, 20 | Brunson, 14 | Moore, 5 |

PLAYER STATISTICS VS. INDIANA: 3-2

| PLAYER | G | GS | MIN | Field Goals | | | 3-Point FG | | | Free Throws | | | Rebounds | | | | | | | | | | PTS | AVG |
|--------------|----------|----------|-------------|-------------|------------|-------------|------------|-----------|-------------|-------------|-----------|-------------|-----------|-----------|------------|-----------|-----------|----------|-----------|-----------|-----------|------------|-------------|-----|
| | | | | FG | FGA | PCT | FG | FGA | PCT | FT | FTA | PCT | OFF | DEF | TOT | AST | PF | DQ | STL | TO | BLK | | | |
| Moore | 5 | 5 | 177 | 35 | 85 | .412 | 8 | 27 | .296 | 17 | 21 | .810 | 18 | 21 | 39 | 12 | 16 | 0 | 10 | 17 | 9 | 95 | 19.0 | |
| Fowles | 5 | 5 | 159 | 32 | 46 | .696 | 0 | 0 | --- | 14 | 18 | .778 | 17 | 30 | 47 | 6 | 12 | 0 | 4 | 14 | 5 | 78 | 15.6 | |
| Augustus | 5 | 5 | 175 | 27 | 72 | .375 | 1 | 4 | .250 | 4 | 6 | .667 | 3 | 9 | 12 | 12 | 5 | 0 | 6 | 6 | 2 | 59 | 11.8 | |
| Montgomery | 5 | 0 | 78 | 11 | 22 | .500 | 4 | 12 | .333 | 7 | 8 | .875 | 0 | 3 | 3 | 8 | 7 | 0 | 6 | 3 | 1 | 33 | 6.6 | |
| Whalen | 5 | 5 | 101 | 13 | 34 | .382 | 0 | 2 | .000 | 6 | 8 | .750 | 6 | 4 | 10 | 16 | 9 | 0 | 3 | 3 | 0 | 32 | 6.4 | |
| Cruz | 5 | 0 | 119 | 10 | 28 | .357 | 1 | 5 | .200 | 8 | 10 | .800 | 4 | 11 | 15 | 16 | 13 | 0 | 5 | 6 | 0 | 29 | 5.8 | |
| Brunson | 5 | 5 | 125 | 9 | 25 | .360 | 0 | 0 | --- | 3 | 4 | .750 | 7 | 19 | 26 | 6 | 14 | 0 | 4 | 6 | 4 | 21 | 4.2 | |
| Peters | 5 | 0 | 65 | 7 | 13 | .538 | 0 | 0 | --- | 2 | 2 | 1.000 | 6 | 1 | 7 | 5 | 10 | 0 | 1 | 4 | 4 | 16 | 3.2 | |
| Liston | 2 | 0 | 2 | 0 | 0 | --- | 0 | 0 | --- | 1 | 3 | .333 | 0 | 0 | 0 | 0 | 0 | 0 | 0 | 0 | 0 | 1 | 0.5 | |
| LYNX | 5 | - | 1000 | 144 | 325 | .443 | 14 | 50 | .280 | 62 | 80 | .775 | 61 | 98 | 159 | 81 | 86 | 0 | 39 | 67 | 25 | 364 | 72.8 | |
| FEVER | 5 | - | 1000 | 127 | 300 | .423 | 26 | 67 | .388 | 70 | 79 | .886 | 46 | 98 | 144 | 65 | 92 | 1 | 33 | 77 | 18 | 350 | 70.0 | |



2015 CONFERENCE FINALS VS. PHOENIX

Second round: Minnesota wins series, 2-0



GAME ONE at Target Center- Thursday, Sept. 24

Minnesota 67, Phoenix 60

Maya Moore scored 10 of her 19 points in the fourth quarter, and Rebekkah Brunson tallied 13 points and franchise playoff record 19 rebounds in the Lynx' 67-60 win over Phoenix on Friday night at Target Center. The Mercury hit nine of their first 13 shots in sprinting to a 21-12 lead late in the first quarter, but Minnesota tallied 20 of the game's next 22 points to take its largest lead of the night at 32-23 midway through the second. Brunson's tip-in beat the halftime buzzer to keep the Lynx in front, 35-32, and Seimone Augustus stretched the lead to eight with 6:00 left in the third period. Leilani Mitchell sparked a 6-0 rally that brought Phoenix to within 47-46 before Moore's layup sent Minnesota into the fourth with a three-point cushion. Three Augustus baskets kept the Mercury at bay, then Moore drilled a 3- pointer to hike the lead to 63-54 with 1:10 left and enabled the Lynx to withstand a pair of DeWanna Bonner treys in the closing moments. Augustus finished with 14 points and Sylvia Fowles added 12 points and 14 rebounds for Minnesota. The Mercury were paced by 21 points from Bonner while Candice Dupree grabbed 12 boards.

Attendance – 8,732 Time – 2:04

| | 1 | 2 | 3 | 4 | Final | High Scorer | High Rebounds | High Assists |
|-----------|----|----|----|----|-------|-------------|---------------|--------------|
| Minnesota | 14 | 21 | 14 | 18 | 67 | Moore, 19 | Brunson, 19 | Whalen, 5 |
| Phoenix | 21 | 11 | 14 | 14 | 60 | Bonner, 21 | Dupree, 12 | Bonner, 5 |

GAME TWO at US Airways Center - Sunday, Sept. 27

Minnesota 72, Phoenix 71

Maya Moore erupted for a playoff career-high 40 points, including the game-winning free throw with 1.5 seconds left, to carry the Lynx to a 72-71 victory over Phoenix on Sept. 27 at Talking Stick Resort Arena. Minnesota shot 71 percent in the opening quarter in building a 25-15 lead, but Brittney Griner keyed an 11-0 start to the second that put the Mercury on top. The lead changed hands five more times in the period before Candice Dupree's free throw made it 41-41 at halftime. Moore tallied the Lynx' first 11 points of the third quarter, but Monique Currie gave Phoenix its biggest lead of the afternoon at 53-47 with 3:41 to play. Two baskets from Sylvia Fowles and one from Seimone Augustus pulled Minnesota within 59-58 entering the fourth, and neither team led by more than three the rest of the way. DeWanna Bonner put the Mercury in front 71-69 in the final minute, only to see Moore tie it with 38.7 seconds left. Moore then stole a Noelle Quinn pass to set up the winning score as the Lynx completed the two-game sweep. Fowles pulled in 14 rebounds for Minnesota while Dupree led the Mercury with 16 points and Griner added 15.

Attendance – 9,871 Time – 1:59

| | 1 | 2 | 3 | 4 | Final | High Scorer | High Rebounds | High Assists |
|-----------|----|----|----|----|-------|-------------|---------------|--------------|
| Phoenix | 15 | 26 | 18 | 12 | 71 | Dupree, 16 | Currie, 7 | Currie, 6 |
| Minnesota | 25 | 16 | 17 | 14 | 72 | Moore, 40 | Fowles, 14 | Whalen, 4 |

PLAYER STATISTICS VS. PHOENIX: 2-0

| PLAYER | G | GS | MIN | Field Goals | | | 3-Point FG | | | Free Throws | | | Rebounds | | | | | PTS | AVG | | | | |
|----------------|----------|----------|------------|-------------|------------|-------------|------------|-----------|-------------|-------------|-----------|-------------|-----------|-----------|-----------|-----------|-----------|----------|-----------|-----------|----------|------------|-------------|
| | | | | FG | FGA | PCT | FG | FGA | PCT | FT | FTA | PCT | OFF | DEF | TOT | AST | PF | | | DQ | STL | TO | BLK |
| Moore | 2 | 2 | 75 | 20 | 49 | .408 | 6 | 16 | .375 | 13 | 15 | .867 | 7 | 8 | 15 | 8 | 8 | 0 | 4 | 4 | 0 | 59 | 29.5 |
| Augustus | 2 | 2 | 62 | 10 | 27 | .370 | 0 | 3 | .000 | 2 | 2 | 1.000 | 2 | 2 | 4 | 3 | 2 | 0 | 0 | 2 | 0 | 22 | 11.0 |
| Fowles | 2 | 2 | 61 | 10 | 18 | .556 | 0 | 0 | --- | 0 | 2 | .000 | 3 | 25 | 28 | 0 | 8 | 0 | 1 | 5 | 5 | 20 | 10.0 |
| Brunson | 2 | 2 | 71 | 5 | 9 | .556 | 0 | 0 | --- | 5 | 7 | .714 | 8 | 18 | 26 | 2 | 8 | 0 | 3 | 2 | 1 | 15 | 7.5 |
| Cruz | 2 | 0 | 48 | 4 | 11 | .364 | 2 | 5 | .400 | 0 | 0 | --- | 1 | 1 | 2 | 3 | 2 | 0 | 1 | 5 | 0 | 10 | 5.0 |
| Whalen | 2 | 2 | 52 | 3 | 15 | .200 | 0 | 2 | .000 | 1 | 2 | .500 | 0 | 2 | 2 | 9 | 2 | 0 | 1 | 3 | 0 | 7 | 3.5 |
| Peters | 2 | 0 | 26 | 3 | 5 | .600 | 0 | 0 | --- | 0 | 0 | --- | 1 | 2 | 3 | 2 | 6 | 0 | 1 | 1 | 1 | 6 | 3.0 |
| Jones | 2 | 0 | 0 | 0 | 0 | --- | 0 | 0 | --- | 0 | 0 | --- | 0 | 0 | 0 | 0 | 0 | 0 | 0 | 0 | 0 | 0 | 0.0 |
| Kelley | 1 | 0 | 0 | 0 | 0 | --- | 0 | 0 | --- | 0 | 0 | --- | 0 | 0 | 0 | 0 | 0 | 0 | 0 | 0 | 0 | 0 | 0.0 |
| Liston | 1 | 0 | 0 | 0 | 0 | --- | 0 | 0 | --- | 0 | 0 | --- | 0 | 0 | 0 | 0 | 0 | 0 | 0 | 0 | 0 | 0 | 0.0 |
| Montgomery | 2 | 0 | 3 | 0 | 0 | --- | 0 | 0 | --- | 0 | 0 | --- | 0 | 0 | 0 | 0 | 0 | 0 | 0 | 1 | 0 | 0 | 0.0 |
| LYNX | 2 | - | 400 | 55 | 134 | .410 | 8 | 26 | .308 | 21 | 28 | .750 | 22 | 58 | 80 | 27 | 36 | 0 | 11 | 24 | 7 | 139 | 69.5 |
| MERCURY | 2 | - | 400 | 47 | 117 | .402 | 9 | 23 | .391 | 28 | 34 | .824 | 11 | 45 | 56 | 32 | 30 | 1 | 16 | 18 | 7 | 131 | 65.5 |



2015 CONFERENCE SEMI-FINALS VS. LOS ANGELES

First round: Minnesota wins series, 2-1



GAME ONE at Target Center - Friday, September 18

Minnesota 67, Los Angeles 65

Maya Moore poured in a playoff career-high 33 points and Seimone Augustus added 17 to help the Lynx turn back Los Angeles, 67-65, on Friday night at Target Center. Augustus' 3-pointer punctuated a 14-6 start for the Lynx and a late Lindsay Whalen jumper kept them in front 22-15 after one quarter. The Sparks held Minnesota without a basket for six minutes and Candace Parker's layup put L.A. on top 33-25 with 2:45 left in the second. Trailing by three at halftime, the Lynx saw Moore reel off 15 points in five minutes to take their largest lead of the night at 54-43. Ana Dabovic's three-point play whittled the deficit to six entering the fourth quarter, but Augustus rebuilt the margin to 61-51 with 7:46 remaining. Los Angeles countered by scoring the game's next nine points and pulled to within 65-64 on Nneka Ogumike's basket at the 2:19 mark. However, a Rebekkah Brunson steal led to Moore's breakaway layup with 1:24 left, and Parker misfired on the game-tying attempt as time expired. Sylvia Fowles pulled in nine rebounds for Minnesota, while Parker led the Sparks with 16 points and nine rebounds and Ogumike chipped in 14.

Attendance – 8,333 Time – 1:51

| | 1 | 2 | 3 | 4 | Final | High Scorer | High Rebounds | High Assists |
|-------------|----|----|----|----|-------|-------------|---------------|--------------|
| Los Angeles | 15 | 21 | 13 | 16 | 65 | Parker, 16 | Parker, 9 | Parker, 4 |
| Minnesota | 22 | 11 | 22 | 12 | 67 | Moore, 33 | Fowles, 9 | Cruz, 5 |

GAME TWO at Walter Pyramid - Sunday, September 20

Minnesota 71, Los Angeles 81

Candace Parker scored 15 of her 25 points in the pivotal second quarter and added 10 rebounds and six assists in Los Angeles' 81-71 victory over the Lynx on Sunday afternoon at the Walter Pyramid in Long Beach. The Sparks led 24-23 after one quarter, then Parker capped a 17-4 start to the second. Twelve unanswered points later in the period, topped off by a Jantel Lavender jumper, gave Los Angeles its largest lead at 53-31. However, Minnesota netted the final four points of the half and opened the third quarter by outscoring the Sparks 15-2 to get within 55-50 on Maya Moore's 3-pointer at the 4:39 mark. Alana Beard beat the buzzer to send L.A. into the fourth holding a 63-55 lead, but Rebekkah Brunson converted a three-point play to get the Lynx within 65-61. Parker and Ana Dabovic countered with back-to-back treys, only to see Lindsay Whalen's three-point play again narrow the margin to five with 3:17 left. Those turned out to be the Lynx' final points and a Lavender 3-pointer put the game out of reach. Dabovic finished with 19 points and seven assists for the Sparks while Moore led Minnesota with 27 points.

Attendance – 3,112 Time – 2:01

| | 1 | 2 | 3 | 4 | Final | High Scorer | High Rebounds | High Assists |
|-------------|----|----|----|----|-------|-------------|-------------------------|--------------|
| Minnesota | 23 | 12 | 20 | 16 | 71 | Moore, 27 | Augustus/Brunson/Fowles | Whalen, 5 |
| Los Angeles | 24 | 29 | 10 | 18 | 81 | Parker, 25 | Parker, 10 | Dabovic, 7 |

GAME THREE at Target Center - Tuesday, September 22

Minnesota 91, Los Angeles 80

Maya Moore's 20 points led five double-figure scorers and the Lynx never trailed in beating Los Angeles, 91-80, on Tuesday night at Target Center to advance to the Western Conference Finals for a fifth straight season. Minnesota led 18-10 after one quarter by limiting the Sparks to 27 percent shooting, and took its largest lead when Lindsay Whalen capped an 8-0 surge that made it 28-14 with 6:02 to play in the second. Trailing by 13 at intermission, Los Angeles opened the third period with six unanswered points before Whalen ended the comeback. Two Nneka Ogumike free throws in the final seconds narrowed the gap to 63-57 entering the fourth, and Candace Parker brought the Sparks to within one with 8:58 left. Minnesota countered by scoring the game's next nine points, pushing its lead back to 10 on Moore's jumper at the 5:09 mark. Alana Beard sliced the deficit to 84-80 in the final minute, but the Lynx sank seven free throws while L.A. came up empty on its last four possessions. Seimone Augustus added 16 points and Sylvia Fowles contributed 13 for Minnesota, with Candace Parker leading the Sparks with 28 points and 13 rebounds.

Attendance – 9,014 Time – 2:13

| | 1 | 2 | 3 | 4 | Final | High Scorer | High Rebounds | High Assists |
|-------------|----|----|----|----|-------|-------------|---------------|-------------------|
| Los Angeles | 10 | 20 | 27 | 23 | 80 | Parker, 28 | Parker, 13 | Ogumike/Parker, 4 |
| Minnesota | 18 | 25 | 20 | 28 | 91 | Moore, 20 | Moore, 8 | Brunson, 5 |



2015 CONFERENCE SEMI-FINALS VS. LOS ANGELES

First round: Minnesota wins series, 2-1



PLAYER STATISTICS VS. LOS ANGELES: 2-0

| PLAYER | G | GS | MIN | Field Goals | | | 3-Point FG | | | Free Throws | | | Rebounds | | | AST | PF | DQ | STL | TO | BLK | PTS | AVG |
|---------------|----------|----------|------------|-------------|------------|-------------|------------|-----------|-------------|-------------|-----------|-------------|-----------|-----------|------------|-----------|-----------|----------|-----------|-----------|-----------|------------|-------------|
| | | | | FG | FGA | PCT | FG | FGA | PCT | FT | FTA | PCT | OFF | DEF | TOT | | | | | | | | |
| Moore | 3 | 3 | 110 | 28 | 64 | .438 | 8 | 20 | .400 | 16 | 17 | .941 | 5 | 14 | 19 | 6 | 10 | 0 | 9 | 7 | 2 | 80 | 26.7 |
| Augustus | 3 | 3 | 106 | 18 | 46 | .391 | 1 | 7 | .143 | 10 | 13 | .769 | 4 | 10 | 14 | 10 | 6 | 0 | 3 | 5 | 1 | 47 | 15.7 |
| Fowles | 3 | 3 | 89 | 9 | 18 | .500 | 0 | 0 | --- | 10 | 12 | .833 | 6 | 16 | 22 | 6 | 9 | 0 | 4 | 6 | 6 | 28 | 9.3 |
| Whalen | 3 | 3 | 81 | 8 | 20 | .400 | 1 | 4 | .250 | 9 | 9 | 1.000 | 2 | 7 | 9 | 8 | 6 | 0 | 0 | 6 | 0 | 26 | 8.7 |
| Peters | 3 | 0 | 48 | 7 | 14 | .500 | 0 | 0 | --- | 4 | 4 | 1.000 | 5 | 7 | 12 | 2 | 7 | 0 | 3 | 2 | 3 | 18 | 6.0 |
| Brunson | 3 | 3 | 99 | 6 | 12 | .500 | 0 | 0 | --- | 5 | 9 | .556 | 7 | 13 | 20 | 9 | 11 | 0 | 5 | 4 | 0 | 17 | 5.7 |
| Cruz | 3 | 0 | 53 | 6 | 13 | .462 | 1 | 3 | .333 | 0 | 2 | .000 | 1 | 3 | 4 | 8 | 6 | 0 | 3 | 5 | 1 | 13 | 4.3 |
| Jones | 2 | 0 | 8 | 0 | 1 | .000 | 0 | 0 | --- | 0 | 0 | --- | 0 | 1 | 1 | 1 | 0 | 0 | 0 | 1 | 0 | 0 | 0.0 |
| Montgomery | 2 | 0 | 6 | 0 | 1 | .000 | 0 | 1 | .000 | 0 | 0 | --- | 0 | 0 | 0 | 0 | 0 | 0 | 0 | 1 | 0 | 0 | 0.0 |
| LYNX | 3 | - | 600 | 82 | 189 | .434 | 11 | 35 | .314 | 54 | 66 | .818 | 30 | 71 | 101 | 50 | 55 | 0 | 27 | 38 | 13 | 229 | 76.3 |
| SPARKS | 3 | - | 600 | 84 | 188 | .447 | 18 | 45 | .400 | 40 | 54 | .741 | 26 | 68 | 94 | 53 | 56 | 2 | 23 | 42 | 8 | 226 | 75.3 |



2014 PLAYER POSTSEASON STATISTICS

| PLAYER | G | GS | MIN | Field Goals | | | 3-Point FG | | | Free Throws | | | Rebounds | | | | | | | PTS | AVG | | |
|------------------|----------|----------|-------------|-------------|------------|-------------|------------|-----------|-------------|-------------|-----------|-------------|-----------|------------|------------|-----------|-----------|----------|-----------|-----------|-----------|------------|-------------|
| | | | | FG | FGA | PCT | FG | FGA | PCT | FT | FTA | PCT | OFF | DEF | TOT | AST | PF | DQ | STL | | | TO | BLK |
| Whalen | 5 | 5 | 165 | 42 | 80 | .525 | 3 | 7 | .429 | 16 | 23 | .696 | 9 | 21 | 30 | 30 | 13 | 0 | 4 | 11 | 0 | 103 | 20.6 |
| M. Moore | 5 | 5 | 180 | 33 | 75 | .440 | 9 | 27 | .333 | 24 | 24 | 1.000 | 12 | 18 | 30 | 27 | 19 | 0 | 14 | 12 | 8 | 99 | 19.8 |
| Augustus | 5 | 5 | 171 | 35 | 79 | .443 | 3 | 12 | .250 | 20 | 24 | .833 | 6 | 10 | 16 | 12 | 7 | 0 | 5 | 5 | 1 | 93 | 18.6 |
| Brunson | 5 | 5 | 145 | 15 | 36 | .417 | 0 | 1 | .000 | 4 | 4 | 1.000 | 12 | 23 | 35 | 7 | 12 | 0 | 7 | 4 | 3 | 34 | 6.8 |
| McCarville | 5 | 5 | 121 | 13 | 27 | .481 | 1 | 3 | .333 | 2 | 3 | .667 | 6 | 16 | 22 | 9 | 13 | 0 | 0 | 8 | 1 | 29 | 5.8 |
| Wright | 5 | 0 | 77 | 9 | 23 | .391 | 2 | 5 | .400 | 3 | 3 | 1.000 | 1 | 5 | 6 | 6 | 12 | 0 | 3 | 5 | 1 | 23 | 4.6 |
| White | 5 | 0 | 52 | 6 | 18 | .333 | 2 | 5 | .400 | 2 | 4 | .500 | 2 | 4 | 6 | 2 | 6 | 0 | 5 | 1 | 0 | 16 | 3.2 |
| Peters | 5 | 0 | 57 | 5 | 11 | .455 | 0 | 0 | --- | 0 | 0 | --- | 5 | 6 | 11 | 1 | 6 | 0 | 3 | 6 | 1 | 10 | 2.0 |
| McKenith | 2 | 0 | 2 | 0 | 1 | .000 | 0 | 1 | .000 | 2 | 2 | 1.000 | 0 | 0 | 0 | 1 | 0 | 0 | 0 | 0 | 0 | 2 | 1.0 |
| A. Taylor | 2 | 0 | 2 | 1 | 1 | 1.000 | 0 | 0 | --- | 0 | 0 | --- | 0 | 0 | 0 | 0 | 0 | 0 | 0 | 0 | 0 | 2 | 1.0 |
| Dantas | 3 | 0 | 25 | 1 | 2 | .500 | 0 | 0 | --- | 0 | 0 | --- | 0 | 2 | 2 | 1 | 3 | 0 | 0 | 1 | 0 | 2 | 0.7 |
| Liston | 2 | 0 | 2 | 0 | 0 | --- | 0 | 0 | --- | 0 | 0 | --- | 0 | 0 | 0 | 0 | 0 | 0 | 0 | 0 | 0 | 0 | 0.0 |
| TEAM | 5 | - | 1000 | 160 | 353 | .453 | 20 | 61 | .328 | 73 | 87 | .839 | 53 | 105 | 158 | 96 | 91 | 0 | 41 | 56 | 15 | 413 | 82.6 |
| OPPONENTS | 5 | - | 1000 | 160 | 322 | .497 | 29 | 80 | .363 | 82 | 98 | .837 | 39 | 129 | 168 | 91 | 87 | 1 | 32 | 71 | 23 | 431 | 86.2 |

| PLAYER | Single-Game Highs | | | | | | | Average Per Game | | | | | | | Career Highs (C=Set, T=Tied This Season) | | | | | | |
|------------------|-------------------|-----------|-----------|-----------|-----------|----------|-----------|------------------|-------------|-------------|-------------|-------------|-------------|-------------|--|-----------|-----------|-----------|------------|------------|------------|
| | MIN | REB | AST | ST | TO | BL | PTS | MIN | REB | AST | STL | TO | BLK | PTS | FG | FGA | FT | FTA | REB | AST | PTS |
| Whalen | 35 | 8 | 11 | 2 | 5 | 0 | 31 | 33.0 | 6.0 | 6.0 | 0.80 | 2.2 | 0.00 | 20.6 | 11C | 23C | 15 | 17 | 10 | 11C | 31C |
| M. Moore | 40 | 9 | 10 | 4 | 4 | 4 | 32 | 36.0 | 6.0 | 5.4 | 2.80 | 2.4 | 1.60 | 19.8 | 12 | 22 | 9 | 10 | 10 | 10C | 32C |
| Augustus | 37 | 7 | 5 | 2 | 2 | 1 | 23 | 34.2 | 3.2 | 2.4 | 1.00 | 1.0 | 0.20 | 18.6 | 11 | 23 | 13 | 16 | 8 | 7 | 36 |
| Brunson | 35 | 10 | 3 | 3 | 2 | 1 | 12 | 29.0 | 7.0 | 1.4 | 1.40 | 0.8 | 0.60 | 6.8 | 10 | 15 | 7 | 8 | 16 | 4 | 26 |
| McCarville | 8 | 7 | 4 | 0 | 3 | 1 | 11 | 24.2 | 4.4 | 1.8 | 0.00 | 1.6 | 0.20 | 5.8 | 8 | 16 | 7 | 8 | 11 | 7 | 21 |
| Wright | 19 | 3 | 4 | 1 | 2 | 1 | 8 | 15.4 | 1.2 | 1.2 | 0.60 | 1.0 | 0.20 | 4.6 | 9 | 14 | 5 | 6 | 5 | 4T | 20 |
| White | 17 | 3 | 1 | 3 | 1 | 0 | 5 | 10.4 | 1.2 | 0.4 | 1.00 | 0.2 | 0.00 | 3.2 | 4 | 12 | 4 | 4 | 4 | 4 | 13 |
| Peters | 16 | 4 | 1 | 1 | 3 | 1 | 6 | 11.4 | 2.2 | 0.2 | 0.60 | 1.2 | 0.20 | 2.0 | 4 | 6 | 2 | 3 | 7 | 3 | 8 |
| McKenith | 2 | 0 | 1 | 0 | 0 | 0 | 2 | 1.2 | 0.0 | 0.5 | 0.00 | 0.0 | 0.00 | 1.0 | 0T | 4 | 2T | 2T | 3 | 3 | 2T |
| A. Taylor | 2 | 0 | 0 | 0 | 0 | 0 | 2 | 1.2 | 0.0 | 0.0 | 0.00 | 0.0 | 0.00 | 1.0 | 1C | 1C | 0C | 0C | 0C | 0C | 2C |
| Dantas | 10 | 1 | 1 | 0 | 1 | 0 | 2 | 8.4 | 0.7 | 0.3 | 0.00 | 0.3 | 0.00 | 0.7 | 1C | 2C | 0C | 0C | 1C | 1C | 2C |
| Liston | 2 | 0 | 0 | 0 | 0 | 0 | 0 | 1.2 | 0.0 | 0.0 | 0.00 | 0.0 | 0.00 | 0.0 | 0C | 0C | 0C | 0C | 0C | 0C | C |
| TEAM | 200 | 32 | 27 | 11 | 15 | 5 | 94 | 200.0 | 31.6 | 19.2 | 8.20 | 11.2 | 3.00 | 82.6 | 40 | 82 | 38 | 46 | 45 | 27C | 103 |
| OPPONENTS | 200 | 45 | 21 | 11 | 16 | 7 | 96 | 200.0 | 33.6 | 18.2 | 6.40 | 14.2 | 4.60 | 86.2 | 37C | 78 | 29 | 32 | 45C | 25 | 96C |



2014 CONFERENCE FINALS VS. PHOENIX

Second round: Phoenix wins series, 2-1



GAME ONE at US Airways Center - Friday, August 29

Minnesota 71, Phoenix 85

Brittney Griner tallied 23 points and 11 rebounds, Penny Taylor chipped in 16 points, 13 rebounds and seven assists and Phoenix never trailed in cruising to an 85-71 victory over the Lynx on Friday night at US Airways Center. The Mercury scored the game's first nine points before Seimone Augustus pulled Minnesota even at 12-12. Clinging to a four-point lead midway through the second period, DeWana Bonner's 3-pointer ignited an 11-2 burst that carried Phoenix to a 42-31 halftime advantage. The Mercury then broke the game open by reeling off 14 unanswered points (including eight by Taylor) midway through the third period and grabbed their largest lead of the night when Diana Taurasi made it 66-41 with 1:46 left in the quarter. Lindsay Whalen netted 13 points during a Minnesota rally -- capped by a steal and layup at the 5:15 mark of the final stanza -- that whittled the deficit to 75-64. However, the Lynx could get no closer than 10 down the stretch en route to their first-ever loss in a Western Conference Finals series. Whalen finished with 25 points while Augustus and Rebekkah Brunson added 12 apiece for Minnesota.

Attendance – 10,376 Time – 1:50

| | 1 | 2 | 3 | 4 | Final | High Scorer | High Rebounds | High Assists |
|-----------|----|----|----|----|-------|-------------|---------------|------------------|
| Minnesota | 20 | 11 | 16 | 24 | 71 | Whalen, 25 | Brunson, 8 | Brunson/Moore, 3 |
| Phoenix | 23 | 19 | 25 | 18 | 85 | Griner, 23 | Taylor, 13 | Taylor, 7 |

GAME TWO at Target Center - Sunday, August 31

Minnesota 82, Phoenix 77

Maya Moore scored 13 of her 32 points in the fourth quarter and Seimone Augustus hit the go-ahead jumper with 23.3 seconds left as the Lynx rallied for an 82-77 victory over Phoenix on Sunday afternoon at Target Center. The Mercury led 22-9 after one quarter before Lindsay Whalen brought Minnesota to within four early in the second. However, Diana Taurasi sank a pair of 3-pointers during a 10-2 burst that helped Phoenix rebuild the margin to 44-36 by halftime. Treys from Augustus and Moore opened the Lynx' third-quarter scoring and another long-range strike by Moore narrowed the deficit to 56-54 at the 2:21 mark. Up six entering the fourth, the Mercury bumped that to 65-56 on Erin Phillips' 3-pointer, but Minnesota responded by scoring the next 13 points -- highlighted by three treys from Moore -- to pull ahead 69-65. Phoenix tied it at 75-75 on Candice Dupree's layup with 55.1 seconds left, setting the stage for Augustus' tie-breaking three-point play, and the Lynx sealed the win with free throws from Moore and Rebekkah Brunson. Augustus finished with 23 points for Minnesota while Taurasi's 23 points led the Mercury.

Attendance – 10,513 Time – 2:09

| | 1 | 2 | 3 | 4 | Final | High Scorer | High Rebounds | High Assists |
|-----------|----|----|----|----|-------|-------------|---------------|--------------|
| Phoenix | 22 | 22 | 18 | 15 | 77 | Taurasi, 23 | Dupree, 9 | Taurasi, 5 |
| Minnesota | 9 | 27 | 20 | 26 | 82 | Moore, 32 | Brunson, 10 | Whalen, 7 |

GAME THREE at US Airways Center - Tuesday, September 2

Minnesota 78, Phoenix, 96

Diana Taurasi poured in 31 points, including a key 50-footer to end the third quarter, and Phoenix pulled away for a series-clinching 96-78 victory over the Lynx on Sept. 2 at US Airways Center. The Mercury shot 65 percent in the opening period to grab a 28-21 lead, but Minnesota rallied to within one midway through the second on Monica Wright's three-point play. Taurasi and Brittney Griner combined to score Phoenix' final 15 points of the half as the margin climbed to 50-42. Seimone Augustus led a third-quarter rally with 13 points and Maya Moore's basket at the 1:25 mark drew the Lynx even at 67-67. However, Taurasi responded with a jumper on the next possession before connecting from beyond halfcourt at the buzzer, triggering an 18-0 deluge that saw Minnesota held scoreless for seven minutes. Taurasi had the first 13 of those points and Griner added five more before Lindsay Whalen ended the drought at the 4:23 mark, and the margin reached 22 in the closing moments. Griner finished with 22 points for the Mercury, while Augustus led Minnesota with 21 points and Whalen collected 20 points, eight rebounds and six assists.

Attendance – 9,749 Time – 1:51

| | 1 | 2 | 3 | 4 | Final | High Scorer | High Rebounds | High Assists |
|-----------|----|----|----|----|-------|--------------|-------------------|--------------|
| Minnesota | 21 | 21 | 25 | 11 | 78 | Augustus, 21 | Brunson/Whalen, 8 | Whalen, 6 |
| Phoenix | 28 | 22 | 22 | 24 | 96 | Taurasi, 31 | Bonner, 7 | Taurasi, 7 |



2014 CONFERENCE FINALS VS. PHOENIX

Second round: Phoenix wins series, 2-1



PLAYER STATISTICS VS. PHOENIX: 2-1

| PLAYER | G | GS | MIN | Field Goals | | | 3-Point FG | | | Free Throws | | | Rebounds | | DEF | TOT | AST | PF | DQ | STL | TO | BLK | PTS | AVG |
|----------------|----------|----------|------------|-------------|------------|-------------|------------|-----------|-------------|-------------|-----------|-------------|-----------|-----------|------------|-----------|-----------|----------|-----------|-----------|-----------|------------|-------------|-----|
| | | | | FG | FGA | PCT | FG | FGA | PCT | FT | FTA | PCT | OFF | | | | | | | | | | | |
| Whalen | 3 | 3 | 103 | 27 | 53 | .509 | 3 | 7 | .429 | 5 | 10 | .500 | 6 | 10 | 16 | 15 | 8 | 0 | 2 | 6 | 0 | 62 | 20.7 | |
| M. Moore | 3 | 3 | 105 | 19 | 44 | .432 | 6 | 18 | .333 | 13 | 13 | 1.000 | 6 | 10 | 16 | 10 | 14 | 0 | 9 | 11 | 2 | 57 | 19.0 | |
| Augustus | 3 | 3 | 106 | 19 | 49 | .388 | 3 | 10 | .300 | 15 | 19 | .789 | 2 | 8 | 10 | 7 | 2 | 0 | 3 | 2 | 0 | 56 | 18.7 | |
| Brunson | 3 | 3 | 91 | 8 | 21 | .381 | 0 | 1 | .000 | 4 | 4 | 1.000 | 10 | 16 | 26 | 5 | 6 | 0 | 4 | 2 | 2 | 20 | 6.7 | |
| Wright | 3 | 0 | 47 | 4 | 15 | .267 | 2 | 5 | .400 | 3 | 3 | 1.000 | 0 | 3 | 3 | 2 | 9 | 0 | 1 | 3 | 1 | 13 | 4.3 | |
| White | 3 | 0 | 22 | 3 | 9 | .333 | 1 | 3 | .333 | 2 | 2 | 1.000 | 0 | 3 | 3 | 1 | 5 | 0 | 1 | 1 | 0 | 9 | 3.0 | |
| McCarville | 3 | 3 | 66 | 4 | 13 | .308 | 0 | 1 | .000 | 0 | 0 | --- | 3 | 9 | 12 | 4 | 7 | 0 | 0 | 3 | 1 | 8 | 2.7 | |
| McKenith | 2 | 0 | 2 | 0 | 1 | .000 | 0 | 1 | .000 | 2 | 2 | 1.000 | 0 | 0 | 0 | 1 | 0 | 0 | 0 | 0 | 0 | 2 | 1.0 | |
| A. Taylor | 2 | 0 | 2 | 1 | 1 | 1.000 | 0 | 0 | --- | 0 | 0 | --- | 0 | 0 | 0 | 0 | 0 | 0 | 0 | 0 | 0 | 2 | 1.0 | |
| Dantas | 3 | 0 | 25 | 1 | 2 | .500 | 0 | 0 | --- | 0 | 0 | --- | 0 | 2 | 2 | 1 | 3 | 0 | 0 | 1 | 0 | 2 | 0.7 | |
| Liston | 2 | 0 | 2 | 0 | 0 | --- | 0 | 0 | --- | 0 | 0 | --- | 0 | 0 | 0 | 0 | 0 | 0 | 0 | 0 | 0 | 0 | 0.0 | |
| Peters | 3 | 0 | 26 | 0 | 3 | .000 | 0 | 0 | --- | 0 | 0 | --- | 4 | 3 | 7 | 0 | 2 | 0 | 2 | 4 | 1 | 0 | 0.0 | |
| LYNX | 3 | - | 600 | 86 | 211 | .408 | 15 | 46 | .326 | 44 | 53 | .830 | 31 | 64 | 95 | 46 | 56 | 0 | 22 | 35 | 7 | 231 | 77.0 | |
| MERCURY | 3 | - | 600 | 95 | 189 | .503 | 14 | 48 | .292 | 5 | 4 | .871 | 21 | 87 | 108 | 56 | 52 | 0 | 22 | 43 | 16 | 258 | 86.0 | |



2014 CONFERENCE SEMI-FINALS VS. SAN ANTONIO

First round: Minnesota wins series, 2-0



GAME ONE at Target Center - Thursday, August 21

Minnesota 88, San Antonio 84

Maya Moore scored 26 points and Seimone Augustus sank three jumpers down the stretch as the Lynx held off San Antonio, 88-84, on Thursday night at Target Center. Moore's alley-oop layup from Lindsay Whalen capped a 10-2 burst that helped Minnesota open a 24-16 lead after one quarter. Danielle Adams rallied the Stars to within two midway through the second before Rebekkah Brunson ignited a run of 11 unanswered points as the Lynx rebuilt the margin to 40-30 by halftime. A Kayla McBride 3-pointer brought San Antonio to within seven late in the third period, but Tan White's trey in the closing seconds pushed it back to 12 entering the fourth and Whalen gave the Lynx their largest lead of the night at 70-55 with 9:01 to play. However, the Stars outscored Minnesota 18-2 over the next five minutes, edging ahead 73-72 on a three-point play by Becky Hammon at the 4:12 mark. Moore reclaimed the lead 17seconds later and the Lynx went on to score on their final eight possessions to hang on for the victory. Whalen added 10 points and 11 assists for Minnesota while McBride's 20 points led the Stars and Hammon chipped in 17.

Attendance – 8,523 Time – 2:02

| | 1 | 2 | 3 | 4 | Final | High Scorer | High Rebounds | High Assists |
|-------------|----|----|----|----|-------|-------------|-------------------|--------------|
| San Antonio | 16 | 14 | 23 | 31 | 84 | McBride, 20 | Adams, 10 | Robinson, 6 |
| Minnesota | 24 | 16 | 25 | 23 | 88 | Moore, 26 | Brunson/Whalen, 7 | Whalen, 11 |

GAME TWO at AT&T Center - Saturday, Aug. 23

Minnesota 94, San Antonio 89

Lindsay Whalen scored a playoff career-high 31 points as the Lynx spotted San Antonio an 18-point lead before rallying for a 94-89 victory on Saturday night at the AT&T Center. Danielle Robinson's layup capped a 22-4 start for the Stars, who remained in front by 16 in the second period following a Jia Perkins 3-pointer. However, three straight Whalen layups ignited a 14-2 comeback and Minnesota trailed by just 44-40 at halftime. The Lynx edged in front briefly on Maya Moore's trey early in the third, and after another long-range strike by Perkins rebuilt San Antonio's lead to 59-53, Minnesota reeled off 12 unanswered points and carried a 67-64 lead into the fourth period. Moore's three-point play then topped off an 8-0 burst that gave the Lynx their largest advantage of the night at 79-68 with 6:43 remaining. San Antonio could get no closer than seven until the game's final second as the Lynx completed the sweep of their best-of-three series. Seimone Augustus added 21 points and Moore contributed 16 points, eight rebounds, 10 assists and four blocks for Minnesota. Kayla McBride's 25 points led the Stars while Danielle Adams tallied 23.

Attendance – 7,085 Time – 2:07

| | 1 | 2 | 3 | 4 | Final | High Scorer | High Rebounds | High Assists |
|-------------|----|----|----|----|-------|-------------|---------------|--------------|
| Minnesota | 12 | 28 | 27 | 27 | 94 | Whalen, 31 | Moore, 8 | Moore, 10 |
| San Antonio | 28 | 16 | 20 | 25 | 89 | McBride, 25 | Appel, 8 | Robinson, 6 |

PLAYER STATISTICS VS. SAN ANTONIO: 2-0

| PLAYER | G | GS | MIN | Field Goals | | | 3-Point FG | | | Free Throws | | | Rebounds | | DEF | TOT | AST | PF | DQ | STL | TO | BLK | PTS | AVG |
|--------------|----------|----------|------------|-------------|------------|-------------|------------|-----------|-------------|-------------|-----------|-------------|-----------|-----------|-----------|-----------|-----------|----------|-----------|-----------|----------|------------|-------------|-----|
| | | | | FG | FGA | PCT | FG | FGA | PCT | FT | FTA | PCT | OFF | | | | | | | | | | | |
| M. Moore | 2 | 2 | 74 | 14 | 31 | .452 | 3 | 9 | .333 | 11 | 11 | 1.000 | 6 | 8 | 14 | 17 | 5 | 0 | 5 | 1 | 6 | 42 | 21.0 | |
| Whalen | 2 | 2 | 62 | 15 | 27 | .556 | 0 | 0 | --- | 11 | 13 | .846 | 3 | 11 | 14 | 15 | 5 | 0 | 2 | 5 | 0 | 41 | 20.5 | |
| Augustus | 2 | 2 | 65 | 16 | 30 | .533 | 0 | 2 | .000 | 5 | 5 | 1.000 | 4 | 2 | 6 | 5 | 5 | 0 | 2 | 3 | 1 | 37 | 18.5 | |
| McCarville | 2 | 2 | 55 | 9 | 14 | .643 | 1 | 2 | .500 | 2 | 3 | .667 | 3 | 7 | 10 | 5 | 6 | 0 | 0 | 5 | 0 | 21 | 10.5 | |
| Brunson | 2 | 2 | 54 | 7 | 15 | .467 | 0 | 0 | --- | 0 | 0 | --- | 2 | 7 | 9 | 2 | 6 | 0 | 3 | 2 | 1 | 14 | 7.0 | |
| Peters | 2 | 0 | 31 | 5 | 8 | .625 | 0 | 0 | --- | 0 | 0 | --- | 1 | 3 | 4 | 1 | 4 | 0 | 1 | 2 | 0 | 10 | 5.0 | |
| Wright | 2 | 0 | 30 | 5 | 8 | .625 | 0 | 0 | --- | 0 | 0 | --- | 1 | 2 | 3 | 4 | 3 | 0 | 2 | 2 | 0 | 10 | 5.0 | |
| White | 2 | 0 | 30 | 3 | 9 | .333 | 1 | 2 | .500 | 0 | 2 | .000 | 2 | 1 | 3 | 1 | 1 | 0 | 4 | 0 | 0 | 7 | 3.5 | |
| LYNX | 2 | - | 400 | 74 | 142 | .521 | 5 | 15 | .333 | 29 | 34 | .853 | 22 | 41 | 63 | 50 | 35 | 0 | 19 | 21 | 8 | 182 | 91.0 | |
| STARS | 2 | - | 400 | 65 | 133 | .489 | 15 | 32 | .469 | 28 | 36 | .778 | 18 | 42 | 60 | 35 | 35 | 1 | 10 | 28 | 7 | 173 | 86.5 | |



2013 PLAYER POSTSEASON STATISTICS

| PLAYER | G | GS | MIN | Field Goals | | | 3-Point FG | | | Free Throws | | | Rebounds | | | | | | PTS | AVG | | | |
|------------------|----------|----------|-------------|-------------|------------|-------------|------------|------------|-------------|-------------|------------|-------------|-----------|------------|------------|------------|------------|----------|-----------|------------|-----------|------------|-------------|
| | | | | FG | FGA | PCT | FG | FGA | PCT | FT | FTA | PCT | OFF | DEF | TOT | AST | PF | DQ | | | STL | TO | BLK |
| M.Moore | 7 | 7 | 229 | 52 | 97 | .536 | 12 | 29 | .414 | 30 | 34 | .882 | 13 | 24 | 37 | 20 | 17 | 0 | 11 | 10 | 3 | 146 | 20.9 |
| Augustus | 7 | 7 | 224 | 53 | 98 | .541 | 3 | 9 | .333 | 13 | 19 | .684 | 1 | 26 | 27 | 10 | 7 | 0 | 8 | 12 | 5 | 122 | 17.4 |
| Brunson | 7 | 7 | 228 | 28 | 55 | .509 | 0 | 0 | --- | 18 | 26 | .692 | 21 | 50 | 71 | 16 | 15 | 0 | 5 | 12 | 6 | 74 | 10.6 |
| Whalen | 7 | 7 | 205 | 25 | 61 | .410 | 0 | 1 | .000 | 18 | 28 | .643 | 5 | 27 | 32 | 32 | 12 | 0 | 7 | 16 | 0 | 68 | 9.7 |
| Wright | 7 | 0 | 148 | 25 | 52 | .481 | 2 | 9 | .222 | 12 | 18 | .667 | 4 | 14 | 18 | 10 | 15 | 0 | 6 | 11 | 1 | 64 | 9.1 |
| McCarville | 7 | 7 | 172 | 17 | 35 | .486 | 1 | 2 | .500 | 5 | 8 | .625 | 9 | 28 | 37 | 25 | 17 | 0 | 8 | 20 | 8 | 40 | 5.7 |
| Peters | 7 | 0 | 115 | 13 | 24 | .542 | 0 | 0 | --- | 1 | 2 | .500 | 7 | 17 | 24 | 7 | 17 | 0 | 8 | 7 | 8 | 27 | 3.9 |
| Harris | 5 | 0 | 15 | 2 | 6 | .333 | 0 | 0 | --- | 0 | 0 | --- | 0 | 4 | 4 | 0 | 1 | 0 | 0 | 2 | 1 | 4 | 0.8 |
| Jarry | 5 | 0 | 16 | 0 | 4 | .000 | 0 | 0 | --- | 3 | 4 | .750 | 1 | 3 | 4 | 0 | 1 | 0 | 1 | 4 | 0 | 3 | 0.6 |
| Rodgers | 5 | 0 | 11 | 1 | 4 | .250 | 0 | 1 | .000 | 1 | 2 | .500 | 1 | 0 | 1 | 0 | 3 | 0 | 0 | 0 | 0 | 3 | 0.6 |
| L.Moore | 6 | 0 | 37 | 1 | 6 | .167 | 0 | 2 | .000 | 0 | 0 | --- | 0 | 2 | 2 | 7 | 4 | 0 | 2 | 4 | 1 | 2 | 0.3 |
| TEAM | 7 | - | 1400 | 217 | 442 | .491 | 18 | 53 | .340 | 101 | 141 | .716 | 62 | 195 | 257 | 127 | 109 | 0 | 56 | 101 | 33 | 553 | 79.0 |
| OPPONENTS | 7 | - | 1400 | 174 | 463 | .376 | 24 | 111 | .216 | 73 | 102 | .716 | 57 | 160 | 217 | 90 | 132 | 2 | 58 | 107 | 18 | 445 | 63.6 |

| PLAYER | Single-Game Highs | | | | | | | Average Per Game | | | | | | | Career Highs (C=Set, T=Tied This Season) | | | | | | |
|------------------|-------------------|-----------|-----------|-----------|-----------|----------|-----------|------------------|-------------|-------------|-------------|-------------|-------------|-------------|--|-----------|-----------|-----------|------------|------------|------------|
| | MIN | REB | AST | ST | TO | BL | PTS | MIN | REB | AST | STL | TO | BLK | PTS | FG | FGA | FT | FTA | REB | AST | PTS |
| M.Moore | 37 | 8 | 6 | 3 | 3 | 1 | 27 | 32.7 | 5.3 | 2.9 | 1.57 | 1.4 | 0.43 | 20.9 | 12C | 22C | 9C | 10C | 10 | 6C | 27C |
| Augustus | 37 | 5 | 3 | 2 | 3 | 1 | 22 | 32.0 | 3.9 | 1.4 | 1.14 | 1.7 | 0.71 | 17.4 | 11 | 23 | 13 | 16 | 8 | 7 | 36 |
| Brunson | 37 | 14 | 4 | 3 | 7 | 2 | 18 | 32.5 | 10.1 | 2.3 | 0.71 | 1.7 | 0.86 | 10.6 | 10 | 15 | 7 | 8 | 16 | 4C | 26 |
| Whalen | 33 | 6 | 7 | 2 | 7 | 0 | 20 | 29.3 | 4.6 | 4.6 | 1.00 | 2.3 | 0.00 | 9.7 | 10C | 20 | 15 | 17 | 10 | 10 | 27 |
| Wright | 26 | 5 | 4 | 3 | 2 | 1 | 20 | 21.1 | 2.6 | 1.4 | 0.86 | 1.6 | 0.14 | 9.1 | 9C | 14C | 5 | 6 | 5C | 4C | 20C |
| McCarville | 27 | 8 | 5 | 2 | 8 | 3 | 11 | 24.5 | 5.3 | 3.6 | 1.14 | 2.9 | 1.14 | 5.7 | 8 | 16 | 7 | 8 | 11 | 7 | 21 |
| Peters | 25 | 7 | 3 | 4 | 2 | 2 | 8 | 16.5 | 3.4 | 1.0 | 1.14 | 1.0 | 1.14 | 3.9 | 4C | 6C | 2 | 3 | 7C | 3C | 8C |
| Harris | 5 | 2 | 0 | 0 | 1 | 1 | 2 | 3.0 | 0.8 | 0.0 | 0.00 | 0.4 | 0.20 | 0.8 | 4 | 6 | 1 | 2 | 4 | 1 | 9 |
| Jarry | 6 | 2 | 0 | 1 | 2 | 0 | 2 | 3.3 | 0.8 | 0.0 | 0.20 | 0.8 | 0.00 | 0.6 | 0C | 2C | 2C | 2C | 2C | 0C | 2C |
| Rodgers | 4 | 1 | 0 | 0 | 0 | 0 | 2 | 2.3 | 0.2 | 0.0 | 0.00 | 0.0 | 0.00 | 0.6 | 1C | 2C | 1C | 2C | 1C | 0C | 2C |
| L.Moore | 11 | 2 | 2 | 1 | 2 | 1 | 2 | 6.2 | 0.3 | 1.2 | 0.33 | 0.7 | 0.17 | 0.3 | 1C | 2C | 0C | 0C | 2C | 2C | 2C |
| TEAM | 200 | 44 | 23 | 11 | 20 | 8 | 88 | 200.0 | 36.7 | 18.1 | 8.00 | 14.4 | 4.71 | 79.0 | 40 | 82 | 38 | 46 | 45 | 23C | 103 |
| OPPONENTS | 200 | 43 | 18 | 12 | 19 | 5 | 77 | 200.0 | 31.0 | 12.9 | 8.29 | 15.3 | 2.57 | 63.6 | 35 | 78 | 29 | 32 | 43T | 25 | 95 |



2013 WNBA FINALS VS. ATLANTA

Third round: Minnesota wins series, 3-0



GAME ONE at Target Center - Sunday, October 6

Minnesota 84, Atlanta 59

Maya Moore scored 23 points and Monica Wright added 20 off the bench as the Lynx opened the WNBA Finals with an 84-59 victory over Atlanta on Sunday night at Target Center. Minnesota never trailed, with Moore sinking a pair of 3-pointers to help build a 24-16 lead after one quarter. The Dream closed to within 29-23 on Aneika Henry's layup with 6:06 left in the second period, but the Lynx responded by scoring the game's next 15 points. Alex Bentley finally ended Atlanta's five-minute drought with a jumper in the closing moments, narrowing the halftime deficit to 44-25. Nine third-quarter points from Angel McCoughtry kept the Dream within reach before Minnesota finished the period with eight unanswered points -- highlighted by Wright's three-point play and a last-second trey from Seimone Augustus -- to stretch the margin to 68-43. The Lynx took their biggest lead of the night when Wright made it 78-47 with 5:14 remaining, and went on to register the third-largest winning margin in WNBA Finals history. Augustus contributed 19 points for Minnesota, while McCoughtry led the Dream with 17 points and Henry finished with 14 points and 14 rebounds.

Attendance – 13,804 Time – 1:53

| | 1 | 2 | 3 | 4 | Final | High Scorer | High Rebounds | High Assists |
|-----------|----|----|----|----|-------|----------------|---------------|---------------|
| Atlanta | 16 | 9 | 18 | 16 | 59 | McCoughtry, 17 | Henry, 14 | Herrington, 3 |
| Minnesota | 24 | 20 | 24 | 16 | 84 | M.Moore, 23 | Brunson, 8 | Whalen, 5 |

GAME TWO at Target Center - Tuesday, October 8

Minnesota 88, Atlanta 63

Seimone Augustus' 20 points led five double-figure scorers and the Lynx set a WNBA Finals record by shooting 57 percent from the floor en route to an 88-63 victory over Atlanta on Tuesday night at Target Center. The Dream scored the game's first four points before Augustus sparked an 8-0 burst that put Minnesota in front to stay. The lead grew to 27-16 by quarter's end behind nine points from Lindsay Whalen, and Augustus made it 35-20 midway through the second period. Angel McCoughtry and Aneika Henry tallied seven in a row to get Atlanta within eight, but Janel McCarville beat the buzzer to rebuild the Lynx' advantage to 51-36 at halftime. Tiffany Hayes narrowed the gap to 10 with 4:13 left in the third before Minnesota countered with eight answered points and took a 68-52 lead into the fourth quarter. After baskets by Érika de Souza and McCoughtry pulled Atlanta to within 12 at the 7:10 mark, the Lynx put the game away with a 13-1 barrage. Whalen and Maya Moore had 14 points each for Minnesota while Rebekkah Brunson contributed 12 points and 10 rebounds. McCoughtry led the Dream with 15 points and Jasmine Thomas chipped in 11.

Attendance – 12,313 Time – 2:05

| | 1 | 2 | 3 | 4 | Final | High Scorer | High Rebounds | High Assists |
|-----------|----|----|----|----|-------|----------------|---------------|---------------|
| Atlanta | 16 | 20 | 16 | 11 | 63 | McCoughtry, 15 | de Souza, 8 | McCoughtry, 4 |
| Minnesota | 27 | 24 | 17 | 20 | 88 | Augustus, 20 | Brunson, 10 | Whalen, 5 |

GAME THREE at Gwinnett Center - Thursday, October 10

Minnesota 86, Atlanta 77

Maya Moore scored 23 points and Rebekkah Brunson added 15 points and 12 rebounds as the Lynx completed a sweep of Atlanta, 86-77, on Oct. 10 at Gwinnett Arena to claim their second WNBA championship in three years. Minnesota never trailed, tallying the game's first six points and leading 25-17 after one quarter. However, the Dream narrowed the deficit to 34-32 on Angel McCoughtry's trey and remained within 40-37 at halftime following a three-point play by Alex Bentley in the closing seconds. Monica Wright capped a 9-0 blitz midway through the third period that gave the Lynx their biggest lead of the night at 60-44, but Atlanta whittled that to 10 by quarter's end and pulled to within 70-63 on a Bentley jumper with 7:07 remaining. Minnesota countered with a pair of Seimone Augustus jumpers and two layups from Wright to reestablish a 12-point cushion, and Moore's jumper at the 1:38 mark put the game out of reach at 84-73. Lindsay Whalen finished with 15 points and five assists for Minnesota. Tiffany Hayes led the Dream with 20 points, while Bentley netted 18 points and six assists, and Érika de Souza registered 12 points and 10 rebounds.

Attendance – 5,040 Time – 2:11

| | 1 | 2 | 3 | 4 | Final | High Scorer | High Rebounds | High Assists |
|-----------|----|----|----|----|-------|-------------|---------------|--------------|
| Minnesota | 25 | 15 | 26 | 20 | 86 | M.Moore, 23 | Brunson, 12 | Whalen, 6 |
| Atlanta | 17 | 20 | 19 | 21 | 77 | Hayes, 20 | de Souza, 6 | Bentley, 6 |



2013 WNBA FINALS VS. ATLANTA



PLAYER STATISTICS VS. ATLANTA: 3-0

| PLAYER | G | GS | MIN | Field Goals | | | 3-Point FG | | | Free Throws | | | Rebounds | | DEF | TOT | AST | PF | DQ | STL | TO | BLK | PTS | AVG |
|--------------|----------|----------|------------|-------------|------------|-------------|------------|-----------|-------------|-------------|-----------|-------------|-----------|-----------|------------|-----------|-----------|----------|-----------|-----------|-----------|------------|-------------|-----|
| | | | | FG | FGA | PCT | FG | FGA | PCT | FT | FTA | PCT | OFF | | | | | | | | | | | |
| M.Moore | 3 | 3 | 93 | 19 | 34 | .559 | 5 | 9 | .559 | 17 | 20 | .850 | 4 | 14 | 18 | 8 | 7 | 0 | 2 | 4 | 1 | 60 | 20.0 | |
| Augustus | 3 | 3 | 93 | 24 | 41 | .585 | 1 | 3 | .333 | 4 | 5 | .800 | 1 | 11 | 12 | 7 | 3 | 0 | 4 | 7 | 2 | 53 | 17.7 | |
| Wright | 3 | 0 | 71 | 15 | 27 | .556 | 0 | 3 | .000 | 5 | 6 | .833 | 1 | 8 | 9 | 8 | 6 | 0 | 5 | 4 | 1 | 35 | 11.7 | |
| Whalen | 3 | 3 | 85 | 8 | 17 | .471 | 0 | 0 | --- | 16 | 23 | .696 | 1 | 12 | 13 | 15 | 4 | 0 | 2 | 10 | 0 | 32 | 10.7 | |
| Brunson | 3 | 3 | 95 | 13 | 28 | .464 | 0 | 0 | --- | 5 | 7 | .714 | 11 | 19 | 30 | 8 | 9 | 0 | 1 | 3 | 4 | 31 | 10.3 | |
| McCarville | 3 | 3 | 75 | 13 | 21 | .619 | 1 | 2 | .500 | 1 | 2 | .500 | 3 | 13 | 16 | 12 | 6 | 0 | 4 | 15 | 2 | 28 | 9.3 | |
| Peters | 3 | 0 | 51 | 5 | 8 | .625 | 0 | 0 | --- | 1 | 2 | .500 | 5 | 7 | 12 | 4 | 11 | 0 | 5 | 4 | 4 | 11 | 3.7 | |
| Harris | 3 | 0 | 8 | 1 | 5 | .200 | 0 | 0 | --- | 0 | 0 | --- | 0 | 3 | 3 | 0 | 1 | 0 | 0 | 1 | 1 | 2 | 0.7 | |
| Jarry | 3 | 0 | 8 | 0 | 1 | .000 | 0 | 0 | --- | 2 | 2 | 1.000 | 0 | 3 | 3 | 0 | 1 | 0 | 1 | 2 | 0 | 2 | 0.7 | |
| L.Moore | 3 | 0 | 12 | 1 | 3 | .333 | 0 | 0 | --- | 0 | 0 | --- | 0 | 0 | 0 | 3 | 0 | 0 | 0 | 1 | 0 | 2 | 0.7 | |
| Rodgers | 3 | 0 | 7 | 1 | 3 | .333 | 0 | 0 | --- | 0 | 0 | --- | 0 | 0 | 0 | 0 | 2 | 0 | 0 | 0 | 0 | 2 | 0.7 | |
| LYNX | 3 | - | 600 | 100 | 188 | .532 | 7 | 17 | .412 | 51 | 67 | .761 | 26 | 90 | 116 | 65 | 50 | 0 | 24 | 52 | 15 | 258 | 86.0 | |
| DREAM | 3 | - | 600 | 77 | 214 | .360 | 12 | 42 | .286 | 33 | 51 | .647 | 28 | 58 | 86 | 39 | 59 | 1 | 30 | 44 | 8 | 199 | 66.3 | |



2013 CONFERENCE FINALS VS. PHOENIX

Second round: Minnesota wins series, 2-0



GAME ONE at Target Center - Thursday, September 26

Minnesota 85, Phoenix 62

Lindsay Whalen and Maya Moore scored 20 points apiece and Seimone Augustus added 18 as the Lynx opened the Western Conference Finals with an 85-62 victory over Phoenix on Thursday night at Target Center. Minnesota misfired on five of its first six shots before Whalen sparked a 9-for-11 spree that put them in front 24-16 after one quarter. Devereaux Peters capped a 6-0 start to the second that pushed the lead to 14, and the Lynx closed the half with nine straight points -- punctuated by Moore's last-second 3- pointer -- for a 45-22 advantage. The Mercury could get no closer than 22 in the second half, with another late basket from Moore sending Minnesota into the fourth quarter holding a 67-42 margin. After Brittney Griner began the final period with a jumper, the Lynx ran off the next eight points and took their largest lead of the night when Whalen made it 75-44 with 7:55 remaining. Whalen also led Minnesota with six rebounds and five assists, while Monica Wright collected 11 points as the Lynx set a franchise playoff record by holding Phoenix to 34 percent shooting. Diana Taurasi led the Mercury with 15 points and Griner had 13 points and six rebounds.

Attendance -- 8,832 Time -- 1:50

| | 1 | 2 | 3 | 4 | Final | High Scorer | High Rebounds | High Assists |
|-----------|----|----|----|----|-------|--------------|---------------|-------------------|
| Seattle | 15 | 21 | 12 | 16 | 64 | Johnson, 14 | Thompson, 8 | Wright/Johnson, 4 |
| Minnesota | 16 | 24 | 22 | 18 | 80 | Augustus, 19 | Brunson, 9 | M.Moore, 6 |

GAME TWO at US Airways Center - Sunday, September 29

Minnesota 72, Phoenix 65

Maya Moore scored 27 points and Seimone Augustus added 22 as the Lynx claimed their third straight Western Conference title with a 72-65 victory over Phoenix on Sept. 29 at US Airways Center. Candice Dupree's layup capped a 15-9 start for the Mercury, but Minnesota reeled off 11 unanswered points to pull ahead 28-21 on an Augustus jumper with 7:09 left in the second period. Diana Taurasi keyed a Phoenix rally that knotted the score at 29-29, but the Lynx countered with the next nine points and took a 38-35 lead into halftime. After the Mercury again pulled even on a pair of DeWanna Bonner free throws early in the third, Moore's jumper topped off a 7-0 response and Minnesota entered the fourth quarter holding a 53-45 edge. Moore then scored eight of the Lynx' first 10 points in the final period and Rebekkah Brunson gave Minnesota its largest lead at 69-56 with 3:01 to play. Three straight baskets by Taurasi brought Phoenix to within six and Dupree cut it to 69-65 with 42.8 seconds left before the Lynx sealed it with free throws. Brunson hauled in 14 rebounds for Minnesota, while Taurasi registered 21 points, nine rebounds and six assists for the Mercury.

Attendance -- 3,457 Time -- 1:55

| | 1 | 2 | 3 | 4 | Final | High Scorer | High Rebounds | High Assists |
|-----------|----|----|----|----|-------|-------------|---------------|------------------|
| Minnesota | 20 | 8 | 14 | 16 | 58 | M.Moore, 22 | Brunson, 13 | McCarville, 5 |
| Seattle | 16 | 12 | 11 | 16 | 55 | Wright, 16 | Thompson, 9 | Three players, 2 |

PLAYER STATISTICS VS. PHOENIX: 2-0

| PLAYER | G | GS | MIN | Field Goals | | | 3-Point FG | | | Free Throws | | | Rebounds | | | | PF | DQ | STL | TO | BLK | PTS | AVG |
|----------------|----------|----------|------------|-------------|------------|-------------|------------|-----------|-------------|-------------|-----------|-------------|-----------|-----------|-----------|-----------|-----------|----------|-----------|-----------|----------|------------|-------------|
| | | | | FG | FGA | PCT | FG | FGA | PCT | FT | FTA | PCT | OFF | DEF | TOT | AST | | | | | | | |
| M.Moore | 2 | 2 | 64 | 20 | 36 | .556 | 3 | 12 | .250 | 4 | 5 | .800 | 5 | 3 | 8 | 3 | 4 | 0 | 3 | 4 | 1 | 47 | 23.5 |
| Augustus | 2 | 2 | 62 | 15 | 26 | .577 | 1 | 1 | 1.000 | 9 | 13 | .692 | 0 | 10 | 10 | 1 | 3 | 0 | 3 | 1 | 2 | 40 | 20.0 |
| Whalen | 2 | 2 | 61 | 11 | 27 | .407 | 0 | 0 | --- | 1 | 3 | .333 | 1 | 9 | 10 | 12 | 3 | 0 | 2 | 2 | 0 | 23 | 11.5 |
| Wright | 2 | 0 | 46 | 7 | 14 | .500 | 1 | 3 | .333 | 4 | 8 | .500 | 2 | 2 | 4 | 1 | 3 | 0 | 1 | 4 | 0 | 19 | 9.5 |
| Brunson | 2 | 2 | 66 | 2 | 5 | .400 | 0 | 0 | --- | 6 | 8 | .750 | 1 | 18 | 19 | 3 | 4 | 0 | 0 | 2 | 2 | 10 | 5.0 |
| McCarville | 2 | 2 | 48 | 2 | 6 | .333 | 0 | 0 | --- | 4 | 6 | .667 | 1 | 8 | 9 | 6 | 6 | 0 | 3 | 1 | 3 | 8 | 4.0 |
| Peters | 2 | 0 | 32 | 3 | 7 | .429 | 0 | 0 | --- | 0 | 0 | --- | 1 | 6 | 7 | 0 | 2 | 0 | 1 | 1 | 1 | 6 | 3.0 |
| Harris | 1 | 0 | 5 | 1 | 1 | 1.000 | 0 | 0 | --- | 0 | 0 | --- | 0 | 1 | 1 | 0 | 0 | 0 | 0 | 1 | 0 | 2 | 2.0 |
| Jarry | 1 | 0 | 6 | 0 | 2 | .000 | 0 | 0 | --- | 1 | 2 | .500 | 1 | 0 | 1 | 0 | 0 | 0 | 0 | 2 | 0 | 1 | 1.0 |
| Rodgers | 1 | 0 | 2 | 0 | 1 | .000 | 0 | 1 | .000 | 1 | 2 | .500 | 0 | 0 | 0 | 0 | 0 | 0 | 0 | 0 | 0 | 1 | 1.0 |
| L.Moore | 1 | 0 | 9 | 0 | 1 | .000 | 0 | 1 | .000 | 0 | 0 | --- | 0 | 2 | 2 | 1 | 2 | 0 | 1 | 2 | 0 | 0 | 0.0 |
| LYNX | 2 | - | 400 | 61 | 126 | .484 | 5 | 18 | .278 | 30 | 47 | .638 | 12 | 59 | 71 | 27 | 27 | 0 | 14 | 21 | 9 | 157 | 78.5 |
| MERCURY | 2 | - | 400 | 49 | 138 | .355 | 4 | 39 | .103 | 25 | 28 | .893 | 21 | 55 | 76 | 28 | 39 | 1 | 13 | 32 | 6 | 127 | 63.5 |



2013 CONFERENCE SEMI-FINALS VS. SEATTLE

First round: Minnesota wins series, 2-0



GAME ONE at Target Center - Friday, September 20

Minnesota 80, Seattle 64

Seimone Augustus scored 19 points and Rebekkah Brunson added 18 points and nine rebounds as the Lynx pulled away in the second half for an 80-64 victory over Seattle on Friday night at Target Center. Camille Little's three-point play put the Storm on top 15-12 with 2:47 left in the opening quarter, but Minnesota scored the next eight -- capped by Brunson's putback early in the second -- and extended its lead to 28-19 on an Augustus basket at the 5:06 mark. However, 3-pointers from Alysha Clark and Tanisha Wright began Seattle's rally, and Temeka Johnson's last-second basket kept the Storm within 40-36 at halftime. Augustus capped a 6-0 burst that pushed Minnesota's lead to 10 midway through the third, before Monica Wright and Maya Moore drilled back-to-back treys in the closing minute to make it 62-48 entering the fourth. The Lynx then held Seattle to just one field goal in the next five minutes and took their biggest lead of the night at 80-58 on Wright's jumper with 2:18 remaining. Moore finished with 17 points and six assists for Minnesota, while Johnson led the Storm with 14 points, Wright added 13 and Clark chipped in a dozen off the bench.

Attendance – 8,832 Time – 1:50

| | 1 | 2 | 3 | 4 | Final | High Scorer | High Rebounds | High Assists |
|-----------|----|----|----|----|-------|--------------|---------------|-------------------|
| Seattle | 15 | 21 | 12 | 16 | 64 | Johnson, 14 | Thompson, 8 | Wright/Johnson, 4 |
| Minnesota | 16 | 24 | 22 | 18 | 80 | Augustus, 19 | Brunson, 9 | M.Moore, 6 |

GAME TWO at Key Arena - Sunday, September 22

Minnesota 58, Seattle 55

Maya Moore scored 22 points and Seimone Augustus drilled the go-ahead jumper with 25.1 seconds to play as the Lynx completed a sweep of its Western Conference Semifinal series vs. Seattle with a 58-55 victory on Sunday afternoon at the Tacoma Dome. Moore had 10 first-quarter points to help Minnesota build a 20-16 lead, but the Storm pulled ahead 28-24 late in the second before baskets from Moore and Janel McCarville enabled the Lynx to knot the score at halftime. Minnesota took its largest lead when Augustus made it 41-34 midway through the third period, and after Seattle whittled it to 42-39 on a last second jumper by Temeka Johnson, the Lynx extended their lead again to seven on an Augustus layup with 5:04 left. However, Tina Thompson capped a 6-0 rally to narrow the deficit to 51-50, and Thompson put the Storm on top 55-54 at the 1:20 mark. The teams traded turnovers before Augustus' game deciding jumper, and Rebekkah Brunson tacked on two free throws for the final margin. Brunson totaled 15 points and 13 rebounds for Minnesota, while Tanisha Wright led Seattle with 16 points and Thompson added 13 points and nine boards.

Attendance – 3,457 Time – 1:55

| | 1 | 2 | 3 | 4 | Final | High Scorer | High Rebounds | High Assists |
|-----------|----|----|----|----|-------|-------------|---------------|------------------|
| Minnesota | 20 | 8 | 14 | 16 | 58 | M.Moore, 22 | Brunson, 13 | McCarville, 5 |
| Seattle | 16 | 12 | 11 | 16 | 55 | Wright, 16 | Thompson, 9 | Three players, 2 |

PLAYER STATISTICS VS. SEATTLE: 2-0

| PLAYER | G | GS | MIN | Field Goals | | | 3-Point FG | | | Free Throws | | | Rebounds | | | | PF | DQ | STL | TO | BLK | PTS | AVG |
|--------------|----------|----------|------------|-------------|------------|-------------|------------|-----------|-------------|-------------|-----------|-------------|-----------|-----------|-----------|-----------|-----------|----------|-----------|-----------|----------|------------|-------------|
| | | | | FG | FGA | PCT | FG | FGA | PCT | FT | FTA | PCT | OFF | DEF | TOT | AST | | | | | | | |
| M.Moore | 2 | 2 | 72 | 13 | 27 | .481 | 4 | 8 | .500 | 9 | 9 | 1.000 | 4 | 7 | 11 | 9 | 6 | 0 | 6 | 2 | 1 | 39 | 19.5 |
| Brunson | 2 | 2 | 67 | 13 | 22 | .591 | 0 | 0 | --- | 7 | 11 | .636 | 9 | 13 | 22 | 5 | 2 | 0 | 4 | 7 | 0 | 33 | 16.5 |
| Augustus | 2 | 2 | 69 | 14 | 31 | .452 | 1 | 5 | .200 | 0 | 1 | .000 | 0 | 5 | 5 | 2 | 1 | 0 | 1 | 4 | 1 | 29 | 14.5 |
| Whalen | 2 | 2 | 59 | 6 | 17 | .353 | 0 | 1 | .000 | 1 | 2 | .500 | 3 | 6 | 9 | 5 | 5 | 0 | 3 | 4 | 0 | 13 | 6.5 |
| Peters | 2 | 0 | 32 | 5 | 9 | .556 | 0 | 0 | --- | 0 | 0 | --- | 1 | 4 | 5 | 3 | 4 | 0 | 2 | 2 | 3 | 10 | 5.0 |
| Wright | 2 | 0 | 31 | 3 | 11 | .273 | 1 | 3 | .333 | 3 | 4 | .750 | 1 | 4 | 5 | 1 | 6 | 0 | 0 | 3 | 0 | 10 | 5.0 |
| McCarville | 2 | 2 | 49 | 2 | 8 | .250 | 0 | 0 | --- | 0 | 0 | --- | 5 | 7 | 12 | 7 | 5 | 0 | 1 | 4 | 3 | 4 | 2.0 |
| Harris | 1 | 0 | 2 | 0 | 0 | --- | 0 | 0 | --- | 0 | 0 | --- | 0 | 0 | 0 | 0 | 0 | 0 | 0 | 0 | 0 | 0 | 0.0 |
| Jarry | 1 | 0 | 2 | 0 | 1 | .000 | 0 | 0 | --- | 0 | 0 | --- | 0 | 0 | 0 | 0 | 0 | 0 | 0 | 0 | 0 | 0 | 0.0 |
| L.Moore | 2 | 0 | 16 | 0 | 22 | .000 | 0 | 1 | .000 | 0 | 0 | --- | 0 | 0 | 0 | 3 | 2 | 0 | 1 | 1 | 1 | 0 | 0.0 |
| Rodgers | 1 | 0 | 2 | 0 | 0 | --- | 0 | 0 | --- | 0 | 0 | --- | 1 | 0 | 1 | 0 | 1 | 0 | 0 | 0 | 0 | 0 | 0.0 |
| LYNX | 2 | - | 400 | 56 | 128 | .438 | 6 | 18 | .333 | 20 | 27 | .741 | 24 | 46 | 70 | 35 | 32 | 0 | 18 | 28 | 9 | 138 | 69.0 |
| STORM | 2 | - | 400 | 48 | 111 | .432 | 8 | 30 | .267 | 15 | 23 | .652 | 8 | 47 | 55 | 23 | 34 | 0 | 15 | 31 | 4 | 119 | 59.5 |



2012 PLAYER POSTSEASON STATISTICS

| PLAYER | G | GS | MIN | Field Goals | | | 3-Point FG | | | Free Throws | | | Rebounds | | | | | PF | DQ | STL | TO | BLK | PTS | AVG |
|---------------------|----------|----------|-------------|-------------|------------|-------------|------------|------------|-------------|-------------|------------|-------------|------------|------------|------------|------------|------------|----------|-----------|------------|-----------|------------|-------------|-----|
| | | | | FG | FGA | PCT | FG | FGA | PCT | FT | FTA | PCT | OFF | DEF | TOT | AST | | | | | | | | |
| Augustus | 9 | 9 | 315 | 61 | 143 | .427 | 10 | 34 | .294 | 29 | 36 | .806 | 6 | 39 | 45 | 19 | 5 | 0 | 14 | 14 | 3 | 161 | 17.9 | |
| Moore | 9 | 9 | 303 | 51 | 119 | .429 | 26 | 60 | .433 | 21 | 23 | .913 | 19 | 28 | 47 | 25 | 29 | 0 | 9 | 15 | 5 | 149 | 16.6 | |
| Whalen | 9 | 9 | 278 | 45 | 103 | .437 | 3 | 9 | .333 | 27 | 31 | .871 | 10 | 24 | 34 | 38 | 18 | 0 | 9 | 24 | 0 | 120 | 13.3 | |
| Brunson | 9 | 9 | 303 | 44 | 90 | .489 | 0 | 0 | --- | 19 | 24 | .792 | 35 | 52 | 87 | 11 | 29 | 0 | 7 | 19 | 13 | 107 | 11.9 | |
| McWilliams-Franklin | 9 | 9 | 243 | 22 | 58 | .379 | 0 | 0 | --- | 9 | 13 | .692 | 14 | 24 | 38 | 20 | 29 | 1 | 7 | 12 | 13 | 53 | 5.9 | |
| Wright | 9 | 0 | 174 | 17 | 44 | .386 | 2 | 7 | .286 | 14 | 20 | .700 | 6 | 15 | 21 | 10 | 27 | 1 | 14 | 11 | 2 | 50 | 5.6 | |
| Thorn | 6 | 0 | 18 | 6 | 9 | .667 | 3 | 5 | .600 | 1 | 1 | 1.000 | 1 | 1 | 2 | 1 | 1 | 0 | 0 | 3 | 1 | 16 | 2.7 | |
| Harris | 6 | 0 | 25 | 4 | 9 | .444 | 1 | 4 | .250 | 1 | 2 | .500 | 1 | 3 | 4 | 0 | 1 | 0 | 0 | 2 | 0 | 10 | 1.7 | |
| Wiggins | 9 | 0 | 126 | 4 | 25 | .160 | 4 | 17 | .235 | 2 | 2 | 1.000 | 1 | 8 | 9 | 10 | 11 | 0 | 5 | 10 | 0 | 14 | 1.6 | |
| Peters | 9 | 0 | 62 | 5 | 12 | .417 | 0 | 1 | .000 | 2 | 3 | .667 | 5 | 11 | 16 | 3 | 11 | 0 | 4 | 6 | 5 | 12 | 1.3 | |
| Adair | 4 | 0 | 3 | 1 | 1 | 1.000 | 0 | 0 | --- | 0 | 0 | --- | 2 | 0 | 2 | 0 | 2 | 0 | 0 | 0 | 0 | 2 | 0.5 | |
| TEAM | 9 | - | 1850 | 260 | 613 | .424 | 49 | 137 | .358 | 125 | 155 | .806 | 100 | 205 | 305 | 137 | 163 | 2 | 69 | 122 | 42 | 694 | 77.1 | |
| OPPONENTS | 9 | - | 1850 | 252 | 591 | .426 | 57 | 171 | .333 | 133 | 171 | .778 | 90 | 204 | 294 | 146 | 160 | 1 | 62 | 128 | 36 | 694 | 77.1 | |

| PLAYER | Single-Game Highs | | | | | | | Average Per Game | | | | | | | Career Highs (C=Set, T=Tied This Season) | | | | | | |
|------------------|-------------------|-----------|-----------|-----------|-----------|----------|-----------|------------------|-------------|-------------|-------------|-------------|-------------|-------------|--|-----------|-----------|-----------|------------|------------|------------|
| | MIN | REB | AST | ST | TO | BL | PTS | MIN | REB | AST | STL | TO | BLK | PTS | FG | FGA | FT | FTA | REB | AST | PTS |
| Augustus | 43 | 7 | 7 | 3 | 4 | 1 | 27 | 35.0 | 5.0 | 2.1 | 1.56 | 1.6 | 0.33 | 17.9 | 11T | 23C | 13 | 16 | 8 | 7T | 36 |
| Moore | 44 | 10 | 5 | 2 | 4 | 1 | 23 | 33.7 | 5.2 | 2.8 | 1.00 | 1.7 | 0.56 | 16.6 | 8C | 17C | 7 | 8 | 10C | 5T | 23C |
| Whalen | 42 | 6 | 8 | 2 | 4 | 0 | 22 | 30.9 | 3.8 | 4.2 | 1.00 | 2.7 | 0.00 | 13.3 | 9T | 20 | 15 | 17 | 10 | 10 | 27 |
| Brunson | 39 | 15 | 3 | 2 | 4 | 4 | 22 | 33.7 | 9.7 | 1.2 | 0.78 | 2.1 | 1.44 | 11.9 | 10 | 15T | 7 | 8T | 16 | 3T | 26 |
| McWilliams-Frank | 32 | 6 | 5 | 3 | 2 | 2 | 8 | 27.0 | 4.2 | 2.2 | 0.78 | 1.3 | 1.44 | 5.9 | 11 | 18 | 9 | 11 | 16 | 7 | 24 |
| Wright | 24 | 4 | 2 | 5 | 3 | 1 | 9 | 19.3 | 2.3 | 1.1 | 1.56 | 1.2 | 0.22 | 5.6 | 4C | 10C | 5C | 6C | 4C | 2C | 9C |
| Thorn | 9 | 1 | 1 | 0 | 3 | 1 | 8 | 3.0 | 0.3 | 0.2 | 0.00 | 0.5 | 0.17 | 2.7 | 3T | 5 | 3 | 4 | 5 | 3 | 8T |
| Harris | 13 | 4 | 0 | 0 | 1 | 0 | 9 | 4.2 | 0.7 | 0.0 | 0.00 | 0.3 | 0.00 | 1.7 | 4C | 6C | 1C | 2C | 4C | 1 | 9C |
| Wiggins | 21 | 3 | 3 | 2 | 3 | 0 | 3 | 14.0 | 1.0 | 1.1 | 0.56 | 1.1 | 0.00 | 1.6 | 5 | 8 | 2T | 2T | 5 | 3C | 14 |
| Peters | 15 | 5 | 2 | 3 | 2 | 3 | 4 | 6.9 | 1.8 | 0.3 | 0.44 | 0.7 | 0.56 | 1.3 | 1C | 3C | 2C | 3C | 5C | 2C | 4C |
| Adair | 2 | 2 | 0 | 0 | 0 | 0 | 2 | 0.8 | 0.5 | 0.0 | 0.00 | 0.0 | 0.00 | 0.5 | 4 | 7 | 9 | 11 | 5 | 1 | 13 |
| TEAM | 200 | 44 | 23 | 11 | 20 | 8 | 88 | 200.0 | 36.7 | 18.1 | 8.00 | 14.4 | 4.71 | 79.0 | 40 | 82 | 38 | 46 | 45 | 23C | 103 |
| OPPONENTS | 200 | 43 | 18 | 12 | 19 | 5 | 77 | 200.0 | 31.0 | 12.9 | 8.29 | 15.3 | 2.57 | 63.6 | 35 | 78 | 29 | 32 | 43T | 25 | 95 |



2012 WNBA FINALS VS. INDIANA

Third round: Indiana wins series, 3-1



GAME ONE at Target Center - Sunday, October 14 Indiana 76, Minnesota 70

Tamika Catchings scored 20 points and Erlana Larkins added 16 points and 15 rebounds as Indiana opened the 2012 WNBA Finals with a 76-70 victory over the Lynx on Sunday night at Target Center. Catchings' 3-pointer capped a 14-7 start for the Fever, who went on to lead 25-20 after one quarter and took their biggest lead when Larkins made it 32-22 early in the second. Seimone Augustus helped rally Minnesota to within three by halftime and tallied seven points during an 11-2 burst that put the Lynx in front 54-50 with 4:25 to play in the third period. Trailing by two following a Lindsay Whalen basket early in the fourth, Jessica Davenport's three-point play ignited the game-deciding 14-2 surge that left the Fever on top by 10 with just over three minutes left. Minnesota misfired on 12 consecutive shots during the drought, finally ending when Maya Moore's 3-pointer narrowed the deficit to 72-67 with 1:20 to play. However, Catchings sealed the victory with four free throws as the Lynx suffered their first postseason home loss since 2004. Augustus finished with 23 points for Minnesota while Moore and Rebekkah Brunson both chipped in double-doubles.

Attendance – 14,322 Time – 2:02

| | 1 | 2 | 3 | 4 | Final | High Scorer | High Rebounds | High Assists |
|-----------|----|----|----|----|-------|---------------|-------------------|--------------|
| Indiana | 25 | 18 | 13 | 20 | 76 | Catchings, 20 | Larkins, 15 | January, 6 |
| Minnesota | 20 | 20 | 18 | 12 | 70 | Augustus, 23 | Brunson/Moore, 10 | Whalen, 4 |

GAME TWO at Target Center - Wednesday, October 17 Minnesota 83, Indiana 71

Seimone Augustus and Maya Moore combined to score 41 of their 50 points in the second half and the Lynx overcame an early 12-point deficit to turn back Indiana, 83-71, on Wednesday night at Target Center. The Fever held Minnesota scoreless for five minutes to build a seven-point lead after one quarter, and the margin swelled to 23-11 on Jeanette Pohlen's 3-pointer early in the second. Monica Wright sparked an 8-0 rally that helped the Lynx pull within two by halftime, but Indiana hiked its lead to 44-38 with a Briann January trey at the 6:37 mark of the third. Augustus scored Minnesota's next eight points and Moore's three-point play with 1:04 left put the Lynx on top to stay, and Augustus punctuated a 15-point quarter with a long-range strike in the closing seconds to make it 60-55. Lindsay Whalen and Augustus fueled an 11-0 fourth-quarter burst that pushed Minnesota's lead to 14, and Moore's 3-pointer with 1:33 remaining gave the Lynx their largest advantage of the night at 81-66. Augustus tallied 27 points and Moore added 23 for Minnesota, while Tamika Catchings topped the Fever with 27 points and eight rebounds, and Shavonte Zellous chipped in 16 points.

Attendance – 13,478 Time – 2:02

| | 1 | 2 | 3 | 4 | Final | High Scorer | High Rebounds | High Assists |
|-----------|----|----|----|----|-------|---------------|---------------|------------------|
| Indiana | 18 | 15 | 22 | 16 | 71 | Catchings, 27 | Catchings, 8 | Phillips, 4 |
| Minnesota | 11 | 20 | 29 | 23 | 83 | Augustus, 27 | Brunson, 7 | Three Players, 4 |

GAME THREE at Bankers Life Fieldhouse - Friday, October 19 Indiana 76, Minnesota 59

Shavonte Zellous poured in 30 points and Erlana Larkins grabbed 15 rebounds as Indiana moved within one win of its first WNBA championship by steamrolling the Lynx, 76-59, on Friday night at Bankers Life Fieldhouse. Lindsay Whalen's 3-pointer put Minnesota on top 12-8, but the Fever scored the game's next 11 points and went on to lead 21-16 after one quarter. Indiana ripped off another string of 12 unanswered points midway through the second and went ahead 43-22 on a Zellous trey at the 1:46 mark. Maya Moore beat the halftime buzzer to get the Lynx within 18, but after Taj McWilliams-Franklin's layup opened the third-quarter scoring, the Fever held Minnesota without a basket for the next nine minutes. A long-range strike by Erin Phillips with 4:39 remaining capped a 16-0 blitz that doubled Indiana's lead to 61-29, and the margin crested at 37 when Karima Christmas made it 70-33 with 1:58 to play. The Lynx countered with the next 16, limiting Indiana to one field goal in the fourth quarter to whittle the final margin to 17. Tamika Catchings netted 17 points and Phillips had 13 for the Fever, while Rebekkah Brunson's 12 points and nine rebounds led Minnesota.

Attendance – 18,165 Time – 1:59

| | 1 | 2 | 3 | 4 | Final | High Scorer | High Rebounds | High Assists |
|-----------|----|----|----|----|-------|-------------|---------------|--------------|
| Minnesota | 16 | 11 | 11 | 21 | 59 | Brunson, 12 | Brunson, 9 | Wiggins, 3 |
| Indiana | 21 | 24 | 25 | 6 | 76 | Zellous, 30 | Larkins, 15 | Davenport, 4 |



2012 WNBA FINALS VS. INDIANA



GAME FOUR at Bankers Life Fieldhouse - Sunday, October 21

Indiana 87, Minnesota 78

Tamika Catchings tallied 25 points and eight assists to lift Indiana to its first-ever WNBA championship with an 87-78 victory over the Lynx on Oct. 21 at Bankers Life Fieldhouse. The Fever sank seven of their first 10 shots in jumping to a an 18-9 lead. Trailing by seven after one quarter, Minnesota closed to within 35-34 behind eight straight points from Lindsay Whalen, and knotted the score on three separate occasions before baskets by Erin Phillips and Briann January restored a 47-42 advantage for Indiana at halftime. Catchings gave the Fever their largest lead of the night at 56-46 early in the third period, the Lynx held Indiana scoreless for the next five minutes and pulled even on Maya Moore's layup at the 2:40 mark. Catchings ended the drought with a 3-pointer that put the Fever on top to stay, and Minnesota came up empty on five straight possessions midway through the fourth quarter while Indiana's lead grew to 75-67 following a Shavonte Zellous trey with 4:59 remaining. Phillips totaled 18 points and January and Zellous added 15 apiece for the Fever. Whalen led Minnesota with 22 points and eight assists, and Moore chipped in 16 points.

Attendance – 15,213 Time – 2:13

| | 1 | 2 | 3 | 4 | Final | Hi Scorer | Hi Reb | Hi Assist |
|-----------|----|----|----|----|-------|---------------|-------------|--------------|
| Minnesota | 18 | 24 | 16 | 20 | 78 | Whalen, 22 | Augustus, 7 | Whalen, 8 |
| Indiana | 25 | 22 | 16 | 24 | 87 | Catchings, 25 | Larkins, 13 | Catchings, 8 |

PLAYER STATISTICS VS. INDIANA: 1-3

| PLAYER | G | GS | MIN | Field Goals | | | 3-Point FG | | | Free Throws | | Rebounds | | DEF | TOT | AST | PF | DQ | STL | TO | BLK | PTS | AVG |
|---------------------|----------|----------|------------|-------------|------------|-------------|------------|-----------|-------------|-------------|-----------|-------------|-----------|-----------|------------|-----------|-----------|----------|-----------|-----------|-----------|------------|-------------|
| | | | | FG | FGA | PCT | FG | FGA | PCT | FT | FTA | PCT | OFF | | | | | | | | | | |
| Augustus | 4 | 4 | 130 | 25 | 68 | .368 | 5 | 17 | .294 | 9 | 12 | .750 | 3 | 18 | 21 | 5 | 1 | 0 | 5 | 6 | 1 | 64 | 16.0 |
| Moore | 4 | 4 | 125 | 20 | 51 | .392 | 10 | 26 | .385 | 11 | 12 | .917 | 12 | 7 | 19 | 9 | 16 | 0 | 3 | 10 | 2 | 61 | 15.3 |
| Whalen | 4 | 4 | 120 | 21 | 40 | .525 | 3 | 6 | .500 | 10 | 12 | .833 | 5 | 13 | 18 | 16 | 8 | 0 | 3 | 12 | 0 | 55 | 13.8 |
| Brunson | 4 | 4 | 131 | 16 | 40 | .400 | 0 | 0 | --- | 5 | 7 | .714 | 15 | 17 | 32 | 5 | 10 | 0 | 2 | 6 | 8 | 37 | 9.3 |
| Thorn | 2 | 0 | 11 | 5 | 7 | .714 | 2 | 3 | .667 | 1 | 1 | 1.000 | 1 | 1 | 2 | 0 | 1 | 0 | 0 | 3 | 1 | 13 | 6.5 |
| McWilliams-Franklin | 4 | 4 | 111 | 10 | 26 | .385 | 0 | 0 | --- | 4 | 4 | 1.000 | 10 | 6 | 16 | 6 | 14 | 1 | 3 | 6 | 7 | 24 | 6.0 |
| Wright | 4 | 0 | 77 | 6 | 17 | .353 | 0 | 2 | .000 | 5 | 8 | .625 | 1 | 7 | 8 | 3 | 17 | 1 | 6 | 6 | 0 | 17 | 4.3 |
| Peters | 4 | 0 | 36 | 4 | 9 | .444 | 0 | 1 | .000 | 2 | 3 | .667 | 3 | 9 | 12 | 2 | 7 | 0 | 3 | 4 | 4 | 10 | 2.5 |
| Wiggins | 4 | 0 | 49 | 2 | 9 | .222 | 2 | 7 | .286 | 0 | 0 | --- | 1 | 4 | 5 | 4 | 5 | 0 | 3 | 5 | 0 | 6 | 1.5 |
| Adair | 2 | 0 | 2 | 1 | 1 | 1.000 | 0 | 0 | --- | 0 | 0 | --- | 2 | 0 | 2 | 0 | 1 | 0 | 0 | 0 | 0 | 2 | 1.0 |
| Harris | 3 | 0 | 7 | 0 | 2 | .000 | 0 | 1 | .000 | 1 | 2 | .500 | 0 | 0 | 0 | 0 | 0 | 0 | 0 | 1 | 0 | 1 | 0.3 |
| LYNX | 4 | - | 800 | 110 | 270 | .407 | 22 | 63 | .349 | 48 | 61 | .787 | 53 | 82 | 135 | 50 | 80 | 2 | 28 | 63 | 23 | 290 | 72.5 |
| FEVER | 4 | - | 800 | 106 | 256 | .414 | 26 | 80 | .325 | 72 | 78 | .923 | 41 | 87 | 128 | 56 | 69 | 0 | 28 | 56 | 20 | 310 | 77.5 |



2012 CONFERENCE FINALS VS. LOS ANGELES

Second round: Minnesota wins series, 2-0



GAME ONE at Target Center - Thursday, October 4

Minnesota 94, Los Angeles 77

Maya Moore scored 20 points and Rebekkah Brunson added 14 points and 10 rebounds as the Lynx began the Western Conference Finals with a 94-77 victory over Los Angeles on Thursday night at Target Center. Nine unanswered points put the Sparks on top 15-10 midway through the first quarter, but Minnesota outscored L.A. 36-11 over the next 12 minutes and took a 48-31 lead into halftime when Lindsay Whalen's putback beat the buzzer. Taj McWilliams-Franklin capped a 9-0 spurt to provide the Lynx with their largest lead of the night at 57-33 with 5:57 left in the third period. However, Candace Parker reeled off 12 points in a four-minute stretch to help the Sparks chip the deficit down to 13 entering the fourth. Alana Beard brought Los Angeles to within 71-61 with just over six minutes remaining, but Minnesota scored on its next eight possessions -- including four jumpers by Moore -- to derail the Sparks' comeback bid and extend the Lynx' playoff home winning streak to eight games. Seimone Augustus had 16 points and seven assists for Minnesota, while Parker topped Los Angeles with 25 points, 11 rebounds and four assists, and Beard finished with 16 points.

Attendance – 8,513 Time – 1:56

| | 1 | 2 | 3 | 4 | Final | High Scorer | High Rebounds | High Assists |
|-------------|----|----|----|----|-------|-------------|---------------|--------------|
| Los Angeles | 15 | 16 | 22 | 24 | 77 | Parker, 25 | Parker, 11 | Parker, 4 |
| Minnesota | 16 | 32 | 18 | 28 | 94 | Moore, 20 | Brunson, 10 | Augustus, 7 |

GAME TWO at STAPLES Center - Sunday, October 7

Minnesota 80, Los Angeles 79

Seimone Augustus tallied 21 points, Maya Moore added 20 and Monica Wright sank the go-ahead 3-pointer as the Lynx completed a sweep of their Western Conference Finals series with a narrow 80-79 win over Los Angeles on Sunday afternoon at Staples Center. Minnesota went in front by eight after one quarter and took its biggest lead when Moore made it 29-17 early in the second. However, Candace Parker keyed a comeback that closed the Sparks' deficit to 40-39 by halftime. Trailing 50-45 midway through the third period, L.A. ran off 17 unanswered points over the next five minutes and extended its lead to 65-52 on a Parker trey with 46 seconds left in the quarter. Lindsay Whalen and Moore scored to pull the Lynx within eight heading into the fourth, and Rebekkah Brunson's tip-in gave Minnesota a 77-74 lead with 3:49 to play. Parker beat the shot clock buzzer with a 30-foot heave to put the Sparks back on top 79-77, but Wright countered on the next possession and the Lynx held on as Alana Beard misfired as time ran out. Whalen added 17 points for Minnesota, while Parker exploded for 33 points, 15 rebounds, five assists and four blocks for Los Angeles.

Attendance – 15,213 Time – 2:13

| | 1 | 2 | 3 | 4 | Final | High Scorer | High Rebounds | High Assists |
|-------------|----|----|----|----|-------|--------------|---------------|-------------------------------|
| Minnesota | 25 | 15 | 17 | 23 | 80 | Augustus, 21 | Brunson, 10 | McWilliams-Franklin/Whalen, 5 |
| Los Angeles | 17 | 22 | 26 | 14 | 79 | Parker, 33 | Parker, 15 | Beard, 7 |

PLAYER STATISTICS VS. LOS ANGELES: 2-0

| PLAYER | G | GS | MIN | Field Goals | | | 3-Point FG | | | Free Throws | | | Rebounds | | | | PF | DQ | STL | TO | BLK | PTS | AVG |
|---------------------|----------|----------|------------|-------------|------------|-------------|------------|-----------|-------------|-------------|-----------|-------------|-----------|-----------|-----------|-----------|-----------|----------|-----------|-----------|----------|------------|-------------|
| | | | | FG | FGA | PCT | FG | FGA | PCT | FT | FTA | PCT | OFF | DEF | TOT | AST | | | | | | | |
| Moore | 2 | 2 | 65 | 14 | 26 | .538 | 8 | 15 | .533 | 4 | 4 | 1.000 | 1 | 8 | 9 | 6 | 4 | 0 | 3 | 3 | 1 | 40 | 20.0 |
| Augustus | 2 | 2 | 69 | 15 | 29 | .517 | 3 | 10 | .300 | 4 | 5 | .800 | 1 | 6 | 7 | 10 | 1 | 0 | 3 | 2 | 0 | 37 | 18.5 |
| Whalen | 2 | 2 | 60 | 14 | 26 | .538 | 0 | 0 | --- | 1 | 1 | 1.000 | 3 | 1 | 4 | 8 | 1 | 0 | 3 | 4 | 0 | 29 | 14.5 |
| Brunson | 2 | 2 | 59 | 8 | 17 | .471 | 0 | 0 | --- | 4 | 4 | 1.000 | 10 | 10 | 20 | 4 | 8 | 0 | 1 | 3 | 1 | 20 | 10.0 |
| Wright | 2 | 0 | 42 | 7 | 17 | .412 | 2 | 3 | .667 | 1 | 2 | .500 | 4 | 1 | 5 | 4 | 3 | 0 | 3 | 1 | 0 | 17 | 8.5 |
| McWilliams-Franklin | 2 | 2 | 51 | 7 | 16 | .438 | 0 | 0 | --- | 0 | 0 | --- | 2 | 6 | 8 | 6 | 6 | 0 | 2 | 3 | 3 | 14 | 7.0 |
| Harris | 2 | 0 | 18 | 4 | 7 | .571 | 1 | 3 | .333 | 0 | 0 | --- | 1 | 3 | 4 | 0 | 1 | 0 | 0 | 1 | 0 | 9 | 4.5 |
| Thorn | 2 | 0 | 3 | 1 | 2 | .500 | 1 | 2 | .500 | 0 | 0 | --- | 0 | 0 | 0 | 0 | 0 | 0 | 0 | 0 | 0 | 3 | 1.5 |
| Wiggins | 2 | 0 | 24 | 1 | 8 | .125 | 1 | 6 | .167 | 0 | 0 | --- | 0 | 2 | 2 | 3 | 4 | 0 | 2 | 3 | 0 | 3 | 1.5 |
| Peters | 2 | 0 | 8 | 1 | 2 | .500 | 0 | 0 | --- | 0 | 0 | --- | 1 | 0 | 1 | 1 | 4 | 0 | 0 | 1 | 0 | 2 | 1.0 |
| Adair | 1 | 0 | 1 | 0 | 0 | --- | 0 | 0 | --- | 0 | 0 | --- | 0 | 0 | 0 | 0 | 0 | 0 | 0 | 0 | 0 | 0 | 0.0 |
| LYNX | 2 | - | 400 | 72 | 150 | .480 | 16 | 39 | .410 | 14 | 16 | .875 | 23 | 37 | 60 | 42 | 32 | 0 | 17 | 22 | 5 | 174 | 87.0 |
| SPARKS | 2 | - | 400 | 63 | 133 | .474 | 9 | 30 | .300 | 21 | 33 | .636 | 22 | 42 | 64 | 32 | 25 | 0 | 12 | 31 | 8 | 156 | 78.0 |



2012 CONFERENCE SEMI-FINALS VS. SEATTLE

First round: Minnesota wins series, 2-1



GAME ONE at Target Center - Friday, September 28

Minnesota 78, Seattle 70

Lindsay Whalen totaled 20 points and six assists, and the Lynx fended off a late Seattle rally to notch a 78-70 series-opening win on Friday night at Target Center. Minnesota never trailed, jumping to a 9-1 lead as the Storm missed their first eight shots. After Seattle drew even late in the first quarter, Maya Moore's 3-pointer at the buzzer made it 18-15. Seimone Augustus hiked the lead to 10 in the second before last-minute baskets from Shekinna Stricklen and Lauren Jackson cut the Storm's halftime deficit to 33-27. Minnesota scored the first six after intermission, and its lead peaked at 57-40 following a Candice Wiggins trey with 2:38 left in the third period. However, Katie Smith and Tina Thompson countered with back-to-back 3-pointers to help narrow the margin to 60-51 entering the fourth. Tanisha Wright sparked Seattle's final comeback bid that saw the Lynx' cushion shrink to six on three occasions, but jumpers by Moore and Augustus in the final two minutes kept the Storm at bay. Augustus finished with 19 points for Minnesota while Moore added 16 and Rebekkah Brunson collected 12 points and 11 rebounds. Stricklen's 13 points and seven rebounds topped Seattle.

Attendance – 9,213 Time – 2:10

| | 1 | 2 | 3 | 4 | Final | High Scorer | High Rebounds | High Assists |
|-----------|----|----|----|----|-------|---------------|-----------------------|--------------|
| Seattle | 15 | 12 | 24 | 19 | 70 | Stricklen, 13 | Stricklen/Thompson, 7 | Wright, 7 |
| Minnesota | 18 | 15 | 27 | 18 | 78 | Whalen, 20 | Brunson, 11 | Whalen, 6 |

GAME TWO at Key Arena - Sunday, September 30

Seattle 86, Minnesota 79

Sue Bird scored 22 points, including a pair of 3-pointers in the second overtime, as Seattle rallied for an 86-79 victory over the Lynx on Sunday night at KeyArena. Trailing 18-15 late in the first quarter, Minnesota reeled off 16 unanswered points and took its biggest lead of the contest when Seimone Augustus' jumper made it 31-18 with 7:09 left in the half. Bird and Tanisha Wright fueled a Seattle comeback that narrowed the gap to 37-36 by halftime, but the Lynx scored the first seven points of the third period to regain control. Trailing by six to begin the fourth, the Storm edged ahead briefly on Camille Little's basket at the 3:10 mark, then after six in a row by Minnesota, Lauren Jackson drilled a 3-pointer with 1.1 seconds left to force OT. Wright duplicated that effort with a late tying trey in the first extra session, and the Lynx misfired on their final possession to leave the score tied at 75-75. Thompson began the second extra session with a long-range strike and Seattle never trailed, sealing it on Bird's 3-pointer with 42.2 seconds left. Wright had 18 points and Jackson grabbed 14 rebounds for the Storm, while Rebekkah Brunson led Minnesota with 22 points and 15 boards.

Attendance – 8,479 Time – 2:45

| | 1 | 2 | 3 | 4 | OT | 2OT | Final | High Scorer | High Rebounds | High Assists |
|-----------|----|----|----|----|----|-----|-------|-------------|---------------|----------------|
| Minnesota | 27 | 10 | 22 | 11 | 5 | 4 | 79 | Brunson, 22 | Brunson, 15 | Whalen, 5 |
| Seattle | 18 | 18 | 17 | 17 | 5 | 11 | 86 | Bird, 22 | Jackson, 14 | Bird/Wright, 7 |

GAME THREE at Target Center - Tuesday, October 2

Minnesota 73, Seattle 72

Seimone Augustus scored 21 points and Rebekkah Brunson added 10 of her 16 points in the fourth quarter as the Lynx held on for a series-clinching 73-72 win over Seattle on Tuesday night at Target Center. After spotting the Storm an 8-2 lead, Minnesota erupted for a 20-4 burst fueled by 10 points from Maya Moore. Seattle held the Lynx to just two baskets during a second quarter that saw the lead change hands six times and ended with Minnesota clinging to a 36-35 halftime edge. The Lynx never trailed after intermission, riding a 12-point third quarter from Augustus to remain in front 56-52 entering the fourth. Katie Smith's 3-pointer brought Seattle to within one before Lauren Jackson tied it at 60-60 with her own long-range strike. A putback from Brunson at the 6:02 mark gave Minnesota the lead for good, but the margin never exceeded five points down the stretch and Sue Bird's trey pulled Seattle to within 73-72 with 35 seconds left. However, following a defensive stop, Jackson's game-winning attempt misfired at the buzzer. Moore finished with 20 points for Minnesota, while Bird paced the Storm with 19 points and 11 assists and Camille Little added 17 points.

Attendance – 8,023 Time – 1:58

| | 1 | 2 | 3 | 4 | Final | Hi Scorer | Hi Reb | Hi Assist |
|-----------|----|----|----|----|-------|--------------|------------|------------------------|
| Seattle | 14 | 21 | 17 | 20 | 72 | Bird, 19 | Jackson, 6 | Bird, 11 |
| Minnesota | 22 | 14 | 20 | 17 | 73 | Augustus, 21 | Brunson, 9 | McWilliams-Franklin, 4 |



2012 CONFERENCE SEMI-FINALS VS. SEATTLE



PLAYER STATISTICS VS. SEATTLE: 2-1

| PLAYER | G | GS | MIN | Field Goals | | | 3-Point FG | | | Free Throws | | | Rebounds | | DEF | TOT | AST | PF | DQ | STL | TO | BLK | PTS | AVG |
|---------------------|----------|----------|------------|-------------|------------|-------------|------------|-----------|-------------|-------------|-----------|-------------|-----------|-----------|------------|-----------|-----------|----------|-----------|-----------|-----------|------------|-------------|-----|
| | | | | FG | FGA | PCT | FG | FGA | PCT | FT | FTA | PCT | OFF | | | | | | | | | | | |
| Augustus | 3 | 3 | 116 | 21 | 46 | .457 | 2 | 7 | .286 | 16 | 19 | .842 | 2 | 15 | 17 | 4 | 3 | 0 | 6 | 6 | 2 | 60 | 20.0 | |
| Brunson | 3 | 3 | 114 | 20 | 33 | .606 | 0 | 0 | --- | 10 | 13 | .769 | 10 | 25 | 35 | 2 | 11 | 0 | 4 | 10 | 4 | 50 | 16.7 | |
| Moore | 3 | 3 | 112 | 17 | 42 | .405 | 8 | 19 | .421 | 6 | 7 | .857 | 6 | 13 | 19 | 10 | 9 | 0 | 3 | 2 | 2 | 48 | 16.0 | |
| Whalen | 3 | 3 | 98 | 10 | 37 | .270 | 0 | 3 | .000 | 16 | 18 | .889 | 2 | 10 | 12 | 14 | 9 | 0 | 3 | 8 | 0 | 36 | 12.0 | |
| Wright | 3 | 0 | 55 | 4 | 10 | .400 | 0 | 2 | .000 | 8 | 10 | .800 | 1 | 7 | 8 | 3 | 7 | 0 | 5 | 4 | 2 | 16 | 5.3 | |
| McWilliams-Franklin | 3 | 3 | 81 | 5 | 16 | .313 | 0 | 0 | --- | 5 | 9 | .556 | 2 | 12 | 14 | 8 | 9 | 0 | 2 | 3 | 3 | 15 | 5.0 | |
| Wiggins | 3 | 0 | 53 | 1 | 8 | .125 | 1 | 4 | .250 | 2 | 2 | 1.000 | 0 | 2 | 2 | 3 | 2 | 0 | 0 | 2 | 0 | 5 | 1.7 | |
| Adair | 1 | 0 | 0 | 0 | 0 | --- | 0 | 0 | --- | 0 | 0 | --- | 0 | 0 | 0 | 0 | 1 | 0 | 0 | 0 | 0 | 0 | 0.0 | |
| Harris | 1 | 0 | 0 | 0 | 0 | --- | 0 | 0 | --- | 0 | 0 | --- | 0 | 0 | 0 | 0 | 0 | 0 | 0 | 0 | 0 | 0 | 0.0 | |
| Peters | 3 | 0 | 18 | 0 | 1 | .000 | 0 | 0 | --- | 0 | 0 | --- | 1 | 2 | 3 | 0 | 0 | 0 | 1 | 1 | 1 | 0 | 0.0 | |
| Thorn | 2 | 0 | 3 | 0 | 0 | --- | 0 | 0 | --- | 0 | 0 | --- | 0 | 0 | 0 | 1 | 0 | 0 | 0 | 0 | 0 | 0 | 0.0 | |
| LYNX | 3 | - | 650 | 78 | 193 | .404 | 11 | 35 | .314 | 63 | 78 | .808 | 24 | 86 | 110 | 45 | 51 | 0 | 24 | 37 | 14 | 230 | 76.7 | |
| STORM | 3 | - | 650 | 83 | 202 | .411 | 22 | 61 | .361 | 40 | 60 | .667 | 27 | 75 | 102 | 58 | 66 | 1 | 22 | 41 | 8 | 228 | 76.0 | |



2011 PLAYER POSTSEASON STATISTICS

| PLAYER | G | GS | MIN | Field Goals | | | 3-Point FG | | | Free Throws | | | Rebounds | | | | | PF | DQ | STL | TO | BLK | PTS | AVG |
|------------------|----------|----------|-------------|-------------|------------|-------------|------------|------------|-------------|-------------|------------|-------------|-----------|------------|------------|------------|------------|----------|-----------|------------|-----------|------------|-------------|-----|
| | | | | FG | FGA | PCT | FG | FGA | PCT | FT | FTA | PCT | OFF | DEF | TOT | AST | | | | | | | | |
| Augustus | 8 | 8 | 264 | 69 | 131 | .527 | 7 | 16 | .438 | 31 | 35 | .886 | 4 | 32 | 36 | 30 | 12 | 0 | 7 | 13 | 5 | 176 | 22.0 | |
| Moore | 8 | 8 | 223 | 38 | 83 | .458 | 14 | 35 | .400 | 20 | 29 | .690 | 19 | 28 | 47 | 18 | 26 | 1 | 8 | 15 | 5 | 110 | 13.8 | |
| Whalen | 8 | 8 | 256 | 38 | 82 | .463 | 2 | 7 | .286 | 18 | 22 | .818 | 8 | 21 | 29 | 30 | 23 | 0 | 12 | 20 | 4 | 96 | 12.0 | |
| Brunson | 8 | 8 | 245 | 35 | 74 | .473 | 0 | 0 | --- | 25 | 32 | .781 | 27 | 59 | 86 | 12 | 20 | 0 | 7 | 13 | 5 | 95 | 11.9 | |
| McWilliams-Frank | 8 | 8 | 242 | 30 | 66 | .455 | 0 | 1 | .000 | 25 | 30 | .833 | 10 | 32 | 42 | 26 | 22 | 0 | 4 | 18 | 10 | 85 | 10.6 | |
| Adair | 8 | 0 | 98 | 15 | 32 | .469 | 0 | 0 | --- | 16 | 24 | .667 | 13 | 16 | 29 | 2 | 16 | 0 | 5 | 12 | 5 | 46 | 5.8 | |
| Wiggins | 8 | 0 | 128 | 10 | 29 | .345 | 8 | 23 | .348 | 4 | 6 | .667 | 1 | 12 | 13 | 10 | 12 | 0 | 2 | 9 | 1 | 32 | 4.0 | |
| Houston | 2 | 0 | 12 | 3 | 8 | .375 | 0 | 1 | .000 | 0 | 0 | --- | 2 | 2 | 4 | 1 | 2 | 0 | 1 | 0 | 1 | 6 | 3.0 | |
| Hornbuckle | 4 | 0 | 15 | 3 | 5 | .600 | 0 | 1 | .000 | 5 | 5 | 1.000 | 3 | 2 | 5 | 5 | 1 | 0 | 0 | 1 | 2 | 11 | 2.8 | |
| Wright | 8 | 0 | 85 | 9 | 25 | .360 | 1 | 4 | .250 | 1 | 3 | .333 | 3 | 7 | 10 | 5 | 12 | 0 | 6 | 6 | 2 | 20 | 2.5 | |
| Harris | 6 | 0 | 31 | 4 | 10 | .400 | 1 | 1 | 1.000 | 0 | 0 | --- | 1 | 6 | 7 | 1 | 1 | 0 | 1 | 0 | 0 | 9 | 1.5 | |
| TEAM | 8 | - | 1600 | 254 | 545 | .466 | 33 | 89 | .371 | 145 | 186 | .780 | 91 | 217 | 308 | 140 | 147 | 1 | 53 | 110 | 40 | 686 | 85.8 | |
| OPPONENTS | 8 | - | 1600 | 225 | 561 | .401 | 46 | 136 | .338 | 109 | 145 | .752 | 68 | 176 | 244 | 127 | 150 | 1 | 65 | 95 | 31 | 605 | 75.6 | |



2011 WNBA FINALS VS. ATLANTA

Third round: Minnesota wins series, 3-0



GAME ONE at Target Center - Sunday, October 2

Minnesota 88, Atlanta 74

Rebekkah Brunson tallied 26 points and 11 rebounds, and the Lynx withstood a 33-point barrage from Angel McCoughtry to notch an 88-74 victory in Sunday night's WNBA Finals opener at Target Center. Iziane Castro Marques and Lindsey Harding helped stake the Dream to an 18-14 lead after one quarter, and Alison Bales extended that to 29-17 with 6:22 left in the second. However, Seimone Augustus had seven points during a 9-2 rally that helped Minnesota narrow the gap to 39-36 by halftime, and Maya Moore's layup knotted the score at 42-42 early in the third period. McCoughtry scored the game's next seven points, only to see Brunson key a 9-0 counter. Lindsay Whalen opened the fourth with a three-point play, and the Lynx held Atlanta scoreless until Courtney Paris' layup at the 5:26 mark ended the game-turning 15-0 blitz. Augustus gave Minnesota its biggest lead at 77-64 with 5:09 to play and the Dream could get no closer than nine down the stretch. Augustus finished with 22 points and seven assists for the Lynx, with Whalen adding 15 points and six assists, and McWilliams-Franklin snaring 10 rebounds. Harding collected 20 points and five assists for Atlanta.

Attendance – 15,258 Time – 2:03

| | 1 | 2 | Final | High Scorer | High Rebounds | High Assists |
|-----------|----|----|-------|----------------|---------------|--------------|
| Atlanta | 39 | 35 | 74 | McCoughtry, 33 | Bales, 9 | Harding, 5 |
| Minnesota | 36 | 52 | 88 | Brunson, 26 | Brunson, 11 | Augustus, 7 |

GAME TWO at Target Center - Wednesday, October 5

Minnesota 101, Atlanta 95

Seimone Augustus scored 15 of her 36 points in the fourth quarter to help the Lynx overcome a 10-point deficit and slip past Atlanta, 101-95, on Wednesday night at Target Center. Lindsey Harding capped a 13-2 uprising to give the Dream a 32-22 lead early in the second, but Minnesota pulled even when Augustus' three-point play made it 36-36 at the 6:12 mark. Angel McCoughtry's 3-pointer as time expired topped off a 24-point half and rebuilt Atlanta's lead to 58-50. Minnesota held the Dream to 25 percent shooting in the third but could only shave three points off the deficit, heading into the fourth trailing 74-69. Amber Harris' trey put the Lynx on top with 6:55 remaining, but Sancho Lyttle's three-point play punctuated a 7-0 burst that left Atlanta in front 85-81 two minutes later. However, Augustus scored 10 points in the game-deciding 16-2 run, and Jessica Adair pushed the Lynx into triple digits in the closing seconds. Augustus pulled in eight rebounds while Adair and Lindsay Whalen scored 13 points apiece for Minnesota. The Dream were led by McCoughtry's 38 points, with Harding contributing 16 points and seven assists, and Érika de Souza hauling down 10 rebounds.

Attendance – 15,124 Time – 2:25

| | 1 | 2 | Final | High Scorer | High Rebounds | High Assists |
|-----------|----|----|-------|----------------|---------------|--------------|
| Atlanta | 58 | 37 | 95 | McCoughtry, 38 | de Souza, 10 | Harding, 7 |
| Minnesota | 50 | 51 | 101 | Augustus, 36 | Augustus, 8 | Whalen, 4 |

GAME THREE at Philips Arena - Friday, October 7

Minnesota 73, Atlanta 67

Seimone Augustus tallied 16 points, Maya Moore added 15 and the Lynx held Atlanta to 35 percent shooting to complete the sweep and claim their first WNBA championship with a 73-67 victory on Oct. 7 at Philips Arena. Érika de Souza collected eight points and seven rebounds to stake the Dream to a 20-17 lead after one period, but Moore and Candice Wiggins hit back-to-back 3-pointers to spark a 10-0 Minnesota rally early in the second. However, Atlanta forced nine Lynx turnovers in the quarter and reclaimed a 37-33 lead by halftime. Moore put Minnesota ahead to stay midway through the third period and Rebekkah Brunson beat the buzzer to give the Lynx a 52-45 cushion entering the fourth. The margin grew to eight following a Moore trey with 2:10 left, but two Armintie Price steals sparked a Dream comeback, with Iziane Castro Marques cashing in from long range to pull Atlanta to within 64-63. Minnesota held on by sinking nine free throws down the stretch, including four by Taj McWilliams-Franklin. Brunson totaled 13 points and nine rebounds for the Lynx, while Atlanta was led by Angel McCoughtry's 22 points and an 11-point, 15-rebound effort from de Souza.

Attendance – 11,543 Time – 2:13

| | 1 | 2 | Final | High Scorer | High Rebounds | High Assists |
|-----------|----|----|-------|----------------|---------------|------------------------|
| Minnesota | 33 | 40 | 73 | Augustus, 16 | Brunson, 9 | Augustus/McWilliams, 4 |
| Atlanta | 37 | 30 | 67 | McCoughtry, 22 | de Souza, 15 | Harding, 7 |



2011 WNBA FINALS VS. ATLANTA



PLAYER STATISTICS VS. ATLANTA: 3-0

| PLAYER | G | GS | MIN | Field Goals | | | 3-Point FG | | | Free Throws | | | Rebounds | | DEF | TOT | AST | PF | DQ | STL | TO | BLK | PTS | AVG |
|---------------------|----------|----|------------|-------------|------------|-------------|------------|-----------|-------------|-------------|-----------|-------------|-----------|-----------|------------|-----------|-----------|----------|-----------|-----------|-----------|------------|-------------|-----|
| | | | | FG | FGA | PCT | FG | FGA | PCT | FT | FTA | PCT | OFF | | | | | | | | | | | |
| Augustus | 3 | 3 | 105 | 27 | 46 | .587 | 3 | 4 | .750 | 17 | 20 | .850 | 1 | 16 | 17 | 14 | 6 | 0 | 1 | 6 | 2 | 74 | 24.7 | |
| Brunson | 3 | 3 | 100 | 18 | 34 | .529 | 0 | 0 | --- | 12 | 15 | .800 | 7 | 18 | 25 | 7 | 8 | 0 | 3 | 8 | 3 | 48 | 16.0 | |
| Whalen | 3 | 3 | 101 | 13 | 31 | .419 | 0 | 2 | .000 | 9 | 11 | .818 | 4 | 4 | 8 | 11 | 10 | 0 | 3 | 8 | 2 | 35 | 11.7 | |
| Moore | 3 | 3 | 79 | 11 | 24 | .458 | 3 | 11 | .273 | 9 | 12 | .750 | 5 | 12 | 17 | 4 | 11 | 0 | 3 | 6 | 2 | 34 | 11.3 | |
| McWilliams-Franklin | 3 | 3 | 89 | 8 | 25 | .320 | 0 | 1 | .000 | 9 | 10 | .900 | 3 | 16 | 19 | 9 | 5 | 0 | 4 | 7 | 5 | 25 | 8.3 | |
| Adair | 3 | 0 | 39 | 5 | 10 | .500 | 0 | 0 | --- | 12 | 15 | .800 | 3 | 8 | 11 | 0 | 6 | 0 | 1 | 3 | 3 | 22 | 7.3 | |
| Wiggins | 3 | 0 | 46 | 3 | 13 | .231 | 3 | 9 | .333 | 2 | 4 | .500 | 1 | 7 | 8 | 4 | 5 | 0 | 1 | 3 | 1 | 11 | 3.7 | |
| Wright | 3 | 0 | 31 | 4 | 11 | .364 | 0 | 1 | .000 | 0 | 1 | .000 | 0 | 2 | 2 | 3 | 6 | 0 | 1 | 1 | 1 | 8 | 2.7 | |
| Harris | 2 | 0 | 9 | 2 | 3 | .667 | 1 | 1 | 1.000 | 0 | 0 | --- | 1 | 2 | 3 | 0 | 0 | 0 | 0 | 0 | 0 | 5 | 2.5 | |
| LYNX | 3 | | 600 | 91 | 197 | .462 | 10 | 29 | .345 | 70 | 88 | .795 | 25 | 85 | 110 | 52 | 57 | 0 | 17 | 42 | 19 | 262 | 87.3 | |
| DREAM | 3 | | 600 | 89 | 229 | .389 | 12 | 33 | .364 | 46 | 64 | .719 | 30 | 67 | 97 | 42 | 66 | 1 | 26 | 29 | 11 | 236 | 78.7 | |



2011 CONFERENCE FINALS VS. PHOENIX

Second round: Minnesota wins series, 2-0



GAME ONE at Target Center - Thursday, September 22

Minnesota 95, Phoenix 67

Seimone Augustus collected 21 points and seven assists as the Lynx opened the Western Conference Finals with a 95-67 victory over Phoenix on Thursday night at Target Center. Augustus' jumper capped a 15-3 start for Minnesota, and the lead grew to 28-11 after one quarter behind 13 points from Maya Moore. The Mercury rallied to within seven on a Marie Ferdinand-Harris 3-pointer with 2:15 to play before halftime, but Rebekkah Brunson's last-second basket rebuilt Minnesota's advantage to 47-36. Diana Taurasi scored the first five points of the third quarter and Phoenix remained with eight following Ferdinand-Harris' three-point play midway through the period. However, the Lynx closed with a 16-5 flurry, including a pair of Candice Wiggins treys, to take a 19-point lead into the fourth. The Mercury could get no closer after that, and Monica Wright's jumper pushed the lead to 30 in the closing moments. Moore finished with 15 points, Wiggins and Taj McWilliams-Franklin chipped in 14 apiece, and Brunson registered 13 points and 13 rebounds for Minnesota. Taurasi's 22 points led the Mercury, while DeWanna Bonner had 11 points, eight boards and three blocks.

Attendance – 8,912 Time – 2:01

| | 1 | 2 | Final | High Scorer | High Rebounds | High Assists |
|-----------|----|----|-------|--------------|---------------|--------------|
| Minnesota | 47 | 48 | 95 | Augustus, 21 | Brunson, 13 | Augustus, 7 |
| Phoenix | 36 | 31 | 67 | Taurasi, 22 | Bonner, 8 | Johnson, 4 |

GAME TWO at US Airways Arena - Sunday, September 25

Minnesota 103, Phoenix 86

Taj McWilliams-Franklin contributed 21 points and seven assists, and Maya Moore scored 16 of her 21 points in the 2nd half as the Lynx pulled away from Phoenix, 103-86, on Sunday afternoon at US Airways Center to sweep its best-of-three Western Conference Finals series. Trailing 24-20 after one quarter, the Mercury opened the second with a 9-1 burst and took their biggest lead when Diana Taurasi made it 45-39. However, a pair of Lindsay Whalen jumpers drew Minnesota within two at intermission, and the Lynx went ahead to stay at 60-59 on Rebekkah Brunson's layup with 3:33 to play in the third period. The margin grew to five entering the fourth, and Jessica Adair capped a 7-0 uprising that made it 77-67 at the 6:49 mark. Treys by Temeka Johnson and Penny Taylor helped Phoenix stay within eight, until Moore converted a four-point play with 3:48 left to ignite a run of eight unanswered points that put the game out of reach. Whalen finished with 18 points and seven rebounds, and Seimone Augustus tallied 16 points for the Lynx. Taurasi and DeWanna Bonner scored 22 points apiece for the Mercury, while Candice Dupree chipped in 18 points and 11 boards.

Attendance – 8,617 Time – 1:55

| | 1 | 2 | Final | High Scorer | High Rebounds | High Assists |
|-----------|----|----|-------|----------------------|---------------|------------------------|
| Minnesota | 43 | 60 | 103 | McWilliams/Moore, 21 | Brunson, 9 | McWilliams-Franklin, 7 |
| Phoenix | 45 | 41 | 86 | Bonner/Taurasi, 22 | Dupree, 11 | Johnson, 6 |

PLAYER STATISTICS VS. PHOENIX: 2-0

| PLAYER | G | GS | MIN | Field Goals | | | 3-Point FG | | | Free Throws | | | Rebounds | | | | | | | PTS | AVG | | |
|------------------|----------|----------|------------|-------------|------------|-------------|------------|-----------|-------------|-------------|-----------|-------------|-----------|-----------|-----------|-----------|-----------|----------|-----------|-----------|----------|------------|-------------|
| | | | | FG | FGA | PCT | FG | FGA | PCT | FT | FTA | PCT | OFF | DEF | TOT | AST | PF | DQ | STL | | | TO | BLK |
| Augustus | 2 | 2 | 62 | 14 | 30 | .467 | 0 | 3 | .000 | 9 | 10 | .900 | 0 | 5 | 5 | 8 | 1 | 0 | 3 | 1 | 1 | 37 | 18.5 |
| Moore | 2 | 2 | 59 | 12 | 21 | .571 | 8 | 11 | .727 | 4 | 6 | .667 | 5 | 9 | 14 | 6 | 5 | 0 | 3 | 3 | 1 | 36 | 18.0 |
| McWilliams-Frank | 2 | 2 | 66 | 12 | 22 | .545 | 0 | 0 | --- | 11 | 12 | .917 | 6 | 3 | 9 | 11 | 5 | 0 | 0 | 3 | 1 | 35 | 17.5 |
| Brunson | 2 | 2 | 57 | 11 | 18 | .611 | 0 | 0 | --- | 3 | 3 | 1.000 | 6 | 16 | 22 | 3 | 6 | 0 | 2 | 2 | 2 | 25 | 12.5 |
| Whalen | 2 | 2 | 61 | 9 | 19 | .474 | 1 | 2 | .500 | 3 | 4 | .750 | 0 | 10 | 10 | 8 | 7 | 0 | 1 | 5 | 0 | 22 | 11.0 |
| Wiggins | 2 | 0 | 43 | 6 | 11 | .545 | 5 | 10 | .500 | 2 | 2 | 1.000 | 0 | 3 | 3 | 3 | 1 | 0 | 0 | 2 | 0 | 19 | 9.5 |
| Adair | 2 | 0 | 21 | 6 | 10 | .600 | 0 | 0 | --- | 2 | 6 | .333 | 5 | 3 | 8 | 0 | 5 | 0 | 2 | 4 | 0 | 14 | 7.0 |
| Houston | 1 | 0 | 9 | 2 | 5 | .400 | 0 | 1 | .000 | 0 | 0 | --- | 0 | 2 | 2 | 1 | 2 | 0 | 0 | 0 | 1 | 4 | 4.0 |
| Harris | 1 | 0 | 4 | 1 | 2 | .500 | 0 | 0 | --- | 0 | 0 | --- | 0 | 3 | 3 | 0 | 0 | 0 | 1 | 0 | 0 | 2 | 2.0 |
| Hornbuckle | 1 | 0 | 4 | 1 | 1 | 1.000 | 0 | 0 | --- | 0 | 0 | --- | 0 | 0 | 0 | 3 | 0 | 0 | 0 | 0 | 2 | 2 | 2.0 |
| Wright | 2 | 0 | 14 | 1 | 5 | .200 | 0 | 1 | .000 | 0 | 0 | --- | 1 | 2 | 3 | 0 | 2 | 0 | 0 | 2 | 1 | 2 | 1.0 |
| LYNX | 2 | - | 400 | 75 | 144 | .521 | 14 | 28 | .500 | 34 | 43 | .791 | 23 | 56 | 79 | 43 | 34 | 0 | 12 | 23 | 9 | 198 | 99.0 |
| MERCURY | 2 | - | 400 | 58 | 146 | .397 | 11 | 40 | .275 | 26 | 33 | .788 | 20 | 43 | 63 | 30 | 38 | 0 | 12 | 25 | 7 | 153 | 76.5 |



2011 CONFERENCE SEMI-FINALS VS. SAN ANTONIO

First round: Minnesota wins series, 2-1



GAME ONE at Target Center - Friday, September 16

Minnesota 66, San Antonio 65

Lindsay Whalen tallied 20 points, five rebounds and five assists, and came up with the game-saving steal as the Lynx held off San Antonio for a 66-65 series-opening victory on Friday night at Target Center. The Silver Stars broke on top 14-6 following Danielle Robinson's jumper with 3:32 left in the first quarter. Minnesota took its first lead of the contest when a Seimone Augustus 3-pointer made it 26-25 midway through the second, but Jia Perkins keyed a 7-0 burst that pushed San Antonio in front 35-32 at halftime. The third period ended with the Lynx on top 53-51 courtesy of a late jumper by Augustus. Maya Moore stretched the lead to five with 5:23 remaining, but Danielle Adams' three-point play knotted the score at 62-62 and Becky Hammon's fast break 3-pointer gave the Silver Stars a 65-64 lead with 1:10 to play. Augustus answered on Minnesota's next possession, and the Lynx withstood four missed free throws before Whalen deflected a San Antonio inbound pass to Maya Moore as time expired. Augustus scored 19 points and Rebekkah Brunson grabbed 14 rebounds for Minnesota, while the Silver Stars received 16 points apiece from Hammon and Adams.

Attendance – 11,891 Time – 1:50

| | 1 | 2 | Final | High Scorer | High Rebounds | High Assists |
|-------------|----|----|-------|------------------|---------------|--------------|
| San Antonio | 35 | 30 | 65 | Adams/Hammon, 16 | Young, 9 | Young, 6 |
| Minnesota | 32 | 34 | 66 | Whalen, 20 | Brunson, 14 | Whalen, 5 |

GAME TWO at AT&T Center - Sunday, September 18

San Antonio 84, Minnesota 75

Jia Perkins scored 24 points and Sophia Young tallied 17 of her 23 points in the second half as San Antonio evened its best-of-three series with the Lynx by notching an 84-75 victory on Sunday afternoon at the AT&T Center. The Silver Stars never trailed, grabbing an 18-14 lead after one quarter behind Perkins' eight points. After Maya Moore tied it at 20-20 early in the second, Perkins ignited an 11-0 San Antonio surge. Lindsay Whalen and Seimone Augustus combined to score Minnesota's next 16 points and help narrow the halftime deficit to 40-37, but after Augustus' jumper began the third-quarter scoring, the Silver Stars reeled off 13 unanswered points and took their biggest lead of the contest when Young made it 57-41 at the 4:44 mark. Trailing by 14 entering the fourth period, the Lynx used a 9-2 spurt to pull within 68-59 on Taj McWilliams-Franklin's basket with 7:17 left. However, Young countered to halt the rally, and Minnesota could get no closer until the final moments. Becky Hammon netted 18 points and six assists for San Antonio. Augustus' 24 points topped the Lynx, while Moore added 16 and Whalen 15, and Rebekkah Brunson pulled down 16 rebounds.

Attendance – 7,023 Time – 2:05

| | 1 | 2 | Final | High Scorer | High Rebounds | High Assists |
|-------------|----|----|-------|--------------|------------------|--------------|
| Minnesota | 37 | 38 | 75 | Augustus, 24 | Brunson, 16 | Whalen, 3 |
| San Antonio | 40 | 44 | 84 | Perkins, 24 | Adams/Perkins, 6 | Hammon, 6 |

GAME THREE at Target Center - Tuesday, September 20

Minnesota 85, San Antonio 67

Seimone Augustus totaled 22 points and eight rebounds, and the Lynx used a 17-0 second-quarter uprising to roll past San Antonio, 85-67, on Tuesday night at Target Center. Minnesota spotted the Silver Stars a 12-4 start before Taj McWilliams-Franklin and Rebekkah Brunson fueled a 10-0 response. Tully Bevilacqua's 3-pointer opened the second quarter to put San Antonio on top 22-18, but a long-range strike from Maya Moore reclaimed the lead as Minnesota held the Silver Stars scoreless for over four minutes and Augustus' steal and layup capped the barrage to make it 35-22. San Antonio closed to within 44-36 at the half but couldn't whittle the margin further in the third quarter as Augustus and Brunson teamed up to score 15 points. Consecutive baskets from Monica Wright and McWilliams-Franklin bumped the Lynx' advantage to 71-56 early in the fourth period, and the margin remained in double figures the rest of the way. McWilliams-Franklin finished with 16 points and Brunson added 15 with nine rebounds for Minnesota, which won a playoff series for the first time in franchise history. Sophia Young led the Silver Stars with 17 points and Becky Hammon added 15.

Attendance – 8,734 Time – 1:57

| | 1 | 2 | Final | High Scorer | High Rebounds | High Assists |
|-------------|----|----|-------|--------------|---------------|--------------|
| San Antonio | 36 | 31 | 67 | Young, 17 | Riley, 6 | Hammon, 5 |
| Minnesota | 44 | 41 | 85 | Augustus, 22 | Brunson, 9 | 3 Tied, 4 |



2011 CONFERENCE SEMI-FINALS VS. SAN ANTONIO



PLAYER STATISTICS VS. SAN ANTONIO: 2-1

| PLAYER | G | GS | MIN | Field Goals | | | 3-Point FG | | | Free Throws | | | Rebounds | | | DEF | TOT | AST | PF | DQ | STL | TO | BLK | PTS | AVG |
|---------------------|----------|----------|------------|-------------|------------|-------------|------------|-----------|-------------|-------------|-----------|-------------|-----------|-----------|------------|-----------|-----------|----------|-----------|-----------|-----------|------------|-------------|-----|-----|
| | | | | FG | FGA | PCT | FG | FGA | PCT | FT | FTA | PCT | OFF | DEF | TOT | | | | | | | | | | |
| Augustus | 3 | 3 | 98 | 28 | 55 | .509 | 4 | 9 | .444 | 5 | 5 | 1.000 | 3 | 11 | 14 | 8 | 5 | 0 | 3 | 6 | 2 | 65 | 21.7 | | |
| Moore | 3 | 3 | 84 | 15 | 38 | .395 | 3 | 13 | .231 | 7 | 11 | .636 | 9 | 7 | 16 | 8 | 10 | 1 | 2 | 6 | 2 | 40 | 13.3 | | |
| Whalen | 3 | 3 | 95 | 16 | 32 | .500 | 1 | 3 | .333 | 6 | 7 | .857 | 4 | 7 | 11 | 11 | 6 | 0 | 8 | 7 | 2 | 39 | 13.0 | | |
| McWilliams-Franklin | 3 | 3 | 87 | 10 | 19 | .526 | 0 | 0 | --- | 5 | 8 | .625 | 1 | 13 | 14 | 6 | 12 | 0 | 0 | 8 | 4 | 25 | 8.3 | | |
| Brunson | 3 | 3 | 87 | 6 | 22 | .273 | 0 | 0 | --- | 10 | 14 | .714 | 14 | 25 | 39 | 2 | 6 | 0 | 2 | 3 | 0 | 22 | 7.3 | | |
| Adair | 3 | 0 | 38 | 4 | 12 | .333 | 0 | 0 | --- | 2 | 3 | .667 | 5 | 5 | 10 | 2 | 5 | 0 | 2 | 5 | 2 | 10 | 3.3 | | |
| Wright | 3 | 0 | 40 | 4 | 9 | .444 | 1 | 2 | .500 | 1 | 2 | .500 | 2 | 3 | 5 | 2 | 4 | 0 | 5 | 3 | 0 | 1 | 3.3 | | |
| Hornbuckle | 3 | 0 | 11 | 2 | 4 | .500 | 0 | 1 | .000 | 5 | 5 | 1.000 | 3 | 2 | 5 | 2 | 1 | 0 | 0 | 1 | 0 | 9 | 3.0 | | |
| Houston | 1 | 0 | 3 | 1 | 3 | .333 | 0 | 0 | --- | 0 | 0 | --- | 2 | 0 | 2 | 0 | 0 | 0 | 1 | 0 | 0 | 2 | 2.0 | | |
| Harris | 3 | 0 | 19 | 1 | 5 | .200 | 0 | 0 | --- | 0 | 0 | --- | 0 | 1 | 1 | 1 | 1 | 0 | 0 | 0 | 0 | 2 | 0.7 | | |
| Wiggins | 3 | 0 | 39 | 1 | 5 | .200 | 0 | 4 | .000 | 0 | 0 | --- | 0 | 2 | 2 | 3 | 6 | 0 | 1 | 4 | 0 | 2 | 0.7 | | |
| LYNX | 3 | - | 600 | 88 | 204 | .431 | 9 | 32 | .281 | 41 | 55 | .745 | 43 | 76 | 119 | 45 | 56 | 1 | 24 | 45 | 12 | 226 | 75.3 | | |
| SILVER STARS | 3 | - | 600 | 78 | 186 | .419 | 23 | 63 | .365 | 37 | 48 | .771 | 18 | 66 | 84 | 55 | 46 | 0 | 27 | 41 | 13 | 216 | 72.0 | | |



2004 PLAYOFFS VS. SEATTLE

First round: Seattle wins series, 2-0



GAME ONE at Target Center - Saturday, September 25

Seattle 70, Minnesota 58

Lauren Jackson and Sheri Sam combined to score 23 of their 25 points in the second half as Seattle handed the Lynx a 70-58 defeat in Game 1 of their WNBA Playoff series on Sept. 25 at Target Center. The Storm held Minnesota without a basket for the opening five minutes to grab an eight-point lead. Trailing 15-7 midway through the first half, the Lynx rattled off 13 unanswered points over a four-minute stretch. Amanda Lassiter fueled the outburst with three 3-pointers, but after Tamika Williams' layup made it 22-16, Seattle responded with a 12-0 run of its own. Minnesota committed turnovers on seven consecutive possessions, helping the Storm build a 32-24 halftime lead. Two Svetlana Abrosimova baskets cut Seattle's lead to four early in the second half, and the Lynx were within 40-35 before Jackson erupted for 10 points in a span of 3:30 that doubled the Storm's lead to 54-44. After Nicole Ohlde cut the lead to six, Seattle used an 11-4 spurt to grab its biggest lead of the night at 65-52 with 5:40 to play. Tully Bevilacqua's trey capped the run, and Minnesota could get no closer than nine the rest of the way as the Storm picked up the first playoff victory in franchise history. Jackson finished with 14 points, while Sam tallied 11 points, a playoff-career-high 10 rebounds and seven assists. Ohlde's 17 points and six assists led the Lynx, with Williams adding 16 points and eight rebounds, and Lassiter scoring nine points.

Attendance – 4,227 Time – 1:51

| | 1 | 2 | Final | High Scorer | High Rebounds | High Assists |
|-----------|----|----|-------|-------------|---------------|--------------|
| Seattle | 32 | 38 | 70 | Jackson 14 | Sam 10 | Sam 7 |
| Minnesota | 24 | 34 | 58 | Ohlde 17 | Williams 8 | Ohlde 6 |

GAME TWO at Key Arena - Monday, September 27

Seattle 64, Minnesota 54

Lauren Jackson scored 18 points and Seattle advanced to the Western Conference finals with a 64-54 victory over the Lynx on Sept. 27, sweeping the best-of-three series. Nicole Ohlde's three-point play triggered a 7-0 spurt that gave Minnesota a 13-10 lead midway through the first half. The Storm, having lost Sue Bird earlier in the contest due to a broken nose, battled back in front when Alicia Thompson converted a three-point play at the 10:16 mark. The Lynx then used a pair of Stacey Lovelace-Tolbert jumpers to reclaim a four-point margin, but after Vanessa Hayden's layup put Minnesota in front 22-19, Seattle held the Lynx without a basket for more than five minutes and Jackson's basket helped the Storm build a 28-27 halftime edge. Down five early in the second half, Minnesota got nine points from Svetlana Abrosimova in a four-minute stretch to jump ahead 45-41. Seattle rallied to tie before Amber Jacobs struck from 3-point distance for a 48-45 Lynx lead with 9:47 to play, but Minnesota endured a seven-minute drought without a field goal as the Storm took control with a 14-1 run. A Janell Burse layup capped the uprising, which left Seattle ahead 59-49 with 2:51 to play. Abrosimova finally ended the scoring lull, but the Lynx did not threaten down the stretch in suffering their second straight first-round playoff ouster. Abrosimova led Minnesota with 14 points while Ohlde added 11 and Tamika Williams grabbed nine rebounds.

Attendance – 7,261 Time – 2:01

| | 1 | 2 | Final | High Scorer | High Rebounds | High Assists |
|-----------|----|----|-------|---------------|---------------|--------------|
| Minnesota | 27 | 27 | 54 | Abrosimova 14 | Williams 9 | Williams 4 |
| Seattle | 28 | 36 | 64 | Jackson 18 | Lennox 7 | Sam 5 |

PLAYER STATISTICS VS. SEATTLE: 0 - 2

| PLAYER | G | GS | MIN | Field Goals | | 3-Point FG | | Free Throws | | | Rebounds | | | AST | PFDQ | STL | TO | BLK | PTS | AVG |
|------------------|----------|----------|------------|---------------|-------------|-------------|-------------|--------------|-------------|-----------|-----------|-----------|-----------|-------------|-----------|-----------|-----------|------------|-------------|-----|
| | | | | FGA | PCT | FGA | PCT | FTA | PCT | DEF | TOT | | | | | | | | | |
| Ohlde | 2 | 2 | 74 | 11-23 | .478 | 0-0 | --- | 6-10 | .600 | 4 | 6 | 10 | 9 | 5-0 | 1 | 6 | 0 | 28 | 14.0 | |
| Williams | 2 | 2 | 72 | 10-16 | .625 | 0-2 | .000 | 4-4 | 1.00 | 5 | 12 | 17 | 6 | 4-0 | 1 | 1 | 0 | 24 | 12.0 | |
| Abrosimova | 2 | 2 | 67 | 8-23 | .348 | 2-8 | .250 | 2-4 | .500 | 3 | 6 | 9 | 3 | 7-0 | 1 | 3 | 2 | 20 | 10.0 | |
| Lassiter | 2 | 0 | 30 | 3-7 | .429 | 3-6 | .500 | 0-0 | --- | 0 | 4 | 4 | 1 | 5-0 | 2 | 4 | 3 | 9 | 4.5 | |
| Jacobs | 2 | 0 | 36 | 3-5 | .600 | 1-2 | .500 | 1-2 | .500 | 0 | 1 | 1 | 2 | 0-0 | 0 | 4 | 0 | 8 | 4.0 | |
| Darling | 2 | 2 | 44 | 2-9 | .222 | 2-3 | .667 | 1-2 | .500 | 2 | 1 | 3 | 3 | 4-0 | 3 | 11 | 0 | 7 | 3.5 | |
| Edwards | 2 | 2 | 43 | 1-6 | .167 | 1-5 | .200 | 3-4 | .750 | 1 | 4 | 5 | 2 | 5-0 | 3 | 4 | 1 | 6 | 3.0 | |
| Lovelace-Tolbert | 2 | 0 | 17 | 2-4 | .500 | 0-1 | .000 | 2-4 | .500 | 1 | 2 | 3 | 1 | 0-0 | 0 | 1 | 1 | 6 | 3.0 | |
| Hayden | 2 | 0 | 16 | 2-7 | .286 | 0-0 | --- | 0-0 | --- | 0 | 2 | 2 | 0 | 2-0 | 0 | 3 | 1 | 4 | 2.0 | |
| Butts | 1 | 0 | 1 | 0-0 | --- | 0-0 | --- | 0-0 | --- | 0 | 0 | 0 | 0 | 1-0 | 0 | 2 | 0 | 0 | 0.0 | |
| Lynx | 2 | - | 400 | 42-100 | .420 | 9-27 | .333 | 19-30 | .633 | 16 | 38 | 54 | 27 | 33-0 | 11 | 40 | 8 | 112 | 56.0 | |
| Storm | 2 | - | 400 | 55-125 | .440 | 7-20 | .350 | 17-25 | .680 | 20 | 41 | 61 | 40 | 34-0 | 24 | 27 | 10 | 134 | 67.0 | |



2003 PLAYOFFS VS. LOS ANGELES

First round: Los Angeles wins series, 2-1



GAME ONE at Target Center - Thursday, August 28

Minnesota 74, Los Angeles 72

Tamika Williams' steal and layup with 7.4 seconds remaining capped a monumental comeback as the Lynx handed Los Angeles a 74-72 setback in Game 1 of the best-of-three WNBA Playoff series on Aug. 28 at Target Center. The Sparks stormed out to a 17-6 lead less than five minutes into the contest, hitting eight of their first nine shots. Lisa Leslie poured in 17 points in the first half, which ended with Los Angeles on top 49-32 after Tamecka Dixon's three-pointer in the closing seconds. A jumper by Dixon gave the Sparks a 21-point advantage early in the second half, but Katie Smith ignited a 9-0 burst that sliced Minnesota's deficit to 53-41. Trailing by 10 with under nine minutes remaining, the Lynx outscored Los Angeles 13-2 to take their first lead of the night at 62-61 on a Williams layup. Leslie answered with a three-point play to reclaim the lead for L.A., but Teresa Edwards put Minnesota back in front 69-68 with a three-pointer at the 2:42 mark. Baskets by Mwadi Mabika and Leslie gave the Sparks a three-point edge in the final minute, setting the stage for a game-tying Smith trey that made it 72-72 with 24.4 seconds left. Williams then stole Mabika's inbound pass and drove for the go-ahead score. Edwards and Janell Burse combined to knock the ball loose from Mabika as time expired. Leslie finished with 24 points and Dixon added 18 for Los Angeles, which lost Nikki Teasley to injury midway through the first half. Smith's 23 points topped the Lynx in their first-ever playoff game, while Williams chipped in 16 points and Edwards handed out nine assists. Minnesota set a WNBA playoff record for largest comeback after trailing by as many as 21 points.

Attendance – 3,622 Time – 2:01

| | 1 | 2 | Final | High Scorer | High Rebounds | High Assists |
|-------------|----|----|-------|-------------|------------------|--------------|
| Los Angeles | 49 | 23 | 72 | Leslie 24 | Leslie/Milton 7 | Dixon 5 |
| Minnesota | 32 | 42 | 74 | Smith 23 | Burse/Williams 6 | Edwards 9 |

GAME TWO at STAPLES Center - Saturday, August 30

Los Angeles 80, Minnesota 69

Lisa Leslie had 20 points and nine rebounds as Los Angeles squared its first-round series by downing the Lynx, 80-69, on Aug. 30 at STAPLES Center. Janell Burse's three-point play gave Minnesota its only lead of the night at 5-3, before Mwadi Mabika sank a three-pointer to put the Sparks on top. Leslie's jumper capped a 10-0 surge that stretched L.A.'s lead to 13 midway through the first half. Trailing 30-15, the Lynx used a 9-2 spurt to close within eight on a Svetlana Abrosimova trey. The half ended with Los Angeles in front 36-26, taking advantage of 15 Minnesota turnovers for 16 points. The Sparks reeled off 10 unanswered points — four each by Leslie and Mabika — to open up the biggest lead of the night at 54-32 with 13:17 remaining. Minnesota battled back to within 73-65 when Teresa Edwards connected from long distance at the 3:05 mark, but the Lynx misfired on a pair of three-point attempts that would have sliced the deficit to five. Leslie answered on L.A.'s next possession, and the Sparks sank five consecutive free throws to seal the win. All five Los Angeles starters reached double figures, with DeLisha Milton and Tamecka Dixon tallying 17 points apiece and Milton grabbing 10 rebounds. Katie Smith's 18 points topped Minnesota, while Tamika Williams added 17 points and seven boards.

Attendance – 8,128 Time – 2:10

| | 1 | 2 | Final | High Scorer | High Rebounds | High Assist |
|-------------|----|----|-------|-------------|---------------|---------------------|
| Minnesota | 26 | 43 | 69 | Smith 18 | Williams 7 | Harrower/Williams 3 |
| Los Angeles | 36 | 44 | 80 | Leslie 20 | Milton 10 | Teasley 8 |

GAME THREE at STAPLES Center - Monday, September 1

Los Angeles 74, Minnesota 64

Lisa Leslie tallied 22 points and five blocks, and all five Los Angeles starters reached double figures in the series-clinching 74-64 win over the Lynx at STAPLES Center. Leslie scored the final two baskets of a 12-2 surge that gave the Sparks a 28-15 lead with 6:06 left in the first half. Minnesota chipped away with a pair of Katie Smith baskets sandwiched around Teresa Edwards' three-pointer to close within seven, but L.A. outscored the Lynx 6-1 down the stretch to take a 38-26 lead at intermission. DeLisha Milton had 12 first-half points to top the Sparks, who shot 50 percent from the floor while holding Minnesota to 32 percent. A three-point play by Leslie in the second half's opening minute gave Los Angeles its biggest lead of the night at 43-28. The Lynx rallied to within eight on a three-point play by Smith with 8:01 remaining, and Kristi Harrower's trey with 6:10 to play narrowed the deficit to 62-55. However, Mwadi Mabika answered on the Sparks' next possession and Leslie followed with a layup to push the margin back to 11, spoiling the second-half effort of Minnesota's Tamika Williams, who scored all 17 of her team-high points after intermission. Smith chipped in 11 points for the Lynx, while Edwards netted eight points and eight assists. Sheri Sam had seven points, eight rebounds and five steals. Tamecka Dixon scored 14 points for Los Angeles, with Milton and Nikki Teasley adding 13 apiece. Teasley also registered eight assists.

Attendance – 6,920 Time – 2:03

| | 1 | 2 | Final | High Scorer | High Rebounds | High Assists |
|-------------|----|----|-------|-------------|-----------------|--------------|
| Minnesota | 26 | 38 | 64 | Williams 17 | Williams 9 | Edwards 8 |
| Los Angeles | 38 | 36 | 74 | Leslie 22 | Leslie/Mabika 7 | Teasley 8 |



2003 PLAYOFFS VS. LOS ANGELES



STATISTICS VS. LOS ANGELES: 1-2

| PLAYER | G | GS | MIN | Field Goals | | | 3-Point FG | | | Free Throws | | | Rebounds | | | | | | | | | | PTS | AVG |
|---------------|----------|----------|------------|-------------|------------|-------------|------------|-----------|-------------|-------------|-----------|-------------|-----------|-----------|-----------|-----------|-----------|----------|-----------|-----------|-----------|------------|-------------|-----|
| | | | | FG | FGA | PCT | FG | FGA | PCT | FT | FTA | PCT | OFF | DEF | TOT | AST | PF | DQ | STL | TO | BLK | | | |
| Smith | 3 | 3 | 120 | 18 | 42 | .429 | 5 | 14 | .357 | 11 | 12 | .917 | 3 | 10 | 13 | 9 | 11 | 0 | 1 | 8 | 0 | 52 | 17.3 | |
| Williams | 3 | 3 | 116 | 17 | 28 | .607 | 0 | 0 | --- | 16 | 24 | .667 | 12 | 10 | 22 | 3 | 5 | 0 | 7 | 4 | 1 | 50 | 16.7 | |
| Sam | 3 | 0 | 74 | 10 | 28 | .357 | 0 | 4 | .000 | 6 | 8 | .750 | 5 | 11 | 16 | 8 | 6 | 0 | 6 | 8 | 0 | 26 | 8.7 | |
| Abrosimova | 3 | 3 | 69 | 6 | 22 | .273 | 3 | 7 | .429 | 8 | 8 | 1.00 | 1 | 4 | 5 | 4 | 8 | 0 | 4 | 8 | 1 | 23 | 7.7 | |
| Edwards | 3 | 3 | 83 | 6 | 19 | .316 | 4 | 12 | .333 | 4 | 4 | 1.00 | 1 | 9 | 10 | 19 | 6 | 0 | 5 | 8 | 1 | 20 | 6.7 | |
| Burse | 3 | 3 | 42 | 6 | 18 | .333 | 0 | 0 | --- | 4 | 6 | .667 | 2 | 7 | 9 | 2 | 3 | 0 | 4 | 3 | 2 | 16 | 5.3 | |
| Harrower | 3 | 0 | 65 | 4 | 11 | .364 | 2 | 7 | .286 | 1 | 2 | .500 | 1 | 6 | 7 | 5 | 6 | 0 | 1 | 3 | 0 | 11 | 3.7 | |
| Van Gorp | 3 | 0 | 31 | 2 | 7 | .286 | 0 | 0 | --- | 5 | 8 | .625 | 0 | 1 | 1 | 3 | 11 | 0 | 1 | 4 | 3 | 9 | 3.0 | |
| LYNX | 3 | - | 600 | 69 | 175 | .394 | 14 | 44 | .318 | 55 | 72 | .764 | 25 | 58 | 83 | 53 | 56 | 0 | 29 | 47 | 8 | 207 | 69.0 | |
| SPARKS | 3 | - | 600 | 87 | 180 | .483 | 8 | 30 | .267 | 44 | 55 | .800 | 25 | 59 | 84 | 61 | 65 | 1 | 27 | 47 | 15 | 226 | 75.3 | |



ROAR

PRESEASON



2017 PRESEASON INFORMATION

2017 TRAINING CAMP INFORMATION

Training Camp Practices: April 23- May 13

Media access will be the final 15 minutes of practice. Lynx players and coaches will be available for interviews immediately following practice. Practices will be held at the Timberwolves and Lynx Courts at Mayo Clinic Square.

Location

The Timberwolves and Lynx Courts at Mayo Clinic Square, 600 Hennepin Avenue, Suite 300, Minneapolis

2016 TRAINING CAMP SCHEDULE

PRACTICE TIMES AND LOCATIONS ARE SUBJECT TO CHANGE WITHOUT NOTICE.

For day-to-day updates on practice and media availability, please contact the Lynx Public Relations department at (612) 673-1208.

| DAY | DATE | LOCATION | PRACTICE 1 |
|-----------|----------|---|------------------------|
| Sunday | April 23 | The Courts at Mayo Clinic Square | 2-5:00 p.m. |
| Monday | April 24 | The Courts at Mayo Clinic Square | 10:00 a.m. - 1:00 p.m. |
| Tuesday | April 25 | The Courts at Mayo Clinic Square | 10:00 a.m. - 1:00 p.m. |
| Wednesday | April 26 | The Courts at Mayo Clinic Square | 10:00 a.m. - 1:00 p.m. |
| Thursday | April 27 | The Courts at Mayo Clinic Square | 10:00 a.m. - 1:00 p.m. |
| Friday | April 28 | The Courts at Mayo Clinic Square | 10:00 a.m. - 1:00 p.m. |
| Saturday | April 29 | The Courts at Mayo Clinic Square | 10:00 a.m. - 1:00 p.m. |
| Sunday | April 30 | The Courts at Mayo Clinic Square | 10:00 a.m. - 1:00 p.m. |
| Monday | May 1 | Media Day - NO PRACTICE (The Courts at Mayo Clinic Square) | 11:00 a.m. - 1:30 p.m. |
| Tuesday | May 2 | The Courts at Mayo Clinic Square | 11:00 a.m. - 2:00 p.m. |
| Wednesday | May 3 | The Courts at Mayo Clinic Square | 10:00 a.m. - 1:00 p.m. |
| Thursday | May 4 | The Courts at Mayo Clinic Square | 10:00 a.m. - 1:00 p.m. |
| Friday | May 5 | Xcel Energy Center, St. Paul, MN | vs. Atlanta 7 p.m. |
| Saturday | May 6 | The Courts at Mayo Clinic Square | 10:00 a.m. - 1:00 p.m. |
| Sunday | May 7 | NO PRACTICE | |
| Monday | May 8 | Verizon Center, Washington, D.C. | @ Washington 6 p.m. |
| Tuesday | May 9 | NO PRACTICE | |
| Wednesday | May 10 | The Courts at Mayo Clinic Square | 10:00 a.m. - 1:00 p.m. |
| Thursday | May 11 | The Courts at Mayo Clinic Square | 10:00 a.m. - 1:00 p.m. |
| Friday | May 12 | The Courts at Mayo Clinic Square | 10:00 a.m. - 1:00 p.m. |
| Saturday | May 13 | The Courts at Mayo Clinic Square | 10:00 a.m. - 1:00 p.m. |

2017 PRESEASON RESULTS (2-0)

| Date | Score | Opponent | Site |
|-------|-----------|------------|-----------------------------------|
| May 5 | W, 113-67 | Atlanta | Xcel Energy Center (St. Paul, MN) |
| May 8 | W, 74-59 | Washington | Verizon Center (Washington, D.C.) |

* All Times Central

2016 PRESEASON RESULTS (1-1)

| Date | Score | Opponent | Site |
|-------|----------|------------|--|
| May 5 | W, 77-74 | New York | Levien Gymnasium (Columbia University, NY) |
| May 8 | L, 85-68 | Washington | Mayo Civic Center (Rochester, MN) |



2016 PRESEASON INFORMATION

ALL-TIME PRESEASON RESULTS

| Date | W/L | Score | Opponent | Site | Date | W/L | Score | Opponent | Site |
|----------|-----|-------|--------------------------|---|----------|-----|---------------|--------------------|--|
| 06/04/99 | L | 76-80 | Orlando Miracle | Mankato, Minn. | 05/01/08 | W | 68-57 | Connecticut Sun | Target Center |
| 06/06/99 | L | 71-81 | Orlando Miracle | Orlando Arena | 05/07/08 | W | 78-64 | Indiana Fever | Conseco Fieldhouse |
| | | | | | 05/11/08 | L | 105-106 (20T) | Los Angeles Sparks | Betty Englestad Sioux Center (Grand Forks, ND) |
| 05/13/00 | L | 68-73 | Charlotte Sting | Charlotte Coliseum | 05/23/09 | L | 51-68 | Indiana Fever | Claire Lynch Hall (College of St. Benedict; St. Joseph, Minn.) |
| 05/20/00 | W | 84-65 | Charlotte Sting | Target Center | | | | | |
| 05/24/00 | L | 65-78 | Utah Starzz | Delta Center | 04/30/10 | L | 78-87 | Chicago Sky | Galgelhoff Arena (Concordia University, St. Paul) |
| 05/26/00 | W | 95-67 | Portland Fire | Rochester, Minn. | 05/06/10 | L | 65-74 | Chicago Sky | Allstate Arena |
| 05/12/01 | W | 67-63 | Charlotte Sting | Spartanburg, S.C. | 05/24/11 | W | 71-66 | Indiana Fever | Galgelhoff Arena (Concordia University, St. Paul) |
| 05/16/01 | L | 51-53 | Portland Fire | Rose Garden | 05/31/11 | W | 76-70 | Indiana Fever | Conseco Fieldhouse |
| 05/18/01 | W | 81-63 | Utah Starzz | Target Center | | | | | |
| 05/26/01 | W | 64-58 | Charlotte Sting | Target Center | 05/10/12 | W | 87-85 | Connecticut Sun | Mohegan Sun Arena |
| 05/11/02 | W | 59-50 | Charlotte Sting | Target Center | 05/15/12 | W | 82-61 | Chicago Sky | Sports Pavilion (University of Minnesota) |
| 05/18/02 | L | 67-76 | Charlotte Sting | Charlotte, N.C. | | | | | |
| 05/21/02 | L | 57-68 | Indiana Fever | Target Center | 05/18/13 | W | 74-57 | Washington Mystics | Bismarck Civic Center (Bismarck, N.D.) |
| 05/06/03 | W | 86-72 | Detroit Shock | Target Center | 05/21/13 | L | 80-88 | Connecticut Sun | Target Center |
| 05/09/03 | L | 46-52 | Washington Mystics | Rochester, Minn. | 05/05/14 | W | 82-66 | Australia | Target Center |
| 05/14/03 | W | 72-64 | Detroit Shock | Birch Run, Mich. | 05/09/14 | W | 72-64 | Phoenix Mercury | ESPN Wide World of Sports Complex, Orlando, FL |
| 05/05/04 | W | 78-60 | Sacramento Monarchs | Albuquerque, N.M. | 05/11/14 | W | 76-69 | Chicago Sky | ESPN Wide World of Sports Complex, Orlando, FL |
| 05/11/04 | W | 74-65 | Detroit Shock | Target Center | | | | | |
| 05/15/04 | W | 58-56 | Detroit Shock | Pittsburgh, Pa. | 05/27/15 | L | 63-89 | Washington | Verizon Center |
| 05/01/05 | L | 71-76 | Connecticut Sun | Uncasville, Conn. | 06/01/15 | W | 85-80 | New York | Target Center |
| 05/07/05 | L | 70-76 | Detroit Shock | Kansas City, Mo. | 05/05/16 | W | 77-74 | New York | Levien Gymnasium (Columbia University, NY) |
| 05/14/05 | L | 66-91 | Connecticut Sun | Williams Arena (University of Minnesota) | 05/08/16 | L | 85-68 | Washington | Verizon Center |
| 05/13/06 | W | 84-75 | Seattle Storm | Sports Pavilion (University of Minnesota) | 05/05/17 | W | 113-67 | Atlanta | Xcel Energy Center |
| 05/05/07 | L | 56-62 | San Antonio Silver Stars | Charles Koch Arena (Wichita State Univ.) | 05/08/17 | W | 74-59 | Washington | Verizon Center |
| 05/13/07 | W | 63-55 | Los Angeles Sparks | Pete Maravich Assembly Center (LSU) | | | | | |

ALL-TIME PRESEASON RECORD: 27-20

| | | | | | | |
|------------------|------------------|------------------|------------------|------------------|------------------|------------------|
| 1999: 0-2 | 2000: 3-1 | 2001: 3-1 | 2002: 1-2 | 2003: 2-1 | 2004: 3-0 | 2005: 0-3 |
| 2006: 1-0 | 2007: 1-1 | 2008: 2-1 | 2009: 0-1 | 2010: 0-2 | 2011: 2-0 | 2012: 2-0 |
| 2013: 1-1 | 2014: 3-0 | 2015: 1-1 | 2016: 1-1 | 2017: 2-0 | | |



ROAR

OPPONENTS



ATLANTA DREAM



HANK MCCAMISH PAVILION
 965 Fowler Street NW, Atlanta, GA 30318
Phone: (404) 894-5400

DREAM OFFICES
 101 Marietta Street NW, Suite 200
 Atlanta, GA 30303
Main: (678) 510-7704
Fax: (678) 510-7489
 www.atlantadream.net

2017 SEASON
July 28 at Atlanta, 6:30 P.M.
August 3 at Minnesota, 7:00 P.M.
August 8 at Atlanta, 6:00 P.M.

2016 LYNX VS. DREAM (3-0)

| DATE | SITE | W/L | SCORE | LYNX HIGH | DREAM HIGH | ATTENDANCE |
|---------|-----------|-----|--------|--------------|----------------|------------|
| 6/10/16 | Atlanta | W | 110-78 | Moore, 19 | Hayes, 23 | 5,368 |
| 7/20/16 | Minnesota | W | 83-65 | Augustus, 19 | Clarendon, 11 | 16,132 |
| 9/17/16 | Minnesota | W | 95-87 | Fowles, 30 | McCoughtry, 18 | 11,663 |



TEAM INFORMATION

Ownership: Dream Too LLC (Mary Brock and Kelly Loeffler)
President: Theresa Wenzel
Head Coach: Michael Cooper
Associate Head Coach: Karleen Thompson
Assistant Coach: Miles Cooper
Director Sports Medicine /Head Athletic Trainer: Michael Douglas
Coordinator of Basketball Operations: Camensky Bryson
Sports Performance Coach: Josh Pavon
Media Relations Manager: Dan Goldberg
Television: Fox Sports South and SportSouth
Home Court 2017 & 2018 Seasons: Hank McCamish Pavilion (8,600)
Team Colors: Sky Blue, Star Blue, Red, White
2016 Season: 17-17, Sixth in the WNBA
2015 Postseason: Defeated Seattle 94-85 in the first round,
 Lost to Chicago 108-98 in the second round
All-Time Record (Founded): 148-158 (2008)

SERIES FACTS

Overall: 14-5 **Home:** 8-2 **Road:** 6-3 **Playoffs:** 6-0
Current Streak: W6 **Home:** W8 **Road:** W2
Last Home Win: 9/17/16 (95-87)
Last Home Loss: 7/15/09 (77-91)
Last Road Win: 6/10/16 (110-78)
Last Road Loss: 6/13/14 (82-85)
Lynx Largest Margin of Victory: 22; 6/10/16, @ Atlanta, 110-78
Lynx High Point Total: 112; 7/22/14, @ Minnesota, 112-108(20T)
Lynx Low Point Total: 58; 7/1/10, @ Atlanta, 58-76
Dream Largest Margin of Victory: 18; 7/1/10, @ Atlanta, 76-58
Dream High Point Total: 108; @ Minnesota, 112-108(20T)
Dream Low Point Total: 64; 6/19/11, @ Atlanta, 77-64



LYNX VS. DREAM



MINNESOTA

| PLAYER | G-GS | MIN | FG-FGA | PCT | 3FG-A | PCT | FT-FTA | PCT | OFF | DEF | REB | AST | PF-DQ | STL | TO | BLK | PTS | AVG | HI |
|-------------|----------|------------|----------------|-------------|--------------|-------------|--------------|-------------|-----------|-----------|-----------|-----------|-------------|-----------|-----------|-----------|------------|-------------|------------|
| Fowles | 3-3 | 89 | 21-27 | .778 | 0-0 | .000 | 16-27 | .593 | 9 | 16 | 25 | 2 | 9-0 | 3 | 7 | 8 | 58 | 19.3 | 30 |
| Moore | 3-3 | 81 | 15-41 | .366 | 3-10 | .300 | 11-12 | .917 | 1 | 9 | 10 | 14 | 5-0 | 10 | 6 | 3 | 44 | 14.7 | 21 |
| Augustus | 2-2 | 56 | 12-20 | .600 | 1-2 | .500 | 4-4 | 1.000 | 1 | 6 | 7 | 7 | 3-0 | 3 | 4 | 1 | 29 | 14.5 | 19 |
| Brunson | 2-2 | 51 | 6-9 | .667 | 0-0 | .000 | 10-13 | .769 | 2 | 13 | 15 | 4 | 6-0 | 0 | 4 | 0 | 22 | 11.0 | 13 |
| Montgomery | 3-0 | 63 | 11-24 | .458 | 5-10 | .500 | 6-8 | .750 | 1 | 2 | 3 | 10 | 1-0 | 2 | 2 | 0 | 33 | 11.0 | 13 |
| Whalen | 3-3 | 73 | 12-22 | .545 | 1-1 | 1.000 | 6-6 | 1.000 | 2 | 2 | 4 | 10 | 3-0 | 1 | 1 | 0 | 31 | 10.3 | 17 |
| Howard | 3-1 | 63 | 9-18 | .500 | 0-0 | .000 | 10-11 | .909 | 3 | 12 | 15 | 3 | 15-1 | 1 | 4 | 6 | 28 | 9.3 | 13 |
| Perkins | 3-1 | 64 | 10-18 | .556 | 2-5 | .400 | 5-6 | .833 | 1 | 5 | 6 | 7 | 6-0 | 2 | 3 | 0 | 27 | 9.0 | 18 |
| McCarville | 2-0 | 27 | 4-8 | .500 | 0-0 | .000 | 1-2 | .500 | 2 | 4 | 6 | 5 | 5-0 | 0 | 2 | 1 | 9 | 4.5 | 7 |
| Graves | 1-0 | 4 | 1-1 | 1.000 | 0-0 | .000 | 0-0 | .000 | 0 | 0 | 0 | 1 | 2-0 | 0 | 0 | 0 | 2 | 2.0 | 2 |
| Hampton | 3-0 | 24 | 1-6 | .167 | 1-5 | .200 | 2-2 | 1.000 | 1 | 0 | 1 | 4 | 5-0 | 0 | 1 | 0 | 5 | 1.7 | 3 |
| Cruz | 1-0 | 4 | 0-1 | .000 | 0-0 | .000 | 0-0 | .000 | 0 | 1 | 1 | 2 | 1-0 | 0 | 0 | 0 | 0 | 0.0 | 0 |
| LYNX | 3 | 600 | 102-195 | .523 | 13-33 | .394 | 71-91 | .780 | 23 | 70 | 93 | 69 | 61-1 | 22 | 35 | 19 | 288 | 96.0 | 110 |

ATLANTA

| PLAYER | G-GS | MIN | FG-FGA | PCT | 3FG-A | PCT | FT-FTA | PCT | OFF | DEF | REB | AST | PF-DQ | STL | TO | BLK | PTS | AVG | HI |
|---------------|----------|------------|---------------|-------------|--------------|-------------|--------------|-------------|-----------|-----------|-----------|-----------|-------------|-----------|-----------|-----------|------------|-------------|-----------|
| Hayes | 3-3 | 82 | 13-36 | .361 | 3-17 | .176 | 19-22 | .864 | 3 | 5 | 8 | 6 | 11-1 | 0 | 4 | 0 | 48 | 16.0 | 23 |
| McCoughtry | 3-3 | 65 | 14-41 | .341 | 6-10 | .600 | 14-17 | .824 | 3 | 8 | 11 | 8 | 6-0 | 1 | 6 | 3 | 48 | 16.0 | 22 |
| Williams | 3-3 | 106 | 13-23 | .565 | 0-0 | .000 | 8-12 | .667 | 9 | 14 | 23 | 4 | 8-0 | 2 | 3 | 7 | 34 | 11.3 | 14 |
| Clarendon | 3-3 | 74 | 12-26 | .462 | 1-4 | .250 | 2-2 | 1.000 | 2 | 10 | 12 | 10 | 8-0 | 3 | 13 | 1 | 27 | 9.0 | 11 |
| Holmes | 3-1 | 78 | 8-21 | .381 | 3-5 | .600 | 4-5 | .800 | 4 | 2 | 6 | 2 | 2-0 | 4 | 6 | 1 | 23 | 7.7 | 15 |
| Gray | 3-1 | 49 | 7-10 | .700 | 0-1 | .000 | 2-5 | .400 | 0 | 4 | 4 | 1 | 13-0 | 1 | 3 | 0 | 16 | 5.3 | 14 |
| Ajavon | 3-0 | 37 | 3-12 | .250 | 0-2 | .000 | 4-5 | .800 | 4 | 5 | 9 | 3 | 6-0 | 0 | 8 | 2 | 10 | 3.3 | 6 |
| Simmons | 3-0 | 13 | 3-7 | .429 | 1-3 | .333 | 1-1 | 1.000 | 0 | 2 | 2 | 1 | 2-0 | 0 | 0 | 0 | 8 | 2.7 | 5 |
| Gatling (TOT) | 4-1 | 42 | 5-6 | .833 | 0-0 | .000 | 0-0 | .000 | 4 | 5 | 9 | 1 | 5-0 | 1 | 2 | 0 | 10 | 2.5 | 8 |
| Gatling (ATL) | 2-1 | 35 | 4-5 | .800 | 0-0 | .000 | 0-0 | .000 | 3 | 5 | 8 | 1 | 3-0 | 1 | 0 | 0 | 8 | 4.0 | 8 |
| Hollivay | 3-0 | 35 | 1-2 | .500 | 0-0 | .000 | 5-8 | .625 | 4 | 4 | 8 | 0 | 13-0 | 1 | 4 | 1 | 7 | 2.3 | 5 |
| Burdick | 1-0 | 6 | 0-0 | .000 | 0-0 | .000 | 1-2 | .500 | 1 | 1 | 2 | 0 | 2-0 | 0 | 0 | 0 | 1 | 1.0 | 1 |
| Cortijo | 2-0 | 20 | 0-10 | .000 | 0-3 | .000 | 0-0 | .000 | 1 | 3 | 4 | 3 | 3-0 | 0 | 3 | 0 | 0 | 0.0 | 0 |
| DREAM | 3 | 600 | 78-193 | .404 | 14-45 | .311 | 60-79 | .759 | 34 | 63 | 97 | 39 | 77-1 | 13 | 52 | 15 | 230 | 76.7 | 87 |



CHICAGO SKY



ALLSTATE ARENA
 6920 Mannheim Road
 Rosemont, IL 60018
Phone: (847) 635-6601

SKY OFFICES
 5500 W. Howard Street
 Skokie, IL 60077
Main: (312) 828-9550
<http://sky.wnba.com/>

2017 SEASON
May 14 at Minnesota, 6:00 P.M.
July 8 at Chicago, 7:00 P.M.
September 1 at Chicago, 7:00 P.M.

2016 LYNX VS. SKY (2-1)

| DATE | SITE | W/L | SCORE | LYNX HIGH | SKY HIGH | ATTENDANCE |
|---------|-----------|-----|------------|------------|-----------------|------------|
| 5/18/16 | Chicago | W | 97-80 | Fowles, 24 | Delle Donne, 28 | 5,034 |
| 7/5/16 | Minnesota | W | 87-82 | Moore, 33 | Delle Donne, 38 | 7,433 |
| 9/13/16 | Chicago | L | 97-98 (OT) | Moore, 27 | Pondexter, 24 | 6,050 |



TEAM INFORMATION

Principal Owner: Michael Alter
Chairman/Minority Owner: Margaret Stender
President & CEO: Adam Fox
General Manager & Head Coach: Amber Stocks
Assistant Coaches: Carlene Mitchell, Carla D. Morrow
Team Development Coach & Advanced Scout: Kelly Schumacher-Raimon
Strength & Conditioning Coach : Ann Crosby
VP of Marketing and Operations: Michelle Henstock
Manager of Media & Communications: Diana Sweis
Television: Weigel Broadcasting Company- WCIU, The U, The U too
Home Court: Allstate Arena (18,500)
Team Colors: Sky Blue, Yellow and White
2016 Season: 18-16, Fourth in WNBA
2016 Postseason: Defeated Atlanta 108-98 in the second round, Lost to Los Angeles 3-1 in the Semifinals
All-Time Record (Founded): 167-207 (2006)

SERIES FACTS

Overall: 13-10 **Home:** 8-3 **Road:** 5-7
Current Streak: L1 **Home:** W6 **Road:** L1
Last Home Win: 7/5/16 (87-82)
Last Home Loss: 5/29/10 (58-73)
Last Road Win: 5/18/16 (97-80)
Last Road Loss: 8/11/13 (86-94 OT)
Lynx Largest margin of victory: 18; 7/17/15, @ Minnesota, 84-66
Lynx High Point Total: 102; 6/06/09, @ Minnesota, 102-85
Lynx Low Point Total: 58; 5/29/10, @ Minnesota, 58-73
Sky largest margin of victory: 15; 5/29/10, @ Minnesota, 58-73
Sky High Point Total: 98; 9/13/16; @ Chicago, 97-98 (OT)
Sky Low Point Total: 64; 8/7/14, @ Minnesota, 74-64



LYNX VS. SKY



MINNESOTA

| PLAYER | G-GS | MIN | FG-FGA | PCT | 3FG-A | PCT | FT-FTA | PCT | OFF | DEF | REB | AST | PF-DQ | STL | TO | BLK | PTS | AVG | HI |
|-------------|----------|------------|----------------|-------------|--------------|-------------|--------------|-------------|-----------|-----------|-----------|-----------|-------------|-----------|-----------|-----------|------------|-------------|-----------|
| Moore | 3-3 | 99 | 27-46 | .587 | 10-16 | .625 | 18-19 | .947 | 4 | 6 | 10 | 12 | 13-0 | 5 | 6 | 2 | 82 | 27.3 | 33 |
| Fowles | 3-3 | 88 | 21-36 | .583 | 0-0 | .000 | 14-18 | .778 | 10 | 16 | 26 | 7 | 13-1 | 5 | 7 | 4 | 56 | 18.7 | 24 |
| Augustus | 3-3 | 87 | 17-34 | .500 | 1-6 | .167 | 8-8 | 1.000 | 1 | 7 | 8 | 8 | 1-0 | 1 | 6 | 1 | 43 | 14.3 | 17 |
| Montgomery | 3-1 | 71 | 8-18 | .444 | 4-8 | .500 | 6-8 | .750 | 1 | 3 | 4 | 9 | 4-0 | 6 | 8 | 1 | 26 | 8.7 | 15 |
| Cruz | 1-0 | 15 | 3-5 | .600 | 0-0 | .000 | 2-2 | 1.000 | 0 | 0 | 0 | 1 | 4-0 | 0 | 1 | 0 | 8 | 8.0 | 8 |
| Whalen | 2-2 | 44 | 4-11 | .364 | 0-3 | .000 | 8-8 | 1.000 | 1 | 4 | 5 | 8 | 2-0 | 0 | 1 | 0 | 16 | 8.0 | 11 |
| Brunson | 3-3 | 61 | 6-15 | .400 | 0-0 | .000 | 2-3 | .667 | 2 | 12 | 14 | 6 | 10-0 | 4 | 1 | 2 | 14 | 4.7 | 8 |
| Howard | 3-0 | 41 | 6-15 | .400 | 0-0 | .000 | 2-4 | .500 | 7 | 6 | 13 | 2 | 5-0 | 2 | 4 | 1 | 14 | 4.7 | 8 |
| McCarville | 3-0 | 60 | 4-12 | .333 | 0-1 | .000 | 3-4 | .750 | 1 | 6 | 7 | 13 | 3-0 | 4 | 1 | 1 | 11 | 3.7 | 6 |
| Perkins | 3-0 | 55 | 4-17 | .235 | 1-5 | .200 | 2-3 | .667 | 0 | 7 | 7 | 1 | 3-0 | 3 | 3 | 0 | 11 | 3.7 | 7 |
| Graves | 1-0 | 1 | 0-0 | .000 | 0-0 | .000 | 0-0 | .000 | 0 | 0 | 0 | 0 | 0-0 | 0 | 0 | 0 | 0 | 0.0 | 0 |
| Hampton | 2-0 | 5 | 0-3 | .000 | 0-2 | .000 | 0-0 | .000 | 0 | 0 | 0 | 2 | 3-0 | 1 | 0 | 0 | 0 | 0.0 | 0 |
| LYNX | 3 | 625 | 100-212 | .472 | 16-41 | .390 | 65-77 | .844 | 27 | 67 | 94 | 69 | 61-1 | 31 | 42 | 12 | 281 | 93.7 | 97 |

CHICAGO

| PLAYER | G-GS | MIN | FG-FGA | PCT | 3FG-A | PCT | FT-FTA | PCT | OFF | DEF | REB | AST | PF-DQ | STL | TO | BLK | PTS | AVG | HI |
|-------------|----------|------------|---------------|-------------|-------------|-------------|--------------|-------------|-----------|-----------|-----------|-----------|-------------|-----------|-----------|-----------|------------|-------------|-----------|
| Delle Donne | 2-2 | 69 | 23-35 | .657 | 6-9 | .667 | 14-14 | 1.000 | 5 | 11 | 16 | 1 | 5-0 | 0 | 3 | 2 | 66 | 33.0 | 38 |
| Pondexter | 3-3 | 90 | 20-45 | .444 | 0-2 | .000 | 6-7 | .857 | 1 | 11 | 12 | 7 | 7-0 | 4 | 9 | 0 | 46 | 15.3 | 24 |
| Young | 3-1 | 93 | 12-26 | .462 | 0-0 | .000 | 9-10 | .900 | 4 | 9 | 13 | 2 | 10-0 | 4 | 5 | 0 | 33 | 11.0 | 16 |
| Faulkner | 3-0 | 59 | 10-30 | .333 | 0-3 | .000 | 10-10 | 1.000 | 1 | 1 | 2 | 9 | 4-0 | 6 | 4 | 3 | 30 | 10.0 | 18 |
| Vandersloot | 3-3 | 64 | 8-23 | .348 | 0-4 | .000 | 8-9 | .889 | 1 | 1 | 2 | 12 | 9-0 | 3 | 6 | 0 | 24 | 8.0 | 18 |
| dos Santos | 2-0 | 29 | 3-6 | .500 | 0-0 | .000 | 6-6 | 1.000 | 3 | 3 | 6 | 0 | 2-0 | 1 | 2 | 0 | 12 | 6.0 | 12 |
| Quigley | 3-0 | 36 | 6-13 | .462 | 1-3 | .333 | 2-2 | 1.000 | 0 | 1 | 1 | 1 | 2-0 | 1 | 3 | 0 | 15 | 5.0 | 9 |
| Breland | 3-2 | 47 | 5-16 | .313 | 0-0 | .000 | 3-3 | 1.000 | 1 | 6 | 7 | 2 | 3-0 | 2 | 3 | 0 | 13 | 4.3 | 7 |
| Boyette | 2-1 | 21 | 2-3 | .667 | 0-0 | .000 | 3-4 | .750 | 4 | 3 | 7 | 0 | 7-0 | 1 | 1 | 2 | 7 | 3.5 | 4 |
| de Souza | 3-2 | 68 | 5-11 | .455 | 0-0 | .000 | 0-0 | .000 | 5 | 16 | 21 | 3 | 13-0 | 0 | 3 | 2 | 10 | 3.3 | 6 |
| Parker | 3-1 | 43 | 2-6 | .333 | 0-0 | .000 | 0-2 | .000 | 2 | 5 | 7 | 1 | 4-0 | 1 | 3 | 2 | 4 | 1.3 | 4 |
| Laney | 1-0 | 6 | 0-1 | .000 | 0-0 | .000 | 0-0 | .000 | 0 | 1 | 1 | 0 | 2-0 | 0 | 0 | 0 | 0 | 0.0 | 0 |
| SKY | 3 | 625 | 96-215 | .447 | 7-21 | .333 | 61-67 | .910 | 27 | 68 | 95 | 38 | 68-0 | 23 | 43 | 11 | 260 | 86.7 | 98 |



CONNECTICUT SUN



MOHEGAN SUN ARENA

1 Mohegan Sun Boulevard
 Uncasville, CT 06382
Phone: (860) 862-4000
Fax: (860) 862-4010

2017 SEASON

May 23 at Minnesota, 7:00 P.M.
May 26 at Connecticut, 6:00 P.M.
June 17 at Minnesota, 7:00 P.M.

2016 LYNX VS. SUN (1-2)

| DATE | SITE | W/L | SCORE | LYNX HIGH | SUN HIGH | ATTENDANCE |
|---------|-------------|-----|------------|-------------------|-------------|------------|
| 7/7/16 | Connecticut | L | 89-93 (OT) | Moore, 40 | Bentley, 24 | 6,739 |
| 8/26/16 | Connecticut | L | 80-84 | Fowles/Whalen, 16 | Thomas, 15 | 7,381 |
| 9/4/16 | Minnesota | W | 93-79 | Moore, 24 | Bentley, 16 | 7,632 |



TEAM INFORMATION

Ownership: The Mohegan Tribe
Chief Executive Officer: Mitchell Etesse
Vice President: Amber Cox
Head Coach & General Manager: Curt Miller
Assistant Coaches: Steve Smith, Nicki Collen
Head Athletic Trainer: Jeremy Norman
Strength & Conditioning Coach: Tim Yuhas
Media & Community Relations Manager: Bill Tavares
Radio: www.connecticutsun.com (webcast)
Home Court: Mohegan Sun Arena (9,318)
Team Colors: Navy, Dark Red, Yellow, White
2016 Season: 14-20, Ninth in WNBA
2016 Postseason: N/A
All-Time Record (Founded): 318-286 (1999 — 2002 Orlando Miracle)

SERIES FACTS

Overall: 14-5 **Home:** 8-2 **Road:** 6-3 **Playoffs:** 6-0
Current Streak: W6 **Home:** W8 **Road:** W2
Last Home Win: 9/17/16 (95-87)
Last Home Loss: 7/15/09 (77-91)
Last Road Win: 6/10/16 (110-78)
Last Road Loss: 6/13/14 (82-85)
Lynx Largest Margin of Victory: 22; 6/10/16, @ Atlanta, 110-78
Lynx High Point Total: 112; 7/22/14, @ Minnesota, 112-108 (2OT)
Lynx Low Point Total: 58; 7/1/10, @ Atlanta, 58-76
Dream Largest Margin of Victory: 18; 7/1/10, @ Atlanta, 76-58
Dream High Point Total: 108; @ Minnesota, 112-108 (2OT)
Dream Low Point Total: 64; 6/19/11, @ Atlanta, 77-64



LYNX VS. SUN



MINNESOTA

| PLAYER | G-GS | MIN | FG-FGA | PCT | 3FG-A | PCT | FT-FTA | PCT | OFF | DEF | REB | AST | PF-DQ | STL | TO | BLK | PTS | AVG | HI |
|-------------|----------|------------|----------------|-------------|-------------|-------------|--------------|-------------|-----------|-----------|------------|-----------|-------------|-----------|-----------|-----------|------------|-------------|-----------|
| Moore | 3-3 | 97 | 25-54 | .463 | 8-22 | .364 | 14-15 | .933 | 7 | 11 | 18 | 8 | 13-0 | 4 | 5 | 2 | 72 | 24.0 | 40 |
| Fowles | 3-3 | 98 | 15-31 | .484 | 0-0 | .000 | 10-14 | .714 | 8 | 14 | 22 | 4 | 8-0 | 10 | 10 | 5 | 40 | 13.3 | 18 |
| Whalen | 3-3 | 81 | 13-26 | .500 | 0-1 | .000 | 6-6 | 1.000 | 3 | 7 | 10 | 14 | 1-0 | 2 | 7 | 0 | 32 | 10.7 | 16 |
| Augustus | 2-2 | 48 | 7-12 | .583 | 0-0 | .000 | 3-4 | .750 | 0 | 4 | 4 | 5 | 4-0 | 1 | 3 | 1 | 17 | 8.5 | 11 |
| Brunson | 3-3 | 76 | 11-20 | .550 | 0-0 | .000 | 3-4 | .750 | 10 | 12 | 22 | 2 | 6-0 | 4 | 3 | 0 | 25 | 8.3 | 13 |
| Perkins | 3-1 | 72 | 8-18 | .444 | 0-2 | .000 | 4-4 | 1.000 | 1 | 3 | 4 | 9 | 3-0 | 2 | 2 | 0 | 20 | 6.7 | 8 |
| Howard | 3-0 | 42 | 8-13 | .615 | 0-0 | .000 | 3-5 | .600 | 3 | 7 | 10 | 3 | 10-0 | 2 | 4 | 2 | 19 | 6.3 | 10 |
| Montgomery | 3-0 | 50 | 5-18 | .278 | 1-5 | .200 | 6-7 | .857 | 1 | 4 | 5 | 9 | 3-0 | 0 | 4 | 0 | 17 | 5.7 | 8 |
| Hampton | 3-0 | 23 | 3-5 | .600 | 0-2 | .000 | 4-4 | 1.000 | 1 | 1 | 2 | 0 | 2-0 | 2 | 1 | 1 | 10 | 3.3 | 4 |
| McCarville | 3-0 | 34 | 5-12 | .417 | 0-1 | .000 | 0-3 | .000 | 3 | 6 | 9 | 1 | 2-0 | 1 | 2 | 4 | 10 | 3.3 | 6 |
| Cruz | 1-0 | 5 | 0-1 | .000 | 0-0 | .000 | 0-0 | .000 | 0 | 1 | 1 | 2 | 0-0 | 0 | 0 | 0 | 0 | 0.0 | 0 |
| LYNX | 3 | 625 | 100-210 | .476 | 9-33 | .273 | 53-66 | .803 | 37 | 70 | 107 | 57 | 52-0 | 28 | 42 | 15 | 262 | 87.3 | 93 |

CONNECTICUT

| PLAYER | G-GS | MIN | FG-FGA | PCT | 3FG-A | PCT | FT-FTA | PCT | OFF | DEF | REB | AST | PF-DQ | STL | TO | BLK | PTS | AVG | HI |
|----------------|----------|------------|---------------|-------------|--------------|-------------|--------------|-------------|-----------|-----------|-----------|-----------|-------------|-----------|-----------|-----------|------------|-------------|-----------|
| Bentley | 3-3 | 94 | 17-44 | .386 | 10-24 | .417 | 8-9 | .889 | 0 | 1 | 1 | 11 | 7-0 | 2 | 6 | 0 | 52 | 17.3 | 24 |
| Ogwumike | 3-2 | 83 | 15-24 | .625 | 0-0 | .000 | 16-17 | .941 | 11 | 14 | 25 | 2 | 12-1 | 3 | 6 | 3 | 46 | 15.3 | 21 |
| Little | 3-3 | 79 | 10-25 | .400 | 5-9 | .556 | 4-7 | .571 | 2 | 3 | 5 | 4 | 8-0 | 4 | 1 | 0 | 29 | 9.7 | 11 |
| Jones | 3-1 | 57 | 12-19 | .632 | 1-4 | .250 | 3-5 | .600 | 7 | 9 | 16 | 2 | 5-0 | 3 | 3 | 8 | 28 | 9.3 | 14 |
| Williams (TOT) | 4-0 | 69 | 17-35 | .486 | 2-6 | .333 | 1-1 | 1.000 | 5 | 10 | 15 | 3 | 4-0 | 3 | 5 | 1 | 37 | 9.3 | 15 |
| Williams (CT) | 3-0 | 67 | 17-34 | .500 | 2-5 | .400 | 1-1 | 1.000 | 5 | 9 | 14 | 3 | 4-0 | 3 | 5 | 1 | 37 | 12.3 | 15 |
| J. Thomas | 3-3 | 84 | 8-26 | .308 | 2-8 | .250 | 5-6 | .833 | 2 | 7 | 9 | 14 | 7-0 | 1 | 12 | 0 | 23 | 7.7 | 12 |
| A. Thomas | 3-3 | 87 | 10-23 | .435 | 0-0 | .000 | 1-3 | .333 | 9 | 7 | 16 | 5 | 10-0 | 2 | 8 | 0 | 21 | 7.0 | 15 |
| Tuck | 2-0 | 26 | 3-10 | .300 | 0-1 | .000 | 6-9 | .667 | 1 | 5 | 6 | 3 | 5-0 | 0 | 3 | 1 | 12 | 6.0 | 6 |
| Taylor | 1-0 | 5 | 0-1 | .000 | 0-0 | .000 | 2-2 | 1.000 | 1 | 0 | 1 | 2 | 1-0 | 0 | 0 | 0 | 2 | 2.0 | 2 |
| Stricklen | 2-0 | 14 | 1-4 | .250 | 1-3 | .333 | 0-0 | .000 | 0 | 0 | 0 | 0 | 3-0 | 0 | 0 | 0 | 3 | 1.5 | 3 |
| Faris | 3-0 | 24 | 1-4 | .250 | 1-2 | .500 | 0-0 | .000 | 0 | 0 | 0 | 3 | 2-0 | 0 | 2 | 0 | 3 | 1.0 | 3 |
| Banham | 1-0 | 5 | 0-0 | .000 | 0-0 | .000 | 0-0 | .000 | 0 | 0 | 0 | 0 | 1-0 | 0 | 0 | 0 | 0 | 0.0 | 0 |
| SUN | 3 | 625 | 94-214 | .439 | 22-56 | .393 | 46-59 | .780 | 38 | 55 | 93 | 49 | 65-1 | 18 | 48 | 13 | 256 | 85.3 | 93 |



DALLAS WINGS



COLLEGE PARK CENTER

600 S. Center Street, Arlington, TX 76019
 Phone: (817) 272-5584

WINGS OFFICES

JP Morgan Chase Bank Tower
 500 E Border Street
 Suite 250
 Arlington, Texas 76010
 Main: (817) 469-9464

2017 SEASON

May 20 at Dallas, 7:00 P.M.

June 11 at Dallas, 3:30 P.M.

July 19 at Minnesota, 12:00 P.M.



TEAM INFORMATION

Owners: Bill Cameron & Chris Christian

President & Chief Executive Officer: Mary O'Connor

General Manager: Greg Bibb

Head Coach: Fred Williams

Assistant Coaches: Bridget Pettis, Taj McWilliams-Franklin

Head Athletic Trainer: Allison Russell

Strength & Conditioning Coach: Danny Wardell

Director of Basketball Communication: Bianca Gamez

Home Court: College Park Center (7,000)

Team Colors: Dark Blue, Lime Green, White

2016 Season: 11-23, 11th in WNBA

2016 Postseason: N/A

All-Time Record (Founded): 280-354 (1998-2009 Detroit Shock; 2010-2015 Tulsa Shock)

SERIES FACTS

Overall: 36-13 **Home:** 20-5 **Road:** 16-8

Current Streak: W5 **Home:** L2 **Road:** W13

Last Home Win: 7/9/16 (93-56)

Last Home Loss: 6/21/15 (78-86)

Last Road Win: 7/17/16 (98-97 OT)

Last Road Loss: 6/4/10 (79-92)

Lynx Largest Margin of Victory: 37; 7/9/16, @ Minnesota, 93-56

Lynx High Point Total: 107; 7/10/12, @ Tulsa, 107-86

Lynx Low Point Total: 56; 8/4/99, @ Detroit, 56-59

Wings Largest Margin of Victory: 13; 6/4/10, @ Tulsa, 92-79

Wings High Point Total: 98; 6/20/08, @ Detroit, 98-93 (OT)

Wings Low Point Total: 51; 6/12/99, @ Minnesota, 51-68

(*Includes results as Detroit Shock, Tulsa Shock)

2016 LYNX VS. SHOCK (3-0)

| DATE | SITE | W/L | SCORE | LYNX HIGH | SHOCK HIGH | ATTENDANCE |
|---------|-----------|-----|----------|------------|--------------------|------------|
| 6/4/16 | Minnesota | W | 80-63 | Fowles, 16 | Powers, 20 | 7,634 |
| 7/9/16 | Minnesota | W | 93-56 | Whalen, 22 | Powers/Phillips, 9 | 7,613 |
| 7/17/16 | Dallas | W | 98-97 OT | Moore, 20 | Pierson, 21 | 5,752 |



LYNX VS. WINGS



MINNESOTA

| PLAYER | G-GS | MIN | FG-FGA | PCT | 3FG-A | PCT | FT-FTA | PCT | OFF | DEF | REB | AST | PF-DQ | STL | TO | BLK | PTS | AVG | HI |
|-------------|----------|------------|----------------|-------------|--------------|-------------|--------------|-------------|-----------|------------|------------|-----------|-------------|-----------|-----------|-----------|------------|-------------|-----------|
| Whalen | 3-3 | 83 | 20-27 | .741 | 0-0 | .000 | 8-10 | .800 | 1 | 13 | 14 | 18 | 5-0 | 3 | 3 | 0 | 48 | 16.0 | 22 |
| Moore | 3-3 | 90 | 18-44 | .409 | 6-20 | .300 | 3-4 | .750 | 3 | 11 | 14 | 19 | 6-0 | 3 | 11 | 4 | 45 | 15.0 | 20 |
| Fowles | 3-3 | 83 | 16-25 | .640 | 0-0 | .000 | 12-16 | .750 | 10 | 26 | 36 | 7 | 9-0 | 6 | 6 | 10 | 44 | 14.7 | 16 |
| Augustus | 2-2 | 63 | 13-32 | .406 | 1-4 | .250 | 1-2 | .500 | 0 | 4 | 4 | 3 | 5-0 | 2 | 4 | 2 | 28 | 14.0 | 14 |
| Brunson | 3-3 | 78 | 15-24 | .625 | 0-0 | .000 | 4-6 | .667 | 6 | 15 | 21 | 5 | 3-0 | 4 | 1 | 1 | 34 | 11.3 | 16 |
| Montgomery | 3-0 | 53 | 10-26 | .385 | 1-9 | .111 | 3-4 | .750 | 3 | 2 | 5 | 6 | 3-0 | 2 | 5 | 0 | 24 | 8.0 | 11 |
| Perkins | 3-1 | 69 | 9-21 | .429 | 1-7 | .143 | 0-0 | .000 | 3 | 12 | 15 | 6 | 4-0 | 1 | 2 | 2 | 19 | 6.3 | 12 |
| Howard | 3-0 | 49 | 8-17 | .471 | 0-0 | .000 | 2-5 | .400 | 5 | 14 | 19 | 2 | 9-0 | 5 | 1 | 2 | 18 | 6.0 | 12 |
| Hampton | 2-0 | 18 | 3-7 | .429 | 2-3 | .667 | 0-0 | .000 | 1 | 1 | 2 | 0 | 1-0 | 1 | 1 | 1 | 8 | 4.0 | 5 |
| McCarville | 3-0 | 34 | 1-6 | .167 | 0-1 | .000 | 1-2 | .500 | 3 | 5 | 8 | 4 | 4-0 | 2 | 4 | 0 | 3 | 1.0 | 2 |
| Graves | 2-0 | 6 | 0-1 | .000 | 0-0 | .000 | 0-0 | .000 | 0 | 0 | 0 | 0 | 0-0 | 0 | 0 | 0 | 0 | 0.0 | 0 |
| LYNX | 3 | 625 | 113-230 | .491 | 11-44 | .250 | 34-49 | .694 | 35 | 103 | 138 | 70 | 49-0 | 29 | 41 | 22 | 271 | 90.3 | 98 |

DALLAS

| PLAYER | G-GS | MIN | FG-FGA | PCT | 3FG-A | PCT | FT-FTA | PCT | OFF | DEF | REB | AST | PF-DQ | STL | TO | BLK | PTS | AVG | HI |
|--------------|----------|------------|---------------|-------------|--------------|-------------|--------------|-------------|-----------|-----------|-----------|-----------|-------------|-----------|-----------|-----------|------------|-------------|-----------|
| Pierson | 2-2 | 69 | 11-25 | .440 | 6-12 | .500 | 4-5 | .800 | 2 | 13 | 15 | 5 | 6-0 | 2 | 6 | 0 | 32 | 16.0 | 21 |
| Powers | 3-1 | 75 | 12-39 | .308 | 6-16 | .375 | 10-14 | .714 | 1 | 6 | 7 | 7 | 8-0 | 3 | 8 | 0 | 40 | 13.3 | 20 |
| Christmas | 3-3 | 98 | 15-30 | .500 | 4-10 | .400 | 5-8 | .625 | 8 | 8 | 16 | 5 | 6-0 | 2 | 2 | 5 | 39 | 13.0 | 20 |
| Sims | 3-3 | 93 | 10-45 | .222 | 2-16 | .125 | 8-8 | 1.000 | 4 | 4 | 8 | 10 | 4-0 | 5 | 5 | 1 | 30 | 10.0 | 15 |
| Diggins | 2-2 | 57 | 6-16 | .375 | 0-2 | .000 | 6-8 | .750 | 1 | 4 | 5 | 10 | 3-0 | 4 | 3 | 0 | 18 | 9.0 | 18 |
| Paris | 3-3 | 66 | 9-13 | .692 | 0-0 | .000 | 0-0 | .000 | 5 | 14 | 19 | 4 | 12-0 | 3 | 2 | 2 | 18 | 6.0 | 8 |
| Plaisance | 2-0 | 40 | 4-11 | .364 | 2-6 | .333 | 1-2 | .500 | 1 | 4 | 5 | 1 | 4-0 | 1 | 1 | 1 | 11 | 5.5 | 6 |
| Phillips | 2-0 | 23 | 3-6 | .500 | 2-4 | .500 | 1-2 | .500 | 0 | 2 | 2 | 3 | 1-0 | 1 | 4 | 0 | 9 | 4.5 | 9 |
| Hooper | 3-1 | 45 | 4-18 | .222 | 2-13 | .154 | 0-0 | .000 | 1 | 4 | 5 | 0 | 2-0 | 2 | 5 | 0 | 10 | 3.3 | 8 |
| Hamblin | 2-0 | 31 | 2-6 | .333 | 0-0 | .000 | 1-1 | 1.000 | 4 | 5 | 9 | 1 | 2-0 | 0 | 1 | 1 | 5 | 2.5 | 3 |
| Kiesel | 2-0 | 28 | 1-6 | .167 | 0-2 | .000 | 2-2 | 1.000 | 0 | 4 | 4 | 6 | 3-0 | 2 | 4 | 0 | 4 | 2.0 | 2 |
| WINGS | 3 | 625 | 77-215 | .358 | 24-81 | .296 | 38-50 | .760 | 27 | 68 | 95 | 52 | 51-0 | 25 | 46 | 10 | 216 | 72.0 | 97 |



INDIANA FEVER



BANKERS LIFE FIELDHOUSE

125 S. Pennsylvania Street
 Indianapolis, IN 46204
Main: (317) 917-2500
Fax: (317) 917-2799
Website: <http://fever.wnba.com>

2017 SEASON

August 6 @ Indiana, 5:00 P.M.
August 18 @ Minnesota, 7:00 P.M.
August 30 @ Indiana, 6:00 P.M.

2016 LYNX VS. FEVER (3-0)

| DATE | SITE | W/L | SCORE | LYNX HIGH | FEVER HIGH | ATTENDANCE |
|---------|-----------|-----|-------|---------------------|--------------|------------|
| 5/27/16 | Minnesota | W | 74-74 | Whalen/Augustus, 11 | Mitchell, 16 | 7,503 |
| 6/14/16 | Minnesota | W | 87-63 | Moore, 16 | Larkins, 12 | 7,623 |
| 9/16/16 | Indiana | W | 82-75 | Moore, 15 | Coleman, 19 | 8,663 |



TEAM INFORMATION

Owner: Herbert Simon
Chief Executive Officer: Julie Graue
President & General Manager: Kelly Krauskopf
Head Coach: Pokey Chatman
Assistant Coach: Steven Key
Strength-and-Conditioning Coach: David Williams
Player Development Coach: Carlos Knox
Head Athletic Trainer: Todd Champlin
Director of Media Relations: Kevin Messenger
Television: Fox Sports Indiana, WISH-TV/MyIndy-TV 23
Radio: 1070 The Fan
Home Court: Bankers Life Fieldhouse (9,643)
Team Colors: Nancy, Gold, Red, White
2016 Season: 17-17; Fifth in WNBA
2016 Postseason: Lost to Phoenix 89-78 in the First Round
All-Time Record (Founded): 301-271 (2000)

SERIES FACTS

Overall: 21-12 **Home:** 11-6 **Road:** 10-6 **Playoffs:** 4-5
Current Streak: W12 **Home:** W6 **Road:** W9
Last Home Win: 6/14/16 (87-63)
Last Home Loss: 6/26/11 (75-78)
Last Road Win: 9/16/16 (82-75)
Last Road Loss: 5/19/07 (64-83)
Lynx Largest Margin of Victory: 24; 6/14/16, at Minnesota, 87-63
Lynx High Point Total: 96; 6/7/09, at Indiana, 96-74
Lynx Low Point Total: 51; 6/6/10, at Minnesota, 51-89
Fever Largest Margin of Victory: 38; 6/6/10, at Minnesota, 89-51
Fever High Point Total: 91; 8/13/09, at Minnesota, 91-81
Fever Low Point Total: 45; 7/19/05, at Minnesota, 45-66



LYNX VS. FEVER



MINNESOTA

| PLAYER | G-GS | MIN | FG-FGA | PCT | 3FG-A | PCT | FT-FTA | PCT | OFF | DEF | REB | AST | PF-DQ | STL | TO | BLK | PTS | AVG | HI |
|-------------|----------|------------|---------------|-------------|--------------|-------------|--------------|-------------|-----------|-----------|-----------|-----------|-------------|-----------|-----------|-----------|------------|-------------|-----------|
| Moore | 3-3 | 70 | 14-27 | .519 | 2-5 | .400 | 10-11 | .909 | 2 | 10 | 12 | 12 | 6-0 | 5 | 8 | 2 | 40 | 13.3 | 16 |
| Augustus | 2-2 | 48 | 8-20 | .400 | 1-4 | .250 | 7-10 | .700 | 2 | 4 | 6 | 8 | 5-0 | 2 | 3 | 0 | 24 | 12.0 | 12 |
| Howard | 3-0 | 61 | 12-16 | .750 | 1-2 | .500 | 1-2 | .500 | 2 | 10 | 12 | 2 | 9-0 | 3 | 7 | 4 | 26 | 8.7 | 11 |
| Montgomery | 3-0 | 73 | 9-23 | .391 | 2-11 | .182 | 5-5 | 1.000 | 0 | 3 | 3 | 10 | 3-0 | 3 | 6 | 0 | 25 | 8.3 | 10 |
| Brunson | 3-3 | 69 | 10-20 | .500 | 0-0 | .000 | 4-5 | .800 | 9 | 11 | 20 | 4 | 9-0 | 5 | 1 | 1 | 24 | 8.0 | 10 |
| Perkins | 3-1 | 59 | 7-18 | .389 | 3-9 | .333 | 5-6 | .833 | 0 | 6 | 6 | 3 | 3-0 | 4 | 2 | 2 | 22 | 7.3 | 11 |
| Fowles | 3-3 | 58 | 7-21 | .333 | 0-0 | .000 | 7-8 | .875 | 5 | 14 | 19 | 0 | 7-0 | 1 | 2 | 4 | 21 | 7.0 | 11 |
| McCarville | 3-0 | 46 | 9-13 | .692 | 1-3 | .333 | 1-2 | .500 | 2 | 11 | 13 | 10 | 4-0 | 1 | 3 | 3 | 20 | 6.7 | 8 |
| Whalen | 3-3 | 57 | 10-18 | .556 | 0-2 | .000 | 0-0 | .000 | 0 | 4 | 4 | 10 | 6-0 | 2 | 4 | 0 | 20 | 6.7 | 12 |
| Hampton | 3-0 | 33 | 5-11 | .455 | 5-9 | .556 | 1-2 | .500 | 0 | 1 | 1 | 1 | 2-0 | 1 | 1 | 0 | 16 | 5.3 | 13 |
| Cruz | 1-0 | 20 | 2-3 | .667 | 1-1 | 1.000 | 0-0 | .000 | 1 | 1 | 2 | 4 | 0-0 | 2 | 0 | 0 | 5 | 5.0 | 5 |
| Graves | 2-0 | 7 | 0-0 | .000 | 0-0 | .000 | 0-0 | .000 | 0 | 1 | 1 | 0 | 1-0 | 0 | 2 | 0 | 0 | 0.0 | 0 |
| LYNX | 3 | 600 | 93-190 | .489 | 16-46 | .348 | 41-51 | .804 | 23 | 76 | 99 | 64 | 55-0 | 29 | 44 | 16 | 243 | 81.0 | 87 |

INDIANA

| PLAYER | G-GS | MIN | FG-FGA | PCT | 3FG-A | PCT | FT-FTA | PCT | OFF | DEF | REB | AST | PF-DQ | STL | TO | BLK | PTS | AVG | HI |
|--------------|----------|------------|---------------|-------------|--------------|-------------|--------------|-------------|-----------|-----------|-----------|-----------|-------------|-----------|-----------|----------|------------|-------------|-----------|
| Lucas | 1-0 | 21 | 5-9 | .556 | 1-4 | .250 | 1-1 | 1.000 | 0 | 3 | 3 | 1 | 3-0 | 1 | 3 | 0 | 12 | 12.0 | 12 |
| Coleman | 3-3 | 92 | 13-40 | .325 | 4-17 | .235 | 5-7 | .714 | 4 | 10 | 14 | 5 | 6-0 | 3 | 6 | 1 | 35 | 11.7 | 19 |
| Mitchell | 3-1 | 65 | 6-24 | .250 | 3-11 | .273 | 14-16 | .875 | 0 | 6 | 6 | 5 | 5-0 | 4 | 5 | 1 | 29 | 9.7 | 16 |
| Wheeler | 3-2 | 74 | 12-28 | .429 | 2-5 | .400 | 0-0 | .000 | 1 | 2 | 3 | 7 | 10-0 | 4 | 4 | 0 | 26 | 8.7 | 13 |
| Larkins | 3-3 | 77 | 8-11 | .727 | 0-0 | .000 | 7-8 | .875 | 7 | 14 | 21 | 5 | 8-0 | 3 | 7 | 2 | 23 | 7.7 | 12 |
| Catchings | 3-3 | 59 | 7-21 | .333 | 1-5 | .200 | 7-8 | .875 | 5 | 7 | 12 | 2 | 3-0 | 2 | 3 | 0 | 22 | 7.3 | 11 |
| Johnson | 2-1 | 51 | 6-14 | .429 | 0-3 | .000 | 2-2 | 1.000 | 2 | 4 | 6 | 4 | 5-0 | 3 | 5 | 0 | 14 | 7.0 | 10 |
| Kizer | 3-0 | 44 | 8-17 | .471 | 0-0 | .000 | 2-5 | .400 | 6 | 3 | 9 | 1 | 7-0 | 1 | 2 | 0 | 18 | 6.0 | 10 |
| January | 2-2 | 48 | 4-15 | .267 | 2-5 | .400 | 1-2 | .500 | 0 | 3 | 3 | 7 | 6-0 | 0 | 5 | 0 | 11 | 5.5 | 8 |
| Peters | 3-0 | 42 | 6-15 | .400 | 0-0 | .000 | 0-0 | .000 | 4 | 5 | 9 | 1 | 4-0 | 1 | 1 | 1 | 12 | 4.0 | 6 |
| Achonwa | 2-0 | 18 | 3-4 | .750 | 0-0 | .000 | 1-2 | .500 | 0 | 7 | 7 | 0 | 1-0 | 0 | 1 | 0 | 7 | 3.5 | 4 |
| Moseley | 2-0 | 11 | 0-1 | .000 | 0-1 | .000 | 0-0 | .000 | 0 | 2 | 2 | 0 | 2-0 | 1 | 2 | 0 | 0 | 0.0 | 0 |
| FEVER | 3 | 600 | 78-199 | .392 | 13-51 | .255 | 40-51 | .784 | 29 | 66 | 95 | 38 | 60-0 | 23 | 49 | 5 | 209 | 69.7 | 75 |



LOS ANGELES SPARKS



STAPLES CENTER

1111 S Figueroa Street, Suite 104
 Los Angeles, CA 90017

SPARKS OFFICES

5120 Goldleaf Circle, Suite 130
 Los Angeles, CA 90056
Main: (213) 929-1300
Fax: (213) 929-1325
Website: www.lasparks.com

2017 SEASON

July 6 at Minnesota, 7:00 P.M.
August 11 at Minnesota, 7:00 P.M.
August 27 at Los Angeles, 6:00 P.M.

2016 LYNX VS SPARKS (2-1)

| DATE | SITE | W/L | SCORE | LYNX HIGH | SPARKS HIGH | ATTENDANCE |
|---------|-------------|-----|-------|--------------|-------------|------------|
| 6/21/16 | Los Angeles | W | 72-69 | Augustus, 13 | Toliver, 20 | 9,112 |
| 6/24/16 | Minnesota | L | 94-76 | Moore, 28 | Toliver, 25 | 13,003 |
| 9/6/16 | Los Angeles | W | 77-74 | Fowles, 21 | Gray, 20 | 7,224 |



TEAM INFORMATION

Ownership: Eravin "Magic" Johnson and Mark R. Walter

Executive VP/General Manager: Penny Toler

President & COO: Christine N. Simmons

Head Coach: Brian Agler

Assistant Coaches: Tonya Edwards, Bobbie Kelsey

Strength-and-Conditioning Coach: Kelly Dormandy

Head Athletic Trainer: Courtney Watson

Director of Communications: Christy Calvin

Television: Time Warner Cable SportsNet

Home Court: Staples Center (13,141)

Team Colors: Purple, Teal, Gold

2016 Season: 26-8; Second in the WNBA

2016 Postseason: Defeated Chicago 3-1 in the Semifinals;

Defeated Minnesota 3-2 in the WNBA Finals

All-Time Record (Founded): 398-264 (1997)

SERIES FACTS

Overall: 25-42 **Home:** 16-17 **Road:** 9-25 **Playoffs:** 7-6

Current Streak: W1 **Home:** L1 **Road:** L2

Last Home Win: 8/9/15 (72-64)

Last Home Loss: 6/24/16 (76-94)

Last Road Win: 9/6/16 (77-74)

Last Road Loss: 8/4/15 (61-83)

Lynx Largest Margin of Victory: 43; 5/31/06, @ Minnesota, 114-71

Lynx High Point Total: 114; 5/31/06, at Minnesota, 114-71

Lynx Low Point Total: 54; 8/18/99, at Los Angeles, 54-72

Sparks Largest Margin of Victory: 30; 7/2/13, at Los Angeles, 66-69

Sparks High Point Total: 100; 7/8/01, at Los Angeles, 100-95 (OT)

Sparks Low Point Total: 58; (2x) MR: 6/16/07, at Minnesota, 58-83



LYNX VS. SPARKS



MINNESOTA

| PLAYER | G-GS | MIN | FG-FGA | PCT | 3FG-A | PCT | FT-FTA | PCT | OFF | DEF | REB | AST | PF-DQ | STL | TO | BLK | PTS | AVG | HI |
|-------------|----------|------------|---------------|-------------|--------------|-------------|--------------|-------------|-----------|-----------|------------|-----------|-------------|-----------|-----------|-----------|------------|-------------|-----------|
| Moore | 3-3 | 85 | 20-46 | .435 | 9-22 | .409 | 7-9 | .778 | 3 | 13 | 16 | 10 | 10-0 | 5 | 8 | 1 | 56 | 18.7 | 28 |
| Fowles | 3-3 | 97 | 15-22 | .682 | 0-0 | .000 | 5-10 | .500 | 5 | 26 | 31 | 5 | 8-0 | 2 | 9 | 6 | 35 | 11.7 | 21 |
| Augustus | 3-3 | 77 | 10-30 | .333 | 2-6 | .333 | 3-5 | .600 | 2 | 4 | 6 | 4 | 6-0 | 0 | 6 | 0 | 25 | 8.3 | 13 |
| Perkins | 3-0 | 63 | 8-20 | .400 | 0-4 | .000 | 9-11 | .818 | 2 | 7 | 9 | 3 | 5-0 | 5 | 2 | 0 | 25 | 8.3 | 13 |
| Whalen | 3-3 | 75 | 9-19 | .474 | 0-1 | .000 | 7-10 | .700 | 1 | 4 | 5 | 9 | 7-0 | 3 | 6 | 0 | 25 | 8.3 | 10 |
| Howard | 3-0 | 49 | 11-18 | .611 | 0-2 | .000 | 1-2 | .500 | 4 | 3 | 7 | 2 | 6-0 | 3 | 3 | 1 | 23 | 7.7 | 12 |
| Brunson | 3-3 | 60 | 7-13 | .538 | 0-0 | .000 | 6-6 | 1.000 | 8 | 15 | 23 | 4 | 7-0 | 2 | 2 | 3 | 20 | 6.7 | 12 |
| Montgomery | 3-0 | 52 | 5-17 | .294 | 2-9 | .222 | 0-2 | .000 | 0 | 3 | 3 | 7 | 3-0 | 1 | 8 | 1 | 12 | 4.0 | 6 |
| Hampton | 1-0 | 3 | 1-1 | 1.000 | 0-0 | .000 | 0-0 | .000 | 0 | 0 | 0 | 0 | 1-0 | 0 | 0 | 0 | 2 | 2.0 | 2 |
| McCarville | 3-0 | 34 | 1-6 | .167 | 0-1 | .000 | 0-0 | .000 | 1 | 3 | 4 | 6 | 5-0 | 2 | 0 | 0 | 2 | 0.7 | 2 |
| Cruz | 1-0 | 7 | 0-0 | .000 | 0-0 | .000 | 0-0 | .000 | 0 | 1 | 1 | 2 | 3-0 | 0 | 0 | 0 | 0 | 0.0 | 0 |
| LYNX | 3 | 600 | 87-192 | .453 | 13-45 | .289 | 38-55 | .691 | 26 | 79 | 105 | 52 | 61-0 | 23 | 48 | 12 | 225 | 75.0 | 77 |

LOS ANGELES

| PLAYER | G-GS | MIN | FG-FGA | PCT | 3FG-A | PCT | FT-FTA | PCT | OFF | DEF | REB | AST | PF-DQ | STL | TO | BLK | PTS | AVG | HI |
|---------------|----------|------------|---------------|-------------|--------------|-------------|--------------|-------------|-----------|-----------|-----------|-----------|-------------|-----------|-----------|----------|------------|-------------|-----------|
| Toliver | 3-3 | 97 | 18-38 | .474 | 12-24 | .500 | 8-10 | .800 | 0 | 7 | 7 | 5 | 8-0 | 3 | 3 | 0 | 56 | 18.7 | 25 |
| Ogwumike | 3-3 | 104 | 18-31 | .581 | 1-2 | .500 | 11-12 | .917 | 5 | 18 | 23 | 7 | 9-0 | 4 | 8 | 1 | 48 | 16.0 | 20 |
| Parker | 3-3 | 105 | 10-33 | .303 | 3-9 | .333 | 10-19 | .526 | 7 | 18 | 25 | 18 | 6-0 | 5 | 10 | 3 | 33 | 11.0 | 14 |
| Gray | 3-0 | 43 | 8-17 | .471 | 3-6 | .500 | 8-9 | .889 | 1 | 5 | 6 | 3 | 2-0 | 3 | 5 | 1 | 27 | 9.0 | 20 |
| Carson | 3-3 | 67 | 9-16 | .563 | 2-5 | .400 | 4-4 | 1.000 | 0 | 4 | 4 | 3 | 6-0 | 5 | 4 | 0 | 24 | 8.0 | 11 |
| Lavender | 3-0 | 51 | 9-24 | .375 | 0-0 | .000 | 3-5 | .600 | 2 | 7 | 9 | 3 | 4-0 | 2 | 2 | 1 | 21 | 7.0 | 10 |
| Beard | 3-3 | 102 | 8-22 | .364 | 0-3 | .000 | 3-5 | .600 | 1 | 5 | 6 | 12 | 11-0 | 6 | 3 | 1 | 19 | 6.3 | 10 |
| Dubljevic | 1-0 | 14 | 2-4 | .500 | 0-0 | .000 | 1-1 | 1.000 | 0 | 5 | 5 | 2 | 2-0 | 0 | 2 | 1 | 5 | 5.0 | 5 |
| Gruda | 1-0 | 0 | 1-1 | 1.000 | 0-0 | .000 | 0-0 | .000 | 0 | 0 | 0 | 0 | 0-0 | 0 | 0 | 0 | 2 | 2.0 | 2 |
| Dabovic | 2-0 | 9 | 0-2 | .000 | 0-0 | .000 | 2-2 | 1.000 | 0 | 1 | 1 | 0 | 2-0 | 1 | 1 | 0 | 2 | 1.0 | 2 |
| Belyakova | 1-0 | 5 | 0-0 | .000 | 0-0 | .000 | 0-0 | .000 | 0 | 0 | 0 | 0 | 1-0 | 0 | 1 | 0 | 0 | 0.0 | 0 |
| Wauters | 1-0 | 1 | 0-0 | .000 | 0-0 | .000 | 0-0 | .000 | 0 | 0 | 0 | 0 | 1-0 | 0 | 0 | 0 | 0 | 0.0 | 0 |
| SPARKS | 3 | 600 | 83-188 | .441 | 21-49 | .429 | 50-67 | .746 | 16 | 70 | 86 | 53 | 52-0 | 29 | 40 | 8 | 237 | 79.0 | 94 |



NEW YORK LIBERTY



MADISON SQUARE GARDEN

Two Pennsylvania Plaza
 New York, NY 10121
Main: (212) 465-5962
Fax: (212) 465-6789
Website: <http://liberty.wnba.com>

2017 SEASON

May 18 at New York, 6:00 P.M.
July 25 at Minnesota, 7:00 P.M.
August 20 at New York, 2:00 P.M.

2016 LYNX VS. LIBERTY (2-1)

| DATE | SITE | W/L |
|---------|-----------|-----|
| 5/31/16 | New York | W |
| 6/29/16 | Minnesota | L |
| 7/15/16 | Minnesota | W |



| SCORE | LYNX HIGH | LIBERTY HIGH | ATTENDANCE |
|----------|--------------|--------------|------------|
| 79-69 | Moore, 25 | Charles, 23 | 7,356 |
| 92-95 OT | Moore, 24 | Rodgers, 30 | 7,721 |
| 88-70 | Augustus, 20 | Charles, 15 | 8,123 |

TEAM INFORMATION

Ownership: The Madison Square Garden Company
Executive Chairman: James Dolan
President and CEO: David O' Connor
Team President: Isiah Thomas
Coach: Bill Laimbeer
Associate Head Coach: Katie Smith
Assistant Coach: Herb Williams
Director of Player Development: Teresa Weatherspoon
Head Athletic Trainer: Rosemary Ragle
Director of Communications: Vincent Novicki
Television: MSG Network
Home Court: Madison Square Garden (18,200)
Team Colors: Blue, Seafoam Green, Orange, Black
2016 Season: 21-13; Third in WNBA
2016 Postseason: Lost to Phoenix 101-94 in the Second Round
All-Time Record (Founded): 349-313 (1997)

SERIES FACTS

Overall: 16-18 **Home:** 7-11 **Road:** 9-7
Current Streak: W1 **Home:** W1 **Road:** W1
Last Home Win: 7/15/16 (88-70)
Last Home Loss: 6/29/16 (92-95 OT)
Last Road Win: 5/31/16 (79-69)
Last Road Loss: 8/28/15 (68-81)
Lynx Largest Margin of Victory: 32; 6/21/12, at Minnesota, 102-70
Lynx High Point Total: 102; 6/21/12, at Minnesota, 102-70
Lynx Low Point Total: 47; 7/24/05, at Minnesota, 47-59
Liberty Largest Margin of Victory: 16; 9/2/11, at Minnesota, 62-78
Liberty High Point Total: 95; 6/29/16, at Minnesota, 92-95 (OT)
Liberty Low Point Total: 47; 8/27/13, at New York, 47-73



LYNX VS. LIBERTY



MINNESOTA

| PLAYER | G-GS | MIN | FG-FGA | PCT | 3FG-A | PCT | FT-FTA | PCT | OFF | DEF | REB | AST | PF-DQ | STL | TO | BLK | PTS | AVG | HI |
|-------------|----------|------------|---------------|-------------|--------------|-------------|--------------|-------------|-----------|-----------|------------|-----------|-------------|-----------|-----------|-----------|------------|-------------|-----------|
| Moore | 3-3 | 99 | 25-55 | .455 | 6-15 | .400 | 8-10 | .800 | 2 | 13 | 15 | 9 | 5-0 | 7 | 9 | 3 | 64 | 21.3 | 25 |
| Augustus | 3-3 | 79 | 17-30 | .567 | 2-5 | .400 | 5-7 | .714 | 2 | 14 | 16 | 10 | 5-0 | 1 | 5 | 0 | 41 | 13.7 | 20 |
| Fowles | 3-3 | 92 | 13-24 | .542 | 0-0 | .000 | 9-13 | .692 | 4 | 14 | 18 | 3 | 7-0 | 3 | 2 | 6 | 35 | 11.7 | 18 |
| Montgomery | 3-0 | 52 | 11-19 | .579 | 2-6 | .333 | 9-9 | 1.000 | 0 | 2 | 2 | 10 | 4-0 | 3 | 3 | 0 | 33 | 11.0 | 14 |
| Whalen | 3-3 | 73 | 10-23 | .435 | 0-1 | .000 | 2-2 | 1.000 | 1 | 7 | 8 | 14 | 4-0 | 1 | 3 | 0 | 22 | 7.3 | 10 |
| Brunson | 3-3 | 82 | 6-17 | .353 | 0-0 | .000 | 8-9 | .889 | 6 | 16 | 22 | 8 | 13-0 | 7 | 5 | 1 | 20 | 6.7 | 9 |
| Perkins | 3-0 | 59 | 7-23 | .304 | 0-4 | .000 | 3-3 | 1.000 | 3 | 6 | 9 | 2 | 2-0 | 1 | 1 | 0 | 17 | 5.7 | 6 |
| McCarville | 3-0 | 37 | 7-16 | .438 | 0-0 | .000 | 0-0 | .000 | 2 | 2 | 4 | 1 | 6-0 | 2 | 4 | 1 | 14 | 4.7 | 10 |
| Howard | 3-0 | 38 | 2-7 | .286 | 0-0 | .000 | 4-8 | .500 | 3 | 6 | 9 | 3 | 8-0 | 3 | 3 | 4 | 8 | 2.7 | 3 |
| Hampton | 2-0 | 14 | 1-1 | 1.000 | 1-1 | 1.000 | 2-2 | 1.000 | 0 | 0 | 0 | 1 | 2-0 | 1 | 1 | 1 | 5 | 2.5 | 5 |
| Graves | 1-0 | 1 | 0-0 | .000 | 0-0 | .000 | 0-0 | .000 | 0 | 0 | 0 | 0 | 0-0 | 0 | 0 | 0 | 0 | 0.0 | 0 |
| LYNX | 3 | 625 | 99-215 | .460 | 11-32 | .344 | 50-63 | .794 | 23 | 80 | 103 | 61 | 56-0 | 29 | 37 | 16 | 259 | 86.3 | 92 |

NEW YORK

| PLAYER | G-GS | MIN | FG-FGA | PCT | 3FG-A | PCT | FT-FTA | PCT | OFF | DEF | REB | AST | PF-DQ | STL | TO | BLK | PTS | AVG | HI |
|----------------|----------|------------|---------------|-------------|--------------|-------------|--------------|-------------|-----------|-----------|------------|-----------|-------------|-----------|-----------|-----------|------------|-------------|-----------|
| Charles | 2-2 | 67 | 15-34 | .441 | 0-1 | .000 | 8-9 | .889 | 6 | 19 | 25 | 3 | 4-0 | 0 | 6 | 3 | 38 | 19.0 | 23 |
| Rodgers | 3-3 | 78 | 14-33 | .424 | 9-17 | .529 | 4-4 | 1.000 | 0 | 4 | 4 | 7 | 10-0 | 2 | 5 | 3 | 41 | 13.7 | 30 |
| Zellous | 3-0 | 79 | 15-22 | .682 | 1-2 | .500 | 7-10 | .700 | 0 | 6 | 6 | 8 | 3-0 | 4 | 5 | 1 | 38 | 12.7 | 15 |
| Zahui B. | 2-1 | 49 | 8-17 | .471 | 0-1 | .000 | 5-5 | 1.000 | 3 | 9 | 12 | 1 | 8-0 | 2 | 3 | 4 | 21 | 10.5 | 17 |
| Boyd | 3-0 | 63 | 7-26 | .269 | 0-2 | .000 | 11-12 | .917 | 2 | 7 | 9 | 7 | 11-0 | 3 | 10 | 0 | 25 | 8.3 | 9 |
| Wright | 3-3 | 67 | 8-23 | .348 | 0-2 | .000 | 5-6 | .833 | 2 | 1 | 3 | 9 | 8-0 | 4 | 10 | 0 | 21 | 7.0 | 8 |
| Stokes | 3-0 | 80 | 7-11 | .636 | 0-0 | .000 | 6-14 | .429 | 8 | 15 | 23 | 0 | 4-0 | 3 | 2 | 2 | 20 | 6.7 | 9 |
| Schimmel | 2-0 | 7 | 2-4 | .500 | 2-4 | .500 | 2-2 | 1.000 | 0 | 1 | 1 | 0 | 0-0 | 0 | 0 | 0 | 8 | 4.0 | 6 |
| Swords | 3-3 | 55 | 5-11 | .455 | 0-0 | .000 | 0-0 | .000 | 3 | 5 | 8 | 2 | 5-0 | 1 | 2 | 2 | 10 | 3.3 | 8 |
| Allen | 2-0 | 27 | 2-8 | .250 | 0-2 | .000 | 2-2 | 1.000 | 3 | 1 | 4 | 3 | 3-0 | 0 | 0 | 1 | 6 | 3.0 | 4 |
| Harding | 1-1 | 15 | 1-3 | .333 | 0-1 | .000 | 0-0 | .000 | 0 | 1 | 1 | 1 | 0-0 | 1 | 2 | 0 | 2 | 2.0 | 2 |
| Cash | 3-2 | 39 | 1-10 | .100 | 0-1 | .000 | 2-2 | 1.000 | 1 | 4 | 5 | 3 | 7-0 | 1 | 3 | 2 | 4 | 1.3 | 2 |
| LIBERTY | 3 | 625 | 85-202 | .421 | 12-33 | .364 | 52-66 | .788 | 28 | 73 | 101 | 44 | 63-0 | 21 | 51 | 18 | 234 | 78.0 | 95 |



PHOENIX MERCURY



TALKING STICK RESORT ARENA

201 E. Jefferson Street
 Phoenix, AZ 85004
Main: (602) 514-8333
Fax: (602) 379-7540
Website: <http://mercury.wnba.com>

2017 SEASON

June 30 at Phoenix, 9:00 P.M.
July 14 at Phoenix, 9:00 P.M.
July 16 at Minnesota, 6:00 P.M.
August 22 at Minnesota, 7:00 P.M.



2016 LYNX VS. MERCURY (3-0)

| DATE | SITE | W/L | SCORE | LYNX HIGH | MERCURY HIGH | ATTENDANCE |
|---------|-----------|-----|-------|------------------|-------------------|------------|
| 5/14/16 | Minnesota | W | 95-76 | Moore, 27 | Taurasi, 18 | 9,221 |
| 5/25/16 | Phoenix | W | 85-78 | Moore, 34 | Taylor, 25 | 9,368 |
| 6/7/16 | Minnesota | W | 89-81 | Moore/Fowles, 21 | Griner/Bonner, 14 | 7,207 |

TEAM INFORMATION

Managing Partner: Robert Sarver
General Manager: Jim Pitman
Vice President: Ann Meyers Drysdale
Head Coach: Sandy Brondello
Assistant Coach: Julie Hairgrove, Todd Troxel
Strength-and-Conditioning Coach: Kristine Foltz
Head Athletic Trainer: Tamara Poole
Manager of Basketball Communications: Bryce Marsee
Television: Fox Sports Arizona
Home Court: Talking Stick Resort Arena (18,055)
Team Colors: Orange, Purple, Silver
2016 Season: 16-18; Eighth in WNBA
2016 Postseason: Lost to Minnesota (3-0) in the Semifinals
All-Time Record (Founded): 340-322 (1997)

SERIES FACTS

Overall: 36-33 **Home:** 23-11 **Road:** 13-22 **Playoffs:** 10-2
Current Streak: W4 **Home:** W5 **Road:** W1
Last Home Win: 6/7/16 (89-81)
Last Home Loss: 6/15/14 (72-80)
Last Road Win: 5/25/16 (85-78)
Last Road Loss: 8/23/15 (67-79)
Lynx Largest Margin of Victory: 32; 7/7/13, at Minnesota, 91-59
Lynx High Point Total: 124; 7/24/10, at Minnesota, 124-127 (20T)
Lynx Low Point Total: 45; 7/29/02, at Phoenix, 45-57
Mercury Largest Margin of Victory: 33; 7/29/99, at Phoenix, 79-46
Mercury High Point Total: 127; 7/24/10, at Minnesota, 127-124 (20T)
Mercury Low Point Total: 47; 7/3/99, at Minnesota, 47-56



LYNX VS. MERCURY



MINNESOTA

| PLAYER | G-GS | MIN | FG-FGA | PCT | 3FG-A | PCT | FT-FTA | PCT | OFF | DEF | REB | AST | PF-DQ | STL | TO | BLK | PTS | AVG | HI |
|-------------|----------|------------|---------------|-------------|--------------|-------------|--------------|-------------|-----------|-----------|------------|-----------|-------------|-----------|-----------|----------|------------|-------------|-----------|
| Moore | 3-3 | 104 | 27-56 | .482 | 8-19 | .421 | 20-22 | .909 | 3 | 10 | 13 | 15 | 7-0 | 5 | 8 | 1 | 82 | 27.3 | 34 |
| Fowles | 3-3 | 95 | 21-39 | .538 | 0-0 | .000 | 14-15 | .933 | 10 | 20 | 30 | 3 | 10-0 | 3 | 6 | 3 | 56 | 18.7 | 21 |
| Augustus | 3-3 | 73 | 14-28 | .500 | 1-1 | 1.000 | 0-0 | .000 | 2 | 3 | 5 | 5 | 5-0 | 2 | 8 | 1 | 29 | 9.7 | 21 |
| Montgomery | 3-0 | 56 | 6-18 | .333 | 3-8 | .375 | 9-12 | .750 | 0 | 1 | 1 | 8 | 8-0 | 6 | 5 | 0 | 24 | 8.0 | 18 |
| Perkins | 3-0 | 52 | 7-19 | .368 | 3-7 | .429 | 3-3 | 1.000 | 0 | 4 | 4 | 2 | 6-0 | 5 | 2 | 0 | 20 | 6.7 | 11 |
| Whalen | 3-3 | 74 | 7-17 | .412 | 0-0 | .000 | 6-6 | 1.000 | 1 | 8 | 9 | 11 | 7-0 | 2 | 9 | 0 | 20 | 6.7 | 14 |
| Brunson | 3-3 | 88 | 5-17 | .294 | 0-1 | .000 | 8-8 | 1.000 | 7 | 18 | 25 | 7 | 5-0 | 2 | 2 | 0 | 18 | 6.0 | 12 |
| Howard | 3-0 | 24 | 5-8 | .625 | 0-0 | .000 | 1-1 | 1.000 | 4 | 5 | 9 | 1 | 7-0 | 0 | 4 | 1 | 11 | 3.7 | 5 |
| Graves | 1-0 | 2 | 1-1 | 1.000 | 0-0 | .000 | 0-0 | .000 | 0 | 0 | 0 | 0 | 0-0 | 0 | 1 | 0 | 2 | 2.0 | 2 |
| Hampton | 2-0 | 5 | 1-3 | .333 | 1-2 | .500 | 0-0 | .000 | 0 | 0 | 0 | 0 | 1-0 | 0 | 0 | 0 | 3 | 1.5 | 3 |
| McCarville | 3-0 | 27 | 2-3 | .667 | 0-0 | .000 | 0-0 | .000 | 3 | 3 | 6 | 4 | 6-0 | 2 | 2 | 0 | 4 | 1.3 | 2 |
| LYNX | 3 | 600 | 96-209 | .459 | 16-38 | .421 | 61-67 | .910 | 30 | 72 | 102 | 56 | 62-0 | 27 | 48 | 6 | 269 | 89.7 | 95 |

PHOENIX

| PLAYER | G-GS | MIN | FG-FGA | PCT | 3FG-A | PCT | FT-FTA | PCT | OFF | DEF | REB | AST | PF-DQ | STL | TO | BLK | PTS | AVG | HI |
|----------------|----------|------------|---------------|-------------|--------------|-------------|--------------|-------------|-----------|-----------|-----------|-----------|-------------|-----------|-----------|-----------|------------|-------------|-----------|
| Taurasi | 3-3 | 97 | 14-43 | .326 | 7-28 | .250 | 7-8 | .875 | 0 | 10 | 10 | 14 | 11-0 | 5 | 13 | 0 | 42 | 14.0 | 18 |
| Taylor | 3-3 | 81 | 13-26 | .500 | 4-11 | .364 | 12-13 | .923 | 1 | 13 | 14 | 13 | 6-0 | 5 | 7 | 1 | 42 | 14.0 | 25 |
| Bonner | 3-2 | 84 | 12-32 | .375 | 3-12 | .250 | 9-13 | .692 | 2 | 10 | 12 | 6 | 8-0 | 1 | 4 | 1 | 36 | 12.0 | 14 |
| Griner | 3-3 | 74 | 11-18 | .611 | 0-0 | .000 | 8-8 | 1.000 | 1 | 12 | 13 | 3 | 14-1 | 0 | 6 | 7 | 30 | 10.0 | 14 |
| Petrovic | 3-1 | 52 | 11-20 | .550 | 0-3 | .000 | 0-0 | .000 | 3 | 4 | 7 | 1 | 9-0 | 3 | 7 | 0 | 22 | 7.3 | 12 |
| Bass | 3-0 | 53 | 8-12 | .667 | 0-0 | .000 | 3-4 | .750 | 5 | 3 | 8 | 2 | 9-0 | 1 | 3 | 3 | 19 | 6.3 | 10 |
| Dupree | 3-3 | 75 | 7-11 | .636 | 0-0 | .000 | 5-7 | .714 | 2 | 12 | 14 | 3 | 5-0 | 4 | 7 | 0 | 19 | 6.3 | 8 |
| Harrison | 3-0 | 32 | 4-9 | .444 | 0-0 | .000 | 3-4 | .750 | 2 | 5 | 7 | 1 | 6-0 | 3 | 2 | 0 | 11 | 3.7 | 5 |
| Quinn | 3-0 | 33 | 4-6 | .667 | 1-2 | .500 | 2-2 | 1.000 | 0 | 2 | 2 | 4 | 4-0 | 2 | 2 | 1 | 11 | 3.7 | 7 |
| Harding (TOT) | 1-1 | 15 | 1-3 | .333 | 0-1 | .000 | 0-0 | .000 | 0 | 1 | 1 | 1 | 0-0 | 1 | 2 | 0 | 2 | 2.0 | 2 |
| Fields | 1-0 | 8 | 0-2 | .000 | 0-0 | .000 | 1-2 | .500 | 0 | 0 | 0 | 0 | 0-0 | 0 | 2 | 0 | 1 | 1.0 | 1 |
| Harden | 2-0 | 7 | 1-3 | .333 | 0-1 | .000 | 0-0 | .000 | 0 | 0 | 0 | 0 | 0-0 | 1 | 0 | 0 | 2 | 1.0 | 2 |
| Williams | 1-0 | 2 | 0-1 | .000 | 0-1 | .000 | 0-0 | .000 | 0 | 1 | 1 | 0 | 0-0 | 0 | 0 | 0 | 0 | 0.0 | 0 |
| MERCURY | 3 | 600 | 85-183 | .464 | 15-58 | .259 | 50-61 | .820 | 16 | 72 | 88 | 47 | 72-1 | 25 | 55 | 13 | 235 | 78.3 | 81 |



SAN ANTONIO STARS



AT&T CENTER

One AT&T
 San Antonio, TX 78219
Main: (210) 444-5000
Fax: (210) 444-5003
Website: <http://stars.wnba.com>

2017 SEASON

May 28 at Minnesota, 6:00 P.M.
June 25 at Minnesota, 6:00 P.M.
August 25 at San Antonio, 7:00 P.M.

2016 LYNX VS. STARS (3-0)

| DATE | SITE | W/L | SCORE | LYNX HIGH | STARS HIGH | ATTENDANCE |
|---------|-------------|-----|-------|--------------|---------------|------------|
| 7/2/16 | Minnesota | W | 91-68 | Howard, 11 | Alexander, 11 | 7,534 |
| 7/12/16 | San Antonio | W | 81-57 | Moore, 24 | Jefferson, 14 | 11,171 |
| 9/11/16 | San Antonio | W | 81-76 | Augustus, 20 | Jefferson, 26 | 5,705 |



TEAM INFORMATION

Owner: Peter Holt
General Manager: Ruth Riley
Head Coach: Vickie Johnson
Assistant Coaches: Joi Williams & Latricia Trammell
Head Athletic Trainer: Camile Crawford
Communications Manager: Rebecca Sweat
Television: FOXSports Southwest
Radio: Ticket 760A AM
Home Court: AT&T Center (9,888)
Team Colors: Silver and Black
2016 Season: 7-27; 12th in WNBA
2016 Postseason: N/A
All-Time Record (Founded): 283-379 (1997-2002-Utah Jazz; 2003-2013 San Antonio Silver Stars; 2014-present San Antonio Stars)

SERIES FACTS

Overall: 48-21 **Home:** 30-5 **Road:** 18-16 **Playoffs:** 4-1
Current Streak: W7 **Home:** W13 **Road:** W4
Last Home Win: 7/2/16 (91-68)
Last Home Loss: 7/22/10 (72-74)
Last Road Win: 9/11/16 (81-76)
Last Road Loss: 8/15/14 (76-92)
Lynx Largest Margin of Victory: 27; 7/25/03, at Minnesota, 81-54
Lynx High Point Total: 96; 8/28/12, at Minnesota, 90-78
Lynx Low Point Total: 44; 5/26/04, at San Antonio, 44-56
Stars Largest Margin of Victory: 31; 7/5/02, at Utah, 87-56
Stars High Point Total: 99; 9/23/12, at San Antonio, 84-99
Stars Low Point Total: 47; 6/3/04, at Minnesota, 47-55

(*Includes results as Utah Starzz)



LYNX VS. STARS



MINNESOTA

| PLAYER | G-GS | MIN | FG-FGA | PCT | 3FG-A | PCT | FT-FTA | PCT | OFF | DEF | REB | AST | PF-DQ | STL | TO | BLK | PTS | AVG | HI |
|-------------|----------|------------|---------------|-------------|-------------|-------------|--------------|-------------|-----------|-----------|------------|-----------|-------------|-----------|-----------|-----------|------------|-------------|-----------|
| Moore | 3-3 | 81 | 17-38 | .447 | 3-8 | .375 | 18-25 | .720 | 10 | 10 | 20 | 18 | 7-0 | 3 | 4 | 5 | 55 | 18.3 | 24 |
| Whalen | 3-3 | 78 | 13-23 | .565 | 0-0 | .000 | 12-14 | .857 | 0 | 9 | 9 | 11 | 5-0 | 3 | 4 | 0 | 38 | 12.7 | 22 |
| Augustus | 2-2 | 51 | 10-21 | .476 | 2-3 | .667 | 2-2 | 1.000 | 0 | 9 | 9 | 4 | 0-0 | 0 | 3 | 0 | 24 | 12.0 | 20 |
| Howard | 3-0 | 49 | 12-20 | .600 | 0-0 | .000 | 9-13 | .692 | 1 | 8 | 9 | 2 | 10-0 | 1 | 0 | 5 | 33 | 11.0 | 21 |
| Brunson | 3-3 | 74 | 10-18 | .556 | 0-0 | .000 | 6-6 | 1.000 | 7 | 23 | 30 | 5 | 7-0 | 1 | 1 | 0 | 26 | 8.7 | 10 |
| Perkins | 3-1 | 73 | 10-28 | .357 | 0-2 | .000 | 2-2 | 1.000 | 5 | 6 | 11 | 5 | 3-0 | 1 | 2 | 0 | 22 | 7.3 | 14 |
| Fowles | 3-3 | 66 | 9-18 | .500 | 0-0 | .000 | 2-4 | .500 | 6 | 13 | 19 | 1 | 13-0 | 3 | 3 | 5 | 20 | 6.7 | 9 |
| Montgomery | 3-0 | 52 | 6-17 | .353 | 1-5 | .200 | 0-0 | .000 | 0 | 2 | 2 | 5 | 3-0 | 2 | 3 | 0 | 13 | 4.3 | 6 |
| Cruz | 1-0 | 8 | 0-1 | .000 | 0-0 | .000 | 4-4 | 1.000 | 0 | 1 | 1 | 1 | 0-0 | 0 | 1 | 0 | 4 | 4.0 | 4 |
| McCarville | 3-0 | 35 | 5-9 | .556 | 0-0 | .000 | 2-3 | .667 | 4 | 7 | 11 | 2 | 6-0 | 1 | 1 | 0 | 12 | 4.0 | 5 |
| Hampton | 3-0 | 25 | 0-10 | .000 | 0-6 | .000 | 6-6 | 1.000 | 0 | 2 | 2 | 1 | 3-0 | 1 | 3 | 0 | 6 | 2.0 | 2 |
| Graves | 2-0 | 9 | 0-1 | .000 | 0-0 | .000 | 0-0 | .000 | 1 | 0 | 1 | 0 | 1-0 | 0 | 0 | 0 | 0 | 0.0 | 0 |
| LYNX | 3 | 600 | 92-204 | .451 | 6-24 | .250 | 63-79 | .797 | 34 | 90 | 124 | 55 | 58-0 | 16 | 26 | 15 | 253 | 84.3 | 91 |

SAN ANTONIO

| PLAYER | G-GS | MIN | FG-FGA | PCT | 3FG-A | PCT | FT-FTA | PCT | OFF | DEF | REB | AST | PF-DQ | STL | TO | BLK | PTS | AVG | HI |
|-----------------|----------|------------|---------------|-------------|--------------|-------------|--------------|-------------|-----------|-----------|-----------|-----------|-------------|-----------|-----------|----------|------------|-------------|-----------|
| Jefferson | 3-3 | 85 | 21-48 | .438 | 2-6 | .333 | 6-10 | .600 | 1 | 6 | 7 | 11 | 4-0 | 2 | 2 | 0 | 50 | 16.7 | 26 |
| Currie | 3-3 | 62 | 14-30 | .467 | 2-4 | .500 | 3-5 | .600 | 4 | 4 | 8 | 4 | 7-0 | 0 | 4 | 0 | 33 | 11.0 | 18 |
| Alexander | 2-0 | 50 | 6-12 | .500 | 0-0 | .000 | 8-10 | .800 | 4 | 3 | 7 | 1 | 4-0 | 1 | 6 | 1 | 20 | 10.0 | 11 |
| Colson | 3-0 | 57 | 6-20 | .300 | 0-5 | .000 | 10-12 | .833 | 1 | 2 | 3 | 7 | 5-0 | 3 | 6 | 0 | 22 | 7.3 | 8 |
| McBride | 1-1 | 21 | 3-12 | .250 | 1-3 | .333 | 0-0 | .000 | 1 | 5 | 6 | 0 | 0-0 | 1 | 1 | 0 | 7 | 7.0 | 7 |
| Montgomery | 2-1 | 43 | 5-10 | .500 | 2-4 | .500 | 1-1 | 1.000 | 3 | 3 | 6 | 4 | 5-0 | 0 | 4 | 0 | 13 | 6.5 | 8 |
| Ndour | 3-1 | 52 | 6-19 | .316 | 3-9 | .333 | 2-2 | 1.000 | 2 | 11 | 13 | 1 | 4-0 | 3 | 0 | 2 | 17 | 5.7 | 14 |
| Peters | 3-0 | 55 | 6-20 | .300 | 2-8 | .250 | 1-2 | .500 | 1 | 9 | 10 | 1 | 6-0 | 1 | 1 | 1 | 15 | 5.0 | 7 |
| Baugh | 1-0 | 12 | 1-3 | .333 | 0-0 | .000 | 2-2 | 1.000 | 5 | 1 | 6 | 0 | 3-0 | 0 | 1 | 0 | 4 | 4.0 | 4 |
| Gwathmey | 3-1 | 54 | 5-17 | .294 | 0-3 | .000 | 1-2 | .500 | 1 | 6 | 7 | 3 | 10-0 | 2 | 3 | 0 | 11 | 3.7 | 5 |
| Hamby | 2-2 | 42 | 2-7 | .286 | 0-0 | .000 | 2-2 | 1.000 | 1 | 7 | 8 | 2 | 4-0 | 2 | 3 | 0 | 6 | 3.0 | 6 |
| Dietrick (TOT) | 1-0 | 8 | 1-2 | .500 | 0-1 | .000 | 0-0 | .000 | 0 | 3 | 3 | 0 | 0-0 | 0 | 0 | 0 | 2 | 2.0 | 2 |
| Dietrick (SA) | 1-0 | 8 | 1-2 | .500 | 0-1 | .000 | 0-0 | .000 | 0 | 3 | 3 | 0 | 0-0 | 0 | 0 | 0 | 2 | 2.0 | 2 |
| Appel-Marinelli | 3-3 | 59 | 0-6 | .000 | 0-0 | .000 | 1-4 | .250 | 0 | 10 | 10 | 9 | 9-0 | 0 | 5 | 3 | 1 | 0.3 | 1 |
| STARS | 3 | 600 | 76-206 | .369 | 12-43 | .279 | 37-52 | .712 | 24 | 70 | 94 | 43 | 61-0 | 15 | 40 | 7 | 201 | 67.0 | 76 |



SEATTLE STORM



KEYARENA

305 Harrison Street, Seattle, WA 98109

STORM OFFICES

3421 Thorndyke Ave W, Seattle, WA 98119

Main: (206) 217-2706

Fax: (206) 281-5817

Website: <http://storm.wnba.com>

2017 SEASON

June 3 at Seattle, 8:00 P.M.

July 30 at Minnesota, 6:00 P.M.

August 16 at Seattle, 9:00 P.M.

2016 LYNX VS. STORM (4-0)

| DATE | SITE | W/L | SCORE | LYNX HIGH | STORM HIGH | ATTENDANCE |
|---------|-----------|-----|-------|------------|-------------|------------|
| 5/22/16 | Seattle | W | 78-71 | Moore, 17 | Clark, 20 | 9,686 |
| 6/19/16 | Seattle | W | 96-84 | Moore, 18 | Loyd, 20 | 5,749 |
| 7/22/16 | Minnesota | W | 79-72 | Moore, 21 | Stewart, 18 | 12,124 |
| 8/28/16 | Minnesota | W | 92-80 | Whalen, 24 | Loyd, 20 | 11,834 |



TEAM INFORMATION

Ownership: Force 10 Hoops, LLC

President & General Manager: Alisha Valavanis

Head Coach: Jenny Boucek

Assistant Coaches: Gary Kloppenburg, Ryan Webb

Head Athletic Trainer: Tom Spencer

Public Relations Manager: Kimberly Veale

Television: KONG

Radio: KPTK AM 1090

Home Court: KeyArena (9,686)

Team Colors: Storm Green, Storm Gold, Storm Red, Storm Bronze

2016 Season: 16-18; 7th in WNBA

2016 Postseason: Lost to Atlanta 94-85 in the First Round

All-Time Record (Founded): 288-284 (2000)

SERIES FACTS

Overall: 36-33 **Home:** 23-11 **Road:** 13-22 **Playoffs:** 10-2

Current Streak: W4 **Home:** W5 **Road:** W1

Last Home Win: 6/7/16 (89-81)

Last Home Loss: 6/15/14 (72-80)

Last Road Win: 5/25/16 (85-78)

Last Road Loss: 8/23/15 (67-79)

Lynx Largest Margin of Victory: 32; 7/7/13, at Minnesota, 91-59

Lynx High Point Total: 124; 7/24/10, at Minnesota, 124-127 2OT

Lynx Low Point Total: 45; 7/29/02, at Phoenix, 45-57

Mercury Largest Margin of Victory: 33; 7/29/99, at Phoenix, 79-46

Mercury High Point Total: 127; 7/24/10, at Minnesota, 127-124 2OT

Mercury Low Point Total: 47; 7/3/99, at Minnesota, 47-56



LYNX VS. STORM



MINNESOTA

| PLAYER | G-GS | MIN | FG-FGA | PCT | 3FG-A | PCT | FT-FTA | PCT | OFF | DEF | REB | AST | PF-DQ | STL | TO | BLK | PTS | AVG | HI |
|-------------|----------|------------|----------------|-------------|--------------|-------------|--------------|-------------|-----------|------------|------------|-----------|-------------|-----------|-----------|-----------|------------|-------------|-----------|
| Moore | 4-4 | 123 | 22-50 | .440 | 8-15 | .533 | 17-18 | .944 | 4 | 25 | 29 | 18 | 9-0 | 2 | 6 | 2 | 69 | 17.3 | 21 |
| Fowles | 4-4 | 110 | 28-37 | .757 | 0-0 | .000 | 6-11 | .545 | 9 | 28 | 37 | 6 | 10-0 | 6 | 7 | 4 | 62 | 15.5 | 20 |
| Whalen | 4-4 | 105 | 21-41 | .512 | 2-2 | 1.000 | 10-10 | 1.000 | 5 | 8 | 13 | 14 | 8-0 | 2 | 7 | 0 | 54 | 13.5 | 24 |
| Augustus | 4-4 | 102 | 18-45 | .400 | 1-5 | .200 | 4-4 | 1.000 | 3 | 7 | 10 | 10 | 5-0 | 2 | 8 | 3 | 41 | 10.3 | 18 |
| Howard | 4-0 | 54 | 17-22 | .773 | 0-0 | .000 | 5-6 | .833 | 6 | 9 | 15 | 5 | 13-1 | 1 | 4 | 1 | 39 | 9.8 | 16 |
| Brunson | 4-4 | 103 | 12-27 | .444 | 0-0 | .000 | 5-6 | .833 | 9 | 15 | 24 | 5 | 11-0 | 0 | 2 | 1 | 29 | 7.3 | 12 |
| Perkins | 4-0 | 77 | 7-26 | .269 | 1-7 | .143 | 4-4 | 1.000 | 3 | 4 | 7 | 5 | 7-0 | 4 | 1 | 2 | 19 | 4.8 | 10 |
| Montgomery | 4-0 | 69 | 6-20 | .300 | 0-4 | .000 | 5-5 | 1.000 | 0 | 0 | 0 | 17 | 9-0 | 6 | 6 | 0 | 17 | 4.3 | 6 |
| McCarville | 4-0 | 48 | 5-13 | .385 | 1-4 | .250 | 0-0 | .000 | 0 | 10 | 10 | 2 | 4-0 | 4 | 3 | 1 | 11 | 2.8 | 9 |
| Hampton | 3-0 | 9 | 1-3 | .333 | 1-3 | .333 | 1-2 | .500 | 1 | 0 | 1 | 0 | 2-0 | 0 | 0 | 0 | 4 | 1.3 | 4 |
| Graves | 1-0 | 1 | 0-1 | .000 | 0-0 | .000 | 0-0 | .000 | 1 | 0 | 1 | 0 | 0-0 | 0 | 0 | 0 | 0 | 0.0 | 0 |
| LYNX | 4 | 800 | 137-285 | .481 | 14-40 | .350 | 57-66 | .864 | 41 | 106 | 147 | 82 | 78-1 | 27 | 48 | 14 | 345 | 86.3 | 96 |

SEATTLE

| PLAYER | G-GS | MIN | FG-FGA | PCT | 3FG-A | PCT | FT-FTA | PCT | OFF | DEF | REB | AST | PF-DQ | STL | TO | BLK | PTS | AVG | HI |
|----------------|----------|------------|----------------|-------------|--------------|-------------|--------------|-------------|-----------|-----------|------------|-----------|-------------|-----------|-----------|----------|------------|-------------|-----------|
| Loyd | 4-4 | 136 | 25-58 | .431 | 6-18 | .333 | 14-17 | .824 | 1 | 9 | 10 | 14 | 6-0 | 5 | 11 | 1 | 70 | 17.5 | 20 |
| Stewart | 4-4 | 140 | 19-55 | .345 | 3-11 | .273 | 22-26 | .846 | 6 | 30 | 36 | 10 | 11-0 | 5 | 8 | 1 | 63 | 15.8 | 21 |
| Bird | 4-4 | 132 | 20-41 | .488 | 9-17 | .529 | 4-5 | .800 | 0 | 8 | 8 | 24 | 4-0 | 2 | 9 | 0 | 53 | 13.3 | 16 |
| Clark | 4-4 | 121 | 18-36 | .500 | 7-14 | .500 | 8-10 | .800 | 4 | 12 | 16 | 4 | 13-0 | 3 | 8 | 0 | 51 | 12.8 | 20 |
| Tokashiki | 3-0 | 52 | 8-15 | .533 | 0-0 | .000 | 7-7 | 1.000 | 4 | 7 | 11 | 0 | 10-0 | 1 | 2 | 1 | 23 | 7.7 | 13 |
| Langhorne | 4-4 | 99 | 10-21 | .476 | 0-0 | .000 | 3-4 | .750 | 4 | 15 | 19 | 5 | 10-0 | 1 | 6 | 2 | 23 | 5.8 | 11 |
| O'Hea | 2-0 | 17 | 2-5 | .400 | 1-3 | .333 | 2-2 | 1.000 | 0 | 1 | 1 | 2 | 0-0 | 2 | 1 | 0 | 7 | 3.5 | 4 |
| Quinn (TOT) | 5-0 | 57 | 5-11 | .455 | 1-3 | .333 | 4-4 | 1.000 | 0 | 3 | 3 | 7 | 7-0 | 3 | 5 | 1 | 15 | 3.0 | 7 |
| Quinn (SEA) | 2-0 | 24 | 1-5 | .200 | 0-1 | .000 | 2-2 | 1.000 | 0 | 1 | 1 | 3 | 3-0 | 1 | 3 | 0 | 4 | 2.0 | 2 |
| Mosqueda-Lewis | 4-0 | 42 | 4-15 | .267 | 3-11 | .273 | 0-0 | .000 | 1 | 0 | 1 | 5 | 7-0 | 1 | 3 | 0 | 11 | 2.8 | 5 |
| Gatling | 2-0 | 8 | 1-1 | 1.000 | 0-0 | .000 | 0-0 | .000 | 1 | 0 | 1 | 0 | 2-0 | 0 | 2 | 0 | 2 | 1.0 | 2 |
| Bishop | 1-0 | 2 | 0-0 | .000 | 0-0 | .000 | 0-0 | .000 | 0 | 1 | 1 | 1 | 0-0 | 0 | 0 | 0 | 0 | 0.0 | 0 |
| Thomas | 2-0 | 19 | 0-1 | .000 | 0-0 | .000 | 0-0 | .000 | 3 | 3 | 6 | 1 | 5-0 | 2 | 0 | 1 | 0 | 0.0 | 0 |
| Wright | 2-0 | 8 | 0-1 | .000 | 0-1 | .000 | 0-0 | .000 | 0 | 0 | 0 | 1 | 0-0 | 1 | 1 | 0 | 0 | 0.0 | 0 |
| STORM | 4 | 800 | 108-254 | .425 | 29-76 | .382 | 62-73 | .849 | 24 | 87 | 111 | 70 | 71-0 | 24 | 57 | 6 | 307 | 76.8 | 84 |



WASHINGTON MYSTICS



VERIZON CENTER

601 F Street NW
 Washington, D.C. 20004
Main: (202) 527-7540
Fax: (202) 527-7539
Website: <http://mystics.wnba.com>

2017 SEASON

June 9 @ Washington, 6:00 P.M.
June 23 @ Minnesota, 7:00 P.M.
September 3 @ Minnesota, 3:00 P.M.

2016 LYNX VS. MYSTICS (2-1)

| DATE | SITE | W/L | SCORE | LYNX HIGH | MYSTICS HIGH | ATTENDANCE |
|---------|------------|-----|-------|----------------|---------------|------------|
| 6/11/16 | Washington | W | 83-76 | Augustus, 21 | Meesseman, 19 | 7,751 |
| 6/26/16 | Washington | L | 63-87 | Montgomery, 15 | Meesseman, 20 | 6,322 |
| 9/2/16 | Minnesota | W | 75-69 | Moore, 27 | Hill, 15 | 7,523 |



TEAM INFORMATION

Owner: Ted Leonsis
Vice Chairman, President & Managing Partner: Sheila C. Johnson
General Manager & Head Coach: Mike Thibault
Assistant Coaches: Marianne Stanley, Eric Thibault
Athletic Trainer: Emily Fortunato
Director of Corporate & Mystics Communications: Ketsia Colimon
Radio: www.washingtonmystics.com (webcast)
Home Court: Verizon Center (10,100)
Team Colors: Red, White, Navy, Silver
2016 Season: 13-21; 10th in WNBA
2016 Postseason: N/A
All-Time Record (Founded): 255-379 (1998)

SERIES FACTS

Overall: 18-16 **Home:** 9-7 **Road:** 9-9
Current Streak: W1 **Home:** W1 **Road:** L1
Last Home Win: 9/2/16 (75-69)
Last Home Loss: 8/19/15 (61-79)
Last Road Win: 6/11/16 (83-76)
Last Road Loss: 6/26/16 (63-87)
Lynx Largest Margin of Victory: 29; 8/17/12, at Minnesota, 98-69
Lynx High Point Total: 98; 8/17/12, at Minnesota, 98-69
Lynx Low Point Total: 48; 8/21/99, at Washington, 48-45
Mystics Largest Margin of Victory: 24; 6/26/16, at Washington, 63-87
Mystics High Point Total: 94; 7/7/09, at Minnesota, 94-96 OT
Mystics Low Point Total: 45; 8/21/99, at Washington, 45-48



LYNX VS. MYSTICS



MINNESOTA

| PLAYER | G-GS | MIN | FG-FGA | PCT | 3FG-A | PCT | FT-FTA | PCT | OFF | DEF | REB | AST | PF-DQ | STL | TO | BLK | PTS | AVG | HI |
|-------------|----------|------------|---------------|-------------|--------------|-------------|--------------|-------------|-----------|-----------|------------|-----------|-------------|-----------|-----------|----------|------------|-------------|-----------|
| Moore | 3-3 | 81 | 13-41 | .317 | 2-9 | .222 | 19-22 | .864 | 4 | 14 | 18 | 7 | 7-0 | 4 | 8 | 0 | 47 | 15.7 | 27 |
| Fowles | 3-3 | 94 | 16-26 | .615 | 0-0 | .000 | 14-16 | .875 | 8 | 19 | 27 | 4 | 7-0 | 3 | 4 | 6 | 46 | 15.3 | 18 |
| Montgomery | 3-1 | 66 | 10-19 | .526 | 6-9 | .667 | 4-4 | 1.000 | 0 | 3 | 3 | 3 | 6-1 | 2 | 9 | 0 | 30 | 10.0 | 15 |
| Augustus | 3-3 | 80 | 12-28 | .429 | 1-3 | .333 | 0-0 | .000 | 1 | 8 | 9 | 7 | 4-0 | 1 | 5 | 2 | 25 | 8.3 | 21 |
| Perkins | 3-0 | 64 | 6-19 | .316 | 2-5 | .400 | 3-6 | .500 | 3 | 9 | 12 | 2 | 5-0 | 3 | 3 | 1 | 17 | 5.7 | 8 |
| McCarville | 3-0 | 36 | 5-7 | .714 | 0-0 | .000 | 4-4 | 1.000 | 1 | 5 | 6 | 6 | 7-0 | 1 | 1 | 0 | 14 | 4.7 | 8 |
| Whalen | 2-2 | 43 | 4-13 | .308 | 0-0 | .000 | 1-2 | .500 | 0 | 2 | 2 | 4 | 2-0 | 0 | 2 | 0 | 9 | 4.5 | 9 |
| Brunson | 3-3 | 72 | 4-13 | .308 | 0-0 | .000 | 4-4 | 1.000 | 7 | 17 | 24 | 8 | 7-0 | 1 | 6 | 0 | 12 | 4.0 | 4 |
| Hampton | 3-0 | 25 | 3-7 | .429 | 1-3 | .333 | 4-5 | .800 | 1 | 0 | 1 | 1 | 2-0 | 1 | 2 | 0 | 11 | 3.7 | 9 |
| Howard | 3-0 | 27 | 3-8 | .375 | 0-1 | .000 | 4-5 | .800 | 3 | 0 | 3 | 3 | 7-0 | 2 | 3 | 0 | 10 | 3.3 | 7 |
| Graves | 1-0 | 11 | 0-2 | .000 | 0-0 | .000 | 0-0 | .000 | 1 | 0 | 1 | 1 | 0-0 | 0 | 0 | 0 | 0 | 0.0 | 0 |
| LYNX | 3 | 600 | 76-183 | .415 | 12-30 | .400 | 57-68 | .838 | 29 | 77 | 106 | 46 | 54-1 | 18 | 49 | 9 | 221 | 73.7 | 83 |

WASHINGTON

| PLAYER | G-GS | MIN | FG-FGA | PCT | 3FG-A | PCT | FT-FTA | PCT | OFF | DEF | REB | AST | PF-DQ | STL | TO | BLK | PTS | AVG | HI |
|----------------|----------|------------|---------------|-------------|--------------|-------------|--------------|-------------|-----------|-----------|-----------|-----------|-------------|-----------|-----------|----------|------------|-------------|-----------|
| Meesseman | 3-3 | 85 | 22-38 | .579 | 3-7 | .429 | 1-1 | 1.000 | 4 | 11 | 15 | 1 | 4-0 | 5 | 2 | 2 | 48 | 16.0 | 20 |
| Hill | 3-3 | 80 | 15-45 | .333 | 3-15 | .200 | 11-12 | .917 | 1 | 3 | 4 | 13 | 6-0 | 8 | 2 | 0 | 44 | 14.7 | 17 |
| Mitchell | 1-0 | 22 | 5-11 | .455 | 1-6 | .167 | 2-4 | .500 | 1 | 3 | 4 | 1 | 0-0 | 0 | 0 | 0 | 13 | 13.0 | 13 |
| Sanders | 1-0 | 19 | 3-4 | .750 | 0-0 | .000 | 4-6 | .667 | 0 | 3 | 3 | 1 | 5-0 | 0 | 0 | 1 | 10 | 10.0 | 10 |
| Latta | 2-0 | 37 | 6-19 | .316 | 3-11 | .273 | 2-2 | 1.000 | 2 | 3 | 5 | 4 | 3-0 | 1 | 5 | 0 | 17 | 8.5 | 13 |
| Hartley | 2-0 | 29 | 6-15 | .400 | 1-9 | .111 | 2-2 | 1.000 | 0 | 3 | 3 | 4 | 4-0 | 1 | 4 | 0 | 15 | 7.5 | 9 |
| Cloud | 3-3 | 73 | 8-25 | .320 | 1-7 | .143 | 3-5 | .600 | 1 | 8 | 9 | 11 | 7-0 | 4 | 4 | 1 | 20 | 6.7 | 8 |
| Hawkins | 2-0 | 26 | 5-7 | .714 | 3-4 | .750 | 0-0 | .000 | 3 | 2 | 5 | 0 | 4-0 | 0 | 3 | 0 | 13 | 6.5 | 11 |
| Weisner | 1-0 | 4 | 1-1 | 1.000 | 1-1 | 1.000 | 2-2 | 1.000 | 0 | 0 | 0 | 0 | 1-0 | 0 | 1 | 0 | 5 | 5.0 | 5 |
| Dolson | 3-3 | 51 | 5-11 | .455 | 1-2 | .500 | 3-4 | .750 | 4 | 10 | 14 | 1 | 12-0 | 1 | 3 | 4 | 14 | 4.7 | 7 |
| Ruffin-Pratt | 3-3 | 65 | 5-14 | .357 | 0-2 | .000 | 3-3 | 1.000 | 4 | 7 | 11 | 5 | 8-0 | 2 | 5 | 0 | 13 | 4.3 | 7 |
| Copper | 2-0 | 24 | 2-3 | .667 | 1-2 | .500 | 2-2 | 1.000 | 0 | 1 | 1 | 3 | 2-0 | 1 | 1 | 0 | 7 | 3.5 | 5 |
| Vaughn | 3-0 | 68 | 5-10 | .500 | 0-0 | .000 | 0-0 | .000 | 4 | 11 | 15 | 3 | 4-0 | 0 | 1 | 0 | 10 | 3.3 | 6 |
| Malott | 2-0 | 19 | 1-6 | .167 | 1-6 | .167 | 0-0 | .000 | 0 | 1 | 1 | 1 | 2-0 | 0 | 0 | 1 | 3 | 1.5 | 3 |
| MYSTICS | 3 | 600 | 89-209 | .426 | 19-72 | .264 | 35-43 | .814 | 24 | 66 | 90 | 48 | 62-0 | 23 | 33 | 9 | 232 | 77.3 | 87 |



ROAR

WNBA



LEAGUE OFFICE

Olympic Tower, 645 Fifth Avenue, New York, NY 10022
 Main: (212) 688 WNBA (9622) | Fax: (212) 750.WNBA (9622) | wnba.com

PRESIDENT'S OFFICE

President
 Chief Operating Officer
 Administrative Assistant to the President

Lisa Borders
 Christine Godleski
 Donna Collins

BASKETBALL OPERATIONS AND PLAYER RELATIONS

Chief of Basketball Operations & Player Relations
 Senior Director, Basketball Operations
 Supervisor of Officials
 Manager, Player Programs
 Manager, Basketball Operations
 Coordinator

Reneé Brown
 Todd DeMoss
 Don Waden
 Bonnie Thurston
 David Dorfman
 Megan Hughes

BUSINESS DEVELOPMENT AND MARKETING PARTNERSHIPS

Executive Vice President, Marketing Partnerships
 Senior Vice President, Marketing Partnerships
 Senior Vice President, Business Development
 Vice President, Marketing Partnerships
 Sr. Account Executive, WNBA Marketing Partnerships

Mark Tatum
 Emilio Collins
 Rachel Jacobson
 Kelly Flatow
 Alanna LeGall

TEAM MARKETING & BUSINESS OPERATIONS

Sr. VP, Team Business Development
 VP, Team Marketing & Strategic Planning
 Director, WNBA Team Business Development
 Admin. Asst., Marketing and Business Development

Christopher Granger
 Donna Daniels
 Dipali Ottaviani
 Scottie Graham

COMMUNICATIONS

VP, NBA/WNBA Basketball Communications
 Director, WNBA Communications
 Director, WNBA Communications
 Coordinator, WNBA Basketball Communications

Maureen Coyle
 Ron Howard
 Dina Skokos
 Samantha Tager

BROADCASTING

Vice President, Broadcasting

Todd Harris

MARKETING

Vice President, Marketing
 Vice President, Marketing
 Vice President, Marketing
 Coordinator, Communications

Hilary Shaev
 Melissa Brenner
 Carolanne McAuliffe
 Stuart Winchester

PRODUCTION AND PROGRAMMING

Sr. VP, Production, Programming and Broadcasting
 Vice President, Production and Programming
 Director, Corporate Services
 Director, Production and Programming

Daniel Meiseles
 Nancy Baldwin
 Barry Carlin
 Kathleen Reidy

INTERACTIVE SERVICES

Director
 Manager
 Manager
 Senior Coordinator
 Senior Coordinator
 Coordinator

Patrick Mulrenin
 Darren Misener
 Brian Martin
 Jim Reilly
 Kevin Scheitrum
 Anthony Oliva

COMMUNITY RELATIONS

Exec. VP, Community Relations and Player Programs
 Sr. VP, Community Relations and Player Programs

Kathy Behrens
 Todd Jacobson

FINANCE

Senior Vice President, Finance
 Senior Director

Michael Whitehead
 Wayne Rappaport

LEGAL

WNBA General Counsel

Jamin S. Dershowitz

SECURITY

Director, Security

Kelley Hardwick

EVENTS & ATTRACTIONS

Executive Vice President, Events & Attractions
 Senior Vice President, Events & Attractions
 Senior Vice President, Events & Attractions
 Vice President, Events & Attractions
 Director, Events & Attractions
 Manager, Events & Attractions

Ski Austin
 Kenneth Payne
 Peter Fink
 Lou DiSabatino
 Andrea Grumet
 Kristina Parente

GMG

Vice President, Team Outfitting and Equipment
 Vice President, Retail Marketing and Development
 Vice President, Licensing and Business Affairs
 Vice President, Licensing -- Trading Cards
 Sr. Director, Entertainment Products
 Sr. Coordinator, Team Outfitting and Identity Assurance

Christopher Arena
 Brian Keegan
 Vicky Picca
 Lisa Goldberg
 Anne Hart
 Michael Brady



2016 WNBA INFORMATION

2016 WNBA FINAL STANDINGS

EASTERN CONFERENCE

| | W | L | PCT | GB | HM | RD | L-10 | STK |
|-------------|----|----|------|----|------|------|------|--------|
| New York | 21 | 13 | .618 | - | 10-7 | 11-6 | 4-6 | Lost 3 |
| Chicago | 18 | 16 | .529 | 3 | 11-6 | 7-10 | 7-3 | Lost 1 |
| Atlanta | 17 | 17 | .500 | 4 | 11-6 | 6-11 | 5-5 | Lost 1 |
| Indiana | 17 | 17 | .500 | 4 | 8-9 | 9-8 | 5-5 | Won 1 |
| Connecticut | 14 | 20 | .412 | 7 | 8-9 | 6-11 | 6-4 | Won 3 |
| Washington | 13 | 21 | .382 | 8 | 5-12 | 8-9 | 4-6 | Lost 2 |

WESTERN CONFERENCE

| | W | L | PCT | GB | HM | RD | L-10 | STK |
|-------------|----|----|------|----|------|------|------|--------|
| Minnesota | 28 | 6 | .824 | - | 15-2 | 13-4 | 8-2 | Won 2 |
| Los Angeles | 26 | 8 | .765 | 2 | 14-3 | 12-5 | 5-5 | Won 2 |
| Phoenix | 16 | 18 | .471 | 12 | 11-6 | 5-12 | 6-4 | Won 2 |
| Seattle | 16 | 18 | .471 | 12 | 10-7 | 6-11 | 7-3 | Won 1 |
| Dallas | 11 | 23 | .324 | 17 | 6-11 | 5-12 | 2-8 | Lost 2 |
| San Antonio | 7 | 27 | .206 | 21 | 4-13 | 3-14 | 2-8 | Lost 2 |

2016 WNBA PLAYOFFS

(Home team listed in **blue**)

***Teams were reseeded after single elimination in rounds 1 and 2*

FIRST ROUND

Atlanta - 94 / Seattle - 85
Phoenix - 89 / Indiana - 78

ROUND SECOND

Phoenix - 101 / New York - 94
 Atlanta - 98 / **Chicago - 108**

SEMI-FINALS

Los Angeles - 95 / Chicago - 75
Los Angeles - 99 / Chicago - 84
Chicago - 70 / Los Angeles - 66
Los Angeles - 95 / Chicago - 75
 (Los Angeles wins series, 3-1)

Minnesota - 113 / Phoenix - 95
Minnesota - 96 / Phoenix - 86
Minnesota - 82 / Phoenix - 67
 (Minnesota win series, 3-0)

WNBA FINALS

Los Angeles - 78 / Minnesota - 76
Minnesota - 79 / Los Angeles - 60
Los Angeles - 92 / Minnesota - 75
Minnesota - 85 / Los Angeles - 79
Los Angeles - 77 / Minnesota - 76
 (Los Angeles wins series, 3-2)

2016 WNBA AWARD WINNERS

(Minnesota players listed in **green**)

WNBA Most Valuable Player
WNBA Defensive Player of the Year
 WNBA Most Improved Player
 WNBA Rookie of the Year
 WNBA Coach of the Year
 Kim Perrot Sportsmanship Award
 WNBA Sixth Woman of the Year

Nneka Ogumike, Los Angeles Sparks
Sylvia Fowles, Minnesota Lynx
 Elizabeth Williams, Atlanta Dream
 Breanna Stewart, Seattle Storm
 CHERYL REEVE, MINNESOTA LYNX
 Tamika Catchings, Indiana Fever
 Jantel Lavender, Los Angeles Sparks

WNBA All-Rookie Team

G Moriah Jefferson San Antonio Stars
 F Aerial Powers Dallas Wings
 F Breanna Stewart Seattle Storm
 C Imani Boyette Chicago Sky
 G Tiffany Mitchell Indiana Fever

All-WNBA First Team

(selected by position, Minnesota players listed in **green**)

F Nneka Ogumike Los Angeles Sparks
 C Tina Charles New York Liberty
G Maya Moore Minnesota Lynx
 F Elena Delle Donne Chicago Sky
 G Sue Bird Seattle Storm

All-WNBA Second Team

(selected by position, Minnesota players listed in **green**)

F Angel McCoughtry Atlanta Dream
 F Breanna Stewart Seattle Storm
C Sylvia Fowles Minnesota Lynx
 G Diana Taurasi Phoenix Mercury
 G Jewell Loyd Seattle Storm



2016 WNBA INDIVIDUAL LEADERS

(Minnesota players listed in blue)

SCORING AVERAGE

| | G | FG | FT | PTS | AVG |
|-------------------------|-----------|------------|------------|------------|-------------|
| Charles, New York | 32 | 273 | 125 | 688 | 21.5 |
| Delle Donne, Chicago | 28 | 214 | 130 | 601 | 21.5 |
| Ogwumike, Los Angeles | 33 | 244 | 146 | 650 | 19.7 |
| McCoughtry, Atlanta | 33 | 223 | 171 | 643 | 19.5 |
| Moore, Minnesota | 34 | 223 | 145 | 656 | 19.3 |
| Stewart, Seattle | 34 | 208 | 160 | 621 | 18.3 |
| Taurasi, Phoenix | 33 | 180 | 140 | 589 | 17.8 |
| Loyd, Seattle | 34 | 195 | 131 | 561 | 16.5 |
| Hill, Washington | 32 | 139 | 155 | 493 | 15.4 |
| Parker, Los Angeles | 34 | 190 | 99 | 521 | 15.3 |

STEALS PER GAME

| | G | STL | AVG |
|-------------------------|-----------|-----------|-------------|
| Catchings, Indiana | 34 | 62 | 1.82 |
| Beard, Los Angeles | 34 | 59 | 1.74 |
| Jefferson, San Antonio | 55 | 1.62 | |
| Boyd, New York | 33 | 52 | 1.58 |
| McCoughtry, Atlanta | 33 | 52 | 1.58 |
| Moore, Minnesota | 34 | 53 | 1.56 |
| Taylor, Phoenix | 25 | 38 | 1.52 |
| A. Thomas, Connecticut | 44 | 1.42 | |
| Parker, Los Angeles | 34 | 47 | 1.38 |
| Vandersloot, Chicago | 30 | 41 | 1.37 |

FIELD GOAL PCT

| | Fgm | Fga | Pct |
|--------------------------|------------|------------|-------------|
| Ogwumike, Los Angeles | 244 | 367 | .665 |
| Larkins, Indiana | 106 | 166 | .639 |
| Langhorne, Seattle | 126 | 200 | .630 |
| Fowles, Minnesota | 182 | 306 | .595 |
| Ogwumike, Connecticut | 158 | 269 | .587 |
| Kizer, Indiana | 139 | 250 | .556 |
| Paris, Dallas | 119 | 217 | .548 |
| Griner, Phoenix | 178 | 325 | .548 |
| Dupree, Phoenix | 152 | 281 | .541 |
| Lavender, Los Angeles | 150 | 279 | .538 |

ASSISTS

| | G | AST | AVG |
|-------------------------|-----------|------------|------------|
| Bird, Seattle | 34 | 196 | 5.8 |
| J. Thomas, Connecticut | 34 | 172 | 5.1 |
| Parker, Los Angeles | 34 | 166 | 4.9 |
| Vandersloot, Chicago | 30 | 141 | 4.7 |
| January, Indiana | 29 | 136 | 4.7 |
| Faulkner, Chicago | 34 | 156 | 4.6 |
| Jefferson, San Antonio | 34 | 142 | 4.2 |
| Moore, Minnesota | 34 | 142 | 4.2 |
| Taurasi, Phoenix | 33 | 128 | 3.9 |
| Sims, Dallas | 34 | 131 | 3.9 |

MINUTES PER GAME

| | G | MIN | AVG |
|------------------------|----|------|------|
| Williams, Atlanta | 34 | 1179 | 34.7 |
| Stewart, Seattle | 34 | 1179 | 34.7 |
| Charles, New York | 32 | 1077 | 33.7 |
| Delle Donne, Chicago | 28 | 927 | 33.1 |
| Toliver, Los Angeles | 33 | 1060 | 32.1 |
| J. Thomas, Connecticut | 34 | 1091 | 32.1 |
| Bird, Seattle | 34 | 1076 | 31.6 |
| Christmas, Dallas | 34 | 1075 | 31.6 |
| Ogwumike, Los Angeles | 33 | 1043 | 31.6 |
| Loyd, Seattle | 34 | 1075 | 31.6 |

FREE THROW PCT

| | Ftm | Fta | Pct |
|--------------------------|-----------|-----------|-------------|
| Johnson, Indiana | 60 | 64 | .938 |
| Delle Donne, Chicago | 130 | 139 | .935 |
| Currie, San Antonio | 90 | 98 | .918 |
| Mitchell, Indiana | 92 | 101 | .911 |
| Taurasi, Phoenix | 140 | 154 | .909 |
| Taylor, Phoenix | 68 | 75 | .907 |
| Vandersloot, Chicago | 66 | 73 | .904 |
| Whalen, Minnesota | 66 | 74 | .892 |
| Loyd, Seattle | 131 | 147 | .891 |
| Toliver, Los Angeles | 72 | 81 | .889 |

3-PT FG PCT

| | 3FG | 3FGA | PCT |
|-------------------------|-----------|------------|-------------|
| Meesseman, Washington | 30 | 67 | .448 |
| Bird, Seattle | 72 | 162 | .444 |
| Delle Donne, Chicago | 43 | 101 | .426 |
| Toliver, Los Angeles | 81 | 191 | .424 |
| Rodgers, New York | 86 | 208 | .413 |
| Moore, Minnesota | 65 | 161 | .404 |
| Taylor, Phoenix | 40 | 101 | .396 |
| January, Indiana | 29 | 74 | .392 |
| Clark, Seattle | 36 | 93 | .387 |
| Parker, Los Angeles | 42 | 110 | .382 |

REBOUNDS

| | G | OFF | DEF | TOT | AVG |
|---------------------------|-----------|-----------|------------|------------|------------|
| Charles, New York | 32 | 74 | 243 | 317 | 9.9 |
| Stewart, Seattle | 34 | 40 | 277 | 317 | 9.3 |
| Ogwumike, Los Angeles | 33 | 77 | 222 | 299 | 9.1 |
| Fowles, Minnesota | 34 | 84 | 206 | 290 | 8.5 |
| Williams, Atlanta | 34 | 106 | 170 | 276 | 8.1 |
| Paris, Dallas | 34 | 94 | 177 | 271 | 8.0 |
| Stokes, New York | 27 | 63 | 138 | 201 | 7.4 |
| Larkins, Indiana | 33 | 76 | 168 | 244 | 7.4 |
| Parker, Los Angeles | 34 | 33 | 217 | 250 | 7.4 |
| Brunson, Minnesota | 33 | 73 | 167 | 240 | 7.3 |

BLOCKS PER GAME

| | G | BLK | AVG |
|--------------------------|-----------|-----------|-------------|
| Griner, Phoenix | 34 | 107 | 3.15 |
| Williams, Atlanta | 34 | 79 | 2.32 |
| Stewart, Seattle | 34 | 64 | 1.88 |
| Fowles, Minnesota | 34 | 61 | 1.79 |
| Delle Donne, Chicago | 28 | 43 | 1.54 |
| Stokes, New York | 27 | 38 | 1.41 |
| Boyette, Chicago | 31 | 42 | 1.35 |
| Ogwumike, Los Angeles | 33 | 39 | 1.18 |
| Jones, Connecticut | 34 | 38 | 1.12 |
| Breland, Chicago | 34 | 37 | 1.09 |



2016 WNBA TEAM LEADERS

TEAM STATISTICS

| TEAM | G | FIELD GOALS | | | 3-PT FIELD GOALS | | | FREE THROWS | | | REBOUNDS | | | MISCELLANEOUS | | | | | SCORING | | |
|-------------|----|-------------|------|------|------------------|------|------|-------------|------|------|----------|------|------|---------------|-----|----|-----|-----|---------|------|------|
| | | MADE | ATT. | PCT. | MADE | ATT. | PCT. | MADE | ATT. | PCT. | OFF. | DEF. | TOT. | AST | PF | DQ | STL | TO | BLK | PTS | AVG. |
| Chicago | 34 | 1131 | 2449 | .462 | 138 | 375 | .368 | 530 | 638 | .831 | 346 | 866 | 1212 | 620 | 670 | 2 | 236 | 411 | 173 | 2930 | 86.2 |
| Minnesota | 34 | 1095 | 2325 | .471 | 137 | 406 | .337 | 590 | 732 | .806 | 328 | 890 | 1218 | 681 | 647 | 4 | 279 | 460 | 156 | 2917 | 85.8 |
| Phoenix | 34 | 999 | 2204 | .453 | 209 | 610 | .343 | 669 | 797 | .839 | 254 | 846 | 1100 | 571 | 698 | 9 | 245 | 469 | 181 | 2876 | 84.6 |
| Connecticut | 34 | 1070 | 2437 | .439 | 192 | 623 | .308 | 489 | 684 | .715 | 367 | 792 | 1159 | 568 | 729 | 9 | 285 | 482 | 117 | 2821 | 83.0 |
| Los Angeles | 34 | 1061 | 2178 | .487 | 200 | 533 | .375 | 499 | 631 | .791 | 227 | 843 | 1070 | 692 | 559 | 1 | 273 | 463 | 130 | 2821 | 83.0 |
| Dallas | 34 | 955 | 2387 | .400 | 239 | 742 | .322 | 661 | 822 | .804 | 375 | 785 | 1160 | 521 | 701 | 4 | 220 | 475 | 120 | 2810 | 82.6 |
| Atlanta | 34 | 985 | 2334 | .422 | 127 | 442 | .287 | 683 | 909 | .751 | 372 | 868 | 1240 | 510 | 680 | 5 | 245 | 471 | 171 | 2780 | 81.8 |
| New York | 34 | 1022 | 2355 | .434 | 153 | 422 | .363 | 579 | 745 | .777 | 361 | 950 | 1311 | 637 | 683 | 5 | 243 | 498 | 161 | 2776 | 81.6 |
| Seattle | 34 | 983 | 2149 | .457 | 244 | 687 | .355 | 538 | 646 | .833 | 231 | 834 | 1065 | 644 | 588 | 1 | 215 | 491 | 121 | 2748 | 80.8 |
| Washington | 34 | 955 | 2257 | .423 | 240 | 670 | .358 | 595 | 744 | .800 | 279 | 834 | 1113 | 593 | 669 | 2 | 213 | 433 | 110 | 2745 | 80.7 |
| Indiana | 34 | 994 | 2223 | .447 | 174 | 542 | .321 | 574 | 679 | .845 | 290 | 762 | 1052 | 601 | 708 | 3 | 298 | 498 | 80 | 2736 | 80.5 |
| San Antonio | 34 | 903 | 2229 | .405 | 152 | 508 | .299 | 491 | 615 | .798 | 285 | 798 | 1083 | 551 | 685 | 2 | 240 | 479 | 129 | 2449 | 2.0 |

OPPONENTS' STATISTICS

| TEAM | G | FIELD GOALS | | | 3-PT FIELD GOALS | | | FREE THROWS | | | REBOUNDS | | | MISCELLANEOUS | | | | | SCORING | | | |
|-------------|----|-------------|------|------|------------------|------|------|-------------|------|------|----------|------|------|---------------|-----|----|-----|-----|---------|------|------|------|
| | | MADE | ATT. | PCT. | MADE | ATT. | PCT. | MADE | ATT. | PCT. | OFF. | DEF. | TOT. | AST | PF | DQ | STL | TO | BLK | PTS | AVG. | DIFF |
| Los Angeles | 34 | 976 | 2256 | .433 | 174 | 570 | .305 | 454 | 583 | .779 | 309 | 793 | 1102 | 569 | 622 | 5 | 249 | 483 | 90 | 2580 | 75.9 | +7.1 |
| Minnesota | 34 | 949 | 2278 | .417 | 188 | 585 | .321 | 531 | 668 | .795 | 287 | 758 | 1045 | 521 | 702 | 3 | 239 | 514 | 115 | 2617 | 77.0 | +8.8 |
| Seattle | 34 | 1039 | 2336 | .445 | 173 | 511 | .339 | 476 | 598 | .796 | 323 | 813 | 1136 | 563 | 662 | 2 | 245 | 429 | 107 | 2727 | 80.2 | +0.6 |
| San Antonio | 34 | 968 | 2209 | .438 | 170 | 481 | .353 | 622 | 769 | .809 | 322 | 893 | 1215 | 593 | 604 | 4 | 234 | 444 | 149 | 2728 | 80.2 | -8.2 |
| New York | 34 | 980 | 2375 | .413 | 208 | 646 | .322 | 581 | 730 | .796 | 299 | 857 | 1156 | 583 | 642 | 3 | 280 | 428 | 146 | 2749 | 80.9 | +0.8 |
| Indiana | 34 | 995 | 2132 | .467 | 177 | 509 | .348 | 582 | 742 | .784 | 277 | 794 | 1071 | 581 | 672 | 4 | 270 | 530 | 139 | 2749 | 80.9 | -0.4 |
| Washington | 34 | 1022 | 2307 | .443 | 184 | 538 | .342 | 567 | 711 | .797 | 331 | 867 | 1198 | 634 | 691 | 3 | 213 | 438 | 141 | 2795 | 82.2 | -1.5 |
| Phoenix | 34 | 1035 | 2352 | .440 | 193 | 542 | .356 | 569 | 698 | .815 | 319 | 852 | 1171 | 559 | 703 | 5 | 243 | 477 | 91 | 2832 | 83.3 | +1.3 |
| Atlanta | 34 | 1043 | 2396 | .435 | 166 | 532 | .312 | 603 | 768 | .785 | 339 | 846 | 1185 | 668 | 733 | 7 | 256 | 473 | 179 | 2855 | 84.0 | -2.2 |
| Connecticut | 34 | 1021 | 2225 | .459 | 179 | 507 | .353 | 647 | 792 | .817 | 282 | 871 | 1153 | 586 | 632 | 1 | 269 | 533 | 152 | 2868 | 84.4 | -1.4 |
| Chicago | 34 | 1021 | 2340 | .436 | 232 | 662 | .350 | 635 | 793 | .801 | 302 | 817 | 1119 | 673 | 610 | 4 | 230 | 420 | 140 | 2909 | 85.6 | +0.6 |
| Dallas | 34 | 1104 | 2321 | .476 | 161 | 477 | .338 | 631 | 790 | .799 | 325 | 907 | 1232 | 659 | 744 | 6 | 264 | 461 | 200 | 3000 | 88.2 | -5.6 |

TEAMS' STATISTICS, RANK WITHIN LEAGUE

| | ATL | CHI | CT | IND | LA | MIN | NY | PHO | SA | SEA | TUL | WAS |
|---------------|-----|-----|-----|-----|-----|-----|----|-----|-----|-----|-----|-----|
| Points/game | 7 | 1 | 4t | 6 | 11 | 4t | 2 | 8 | 3 | 12 | 9 | 10 |
| FG pct. | 10 | 3 | 7 | 12 | 6 | 1 | 2 | 8 | 5 | 11 | 4 | 9 |
| FT pct. | 11 | 4 | 12 | 6 | 1 | 9 | 5 | 10 | 2 | 8 | 3 | 7 |
| 3-pt FG pct. | 12 | 2 | 10 | 8 | 9 | 1 | 7 | 3 | 6 | 11 | 5 | 4 |
| Off. Reb./gm | 2 | 5 | 3 | 1 | 7 | 12 | 6 | 4 | 10 | 8 | 11 | 9 |
| Def. Reb./gm | 3 | 4 | 10 | 11 | 12 | 6 | 2 | 1 | 5 | 9 | 7t | 7t |
| Rebounds/game | 2 | 4 | 6 | 5 | 12 | 10 | 3 | 1 | 8 | 9 | 11 | 7 |
| Assists/game | 12 | 5 | 9 | 11 | 6 | 1 | 2 | 4 | 8 | 10 | 3 | 7 |
| Steals/game | 5t | 9 | 2 | 10 | 1 | 4 | 3 | 7 | 5t | 8 | 11 | 12 |
| Turnovers/gm | 6 | 1 | 9 | 7 | 11t | 4 | 3 | 11t | 5 | 8 | 10 | 2 |
| Blocks/gm | 3 | 2 | 10 | 9 | 12 | 6 | 5 | 4 | 1 | 7 | 8 | 11 |
| Pers.Fouls/gm | 6 | 5 | 12 | 10 | 11 | 1 | 3 | 7 | 9 | 8 | 2 | 4 |
| DQ/game | 9t | 3t | 11t | 7t | 6 | 1t | 7t | 9t | 11t | 3t | 1t | 3t |

OPPONENTS' STATISTICS, RANK WITHIN LEAGUE

| | ATL | CHI | CT | IND | LA | MIN | NY | PHO | SA | SEA | TUL | WAS |
|---------------|-----|-----|----|-----|----|-----|----|-----|----|-----|-----|-----|
| Points/game | 9 | 11 | 10 | 12 | 5t | 1 | 2 | 5t | 8 | 4 | 3 | 7 |
| FG pct. | 4 | 5 | 10 | 12 | 11 | 3 | 2 | 1 | 7 | 6 | 9 | 8 |
| FT pct. | 3 | 9 | 12 | 8 | 2 | 1 | 4 | 5 | 11 | 10 | 6 | 7 |
| 3-pt FG pct. | 2 | 9 | 10 | 5 | 8 | 1 | 3 | 4 | 12 | 11 | 6 | 7 |
| Off. Reb./gm | 12 | 5 | 2 | 10 | 1 | 6 | 3 | 4 | 7 | 8 | 9 | 11 |
| Def. Reb./gm | 6 | 5 | 10 | 12 | 3 | 2 | 1 | 8 | 7 | 11 | 4 | 9 |
| Rebounds/game | 9 | 4 | 6 | 12 | 2 | 3 | 1 | 7 | 8 | 11 | 5 | 10 |
| Assists/game | 11 | 12 | 7 | 10 | 5 | 4 | 1 | 6 | 2 | 8 | 3 | 9 |
| Steals/game | 8 | 2 | 10 | 9 | 11 | 7 | 4 | 12 | 5 | 3 | 6 | 1 |
| Turnovers/gm | 6 | 12 | 1 | 7 | 2 | 4 | 3 | 11 | 5 | 8 | 10 | 9 |
| Blocks/gm | 11 | 6 | 10 | 12 | 5 | 1 | 4 | 8 | 2 | 9 | 3 | 7 |
| Pers.Fouls/gm | 2 | 11 | 9 | 1 | 6 | 10 | 4 | 8 | 3 | 12 | 7 | 5 |
| DQ/game | 1 | 5t | 12 | 2 | 5t | 3t | 8t | 8t | 3t | 5t | 11 | 8t |



LEAGUE HISTORY AND INFORMATION

HISTORY:

On April 24, 1996, women's basketball announced "We Got Next" as the NBA Board of Governors approved the concept of a Women's National Basketball Association (WNBA) to begin play in June 1997.

The inaugural WNBA season tipped off on June 21, 1997, with the New York Liberty taking on the Los Angeles Sparks at the Great Western Forum in Inglewood, California. A crowd of 14,284 watched as Sparks guard Penny Toler scored the first basket in WNBA history. The Liberty defeated the Sparks, 67-57.

Fifteen years later, in a rematch of those same two teams at Staples Center in Los Angeles, the increased skill, talent, and athleticism of WNBA players was evident as the Sparks, led by center/forward Candace Parker, defeated the Liberty 96-91. In 2011, the league also selected its "Top 15 Players of All Time." Voting was conducted among fans, media, and current players and coaches. Those named to the list were Sue Bird, Tamika Catchings, Cynthia Cooper, Yolanda Griffith, Becky Hammon, Lauren Jackson, Lisa Leslie, Ticha Penicheiro, Cappie Pondexter, Katie Smith, Dawn Staley, Sheryl Swoopes, Diana Taurasi, Tina Thompson, and Teresa Weatherspoon.

A GROWING GAME:

The influence of the WNBA can be seen in the explosive growth of organized women's basketball over the past 14 seasons. An estimated 100 million women play basketball worldwide, and the league reflects this trend, featuring 15 international players from six countries and territories at the start of the 2011 season. Female AAU youth basketball participation has increased 277 percent since 1991 (from 28,840 to 108,758 players). Female high school basketball participation has increased 17 percent since 1991 (from 387,802 to 456,967 players). And female NCAA basketball participation has increased 43 percent since 1991 (from 10,551 to 15,096 players).

KEY PERSONNEL:

Lisa Borders – President
Renee Brown – Chief of Basketball Operations and Player Relations
Christine Godleski – Chief Operating Officer
Jamin Dershowitz – General Counsel
Dee Kantner – Supervisor of Officials

KEY STATS:

Ball size: 28.5" (high school and NCAA women's)
3-point line: 20'6 1/4" (International)
Length of game: Four 10-minute quarters

ALL-STAR GAME:

The first WNBA All-Star Game was held in New York at Madison Square Garden in 1999. The Garden also hosted the event in 2003 and in 2006. Washington's Verizon Center (2002, 2007) is the other venue to host the game multiple times. Other All-Star Games were played in Phoenix (2000), Orlando (2001), and at Mohegan Sun Arena in Uncasville, Connecticut (2009). Due to the Olympics, no All-Star Game was held in 2004 and 2008, although Radio City Music Hall in New York City was the site of an exhibition game on August 5, 2004, as the U.S. National Team, comprised mainly of WNBA greats, faced a squad of WNBA All-Stars in "WNBA vs. USA Basketball: The Game at Radio City." In 2010, the WNBA held a special event called "WNBA vs. USA Basketball: The Stars at the Sun" at Mohegan Sun Arena in order to accommodate the FIBA World Championship schedule.

INSPIRING WOMEN:

The Inspiring Woman Award is an annual honor that celebrates an individual who, on a daily basis, demonstrates her ability to inspire others through her commitment, passion and dedication to work, family, and community. Past honorees include Emmy-award winning news anchor Katie Couric (2011), U.S. Ambassador to the United Nations Susan Rice (2010), Emmy-award winning journalist Cookie Roberts (2009), Good Morning America's Robin Roberts (2008), Secretary of State Condoleezza Rice (2007), and the WNBA All-Decade Team (2006).

DAWN STALEY AWARD:

The Dawn Staley Community Leadership Award was announced in 2006 and is now presented annually to the player who best exemplifies the characteristics of a leader in the community and reflects Staley's contagious leadership, spirit, charitable efforts, and love for the game. A member of the WNBA's All-Decade Team, Staley, who retired following the 2006 season, established herself as one of the greatest ambassadors in women's basketball history, while also demonstrating outstanding leadership qualities as a coach on the collegiate level and as a philanthropist and humanitarian.

MARKETING:

The WNBA maintains marketing, promotional, and media partnerships with a variety of top companies, each with varying levels of activation and integration in league operations.

Marketing and Promotional Partners: adidas, American Express, Bacardi, BBVA, Boost Mobile, CieAura, Coca-Cola, Deuce Brand, EA Sports, Gatorade, General Mills/Wheaties, Growums, Hayworth, HP, InterContinental Hotels Group (IHG) Hotels, Jamba Juice, NewTek, Nike, Panasonic, Pepperidge Farm, Pirate's Booty, Russell Athletic, Sanofi Aventis, Sanofi Pasteur, Spalding.

Media Partners: USA Today, Parenting Group, Essence, Heart & Soul

The WNBA's marketing partners utilize the league to support women's sports and reach its strong fanbase of women, families, and young girls through advertising in WNBA nationally televised games, national promotions, player endorsements, and special events.

On August 22, 2011 the WNBA and Boost Mobile, an industry leader in no-contract wireless service, announced a landmark multi-year marketing partnership that makes Boost Mobile the first league wide marquee partner of the WNBA. As the league's most prominent partner, Boost Mobile is tied closely to the WNBA brand on a national level. As part of this partnership, the Boost Mobile brand is prominently featured on the front of the game jerseys of 10 teams. Additionally, special programming highlighting the "WNBA's Top 15 Moments presented by Boost Mobile" is included as part of the league's 15th season celebration.

The WNBA has an extensive, highly integrated relationship with adidas. The sporting goods and apparel giant has served as the official outfitter of the WNBA, having unveiled new uniforms across the league in 2007 and again in 2011. In 2008, adidas became the first-ever presenting partner of the WNBA's entire postseason, including both the playoffs and Finals, and was the presenting partner for the 2011 WNBA All-Star Game.

Five WNBA teams have entered the league's Marquee Partnership program, which includes multiyear deals featuring branded sponsorship of game jerseys – the Phoenix Mercury partnering with Casino Arizona and Talking Stick Resort, the Los Angeles Sparks with Farmers Insurance Group, the Seattle Storm with Microsoft search engine Bing, the New York Liberty with Foxwoods Resort Casino, San Antonio Stars with H-E-B and the Washington Mystics with Inova Health System.

ATTENDANCE/TV RATINGS:

The WNBA registered its highest attendance (1,561,530) since 2011 and the highest average attendance (7,655) over the same time period (a 4.6% increase over last year). The season was highlighted by record-breaking numbers for the Chicago Sky and Indiana Fever. The Sky set franchise records for average attendance (7,009) and single-game crowd (16,444) against the Los Angeles Sparks on July 13. The Fever had its highest average (8,575) since 2001, and boosted the second highest single-game attendance in franchise history of 17,704 on Sept. 18 for legend Tamika Catchings' final regular-season game. Also this season, the Phoenix Mercury recorded the highest average attendance (10,351) for the franchise since 1999.

Combined ESPN and ESPN2 viewership was up 11% this season over last year (224,000 vs. 202,000). The season was highlighted by the season opener on ESPN between the Phoenix Mercury and the Minnesota Lynx, which delivered 505,000 viewers and delivered the highest-rated, regular-season WNBA game on the ESPN networks since 2011.



LEAGUE HISTORY AND INFORMATION

DIGITAL/SOCIAL MEDIA:

The league surpassed 12 million likes and followers across all league, team and player social platforms, growing by 20%, with the addition of three million fans from last season. The WNBA also achieved records with over 530 million impressions, and over 50 million video views, both metrics more than doubling last year's mark.

WNBA.com set a record for traffic with average monthly unique visitors up 22% and video views up 50% over last season.

WNBA DRAFT:

WNBA Draft 2017 presented by State Farm was held on Thursday, April 13 at Samsung 837 in New York. ESPN2 provided coverage and analysis of the first round, and ESPNU aired coverage of the second and third rounds.

A number of the top draft prospects were on hand at Samsung 837, the brand's experiential flagship and cultural hub. The digital playground boasts three levels of experience zones including a VR Theater and three-story multimedia screen, which served as the backdrop of the event. Samsung 837 provided a setting unlike any the WNBA Draft has featured before.



LEAGUE MILESTONES

1996

APRIL 24

The NBA Board of Governors approved the concept of a WNBA.

AUGUST 7

Val Ackerman is named the first president of the WNBA.

OCTOBER 23

Sheryl Swoopes became the first player signed by the WNBA.

OCTOBER 30

WNBA announced eight teams to compete in the inaugural season – Charlotte, Cleveland, Houston, Los Angeles, New York, Phoenix, Sacramento and Utah.

1997

JANUARY 2

The Initial Player Allocation distributed the league's first 16 players (two per team). Cynthia Cooper, Jennifer Gillom, Lisa Leslie, Sheryl Swoopes and Teresa Weatherspoon were among the allocated players.

APRIL 19

The WNBA and Spalding introduced the league's official orange-and-oatmeal game ball at the WNBA Pre-Draft Camp at Disney's Wide World of Sports complex in Orlando, FL.

APRIL 8

The Houston Comets selected USC forward Tina Thompson as the No. 1 draft pick in the inaugural WNBA Draft.

JUNE 21

The New York Liberty and Los Angeles Sparks participated in the first WNBA game at the Great Western Forum in Inglewood, CA. Sparks guard Penny Toler scored the league's first basket at 19:01. New York won 67-57.

JUNE 23

The Utah Starzz became the first team to surpass the 100-point mark in a 102-89 victory against Los Angeles.

JULY 2

New York forward Rebecca Lobo won her 100th consecutive game when the Liberty defeated Houston 70-67. The streak was composed of Lobo's 35-0 senior season at UConn, 60-0 mark as a member of the U.S. Olympic Team and 5-0 record as a member of the Liberty. The streak ended at 102.

AUGUST 30

The Houston Comets became the first WNBA champion following a 65-51 win over the New York Liberty at The Summit in Houston.

OCTOBER 1

The WNBA announced that franchises in Detroit and Washington would join the league as expansion teams for the 1998 season.

1998

APRIL 22

The WNBA announced the addition of expansion teams in Orlando and Minnesota for the 1999 season.

JUNE 19

Los Angeles center Lisa Leslie set a WNBA single-game record with 21 rebounds in the Sparks' 78-75 victory over New York.

JUNE 21

Los Angeles center Lisa Leslie notched her seventh straight double-double, setting a WNBA record.

JULY 18

Houston guard Cynthia Cooper became the first player to reach 1,000 career points during the Comets' 75-44 rout of Sacramento.

JULY 29

Sacramento guard Ticha Penicheiro dished out a league single-game record 16 assists in a 75-67 loss vs. Cleveland. Penicheiro led the league in assists per game for six consecutive seasons (1998-2003).

AUGUST 29

In Game 2 of the WNBA Finals, Houston, who trailed Phoenix 1-0 in the best-of-three series, erased a 12-point deficit in the final 7:24, forced overtime and won the game. Houston went on to win the series and claimed its second of four titles.

1999

APRIL 29

The WNBA and WNBA signed the league's first collective bargaining agreement.

JUNE 7

The WNBA announced the addition of four expansion teams to begin play in 2000 – Indiana, Miami, Portland and Seattle.

JULY 14

Whitney Houston sang the National Anthem in front of a capacity crowd of 18,649 at New York's Madison Square Garden for the Inaugural WNBA All-Star Game. The West defeated the East 79-61 as Sparks center Lisa Leslie was named MVP.

JULY 27

Houston forward Sheryl Swoopes recorded the WNBA's first triple-double with 15 points, 14 rebounds and 10 assists in an 85-46 win over Detroit at the Compaq Center.

SEPTEMBER 4

New York guard Teresa Weatherspoon nailed a shot from beyond the midcourt line with 2.4 seconds remaining to give the Liberty a 68-67 victory over the Houston Comets in Game 2 of the WNBA Championship. The shot sent the series to a decisive Game 3. The Comets won Game 3 and captured their third straight WNBA title.

2000

JUNE 7

Cleveland forward Eva Nemcova ended her record streak of 66 consecutive free throws made with a miss against Orlando. Nemcova did not miss from the foul line from June 14, 1999 to June 5, 2000.

JULY 17

The West defeated the East 73-61 at the 2000 WNBA All-Star Game at America West Arena in Phoenix. Houston forward Tina Thompson captured MVP honors.

AUGUST 25

Cleveland guard Suzie McConnell Serio was the recipient of the first Kim Perrot Sportsmanship Award. The award was named in honor of former Houston guard Kim Perrot, who passed away from cancer in 1999.

AUGUST 26

Houston guard Cynthia Cooper turned in a clutch performance to earn her fourth WNBA Finals MVP as the Comets claimed their fourth straight title by defeating the New York Liberty. In Game 1 of the series at Madison Square Garden, Cooper converted a crucial three-point play with 25.4 seconds left to push the Comets' lead to five. In Game 2, she scored six of her 25 points in overtime and nine of Houston's final 18 points. She retired following the season as the WNBA's all-time scoring leader (2,537 points).

2001

JUNE 2

Houston's Van Chancellor became the first WNBA coach to record 100 victories as the Comets defeated the Detroit Shock 74-73.

JUNE 7

Utah center Margo Dydek recorded the WNBA's second triple-double, setting a league record for blocked shots in the process, as her 12 points, 11 rebounds and 10 blocks led Utah to an 82-79 win over Orlando.

JULY 3

Washington and Seattle battled through four overtime periods — the most in WNBA history — before the Mystics edged the Storm 72-69.

JULY 7

Minnesota forward Katie Smith set the WNBA single-game scoring record with a 46-point performance, including six 3-pointers, in a 100-95 overtime loss at Los Angeles.

JULY 14

The West three-peated at the 2001 WNBA All-Star Game in Orlando, FL, as it defeated the East 80-72. Los Angeles center Lisa Leslie earned her second All-Star MVP award.

JULY 30

Los Angeles center Lisa Leslie scored her 2,538th point to become the WNBA's all-time career scoring leader,

surpassing Houston guard Cynthia Cooper.

AUGUST 10

Minnesota forward Katie Smith scored 22 points in the Lynx' 65-51 win over Seattle to break the WNBA single-season scoring record of 686 points set by Cynthia Cooper in 1999.

AUGUST 11

The L.A. Sparks were the first WNBA team to go undefeated at home in a season, finishing 16-0 at STAPLES Center.

AUGUST 13

Minnesota forward Katie Smith scored 29 points in a 74-60 loss at Houston, enabling her to set the highest single-season scoring average in WNBA history with 23.1 ppg. Smith rewrote the WNBA record books with seven single-season league records: scoring average, points (739), FTM (246), FTA (275), 3FGA (240), minutes played (1,234) and average minutes (38.6 mpg).

AUGUST 27

The Charlotte Sting, after dropping the opener of the Eastern Conference Finals at home, went into Madison Square Garden and took both games against the Liberty, ending New York's hopes of making a third straight trip to the WNBA Championship. Charlotte advanced to the championship after beginning the season with a 1-10 record.

SEPTEMBER 1

The Los Angeles Sparks claimed their first WNBA Championship and gave Los Angeles a sweep of professional basketball titles, following the L.A. Lakers' second straight NBA Championship. Lisa Leslie became the first WNBA player to capture all three MVP awards in the same season (regular season, All-Star, Finals), and joined NBA greats Shaquille O'Neal, Michael Jordan and Willis Reed as the only professional basketball players to accomplish that feat. Sparks coach Michael Cooper became the first to claim NBA and WNBA titles, having won five NBA titles with the Lakers.

SEPTEMBER 1

The WNBA welcomed its 10 millionth fan prior to Game 2 of the WNBA Finals at the STAPLES Center in Los Angeles.

NOVEMBER 13

The Seattle Storm won the first pick in the 2002 WNBA Draft in the inaugural WNBA Draft Lottery, held in New York.

2002

JUNE 4

Minnesota guard Katie Smith became the WNBA's all-time career leader for three-pointers made, surpassing Houston guard Cynthia Cooper (232). Smith set the mark during the Lynx' 78-68 loss to the Seattle Storm.

JUNE 5

New York guard Teresa Weatherspoon became the first WNBA player to record 1,000 assists during the Liberty's 60-59 win over the Detroit Shock at Madison Square Garden.



LEAGUE MILESTONES

JUNE 8

The Orlando Miracle and Cleveland Rockers squared off in the longest game in WNBA history. The Miracle won 103-99 in the 2:57 contest that spanned three overtimes.

JUNE 22

Utah forward Natalie Williams recorded the first 20/20 performance in WNBA history when she scored 22 points and grabbed 20 rebounds in Utah's 77-61 win over Sacramento at ARCO Arena.

JULY 15

The West earned its fourth straight win in the 2002 WNBA All-Star Game in Washington, D.C., edging the East 81-76. Sparks center Lisa Leslie took All-Star MVP honors for the second straight year and third time in her career.

JULY 22

Los Angeles center Lisa Leslie became the first WNBA player to record 3,000 points during the Sparks' 92-84 win over Orlando at STAPLES Center. Leslie recorded 24 points and 21 rebounds (tying the league record she set on 6/19/98).

JULY 30

Los Angeles center Lisa Leslie became the first WNBA player to dunk in a game when she threw down a one-handed breakaway with 4:44 remaining in the first half in Los Angeles' 82-73 loss to Miami at STAPLES Center.

AUGUST 9

Utah center Margo Dydek became the first WNBA player to record 500 career blocks.

AUGUST 15

Washington forward Chamique Holdsclaw became the first player to lead the league in both scoring (19.9 ppg) and rebounding (11.6 rpg) in a single season.

AUG. 29 Los Angeles rookie guard Nikki Teasley nailed the game-winning shot in the waning seconds of Game 2 of the WNBA Finals, and gave the Los Angeles Sparks their second consecutive WNBA title. New York failed to win in its fourth all-time WNBA Finals appearance (0-4). Lisa Leslie earned Finals MVP honors for the second straight year.

OCTOBER 8 The WNBA Board of Governors votes to restructure the WNBA to allow individual team ownership, and to allow teams to be owned by non-NBA owners and located non-NBA markets.

OCTOBER 11

The WNBA announced the Orlando Miracle will relocate to another city designated by the WNBA prior to the 2003 regular season.

NOVEMBER 3

The WNBA announced the addition of a franchise in San Antonio that will begin play in 2003.

NOVEMBER 27

The Miami Sol announced it would not assume ownership of the team after its operating agreement with the WNBA expired.

DECEMBER 5

The WNBA announced the Utah Starzz would relocate to San Antonio for the 2003 season and would be owned and operated by Spurs Sports & Entertainment. The franchise was later introduced as the San Antonio Silver Stars.

DECEMBER 30

The Portland Fire announced it would not assume ownership of the team after its operating agreement with the WNBA expired.

2003

JANUARY 10

San Antonio announced "Silver Stars" as its official team name.

JANUARY 28

The WNBA announced the Orlando Miracle would relocate to Connecticut for the 2003 season and would be owned and operated by the Mohegan Sun. The Sun is the first independently owned and operated WNBA team, and the first team with its home in a non-NBA market.

APRIL 24

The WNBA holds the second annual Draft Lottery and a Dispersal Draft to disseminate players from the Miami Sol and Portland Fire. The Cleveland Rockers win the Lottery, while the Detroit Shock make Ruth Riley, formerly of the Sol, the first selection in the Dispersal Draft.

APRIL 25

The WNBA and WNBPA announced that they signed a new collective bargaining agreement covering four seasons with a league option for a fifth year. The agreement introduced the first free agency system in women's professional sports.

APRIL 5

Cleveland selected Mississippi State's LaToya Thomas as the first overall pick in the 2003 draft.

APRIL 9

Houston guard Cynthia Cooper, a two-time WNBA MVP and four-time WNBA Finals MVP, announced her return (from retirement) to the WNBA and the Comets for the 2003 season.

MAY 23

Washington Mystics forward Chamique Holdsclaw broke the WNBA record for rebounds in a game, grabbing 24 in a season-opening win over the Charlotte Sting. She also added 22 points and became the first WNBA player to record two 20-point, 20-rebound performances.

MAY 31

Washington Mystics forward Chamique Holdsclaw became the third-fastest player to 2,000 points and the fourth-fastest player to 1,000 rebounds, passing both milestones in a 71-60 loss at Indiana.

JUNE 7

Seattle Storm forward Lauren Jackson became the youngest player in WNBA history to reach the 1,000-point plateau at 22 years and 27 days old.

JUNE 10

Minnesota Lynx guard Katie Smith became the first WNBA player to record 300 three-point field goals in her career.

JULY 1

Minnesota guard Katie Smith became the second-fastest player to reach 2,500 career WNBA points (139 games).

JULY 12

The West All-Stars captured their fifth straight WNBA All-Star game in New York's Madison Square Garden by defeating the East All-Stars 84-75. Los Angeles guard Nikki Teasley earned the MVP award.

JULY 31

Seattle Storm forward Lauren Jackson tallied 23 points and 20 rebounds, becoming only the fourth player in WNBA history to record a 20-point, 20-rebound performance.

AUGUST 6

Seattle guard Sue Bird notched her eighth point-assist double-double of the year, adding to her single-season record.

AUGUST 12

Seattle's Lauren Jackson's streak of consecutive double-doubles (points, rebounds) to extended seven straight games.

AUGUST 25

Los Angeles guard Nikki Teasley finished the year averaging 11.5 points, 6.3 assists and 5.1 rebounds and became the first player in WNBA history to average more than 10 points, five assists and five rebounds in a season.

SEPTEMBER 14

Seattle Storm forward Lauren Jackson became the first international player to win the WNBA's Most Valuable Player.

SEPTEMBER 16

The Detroit Shock won their first WNBA title by defeating the L.A. Sparks in front of a sell-out crowd of 22,076 (a WNBA single-game record). Detroit's Ruth Riley recorded a career-high 27 points in Game 3 and won the Finals MVP award.

SEPTEMBER 19

The Cleveland Cavaliers/Gund Arena Company announced it would no longer operate the Cleveland Rockers.

SEPTEMBER 23

Connecticut's Rebecca Lobo, one of three original players signed by the WNBA, retired after a seven-year career.

DECEMBER 3

The Phoenix Mercury won the first pick in the 2004 WNBA Draft in the third annual WNBA Draft Lottery.

DECEMBER 17

The Board of Governors announced three rules changes. The three-point line moved from 19'9" to 20' 6 1/4", and the lane was widened from 12' to the NBA width of 16'. The 30-second shot clock resets to 20 seconds (as opposed to 30 seconds under the previous rule) when a defensive foul or other defensive violation occurs with less than 20 second

remaining on the shot clock.

2004

JANUARY 6

The WNBA held a Dispersal Draft to disseminate the players from the Cleveland franchise. The Phoenix Mercury selected forward Penny Taylor with the first overall selection.

APRIL 17

Phoenix took University of Connecticut's Diana Taurasi with the first pick of the 2004 WNBA Draft.

JUNE 17

Ticha Penicheiro passed Teresa Weatherspoon to take over the number one spot in career assists.

JULY 29

Lisa Leslie scored her 4,000th career point becoming the first WNBA player to reach the milestone.

AUGUST 2-31

The WNBA stopped play to give players the opportunity to compete in the 2004 Olympic Games in Athens, Greece.

AUGUST 5

USA Basketball beat the WNBA All-Stars 74-58 at historic Radio City Music Hall. The game was a send-off for the U.S. National team as they prepared for the Olympics.

SEPTEMBER 10

Lisa Leslie recorded the WNBA's third triple-double, tying Margo Dydek's record for blocked shots in the process, as her 29 points, 15 rebounds and 10 blocked shots led Los Angeles to an 81-63 victory over the Detroit Shock.

OCTOBER 12

The Seattle Storm won their first WNBA title against the Connecticut Sun before a sell-out crowd of 17,072. For the first time in WNBA history, all three games of the WNBA Finals were sell-outs. Seattle guard Betty Lennox averaged 22.3 points in the finals and earned MVP honors.

DECEMBER 1

The Charlotte Sting beat the odds to win the first pick in the 2005 WNBA Draft in the WNBA Draft Lottery. Charlotte had only a 9.7 percent chance of winning the top pick.

2005

FEBRUARY 8

NBA Commissioner David Stern announced that the WNBA will be coming to Chicago for the 2006 season. The Chicago Sky is the second WNBA team to be owned and run by an entity outside of the NBA. In 2003, the Connecticut Sun became the first independently owned WNBA team.

APRIL 16

Charlotte took University of Minnesota's Janel McCarville with the first pick of the 2005 WNBA Draft.



LEAGUE MILESTONES

MAY 24

Sheila Johnson, co-founder of Black Entertainment Television, became the WNBA's first African-American female owner when she joined Ted Leonsis' Lincoln Holdings LLC, which in turn purchased the Washington Mystics from Washington Wizards' owner Abe Pollin.

MAY 25

The Chicago Sky announced the hiring of former Boston Celtics great and Hall-of-Famer Dave Cowens as head coach.

JULY 13

Minnesota guard Katie Smith became the first woman in U.S. basketball history to score 5,000 points.

AUGUST 18

Seattle's Anne Donovan became the first female WNBA coach – and fourth in the league – to win 100 games.

SEPTEMBER 18

Houston forward Sheryl Swoopes became the first three-time WNBA Most Valuable Player in league history.

SEPTEMBER 20

Sacramento Monarchs clinch the 2005 WNBA title bringing the city of Sacramento its first basketball title.

OCTOBER 24

The Minnesota Lynx beat the odds to win the first pick in the 2006 WNBA Draft in the fifth annual WNBA Draft Lottery. Minnesota had only a 16.7 percent chance of capturing the first pick.

NOVEMBER 16

The Chicago Sky selected 13 players in the WNBA Expansion Draft: Jia Perkins (Charlotte), Brooke Wyckoff (Connecticut), Elaine Powell (Detroit), Kiesha Brown (Houston), Deanna Jackson (Indiana), Laura Macchi (Los Angeles), Stacey Lovelace (Minnesota), DeTrina White (New York), Ashley Robinson (Phoenix), Bernadette Ngoyisa (San Antonio), Chelsea Newton (Sacramento), Francesca Zara (Seattle) and Stacey Dales-Schuman (Washington).

2006

FEBRUARY 1

The WNBA announces the 2006 WNBA Draft and Pre-Draft Camp will be held in Boston. The WNBA events will conclude a week-long celebration of women's basketball emanating from Boston.

APRIL 5

The league holds the 2006 WNBA Draft, and Minnesota takes Louisiana State University guard Seimone Augustus as the No.1 overall pick. It was the first time the WNBA Draft was held outside of the New York area and it concluded a week-long celebration of women's basketball emanating from Boston.

JUNE 13

The WNBA All-Decade Team is selected by fans, a panel of national and WNBA-market media and the league's current

players and coaches. The team is comprised of the 10 best and most influential players from its first 10 years of play, including Sue Bird, Tamika Catchings, Cynthia Cooper, Yolanda Griffith, Lauren Jackson, Lisa Leslie, Katie Smith, Dawn Staley, Sheryl Swoopes and Tina Thompson. Van Chancellor, who led the Houston Comets to consecutive WNBA championships in the league's first four seasons, was named the WNBA's Coach of Decade.

JUNE 12

The 2006 WNBA All-Star Game takes place at New York City's Madison Square Garden. Four rookies — Seimone Augustus, Cappie Pondexter, Sophia Young and Candice Dupree — are named All-Stars. The East squad, led by All-Star MVP Katie Douglas of the Connecticut Sun, earns its first-ever victory with a 98-82 decision. Off the court, the inaugural All-Star Salute: Celebrating Inspiration Luncheon is a key highlight of the festivities.

JUNE 23

In a game vs. San Antonio, L.A. Sparks center Lisa Leslie scores the 5,000th point in her WNBA career, becoming the first player in WNBA history to reach that milestone.

AUGUST 10

Diana Taurasi scores a WNBA single-game record 47 points in a triple-overtime game against Houston.

AUGUST 30

As part of the League's 10th Anniversary season, the WNBA Greatest Moment presented by AOL.com is unveiled during Game 1 of the 2006 WNBA Finals. Fans, who were able to log on to www.aol.com/wnba, voted Teresa Weatherspoon's half-court, buzzer-beater — a shot that propelled the New York Liberty to victory in Game 2 of the 1999 WNBA Finals and on to a deciding Game 3 against the Houston Comets — as their favorite moment in the WNBA's 10-year history.

SEPTEMBER 3

Lisa Leslie of the Los Angeles Sparks is named MVP of the league for the third time in her career after having also earned the honor in 2001 and 2004. Leslie joined the Houston Comets Sheryl Swoopes as the only players in WNBA history to capture MVP honors three times.

SEPTEMBER 9

The 2006 WNBA Finals saw the Detroit Shock earn their second title when they topped the Sacramento Monarchs in the first Finals matchup ever to reach a deciding fifth game. The historic game featured a sellout crowd of 19,671 at Joe Louis Arena in Detroit, the second highest Finals crowd in WNBA history. Deanna Nolan is named Finals MVP.

OCTOBER 26

The Phoenix Mercury won the sixth annual Draft Lottery and earned the top pick in the 2007 WNBA Draft. It marked the first time that the team whose odds of winning the top pick were mathematically the smallest actually came away with the #1 pick.

NOVEMBER 7

The WNBA announces the creation of the Dawn Staley Community Leadership Award. The award will be presented to the player who best exemplifies the characteristics of a leader in the community and will reflect Staley's contagious leadership, spirit, charitable efforts and love for the game.

DECEMBER 7

The WNBA Board of Governors approved the sale of the Los Angeles Sparks to an investment group led by Katherine E. Goodman and Carla J. Christofferson.

DECEMBER 13

The Charlotte Bobcats Organization announces that it will no longer operate the Charlotte Sting.

2007

JANUARY 8

The WNBA holds a Dispersal Draft to disseminate the players from the Charlotte franchise. The Chicago Sky select guard Monique Currie with the first overall selection.

JANUARY 31

The WNBA Board of Governors approved the sale of the Houston Comets to Hilton Koch/Hilton Acquisitions, LLC.

FEBRUARY 16

Electronic Arts announce that six WNBA players are featured in a new videogame NBA STREET Homecourt. Sue Bird, Tamika Catchings, Lauren Jackson, Lisa Leslie, Sheryl Swoopes and Diana Taurasi are the first female professional athletes to ever be featured and go head-to-head with their male counterparts in a videogame.

MARCH 31

Former University of Texas Coach Jody Conradt becomes the inaugural recipient of the WNBA Inspiring Coach Award.

APRIL 4

The 2007 WNBA Draft presented by adidas takes place in Cleveland, marking the second straight year that the Draft was held immediately following the NCAA Women's Division I Championship Game and conducted in the same city as the Final Four. The Phoenix Mercury make Lindsey Harding the top overall pick before trading her to the Minnesota Lynx in exchange for Tangelia Smith. The fast-paced Draft earned a place in league history when Jessica Davenport, the second overall pick, was subsequently traded from San Antonio to New York in exchange for all-star guard Becky Hammon and a future selection. It marked the first time in WNBA history that the top two picks were traded on Draft Day.

JULY 15

The 2007 WNBA All-Star Game, the league's eighth such contest, was played in front of a sellout audience on July 15 at the Verizon Center in Washington, D.C. A crowd of 19,487 fans witnessed the East defeat the West, 103-99, as Cheryl Ford of the Detroit Shock clinched the MVP honors.

JULY 15

Signaling a major milestone in its second decade, the WNBA reached an eight-year agreement with ESPN to have ABC, ESPN and ESPN2 televise games through the 2016 season. The agreement extends the WNBA's relationship with ESPN, which began in 1997, to 20 seasons.

JULY 24

Seattle's Lauren Jackson scored 47 points in a 97-96 OT loss to the Washington Mystics, tying Diana Taurasi for the WNBA record for most points in a single game.

JULY 27

Lauren Jackson scored her 4,000th career point during a 89-75 win over the Indiana Fever, becoming the youngest and fastest player in league history to reach the milestone.

SEPTEMBER 5

Lauren Jackson is named WNBA MVP for the second time in her career after having also earned the honor in 2003. Jackson led the WNBA in scoring, rebounding and double-doubles and was also named the WNBA's Player of the Week on five occasions. Jackson joined Lisa Leslie, Sheryl Swoopes and Cynthia Cooper as the only players in WNBA history to capture multiple MVP honors.

SEPTEMBER 16

The 2007 WNBA Finals saw the Phoenix Mercury win their first-ever championship. Cappie Pondexter was named MVP. The Mercury defeated the defending champion Detroit Shock in five games. It marked the first time the WNBA Championship has been won on the road, and Mercury head coach Paul Westhead became the first head coach to win both a WNBA and an NBA title (1980, Los Angeles Lakers). Total attendance for the 2007 WNBA Finals was 74,178, establishing a new all-time WNBA Finals record.

OCTOBER 17

WNBA President Donna Orender announced that the city of Atlanta was awarded a WNBA expansion team for the 2008 season. The new team will be owned and operated by Atlanta businessman J. Ronald Terwilliger.

OCTOBER 23

The Los Angeles Sparks won the seventh annual Draft Lottery and earned the top pick in the 2008 WNBA Draft. The Sparks won the lottery for the first time in their history, after tying the Minnesota Lynx for fewest wins in 2007.

2008

JANUARY 28

The WNBA and the WNBA sign the league's third collective bargaining agreement covering six seasons, commencing with the 2008 season and continuing through 2013.

JANUARY 29

Rule changes are announced for the 2008 season and include the following: the inbound rule will permit a player to pass the ball anywhere (frontcourt or backcourt)



LEAGUE MILESTONES

on the court during the final minute of the fourth period and any overtime period; players not occupying lane spaces shall remain behind the three-point line during free-throws.

FEBRUARY 6

The WNBA held an Expansion Draft to build the inaugural roster of the Atlanta Dream. The Dream chose one player from each team, including Kristen Mann, Betty Lennox, Katie Feenstra, and Kristin Haynie. Atlanta also orchestrated trades for Iziane Castro Marques and Ivory Latta.

FEBRUARY 28

Force 10 Hoops, LLC, the entity owned by Seattle businesswomen and civic leaders Anne Levinson, Ginny Gilder, Lisa Brummel and Dawn Trudeau, purchased the Seattle Storm. Seven WNBA teams now fall under the independent ownership model: Atlanta, Chicago, Connecticut, Houston, Los Angeles, Seattle, and Washington.

APRIL 9

The 2008 WNBA Draft presented by adidas takes place in Tampa, marking the third straight year that the Draft was held immediately following the NCAA Women's Division I Championship Game and conducted in the same city as the Final Four. The Los Angeles Sparks make Candace Parker the top overall pick. Sylvia Fowles was selected No. 2 by Chicago, followed by the selection of Candice Wiggins by the Minnesota Lynx.

MAY 17

Candace Parker of the Los Angeles Sparks nearly posted a triple-double in her pro debut on vs. Phoenix. She had 34 points, 12 rebounds and 8 assists. Her 34 points broke the record for a rookie in a debut game.

MAY 29

In a double-overtime loss at Indiana, Candace Parker became the first player in WNBA history to record a 5x5, which is total of five or more in five different categories. Parker had 16 points, 16 rebounds, six blocks, five assists and five steals.

JUNE 6

Tina Thompson of the Houston Comets becomes just the second player in WNBA history to reach the 5,000 point milestone, joining Lisa Leslie.

JUNE 22 & 24

Candace Parker dunks in back-to-back games, joining Lisa Leslie as the only players to have dunked in a WNBA game.

JUNE 28

Lisa Leslie of the Los Angeles Sparks becomes the first WNBA player to record 3,000 career rebounds.

JULY 30

Robin Roberts, co-anchor of ABC News' Good Morning America, is honored as the recipient of the 2008 WNBA Inspiration Award. Roberts is the keynote speaker at the WNBA Inspiring Women Luncheon in San Francisco, an event that also honored the U.S. Olympic Women's

Basketball Team and served as a final send-off to the Beijing for the Olympic Games.

JULY 28-AUGUST 27

The WNBA stops play to give players the opportunity to compete in the 2008 Olympic Games in Beijing, China. The U.S. Olympic Women's Basketball Team defeated Australia in the gold medal game, while Russia defeated China for the bronze. The United States has now won four consecutive Olympic gold medals.

AUGUST 31

Katie Smith of the Detroit Shock reaches the 5,000 career point milestone, joining Lisa Leslie and Tina Thompson.

SEPTEMBER 5

Ticha Penicheiro of the Sacramento Monarchs becomes the first player in WNBA history to record 2,000 career assists.

OCTOBER 3

Los Angeles Sparks forward Candace Parker is named the Hans-G 'Go Beyond' Rookie of the Year as well as the WNBA Most Valuable Player presented by T-Mobile. It marks the first time a rookie won both awards in the same year. The top overall pick in the 2008 WNBA Draft, Parker capped a season in which she also earned All-WNBA First Team honors, two Hans-G 'Go Beyond' Rookie of the Month Awards (May and July), one Player of the Week Award (August 31) and the Peak Performer Rebounding Award.

OCTOBER 5

The 2008 WNBA Finals saw the Detroit Shock sweep the San Antonio Silver Stars in three games. The Shock earned their third championship in six years. Detroit's Katie Smith was named Finals MVP.

DECEMBER 2

The League announced that the Houston Comets, an original member of the WNBA, would suspend operations.

DECEMBER 9

The WNBA holds a Dispersal Draft of the Houston Comets players. Teams drafted in inverse order of their regular-season finish in 2008. The Atlanta Dream selected Sancho Lyttle with the first pick, the Washington Mystics chose Matee Ajavon with the second selection and the Chicago Sky took Mistie Williams with the third pick.

DECEMBER 9

The Atlanta Dream won the eighth annual WNBA Draft Lottery and earned the top pick in the 2009 WNBA Draft. The winning team had 420 chances out of 1,000 to receive the first overall selection. The lottery went exactly according to odds for the first time in WNBA history.

2009

FEBRUARY 5

The WNBA Board of Governors voted to allow the expanded use of instant replay by game officials. The two modifications will allow referees to use instant replay 1.) to

determine at any point during a game whether a field goal was correctly scored as a two or three-point field goal, and, for the purposes of awarding the correct number of free throws, whether a shooter was fouled while taking a two or three-point attempt and 2.) when the game clock malfunctions during a play concluding with no time remaining on the clock (0:00) at the end of any quarter or overtime period.

APRIL 7

University of Tennessee head coach Pat Summit was named the recipient of the WNBA's Inspiring Coach Award.

APRIL 9

The 2009 WNBA Draft presented by adidas takes place at the NBA Entertainment studios in Secaucus, NJ. Angel McCoughtry, Kristi Toliver and Marissa Coleman were selected as the top three overall picks.

MAY 13

WNBA Live Access, a new feature on WNBA.com that provides fans with free access to more than 200 live game Webcasts, is launched and allows fans around the world to access live game Webcasts on individual team Web sites.

JUNE 1

The Phoenix Mercury announces a ground breaking marquee partnership with LifeLock to launch the first-ever branded jersey in WNBA or NBA history. The LifeLock name will appear on the front of Phoenix Mercury player jerseys and on warm-up suits through the 2011 season.

JUNE 5

The Los Angeles Sparks reach an agreement with the Farmer's Insurance Group of Companies to become the second team to secure a marquee partnership and wear branded jerseys. The Farmer's Insurance Group of Companies name and logo will appear on player jerseys.

JUNE 14

Raymond is named the recipient of the 2009 Dawn Staley Community Leadership Award.

JULY 17

Sue Bird of the Seattle Storm reaches the 3,000-point plateau, becoming just the third player in league history to score 3,000 points and hand out 1,000 career assists (Shannon Johnson and Vickie Johnson).

JULY 29

Cokie Roberts, political commentator for ABC News, senior news analyst for NPR News, and bestselling author, is honored as the recipient of the 2009 WNBA Inspiration Award. Roberts served as the keynote speaker at the WNBA Inspiring Women Luncheon in Chicago.

AUGUST 10

Lisa Leslie of the Los Angeles Sparks becomes the first player in WNBA history to record 6,000 career points.

AUGUST 15

Lauren Jackson of the Seattle Storm scores her 5,000th point against the Atlanta Dream, becoming the youngest

and fastest player in league history to reach the milestone. Jackson joins Lisa Leslie, Tina Thompson and Katie Smith as the WNBA's 5,000 point scorers.

SEPTEMBER 5

Diana Taurasi of the Phoenix Mercury scores her 4,000th point, eclipsing Lauren Jackson as the youngest and fastest player in league history to reach the milestone. Taurasi accomplishes the feat in 197 games.

SEPTEMBER 26

Lisa Leslie tallies 22 points and 9 rebounds in the final game of her WNBA career as the Los Angeles Sparks are defeated by the Phoenix Mercury in the Western Conference Finals. Leslie had previously announced that 2009 would be her final season, and retires as the all-time WNBA leader in points (6,263) and rebounds (3,307).

SEPTEMBER 29

The Mercury's Diana Taurasi wins the WNBA Most Valuable Player Award presented by Kia Motors, marking the first MVP honor of her professional career. Taurasi tallied 20.4 points per game and recorded 20+ points in 20 games in 2009.

OCTOBER 9

The Phoenix Mercury defeats the Indiana Fever to clinch the WNBA Championship for the second time in three years. Finals MVP Diana Taurasi, Cappie Pondexter and Penny Taylor led the Mercury and held off a late rally by the tenacious Indiana Fever for a 94-86 victory in the deciding Game 5. The 2009 WNBA Finals also featured three sellouts vs. the highest total attendance figure (82,018) in WNBA Finals history. Overall, average attendance for the 2009 WNBA Playoffs increased 18.5% over 2008 (9,979 vs. 8,420).

OCTOBER 20

The Detroit Shock relocates to Tulsa, Oklahoma under the ownership of Bill Cameron, David Box and Tulsa Pro Hoops, LLC. Nolan Richardson is named the team's general manager and head coach.

OCTOBER 29

Kathy Betty becomes managing partner of the Atlanta Dream after the investment group Dream Too, LLC purchases the team from Terwilliger.

NOVEMBER 5

The Minnesota Lynx win the ninth annual WNBA Draft Lottery and earned the top pick in the 2010 WNBA Draft. Minnesota had 428 chances out of 1,000 to receive the first overall selection by virtue of owning New York's combinations (261) in addition to its own (167).

NOVEMBER 20

The Maloof Family announces that they will no longer operate the Sacramento Monarchs.

DECEMBER 4

The WNBA Competition Committee and Board of Governors approves the expanded use of instant replay by game offi-



LEAGUE MILESTONES

cial in the following situations: 1.) To determine at any point during the game whether a 24-second shot clock violation occurred prior to the release of a successful field goal attempt or prior to a foul being committed and 2.) To determine during the last minute of regulation play and the last minute of any overtime period which player last touched the ball prior to it going out-of-bounds or whether the ball was last touched simultaneously by two opponents.

DECEMBER 14

The WNBA holds a Dispersal Draft of the Sacramento Monarchs players. The New York Liberty selected Nicole Powell with the first pick while the Minnesota Lynx chose Rebekkah Brunson second and the Connecticut Sun took DeMya Walker with the third selection. The Chicago Sky selected Courtney Paris and the San Antonio Silver Stars took Laura Harper to round out the top five picks. Teams drafted in inverse order of their regular-season finish in 2009.

2010

JANUARY 23

The Tulsa franchise unveils their team name, logo and colors. The Tulsa Shock's color scheme will consist of black, red and gold.

APRIL 8

The 2010 WNBA Draft presented by adidas takes place at the NBA Entertainment studios in Secaucus, NJ. Tina Charles, Monica Wright, Kelsey Griffin, Epiphanny Prince and Jayne Appel were selected as the top five overall picks.

MAY 15

The newly relocated Shock – complete with new ownership, a new head coach in Nolan Richardson, new colors and a new logo – tip-off their first game in Tulsa, Oklahoma.

AUGUST 8

Tina Thompson surpasses Lisa Leslie's WNBA career scoring mark of 6,263, making her the highest scoring player in league history.

AUGUST 13

Phoenix's Tangela Smith plays in her 411th career game, breaking Vickie Johnson's previous record for most career games played.

AUGUST 15

In a game against Indiana, rookie Tina Charles of the Connecticut Sun sets WNBA single-season records for most double-doubles and total rebounds in a single season.

SEPTEMBER 7

Atlanta's Angel McCoughtry scores a WNBA Playoffs record 42 points in Game Two of the Eastern Conference Finals, a 105-93 victory over the New York Liberty. In that same game, New York's Cappie Pondexter tallies 36 points. Their combined total of 78 points set a WNBA record for most total points by two players in the same post-season game.

SEPTEMBER 16

The Seattle Storm won the 2010 WNBA championship by defeating the Atlanta Dream 87-84 in Game 3 of the WNBA Finals in Atlanta's Philips Arena. The Storm swept the Dream 3-0 in the best-of-five series and Seattle center Lauren Jackson, the league's regular season MVP, was named MVP of The Finals. It is the Storm's second championship and first since 2004.

DECEMBER 3

Donna Orender steps down as WNBA President to launch her own marketing, media and strategy company.

2011

FEBRUARY 28

As part of WNBA Live - Manchester 2011 - a new, multiyear partnership between the Manchester (England) City Council and the NBA, WNBA and USA Basketball - it is announced that the Atlanta Dream will participate in the first WNBA game to be played in Europe. The game is set for May 29, 2011 vs. Standard Life Team GB (Great Britain's national team) at Manchester Evening News Arena. The partnership will promote women in sport and encourage participation in team sports.

MARCH 3

At a press conference at the AT&T Center in San Antonio, the WNBA announces that the Silver Stars will host the 2011 All-Star Game for the first time in franchise history. The contest, set for Saturday, July 23, is to be the second WNBA All-Star Game played in a Western Conference venue and the first since the 2000 game was held in Phoenix.

MARCH 8

In honor of Women's History Month and International Women's Day, the WNBA officially announced plans to celebrate its 15th season. Among those would be the selection of the Top 15 Players and the Top 15 Moments in league history. Key among other planned celebrations would be a nationally televised game (ESPN2) in which the New York Liberty would visit the Los Angeles Sparks on June 21, fifteen years to the date of the league's inaugural game in 1997 featuring those same two teams.

MARCH 28

Sheryl Swoopes, 40, returns to the WNBA, signing to play with the Tulsa Shock after a two-year hiatus. An inaugural member of the WNBA and a member of the league's All-Decade Team selected in 2006, Swoopes resume includes four WNBA championships as a member of the Houston Comets (1997-2000), three league MVP awards (2000, 2002, 2005) and three Defensive Player of the Year honors (2000, 2002, 2003).

APRIL 7

The Washington Mystics sign a marquee partnership with Inova Health System, becoming the fifth WNBA team to have such a partnership. Players will wear Inova Hospital System's name and logo on the front of their home and

away jerseys during the 2011 WNBA season.

APRIL 7

The WNBA and partner adidas unveiled new uniforms for all 12 teams featuring Revolution 30 technology and women's basketball specific TECHFIT base layers.

APRIL 11

The WNBA becomes the first professional sports league to conduct its annual Draft at ESPN headquarters in Bristol, Conn. The Minnesota Lynx made Maya Moore the top overall selection of the 2011 WNBA Draft presented by adidas. Australian native Elizabeth Cambage, selected second by the Tulsa Shock, and Courtney Vandersloot, tapped third by the Chicago Sky, rounded out the top three picks.

APRIL 21

Laurel J. Richie, a veteran of more than three decades in consumer marketing, corporate branding, public relations and corporate management, is appointed President of the WNBA, NBA Commissioner David Stern announced. Laurel leaves her post as Senior Vice President and Chief Marketing Officer for Girl Scouts of the USA to join the WNBA.

JULY 23

In honor of the WNBA's 15th season, the league unveiled its "Top 15 Players of All Time" during a halftime ceremony live on ABC at the 2011 WNBA All-Star Game presented by adidas. With consideration given to on-court performance and ability, leadership, sportsmanship, and community service, as well as to contributions to team success and women's basketball, voting was conducted by fans, select national and WNBA-market media, and by current players and coaches. The players named were: Sue Bird, Tamika Catchings, Cynthia Cooper, Yolanda Griffith, Becky Hammon, Lauren Jackson, Lisa Leslie, Ticha Penicheiro, Cappie Pondexter, Katie Smith, Dawn Staley, Sheryl Swoopes, Diana Taurasi, Tina Thompson, and Teresa Weatherspoon.

AUGUST 9

In a road game at the Phoenix Mercury, Minnesota Lynx all-stars Lindsay Whalen and Seimone Augustus become the 35th and 36th players to surpass the 3,000-point mark for their respective careers, but the first pair of teammates to eclipse the mark in the same game. In the process, Augustus also tied the Mercury's Diana Taurasi as the fastest player in WNBA history to reach 3,000 (151 games).

AUGUST 22

The WNBA and Boost Mobile, an industry leader in no-contract wireless service, announced a landmark multiyear marketing partnership that made Boost Mobile the first league-wide marquee partner of the WNBA. As part of the deal, the Boost Mobile brand logo was subsequently featured on the front of the game jerseys of 10 of the WNBA's 12 teams. It marked the first time the WNBA had a league partner with jersey branding for multiple teams throughout the season other than adidas, the league's official outfitter.

OCTOBER 2

Despite falling to the host Minnesota Lynx in Game 1 of the WNBA Finals, Atlanta Dream forward Angel McCoughtry set Finals records for points in a quarter (19 in the third), points in a half (27 in the second), and consecutive points (14 from late in the first half into the third quarter).

OCTOBER 5

The Atlanta Dream's Angel McCoughtry surpasses the WNBA Finals record (set by her in 2010) for most points in a single game with 38 in a loss to the host Minnesota Lynx.

OCTOBER 7

In a celebration of its 15th season, the WNBA and partner Boost Mobile unveiled the Top 15 Moments in league history as voted by fans. The top moment was Teresa Weatherspoon's half-court shot at the buzzer to win Game 2 of the 1999 WNBA Finals for the New York Liberty and send that series to a decisive third game. Ranking second was the WNBA's first ever game (NY Liberty at LA Sparks, June 21, 1997); third was Sparks' center Lisa Leslie throwing down the first dunk in WNBA history in the first half of a game vs. the Miami Sol.

OCTOBER 7

The Minnesota Lynx captured their first WNBA title with a 73-67 win over the Atlanta Dream. Lynx guard/forward Seimone Augustus was named Finals MVP after leading the Lynx to a sweep in the best-of-five series. Augustus posted 22 points and seven assists in Game 1 and had a franchise-playoff record 36 points in Game 2, including 15 in the fourth quarter.

2012

APRIL 16

The 2012 WNBA Draft presented by Boost Mobile takes place at ESPN headquarters in Bristol, CT, marking the second straight year that the draft was held on the campus of the league's broadcast partner. Stanford's Nnemkadi Ogwumike (Sparks), Tennessee's Shekinna Stricklen (Storm), Notre Dame's Devereaux Peters (Lynx), Tennessee's Glory Johnson (Shock), and Miami's Shenise Johnson (Silver Stars) are the top five picks.

JUNE 3

Angel McCoughtry of the Atlanta Dream sets the WNBA's single-game mark for most successful free throws without a miss, going 17-for-17 vs. Chicago.

JUNE 15

With a win over Phoenix on June 15, the defending champion Minnesota Lynx set a WNBA record for the best start to a season, going 10-0 out of the gate before being upended by Seattle.

JUNE 16

Already the WNBA's career steals leader, Tamika Catchings also took over the top spot in league history for career free throws made when she hit six of eight from the charity stripe against Chicago.



LEAGUE MILESTONES

JUNE 17

Connecticut's Tina Charles, with 23 points and 22 rebounds at Atlanta, became the first player in WNBA history to log three 20-20 games in a career.

JULY 14 - AUGUST 15

The WNBA temporarily stops play to give players the opportunity to compete in the 2012 Olympic Games in London. The U.S. Olympic Women's Basketball Team – comprised of 12 WNBA players – defeated France in the gold medal game. The win gave the United States women their fifth consecutive Olympic gold medal and, dating back to the bronze medal game in 1992, stretched the team's winning streak to 41 games.

AUGUST 28

A put-back basket against San Antonio by Minnesota Lynx center McWilliams-Franklin, moved the 14-year veteran and six-time All-Star into first place on the WNBA's career list for offensive rebounds, surpassing the 1,049 of Yolanda Griffith.

SEPTEMBER 18

Already the WNBA's all-time leading scorer, Tina Thompson (Seattle) became the first player in the history of the league to surpass 7,000 career points with her jump shot at the 9:03 mark of the second quarter of the Storm's victory over visiting Chicago at KeyArena. The milestone capped a season in which Thompson also became the first WNBA player to top 15,000 minutes played and 2,450 field goals made.

SEPTEMBER 22

Temeka Johnson of the Tulsa Shock finished the regular season with the league's best single-season mark in history for three-point FG percentage (.531, 34 of 64). On the same day, Ticha Penicheiro of the Chicago Sky plays the final game of her career and, with two assists, increases her WNBA career record to 2,599.

SEPTEMBER 26

The WNBA Draft Lottery (to determine the order of selection of the 2013 WNBA Draft) was held for the first time at ESPN's studios in Bristol, Connecticut, live during the 6p.m. ET edition of SportsCenter. The Phoenix Mercury ultimately won the top pick, followed in succession by the Chicago Sky, Tulsa Shock, and Washington Mystics.

OCTOBER 21

Indiana defeated the defending champion Minnesota Lynx 3-games-to-1, giving the Fever its first WNBA championship in franchise history. Following Game 4, an 87-78 home win at Indianapolis' Bankers Life Fieldhouse, Indiana forward Tamika Catchings was named MVP of the WNBA Finals presented by Boost Mobile. Catchings, a three-time Olympic gold medalist and the league's 2011 MVP, averaged 22.3 points, 6 rebounds, and 2 steals during the Finals.

DECEMBER 13

Following the league's Board of Governor's Meeting, the WNBA announces it will implement new rules regarding flopping and defensive three-seconds, while also extending

the three-point line from 20 feet, 6 1/4 inches to 22 feet, 1 3/4 inches, consistent with the distance inherent in all FIBA competitions. The rules will go into effect beginning with the 2013 season.

2013

MARCH 28

The WNBA and ESPN announce an extension of their partnership for another six years, paving the way for WNBA games to be televised on ABC, ESPN, and ESPN2 through 2022. The announcement, made by John Skipper, President of ESPN, Inc. and Co-Chairman of the Disney Media Networks, and Laurel J. Richie, WNBA President, extends the WNBA's television relationship with ESPN to 26 years. With the deal, up to 30 live games will be televised on ABC, ESPN or ESPN2 each season, including exclusive telecasts of the WNBA Finals presented by Boost Mobile.

MARCH 28

On the same day as the WNBA and ESPN announce an extension of their partnership, the league also introduced a new brand identity. The refreshed identity reflects how far the level of play has come in 16 years as stronger, more agile players have made the game more competitive. The cornerstone of the new WNBA visual identity is a more modern "Logowoman" -- the player silhouette within the logo -- that better embodies the athleticism and diversity of current WNBA players while leveraging the distinctive orange-and-oatmeal color scheme of the league's iconic game ball.

APRIL 15

For the first time in the WNBA's 17 seasons, the league's Draft is televised live in primetime. The 2013 WNBA Draft presented by State Farm takes place for the third straight year at ESPN headquarters in Bristol, Connecticut, this time airing live at 8 p.m. ET on ESPN2. One of the most anticipated draft classes in league history is led by the "3 to See" -- Brittney Griner of Baylor, Elena Delle Donne of Delaware, and Notre Dame's Skylar Diggins. The Phoenix Mercury select Griner with the No. 1 overall pick; the Chicago Sky then take Delle Donne with the No. 2 selection, and the Tulsa Shock claim Diggins third.

MAY 27 While the WNBA's 17th season officially tipped off on May 24, it was a May 27 Memorial Day TV doubleheader on ESPN2 that introduced the "3 to See" -- Phoenix center Brittney Griner, Chicago guard/forward Elena Delle Donne, and Tulsa guard Skylar Diggins -- to WNBA fans. Griner, Delle Donne, and Diggins, the first, second, and third overall draft picks in the 2013 Draft, were the featured players as Tulsa first hosted the Washington Mystics and Phoenix then hosted Chicago.

MAY 28

Brittney Griner, the No. 1 overall pick in the 2013 Draft, registered two dunks in her very first game, becoming the first WNBA player ever to dunk multiple times in the same game.

JUNE 8

The WNBA becomes the first U.S. professional basketball league to implement "Ref Cam" as part of a game telecast. A wireless, HD, mini point of view camera positioned at eye-level on game official Lamont Simpson, "Ref Cam" allowed viewers to virtually be on the court during the live ABC broadcast when Indiana hosted Phoenix.

JULY 6

Mike Thibault moved ahead of Van Chancellor to become the head coach with the most regular-season victories in WNBA history. Thibault reached the milestone with the Washington Mystics' 62-59 win over the Seattle Storm. The win was Thibault's 212th regular-season victory as a WNBA head coach.

JULY 27

The Los Angeles Sparks' Candace Parker was crowned MVP of the 2013 Boost Mobile WNBA All-Star Game after setting an All-Star Game record with 23 points, topping the mark of 22 set by Swin Cash in 2009. Parker shot 10-for-13 from the field and chipped in 11 rebounds. Leading into the All-Star Game, the Chicago Sky's Elena Delle Donne became the first rookie ever to lead all vote-getters for the event.

AUGUST 18

Chicago's Sylvia Fowles became the first player in league history to post two 20-20 games in the same season. Fowles, who scored 20 points and added 21 rebounds vs. Connecticut on this date, had previously posted 24 points and 22 rebounds vs. Connecticut on May 31.

SEPTEMBER 8

Second-year guard Riquna Williams sets a WNBA single-game scoring record with 51 points in the Tulsa Shock's win at San Antonio. The 51-point effort surpassed the previous mark of 47 set by Phoenix's Diana Taurasi in 2006 and Seattle's Lauren Jackson in 2007.

SEPTEMBER 15

Guard Katie Smith, a veteran of 15 WNBA seasons and a seven-time WNBA All-Star, finishes her illustrious career ranked No. 1 in league history in three-point shots made (906); second in total points (6,452, trailing only Tina Thompson) and minutes played (15,725); fourth in free throws made (1,440); and fifth in field goals made (2,053).

SEPTEMBER 22

Forward Tina Thompson, the only player to play in each of the WNBA's first 17 seasons, plays her final game as Seattle is eliminated from the playoffs by Minnesota in the Western Conference Semifinals. The nine-time WNBA All-Star selection ended her career ranked as the league's all-time leader in points (7,488), field goals made (2,630), and minutes played (16,088); second in free throws made (1,480) and total rebounds (3,070); and fourth in three-point field goals made (748).

OCTOBER 10

After advancing to the WNBA Finals for the third consecutive

season, the Western Conference champion Minnesota Lynx toppled the Atlanta Dream 3-games-to-0, giving Minnesota its second WNBA title in franchise history and its second crown in a three-year span. Following an 86-77 Game 3 victory at Gwinnett Arena in suburban Atlanta, Lynx forward Maya Moore, the runner-up for the regular-season MVP award, was named the MVP of the Finals. The Georgia native averaged 20 points, 6 rebounds, and over 2 assists during the Finals series.

DECEMBER 10

The 13th annual WNBA Draft Lottery (to determine the order of selection of the 2014 WNBA Draft presented by State Farm) was conducted in a televised event live on ESPN during SportsCenter for the second straight year. The Connecticut Sun, which had 442 chances out of 1,000 to receive the first overall selection, the most of any of the four teams in the lottery mix, ultimately won the top pick, followed in succession by the Tulsa Shock, San Antonio Silver Stars, and New York Liberty.

2014

JANUARY 14

The WNBA's San Antonio franchise officially changes its nickname from Silver Stars to Stars.

FEBRUARY 5

The WNBA and NBA Board of Governors unanimously approved the purchase of the Los Angeles Sparks by an investment group led by Earvin "Magic" Johnson and controlling owner of the Los Angeles Dodgers, Mark R. Walter. The investment group includes Dodger co-owners Todd L. Boehly, Robert L. Patton and Stan Kasten.

MARCH 7

The Women's National Basketball Association (WNBA) and the Women's National Basketball Players Association (WNBPA) entered into a new eight-year collective bargaining agreement, commencing with the 2014 season and continuing through 2021. The new collective bargaining agreement includes an additional 12th roster spot, salary cap increases and reduced revenue sharing thresholds, making it more likely that the players will share in league revenue growth. In addition, a new "Time Off Bonus" (up to \$50,000 per team) can be earned by a player who limits the amount of time she will play professional basketball (and/or play for a national team) during the off-season.



LEAGUE MILESTONES

2015

JULY 25

Minnesota's Maya Moore put on a show at Mohegan Sun Arena and set a record for points (30) in an All-Star Game as the West defeated the East, 117-112. Moore went on to be named the WNBA All-Star Game 2015 MVP.

OCTOBER 14

The Minnesota Lynx won their third title in the last six season, defeating Indiana 3-2 in the best-of-five series.

2016

OCTOBER 20

The Los Angeles Sparks capped another epic WNBA Finals — the second straight that came down to a winner-take-all Game 5 — with their first title in 14 years in October. They became the fourth WNBA franchise with at least three championships, joining the Houston Comets, Detroit Shock (now the Dallas Wings) and the team they defeated, the Minnesota Lynx.



ALL-TIME WNBA AWARD WINNERS

(Minnesota players/coaches listed in **blue**)

WNBA MVP AWARD

| | | |
|-------------|-------------------|-----------------------|
| 1997 | Cynthia Cooper | Houston Comets |
| 1998 | Cynthia Cooper | Houston Comets |
| 1999 | Yolanda Griffith | Sacramento Monarchs |
| 2000 | Sheryl Swoopes | Houston Comets |
| 2001 | Lisa Leslie | Los Angeles Sparks |
| 2002 | Sheryl Swoopes | Houston Comets |
| 2003 | Lauren Jackson | Seattle Storm |
| 2004 | Lisa Leslie | Los Angeles Sparks |
| 2005 | Sheryl Swoopes | Houston Comets |
| 2006 | Lisa Leslie | Los Angeles Sparks |
| 2007 | Lauren Jackson | Seattle Storm |
| 2008 | Candace Parker | Los Angeles Sparks |
| 2009 | Diana Taurasi | Phoenix Mercury |
| 2010 | Lauren Jackson | Seattle Storm |
| 2011 | Tamika Catchings | Indiana Fever |
| 2012 | Tina Charles | Connecticut Sun |
| 2013 | Candace Parker | Los Angeles Sparks |
| 2014 | Maya Moore | Minnesota Lynx |
| 2015 | Elena Delle Donne | Chicago Sky |
| 2016 | Nneka Ogumike | Los Angeles Sparks |

DEFENSIVE PLAYER OF THE YEAR

| | | |
|-------------|----------------------|-----------------------|
| 1997 | Teresa Weatherspoon | New York Liberty |
| 1998 | Teresa Weatherspoon | New York Liberty |
| 1999 | Yolanda Griffith | Sacramento Monarchs |
| 2000 | Sheryl Swoopes | Houston Comets |
| 2001 | Debbie Black | Miami Sol |
| 2002 | Sheryl Swoopes | Houston Comets |
| 2003 | Sheryl Swoopes | Houston Comets |
| 2004 | Lisa Leslie | Los Angeles Sparks |
| 2005 | Tamika Catchings | Indiana Fever |
| 2006 | Tamika Catchings | Indiana Fever |
| 2007 | Lauren Jackson | Seattle Storm |
| 2008 | Lisa Leslie | Los Angeles Sparks |
| 2009 | Tamika Catchings | Indiana Fever |
| 2010 | Tamika Catchings | Indiana Fever |
| 2011 | Sylvia Fowles | Chicago Sky |
| 2012 | Tamika Catchings | Indiana Fever |
| 2013 | Sylvia Fowles | Chicago Sky |
| 2014 | Brittney Griner | Phoenix Mercury |
| 2015 | Brittney Griner | Phoenix Mercury |
| 2016 | Sylvia Fowles | Minnesota Lynx |

WNBA ROOKIE OF THE YEAR

| | | |
|-------------|-------------------------|-----------------------|
| 1998 | Tracy Reid | Charlotte Sting |
| 1999 | Chamique Holdscaw | Washington Mystics |
| 2000 | Betty Lennox | Minnesota Lynx |
| 2001 | Jackie Stiles | Portland Fire |
| 2002 | Tamicka Catchings | Indiana Fever |
| 2003 | Cheryl Ford | Detroit Shock |
| 2004 | Diana Taurasi | Phoenix Mercury |
| 2005 | Temeka Johnson | Washington Mystics |
| 2006 | Seimone Augustus | Minnesota Lynx |

| | | |
|-------------|-------------------|-----------------------|
| 2007 | Armintie Price | Chicago Sky |
| 2008 | Candace Parker | Los Angeles Sparks |
| 2009 | Angel McCoughtry | Atlanta Dream |
| 2010 | Tina Charles | Connecticut Sun |
| 2011 | Maya Moore | Minnesota Lynx |
| 2012 | Nneka Ogumike | Los Angeles Sparks |
| 2013 | Elena Delle Donne | Chicago Sky |
| 2014 | Chiney Ogumike | Connecticut Sun |
| 2015 | Jewell Loyd | Seattle Storm |
| 2016 | Brenna Stewart | Seattle Storm |

WNBA MOST IMPROVED PLAYER

| | | |
|------|--------------------|---------------------|
| 2000 | Tari Phillips | New York Liberty |
| 2001 | Janeth Arcain | Houston Comets |
| 2002 | Coco Miller | Washington Mystics |
| 2003 | Michelle Snow | Houston Comets |
| 2004 | Wendy Palmer | Connecticut Sun |
| | Kelly Miller | Indiana Fever |
| 2005 | Nicole Powell | Sacramento Monarchs |
| 2006 | Erin Buescher | Sacramento Monarchs |
| 2007 | Janel McCarville | New York Liberty |
| 2008 | Ebony Hoffman | Indiana Fever |
| 2009 | Crystal Langhorne | Washington Mystics |
| 2010 | Leilani Mitchell | New York Liberty |
| 2011 | Kia Vaughn | New York Liberty |
| 2012 | Kristi Toliver | Los Angeles Sparks |
| 2013 | Shavonte Zellous | Indiana Fever |
| 2014 | Skylar Diggins | Tulsa Shock |
| 2015 | Kelsey Bone | Connecticut Sun |
| 2016 | Elizabeth Williams | Atlanta Dream |

WNBA COACH OF THE YEAR

| | | |
|-------------|------------------------------|--------------------------|
| 1997 | Van Chancellor | Houston Comets |
| 1998 | Van Chancellor | Houston Comets |
| 1999 | Van Chancellor | Houston Comets |
| 2000 | Michael Cooper | Los Angeles Sparks |
| 2001 | Dan Hughes | Cleveland Rockers |
| 2002 | Marianne Stanley | Washington Mystics |
| 2003 | Bill Laimbeer | Detroit Shock |
| 2004 | Suzie McConnell Serio | Minnesota Lynx |
| 2005 | John Whisenant | Sacramento Monarchs |
| 2006 | Mike Thibault | Connecticut Sun |
| 2007 | Dan Hughes | San Antonio Silver Stars |
| 2008 | Mike Thibault | Connecticut Sun |
| 2009 | Marynell Meadors | Atlanta Dream |
| 2010 | Brian Agler | Seattle Storm |
| 2011 | Cheryl Reeve | Minnesota Lynx |
| 2012 | Carol Ross | Los Angeles Sparks |
| 2013 | Mike Thibault | Washington Mystics |
| 2014 | Sandy Brondello | Phoenix Mercury |
| 2015 | Bill Laimbeer | New York Liberty |
| 2016 | Cheryl Reeve | Minnesota Lynx |

KIM PERROT SPORTSMANSHIP AWARD

| | | |
|-------------|-------------------------|--------------------------|
| 1997 | Haixia Zheng | Los Angeles Sparks |
| 1998 | Suzie McConnell Serio | Cleveland Rockers |
| 1999 | Dawn Staley | Charlotte Sting |
| 2000 | Suzie McConnell Serio | Cleveland Rockers |
| 2001 | Sue Wicks | New York Liberty |
| 2002 | Jennifer Gillom | Phoenix Mercury |
| 2003 | Edna Campbell | Sacramento Monarchs |
| 2004 | Teresa Edwards | Minnesota Lynx |
| 2005 | Taj McWilliams-Franklin | Connecticut Sun |
| 2006 | Dawn Staley | Houston Comets |
| 2007 | Tully Bevilacqua | Indiana Fever |
| 2008 | Vickie Johnson | San Antonio Silver Stars |
| 2009 | Kara Lawson | Sacramento Monarchs |
| 2010 | Tamika Catchings | Indiana Fever |
| 2011 | Sue Bird | Seattle Storm |
| | Ruth Riley | San Antonio Silver Stars |
| | Kara Lawson | Connecticut Sun |
| 2012 | Swin Cash | Chicago Sky |
| 2013 | Tamika Catchings | Indiana Fever |
| | Becky Hammon | San Antonio Stars |
| 2014 | DeLisha Milton-Jones | Atlanta Dream |
| 2015 | Tamika Catchings | Indiana Fever |
| 2016 | Tamika Catchings | Indiana Fever |

WNBA NEWCOMER OF THE YEAR

| | | |
|------|-----------------------|---------------------|
| 1998 | Suzie McConnell Serio | Cleveland Rockers |
| 1999 | Yolanda Griffith | Sacramento Monarchs |

WNBA SIXTH WOMAN OF THE YEAR

| | | |
|-------------|------------------------|-----------------------|
| 2007 | Plenette Pierson | Detroit Shock |
| 2008 | Candice Wiggins | Minnesota Lynx |
| 2009 | DeWanna Bonner | Phoenix Mercury |
| 2010 | DeWanna Bonner | Phoenix Mercury |
| 2011 | DeWanna Bonner | Phoenix Mercury |
| 2012 | Renee Montgomery | Connecticut Sun |
| 2013 | Riquna Williams | Tulsa Shock |
| 2014 | Allie Quigley | Chicago Sky |
| 2015 | Allie Quigley | Chicago Sky |
| 2016 | Jantel Lavender | Los Angeles Sparks |



AII-TIME WNBA FIRST TEAMS

(Minnesota players listed in blue)

1998

| | | |
|---|-----------------------|-------------------|
| F | Tina Thompson | Houston Comets |
| F | Sheryl Swoopes | Houston Comets |
| C | Jennifer Gillom | Phoenix Mercury |
| G | Suzie McConnell Serio | Cleveland Rockers |
| G | Cynthia Cooper | Houston Comets |

1999

| | | |
|---|------------------|---------------------|
| F | Sheryl Swoopes | Houston Comets |
| F | Natalie Williams | Utah Starzz |
| C | Yolanda Griffith | Sacramento Monarchs |
| G | Cynthia Cooper | Houston Comets |
| G | Ticha Penicheiro | Sacramento Monarchs |

2000

| | | |
|---|------------------|---------------------|
| F | Sheryl Swoopes | Houston Comets |
| F | Natalie Williams | Utah Starzz |
| C | Lisa Leslie | Los Angeles Sparks |
| G | Cynthia Cooper | Houston Comets |
| G | Ticha Penicheiro | Sacramento Monarchs |

2001

| | | |
|---|--------------------|-----------------------|
| F | Katie Smith | Minnesota Lynx |
| F | Natalie Williams | Utah Starzz |
| C | Lisa Leslie | Los Angeles Sparks |
| G | Janeth Arcain | Houston Comets |
| G | Merlakia Jones | Cleveland Rockers |

2002

| | | |
|---|-------------------|--------------------|
| F | Sheryl Swoopes | Houston Comets |
| F | Tamicka Catchings | Indiana Fever |
| C | Lisa Leslie | Los Angeles Sparks |
| G | Sue Bird | Seattle Storm |
| G | Mwadi Mabika | Los Angeles Sparks |

2003

| | | |
|---|--------------------|-----------------------|
| F | Lauren Jackson | Seattle Storm |
| F | Tamika Catchings | Indiana Fever |
| C | Lisa Leslie | Los Angeles Sparks |
| G | Sue Bird | Seattle Storm |
| G | Katie Smith | Minnesota Lynx |

2004

| | | |
|---|----------------|--------------------|
| F | Lauren Jackson | Seattle Storm |
| F | Tina Thompson | Houston Comets |
| C | Lisa Leslie | Los Angeles Sparks |
| G | Sue Bird | Seattle Storm |
| G | Diana Taurasi | Phoenix Mercury |

2005

| | | |
|---|------------------|---------------------|
| F | Lauren Jackson | Seattle Storm |
| F | Sheryl Swoopes | Houston Comets |
| C | Yolanda Griffith | Sacramento Monarchs |
| G | Sue Bird | Seattle Storm |
| G | Deanna Nolan | Detroit Shock |

2006

| | | |
|---|------------------|--------------------|
| F | Lauren Jackson | Seattle Storm |
| F | Tamika Catchings | Indiana Fever |
| C | Lisa Leslie | Los Angeles Sparks |
| G | Katie Douglas | Connecticut Sun |
| G | Diana Taurasi | Phoenix Mercury |

2007

| | | |
|---|----------------|--------------------------|
| F | Diana Taurasi | Phoenix Mercury |
| F | Penny Taylor | Phoenix Mercury |
| C | Lauren Jackson | Seattle Storm |
| G | Becky Hammon | San Antonio Silver Stars |
| G | Deanna Nolan | Detroit Shock |

2008

| | | |
|---|----------------|--------------------------|
| F | Candace Parker | Los Angeles Sparks |
| F | Sophia Young | San Antonio Silver Stars |
| C | Lisa Leslie | Los Angeles Sparks |
| G | Diana Taurasi | Phoenix Mercury |
| G | Lindsay Whalen | Connecticut Sun |

2009

| | | |
|---|------------------|--------------------------|
| F | Diana Taurasi | Phoenix Mercury |
| F | Tamika Catchings | Indiana Fever |
| C | Lauren Jackson | Seattle Storm |
| G | Becky Hammon | San Antonio Silver Stars |
| G | Cappie Pondexter | Phoenix Mercury |

2010

| | | |
|---|------------------|------------------|
| F | Lauren Jackson | Seattle Storm |
| F | Tamika Catchings | Indiana Fever |
| C | Sylvia Fowles | Chicago Sky |
| G | Cappie Pondexter | New York Liberty |
| G | Diana Taurasi | Phoenix Mercury |

2011

| | | |
|---|-----------------------|-----------------------|
| F | Tamika Catchings | Indiana Fever |
| F | Angel McCoughtry | Atlanta Dream |
| C | Tina Charles | Connecticut Sun |
| G | Diana Taurasi | Phoenix Mercury |
| G | Lindsay Whalen | Minnesota Lynx |

2012

| | | |
|---|-------------------------|-----------------------|
| F | Candace Parker | Los Angeles Sparks |
| F | Tamika Catchings | Indiana Fever |
| C | Tina Charles | Connecticut Sun |
| G | Cappie Pondexter | New York Liberty |
| G | Seimone Augustus | Minnesota Lynx |

2013

| | | |
|---|-----------------------|-----------------------|
| F | Maya Moore | Minnesota Lynx |
| F | Candace Parker | Los Angeles Sparks |
| C | Sylvia Fowles | Chicago Sky |
| G | Diana Taurasi | Phoenix Mercury |
| G | Lindsay Whalen | Minnesota Lynx |

2014

| | | |
|---|-------------------|-----------------------|
| F | Maya Moore | Minnesota Lynx |
| F | Candace Parker | Los Angeles Sparks |
| C | Brittney Griner | Phoenix Mercury |
| G | Diana Taurasi | Phoenix Mercury |
| G | Skylar Diggins | Tulsa Shock |

2015

| | | |
|---|-------------------|-----------------------|
| F | Elena Delle Donne | Chicago Sky |
| F | Maya Moore | Minnesota Lynx |
| C | Tina Charles | New York Liberty |
| G | DeWanna Bonner | Phoenix Mercury |
| G | Angel McCoughtry | Atlanta Dream |

2016

| | | |
|---|-------------------|-----------------------|
| F | Nneka Ogwumike | Los Angeles Sparks |
| C | Tina Charles | New York Liberty |
| G | Maya Moore | Minnesota Lynx |
| F | Elena Delle Donne | Chicago Sky |
| G | Sue Bird | Seattle Storm |



AII-TIME WNBA SECOND TEAMS

(Minnesota players listed in blue)

1998

| | | |
|---|---------------------|--------------------|
| F | Eva Nemcova | Cleveland Rockers |
| F | Cindy Brown | Detroit Shock |
| C | Lisa Leslie | Los Angeles Sparks |
| G | Teresa Weatherspoon | New York Liberty |
| G | Andrea Stinson | Charlotte Sting |

1999

| | | |
|---|---------------------|--------------------|
| F | Chamique Holdsclaw | Washington Mystics |
| F | Tina Thompson | Houston Comets |
| C | Lisa Leslie | Los Angeles Sparks |
| G | Teresa Weatherspoon | New York Liberty |
| G | Shannon Johnson | Orlando Miracle |

2000

| | | |
|---|---------------------|-----------------------|
| F | Katie Smith | Minnesota Lynx |
| F | Tina Thompson | Houston Comets |
| C | Yolanda Griffith | Sacramento Monarchs |
| G | Teresa Weatherspoon | New York Liberty |
| G | Shannon Johnson | Orlando Miracle |
| G | Betty Lennox | Minnesota Lynx |

2001

| | | |
|---|--------------------|---------------------|
| F | Tina Thompson | Houston Comets |
| F | Chamique Holdsclaw | Washington Mystics |
| C | Yolanda Griffith | Sacramento Monarchs |
| G | Ticha Penicheiro | Sacramento Monarchs |
| G | Tamecka Dixon | Los Angeles Sparks |

2002

| | | |
|---|--------------------|-----------------------|
| F | Tina Thompson | Houston Comets |
| F | Chamique Holdsclaw | Washington Mystics |
| C | Tari Phillips | New York Liberty |
| G | Shannon Johnson | Orlando Miracle |
| G | Katie Smith | Minnesota Lynx |

2003

| | | |
|---|----------------|--------------------|
| F | Sheryl Swoopes | Houston Comets |
| F | Swin Cash | Detroit Shock |
| C | Cheryl Ford | Detroit Shock |
| G | Nikki Teasley | Los Angeles Sparks |
| G | Deanna Nolan | Detroit Shock |

2004

| | | |
|---|------------------|---------------------|
| F | Tamika Catchings | Indiana Fever |
| F | Swin Cash | Detroit Shock |
| C | Yolanda Griffith | Sacramento Monarchs |
| G | Nikki Teasley | Los Angeles Sparks |
| G | Nykesha Sales | Connecticut Sun |

2005

| | | |
|---|-------------------------|--------------------|
| F | Tamika Catchings | Indiana Fever |
| F | Taj McWilliams-Franklin | Connecticut Sun |
| C | Lisa Leslie | Los Angeles Sparks |
| G | Becky Hammon | New York Liberty |
| G | Diana Taurasi | Phoenix Mercury |

2006

| | | |
|---|-------------------------|-----------------------|
| F | Cheryl Ford | Detroit Shock |
| F | Sheryl Swoopes | Houston Comets |
| C | Taj McWilliams-Franklin | Connecticut Sun |
| G | Alana Beard | Washington Mystics |
| G | Seimone Augustus | Minnesota Lynx |

2007

| | | |
|---|-------------------------|--------------------------|
| F | Tamika Catchings | Indiana Fever |
| F | Sophia Young | San Antonio Silver Stars |
| C | Tina Thompson | Houston Comets |
| G | Katie Douglas | Connecticut Sun |
| G | Seimone Augustus | Minnesota Lynx |

2008

| | | |
|---|----------------|--------------------------|
| F | Asjha Jones | Connecticut Sun |
| F | Deanna Nolan | Detroit Shock |
| C | Lauren Jackson | Seattle Storm |
| G | Becky Hammon | San Antonio Silver Stars |
| G | Sue Bird | Seattle Storm |

2009

| | | |
|---|----------------|--------------------------|
| F | Candace Parker | Los Angeles Sparks |
| F | Sophia Young | San Antonio Silver Stars |
| C | Lisa Leslie | Los Angeles Sparks |
| G | Katie Douglas | Indiana Fever |
| G | Deanna Nolan | Detroit Shock |

2010

| | | |
|---|-------------------|--------------------|
| F | Crystal Langhorne | Washington Mystics |
| F | Angel McCoughtry | Atlanta Dream |
| C | Tina Charles | Connecticut Sun |
| G | Sue Bird | Seattle Storm |
| G | Katie Douglas | Indiana Fever |

2011

| | | |
|---|-------------------------|-----------------------|
| F | Penny Taylor | Phoenix Mercury |
| F | Seimone Augustus | Minnesota Lynx |
| C | Sylvia Fowles | Chicago Sky |
| G | Sue Bird | Seattle Storm |
| G | Cappie Pondexter | New York Liberty |
| F | Elena Delle Donne | Chicago Sky |
| C | Tina Charles | Connecticut Sun |
| G | Angel McCoughtry | Atlanta Dream |
| G | Seimone Augustus | Minnesota Lynx |

2012

| | | |
|---|-----------------------|--------------------------|
| F | Maya Moore | Minnesota Lynx |
| F | Sophia Young | San Antonio Silver Stars |
| C | Sylvia Fowles | Chicago Sky |
| G | Kristi Toliver | Los Angeles Sparks |
| G | Lindsay Whalen | Minnesota Lynx |

2013

| | | |
|---|-------------------------|-----------------------|
| F | Tamika Catchings | Indiana Fever |
| F | Elena Delle Donne | Chicago Sky |
| C | Tina Charles | Connecticut Sun |
| G | Angel McCoughtry | Atlanta Dream |
| G | Seimone Augustus | Minnesota Lynx |

2014

| | | |
|---|-------------------------|-----------------------|
| F | Angel McCoughtry | Atlanta Dream |
| F | Nneka Ogwumike | Los Angeles Sparks |
| C | Tina Charles | New York Liberty |
| G | Lindsay Whalen | Minnesota Lynx |
| G | Danielle Robinson | San Antonio Stars |
| G | Seimone Augustus | Minnesota Lynx |

2015

| | | |
|---|----------------------|--------------------|
| F | Candace Parker | Los Angeles Sparks |
| F | Tamika Catchings | Indiana Fever |
| C | Brittney Griner | Phoenix Mercury |
| G | Epiphanny Prince | New York Liberty |
| G | Courtney Vandersloot | Chicago Sky |

2016

| | | |
|---|----------------------|-----------------------|
| F | Angel McCoughtry | Atlanta Dream |
| F | Breanna Stewart | Seattle Storm |
| C | Sylvia Fowles | Minnesota Lynx |
| G | Diana Taurasi | Phoenix Mercury |
| G | Jewell Loyd | Seattle Storm |



AII-TIME WNBA LEADERS

(Minnesota players listed in blue)

POINTS

| | |
|-------------------------|------|
| 1. Tina Thompson | 7488 |
| 2. Tamika Catchings | 7380 |
| 3. Diana Taurasi | 7311 |
| 4. Katie Smith | 6452 |
| 5. Cappie Pondexter | 6312 |
| 6. Lisa Leslie | 6263 |
| 7. Lauren Jackson | 6007 |
| 8. Becky Hammon | 5841 |
| 9. DeLisha Milton-Jones | 5571 |
| 10. Katie Douglas | 5560 |

FIELD GOALS MADE

| | |
|-------------------------|------|
| 1. Tina Thompson | 2630 |
| 2. Tamika Catchings | 2385 |
| 3. Diana Taurasi | 2351 |
| 4. Lisa Leslie | 2332 |
| 5. Cappie Pondexter | 2255 |
| 6. Lauren Jackson | 2090 |
| 7. DeLisha Milton-Jones | 2083 |
| 8. Seimone Augustus | 2077 |
| 9. Candice Dupree | 2066 |
| 10. Tangelia Smith | 2059 |

FIELD GOAL % (400 or more FGM)

| | | |
|----------------------|------|-----------|
| 1. Sylvia Fowles | .579 | 1412/2437 |
| 2. Nneka Ogumike | .564 | 965/1711 |
| 3. Crystal Langhorne | .564 | 1500/2660 |
| 4. Brittney Griner | .563 | 683/1214 |
| 5. Erlana Larkins | .554 | 474/856 |
| 6. Tamika Raymond | .549 | 548/998 |
| 7. Ann Wauters | .536 | 859/1603 |
| 8. Erika de Souza | .531 | 1291/2433 |
| 9. Courtney Paris | .527 | 550/1043 |
| 10. Emma Meeseman | .525 | 600/1143 |

FREE THROWS MADE

| | |
|----------------------|------|
| 1. Tamika Catchings | 2004 |
| 2. Diana Taurasi | 1709 |
| 3. Tina Thompson | 1480 |
| 4. Lisa Leslie | 1477 |
| 5. Katie Smith | 1440 |
| 6. Swin Cash | 1397 |
| 7. Lauren Jackson | 1391 |
| 8. Cappie Pondexter | 1358 |
| 9. Lindsay Whalen | 1343 |
| 10. Angel McCoughtry | 1322 |

FREE THROW % (200 or more FTM)

| | | |
|----------------------|------|-----------|
| 1. Elena Delle Donne | .938 | 578/616 |
| 2. Eva Nemcova | .897 | 227/253 |
| 3. Jewell Lloyd | .897 | 235/262 |
| 4. Becky Hammon | .897 | 1182/1318 |
| 5. Kara Lawson | .890 | 573/644 |
| 6. Nicole Powell | .882 | 440/499 |
| 7. Danielle Robinson | .878 | 339/386 |
| 8. Kristi Toliver | .877 | 500/570 |
| 9. Cynthia Cooper | .871 | 758/870 |
| 10. Penny Taylor | .868 | 1082/1246 |

3-POINT FIELD GOALS

| | |
|---------------------|-----|
| 1. Katie Smith | 906 |
| 2. Diana Taurasi | 900 |
| 3. Becky Hammon | 829 |
| 4. Tina Thompson | 748 |
| 5. Sue Bird | 736 |
| 6. Katie Douglas | 726 |
| 7. Tamika Catchings | 606 |
| 8. Kara Lawson | 584 |
| 9. Nicole Powell | 580 |
| 10. Ivory Latta | 492 |

3-POINT FIELD GOAL % (100 or more attempts)

| | | |
|---------------------|------|----------|
| 1. Jennifer Azzi | .458 | 158/345 |
| 2. Laurie Koehn | .430 | 105/244 |
| 3. Sidney Spencer | .418 | 122/292 |
| 4. Jenna O'Hea | .411 | 132/321 |
| 5. Sandy Brondello | .410 | 114/278 |
| 6. Shanna Zolman | .408 | 199/488 |
| 7. Kristi Tolliver | .416 | 416/1026 |
| 8. Eva Nemcova | .402 | 131/326 |
| 9. Leliani Mitchell | .399 | 288/721 |
| 10. Elena Baranova | .391 | 224/573 |

REBOUNDS

| | |
|----------------------------|------|
| 1. Tamika Catchings | 3316 |
| 2. Lisa Leslie | 3307 |
| 3. Tina Thompson | 3070 |
| 4. Taj McWilliams-Franklin | 3013 |
| 5. Rebekkah Brunson | 2985 |
| 6. DeLisha Milton-Jones | 2574 |
| 7. Swin Cash | 2521 |
| 8. Michelle Snow | 2482 |
| 9. Lauren Jackson | 2447 |
| 10. Yolanda Griffith | 2444 |

ASSISTS

| | |
|-------------------------|------|
| 1. Ticha Penicheiro | 2599 |
| 2. Sue Bird | 2411 |
| 3. Lindsay Whalen | 2156 |
| 4. Becky Hammon | 1708 |
| 5. Diana Taurasi | 1576 |
| 6. Tamika Catchings | 1488 |
| 7. Shannon Johnson | 1424 |
| 8. Cappie Pondexter | 1400 |
| 9. Temeka Johnson | 1382 |
| 10. Teresa Weatherspoon | 1338 |

BLOCKED SHOTS

| | |
|----------------------------|-----|
| 1. Margo Dydek | 877 |
| 2. Lisa Leslie | 822 |
| 3. Lauren Jackson | 586 |
| 4. Tangelia Smith | 557 |
| 5. Tammy Sutton-Brown | 555 |
| 6. Ruth Riley | 505 |
| 7. Sylvia Fowles | 463 |
| 8. Taj McWilliams-Franklin | 443 |
| 9. Brittney Griner | 422 |
| 10. Candace Parker | 413 |

MINUTES

| | |
|----------------------------|-------|
| 1. Tina Thompson | 16089 |
| 2. Katie Smith | 15722 |
| 3. Sue Bird | 14449 |
| 4. DeLisha Milton-Jones | 14395 |
| 5. Tamika Catchings | 14383 |
| 6. Taj McWilliams-Franklin | 13546 |
| 7. Swin Cash | 13450 |
| 8. Ticha Penicheiro | 12794 |
| 9. Tangelia Smith | 12735 |
| 10. Katie Douglas | 12631 |

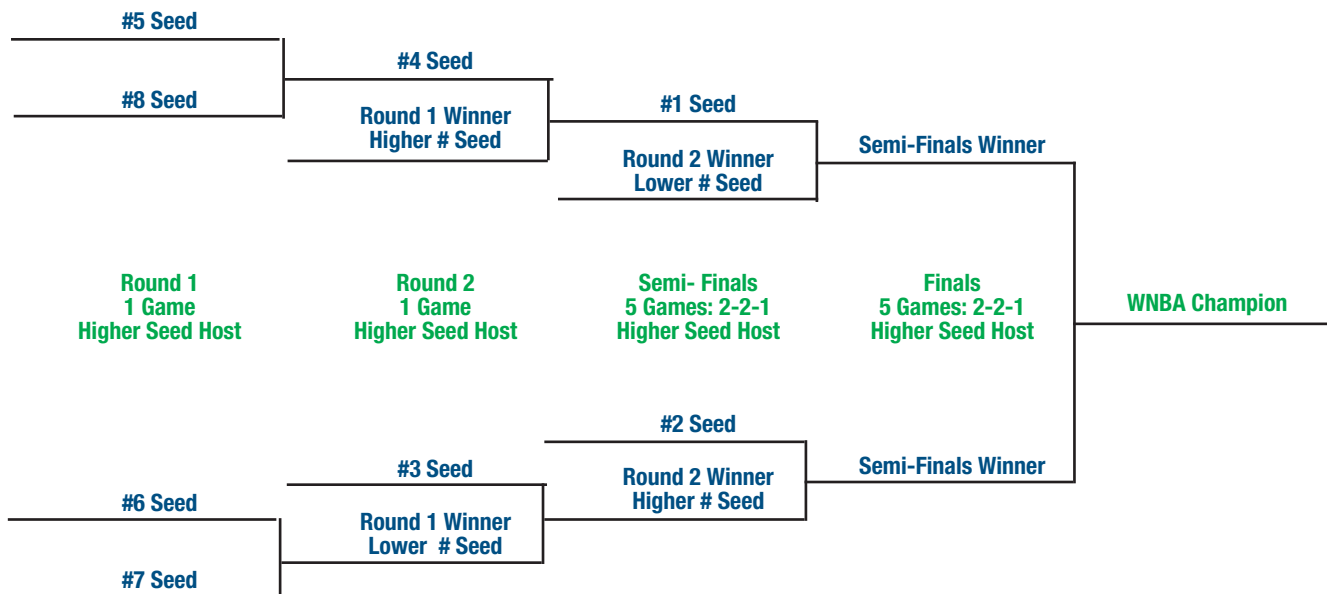
STEALS

| | |
|----------------------------|------|
| 1. Tamika Catchings | 1074 |
| 2. Ticha Penicheiro | 764 |
| 3. Sheryl Swoopes | 657 |
| 4. Katie Douglas | 623 |
| 5. DeLisha Milton-Jones | 619 |
| 6. Jia Perkins | 598 |
| 7. Alana Beard | 582 |
| 8. Sue Bird | 581 |
| 9. Taj McWilliams-Franklin | 580 |
| 10. Tully Bevilacqua | 573 |



PLAYOFF FORMAT

Following the end of the 2017 regular season, the eight teams with the highest winning percentages regardless of conference will qualify for the playoffs and be seeded based on their record. There will be four playoff rounds with the top two seeds receiving a bye to the semifinals (third round), and the third and fourth seeds receiving a bye in the second round. The first and second rounds are single elimination. In the first round, the No. 5 seed hosts the No. 8 seed and the No. 6 seed hosts the No. 7 seed. In the second round, the No. 3 seed hosts the lowest-seeded first-round winner and the No. 4 seed hosts the other first-round winner. The teams will be re-seeded after each postseason round. The semifinals feature a best-of-five format, with the No. 1 overall seed playing the lowest remaining seed and the No. 2 overall seed meeting the remaining team. The Nos. 1 and 2 seeds will host Games 1, 2 and 5, and the lower-seeded teams will host Games 3 and 4 in their respective series. The WNBA Finals is the best-of-five and will follow the same 2-2-1 format.





PLAYOFF HISTORY

(Minnesota listed in blue)

WNBA CHAMPIONS

| YEAR | WINNING TEAM | COACH | LOSING TEAM | COACH | SERIES |
|-------------|-----------------------|---------------------|--------------------------|---------------------|------------|
| 1997 | Houston Comets | Van Chancellor | New York Liberty | Nancy Darsch | 1-0 |
| 1998 | Houston Comets | Van Chancellor | Phoenix Mercury | Cheryl Miller | 2-1 |
| 1999 | Houston Comets | Van Chancellor | New York Liberty | Richie Adubato | 2-1 |
| 2000 | Houston Comets | Van Chancellor | New York Liberty | Richie Adubato | 2-0 |
| 2001 | Los Angeles Sparks | Michael Cooper | Charlotte Sting | Anne Donovan | 2-0 |
| 2002 | Los Angeles Sparks | Michael Cooper | New York Liberty | Richie Adubato | 2-0 |
| 2003 | Detroit Shock | Bill Laimbeer | Los Angeles Sparks | Michael Cooper | 2-1 |
| 2004 | Seattle Storm | Anne Donovan | Connecticut Sun | Mike Thibault | 2-1 |
| 2005 | Sacramento Monarchs | John Whisenant | Connecticut Sun | Mike Thibault | 3-1 |
| 2006 | Detroit Shock | Bill Laimbeer | Sacramento Monarchs | John Whisenant | 3-2 |
| 2007 | Phoenix Mercury | Paul Westhead | Detroit Shock | Bill Laimbeer | 3-2 |
| 2008 | Detroit Shock | Bill Laimbeer | San Antonio Silver Stars | Dan Hughes | 3-0 |
| 2009 | Phoenix Mercury | Cory Gaines | Indiana Fever | Lin Dunn | 3-2 |
| 2010 | Seattle Storm | Brian Agler | Atlanta Dream | Marynell Meadors | 3-0 |
| 2011 | Minnesota Lynx | Cheryl Reeve | Atlanta Dream | Marynell Meadors | 3-0 |
| 2012 | Indiana Fever | Lin Dunn | Minnesota Lynx | Cheryl Reeve | 1-3 |
| 2013 | Minnesota Lynx | Cheryl Reeve | Atlanta Dream | Fred Williams | 3-0 |
| 2014 | Phoenix Mercury | Sandy Brondello | Chicago Sky | Pokey Chatman | 3-0 |
| 2015 | Minnesota Lynx | Cheryl Reeve | Indiana Fever | Stephanie White | 3-2 |
| 2016 | Los Angeles Sparks | Brian Agler | Minnesota Lynx | Cheryl Reeve | 3-2 |

CONFERENCE WINNERS (REGULAR SEASON)

| YEAR | EAST | W-L | WEST | W-L |
|-------------|-------------|-------|------------------|--------------|
| 1997 | Houston | 18-10 | Phoenix | 16-12 |
| 1998 | Cleveland | 20-10 | Houston | 27-3 |
| 1999 | New York | 18-14 | Houston | 26-6 |
| 2000 | New York | 20-12 | Los Angeles | 28-4 |
| 2001 | Cleveland | 22-10 | Los Angeles | 28-4 |
| 2002 | New York | 18-14 | Los Angeles | 25-7 |
| 2003 | Detroit | 25-9 | Los Angeles | 24-10 |
| 2004 | Connecticut | 18-16 | Los Angeles | 25-9 |
| 2005 | Connecticut | 26-8 | Sacramento | 25-9 |
| 2006 | Connecticut | 26-8 | Los Angeles | 25-9 |
| 2007 | Detroit | 24-10 | Phoenix | 23-11 |
| 2008 | Detroit | 22-12 | San Antonio | 24-10 |
| 2009 | Indiana | 22-12 | Phoenix | 23-11 |
| 2010 | Washington | 22-12 | Seattle | 28-6 |
| 2011 | Indiana | 21-13 | Minnesota | 27-7 |
| 2012 | Connecticut | 25-9 | Minnesota | 27-7 |
| 2013 | Chicago | 24-10 | Minnesota | 26-8 |
| 2014 | Atlanta | 19-15 | Phoenix | 29-5 |
| 2015 | New York | 23-11 | Minnesota | 22-12 |
| 2016 | New York | 21-13 | Minnesota | 28-6 |



PLAYOFF HISTORY

(Minnesota listed in blue)

ALL-TIME REGULAR SEASON RECORDS (sorted by winning percentage)

| TEAM | W | L | PCT |
|-----------------------|------------|------------|-------------|
| Houston Comets | 241 | 149 | .618 |
| Los Angeles Sparks | 398 | 264 | .601 |
| Minnesota Lynx | 320 | 284 | .530 |
| Detroit Shock*** | 210 | 186 | .530 |
| Sacramento Monarchs | 224 | 200 | .528 |
| New York Liberty | 349 | 313 | .527 |
| Connecticut Sun | 318 | 286 | .526 |
| Indiana Fever | 301 | 271 | .526 |
| Phoenix Mercury | 340 | 322 | .514 |
| Seattle Storm | 288 | 284 | .503 |
| Miami Sol^ | 48 | 48 | .500 |
| Cleveland Rockers# | 108 | 112 | .491 |
| Atlanta Dream | 148 | 158 | .484 |
| Orlando Miracle* | 60 | 68 | .469 |
| Utah Starzz** | 87 | 99 | .468 |
| Chicago Sky | 167 | 207 | .447 |
| Charlotte Sting^^ | 143 | 179 | .444 |
| San Antonio Stars | 196 | 278 | .414 |
| Washington Mystics | 255 | 379 | .402 |
| Portland Fire## | 37 | 59 | .385 |
| Dallas Wings | 11 | 23 | .324 |
| Tulsa Shock^^^ | 59 | 145 | .289 |

| | | | |
|-----|---|-----|---------------------------------------|
| * | Orlando relocated to Connecticut on 1/28/03 | ## | Portland folded on 12/30/02 |
| ** | Utah relocated to San Antonio on 12/5/02 | ^ | Miami folded on 11/27/02 |
| *** | Detroit relocated to Tulsa on 10/20/09 | ^^ | Charlotte folded on 1/4/07 |
| # | Cleveland folded on 9/19/03 | ^^^ | Tulsa relocated to Dallas on 11/02/15 |



2017 WNBA DRAFT

(Minnesota listed in **bold**)

FIRST ROUND

| NO. | TEAM | PLAYER | POS. | COLLEGE/FROM |
|-----|------------------|--------------------------|----------|----------------|
| 1 | San Antonio | Kelsey Plum | G | Washington |
| 2 | Chicago | Alaina Coates | C | South Carolina |
| 3 | Dallas | Evelyn Akhator | F/C | Kentucky |
| 4 | Dallas | Allisha Gray | G | South Carolina |
| 5 | San Antonio | Nia Coffey | F | Northwestern |
| 6 | Washington | Shatori Walker-Kimbrough | G | Maryland |
| 7 | Atlanta | Brittney Sykes | G | Syracuse |
| 8 | Connecticut | Brionna Jones | C | Maryland |
| 9 | Chicago | Tori Jankoska | G | Michigan State |
| 10 | Dallas | Kaela Davis | G | South Carolina |
| 11 | Los Angeles | Sydney Wiese | G | Oregon State |
| 12 | Minnesota | Alexis Jones | G | Baylor |

SECOND ROUND

| NO. | TEAM | PLAYER | POS. | COLLEGE/FROM |
|-----|------------------|---------------------|----------|---------------|
| 13 | Connecticut | Shayla Cooper | F | Ohio State |
| 14 | New York | Lindsay Allen | G | Notre Dame |
| 15 | Seattle | Alexis Peterson | G | Syracuse |
| 16 | Connecticut | Leticia Romero | G | Florida State |
| 17 | Indiana | Erica McCall | F | Stanford |
| 18 | Washington | Jennie Simms | G | Old Dominion |
| 19 | Atlanta | Jordan Reynolds | G | Tennessee |
| 20 | Indiana | Feyonda Fitzgerald | G | Temple |
| 21 | Chicago | Chantel Osahor | F/C | Washington |
| 22 | Indiana | Ronni Williams | F | Florida |
| 23 | Dallas | Breanna Lewis | C | Kansas State |
| 24 | Minnesota | Lisa Berkani | G | France |

THIRD ROUND

| NO. | TEAM | PLAYER | POS. | COLLEGE/FROM |
|-----|------------------|----------------------|----------|---------------------|
| 25 | San Antonio | Schaquilla Nunn | F | Tennessee |
| 26 | Dallas | Saniya Chong | G | Connecticut |
| 27 | Washington | Mehryn Kraker | F | Wisconsin Green-Bay |
| 28 | Connecticut | Jessica January | G | DePaul |
| 29 | Phoenix | Alexis Prince | G | Baylor |
| 30 | Seattle | Lanay Montgomery | C | West Virginia |
| 31 | Atlanta | Oderah Chidom | F | Duke |
| 32 | Indiana | Adrienne Motley | G | Miami (Fl.) |
| 33 | Chicago | Makayla Epps | G | Kentucky |
| 34 | New York | Kai James | C | Florida State |
| 35 | Los Angeles | Saicha Grant-Allen | C | Dayton |
| 36 | Minnesota | Tahlia Tupaea | G | Australia |



WNBA COMMUNITY RELATIONS



WNBA CARES

Through WNBA Cares, the WNBA is deeply committed to creating programs that improve the quality of life for all people with a special emphasis on programs that promote a healthy lifestyle and positive body image, increase breast and women's health awareness, support youth and family development, and focus on education.

WNBA Cares goal alignment focuses on Philanthropy, Service, Legacy and Inspiring Women. Since WNBA Cares launched, the league, players and teams have:

PHILANTHROPY:

More than \$11.5 million donated to charity, more than \$3.5 million raised in the fight against breast cancer.

SERVICE:

More than 565,000 hours of hands-on service.

LEGACY:

More than 45 places where kids and families can live, learn or play.

INSPIRATION:

27 current and former WNBA coaches and players have traveled to 27 countries across five continents throughout the world as sport ambassadors inspiring youth and promoting health and wellness through basketball.

WNBA CARES WEEK

To promote the tip off of the season, the league and teams will partner with community and marketing partners to host community and fan engagement events that highlight our commitment to the community. WNBA Cares Week will take place from May 29 - June 4.



WNBA FIT

The WNBA FIT platform is the league's comprehensive health and wellness program that encourages physical activity and healthy living for children and families through grassroots programs and events, and products related to health, fitness, nutrition and self-esteem. In cooperation with well-established health and wellness organizations, WNBA FIT informs, educates and engages children and families in healthy living practices.



BREAST HEALTH AWARENESS

The WNBA Breast Health Awareness program focuses on generating awareness and educating women about breast cancer in addition to raising funds for the initiative. This season WNBA Breast Health Awareness Week will take place from August 4-9.



WNBA INSPIRING WOMEN

The Inspiring Woman platform celebrates women who demonstrate their ability to inspire others through their commitment, passion and dedication to work, family and community.



WNBA GREEN

The WNBA is committed to a long-term environmental plan through the implementation of sustainable business practices and procedures that decrease the league's carbon footprint and contribute to a clean, healthy environment. The WNBA Greening Initiative is an innovative program designed to reduce the environmental impact of the league's operations and events.



ROAR

COMMUNITY



IN THE COMMUNITY



MINNESOTA LYNX FOUNDATION

The Minnesota Lynx Foundation supports breast cancer research and support programs in the in the state of Minnesota.



FASTBREAK FOUNDATION

The Minnesota Lynx FastBreak Foundation provides and supports hands-on programs that positively impact Minnesota youth. Through giving, education and basketball opportunities, the Foundation enables young people to make responsible decisions, contribute to their futures and experience lifelong memories.



LYNX FOR A CURE

The Lynx will host the 2nd annual Lynx for a Cure on Sunday, August 13th to benefit the Minnesota Lynx Foundation, as part of the WNBA's Breast Health Awareness program. This event affords fans the opportunity to enjoy local fare from top Twin Cities restaurants and see first-hand on their support benefits breast cancer research.





IN THE COMMUNITY



As part of the WNBA's FIT platform, the Minnesota Lynx players and coaches host clinics to encourage children and their families to stay active and healthy.



HOMEGROWN HERO



During each home game, the Minnesota Lynx along with Disabled American Veterans of Minnesota honor a local female veteran. Every honoree is recognized for their service with an on-court presentation and a team signed basketball.



The Minnesota Lynx signed five new honorary members to their roster during training camp. Each new member is paired with a Lynx player as a mentor throughout the season. In addition to signing an honorary contract, the new members of the Lynx team will have one-on-one time with their mentor, take part in practice, be honored with an on-court presentation and attend events during the season.





IN THE COMMUNITY



As part of the WNBA's Inspiring Women platform, presented by Land O'Lakes, the Minnesota Lynx celebrate women throughout Minnesota who inspire, motivate and encourage others through their personal and professional leadership. During the 2017 season, the Lynx will honor one woman each month with an on-court presentation and team signed basketball.



The Minnesota Timberwolves and Lynx FastBreak Foundations, along with the Roger and Nancy McCabe Foundation, are proud to foster education and the love for reading with Minnesota youth through our Read to Achieve program. The Foundations have created a Timberwolves and Lynx Book Mobile, a traveling library, to continue to spread the love of reading.



Each season, the Minnesota Lynx FastBreak Foundation works with players, coaches, owners and Fox Sports North to purchase tickets for children who might not otherwise have the opportunity to experience a Lynx game in person. The Foundation works with over 300 organizations across the state of Minnesota to bring over 35,000 children and their families to a Lynx game.

