

WNBA-Record 12 Consecutive Playoff Appearances



WATCH US  
WORK



FeverBasketball.com  
@IndianaFever



2017 MEDIA GUIDE



# FUN YOU LIKE WHERE YOU LIVE!



You can be a spectator or a participant with IndyStar's Things to Do app. We bring you the best local sports, outdoor fun and great family fun Indy has to offer. It's the fun you want, where you live.

**Download** the IndyStar Things to Do app today!

**INDYSTAR**  
PART OF THE USA TODAY NETWORK



# TABLE OF CONTENTS

<b>INTRODUCTION [WHITE] ..... 1-8</b>	<b>2016 YEAR IN REVIEW [YELLOW] .....51-58</b>	<b>FRANCHISE HISTORY [BLUE].....89-124</b>
Quick Facts ..... 1	Record Breakdown ..... 52	Great Dates In Franchise History .....90-98
2017 Indiana Fever Schedule & Roster .....2-3	Day-by-Day Results ..... 53	Draft History .....99
Bankers Life Fieldhouse .....4-5	Final Statistics ..... 54	Annual Statistics & Results (2000-2015)...100-107
Welcome to Indianapolis..... 6	Season Highs ..... 55	All-Time Roster .....108-122
Finish Line Jersey Partnership ..... 7	Team & Individual Superlatives ..... 56	Honor Roll.....123-124
Media Information ..... 8	Top Performances & Tendencies ..... 57	
	Fever & Opponents Team Statistics.....58	
<b>FEVER FRONT OFFICE [GOLD].....9-22</b>	<b>REGULAR SEASON RECORDS [WHITE] .....59-74</b>	<b>THE WNBA [YELLOW] ..... 125-140</b>
PS&E Staff Directory .....10-11	Annual Team Statistics and Coaching Records ..60	Atlanta Dream .....126
PS&E Owner and Chief Executives.....12-13	Attendance and Annual Statistical Leaders ..... 61	Chicago Sky.....127
President & General Manager Kelly Krauskopf.. 14	Fever vs. WNBA: All-Time Series & Venues ..62-63	Connecticut Sun .....128
PS&E Senior Management & VPs ..... 15	Fever Team Records.....64-65	Dallas Wings .....129
Fever Basketball Corporation .....16-17	Fever Individual Records .....66-67	Los Angeles Sparks .....130
Game Entertainment – Freddy Fever & Inferno 18	Fever Double-Double Performances ..... 70	Minnesota Lynx .....131
Fever Broadcasters ..... 18	Miscellaneous Individual Records ..... 68	New York Liberty .....132
Fever In The Community .....19-21	Fever Rookie Records ..... 69	Phoenix Mercury .....133
Pacers Foundation, Inc. ....22	Fever Top Scoring Performances ..... 70	San Antonio Stars .....134
	Fever Double-Double Performances ..... 71	Seattle Storm.....135
<b>MEET THE FEVER [BLUE] .....23-50</b>	Opponent Team Records ..... 72	Washington Mystics .....136
Head Coach Pokey Chatman.....24-25	Opponent Individual Records ..... 73	2016 WNBA Recap.....137-139
Coaching Staff.....26-27	Opponent Top Scoring Performances.....73	WNBA Playoff Format.....140
Natalie Achonwa .....28-29	Opponent Double-Double Performances.....74	WNBA Court Diagram .....141
Marissa Coleman.....30-31		
Nadia Colhado .....32	<b>PLAYOFF HISTORY AND RECORDS [GOLD] ..75-88</b>	
Candice Dupree .....33-35	Playoffs Summary, Annual Team Statistics	
Jazmon Gwathmey ..... 36	and Coaching Records ..... 76	
Briann January.....37-38	Seeding and Playoffs Attendance Records.....77	
Shenise Johnson .....39-40	All-Time Playoff Results .....78-79	
Erlana Larkins .....41-42	Fever Team Playoff Records.....80-81	
Erica McCall .....43	Fever Individual Playoff Records.....82-85	
Tiffany Mitchell.....44-45	Fever Top Scorers & Double-Doubles ..... 86	
Jeanette Pohlen-Mavunga.....46-47	Opponent Top Scorers & Double-Doubles.....87	
Erica Wheeler .....48-49	Opponent Single-Game Playoff Records.....88	



**[WHITE] [GOLD] [BLUE] [YELLOW]**  
**SECTION COLOR CORRESPONDS WITH PAPER**  
**COLOR IN PRINTED BOOKS.**

All WNBA and team insignia depicted in this publication are the property of WNBA Enterprises, LLC., and the respective teams and may not be reproduced for commercial purposes without the prior written consent of WNBA Enterprises, LLC. The information contained in this publication was compiled by the Indiana Fever and is provided as a courtesy to our fans and the press and may be used only for personal or editorial purposes. Any commercial use of this information is prohibited without the prior written consent of the Indiana Fever.

**WRITTEN AND EDITED BY:** David Benner, Ben Boynton, Wes Kaminski, Kevin Messenger **PHOTO CREDITS:** Frank McGrath and Jessica Hoffman, Pacers Sports & Entertainment; Ron Hoskins, NBAE/Getty Images; Visit Indy **COVER DESIGN BY:** Benchwarmers Marketing

## FRANCHISE QUICK FACTS

### ADDRESS

125 S. Pennsylvania Street  
 Indianapolis, Ind. 46204  
 Tel: (317) 917-2500  
 Fax: (317) 917-2799



### FAN INFORMATION

Ticket Information ..... (317) 917-2500  
 Single-Game Ticket Information..... (877) WNBA TIX  
 Website ..... FeverBasketball.com  
 Facebook..... Facebook.com/IndianaFever  
 Twitter, Instagram, Snapchat..... @IndianaFever

### QUICK FACTS

Conference..... Eastern  
 Arena..... Bankers Life Fieldhouse (9,210 WNBA | 18,165 NBA)  
 Colors ..... Blue (PMS 282), Red (PMS 186), Gold (PMS 123)  
 TV ..... FOX Sports Indiana, WISH-TV and MyIndyTV-23  
 Broadcasters ..... Chris Denari and Debbie Antonelli (FOX Sports Indiana)  
 ..... Pat Boylan and Tamika Catchings (WISH-TV/MyIndyTV-23)

### TEAM HISTORY

Franchise Evolution ..... Indiana Fever, 2000 to present  
 Franchise Record ..... 301-271 (.526)  
 Franchise Playoffs Record (through 2016) ..... 35-33 (.515)  
 WNBA Titles ..... 1 (2012)  
 2016 Record .....17-17  
 2016 Playoffs..... WNBA First Round  
 ..... lost to Phoenix

### 2016 RECAP

Record .....17-17  
 vs. Eastern Conference.....8-8  
 Home .....8-9  
 Road .....9-8  
 Finish..... T-5th in WNBA; No. 5 seed in playoffs

**2017 SCHEDULE****REGULAR SEASON**

<b>MAY</b>			<b>OPPONENT</b>	<b>TIME (ET)</b>	<b>TV</b>	<b>LIVE STREAMING OPTIONS</b>
Sun.	14	at	Seattle	7:00 PM		WNBA League Pass
Wed.	17	at	Phoenix	10:00 PM		Twitter, WNBA League Pass
Sat.	20		Connecticut	7:00 PM	FOX Sports Indiana	WNBA League Pass, FOX Sports GO
Wed.	24		Los Angeles	7:00 PM	MYINDYTV-23	WNBA League Pass
Sun.	28	at	Seattle	7:00 PM		WNBA League Pass
Tue.	30	at	Dallas	8:00 PM		WNBA League Pass
<b>JUNE</b>						
Sat.	3		Dallas	7:00 PM	FOX Sports Indiana	WNBA League Pass, FOX Sports GO
Wed.	7		Phoenix	7:00 PM		WNBA League Pass
Fri.	9		Seattle	7:00 PM	FOX Sports Indiana	WNBA League Pass, FOX Sports GO
Sun.	11	at	Washington	3:00 PM		WNBA League Pass
Thu.	15		Atlanta	7:00 PM	FOX Sports Indiana	WNBA League Pass, FOX Sports GO
Sun.	18	at	Chicago	6:00 PM		WNBA League Pass
Sat.	24		Los Angeles	7:00 PM	FOX Sports Indiana, NBATV	WNBA League Pass, FOX Sports GO
Wed.	28	at	Chicago	12:30 PM		Twitter, WNBA League Pass
<b>JULY</b>						
Sat.	1		Connecticut	4:00 PM	WISH-TV	WNBA League Pass
Fri.	7	at	Atlanta	7:30 PM	FOX Sports Indiana	WNBA League Pass, FOX Sports GO
Wed.	12		San Antonio	12:00 PM	MYINDYTV-23	WNBA League Pass
Fri.	14		Washington	7:00 PM	MYINDYTV-23	WNBA League Pass
Mon.	17	at	Los Angeles	10:30 PM		WNBA League Pass
Wed.	19	at	Phoenix	3:30 PM		Twitter, WNBA League Pass
Thu.	20	at	San Antonio	8:00 PM		Twitter, WNBA League Pass
Tue.	25	at	Dallas	8:00 PM		WNBA League Pass
Fri.	28		New York	7:00 PM	MYINDYTV-23	WNBA League Pass
Sun.	30	at	Connecticut	3:00 PM		Twitter, WNBA League Pass
<b>AUGUST</b>						
Fri.	4		Chicago	7:00 PM	MYINDYTV-23	WNBA League Pass
Sun.	6		Minnesota	6:00 PM	FOX Sports Indiana, NBATV	WNBA League Pass, FOX Sports GO
Tue.	8	at	New York	7:00 PM		WNBA League Pass
Sat.	12	at	Washington	7:30 PM	MYINDYTV-23	WNBA League Pass
Fri.	18	at	Minnesota	8:00 PM		WNBA League Pass
Sun.	20		Washington	5:00 PM	NBATV	WNBA League Pass
Wed.	23		New York	7:00 PM	MYINDYTV-23	WNBA League Pass
Sat.	26	at	Atlanta	6:00 PM		WNBA League Pass
Wed.	30		Minnesota	7:00 PM		Twitter, WNBA League Pass
<b>SEPTEMBER</b>						
Sat.	2		San Antonio	7:00 PM	FOX Sports Indiana, NBATV	WNBA League Pass, FOX Sports GO

All times are ET | Times are subject to change

For season or group ticket information, call (317) 917-2528.

- Select games are telecast on FOX Sports Indiana (regional TV) and WISH/WNDY (local TV). Additional games air nationally on NBATV (schedule TBD).
- A live streaming webcast is available for all games on WNBA League Pass or FOX Sports GO.
- WNBA League Pass webcasts during games televised on FOX Sports Indiana may not be available in local market areas due to blackout restrictions.

## 2017 INDIANA FEVER ROSTER

### ALPHABETICAL ROSTER

NO	PLAYER	POS	HT	WT	BIRTHDATE	SCHOOL 'YR	WNBA YRS	PRONUNCIATION
11	Natalie Achonwa	C	6-4	183	11/22/1992	Notre Dame '14	2	Natalie ACHONWA – uh-CHON-wuh
25	Marissa Coleman	G-F	6-1	160	01/04/1987	Maryland '09	8	
31	Nadia Colhado	C	6-4	196	02/25/1989	Brazil	2	Nadia COLHADO – coy-LAAH-doh
4	Candice Dupree	F	6-2	178	08/16/1984	Temple '06	11	
1	Jazmon Gwathmey	G	6-2	158	01/24/1993	James Madison '16	1	JAZMON GWATHMEY – JAZZ-mIn – GWATH-mee
20	Briann January	G	5-8	144	01/11/1987	Arizona State '09	8	BRIANN January – bree-ON
42	Shenise Johnson	G	5-11	172	12/08/1990	Miami '12	5	SHENISE Johnson – shuh-NIECE
2	Erlana Larkins	F	6-1	205	04/02/1986	North Carolina '08	7	ERLANA Larkins – er-LANE-uh
22	Erica McCall	F	6-2	184	08/21/1995	Stanford '17	R	
3	Tiffany Mitchell	G	5-9	152	09/23/1994	South Carolina '16	1	
32	Jeanette Pohlen-Mavunga	G	6-0	171	05/02/1989	Stanford '11	5	POHLEN-MAVUNGA – PO-lin – muh-VUNG-guh
17	Erica Wheeler	G	5-7	143	05/02/1991	Rutgers '13	2	

### NUMERICAL ROSTER

NO	PLAYER	POS	HT	WT	BIRTHDATE	SCHOOL 'YR	WNBA YRS	PRONUNCIATION
1	Jazmon Gwathmey	G	6-2	158	01/24/1993	James Madison '16	1	JAZMON GWATHMEY – JAZZ-mIn – GWATH-mee
2	Erlana Larkins	F	6-1	205	04/02/1986	North Carolina '08	7	ERLANA Larkins – er-LANE-uh
3	Tiffany Mitchell	G	5-9	152	09/23/1994	South Carolina '16	1	
4	Candice Dupree	F	6-2	178	08/16/1984	Temple '06	11	
11	Natalie Achonwa	C	6-4	183	11/22/1992	Notre Dame '14	2	Natalie ACHONWA – uh-CHON-wuh
17	Erica Wheeler	G	5-7	143	05/02/1991	Rutgers '13	2	
20	Briann January	G	5-8	144	01/11/1987	Arizona State '09	8	BRIANN January – bree-ON
22	Erica McCall	F	6-2	184	08/21/1995	Stanford '17	R	
25	Marissa Coleman	G-F	6-1	160	01/04/1987	Maryland '09	8	
31	Nadia Colhado	C	6-4	196	02/25/1989	Brazil	2	Nadia COLHADO – coy-LAAH-doh
32	Jeanette Pohlen-Mavunga	G	6-0	171	05/02/1989	Stanford '11	5	POHLEN-MAVUNGA – PO-lin – muh-VUNG-guh
42	Shenise Johnson	G	5-11	172	12/08/1990	Miami '12	5	SHENISE Johnson – shuh-NIECE

**HEAD COACH:** Pokey Chatman, LSU '91

**ASSISTANT COACH:** Steven Key, Boston U. '90

**ASSISTANT COACH:** Jessie Miller, Illinois-Chicago '10

**ATHLETIC TRAINER:** Todd Champlin, Daemen College '82

**STRENGTH & CONDITIONING COACH:** Chase Campbell, Ball State '15

**PLAYER DEVELOPMENT COACH:** Tully Bevilaqua, Australia

**VIDEO COORDINATOR:** Anthony Beaumont, Loyola-Chicago '14

**BASKETBALL & OPERATIONS COORDINATOR:** Megan Tsangaris, Xavier '15

## BANKERS LIFE FIELDHOUSE

With 750,000 square feet and 18,165 seats, this is a fairly new house that is, remarkably, in just its 15th year, an old home.

Bankers Life Fieldhouse, opened Nov. 6, 1999, when the Indiana Pacers hosted the Boston Celtics, is a step into the future while taking a walk back into history. It's big, yet comfortable. It has all the modern appliances, yet there's that favorite old picture on the wall. It is a building that is unique in today's sports society because the extra effort was made to make it that way. In other words, if you have a religion, you must build the appropriate cathedral.

In Indiana, basketball is religion. Bankers Life Fieldhouse is a cathedral. That's why the home of the Indiana Pacers and Indiana Fever is unique.

"We wanted this building to have a kind of special feeling to it, that when people came into it they felt part of the tradition that the building is for," said Donnie Walsh, then the Pacers Sports & Entertainment CEO & President who was instrumental in the Fieldhouse becoming a reality. "I think this is a pure basketball arena that reflects the game itself and the roots of the game."

Ground was broken on July 22, 1997 on the \$183 million multi-purpose facility and while there were blueprints, a scale model and dreams, it was hard for anyone at the time to fathom what would evolve. But what has risen 14 stories into the Indianapolis skyline is a fit perfect for the city, the state, the game of basketball at any level and the various events a facility of this type would host.

"There are so many features that make it one-of-a-kind," said Tom Proebstle, Project Designer for Ellerbe Beckett, the Fieldhouse design firm. "The most obvious feature is the two huge glass curtain walls facing east and west that mark the beginning of an incredible architectural promenade as you are approaching downtown on the highway and see the lit-up glass set against the Indianapolis skyline. No other arena in the world can claim this. I'm sure it will be copied many times over."

That's the view from the outside. Inside, the unique look and feel of Bankers Life Fieldhouse takes over. The Entry Pavilion is a vast gathering place that funnels fans to the Grand Staircase. As patrons make their way up the staircase, their view takes them to their first look at the seating bowl (another unique feature) or to large memorabilia cases on each side of the entrance to the Fieldhouse seating bowl.

From there, no matter which direction one takes, it's a nostalgic look. From the signage, to the concession stands, to the sponsor pavilions, to the bathrooms, to the one-of-a-kind TCU Practice Court, to the light fixtures, to the scoreboard, Bankers Life Fieldhouse is unique, distinct and, as Pacers' great Reggie Miller described, "Unbelievable. Absolutely unbelievable. Far beyond my expectations."

Bankers Life Fieldhouse has suites (62), club seats (2,400) and state-of-the-art amenities. But it has a look and feel unlike any other indoor facility.

This unique feel has brought many comparisons and compliments to Bankers Life Fieldhouse. The USA Today calls the Fieldhouse "A Cathedral to Basketball" and Amusement Business Magazine refers to Bankers Life Fieldhouse as "The Camden Yards of Basketball." NBC's Bob Costas said Bankers Life Field-



house "is winning raves all around the league, many think it's the best building in the NBA."

A 2006 survey by the Sports Business Journal ranked Bankers Life Fieldhouse as the No. 1 venue in the NBA. An informal ranking in the Orange County Register, in 2008, echoed the same rating.

In addition to hosting the Indiana Pacers and Fever, the Fieldhouse has hosted major boxing events and visits from Pavarotti, Bill Cosby, Bon Jovi, Bruce Springsteen, Elton John and Billy Joel, Bob Seger, George Strait & Reba McEntire, The Boston Pops, John Mellencamp, Paul McCartney, Tim McGraw & Faith Hill, The Dixie Chicks, NSync, AC/DC, Britney Spears, Carrie Underwood, Crosby Stills, Nash & Young, Kid Rock, U2, Hannah Montana, Disney On Ice and Dancing With The Stars. It has also played host

to the 2002 FIBA World Basketball Championships, the 2004 FINA World Short Course Swimming Championships and the United States Gymnastics Championships. In April 2011 and 2016, it played host to the NCAA Women's Final Four, and welcomed the NCAA men's regional basketball tournament in 2017. In 2012 the Fieldhouse provided a border to the east side of the Super Bowl Village for Super Bowl XLVI. It has been a nearly annual host of the Big Ten Conference men's and women's basketball tournaments, and a gathering point for the National FFA Convention – the nation's largest annual youth gathering.

Additionally, Bankers Life Fieldhouse has been cited for its compliance and exceeding of ADA (Americans with Disabilities Act) requirements.



*Bankers Life Fieldhouse was the host site of the 2011 and 2016 NCAA Women's Final Fours, crowning Texas A&M and Connecticut as national champions.*

# BANKERS LIFE FIELDHOUSE

## QUICK FACTS

- Ground breaking was on July 22, 1997.
- Approximately 300,000 cubic yards of dirt were removed from the construction site.
- The world’s largest crane was brought in to install tresses on top of building. The crane was so large it was disassembled before being brought into the structure and reassembled on the ground level once inside the structure.
- Was the first retro-styled facility in the NBA.
- Main Concourse width ranges from 24 to 60 feet.
- 62 luxury suites available for sale and two hospitality suites available for rent.
- Founders Level Suites are 16 rows from courtside seating.
- Approximately five trips around the Main Concourse equal a mile.
- Four main stairwells with approximately 1,014 steps.
- Assisted listening devices available for events as well as sign language interpreters
- Concierge on staff at all events on all levels to assist with guest needs
- Heating ducts under plazas melt ice during cold weather
- The ice that is used for hockey takes approximately eight hours to make. (Pipes under the floor are filled with a substance that freezes the floor to approximately 12-15 degrees.)



## ADDITIONAL FACTS AND FIGURES

Owner:	Capital Improvements Board, City of Indianapolis
Construction Managers:	Huber, Hunt & Nichols, Inc./Smoot in conjunction with J. Beard Management Associates
Architect:	Ellerbe Becket Architects & Engineers
Operator:	Pacers Sports & Entertainment
Cost:	\$183 million
Capacity:	18,165 (for basketball)
Acres:	6.2
Square Feet:	750,000
Cubic Feet of Volume:	10,000,000
Limestone:	1,800 pieces totaling 660 tons; 6,500 linear feet
Blocks:	550,000
Bricks:	600,000
Glass:	58,000 square feet, 782 panes
Cable:	38,000 miles
Lights:	8,917
Roof:	14 stories high (approximately 170') (2,600 tons of steel)
Workers to build:	1,200 (approximately 1,461,359 man-hours)
Concession stands:	54 (106 points of sale)
Restrooms:	71 (570 fixtures)
Drinking Fountains:	33
Elevators:	7
ATM Machines:	4
	Star Financial – Indiana University Health Entry Pavilion
	Star Financial – Main Concourse, Section 3
	Old National Bank – Main Concourse, Section 19
	Indiana Members Credit Union – Balcony Level, Section 211
First Aid offices:	3
Box Office windows:	18
Cat Walk:	approximately 148' from Event Level
Main Scoreboard:	Installed in 2012: Rectangular, center-hung design with two 50' by 21' and two 25' by 14' 1080p HD Mitsubishi Electric Diamond Vision 6mm LED video screens
Seat size:	20" on Lower/Balcony Levels; 21" on Krieg DeVault Club Level; 22 in Suites
Naming Rights Partner:	Bankers Life & Casualty Company
Sponsor Pavilions:	Indiana Union Construction Industry, Indianapolis Motor Speedway, Sun King, Maker's Mark
Level Partners:	2 (Krieg DeVault Club Level, Keybank Level [starting 7/1/17])
The basketball in Home Court:	18' across (each section is 18'x 9'x 6'); 3,860 lbs.; 820 man-hours to construct; 6,870 dimples (hand carved and painted by one man); makes one revolution per minute and rotates at a 22 degree incline; powered by a 1/4 HP motor; constructed out of steel and wrapped with fiberglass

## WELCOME TO INDIANAPOLIS

What's to love about Indianapolis?

Plenty.

Indianapolis is a natural destination for people who love sports. There are big-time professional and college sports, led by the NBA Indiana Pacers, the 2012 WNBA champion Indiana Fever and past NFL Super Bowl champion Indianapolis Colts. Don't forget about the world-famous Indianapolis Motor Speedway, home to the world's two largest single-day sporting events (the Indianapolis 500 and the Brickyard 400).

As a premier sports destination, Indy has played host to more than 400 national and international sporting events over the past 30 years, from the Super Bowl and NCAA Final Fours to U.S. Olympic Team Trials and of course the Indy 500.

Besides the Indianapolis Motor Speedway, the city boasts three of the finest sports venues in the world: Bankers Life Fieldhouse (home to the Pacers and Fever), Lucas Oil Stadium (home to the Colts) and Victory Field (home to the Triple-A Indianapolis Indians), not to mention historic Hinkle Fieldhouse on the campus of Butler University. Just a short walk from the NCAA offices and NCAA Hall of Champions are another pair of world-class venues downtown, on the campus of Indiana University-Purdue University Indianapolis (IUPUI). The IUPUI Natatorium has been a frequent host to U.S. Olympic Trials, and the Michael Carroll Track & Field Stadium hosts Indy Eleven Soccer games and frequent Olympic Trial events and the USA Outdoor Track & Field Championships.

Indy is home to six unique "cultural districts," each bustling with its own distinct flavor, flair and mix of pubs, restaurants, shops, arts and attractions. From Mass Ave to Fountain Square, these districts are connected by the recently completed "Cultural Trail." Flanked with \$26 million in public art, the 8-mile trail is an incredible way to explore the city.

Then there is the world-class urban park, White River State Park, with seven major attractions creating a border around it. Stroll from the Indianapolis Zoo to the Indiana State Museum to the NCAA Hall of Champions to the Eiteljorg Museum of American Indians and Western Art to the Medal of Honor Winners Memorial. In the summertime, you can also catch a concert performed by renowned recording artists at The Lawn or a baseball game at one of the best minor league ballparks in the country, Victory Field.

White River State Park also serves as the portal to the enchanting Central Canal, an ideal place to walk, jog or ride by bike or boat.

The park is just one of more than 50 major attractions located within Indy's deliberately designed downtown, loaded with dozens of hotels, more than 300 restaurants, shopping, cultural attractions and sports venues within walking distance. Even better, most are connected by the city's system of enclosed skywalks.



Just a short distance from downtown, the Children's Museum of Indianapolis, the world's largest, beckons to the young and young of heart. Nearby you'll find the Indianapolis Museum of Art, which houses one of the largest general collections in the United States.

Other major attractions include the delightful Conner Prairie, a living history museum that instantly transports visitors to 19th century Indiana and Traders Point Creamery, an organic farm producing all of the yogurt for Whole Foods nationwide.

But as much as there is to love about Indiana's capital city, it's only getting better.

The 63,000-seat Lucas Oil Stadium opened in August 2008. Featuring a retractable roof, this multi-function stadium is not just home to the Colts, but the 2010 and 2015 NCAA Men's Final Fours, Big Ten Football Championship Games since 2011, the 2012 Super Bowl, music competitions, conventions, trade shows and concerts.

The new \$1 billion Weir Cook Terminal also has opened at Indianapolis International Airport. It is the first terminal to be constructed post-9/11 and features state-of-the-art security and convenience.

Recently completed is a complex of four hotel properties known as Marriott Place. The complex, adjacent to White River State Park and the Indiana Convention Center, includes 1,600 rooms and brings to 4,700 rooms (most in the country) connected to a convention center complex.

Whatever your pleasure – nightlife, museums, sports, music, arts, dining, shopping – you'll find it in Indy, all contained in a remarkable package of ease and convenience. That's why we #LoveIndy.

Head to [www.visitindy.com](http://www.visitindy.com) for more information, events, hotels, contests and deals.



## FINISH LINE



Just hours before Indiana hosted Game 3 of the WNBA Finals on Oct. 19, 2012, Pacers Sports & Entertainment and the Indiana Fever announced a marquee partnership with athletic retailer Finish Line that will feature the Finish Line logo on Fever team jerseys beginning in the 2013 season. The Finish Line brand will be integrated into Fever television broadcasts and team merchandise, team advertising and signage at Bankers Life Fieldhouse.

Where the Fever players are shown in uniform, Finish Line will be there too.

The multi-year agreement combines brand awareness with the Fever as well as activation of the Finish Line Ball Kids Program to be executed at all home games for the Fever and Indiana Pacers. Finish Line also will receive in-game advertising as part of the Pacers and Fever radio networks, and web links on FeverBasketball.com and BankersLifeFieldhouse.com.

A multi-year extension was agreed upon in 2015. By the end of its second term, beginning in 2016, the Fever-Finish Line relationship will become the longest-tenured jersey partnership in WNBA history.

"I am proud to partner with the Indiana Fever, one of the premiere women's professional sports teams in America," said Glenn Lyon, chairman and chief executive officer of Finish Line. "We are both teams that show dedication, commitment to our community and passion to be the best."

"Reaching agreement with Finish Line is one of the landmark moments in our franchise history," said Kelly Krauskopf, whose team won the 2012 WNBA championship just two days later. "Finish Line is a widely respected national brand in the athletic retail market. Partnering with such a reputable and prestigious company as Finish Line will enhance our own branding and visibility in the Indiana sports community and abroad."

Consumers in Central Indiana and all 12 WNBA markets will see the Finish Line logo during Fever radio and TV broadcasts as well as the Fever's Live Stream Webcast presented by Finish Line. Visitors to Bankers Life Fieldhouse will see the Finish Line logo aligned with the Fever on banners inside the building as well as on LED, courtside and scoreboard advertising during all Fever home games. A "Race to the Finish Line" scoreboard promotion also will take place during every Fever home game.

One of the most consistently competitive franchises in the WNBA, Indiana's jersey sponsorship became the sixth of its kind in the then-16-year league.

*[Pictured with Fever top executive Kelly Krauskopf are: Glenn Lyon, chairman and CEO of Finish Line; Herb Simon, owner and CEO of Pacers Sports & Entertainment, and Jim Morris, then president of Pacers Sports & Entertainment.]*

# MEDIA INFORMATION AND GUIDELINES

## INDIANA FEVER MEDIA RELATIONS CONTACT INFORMATION

Address.....	125 S. Pennsylvania Street, Indianapolis, Ind. 46204
Kevin Messenger, Fever Media Relations Director .....	(317) 917-2844/office; (317) 370-3437/cell; <a href="mailto:kmessenger@pacers.com">kmessenger@pacers.com</a>
Wes Kaminski, Pacers/Fever Media Relations Assistant.....	(317) 917-2853/office; (812) 631-2091/cell; <a href="mailto:wkaminski@pacers.com">wkaminski@pacers.com</a>
Pacers Sports & Entertainment .....	(317) 917-2500
Office FAX machine.....	(317) 917-2799
Press Room.....	(317) 917-2966

### CREREDENTIALS MUST BE VISIBLE AT ALL TIMES.

*All media with access to restricted areas will be required to produce a photo ID, and all bags and equipment will be subject to inspection.*

#### CREREDENTIALS

Seating at Bankers Life Fieldhouse's press tables is restricted to accredited working media representatives. Non-working media will be seated in reserved seat areas when seats are available.

Single-game credentials must be requested no later than noon the day before the game (Friday noon for Sunday games).

You may request credentials via email to the Fever's media relations director at [kmessenger@pacers.com](mailto:kmessenger@pacers.com).

Credentials are good for admittance to Bankers Life Fieldhouse, the Bill York Media Room and home and visiting locker rooms.

Pre-arranged credentials may be picked up before the game at the media entrance.

#### AUTOGRAPHS

**SEEKING AUTOGRAPHS OR SOUVENIR ITEMS FROM PLAYERS OR COACHES IS STRICTLY PROHIBITED AND SUBJECT TO FORFEITURE OF CREDENTIAL.**

#### MEDIA ENTRANCE

The media entrance is located at the southeast corner of Bankers Life Fieldhouse, on Delaware Street. Only media members who hold Indiana Fever or WNBA media credentials will be admitted through this entrance.

#### BILL YORK MEDIA ROOM

Located on the Event Level of Bankers Life Fieldhouse in the southeast corner, it is accessible by elevator or stairs near the Media Entrance.

The media room is limited to members of the media when valid Fever or WNBA media credentials are presented. It is impossible to accommodate family members, friends, guests or others.

The professional intent of the room is to provide a meeting and working place for the media and game personnel. Any abuse of the media room and/or media privileges will cause forfeiture of your credential.

#### SERVICES

Complete statistics, along with pregame notes, line-ups, information regarding injuries and other pertinent facts will be furnished by the Fever's Media Relations Department.

Play-by-play and halftime boxscores will be delivered directly to the press table. Complete final boxscores, play-by-play, postgame quotes and notes will be available following the game in the media room.

Complimentary wireless Internet access is available in the media room and the seating bowl.

#### PRESS ROW

Your cooperation is asked in maintaining a working atmosphere at press row. Smoking is prohibited in Bankers Life Fieldhouse.

#### LOCKER ROOMS

Both the Fever and visitors' locker rooms will be open to the media for 30 minutes, beginning 90 minutes before tipoff. For example, the locker rooms will be open from 5:30 p.m. to 6:00 p.m. for a 7:00 p.m. tip.

Both locker rooms will be open for 30 minutes following the game. Players will remain in uniform for the media availability period.

Cell phone use by media is prohibited inside team dressing rooms.

#### PHOTOGRAPHY GUIDELINES

Only those photographers on assignment will be allowed space on the floor and their photo credentials must be worn prominently at all times. Space permitting, other photographers may be allowed on the floor.

Credentials are good for admittance to Bankers Life Fieldhouse, Bill York Media Room and the designated photographer areas on The Fieldhouse floor. Only television photographers doing postgame interviews will have access to locker room areas.

Photographers are allowed only within the designated photographers' area at each end of the court. All spaces will be assigned by the Fever's Media Relations Department.

All photographers and camera operators must stay at least six feet behind the baseline at all times. Photographers must remain stationary and seated at all times, except during quarter breaks and halftime.

Photographers are not permitted on the court at any time during the game.

No food or drink is allowed on the playing floor.

Photographers cannot photograph from public walkways or vomitories.

#### PHOTOGRAPHER'S EQUIPMENT

Photographers located on the baseline or sideline will be permitted only one standard size "Domke" bag, which must be placed behind the photographer during the game. Equipment not needed during the game must be stored off the court. One additional camera can be stored either beside or directly behind the photographer.

Each photographer will be permitted one monopod - NO TRIPODS - at courtside. No stand-alone remotes or seats other than "lawn-type" photographer seats will be permitted.

#### RUBBER LENS SHADES

In order to reduce the risk of injury to players, rubber lens shades are required for all still photographers, broadcasters, news and entertainment video and film crews who are authorized to shoot WNBA game action.

Any additional light sources or sun guns must either be removed or covered with bubble wrap.

As a courtesy, rubber lens covers are available by contacting the Fever Media Relations Department.

The only exception to this policy will be for those photographers utilizing telephoto lenses (i.e. 300 and 400 mm lenses) when such lenses are used to shoot game action at the opposite end of the court. These lenses must be stored behind the photographer when the action is in the near side of the court.

#### PHOTOGRAPHY IN LOCKER ROOMS

No still photography is permitted in either team's locker room.

#### CLOTHING

All photographers must leave any outerwear (i.e. coats, hats, etc.) in the Bill York Media Room during game action.

#### TV NEWS CREWS

Credential requests must be received by noon the day of the game.

News crews are restricted to crowd interviews in the Entry Pavilion, Balcony and Main Concourse. Interviews are not allowed in the vomitories on any level of Bankers Life Fieldhouse. News crews are not allowed on the First Financial Bank Level or Krieg DeVault Club Level, unless accompanied by a member of the Fever's Media Relations Department. In order to enter a Suite, each news crew must have permission from the individual Suite Holder to enter their respective Suite. During game action, news crews must shoot crowd reaction from designated areas. No interviews will be allowed within the seating bowl once game action begins.

#### INTERNATIONAL MEDIA

All international media (affiliations distributed outside of the U.S.) requests are handled by the NBA International PR Department. Any international media member interested in covering an Indiana Fever regular season game must first submit a request in writing to the WNBA/NBA. Please do not contact the Fever individually.

All credential requests must be received at least three business days prior to the first games requested.

Photo identification will be required when picking up confirmed credentials at the Media Entrance.

Requests may be FAXED to the attention of:

NBA International

FAX: (212) 407-8044

Additional information on international media policies may be obtained by contacting the NBA International PR Department at (212) 407-8000.



# WATCH US WORK



# FRONT OFFICE

# PACERS SPORTS & ENTERTAINMENT

Pacers Sports & Entertainment (PS&E) is the corporate identity exemplified by the Indiana Pacers, Indiana Fever, Bankers Life Fieldhouse and the Pacers Foundation, Inc. Its team of inspired and dedicated employees promises to deliver quality entertainment and unparalleled service.

One Bankers Life Court  
125 S. Pennsylvania Street  
Indianapolis, Ind. 46204  
Main Business Number: (317) 917-2500

Pacers.com | FeverBasketball.com  
BankersLifeFieldhouse.com | PacersFoundation.org

# PACERS SPORTS & ENTERTAINMENT



## STAFF DIRECTORY

### EXECUTIVE

Owner, Chairman, CEO and NBA Governor ..... Herbert Simon  
Owner and Alternate NBA Governor ..... Stephen Simon  
Vice Chairman ..... Jim Morris  
President of Basketball Operations ..... Kevin Pritchard  
President/Chief Operating Officer ..... Rick Fuson  
Advisor to the President of Basketball Operations ..... Larry Bird  
Consultants/Basketball Operations ..... Donnie Walsh  
Administrative Assistants ..... Susy Fischer, Brenda Lawson, Carrie Tipton

### LEGAL COUNSEL

Senior Vice President/General Counsel ..... Frank Pulice  
Risk Manager ..... Paula Maxwell  
Associate Counsel ..... Catherine Corsaro  
Legal Assistant ..... Joy Smith

### PACERS BASKETBALL

Vice President of Basketball Operations ..... Peter Dinwiddie  
Head Coach ..... Nate McMillan  
Assistant Coaches ..... Bill Bayno, Dan Burke, Ronald "Popeye" Jones  
Player Development Coach ..... David McClure  
Advance Scout ..... Jimmy Powell  
Senior Director Medical Operations/Head Athletic Trainer ..... Josh Corbeil  
Director Scouting ..... Ryan Carr  
Director Basketball Operations ..... Sonya Clutinger  
Director Indiana Pacers Media Relations ..... David Benner  
Director Sports Performance/Assistant Athletic Trainer ..... Shawn Windle  
Director Basketball Information and Technology ..... Hansen Wong  
Director Team Security ..... Joe Smith  
Scouts ..... Conner Bird, Vance Catlin, Matt Doherty, Jose Galilea, Pat Knight  
..... Kevin Mackey, Aleksandar Pajovic, Curt Pickering, Brian Winters  
Manager Scouting Administration ..... Jason Buckner  
Manager Basketball Administration ..... Spencer Anderson  
Video Coordinator ..... Tim Dather  
Assistant Video Coordinators ..... Ben Eblen, Jared Bartling  
Basketball Analytics Coordinator ..... Ryan Renteria  
Associate Head Athletic Trainer/Physical Therapist ..... Carl Eaton  
Assistant Sports Performance Coach ..... Andy Martin  
Massage Therapist ..... Andrei Mikhailau  
Equipment Manager ..... Josh Conder  
Basketball Operations Coordinators ..... Chris Taylor, Aaron Weaver  
Team Physician/Team Orthopedist ..... Tim Hupfer, M.D.  
Team Internist ..... Steve Samuels, M.D.  
Team Cardiologist ..... King Yee, M.D.  
Team Performance Psychologist ..... Chris Carr, Ph.D.  
Team Dentist ..... Robin Thoman, DDS  
Team Ophthalmologist ..... John Abrams, M.D.  
Physical Therapist Consultant ..... Dan Dyrek

### PLAYER DEVELOPMENT

Vice President Player Development ..... Carl Daniels  
Director of Player Programs & Franchise Development ..... Tamika Catchings  
Director Player Development ..... Karen Atkeson  
Manager Player Development ..... Carl Nicks  
Coordinator Player Development ..... Michael Hornback

### FEVER BASKETBALL CORPORATION

President/General Manager ..... Kelly Krauskopf  
Chief Operating Officer ..... Julie Graue  
Head Coach ..... Pokey Chatman  
Assistant Coaches ..... Steven Key, Jessica Miller  
Player Development Coach ..... Tully Bevilacqua  
Director of Basketball Operations ..... Sheli Kuhl  
Director Media Relations ..... Kevin Messenger  
Director of Community/Player Relations ..... Roberta Courtright  
Director Fever Ticket Sales ..... Jeff Hughes  
Fever Sales & Service Consultants ..... Katie Burch, Christina Ferguson, Brittney Fisher,  
..... Kelby Lambe, Ashley Peavey, Nick Segar  
Fever Group Sales Consultant ..... Ryan Cramer  
Fever Consumer Sales Executives ..... Nino Barker, Cole Christian, Ashley Roberts  
Equipment Manager ..... Megan Tsangaris  
Athletic Trainer ..... Todd Champlin  
Strength and Conditioning Coach ..... Chase Campbell  
Team Physician ..... Patrick Kersey, MD  
Team Orthopedist ..... Stephen Kollias, M.D., Scott A. Lintner, M.D.

### FORT WAYNE MAD ANTS

President ..... Tim Bawmann  
Vice President ..... Buck Rogers  
General Manager ..... Brian Levy  
Head Coach ..... Steve Gansey  
Assistant Coaches ..... Al Grushkin, Jhared Simpson  
Assistant Coach/Video Coordinator ..... Tyler Marsh  
Director/Community & Media Relations ..... Vinessa Needham  
Director of Basketball Operations ..... Harrison Greenburg  
Athletic Trainer ..... Matt Campbell  
Physical Therapist/Assistant Athletic Trainer ..... Collin Brown  
Controller ..... Lacey Ault  
Business Development Managers ..... Allie Lane, Kevin Bloom  
Creative Services Manager ..... Logan Wiening  
Corporate Partnership Manager ..... Kevin Bloom  
Ticket Manager ..... Sean Porter  
Strength & Conditioning Coach ..... Jason Manikowski  
Account Executive ..... Quila Jackson

### FINANCE

Chief Financial Officer/Executive Vice President ..... Kevin Bower  
Vice President/Controller ..... Matt Albrecht  
Director Accounting ..... Kyle Heidelbergberger  
Senior Accountant ..... Ryan Yurko  
Senior Manager Accounts Payable ..... Theresa Walsh  
Financial Analyst ..... Brenda Thomas  
Travel Specialist ..... Tandra Brenner  
Finance Assistant ..... Rebecca Luth  
Accounting Manager ..... Ann Scott

### HUMAN RESOURCES

Senior Vice President Human Resources ..... Donna Wilkinson  
Senior Director Human Resources & Payroll ..... Angela Lee  
HR/Payroll Manager ..... Nancy Doyle  
Payroll Specialist ..... Michella Jameson

### MANAGEMENT INFORMATION SYSTEMS

Chief Technology Officer ..... Ed Frederici  
Vice President/Information Technology ..... Kevin Naylor  
Senior Information Technology Technician ..... Bob Cary  
Senior Architect ..... John Schwarten  
Principal Architect/Information Technology ..... James Richardson  
Helpdesk Manager ..... Jennifer Spray

# PACERS SPORTS & ENTERTAINMENT

## MARKETING

Sr. Vice President/Chief Sales & Marketing Officer ..... Todd Taylor  
 Associate Director Marketing Integration ..... Emily Cornforth

## CORPORATE/PUBLIC RELATIONS/COMMUNITY RELATIONS

Sr. Vice President/Corporate/Community & Public Relations ..... Bill Benner  
 Vice President/Communications ..... Quinn Buckner  
 Director Corporate Communications ..... Eddie White  
 Director/Community Relations ..... Kelli Towles  
 Associate Director/Camps & Clinics/Alumni Relations ..... Darnell Hillman  
 Community Relations Manager ..... Richard Smith  
 Senior Public Information Manager ..... Krissy Myers  
 Media Relations Assistant ..... Wes Kaminski  
 Team Photographers ..... Frank McGrath, Jessica Hoffman  
 Statistics Crew Director, Pacers ..... Scott Fishman  
 Statistics Crew Director, Fever ..... Dana Whitehead  
 Statistics Crew, Pacers & Fever ..... Bob Bernath, Trudy Bernath, Bill Bevan, Clara Caito,  
 ..... Randy Fishman, Scott Fishman, David George, Marie Kabrich,  
 ..... Beth Masariu, Judy Schneider, Elliott Segal  
 Statistics Crew, Fever ..... Bob Bernath, Trudy Bernath, Clara Caito, Randy Fishman,  
 ..... David George, Marie Kabrich, Beth Masariu, Judy Schneider  
 Media Room Attendants, Pacers & Fever ..... Julie Cordes, Deborah Hughes,  
 ..... Kaye Totton, Dana Whitehead

## BROADCASTING

Vice President/Broadcasting ..... Jamie Berns  
 Director/Broadcast Engineering ..... Greg Smith  
 Broadcast Coordinator ..... Chelsea Pylitt  
 Video Production Tech ..... Joe Bell  
 Multimedia Producer and On-Air Talent ..... Pat Boylan  
 Radio Announcers, Pacers ..... Mark Boyle, Austin Croshere, Bob Leonard  
 Television Announcers, Pacers ..... Quinn Buckner, Chris Denari,  
 ..... Eddie Gill, Jeremiah Johnson  
 Radio/Television Announcers, Fever ..... Debbie Antonelli, Pat Boylan, Chris Denari

## ENTERTAINMENT

Vice President Game Operations ..... Dean Heaviland  
 Associate Director Game Operations and Fan Development ..... Doug Morgan  
 Associate Director Studio Production/Senior Editor ..... Matthew Scott  
 Manager Studio Event Production ..... Brian Rogat  
 Dance Teams Manager ..... Michelle Duggan  
 Senior Manager Game Operations and Fan Development ..... Jamie Russell  
 Senior Producer/Editor ..... Gary Joe Rice  
 Producer/Editor ..... Richard Geers  
 Coordinating Producer of In-Arena & Studio Production ..... Christopher Patton  
 Game Operations Supervisor ..... Briana Rupenthal  
 Game Operations Assistant ..... Ray Henderson

## MARKETING AND STRATEGIC PLANNING

Associate Director Creative Services ..... Jeff Johnson  
 Associate Director of Digital Marketing ..... Celeste Ballou  
 Digital Marketing Director Fever Basketball ..... John Weiss  
 Web Content Manager ..... Wheat Hotchkiss  
 Web Coordinator ..... Greg Rappaport  
 Digital Marketing Coordinators ..... Christina Glover, Kyle Grand, Ashley Holsclaw

## SALES

### Corporate Partnerships

Vice President Corporate Partnerships ..... Terry Tiernon  
 Director Partnership Activation ..... Janae' Swan  
 Corporate Partnership Sales Directors ..... Wes Collier, Debbie Fellmeth,  
 ..... Chris Inderstrod, Michael Lake, Chris Melby  
 Senior Corporate Partnerships Business Manager ..... Matthew Lowstetter  
 Associate Director Partnership Activation ..... Sarah Baird  
 Partnership Activation Managers ..... Rachel James, Shayna Sangster  
 Partnership Activation Coordinator ..... Chelsie Krill  
 Creative Signage Coordinator ..... Joel Dale  
 Marketing Coordinator ..... Melinda Doehrmann

### Ticket Sales & Services

Vice President Ticket Sales Development ..... Barry Gibson  
 Vice President Ticket Sales Strategy ..... Derek Throneburg  
 Vice President Brand Strategy & Development ..... Ethan Brown  
 Senior Director Corporate & Premium Ticket Sales ..... Justin Ramquist  
 Director Consumer Sales & Service ..... Nic Hendrix  
 Director Customer Loyalty ..... Sasha Williams  
 Director Group Sales ..... Bryan Stine  
 Director Ticket Technology and Logistics ..... Dayna Pawelak  
 Associate Director Corporate Ticket Sales ..... Andrew Boehner  
 Associate Director Premium Services ..... Kristyn Rogers

Ticket Manager ..... Brenda Smith  
 Ticket Systems Manager ..... Leticia Liput  
 Sr. Season Ticket Experience Manager ..... Joe English  
 Season Ticket Experience Manager ..... Chris Bush, Molly Carlino,  
 ..... Brandon Sherman, Michael Smith  
 Season Ticket Experience and Events Manager ..... Kelsey Seger  
 Suite Sales Manager ..... Mike White  
 Premium Sales Managers ..... Kyle Krol, Timothy Streets  
 Premium Services & Guest Experience Manager ..... Cody Sparks  
 Premium Experience Manager ..... Meaghan Banks  
 CRM Manager ..... Alana Galardo  
 Sales & Marketing Analyst ..... Lucas Hunt  
 Ticket Sales Business Manager ..... Steve Reitan  
 Ticket Logistics Coordinator ..... Scott Dunblazier  
 Ticket Systems Coordinator ..... Michelle Harrell  
 Corporate Ticket Sales Executives ..... Kelly Brown, Robert Brown, Alex Contis  
 ..... Chelsea Franklin, Kyle Stidom, Corey White  
 Pacers Group Event Specialists ..... Beau Dries, Sam Elmore, Kalee Grant,  
 ..... Steve Miknis, Matt Schroll  
 Consumer Sales Executives ..... Clayton Hamilton, Blake Mailcoat, Leonard Mathews II  
 Consumer Services Executive ..... Abigail Beatson, Dylan Sheldon

## FACILITIES

Senior Vice President Facilities Operations ..... Mel Raines  
 Senior Director of Guest and Culinary Experience ..... Erin Dlouhy  
 Guest Relations Manager ..... B.J. Brown  
 Guest Relations Coordinator ..... Michele Hoosier  
 Facilities Operations Coordinator ..... Kim Case  
 Services/Merchandising & Production/Operations Assistant ..... Beth Springman  
 Receptionist ..... Janice Hinkle  
 Event Receptionists ..... Jenna Greene, Louise Lewis, Shirley Wright

## ADMINISTRATION

Senior Director Event Finances/Box Office ..... Paul Congress  
 Director Box Office ..... Tricia Brown  
 Box Office Coordinator ..... Beth Schumacher  
 Senior Box Office Ticket Seller ..... Jared Salisbury  
 Box Office Ticket Seller ..... Julie Clark

## OPERATIONS/EVENT PRODUCTION

Vice President Operations/Construction ..... Tom Rutledge  
 Vice President Engineering and Construction ..... Lori Miser  
 Vice President Event Production and Facility Operations ..... Andy Arnold  
 Director Event Production ..... Doug Weitkamp  
 Senior Event Coordinator ..... Stephen Staker  
 Event Coordinator ..... Mariah Bird  
 Central Plant Coordinator/Electrician ..... Curt Isenberg  
 Director Facilities Maintenance ..... Scott Sermersheim  
 Stage Foreman ..... Jerry Horne  
 Houseman ..... Michael Wecht  
 Central Plant Manager ..... Bob Taft  
 Conversion/Housekeeping Manager ..... Steve Zimmerman  
 Assistant Conversion/Housekeeping Manager ..... Jeff Kistler  
 Housekeeping Supervisor ..... Brandon Hixon  
 Housekeeping Night Supervisor ..... Rebecca Stevens  
 Event Housekeeping Supervisor ..... Amanda Jones  
 Utility Setup Supervisor ..... Jason Corrie  
 Conversion ..... Rodney Jenkins, Salvador Reyes  
 Housekeeping ..... Melissa Duerson  
 Central Plant Shift Engineers ..... Darren Habig, Dan Karch, Cody Moore  
 Utility Setup ..... Bob Haegele, Jason Harvey, Sam James

## SERVICES

Vice President/Facilities and Event Services ..... Rich Kapp  
 Vice President Security and Event Services ..... John Ball  
 Director of Merchandising and Retail ..... Lauren Roa  
 Associate Buyer ..... Taylor Nefouse  
 Event/Building Security Manager ..... Dale Horstman

## CONTRACTED SERVICES

Live Nation Director/Booking ..... Marty Bechtold  
 ESG Security ..... Steve Thorpe  
 IST Management Services ..... Stephanie Bell, Dana Moore, Brian Tharp  
 The Levy Restaurants/Director of Operations ..... Kevin Kenny  
 The Levy Restaurants/Executive Chef ..... Roger Duran  
 Virginia Avenue Garage/Parking Manager ..... Jeff Allsup

**PACERS SPORTS & ENTERTAINMENT - OWNERSHIP**

---

HERBERT SIMON  
OWNER/CHAIRMAN & CHIEF EXECUTIVE OFFICER



Herbert Simon is Chairman Emeritus of Simon Property Group, Inc., which owns or has an interest in more than 326 retail properties worldwide. Born in Brooklyn, N.Y., along with brothers Melvin and Fred, and raised in the Bronx, Mr. Simon earned his bachelor's degree at City College of New York.

Mr. Simon, together with brother Melvin, led the company to a leadership position within the industry which it continues to maintain today. Some of the "breakthrough" retail projects that have drawn worldwide industry and media attention under Simon leadership include The Forum Shops at Caesars in Las Vegas, Nev., The Fashion Centre at Pentagon in the Washington, D.C. metro area and Circle Centre in Indianapolis, Ind., one of the key components in the revitalization of the city's downtown. Mr. Simon helped lead the effort to build another key component for downtown, Bankers Life Fieldhouse, which is the Pacers' home. It is widely regarded as one of the best indoor arenas in the world.


Mr. Simon, with his late brother Melvin, purchased the Pacers in 1983 to ensure the team would stay in Indianapolis and currently is Owner/CEO of Pacers Sports & Entertainment.

A firm supporter of professional, environmental and community groups, Mr. Simon has served on the Boards of numerous organizations and served a term as Chairman of the NBA Board of Governors.

Mr. Simon is married and has eight children.

## PACERS SPORTS & ENTERTAINMENT - EXECUTIVE STAFF

**JIM MORRIS**  
VICE CHAIRMAN



Jim Morris is in his 11th year with Pacers Sports & Entertainment, and his third year as the franchise's Vice Chairman.

Morris joined PS&E in 2007 as a Special Advisor to then CEO/President Donnie Walsh and was named President, April 16, 2008. A graduate of Indiana University with a master's degree from Butler University, Morris has spent much of his life in Indianapolis in a variety of key positions. He started with American Fletcher National Bank in 1965 and from 1967-73 served former Mayor Richard G. Lugar as chief of staff. In 1973, he went to the Lilly

Endowment, serving as its president from 1984-88 and from 1989-2002; he was the chairman and chief executive officer for IWC Resources Corporation and Indianapolis Water Company.

Before joining PS&E, Morris was the executive director for five years for the United Nations World Food Programme (WFP) where he led the world's largest humanitarian agency. That took him to many struggling parts of the world as he worked on behalf of the hungry and poor, particularly children. He also served as the Secretary General's Special Envoy for the humanitarian crisis in southern Africa during those same years.

Morris has received many honors, including 17 honorary degrees. His public service includes serving as a trustee and board chairman for both Indiana State University and Indiana University. He serves on the National Advisory Board for the Boy Scouts of America, was Treasurer of the U.S. Olympic Committee and currently as Chairman of the U.S. Gymnastics Federation, Chairman Emeritus of the Board for Riley Children's Foundation, and has been a member of the Board of Governors of the American Red Cross. He serves on the Boards of Old National Bank, Hulman & Company and the Indianapolis Motor Speedway, Elanco, Indianapolis Children's Choir, Eiteljorg Museum Board and the Indianapolis Power and Light Advisory Board.

Morris is happily married to Jackie and they have three children, eight grandchildren, and two wonderful King Charles Cavalier puppies, Buster and Lucy.

**RICK FUSON**  
PRESIDENT/CHIEF OPERATING OFFICER



Since joining the Pacers' organization in 1984, Rick Fuson has been influential in shaping events within Market Square Arena, Bankers Life Fieldhouse and many other events elsewhere in Indianapolis.

A graduate of Indiana University and a life-long resident of Indianapolis, he joined the staff of Market Square Arena in 1984 as director of special events and was promoted the following year to vice president. Fuson helped oversee the Pacers' move to Bankers Life Fieldhouse in September 2000. He was promoted to Executive Senior Vice President of Pacers Sports &

Entertainment in November 2001. Rick was named Chief Operating Officer in April 2008. In September 2014 he became President/COO. In his current role, Fuson is responsible for operation of all aspects of the business and facilities elements of Pacers Sports & Entertainment.

Through the years, Fuson has been active in pursuing major events for Bankers Life Fieldhouse and the City of Indianapolis. He served as Co-Chair of the 2012 Super Bowl Village Committee. In the past, he was a member of the Executive Committee for the 1991 World Gymnastics Championships and served as chairman for the opening ceremonies. He was co-chairman of special events for the 1991, 1997 and 2000 NCAA Final Four, served on the Local Organizing Committee for the 2006 and 2010 NCAA Final Four. Fuson was instrumental in bringing the NCAA Men's Basketball Division I First and Second Round Tournament Games to Bankers Life Fieldhouse for the first time in 2017. He produced the opening ceremonies of the 2001 World Police & Fire Games and the closing ceremonies of the Pan American Games in 1987. Fuson served on the Local Organizing Committee for the 2002, 2004, 2006, 2008-2012 and 2014-2016 Big Ten Basketball Championships, 2002 FIBA World Basketball Championships, and 2004 FINA World Swimming Championship. Fuson recently served on the Local Organizing Committee for the 2015 P&G Gymnastics Championships. He is Co-Chair for the 2017-2022 Big Ten Basketball Championships Local Organizing Committee. Fuson is leading the effort to bring the 2021 NBA All-Star Game to Indianapolis.

Throughout his career, he has received such honors as Recipient of the Indianapolis Ambassadors 1988 Community Service Award, Indianapolis Business Journal's "Who's Who in Hospitality", "Who's Who in Sports" and "Forty Under Forty." He has also been active with the Indianapolis Fellowship of Christian Athletes, the 1985 NBA All-Star weekend, the grand opening of the Indianapolis Zoo in 1988, the White River Park State Games and Indianapolis Downtown Space 2010.

Fuson is a professional member of the International Association of Assembly Managers. He currently serves on the Board of Directors for Indianapolis Downtown, Inc., Indianapolis Urban League, Indy Chamber and Visit Indy. He is an Advisor to the Indiana Sports Corporation Board of Directors and currently serves as Chair of the Pacers Foundation.

Rick is married to Karen Ferguson Fuson. Fuson's family includes three children: Amy Fuson-Massillamany, Emily (Jimmy) Fuson Weber and Matthew Fuson; two grandchildren: Jackson and Sullivan Massillamany; and, Karen's two children: Kaela and Kyle Crotchfelt.

**PACERS SPORTS & ENTERTAINMENT - EXECUTIVE STAFF**

**KELLY KRAUSKOPF**  
PRESIDENT AND GENERAL MANAGER, INDIANA FEVER



Kelly Krauskopf is in her 18th season as the Indiana Fever's top executive, engineering the franchise from its birth in 1999 and directing the club's business and basketball interests all the way to three WNBA Finals appearances since 2009 and its first league championship in 2012. The club's chief operating officer through 16 seasons and the past 12 as general manager, she was promoted to President and General Manager in October 2012.

She is the longest-tenured senior team executive in the WNBA, dating beyond the Fever to her time as the league's first Director of Basketball

Operations in 1996.

The only chief executive in Fever history, Krauskopf has been the guiding force of the Fever from building the team roster to building a fan base for Indiana's WNBA franchise. In her role with the Fever, Krauskopf oversees all aspects of the team's operation.

Since moving to Indianapolis and beginning the task of building a WNBA franchise, Krauskopf has engineered numerous player moves enabling the Fever to sustain arguably the highest level of consistency the 20-year WNBA has ever seen.

Krauskopf has guided the franchise to 13 playoff berths in its first 17 seasons – including a run of 12 consecutive from 2005 to 2016. Indiana has become one of the WNBA's most successful franchises, joining the Los Angeles Sparks as the only clubs in league history to post eight 20-win seasons. In fact, the Fever is the league's only franchise ever to post seven 20-win seasons in an eight-year span (2005-12).

Under Krauskopf's guidance, the Fever secured identical 21-13 records in 2005, 2006, 2007, 2010 and 2011; and set its club standard with 22-12 records in each of its first two seasons reaching the WNBA Finals - 2009 and 2012.

Though Indiana reached the WNBA Finals in 2009 and though the franchise had achieved such consistent, annual success, the Fever had never won the title -- until the 2012 season culminated in a magical playoff run resulting in the city's first professional basketball crown since the 1973 ABA Indiana Pacers.

The Krauskopf-built Fever is the most stable the franchise has ever been, transitioning from the 16-year presence of perennial All-Star and four-time Olympic gold medalist Tamika Catchings, to a new mix of youth and experience that includes Candice Dupree, Briann January, Marissa Coleman, Erlana Larkins, Shenise Johnson and Tiffany Mitchell.

The hiring of Lin Dunn as head coach in 2008 helped the club establish stability in both the WNBA and its local market. Inducted into the Women's Basketball Hall of Fame in 2014, Dunn joined the franchise as a scout in 2003, an assistant coach in 2004, and led the franchise to unprecedented playoff success in seven seasons as head coach.

Following Dunn's retirement, Krauskopf tabbed Stephanie White as the club's fifth head coach. White, an Indiana prep and collegiate icon before her own career in the WNBA and later broadcasting and coaching, was Krauskopf's very first trade acquisition in 1999, joining the Fever for the club's inaugural season.

After Dunn's successful tenure, White's hiring proved no less fruitful, guiding Indiana to the WNBA Finals in her first season and another playoff berth in her second.

White's return to the college level coincided with the club's transition without Catchings, and Krauskopf tabbed former Chicago coach Pokey Chatman as the Fever's sixth head coach in November 2016.

Annually one of the league's most active GMs, Krauskopf's key trades and free agent signings have re-tooled the Fever roster over the years - including the 2017 offseason trade that brought Dupree, a five-time All-Star, to the Circle City.

Besides Dupree and a February 2008 deal to land hometown star Katie Douglas, other moves have resulted in the acquisitions of past stars Erin Phillips, Tangelia Smith, Natalie Williams, Yolanda Griffith, and Kelly Miller. A midseason move during the 2002 campaign brought veteran guard Coquese Washington to the Fever to ignite a late run to the franchise's first appearance in the WNBA Playoffs.

The cornerstone of the franchise was solidified by the draft selection of Catchings in the 2001 WNBA Draft. The third overall selection in the 2001 Draft, Catchings was named Rookie of the Year in 2002 and Defensive Player of the Year in 2005, 2006, 2009, 2010 and 2012. The 10-time WNBA All-Star and 12-time All-WNBA selection finally earned a long-deserved MVP honor in 2011, finishing in the top five in MVP balloting 10 times. She won her first WNBA crown while earning Finals MVP honors in 2012.

Through 2012, Krauskopf served consistently on USA Basketball's Women's Senior National Team Committee, helping select WNBA players to develop U.S. National Team rosters. Krauskopf joined the committee in 2000, helping select the gold-medal winning roster for the 2004 Summer Olympics in Athens, and again for Beijing in 2008 and London in 2012.

Krauskopf has been in the forefront of the development of the WNBA. In September 1996, she was named the WNBA's first Director of Basketball Operations. In that role, she was involved in all phases of the league's start-up operation and initiatives. She also developed the league's first set of playing rules, officiating policies, scheduling and other league standards, while working daily with WNBA team general managers and operations personnel.

Before joining the WNBA, Krauskopf was the Managing Director of League Development for Media Sports Partnership, Limited in Dallas, Tex. From 1990 to 1994, she was Assistant Commissioner for the Southwest Conference. In addition to overseeing league marketing, she was the chief administrator for all eight women's sports programs in the conference. She served from 1986 to 1990 as Texas A&M's Assistant Athletic Director for Women's Sports/Marketing.

Krauskopf has served on committees for the Women's Sports Foundation, the Women's Basketball Coaches Association, Citizenship for Sports Alliance, and Texas A&M's Lettermen's Association Board of Directors. She currently serves on the Indiana Sports Corporation Presidents Council.

Recently, she was part of the Local Organizing Committee that hosted the 2011 NCAA Women's Final Four at Bankers Life Fieldhouse where she proudly watched her alma mater win its first national championship in women's basketball. She was a part of the LOC that brought the Women's Final Four back to The Fieldhouse in 2016.

A 1983 graduate of Texas A&M University with a bachelor of arts degree in journalism, she was a three-year letterwinner in basketball for the Lady Aggies after transferring from Stephen F. Austin University where she played her freshman year under legendary coach Sue Gunter.



## PACERS SPORTS & ENTERTAINMENT - SENIOR MANAGEMENT & VPs



**KEVIN BOWER**  
Chief Financial Officer/  
Executive Vice President



**BILL BENNER**  
Sr. VP/Corporate, Community &  
Public Relations



**MEL RAINES**  
Senior Vice President,  
Facilities Operations



**FRANK PULICE**  
Senior Vice President,  
General Counsel



**TODD TAYLOR**  
Senior Vice President,  
Chief Sales & Marketing Officer



**DONNA WILKINSON**  
Senior Vice President,  
Human Resources



**MATT ALBRECHT**  
Vice President,  
Controller



**ANDY ARNOLD**  
VP, Event Production and  
Facility Operations



**JOHN BALL**  
Vice President,  
Security and Event Services



**JAMIE BERNS**  
Vice President,  
Broadcasting



**ETHAN BROWN**  
Vice President, Brand  
Strategy and Development



**QUINN BUCKNER**  
Vice President,  
Communications



**CARL DANIELS**  
Vice President,  
Player Development



**PETER DINWIDDIE**  
Vice President,  
Basketball Operations



**BARRY GIBSON**  
Vice President,  
Ticket Sales Development



**DEAN HEAVILAND**  
Vice President,  
Game Operations



**RICH KAPP**  
Vice President,  
Facilities and Event Services



**LORI MISER**  
Vice President, Engineering  
and Construction



**KEVIN NAYLOR**  
Vice President,  
Information Technology



**TOM RUTLEDGE**  
Vice President,  
Production and Operations



**DEREK THRONEBURG**  
Vice President,  
Ticket Sales Strategy



**TERRY TIERNON**  
Vice President,  
Corporate Partnerships



**TIM BAWMANN**  
President,  
Fort Wayne Mad Ants



**BUCK ROGERS**  
Vice President,  
Fort Wayne Mad Ants

## FEVER BASKETBALL CORPORATION

### JULIE GRAUE CHIEF OPERATING OFFICER



@Julie\_Graue  
TWITTER



Beginning her 16th season with the Indiana Fever, Julie Graue has managed business operations for the franchise since 2005. She was promoted to Chief Operating Officer following the 2016 season.

In 2001, she joined the Fever organization as a sales manager. She managed sales accounts, ticket pricing and the development of ticket packages for all individual and corporate accounts. She oversaw all Fever sales campaigns and ticket-related events, and was named director of Fever ticket sales in October 2004.

She came to the organization after a 12-year stint with Ambassador Travel Club. She served in a variety

of roles including her capacity as advertising sales manager for the airline's in-flight magazine, Journey Magazine, before she joined the Fever. During her tenure with Ambassador, she also managed tour operations and helped in the development of new tours and products.

Graue is a 1989 graduate of Ball State University where she completed her undergraduate degree in public relations. Born and raised in Greensburg, Ind., she has been an active participant in sports all of her life – taking part in basketball, volleyball, softball, track and tennis.

Graue married her husband Geoff in November 2003, and the couple has a daughter, Sierra (11). A resident of Noblesville, Ind., she enjoys supporting her daughter's cheer and gymnastics activities. She is a member of Woman's Life Chapter 611 and was a volunteer mentor for the Common Goal Task Force, an initiative of the Greater Indianapolis Chamber of Commerce to help raise high school graduation rates in Marion County.

### TAMIKA CATCHINGS DIRECTOR OF PLAYER PROGRAMS & FRANCHISE DEVELOPMENT



@Catchin24  
@CatchTheStars24  
@TeasMeIndy  
TWITTER



A four-time Olympic gold medalist and 16-year WNBA superstar with the Indiana Fever, Tamika Catchings was named Director of Player Programs and Franchise Development with Pacers Sports & Entertainment in April 2017. Catchings' position includes work with all three PS&E basketball franchises – the Indiana Pacers, the Indiana Fever and the Fort Wayne Mad Ants.

Catchings' presence adds enhanced value to career and community programming which already exists with the Pacers. Her addition helps install new programs with the Fever and Mad Ants.

She will serve as a bridge while helping maintain program continuity for all three franchises. Catchings will aid with structure and implementation of player development programs, player relations and community outreach. Programs for the Fever and Mad Ants will be designed to build chemistry and continuity among players, assist each franchise in recruiting free agents, and help with leadership development and professional skills for all players. As an additional resource for all teams, the newly created position expands Pacers Sports & Entertainment's ability to educate and prepare players for their post-playing careers.

Catchings will work one-on-one with individual players on speaking and presentation skills, and the development of athlete foundations or other business interests. A longtime president of the WNBA player's association, Catchings also will assist in the planning and execution of league, NBAPA and WNBAPA meetings, and other team and player programming.

Widely regarded for her own community work and professional leadership as a player, Catchings is uniquely qualified for her new position. She joined the Indiana franchise in 2001 when she was the club's first-round draft selection – just one year after the Fever was established. As a face of the Fever franchise through 16 seasons, she has been a constant ambassador and respected representative of the NBA, WNBA and Pacers Sports & Entertainment throughout her career.

More than a basketball player, Catchings has routinely earned distinction as one of the nation's finest citizen-athletes with committed community engagement throughout the country and even internationally. In 2015, she was inaugural winner of the ESPN Sports Humanitarian of the Year. Last summer, she became the first two-time recipient of the WNBA's Dawn Staley Community Leadership Award and the first three-time winner of the WNBA's Kim Perrot Sportsmanship Award. Last November, she was honored in consecutive weeks with the Pathfinder Award by the Indiana Sports Corporation, honoring those who improve the lives of America's youth; and the Musial Award by the St. Louis Sports Commission, for extraordinary sportsmanship.

The 37-year old Catchings matched an Olympic basketball record for men or women while earning her fourth Olympic gold medal last summer. The 12-time All-WNBA recipient and 10-time WNBA All-Star helped lead the Fever to a league-record 12 consecutive playoff appearances, 13 overall. The 2011 league MVP and 2012 Finals MVP, she is the leading rebounder in WNBA history, and its No. 2 all-time scorer. She was named the WNBA Defensive Player of the Year an unprecedented five times.

Catchings continues to serve as a national and international ambassador for the NBA and WNBA, and was recently named to USA Basketball's Women's Developmental National Team Committee.

She also began a broadcasting career as a college basketball analyst last season with ESPN. She will cover Fever games broadcast on MyIndyTV-23 this summer, alongside Pat Boylan.

Married in February 2016 to former Pike High School and University of Buffalo basketball player Parnell Smith, she added local business owner to her resume when she purchased a tea shop, TeasMeIndy, last March. She is the daughter of former NBA star Harvey Catchings, and her sister, Tauja, was drafted by the Phoenix Mercury in 2000. Tamika and Tauja established the Catch The Stars Foundation in 2004.

*For Catchings' WNBA career details, please see page 110.*

# FEVER BASKETBALL CORPORATION

**ROBERTA COURTRIGHT**  
DIRECTOR OF COMMUNITY &  
PLAYER RELATIONS



**@FeverCares**  
TWITTER



In her 11th season with the Fever, Roberta Courtright handles all day-to-day community efforts of the franchise, plus scheduling for player and coach appearances. She was promoted to director of community and player relations following the 2012 season.

Courtright joined the Indiana franchise after two years with the Detroit Pistons and Detroit Shock. She served a community relations internship in 2005 before acting as the Pistons' community relations auction manager during most of the 2006-07 NBA season.

A graduate of Aquinas College in her hometown of Grand Rapids, Mich., she was a member of the Aquinas softball team in 2001-02, and traveled with the U.S. Coast-to-Coast Softball Team, representing the United States in an international softball tournament in the Netherlands and Belgium. She graduated from Aquinas while majoring in business administration/sports management, and receiving a minor in coaching.

She also coached the Grand Rapids Christian High School softball team for four years, the same school from which she graduated and played softball. She served as a basketball statistician and volunteered with a variety of community programs when she was a student, and participated in an exchange student program by spending two weeks in Japan during 2000.

Courtright has been an active participant in the Big Brothers Big Sisters program since 2002. She serves on an advisory board for the Integrating Women Leaders, Inc. annual conference and the Girl Scouts of Central Indiana board; as well as committees for the Adult Congenital Heart Walk and the Julian Center's Hoops for Heroes event.

**KEVIN MESSENGER**  
DIRECTOR OF MEDIA RELATIONS



**@KMess65**  
**@IndianaFeverPR**  
TWITTER



Kevin Messenger is in his 15th year as the Fever's director of media relations, responsible for all duties related to the team's publicity, media operations and public information. He also serves as a PR contact for Bankers Life Fieldhouse events including concerts, ice shows, circus and rodeo events, and high school and college sports events.

A native of Denver, Colo., he attended the University of the Pacific in Stockton, Calif., before embarking on a career which included collegiate stints at UNLV, Indiana State, Pacific and Maryland. Most recently, he worked with the Maryland football and women's basketball teams in 1999 and 2000 before directing media efforts for three seasons with the Terrapins' nationally prominent men's basketball program.

While at Maryland, he worked in a media market comprising the Baltimore and Washington, D.C. metro areas - the largest media concentration of its kind among U.S. colleges. He twice attended the Final Four with the Terrapins' basketball team while working daily with local, regional and national media outlets.

A college sports information director dating to his college years in California, Messenger has worked with baseball, basketball, football, golf, soccer, water polo and volleyball teams during his career. He boasts distinction as having been a part of three NCAA championship teams - 1985 and 1986 Pacific women's volleyball, and 2002 Maryland men's basketball.

This is his second career stop in Indianapolis, having spent three years in Indy from 1995 to 1998, working with U.S. Water Polo and a professional indoor soccer franchise before making a return to college athletics.

Messenger received a bachelor's degree in communications from UOP in 1987. His professional career began as an assistant sports information director at UNLV in summer of 1987. He was hired as the SID at Indiana State University in 1989, and made a return to his alma mater for a four-year stint as SID from 1991-95.

He also works regularly as a football and basketball statistician, working primarily with Big Ten Network and Westwood One Radio. He resides in Brownsburg with wife Melissa and stepdaughter Madison (15).

## GAME ENTERTAINMENT

### FREDDY FEVER

The friendliest Fever fan of them all! During Fever games, it's easy to pick out Fever fans of all shapes and sizes, but no one has the shape and size of the Fever's team mascot, Freddy Fever.

One of the top mascots in the WNBA, Freddy can be seen throughout Bankers Life Fieldhouse before, during and after Fever games. The lovable and huggable character is a fan favorite among children and adults. Freddy does it all – from dancing, riding goofy scooters, aggravating officials, performing hysterical skits and much more. He keeps fans laughing from tipoff to the final buzzer.

Freddy has the ability to tickle anyone's funny bone, but there's also a softer and lovable side to him. Freddy loves the Fever's fans and enjoys interacting with fans on a one-on-one basis and in groups. Freddy is often involved in numerous charitable efforts throughout the Indianapolis community. His schedule is hectic year round, but he wouldn't have it any other way.

In addition to being at every Fever game, Freddy is also available for birthday parties, corporate events and other similar-type events. For more information about Freddy, or to book the biggest Fever fan for your next event, call (317) 917-2500.



### INFERNO DANCE TEAM

Since the Indiana Fever hit the hardwood in the summer of 2000, the Fever Inferno has been right by the team's side. This exciting, energetic and enthusiastic group of young males and females has evolved into one of the WNBA's best hip-hop dance squads!

Coordinated and choreographed by former Pace-mate Michelle Duggan, the Inferno is made up of a diverse group of young dancers that provide energetic entertainment during timeouts of Fever home games. Explosive tumbling and high-energy hip-hop dance routines are performed during every Fever home game. These youngsters are definitely fan favorites. Watch them once and you're hooked on their energy.

Along with performing at Fever home games, the Inferno makes appearances throughout the spring and summer months. The dance team joins the Fever players, coaches and front office staff in various community events.

For more information on the Inferno, or to schedule an appearance at your next event, call (317) 917-2500.

## FEVER BROADCASTERS

### CHRIS DENARI TV PLAY-BY-PLAY

Chris Denari enters his 18th season as the Fever's television play-by-play announcer on FOX Sports Indiana after being named the Voice of the Fever on April 28, 2000. For the first 16 seasons, Denari also handled the radio play-by-play duties on WFNI-AM 1070 The Fan.

Involved in broadcasting sports in Indianapolis for more than 30 years, Denari was named the Indiana Sportswriters and Sportscasters Association 2004 Broadcaster of the Year. In 2016, he was inducted into the Indiana Sportswriters and Sportscasters Association Hall of Fame.

Denari also serves as the television play-by-play announcer for the NBA's Indiana Pacers on FOX Sports Indiana, which he has done for the past 11 seasons. Previously, he was the Sports Director at WXIN-TV Fox 59 in Indianapolis. With his move to Pacers TV, he ended his 17-year association as the radio play-by-play voice of Butler University basketball. He called all five of Butler's NCAA Tournament appearances from 1997 to 2003, including the Bulldogs' first trip to the Sweet Sixteen in 2003.

He is a member of the Indianapolis Motor Speedway Radio Network and has also been a member of the Indianapolis Colts Radio Network. He also previously worked for Pacers' TV as a locker room reporter and was the television play-by-play voice for the Indiana High School Athletic Association's state championship events.

A 1979 graduate of Westfield (Ind.) High School, he played basketball for his father, Bob. He graduated from Wabash College in 1983, and was a member of the Little Giants' 1982 NCAA Division III National Championship basketball team.

In 2013, he and his teammates were inducted into the Wabash College Athletic Hall of Fame. He is also a member of the Westfield High School Distinguished Alumni Hall of Fame.

Denari and his wife, Terry, live in Carmel, Ind. They are the proud parents of sons Evan (27), Wilson (24) and Max (20).

### DEBBIE ANTONELLI TV ANALYST

Debbie Antonelli is in her 16th season with the Fever broadcast team after spending five seasons as a Charlotte Sting broadcaster. She joins Chris Denari as the color analyst for each of the team's regional telecasts on FOX Sports Indiana.

Antonelli also has worked as an NBA analyst for with the Charlotte Bobcats, and she formerly covered WNBA games for three seasons on the Oxygen Network.

A graduate of NC State where she played basketball for Naismith Hall of Fame Coach Kay Yow, Antonelli is in her 30th year in broadcasting. She covers college basketball for ESPN, CBS, Raycom and Westwood One.

She is an analyst for ACC men's basketball and was most recently the first woman in 22 years to serve as an analyst for CBS/Turner for the men's NCAA tournament.

Antonelli's college basketball broadcasting resume includes stints as the lead analyst for the ACC, Big XII, and SEC. She is an influential voice on the women's college basketball landscape, and serves on the board of directors for the Kay Yow Cancer Fund.

Since 2000, Antonelli has been the analyst for CBS/NCAA Westwood One Radio coverage of the NCAA Women's Final Four.

Antonelli lives with her husband, Frank, in Mount Pleasant, S.C. The couple has three children, Joey, Frankie, and Patrick.

### PAT BOYLAN TV & WEBCAST PLAY-BY-PLAY

Pat Boylan is in his third season calling play-by-play with the Fever, handling coverage of games on MyIndyTV-23 and all webcasts on WNBA League Pass. He also serves as host of "Fever Film Room," a webshow on FeverBasketball.com.

Boylan recently finished his third year as host of the Indiana Pacers radio network and a contributor to Pacers telecasts on FOX Sports Indiana.

A play-by-play announcer for various IHSAA championships, Boylan was previously the lead play-by-play announcer for the BEK Sports Network, broadcasting in North Dakota.

Boylan graduated from Carmel High School and Ball State University, where he was a finalist for the Jim Nantz Award, presented to the country's top collegiate broadcaster. He lives in Carmel, Ind.



@ChrisDenari  
TWITTER



@DebbieAntonelli  
TWITTER



@PatBoylanPacers  
TWITTER



# FEVER IN THE COMMUNITY

## PACERS SPORTS & ENTERTAINMENT MISSION

At Pacers Sports & Entertainment, our Core Purpose is Winning Championships & Serving Community.

## COMMUNITY RELATIONS MISSION

In alignment with our organization’s overall core purpose, the Pacers and Fever community relations departments strive to impact youth & families through our Education, Social Responsibility and Health & Wellness programs.. Through these programs we are able to GIVE back through our spirit of helping, SHARE the resources necessary to encourage success and INSPIRE our youth to reach their fullest potential.

### Questions? Contact:

**Roberta Courtright, Director of Community and Player Relations**  
rcourtright@feverbasketball.com  
(317) 917-2500



## EDUCATION

### CHOICES FOR CHAMPIONS PRESENTED BY COMMUNITY HEALTH NETWORK

The Indiana Fever hosts Choices for Champions each year within the school year. The Indiana Fever bring in members from the Indianapolis community to speak to youth about the importance of education, living a healthy lifestyle and anti-bullying. Fever players also share their insight and experience encouraging students to make champion choices in their own lives.

For more information on how your class can attend the next Choices for Champions event, please call 317-917-2500 and ask to speak to a Group Events Specialist or a member of the Indiana Fever Community Relations staff.

### READ LIKE A PRO PRESENTED BY THE INDIANA STATE TEACHERS ASSOCIATION

The Read Like a Pro program promotes the value of reading and online literacy while encouraging families and adults to read regularly with young children. The goal of this initiative is to build a lifelong love of reading in young people by providing greater access to books and technology.

During the Fever season, the Indiana Fever hold Reading Time-Outs featuring special guest readers that include members of the Indiana Fever team and staff. These special guests read stories to youth in K-3rd grade from large oversized books. Each visit is approximately one hour in length. Youth participating in the Fever reading timeouts have the opportunity to win Fever prizes including books, autographed items and game tickets!

If you are interested in signing your school or summer program up for a Read Like A Pro Reading Time-Out please contact Roberta Courtright at rcourtright@feverbasketball.com.

More information on the Indiana Pacers Reading Time-Outs can be found by visiting pacers.com.



### CALL-THE-FEVER

The Indiana Fever teams with the Indianapolis-Marion County Public Library to present Call-The-Fever as part of the Indianapolis-Marion County Public Library’s Call-A-Story program. This annual program allows callers to listen to featured Fever players or coaches read a children’s story.

Fans of all ages can call (317) 275-4444, to hear members of the Fever read pre-selected children’s stories. Phone lines are open 24 hours a day, and may be accessed by up to four listeners at a time. Call-The-Fever was created to encourage school-age children to read and visit their neighborhood library. All stories run for one week during the month of August.

## SERVICE

### INSPIRING WOMEN

The Indiana Fever host an Annual Inspiring Women Night each season to showcase inspirational women in the community. The inspiring women are featured during a pregame event, and inspirational messages are played throughout the game.

### HOOPS FOR TROOPS

The NBA, WNBA and D-League are committed to supporting our active and retired service men and women and their families around the world. Through the WNBA Hoops for Troops program, teams and current and former players honor military and their families through a variety of activation including in-arena nights, military base visits, ticket programs, in-game activation and meet & greets with Wounded Warriors.

### WNBA GREEN

In an effort to be more environmentally conscious, the Fever and Republic Services continue to improve the environmental performance of our organizations as well as help spread the message to our fans. Go Green addresses environmental conservation policies within our offices and educates our fans with a Protect Our Blue Planet Night on ways they can protect our blue planet.



### WNBA PRIDE

The WNBA, its teams and players celebration of inclusion and equality in support of the LGBT community.

## FEVER IN THE COMMUNITY

### FEVER FRIENDS

In partnership with Big Brothers Big Sisters of Central Indiana, the Indiana Fever provide young boys and girls with their adult mentors to attend Fever games throughout the season. Through this program, Fever Friends matches receive a special experience in the Fever Locker Room and can write letters to their favorite Fever players. Fever Friends began during the Fever inaugural season.

### FEVER CARES FUND INDIANA FEVER BOWLING TOURNAMENT

The Annual Indiana Fever Bowling Tournament is the premier fundraising event for the Fever Cares Fund of the Pacers Foundation Inc. The event has been hosted at Pinheads in Fishers. For more information on the Fever Cares Fund of the Pacers Foundation Inc., the Annual Indiana Fever Bowling Tournament and grants, visit [www.pacersfoundation.org](http://www.pacersfoundation.org). To create a team for the bowling tournament or make a donation to the Fever Cares Fund, contact Roberta Court-right at [rcourtright@feverbasketball.com](mailto:rcourtright@feverbasketball.com).

### SEASON OF GIVING

As part of the Pacers Sports & Entertainment's Service Initiative, the Indiana Pacers and Indiana Fever celebrate a "Season of Giving" during the year each with a variety of community outreach efforts throughout the month to give back to the community that has given so much to us. Season of Giving include events such as the "Come to Our House" Thanksgiving Dinner, Children's Hospital Visits, Toy Give-a-way and Shop with a Pacer.

#### "Come to Our House" Thanksgiving Dinner

In celebration of the NBA's Season of Giving Campaign, the annual "Come to Our House" Thanksgiving Dinner presented by US Foods offers the opportunity for disadvantaged men, women & children to receive a home-cooked Thanksgiving Meal. In addition, participants also have the opportunity to interact with Pacers players & coaches and receive cold-weather items to help them cope with the cold Indiana winters. Members of the Indiana Pacers, including players, coaches and training staff, along with Fever players & coaches, Indiana Pacemates, Boomer, Freddy Fever, Pacers alumni and members of the local media are on hand to help serve dinner, mingle with the guests, and distribute goodie bags with cold-weather and personal hygiene items.

#### Pacers Cares and Fever Cares Toy Giveaway

Each year the Indiana Pacers and Indiana Fever partner with JAKKS Pacific to provide toys to deserving youth in Indiana. 50,000 toys are donated each year to a variety of community organizations and thousands of children with assistance provided by the Indiana National Guard and UPS. These toys are distributed during Holiday events in November and December.

### PS&E COMMUNITY SERVICE DAYS

As part of our continuing community outreach efforts, the staff of Pacers Sports & Entertainment participates in a community service project on a quarterly basis. The goal of the program is to emphasize one of PS&E's Core Purposes – Serving Community – by organizing four days per year where we can "Reach Out Together" as a company. This program builds upon the work of our Community Relations Department and Pacers Foundation and allows our employees to contribute in a real and consistent way to our community.



### KROGER BALL EXCHANGE

As part of the Kroger Ball Exchange, 12 children are presented a basketball autographed by an Indiana Fever player during the pre-game player introductions. In addition, each child receives a Kroger Ball Exchange t-shirt. To sign your group up to participate in the Kroger Ball Exchange, please call 317-917-2500 and ask to speak to a Group Events Specialist.

### FEVER POSTGAME AUTOGRAPH SESSIONS

At select games throughout the Fever season two Fever players sign autographs for fans in the Home Court Gift Shop after the game. Fans must have passes to enter the line and receive one autograph per player per pass. To sign your group up for a Fever postgame autograph session, please call 317-917-2500 and ask to speak to a Group Events Specialist.

### FEVER PLAYERS HONORED WITH WNBA COMMUNITY ASSIST AWARDS

The WNBA connects with fans of all ages through extensive community outreach. Every month of the WNBA season, the WNBA chooses one player from across the league to receive the WNBA Cares Community Assist Award. The award honors the WNBA player who best reflects the passion that the league and its players have for giving back to their communities. The Fever has consistently had outstanding female role models who have won Community Assist Awards.

#### WNBA CARES COMMUNITY ASSIST AWARD

- 2015: August-Briann January | May-Jeanette Pohlen
- 2014: August-Briann January
- 2013: August-Katie Douglas | July-Tamika Catchings
- 2011: July-Tamika Catchings
- 2010: August-Katie Douglas
- 2006: July-Tamika Catchings | Offseason-Olympia Scott
- 2005: July-Tamika Catchings | Offseason-Ebony Hoffman
- 2004: August-Natalie Williams | June-Tamika Catchings | Offseason-Niele Ivey
- 2003: August-Tamika Catchings | June-Nikki McCray | Offseason-Kelly Schumacher
- 2002: August-Tamika Catchings | Offseason-Tamika Catchings

#### DAWN STALEY LEADERSHIP AWARD

The Dawn Staley Leadership Award was created to honor the WNBA player who best exemplifies the characteristics that reflect Dawn Staley's contagious leadership, spirit, charitable efforts and love of the game. The WNBA selects one player each year for the Dawn Staley Community Leadership Award, and donates \$10,000 to the charity of her choice. All WNBA teams are asked to nominate a player for the award, which is awarded at the start of the following season.

Tamika Catchings was the inaugural recipient in 2007, and earned the award again in 2015, for her work with the Catch the Stars Foundation.

#### DAWN STALEY LEADERSHIP AWARD

- 2015: Tamika Catchings
- 2007: Tamika Catchings



# FEVER IN THE COMMUNITY

## HEALTH

### BREAST HEALTH AWARENESS PRESENTED BY COMMUNITY HEALTH NETWORK

As part of the Pacers Sports & Entertainment’s Health Initiative and WNBA Breast Health Awareness Initiative, the Indiana Fever hosts a special Breast Health Awareness Night presented by Community Health Network at a select Fever game. During this special game, the Fever concentrates on bringing awareness to breast cancer by wearing pink jerseys and gear. In conjunction with this special promotion, the Fever conducts a health fair in Bankers Life Fieldhouse, where several organizations distribute educational materials about breast cancer. Pink ribbons and other giveaways are distributed, and breast cancer survivors are recognized during the pregame Kroger Ball



Exchange and halftime parade.

The Indiana Fever also host the annual Postgame Live Auction which has raised over \$190,000 for the Community Health Network Foundation’s Breast Health Fund and Oncology Patient Assistance Fund since its inception in 2010. Players and coaches themselves auction off their pink jerseys, shoes and gear along with various other items.

For more information on the WNBA Breast Health Awareness Initiative, please visit [wnba.com](http://wnba.com). For more information on the Fever Breast Health Awareness program, please contact Roberta Courtright at [rcourtright@feverbasketball.com](mailto:rcourtright@feverbasketball.com).

### GET FEVER FIT PRESENTED BY FINISHLINE

As part of the Pacers Sports & Entertainment’s Health Initiative and WNBA Fit program, the Get Fever Fit program holds monthly Get Fever Fit clinics throughout the WNBA season. Fever coaches, players and/or Fever staff teach proper exercise techniques, show how being active can be fun with basketball drills, and teach about healthy living styles. The clinics last approximately one hour and vary in the number of children attending, depending on gym size.

The WNBA will embrace its responsibility as the pre-eminent women’s professional sports league with powerful role models to continue to deliver important messages and program related to the areas of health, fitness, nutrition and self-esteem. WNBA Fit will encourage teens and women of all ages to learn more about their bodies and the importance of physical fitness. Programming has been developed to encourage teens and women to get started on “being fit” through small changes in their daily regimen.



For information on how to schedule a Get Fever Fit event, please contact Roberta Courtright at [rcourtright@feverbasketball.com](mailto:rcourtright@feverbasketball.com). For more information on the WNBA Fit program visit [wnba.com](http://wnba.com). Get Pacers Fit program, visit [pacers.com](http://pacers.com).

### FEVER AND PACERS YOUTH BASKETBALL

As part of the Pacers Sports & Entertainment Health Initiative, the Indiana Pacers and Indiana Fever launched an initiative geared toward supporting youth basketball throughout Indiana.

Join The National Basketball Academy and the Indiana Pacers for the nation’s premier basketball camps and clinic programs offered right here in Indiana. Our expert coaches will help you take your game to the next level. You’ll also experience all the fun and excitement of NBA basketball via various giveaways, contests and special surprises!

For more information or to sign up a facility near you, visit [www.pacerscamps.com](http://www.pacerscamps.com) or contact Camps and Clinics Director Adam Branch at 317-452-0349 or [abranch@thebasketballacademy.com](mailto:abranch@thebasketballacademy.com).



## PACERS FOUNDATION, INC.

Behind every statistic is a story about a kid, at-risk of going under, who needs help.

From abuse to obesity to drugs, Indiana's kids face tremendous obstacles. That is why the Pacers Foundation gets involved early and often. We fund programs that teach kids how to make winning life choices.

Since its inception in 1993, Pacers Foundation has contributed more than \$6.5 million in contributions, community partnerships, scholarships and tickets to Pacers and Fever games.

We are committed to making a positive difference in the lives of at-risk youth in Indianapolis and throughout Indiana. In doing so, we can help make our Hoosier communities better places to live, work and play.



### COMMUNITY PARTNERSHIPS

We give communities the power to change by partnering with community-based organizations and corporations. For example, two years ago, Pacers Foundation partnered with the Indianapolis Parks Foundation and Indianapolis Power & Light (IPL) in a \$1.1 million effort over five years to refurbish outdoor basketball courts at City Parks throughout Marion County. As the courts are refurbished, they are co-branded with Fever, Pacers and IPL logos. More recently, the Pacers Foundation provided a grant to the Indianapolis Police Foundation to aid public safety personnel in fostering positive relationships with youth in some of Indianapolis' most high-risk neighborhoods.

### BE A PART OF THE SOLUTION

We are not a traditional corporate foundation, supported solely by our corporate parent. We strongly believe that helping Indiana's youth make winning life choices requires all of us in the community to do our part. Therefore, we invite you to join us in this effort by making a financial contribution to Pacers Foundation and/or volunteering your time to help the non-profits we fund. In our view, the community's greatest challenges necessitate the community's best solutions. Join us and be part of the solution.

### INDIANA FEVER BOWLING TOURNAMENT/FEVER CARES FUND

Members of the Fever team and coaching staff serve up strikes at an annual bowling tournament which benefits the Fever Cards Fund of the Pacers Foundation. Fever sponsors, season ticket holders and fans are treated to a night of bowling fun, pizza, a silent auction and autographs from the Fever team and other celebrities.

The 2016 event raised over \$17,500. The 2017 tournament will take place at Pinheads in Fishers on July 10.

The vision of the Fever Cares Fund is to be recognized as a leading funding resource for programs that encourage the development of valuable life skills among young women throughout the state of Indiana. These programs build self-esteem, promote a positive body image and educate about dating violence while providing services to those who have experienced such violence.

Specific to the Fever Cares Fund, organizations benefiting since 2001, among others, are the Children's Bureau, Girls Inc. of Indianapolis, Girl Scouts, The Susan G. Komen Breast Cancer Foundation, The Julian Center, and the Social Health Association.

For information, contact Roberta Courtright at [rcourtright@feverbasketball.com](mailto:rcourtright@feverbasketball.com).







# WATCH US WORK



# MEET THE FEVER

## COACHING STAFF

### POKEY CHATMAN HEAD COACH



@PokeyChatman  
TWITTER



The sixth head coach in Indiana Fever history, Pokey Chatman boasts an accomplished record with success at every level of women's basketball. After six seasons as head coach and general manager of the Chicago Sky, Chatman was named to her post with the Fever on Nov. 18, 2016.

Chatman engineered Chicago's ascent in the WNBA's Eastern Conference, guiding the Sky to their first playoff appearance in 2013 and leading the franchise to the WNBA Finals a year later. She finished her assignment in the Windy City with a 106-98 regular season record, four straight playoff appearances and an 8-12 mark in the postseason.

Prior to her time in the WNBA, she enjoyed a 20-year career at Louisiana State that included four seasons as a starting point guard, followed by assignments as assistant coach, associate coach and, for three seasons from 2004-07, head coach. During her lengthy tenure at LSU, she attended three Final Fours and was a part of 15 NCAA Tournament teams. As acting head coach and head coach, she led the Tigers to three consecutive Final Fours including a 2005 loss in the national semifinals at the RCA Dome in Indianapolis. She earned national coach of the year accolades in her first full season in 2005.

Her diverse resume also includes a pair of EuroLeague titles with Spartak Moscow, first as an assistant in 2008, and another while serving as head coach of the Russian powerhouse for four seasons from 2009-13.

Internationally, Chatman was a part of two gold-medal teams with USA Basketball. As a player, she won gold with the USA's U18 squad that won the FIBA Americas championship in Brazil in 1988. She was an assistant coach with the U.S. team at the World University Games in 2005 in Turkey. She also coached the national team of Slovakia for two seasons.

#### LSU

A 1987 graduate of Hahnville High School and a native of Ama, La., Chatman dazzled LSU fans for four years as LSU's starting point guard in the late 1980s and early 1990s. Her fiery demeanor and floor leadership helped her transition to coaching and a 16-year tenure on the LSU coaching staff. She served as a student assistant coach for one season (1991-92) before accepting a full-time post as assistant coach in 1992-93. Chatman was elevated to associate coach in 1999. She was the Lady Tigers' acting head coach in 2003-04 after hall of fame coach Sue Gunter took a midseason medical leave. Chatman became the school's fourth head coach in April 2004.

There are few coaches in basketball history that can match the success that Chatman enjoyed in her three-plus years as head coach of the LSU women's basketball program. Counting her time as acting head coach, LSU won 105 games (105-19), advanced to three NCAA Final Fours, won two Southeastern Conference regular season titles and earned a No. 1 seed in two NCAA Tournaments.

In fact, in Chatman's first 50 games as a head coach, she won an astonishing 47 times. That 47-3 record was noted as the second-best record after 50 games in women's basketball history. Soon after she assumed head coaching reigns late in 2003-04, she introduced LSU to its first NCAA Final Four, with subsequent appearances each year thereafter.

Once regarded as one of the nation's best recruiters, she quickly became known as one of the top up-and-coming coaches in the collegiate ranks.

Since her promotion to associate coach in 1999, the Lady Tigers participated in nine consecutive NCAA Tournaments.

Chatman assumed LSU's recruiting efforts in the mid-1990s and the program climbed instantly. The Lady Tigers had eight straight classes rank among the top 20 in the nation, including a 2004 freshman class with three Parade All-Americans and future WNBA draft picks: Sylvia Fowles, Quianna Chaney and Erica White. Chatman later helped land Seimone Augustus, now a perennial WNBA All-Star who finished her LSU career as a two-time national player of the year and the WNBA's No. 1 draft pick (2006).

Chatman helped sign Aiysha Smith, a 2003 first-round pick of the Washington Mystics; DeTrina White, the 1998-99 national freshman of the year and a second-round pick of the Fever in 2003; current WNBA player Doneeka Hodges and Temeka Johnson, a first-round pick of the Washington Mystics and the 2005 WNBA Rookie of the Year who broke Chatman's career assists record.

Besides Johnson and White whom she recruited, Chatman helped tutor some of the finest guards in the country. Marie Ferdinand was a 2001 Kodak All-America selection who became a first-round WNBA draft pick and a WNBA All-Star. Elaine Powell enjoyed a lengthy career with three WNBA titles as part of the Detroit Shock. Pietra Gay was a member of the 1997 WNBA champion Houston Comets.

Inducted into the LSU Athletics Hall of Fame in 1999 prior to her head coaching role with the Lady Tigers, Chatman quickly rose to the top of her profession. Capping her first season as head coach in 2005, she won multiple national coach of the year accolades. She was named the Black Coaches Association Coach of the Year in 2004 and 2005, and the Louisiana Coach of the Year in 2005 and 2006.

#### EUROPE, CHICAGO SKY & WORLD'S GREATEST PLAYERS

Chatman made her entrance into the WNBA, with the Sky in 2011, in the midst of a six-year coaching run in Europe. Success on both continents helped cement her status as one of the world's most versatile, top young coaches.

Hired to coach the Slovakian national team in 2008, she served simultaneously as an assistant coach with Spartak Moscow, a star-studded Russian club that annually employed one of Europe's top teams. Chatman was elevated to head coaching status with Spartak prior to the 2009-10 campaign which netted a 16-0 EuroLeague record and the club's fourth consecutive EuroLeague championship.

The following summer, her Slovakian team narrowly missed an upset bid to the 2010 FIBA World Championships. Months later, Chatman accepted her position as the Sky's general manager and head coach, Oct. 29, 2010, just as she embarked on her second of four seasons as head coach with Spartak.

During four seasons with Spartak, Chatman's rosters were filled with a myriad of Olympians and All-Stars, comprising many of the world's greatest women's players: U.S. Olympians Augustus and Fowles from her LSU teams, U.S. Olympic co-captains Sue Bird and Diana Taurasi; foreign Olympic stars Lauren Jackson and Sonja Petrovic; and American veteran stars Candice Dupree, Becky Hammon, Epiphanny Prince and Taj McWilliams-Franklin.

Chatman and Spartak returned to the EuroLeague Finals again in 2011, and posted Final Eight finishes in 2012 and 2013, just as she began reversing WNBA fortunes in Chicago.

The Sky recorded a pair of 14-20 campaigns in 2011 and 2012 before Chatman nabbed Elena Delle Donne with the second selection of the 2013 WNBA Draft. Chatman surrounded Delle Donne, the 2013 WNBA Rookie of the Year and a future MVP, with additional young talent through the draft. She executed trades for star veterans Cappie Pondexter and Erika de Souza.

Chatman and the Sky reached the playoffs for the first time in club history in 2013 to begin a four-year playoff run. In 2014 she led the WNBA's youngest team to the team's second postseason appearance and, following series wins over Atlanta and Indiana, guided the Sky into the 2014 WNBA Finals.

# COACHING STAFF

## POINT GUARD

Long before turning the Sky into a playoff contender in Chicago, Chatman began breaking barriers as a college point guard. She helped LSU to its first Southeastern Conference Tournament title as a senior point guard, and later helped the program climb the national rankings as both an assistant and head coach.

Playing for the legendary Gunter from 1987-91, Chatman led the Lady Tigers to the 1991 conference tourney championship while earning honors as the tournament MVP. It capped a career that featured three All-SEC awards and her naming as a Kodak All-American as a senior. She played in four NCAA Tournaments at LSU and left the playing floor with an 82-38 record.

Still the school's record-holder in career steals (346), she owned the LSU assists standard for 14 seasons before she watched it fall while patrolling the sidelines. The Louisiana native ushered in the 3-point era at LSU by pacing the Lady Tigers in 3-point percentage in each of four seasons. She led the SEC in 3-point field goals made as a junior and senior.

Born June 18, 1969, Chatman earned a bachelor's degree in general studies from LSU in December of 1991.



## CHATMAN'S CAREER FILE

### COLLEGIATE PLAYING & COACHING HISTORY

YEAR	TEAM	POSITION	NOTES
1987-88	LSU (18-11)	Player	NCAA 1st Round
1988-89	LSU (19-11)	Player	NCAA Sweet Sixteen
1989-90	LSU (21-9)	Player	NCAA 1st Round
1990-91	LSU (24-7)	Player	SEC Tournament Champion NCAA 2nd Round
1991-92	LSU (16-13)	Student Asst. Coach	
1992-93	LSU (9-18)	Assistant Coach	
1993-94	LSU (11-16)	Assistant Coach	
1994-95	LSU (7-20)	Assistant Coach	
1995-96	LSU (21-11)	Assistant Coach	WNIT
1996-97	LSU (25-5)	Assistant Coach	NCAA Sweet Sixteen
1997-98	LSU (19-13)	Assistant Coach	WNIT Final Four
1998-99	LSU (22-8)	Assistant Coach	NCAA Sweet Sixteen
1999-00	LSU (25-7)	Assoc. Head Coach	NCAA Elite Eight
2000-01	LSU (20-11)	Assoc. Head Coach	NCAA 2nd Round
2001-02	LSU (18-12)	Assoc. Head Coach	NCAA 2nd Round
2002-03	LSU (30-4)	Assoc. Head Coach	SEC Tournament Champion NCAA Elite Eight
2003-04	LSU (27-8)	Assoc. Head Coach	NCAA Final Four
2004-05	LSU (33-3)	Head Coach	SEC Reg. Season Champion NCAA Final Four
2005-06	LSU (31-4)	Head Coach	SEC Reg. Season Champion NCAA Final Four
2006-07	LSU (26-7)	Head Coach	

**Record at LSU – 90-14, .865 (three seasons)**

### USE BASKETBALL/INTERNATIONAL HIGHLIGHTS

- 8th place (of 16) at 2009 EuroBasket Championship in Latvia (Slovakia head coach)
- Gold medal in 2005 World University Games in Turkey (USA assistant coach)
- Gold medal in 1988 U18 FIBA Americas Championship in Brazil (USA player)

### HONORS & ACHIEVEMENTS

- Head Coach in WNBA All-Star Game (East), 2015
- EuroBasket.com All-Europe Coach of the Year, 2010
- Head Coach in EuroLeague All-Star Game, 2010
- Louisiana Coach of the Year, 2005 & 2006
- Victor Award Female Coach of the Year, 2005
- Naismith National Coach of the Year, 2005
- Russell/WBCA National Coach of the Year, 2005
- USBWA National Coach of the Year, 2005
- Black Coaches Association Coach of the Year, 2004 & 2005
- LSU Athletics Hall of Fame, 1999
- 13 NCAA Tournament appearances (4 as player, 9 as coach)
- Three-time All-SEC selection (1989, 1990, 1991)
- SEC Tournament Champion & Tournament MVP, 1991

### PERSONAL

**Education:** B.A. in general studies, LSU, 1991  
**High School:** Hahnville HS  
**Hometown:** Ama, La.  
**Born:** June 18, 1969 in Ama, La.

### OVERSEAS & INTERNATIONAL COACHING HISTORY (Russian League, EuroLeague)

YEAR	TEAM	POSITION	NOTES
2007-08	Spartak Moscow (21-1, 15-1)	Assistant Coach	Russian League Champion EuroLeague Champion
2008	Slovakia National Team	Head Coach	
2009	Slovakia National Team	Head Coach	EuroBasket 8th Place
2009-10	Spartak Moscow (15-1, 16-0)	Head Coach	EuroLeague Champion
2010-11	Spartak Moscow (15-3, 11-6)	Head Coach	EuroLeague Runner-Up
2011-12	Spartak Moscow (14-4, 14-7)	Head Coach	EuroLeague 6th Place
2012-13	Spartak Moscow (14-4, 13-4)	Head Coach	EuroLeague 5th Place

**Russian League Record at Spartak Moscow – 58-12, .829 (four seasons)**  
**EuroLeague Record at Spartak Moscow – 54-17, .761 (four seasons)**  
**Overall Record at Spartak Moscow – 112-29, .794 (four seasons)**

### WNBA COACHING HISTORY (Regular Season, Postseason)

YEAR	TEAM	POSITION	NOTES
2011	Chicago (14-20)	Head Coach & GM	5th in East
2012	Chicago (14-20)	Head Coach & GM	5th in East
2013	Chicago (24-10, 0-2)	Head Coach & GM	1st in East, East Semis
2014	Chicago (15-19, 4-5)	Head Coach & GM	4th in East, WNBA Finals
2015	Chicago (21-13, 2-2)	Head Coach & GM	2nd in East, East Semis
2016	Chicago (18-16, 2-3)	Head Coach & GM	2nd in East, WNBA Semis

**Regular season record at Chicago – 106-98, .520 (six seasons)**  
**Postseason record at Chicago – 8-12, .400 (four seasons)**

**Overall College & Pro Coaching Record as head coach in the United States (including playoffs) – 204-124, .622 (nine seasons)**  
**Overall College & Pro Coaching Record as head coach (including playoffs) – 316-153, .674 (13 seasons)**



## COACHING STAFF

### STEVEN KEY ASSISTANT COACH



Steven Key begins his second season as an assistant coach with the Indiana Fever, and his ninth season in the WNBA.

Key was retained by new Fever head coach Pokey Chatman, following the departure of Stephanie White. Ironically, it was Chatman who succeeded Key as the Chicago Sky's head coach and general manager in 2011.

Key spent five seasons with the Sky, serving as head coach and GM for three years (2008-10) after two as an assistant. He compiled a 42-60 mark with the Sky from 2008-10, leading

Chicago to what was then a franchise-record 16 wins in 2009.

As an assistant, Key helped launch the Chicago franchise in 2006, joining the staff of head coach Dave Cowens after three years as the head coach of the Dusseldorf Magics, a Bundesliga men's basketball team in Germany. In his final season, he led the Magics to a 19-11 record in the Second Division.

After his departure from Chicago, he returned to the German Bundesliga (BBL) as head coach of the Giessen 46ers in 2011, and spent two years as an assistant and head coach with MHP Riesen in Ludwigsburg (2012 and 2013).

He returned to the WNBA again in 2014, serving two seasons as an assistant with the Connecticut Sun under Anne Donovan, prior to landing in Indiana in 2016.

The 6-foot-4 Key was a point guard at Boston University from 1986-90. Playing for Mike Jarvis, Key was the 1990 America East Conference Player of the Year, averaging 14.5 points and 7.5 assists as a senior.

Key was the last player cut by the Los Angeles Clippers in 1990, and then played professionally for the San Jose Jammers of the Continental Basketball Association before embarking on a 12-year career playing in Austria, Germany and France. Key was a three-time All-Star in Germany, where he played against German native and future Dallas Mavericks' star Dirk Nowitzki.

A native of Columbia, Maryland, Key was the Howard County Player of the Year as a senior at Atholton High School in 1986. One of five children in a tight-knit and athletic family, Key learned basketball from his sister Kimberlee, who went on to play at Saginaw Valley State with college and WNBA coaching veteran Gail Goestenkors. Key's sister Darlynda received a scholarship to run for the University of Michigan's track team while his brother Josh played basketball at Northwood University. His father Sam played professionally overseas.

Key and his wife Janka have one daughter, Sidney Kiana, and one son, Noah Gabriel.

### JESSIE MILLER ASSISTANT COACH



@JMille43  
TWITTER



A former college player who played five seasons professionally in Germany, Jessica (Jessie) Miller begins her first year as assistant coach with the Indiana Fever.

In fact, it is Miller's first WNBA coaching position, after serving the past ten seasons in an operations and video capacity with the Sky.

First-year Fever coach Pokey Chatman brings Miller from her staff in Chicago where she spent the past two years as the club's video coordinator and aided in player development.

Miller managed opponent scouting operations and video coaching with the Sky, participating in daily practices at home, and on the road.

Miller coached with DJK Brose Bamberg in Bamberg, Germany, during the 2016-17 season, her first year as an assistant coach, following five years playing with the team.

A captain and four-year starter at Illinois-Chicago, Miller helped the Flames to the WNIT before playing overseas with DJK Brose Bamberg, from 2010-15.

"I'm excited about adding Jessie to our coaching staff," said Chatman who spent the past six seasons leading the Sky. "Having watched her grow over the past six years, I am confident she will impact our opponent scouting/preparation, player development, and in-game strategy. She understands the league and will be key as we continue to build on the success of our franchise."


A native of Burnsville, Minn., Miller received a B.S. in kinesiology from UIC in 2010. She has continued post-graduate coursework in Bamberg.

## COACHING STAFF

### TODD CHAMPLIN ATHLETIC TRAINER



@ToddChamplin  
TWITTER



Beginning his sixth season with the Indiana Fever, Todd Champlin is a licensed athletic trainer and board-certified sports physical therapist provided to the Indiana Fever by St.Vincent Sports Performance. A team sports practitioner for nearly 20 years, Champlin begins his fourth season in the WNBA.

He began work with the Fever during the club's WNBA championship season of 2012.

Hockey has been Champlin's focus of attention for much of the past decade as team athletic trainer for the USHL's Indiana Ice from 2004-14, and the CHL's Indianapolis Ice from 2000 to 2003. He also has worked several seasons with the Buffalo Bandits, a

professional indoor lacrosse team.

In Summer 2011, Champlin was the athletic trainer for Team USA when it won the gold medal at the Five Nations Tournament in Huttwil, Switzerland.

Before arriving in Indianapolis, Champlin owned his own private practice and sports therapy business for ten years in Buffalo, New York.


He received a bachelor of science in physical therapy from Daemen College in Buffalo prior to receiving a master's degree in sports physical therapy from the University of Pittsburgh. He is a member of the National Athletic Trainers Association, the National Strength and Conditioning Association and the American Physical Therapy Association.

Champlin is a native of Buffalo, NY, but now makes his home in Noblesville, Ind. He is married to wife, Victoria. The couple has three children: Andrew, Lindsey, and Lauren; and a granddaughter, Payson.

### CHASE CAMPBELL STRENGTH COACH & PERFORMANCE SPECIALIST



@Chaser\_Strength  
TWITTER



Chase Campbell begins his first season as strength coach and performance specialist for the Indiana Fever. Campbell is a contracted professional as part of the team's agreement with St. Vincent Sports Performance.

Responsible for the design and implementation of training programs for the Indiana Fever, Campbell also serves as the assistant strength and conditioning coach at Butler University, where he works primarily with softball, tennis and swim teams. He also assists with training programs involving athletes from men's basketball, football, baseball, golf and volleyball teams.

Prior to his time with Butler and St. Vincent Sports Performance, Campbell spent a year working as the strength coach for men's and women's basketball teams at Miami University in Oxford, Ohio. He also worked with athletes from golf, track and tennis teams.

He was a strength and conditioning intern at Vanderbilt University during the summer of 2015, following a two-year stint as a graduate assistant at his alma mater, Ball State. During the same time, he was a strength and conditioning intern with the Indiana Pacers during the summer of 2014.

Originally from Fort Wayne, Ind., Campbell is a Certified Strength and Conditioning Specialist through the National Strength and Conditioning Association. He received a bachelor of science degree in exercise science from Ball State in 2013. He earned a masters degree in sports performance from Ball State in 2015.

### TULLY BEVILAQUA PLAYER DEVELOPMENT COACH



@Bevilaqua41  
TWITTER



After six record-setting seasons as an Indiana Fever point guard and recent coverage of the club as a local TV analyst, Tully Bevilaqua begins her first season as player development coach for the Fever.

A native of Merredin, Australia, and recently named to the Western Australia Hall of Champions, Bevilaqua earned a silver medal in the 2008 Olympics with the Australian National Team, and a gold medal at the 2006 World Championships. She completed 14 WNBA seasons between Cleveland (1998), Portland (2000-02), Seattle (2003-04), Indiana (2005-10) and San Antonio (2011-12). She also won a pair of WNBL championships in Australia as part of a 20-year pro career that began in 1991 with the Perth Breakers in her home country.

After winning the 2004 WNBA title as a reserve guard with Seattle, Bevilaqua signed a free agent deal with Indiana and made an instant impact. Spurred by an engaging personality and Australian accent, she became a fan favorite at Bankers Life Fieldhouse and, since her first season with the Fever, Indiana has never failed to reach the playoffs.

Named as a member of the Fever's All-Decade Team in 2009, Bevilaqua joined Tamika Catchings to spark a resurgence reflected by Indiana's current WNBA-record 12 straight postseason appearances, three trips to the WNBA Finals and a 2012 championship. Bevilaqua was the club's starting point guard for six straight years, leading Indiana to its first Finals appearance in 2009 and aiding in the development of future star Briann January who has been the Fever's point guard ever since.

The 2007 recipient of the WNBA's Kim Perrot Sportsmanship Award, Bevilaqua was a six-time member of the WNBA All-Defense Team – all with Indiana and all beside Catchings. Her 573 steals still rank 10th among WNBA career leaders. Her 356 steals with the Fever are second in club history. She started an Indiana-record 116 consecutive games spanning the 2006-08 seasons, and started 188 of 197 Fever games overall, the fourth-highest figure in franchise history. Elsewhere in the Indiana record book, she ranks fourth in 3-point field goals and fourth in assists.


"Signing Tully back in 2005 was a turning point in our franchise," said Krauskopf, "so I am thrilled to have her back on the floor as a player development coach as we start a new era of Fever basketball. She brings tremendous knowledge, experience and work ethic. I am proud to add a former player to our staff who has been such an integral part of our success."

Since her retirement as a player, Bevilaqua has maintained residence in Indianapolis and become certified as a personal trainer. She is co-owner of Gym41, a local gym she established in 2011 that specializes in boot camp training, small group training, cardio boxing and yoga classes. She has spent the past two years as a volunteer assistant coach with the Zionsville High School girls basketball team, helping the Eagles to back-to-back sectional championships.


Bevilaqua and wife Lindsay have two children: Parker (6) and Mackenzie (4).



**SHELI KUHL**  
Manager, Fever Basketball  
Operations  
2nd Season with Franchise



**MEGAN TSANGARIS**  
Equipment Manager/  
Operations Coordinator  
1st Season with Franchise



**ANTHONY BEAUMONT**  
Video Coordinator  
1st Season with Franchise

# NATALIE ACHONWA



**POSITION:** Center

**WNBA YEARS:** 2

**HEIGHT:** 6-4

**WEIGHT:** 183

**BORN:** November 22, 1992 in Guelph, Ontario

**HIGH SCHOOL:** St. Mary's Catholic (Hamilton, Ontario)

**COLLEGE:** Notre Dame '14

**DRAFTED:** By Indiana, first round, 2014 WNBA Draft (9th overall)

**SIGNED:** Feb. 5, 2015



# 11



**@NatAchon**  
TWITTER



**@NatAchon11**  
INSTAGRAM

A 2014 first-round draft pick (9th overall) who the Fever chose with high hopes for a rookie season in 2015, Achonwa begins her third WNBA season in 2017 after All-Rookie accolades in 2015 and appearances in 24 games last season...in 2015, Achonwa led all WNBA rookies with a 55.0 percent shooting clip...she finished fourth among first-year players in scoring and rebounding...missing part of the WNBA season to honor commitments with the Canadian National Team, she helped Canada to gold medals at the FIBA Americas Championship and the Pan Am Games...she made a second Olympics appearance with Canada during the 2016 Olympics in Rio de Janeiro, Brazil...Achonwa missed the 2014 season with an ACL injury sustained in the 2014 NCAA Tournament.

#### PRO - WNBA

**2016:** Achonwa appeared in 24 games off the bench, averaging 3.6 points and 2.0 rebounds per game...she played in 8.1 minutes per game while shooting 36-of-66 (54.5%) from the floor...she scored a season-high 12 points on 5-of-9 shooting against Washington, 8/27...she contributed seven points and a season-high eight boards against Atlanta, 5/29.

**2015:** A member of the WNBA All-Rookie Team, Achonwa completed her rookie season with averages of 8.0 points and 3.5 rebounds during 17.3 minutes per game...her 55 percent shooting led all WNBA rookies, and she ranked fourth among rookies in scoring and rebounding...she managed a season-high 14 points against Minnesota, 6/6, and a season-high nine rebounds vs. Atlanta, 9/11...she made 17 starts in 28 total appearances...Achonwa replaced Erlana Larkins in the starting lineup early in the year and earned WNBA Rookie of the Month honors, becoming the first Fever player ever to win the award...during June, she paced all rookies with 10.2 points per game...she shot 52.6 percent for the month with 4.6 rebounds and 21.5 minutes per game...Achonwa reached double-figure scoring in seven of her first 10 games...she finished with 11 double-figure scoring efforts, overall.

**2014:** Achonwa resided in Indianapolis following her final year of college while rehabbing the ACL injury sustained as a senior...she doubled as the director of basketball operations with Notre Dame, through another trip to the NCAA Final Four.

#### PLAYOFFS

**2016:** Achonwa contributed four points and four rebounds in a Round 1 loss to Phoenix.

**2015:** Appearing in six playoff games, Achonwa averaged just seven minutes per game...she was a starter in her playoff debut against Chicago, finishing with four points and four rebounds, which both were playoff highs for the rookie...she totaled 10 minutes while appearing in Games 1 and 2 of the WNBA Finals against Minnesota.

#### COLLEGE

**2013-14:** "Ace" finished her career ranked 12th on Notre Dame's career scoring list (1,546), fourth in rebounds (970), tied for fifth in double-doubles (28) and sixth in career field goal percentage (.562)...she helped Notre Dame reach four consecutive Final Four appearances...she earned Associated Press All-America Third Team, All-ACC Second Team and NCAA Notre Dame Regional All-Tournament Team honors during her senior season...she started 33 games and averaged a career-high 14.9 points to go along with 7.7 rebounds and a career-best 2.8 assists per game...Achonwa posted a team-high eight double-doubles...she finished second in the ACC, third nationally and seventh in Notre Dame single-season history with a .611 field goal percentage...her season ended when an ACL injury knocked her from the NCAA Regional Final against Baylor.

**2012-13:** Achonwa earned Associated Press All-America Team honorable mention, First-Team All-Big East and NCAA Norfolk Regional All-Tournament Team honors...she started all 37 games while averaging 13.8 points and a career-high 9.5 rebounds per game...she set a school record and led the Big East with 19 double-doubles, including three during the NCAA Tournament...she shot 52.0 percent from the field and 80.0 percent from the free throw line.

**2011-12:** As a sophomore, she played in 36 games and made one start while averaging 7.6 points and 4.4 rebounds per game...she finished third in the Big East with a team-high .557 field goal percentage...she was named to the NCAA Raleigh Regional All-Tournament Team and helped the Irish reach the NCAA National Championship Game.

**2010-11:** Named to the Big East All-Freshman Team, Achonwa appeared in all 39 games off the bench during her freshman season...she averaged 6.9 points and 5.3 rebounds in 18.3 minutes per game with a .566 field goal percentage.

#### PRO-OVERSEAS

**2016-17:** In 34 games, Achonwa shot 50 percent from the floor while averaging 12.0 points and 6.9 rebounds per game with KEB Hanabank in South Korea.

**2015-16:** Achonwa played with Napoli (Italy) in EuroCup competition, averaging 12.3 points and 6.9 rebounds. In the Italian League, she posted 19.8 points and 8.8 rebounds per game.

#### INTERNATIONAL

**2016:** Making her second Olympics appearance, Achonwa played in all six games for the Canadian team that reached the Olympic quarterfinals in Rio de Janeiro, Brazil...she averaged 5.0 points and 2.8 rebounds during 11.4 minutes per game.

**2015:** Achonwa helped Canada to gold-medal finishes at both the Pan Am Games (Toronto, Canada) and the FIBA Americas Championship (Edmonton, Canada) while qualifying for the 2016 Olympics...Canada went undefeated in both events, de-

feating Cuba in the Americas Championship to reach a second second straight berth in the Olympics...Achonwa averaged 10.0 points and 3.5 rebounds off the bench in six games...she shot 54.5 percent in the tournament.

**2013:** Natalie helped the Canada Senior Women's National Team earn a silver medal and qualify for the 2014 FIBA World Championships at the 2013 FIBA Americas Championship in Mexico... she averaged 7.5 points and 5.0 rebounds per game in six games.

**2012:** Achonwa appeared in six games for the Canadian team that reached the Olympic quarterfinals in London...she averaged 7.2 points, 3.8 rebounds and 2.2 assists in 19 minutes per game.

**2010:** She played in eight games for Team Canada at the 2010 FIBA World Championships in the Czech Republic, averaging 4.6 points and 3.9 rebounds in eight games.

**2009:** She made her Canadian Senior National Team debut at age 16 at the 2009 FIBA Americas Championship in Brazil... Achonwa helped Team Canada win a bronze medal and a berth in the 2010 FIBA World Championships...she played in all five games during the tournament while averaging 6.6 points and 4.2 rebounds per game...earlier in the summer, she appeared in nine games for the Junior Women's National Team at the FIBA U19 World Championships in Thailand.

**2008:** Achonwa made her international debut at age 15 for Canada's Junior Women's National Team at the FIBA U18 Americas Championship in Argentina...she helped her team win the silver medal with a 4-1 record as she averaged 7.2 points and 5.8 rebounds per game.

#### PERSONAL

Last name is pronounced uh-CHON-wuh...native of Guelph, Ontario...daughter of Marion and Manny Achonwa...has one older brother, Adrian, and one younger sister, Kendra...her brother, Adrian, played basketball at the University of Guelph (Ontario)... in 2009, was selected as one of Guelph's "top 40 influential people under 40" by the Guelph Mercury...graduated in May 2014 from Notre Dame's Mendoza College of Business with her bachelor's degree in management-consulting.

#### CAREER TRANSACTIONS

(1) Drafted by the Indiana Fever with the 9th overall pick, first round, in the 2014 WNBA Draft, 4/14/14. (2) Signed with the Fever, 2/5/15.

# NATALIE ACHONWA

## ACHONWA'S STATISTICS

### REGULAR SEASON

YR/TEAM	G-GS	MIN	FGM-A	PCT	3FGM-A	PCT	FTM-A	PCT	OR	DR	TR	AVG	AST	PF-DQ	ST	TO	BKS	PTS	AVG
2015 IND	28-17	484	88-160	.550	0-0	.000	47-63	.746	40	57	97	3.5	17	58-0	14	37	14	223	8.0
2016 IND	24-0	195	36-66	.545	0-0	.000	14-20	.700	16	31	47	2.0	6	27-0	10	12	1	86	3.6
<b>2 YEARS</b>	<b>52-17</b>	<b>679</b>	<b>124-226</b>	<b>.549</b>	<b>0-0</b>	<b>.000</b>	<b>61-83</b>	<b>.735</b>	<b>56</b>	<b>88</b>	<b>144</b>	<b>2.8</b>	<b>23</b>	<b>85-0</b>	<b>24</b>	<b>49</b>	<b>15</b>	<b>309</b>	<b>5.9</b>

### PLAYOFFS

YR/TEAM	G-GS	MIN	FGM-A	PCT	3FGM-A	PCT	FTM-A	PCT	OR	DR	TR	AVG	AST	PF-DQ	ST	TO	BKS	PTS	AVG
2015 IND	6-1	42	4-15	.267	0-0	.000	3-6	.500	2	7	9	1.5	2	10-0	0	7	1	11	1.8
2016 IND	1-0	9	2-3	.667	0-0	.000	0-0	.000	1	3	4	4.0	1	0-0	0	0	0	4	4.0
<b>2 YEARS</b>	<b>7-1</b>	<b>51</b>	<b>6-18</b>	<b>.333</b>	<b>0-0</b>	<b>.000</b>	<b>3-6</b>	<b>.500</b>	<b>3</b>	<b>10</b>	<b>13</b>	<b>1.9</b>	<b>3</b>	<b>10-0</b>	<b>0</b>	<b>7</b>	<b>1</b>	<b>15</b>	<b>2.1</b>

## ACHONWA'S CAREER HIGHS

### REGULAR SEASON

MIN:	31:52, vs. MIN, 6/6/15
FGM:	7, vs. MIN, 6/6/15
FGA:	11, vs. CHI, 6/14/15 at NY, 6/9/15 vs. MIN, 6/6/15
3-Pt FGM:	0
3-Pt FGA:	0
FTM:	5, vs. CON, 9/1/15 vs. NY, 8/23/15 vs. WAS, 6/20/15
FTA:	7, vs. WAS, 6/20/15
OR:	4, vs. PHO, 6/12/15
DR:	6, at ATL, 5/29/16 at ATL, 9/11
TR:	9, at ATL, 9/11
AST:	2, four times (most recent at ATL, 9/11/15)
ST:	2, five times (most recent vs. PHO, 8/30/16)
BKS:	2, vs. NY, 9/13/15 vs. SAN, 7/10/15 at NY, 6/19/15
PTS:	14 vs. MIN, 6/6/15

### PLAYOFFS

MIN:	15:34, at CHI, 9/17/15
FGM:	2, vs. PHO, 9/21/16
FGA:	6, at CHI, 9/17/15
3-pt FGM:	0
3-pt FGA:	0
FTM:	2, at CHI, 9/17/15
FTA:	2, vs. CHI, 9/19/15 at CHI, 9/17/15
OR:	2, at CHI, 9/17/15
DR:	3, vs. PHO, 9/21/16
TR:	4, vs. PHO, 9/21/16 at CHI, 9/17/15
AST:	1, vs. PHO, 9/21/16 at MIN, 10/4/15 at NY, 9/23/15
ST:	0
BKS:	1, at CHI, 9/17/15
PTS:	4, vs. PHO, 9/21/16 at CHI, 9/17/15

# MARISSA COLEMAN



**POSITION:** Guard-Forward

**WNBA YEARS:** 8

**HEIGHT:** 6-1

**WEIGHT:** 160

**BORN:** January 4, 1987 in Portland, Ore.

**HIGH SCHOOL:** St. John's College (District of Columbia)

**COLLEGE:** Maryland '09

**DRAFTED:** By Washington, first round, 2009 WNBA Draft (2nd overall)

**ACQUIRED:** Signed as a free agent, 3/29/14



# 25



@MarissaC\_25  
TWITTER



@MarissaC\_25  
INSTAGRAM

An eight-year WNBA veteran and the second overall pick in the 2009 WNBA Draft, Marissa Coleman begins her fourth season with the Indiana Fever...she spent her first five WNBA seasons with Washington and Los Angeles...Coleman is a versatile combo guard who can score, defend, push tempo and shoot the 3-pointer...she led Maryland to a national championship in 2006 and has bolstered the Indiana backcourt with size, strength and versatility...Coleman was a postseason hero in 2015, twice helping the Fever advance to the WNBA Finals with five 3-pointers in decisive Game 3 efforts at Chicago and New York...she has played at least 32 regular season games during each of the past seven seasons, and appeared in the playoffs in 7 of 8 WNBA seasons...Coleman enters the 2017 season 126 points shy of 2,000 points for her career...she is 74 points shy of 1,000 points in her career with the Indiana Fever...she is 124 rebounds shy of 1,000 in her career.

Last winter, she participated in the Women's March in Washington, D.C., and opened a Mellow Mushroom pizza restaurant in Roanoke, Va., with former LA Sparks teammate Alana Beard.

## PRO - WNBA

**2016:** Coleman averaged 8.3 points per game, twice scoring a season-high 19 points -- vs. New York, 9/1, and Minnesota, 9/16...she struggled through a midseason slump, but scored in double figures in eight of the club's last 11 games (11.4ppg)...she played in 32 games, starting 21...she averaged 3.3 rebounds and a career-high 2.0 assists per game...she scored a career-best 64 free throws in 2017, shooting 75.3 percent from the foul stripe, on a career-high 85 attempts...she matched a career-high with 8-of-8 FTs at San Antonio, 9/6.

**2015:** In her second year with the Fever, Coleman was the club's only player to start all 34 games...she averaged a career-high 10.4 points per game, with 3.5 rebounds and 1.6 assists...she scored a career-high 25 points against San Antonio, 7/10, on 9-of-16 shooting with a pair of 3-pointers...she scored in double figures in 17 regular season games...her 42 steals also were a career-best, finishing 11th in the WNBA with 1.24 steals per game...she was elected to her first All-Star Game and shot 2-of-5 from long range for six points for the East squad, 7/25...she scored 16 points and dished a career-high seven assists at New York, 6/19.

**2014:** In her first year with Indiana, Coleman made 32 starts, in 34 games...she averaged a then-career-high 8.9 points, with 3.3 rebounds...she scored a season-high 20 points in a win at Washington, 6/6, that included a career-high 8-of-8 free throws...she had a season-high five steals at Seattle, 7/31.

**2013:** Coleman made three starts in 34 games with the Sparks, posting averages of 4.6 points and 2.9 rebounds in a star-studded lineup limiting her to 17.5 minutes per contest...she had a season-high 17 points at Tulsa, 8/2.

**2012:** Coleman played in all 34 games, starting in two for Los Angeles...she averaged 3.1 points, 2.6 rebounds and 1.1 assists per game...she had a season-high four assists and four steals at Atlanta, 6/15...she shot 90 percent from the foul line (18-of-20).

**2011:** Eighth in the WNBA in three-point field goal attempts (144) and 10th in the league in 3-point makes (53), Coleman started 28 games with Washington...she averaged 8.6 points and 4.8 rebounds per game...she scored a career high 21 points against Atlanta, 7/20, connecting on eight shots from the field,

which was a career high...she posted her first double-double of the season against Tulsa, 6/26, contributing 13 points and grabbing a career-high 12 rebounds.

**2010:** Coleman appeared in all 34 games for Washington...she earned the first start of her career against the Connecticut Sun, 5/30, where she played 30 minutes, scored seven points, grabbed four rebounds, dished two assists, and had one steal...she posted her first career double-double against Tulsa, 8/1, scoring a season-high 14 points and tying a career-high with 10 rebounds...she ranked ninth in the league in 3-point field-goal percentage (.402).

**2009:** Coleman saw action in 28 games during her rookie year with the Mystics...she suffered an ankle injury which sidelined her for six games...she posted a season-high 16 points in the regular season opener against the Connecticut Sun, 6/6, including a season-high four 3-pointers...she averaged 18.8 minutes and 6.1 points per game.

## PLAYOFFS

In seven playoff seasons, Coleman has appeared in 28 games with 17 starts...between her time with the Sparks and Fever, she has reached the playoffs in five consecutive seasons...she owns Indiana's postseason record for single-game 3-pointers, twice hitting five 3FGs in decisive Game 3 performances at Chicago and New York in 2015...she averages 9.0 points, 2.5 rebounds one steal per playoff game...she reached the WNBA Finals for the first time in 2015 when Indiana faced Minnesota...in two playoff seasons with Indiana, she averages 10.8 points and 2.7 rebounds per game.

**2016:** Coleman had 13 points and two rebounds in a first-round loss to Phoenix.

**2015:** In the lengthiest playoff run of her career, Coleman averaged a career playoff high of 11.9 points while starting all 11 games and leading the Fever to the Finals...she reached double-figure scoring in 8 of 11 playoff games...Coleman tied the Fever postseason record with five 3-pointers in Game 3 of the East Semis at Chicago, 9/21, and again in Game 3 of the East Finals at New York, 9/29...she averaged 11.4 points through five games of the WNBA Finals against Minnesota.

**2014:** Coleman averaged career playoff highs of 8.2 points, 3.2 rebounds and 2.4 steals per game, in five playoff games with the Fever.

**2013:** Coleman appeared in three playoff games, totaling 10 points and four rebounds for the Sparks.

**2012:** In four games with L.A., she scored eight points with three rebounds.

**2010:** Coleman's best playoff campaign including a 13.5-point average in two games of the East Semifinals against Atlanta.

**2009:** She averaged 10.5 points in two games of the East Semis against Indiana...one of her best playoff games was on her college home court at Maryland, where she tallied 16 points, eight rebounds, two steals and four blocks against the Fever.

## PRO - OVERSEAS

**2016-17:** Coleman returned to Turkey for a third straight season, this time playing in Mersin...she averaged 15.1 points, 6.4 rebounds and 3.2 assists in an abbreviated schedule in the Turkish League...she averaged 14.6 points, 7.6 rebounds and 2.8 assists in EuroLeague action.

**2015-16:** Coleman helped Fenerbahce to a league championship in Turkey and a third-place finish in the EuroLeague Final Four...she averaged 10.9 points in Turkish League action, and 9.8 points in EuroLeague competition.

**2014-15:** With Edirne Spor in Turkey, Coleman averaged 16.7 points and 7.6 rebounds per game.

**2013-14:** Coleman helped the KB Stars, in South Korea, advance to the semifinals of the league tournament, averaging 6.0 points and 3.4 rebounds per game in 36 games.

**2012-13:** She signed in February with Cercle Jean Mace Bourges in France, appearing in 12 games while averaging 9.1 points and 5.3 rebounds per game.

**2011-12:** She split time between Perfumerias Avenida in Spain and Lyon in France...with Lyon, she averaged 10.5 points in eight games.

**2010-11:** She signed in January with Hungary's MKB Euroleasing Sopron, playing in 10 Hungarian games and five EuroLeague contests. She averaged 11.0 points in EuroLeague and 10.6 points in the domestic league.

**2009-10:** Her first overseas venture was with Familia Schio in Italy where she averaged 5.4 points in 11 EuroLeague contests and 8.0 points in a dozen Italian games.

## INTERNATIONAL

A member of the gold-medal 2007 U.S. Pan American team, Coleman played in all five games of the tournament, averaging 9.4 points and 4.2 rebounds per game...she shot 57.7 percent from the field and 46.2 percent from 3-point range...she won a gold medal at the 2005 FIBA U19 World Championship in Tunis, Tunisia, in her second stint with the USA U19 Basketball team, averaging 8.8 points and 4.4 rebounds...the U19 squad was named USA Basketball 2005 Team of the Year...she also helped the USA win a gold medal at the International Sports Invitational in San Diego, Calif...she was a member of the 2004 USA U19 team that captured a gold medal at the Junior World Championship Qualifying tournament in Mayaguez, Puerto Rico, helping the United States to a berth into the 2005 FIBA World Championship.

## COLLEGE

Coleman capped a decorated college career as the first player in ACC history to record over 2,000 points, 1,000 rebounds, 400 assists, 200 steals and 100 blocked shots...she finished her career as the school's second leading scorer (2,205) and rebounder (1,139).

**2008-09:** A first-team All-American, Coleman was named the most valuable player of the ACC Tournament and an All-ACC first team selection while leading the Terrapins to their first ACC title since 1989...she averaged 18.1 points and 8.6 rebounds.

**2007-08:** Coleman earned AP honorable mention All-American honors for the second year in a row and second team All-American mention by Sports Illustrated...she became the fourth Terrapin ever to receive all-conference nods in each of her first three seasons...she was twice named the ACC Player of the Week, the second time following a career-high and Comcast Center-record six 3-pointers in the Terrapin Classic...she led the team in scoring nine times, reaching double digits 32 times, including 10 20-point games and two 30-point performances.

**2006-07:** As a sophomore, she was a second-team All-ACC



# MARISSA COLEMAN

pick a second year-in-a-row...she became the first Terrapin and the 11th player in ACC history to record a triple-double, tallying 15 points, 14 boards and 10 assists against UC Santa Barbara on Dec. 2, 2006...she was named the MVP of the Terrapin Classic... prior to the season, ESPN.com tabbed her as the No. 2 wing player in the country.

**2005-06:** Coleman earned billing as the ACC Rookie of the Year as Maryland captured the first NCAA title in program history...she led the ACC with a 47 percent 3-point shooting clip and tied the conference mark with 29 double-figure scoring games by a freshman...she was named second-team All-ACC...she had eight 20-point games including a 23-point showing in an overtime upset at No. 1-ranked North Carolina...she posted double-doubles in both games of the Final Four in Boston, grabbing 14 rebounds in each game...she scored 4 of Maryland's 8 points in overtime, knocked down a pair of free throws in the final 13 seconds and grabbed the final rebound of the game to seal Maryland's national championship victory over ACC rival Duke.

### PERSONAL

Marissa Coleman was born Jan. 4, 1987 in Portland, Ore., and is the daughter of Joni and Tony Coleman...she has a sister, Tonya, and a brother, Anthony...a lifelong resident of the Washington, D.C. area, she played at the University of Maryland following a prep career in the District...she was drafted by the Mystics and played her first two pro seasons in Washington...in December 2016, she opened a Mellow Mushroom pizza restaurant in nearby Roanoka, Va., with her former L.A. Sparks teammate Alana Beard...her favorite athlete is Peyton Manning...she chose Maryland over Duke, Connecticut, Tennessee and Florida...at St. John's College High School in the District of Columbia, she was a McDonald's and WBCA All-American, playing in both senior all-star games...she led all scorers with 19 points in the McDonald's game and was selected the East's MVP in the WBCA game...she also was a first team Parade All-American...Coleman was named first team All-USA by USA Today and was the Washington Post High School Player of the Year...she earned first team All-Met honors in her final two seasons...she was the 2004 and 2005 Washington D.C. Gatorade Player of the Year, leading the Cadets to a 59-9 record in her final two years...she led her squad to the Washington Catholic Athletic Conference title game every year, capturing the title in 2002 and 2004...she left the school with career records for points (2,057) and rebounds (1,750)...she averaged 21 points, 10 rebounds, three assists and two steals a game as a senior.

### CAREER TRANSACTIONS

(1) Drafted by the Washington Mystics with the second pick, first round, in the 2009 WNBA Draft, 4/9/09. (2) Traded to Los Angeles, 2/1/12, in exchange for Noelle Quinn. (3) Signed as a free agent by Indiana, 3/29/14. (3) Signed a contract extension with Indiana, 9/14/16.



### COLEMAN'S STATISTICS

#### REGULAR SEASON

YR/TEAM	G-GS	MIN	FGM-A	PCT	3FGM-A	PCT	FTM-A	PCT	OR	DR	TR	AVG	AST	PF-DQ	ST	TO	BKS	PTS	AVG
2009 WAS	28-0	525	54-159	.340	29-80	.362	34-45	.756	22	54	76	2.7	22	44-0	20	34	9	171	6.1
2010 WAS	34-1	663	75-189	.397	41-102	.402	31-41	.756	25	87	112	3.3	50	67-1	29	42	12	222	6.5
2011 WAS	34-28	918	107-278	.385	53-144	.368	25-37	.676	46	118	164	4.8	47	80-1	24	54	14	292	8.6
2012 LA	34-2	548	37-116	.319	14-55	.255	18-20	.900	24	63	87	2.6	36	44-0	21	24	8	106	3.1
2013 LA	34-3	595	58-135	.430	20-50	.400	21-33	.636	32	68	100	2.9	34	43-0	24	31	5	157	4.6
2014 IND	34-32	815	106-271	.391	43-113	.381	49-60	.817	28	84	112	3.3	37	68-0	27	40	11	304	8.9
2015 IND	34-34	842	127-331	.384	42-125	.336	59-79	.747	33	87	120	3.5	54	65-0	42	63	10	355	10.4
2016 IND	32-21	781	85-246	.346	33-123	.268	64-85	.753	23	82	105	3.3	63	67-0	29	56	9	267	8.3
<b>WNBA (8)</b>	<b>264-121</b>	<b>5688</b>	<b>649-1725</b>	<b>.376</b>	<b>275-792</b>	<b>.347</b>	<b>301-400</b>	<b>.753</b>	<b>233</b>	<b>643</b>	<b>876</b>	<b>3.3</b>	<b>343</b>	<b>478-2</b>	<b>216</b>	<b>344</b>	<b>78</b>	<b>1874</b>	<b>7.1</b>

#### PLAYOFFS

YR/TEAM	G-GS	MIN	FGM-A	PCT	3FGM-A	PCT	FTM-A	PCT	OR	DR	TR	AVG	AST	PF-DQ	ST	TO	BKS	PTS	AVG
2009 WAS	2-0	53	6-19	.316	4-8	.500	5-5	1.000	3	7	10	5.0	3	3-0	4	7	4	21	10.5
2010 WAS	2-0	50	8-20	.400	3-10	.300	8-10	.800	2	6	8	4.0	2	6-0	2	1	0	27	13.5
2012 LA	4-0	31	2-6	.333	2-6	.333	2-2	1.000	1	2	3	0.8	1	2-0	1	0	0	8	2.0
2013 LA	3-0	50	3-11	.273	0-4	.000	4-6	.667	1	3	4	1.3	3	1-0	4	5	1	10	3.3
2014 IND	5-5	115	16-39	.410	7-21	.333	2-4	.500	5	11	16	3.2	0	12-0	5	5	0	41	8.2
2015 IND	11-11	319	48-119	.403	21-51	.412	14-20	.700	6	21	27	2.5	10	23-0	12	10	4	131	11.9
2016 IND	1-1	29	4-9	.444	2-5	.400	3-3	1.000	0	2	2	2.0	1	6-1	1	1	0	13	13.0
<b>WNBA (7)</b>	<b>28-17</b>	<b>647</b>	<b>87-223</b>	<b>.390</b>	<b>39-105</b>	<b>.371</b>	<b>38-50</b>	<b>.760</b>	<b>18</b>	<b>52</b>	<b>70</b>	<b>2.5</b>	<b>20</b>	<b>53-1</b>	<b>29</b>	<b>29</b>	<b>9</b>	<b>251</b>	<b>9.0</b>

### COLEMAN'S CAREER HIGHS

#### REGULAR SEASON

MIN: 44, at LA, 7/17/11  
 FGM: 9, vs. SAN, 7/10/15  
 FGA: 16, vs. SAN, 7/10/15 vs. CHI, 6/14/15  
 3-pt FGM: 5, vs. ATL, 7/20/11  
 3-pt FGA: 9, vs. MIN, 9/16/16 vs. TUL, 8/1/10  
 FTM: 8, at SAN, 9/16/16 at WAS, 6/6/14  
 FTA: 12, vs. CHI, 6/14/15  
 OR: 5, vs. TUL, 6/8/13  
 DR: 8, four times (most recent vs. NY, 8/12/11)  
 TR: 12, vs. TUL, 6/26/11  
 AST: 7, at NY, 6/19/15  
 ST: 5, at SEA, 7/31/14  
 BKS: 2, 12 times (most recent: vs. CON, 7/10/14)  
 PTS: 25, vs. SAN, 7/10/15

#### PLAYOFFS

MIN: 35:09, at MIN, 10/6/15  
 FGM: 7, at MIN, 10/4/15  
 FGA: 15, vs. IND, 9/17/09  
 3-pt FGM: 5, at NY, 9/29/15 at CHI, 9/21/15  
 3-pt FGA: 7, at NY, 9/29/15 at CHI, 9/21/15 at CHI, 9/17/15  
 FTM: 6, vs. ATL, 8/25/10  
 FTA: 7, at NY, 9/23/15 vs. ATL, 8/25/10  
 OR: 3, at CHI, 2OT, 9/1/14  
 DR: 6, vs. IND, 9/17/09  
 TR: 8, vs. IND, 9/17/09  
 AST: 3, vs. PHO, 9/23/13  
 ST: 3, at CHI, 9/17/15  
 BKS: 4, vs. IND, 9/17/09  
 PTS: 18, vs. ATL, 8/25/10

# NADIA COLHADO



**POSITION:** Center

**WNBA YEARS:** 2


**HEIGHT:** 6-4

**WEIGHT:** 196

**BORN:** February 25, 1989 in Marialva, Brazil

**DRAFTED:** Undrafted

**ACQUIRED:** Signed as a free agent, 2/28/17



# 31



@NadiaColhado  
TWITTER



@NadioColhado  
INSTAGRAM

A two-time Olympian from Brazil who was the top scorer in Spain last winter, Nadia Colhado arrived in Fever training camp as one of four post players recently signed to free agent contracts...Colhado appeared in 22 games with Atlanta over the 2014 and 2015 WNBA seasons, serving as a backup to fellow Brazilian native Erika de Souza...she played in 16 games as a rookie and owns WNBA career averages of 2.3 points and 1.4 rebounds...she did not play in the WNBA in 2016, in order to train with the Brazilian National Team prior to the Olympics in Rio de Janeiro.

**PRO – WNBA**

**2015:** Colhado appeared in just six games with the Dream, totaling six points and two rebounds in limited minutes.

**2014:** Colhado's rookie season in the WNBA included 16 appearances with Atlanta, averaging 2.8 points and 1.8 rebounds per game...her WNBA career scoring high of eight points came against Phoenix, 8/13...her career rebounding high of seven came at Connecticut, 8/17, while playing a career-high 24 minutes.

**PLAYOFFS**

**2014:** She did not see action in any of three Atlanta playoff games against Chicago in the Eastern Conference Semifinals.

**PRO – OVERSEAS**

**2016-17:** Colhado starred in Spain with Gipuzkoa UPV she was third in the Spanish LFB with 16.2 points per game, and fourth with 9.3 rebounds...she also ranked third in the Spanish league with 1.0 blocked shots per game...she recorded 13

double-doubles and registered a career-high 33 points against Girona, 12/17/16, in the Spanish LFB.

**2015-16:** She played 25 games with Sampaio Basquete in Brazil, alongside Fever teammate Erica Wheeler...Colhado led the league with 1.4 blocked shots per game, and was second in the league with 9.8 rebounds per game...she averaged 11.6 points per game.

**2014-15:** Colhado played with UNINASSAU in Brazil, averaging 9.5 points and 6.5 rebounds through 25 games.

**2013-14:** Colhado played 18 games in Brazil with Recife, averaging 8.1 points and 8.7 rebounds in 18 games.

**2012-13:** She played eight games with Sao Jose in the Brazil League, boasting averages of 8.5 points and 6.0 rebounds.

**2011-12:** In her second year in the Brazilian LFB, she averaged 10.1 points and 7.9 rebounds per game with Santo Andre.

**2010-11:** In the Brazilian LFB, she appeared in seven games with Sao Caetano, averaging 9.0 points and rebounds per game.

**2006-10:** Colhado began playing professionally in 2006, with stints in Divino, Limpol and Sao Caetano prior to her first season in the LFB in 2010-11.

**INTERNATIONAL**

**2016:** Colhado helped Brazil to a gold medal at the South American Championships in Barquisimeto, Venezuela, in May... she posted 12 rebounds in a gold-medal win over Venezuela...in the 2016 Olympics in her native country in August, she averaged 1.3 points and 1.0 rebounds in a reserve capacity behind Erika de Souza...Brazil finished in 11th place.

**2014:** In Ankara and Istanbul, Turkey, Colhado played in the FIBA World Championships with Brazil finishing in 11th place.

**2012:** During the 2012 Olympics in London, she averaged 1.5 points and 1.8 rebounds per game while Brazil earned a ninth-place finish.

**2011:** Colhado participated in the World University Games in Shenzhen, China, where she averaged 18.2 points, 13.0 rebounds and 2.2 blocked shots per game...in the same year, she helped Brazil to a gold medal at the FIBA Americas Championship in Neiva, Colombia...she averaged 4.8 points and 3.8 rebounds per game.

**2010:** Named to the Brazilian National Team in 2009, she helped Brazil to a gold medal at the 2010 South American Championships in Santiago, Chile...in five games, she shot 69.7 percent from the floor and averaged 11.4 points and 5.4 rebounds per game.

**2005-07:** Colhado represented her country in a variety of international events, beginning with the U17 South American Championships in 2005...she played with the U18 and U19 teams in 2006-07 and played in the U21 World Championships in Moscow Region, Russia in 2007.

**PERSONAL**

Nadia Gomes Colhado was born Feb. 25, 1989 in Marialva, Parana (Brazil).

**CAREER TRANSACTIONS**

(1) Signed by Atlanta to a training camp contract, 4/4/14. (2) Signed by Atlanta to a training camp contract, 4/24/15. (3) Waived by Atlanta in July 2015. (4) Signed a free agent contract with Indiana, 2/28/17.

**COLHADO'S STATISTICS**

**REGULAR SEASON**

YR/TEAM	G-GS	MIN	FGM-A	PCT	3FGM-A	PCT	FTM-A	PCT	OR	DR	TR	AVG	AST	PF-DQ	ST	TO	BKS	PTS	AVG
2014 ATL	16-0	127	21-42	.500	0-0	.000	2-7	.286	4	25	29	1.8	1	23-0	5	8	6	44	2.8
2015 ATL	6-0	32	3-6	.500	0-0	.000	0-0	.000	1	1	2	0.3	1	6-0	1	2	4	6	1.0
<b>2 YEARS</b>	<b>22-0</b>	<b>158</b>	<b>24-48</b>	<b>.500</b>	<b>0-0</b>	<b>.000</b>	<b>2-7</b>	<b>.286</b>	<b>5</b>	<b>26</b>	<b>31</b>	<b>1.4</b>	<b>2</b>	<b>29-0</b>	<b>6</b>	<b>10</b>	<b>10</b>	<b>50</b>	<b>2.3</b>

**PLAYOFF STATISTICS**

YR/TEAM	G-GS	MIN	FGM-A	PCT	3FGM-A	PCT	FTM-A	PCT	OR	DR	TR	AVG	AST	PF-DQ	ST	TO	BKS	PTS	AVG
2014 ATL	DID NOT PLAY																		

**COLHADO'S CAREER HIGHS**

**REGULAR SEASON**

MIN:	24, at CON, 8/17/14	AST:	1, vs. IND, 6/16/15 at SEA, 8/17/14
FGM:	4, vs. PHO, 8/13/14	ST:	1, six times (most recent at CON, 6/14/15)
FGA:	7, at CON, 8/17/14	BKS:	2, vs. CHI, 6/19/15 at CON, 8/17/14 vs. CHI, 6/7/14
3-pt FGM:	0	PTS:	8, vs. PHO, 8/13/14
3-pt FGA:	0		
FTM:	1, at SEA, 8/7/14 vs. CHI, 7/13/14		
FTA:	2, at SEA, 8/7/14 vs. CHI, 7/13/14 vs. CHI, 6/7/14		
OR:	1, five times (most recent vs. NY, 6/21/15)		
DR:	6, at CON, 8/17/14		
TR:	7, at CON, 8/17/14		

# CANDICE DUPREE



**POSITION:** Forward

**WNBA YEARS:** 11

**HEIGHT:** 6-2

**WEIGHT:** 178

**BORN:** August 16, 1984 in Midwest City, Okla.

**HIGH SCHOOL:** Paul R. Wharton (Tampa, Fla.)

**COLLEGE:** Temple '06

**DRAFTED:** By Chicago, first round, 2006 WNBA Draft (6th overall)

**ACQUIRED:** From Phoenix, with a 2017 second-round draft pick, as part of a three-team trade; Indiana sent Lynetta Kizer and first-round draft pick to Connecticut, 2/21/17



# 4

An accomplished pro in the WNBA, overseas and in international competition, Candice Dupree joins Indiana in 2017 as the centerpiece of a three-team February trade involving Phoenix and Connecticut...Indiana acquired Dupree and a second-round draft pick from the Mercury...the Fever dealt Lynetta Kizer and a first-round draft pick to Connecticut...the Sun sent Camille Little and Jillian Alleyne to Phoenix...following Tamika Catchings, Katie Douglas and Tangela Smith, Dupree will become the fourth player ever to represent the Fever with more than 5,000 points during their WNBA career.

Dupree shot 54 percent from the floor while averaging 11.3 points and 5.3 rebounds during 32 games in 2016...she ranks 11th among all-time rebounders (2,378) in the WNBA and is 15th on the WNBA's career scoring chart (5,107)...she needs 70 rebounds to pass Yolanda Griffith as the 10th-leading rebounder in league history...she ranks first among active WNBA players in 2-point FG's (2040) and is second in WNBA history (170 shy of Lisa Leslie)...her 50.3 career field goal percentage is 17th in WNBA history...Dupree is a five-time WNBA All-Star (2006, 2007, 2009, 2014, 2015), including a starting role in 2015...she was a member of the All-Rookie Team in 2006, and she has received Western Conference Player of the Week honors four times.

She is regarded as an active, athletic rebounder and defender, boasting 60 career double-doubles including a franchise-record 32 career double-doubles with Phoenix...she owns 26 career games with at least 20 points and 10 rebounds...she set a Mercury record with 10 double-doubles during 2011, and another record with four consecutive from June 10-21, 2011...her 34 double-digit rebounding games with Phoenix are the most in franchise history...she holds three of the top four single-game rebounding efforts in Mercury history, including a record 19 rebounds on Sept. 3, 2011...she has averaged double-figure scoring through each of 11 seasons, and boasts career averages of 14.7 points and 6.9 rebounds per game, spending the past seven seasons with the Mercury.

Drafted by Chicago in 2006, she started all but one contest with the Sky through four seasons before being dealt to Phoenix in a three-team trade on March 30, 2010...her 66.4 percent shooting in 2010 was a Phoenix franchise record for a season...her career shooting percentage in the postseason, 56.9 percent, is seventh in league history...she shot 9-of-9 on June 12, 2010 to set the Mercury record for most shots made without a miss, and her 14 consecutive field goals made from June 10-12, 2010, tied the second-best mark in WNBA history...she averages 50.3 percent shooting in her career, including five seasons among the WNBA's top ten in percentage.

Defensively, she averages just shy of one steal (0.9) and one blocked shot (0.7) per game in her WNBA career...durability has long been a Dupree characteristic, including 34 starts in five of the past seven seasons...she has played 32 or more games in 10 of her 11 WNBA seasons...in all, Dupree has started 343 of 347 games since her arrival in the league in 2006...she started 151 consecutive games from 8/5/07 to 6/17/12, the ninth-longest streak in league history...the final 77 games of that streak stand as the fifth-longest streak in Phoenix history...she started every game of the Mercury's championship season of 2014, and helped lead Phoenix to at least the conference finals or WNBA semifinals in each of six playoff appearances. In six playoff seasons with the Mercury, she was a 56.9 percent shooter while

averaging 14.8 points and 5.7 rebounds per game.

Noting international and overseas experience, Dupree was a finalist for the 2016 U.S. Olympic Women's Basketball Team...she is a two-time gold medalist with USA world championship teams in 2010 and 2014...playing overseas in Poland, Slovakia, Russia and China, she was named the top power forward in Europe in 2011 by EuroBasket.com, and the EuroLeague Defensive Player of the Year in 2010.

Dupree starred at Temple under coach Dawn Staley, and joined Staley in 2006 as the only coach-player duo ever to compete against each other in the WNBA, prior to Staley's retirement from playing after the 2006 season.

Her smooth, efficient game is often compared to that of Tim Duncan...as a longtime Indiana opponent, she owns two of the top seven opponent rebounding marks against the Fever...she posted a career-high 20 boards at Chicago (8/7/07) and 18 at Phoenix (6/19/11)...she owns four career double-double games against the Fever.

**PRO-WNBA**

**2016:** Dupree started and played in 32 regular season games for Phoenix, averaging 11.3 points and 5.3 rebounds per game...she shot 54.1 percent from the floor to mark her fourth straight season above 50 percent shooting, and the sixth in seven years...she finished ninth in the WNBA in FG percentage...she reached double-figure scoring 18 times to move into 15th place among the league's all-time scoring leaders...she moved into 11th place among WNBA career rebounders...she posted season highs with 26 points at New York, 6/26, and 10 rebounds at Connecticut, 9/2.

**2015:** Selected as a starter for the WNBA All-Star Game, it marked Dupree's fifth All-Star appearance overall and her first as a starter...she averaged 14.1 points and 5.1 rebounds per game, and finished the season ranked sixth in the WNBA in field goal percentage (51.2%) and minute per game (31.2)...she scored in double figures 26 times and finished with six games of 20+ points...Dupree netted a season-high 27 points in a win at Atlanta, 8/2...she made a season-high 10 field goals two days later against Tulsa, 8/4...it was her only season with the Mercury without at least one double-double...she recorded over 1,000 minutes of playing time for the ninth time in her career.

**2014:** During the Mercury's championship season, Dupree started all 34 regular season games, with averages of 14.5 points and 7.6 rebounds per game...she also dished a career-best 80 assists...she finished the season ranked sixth in the WNBA in field goals made (210), eighth in FG percentage (53.3%) and ninth in minutes played (1062)...she scored in double-digits on 25 occasions, including 20 straight from June 7 to July 31...she scored a season-high 26 points twice, with 12 field goals made in each game: at San Antonio, 6/7, and vs. Chicago, 7/2...her field goal percentage was the second-best of her career...she recorded eight double-doubles tied teammate Brittney Griner for 10th in the WNBA...she scored 18 or more points 13 times overall, with a streak of five straight from June 7-18...she was named to her fourth All-Star Game appearance.

**2013:** Dupree played and started in 32 games for the Mercury, posting a 15.2-point scoring average, one of four seasons with an average of 15 points or more...she scored in double figures in 29 of 32 games, including a streak of 23 in-a-row from

June 27 to Sept. 11...it was the second-longest streak of her career and the third-longest in the WNBA in 2013...she averaged 6.4 rebounds overall...she averaged 16.1 points and 6.5 boards over her final 24 games...Dupree shot better than 60 percent 11 times, and finished the year at 51.5 percent from the floor...her 89.7 percent clip from the foul stripe was sixth-best in the WNBA...she had a pair of 20-point, 10-rebound efforts and four double-doubles, the most of any Phoenix player...she was suspended one game, 6/14, for making contact with a game official during a win over Indiana, 6/8.

**2012:** Despite entering the season with just one game missed in her career, Dupree missed 21 games due to a left knee injury...she missed 21 of the team's last 25 games, after previously missing just one of 212 games to begin her career...before the injury, she reached double-figure scoring in eight straight games to start the season, including a 31-point effort at Tulsa, 5/22...it was the second 30+ scoring performance of her career...she finished her shortened season with averages of 13.2 points and 4.8 rebounds.

**2011:** Dupree was the only Mercury player to start all 34 games, finishing the season with the 10th longest streak of consecutive starts (142) in WNBA history, then the longest active streak in the league...she ranked fifth in the league with a franchise-record 8.2 rebounds per game, and 13th in the WNBA with 14.6 points per game...she ranked second in the league while shooting 54.8 percent from the field...she led Phoenix in minutes played (1,075), field goal percentage and rebounding...she shot at least 60 percent from the field 14 times...she surpassed the 3,000-point plateau for her career on Aug. 23, and on Sept. 8 became the 19th player in WNBA history with 3,000 career points and 1,500 career rebounds...she posted four consecutive double-double efforts (June 10-21) to match the longest streak in Mercury history...she scored a season-high 27 points at Washington, 8/28, and pulled down a franchise-record 19 rebounds against LA, 9/3...she had 22 points to go with 19 boards in the game against LA, and had another game with 21 points and 18 rebounds, 6/19 against Indiana...her 279 total rebounds set a new Phoenix single-season mark, and her 11 games with double-digit rebounds set another Phoenix record.

**2010:** Dupree started all 34 games in her first season with the Mercury, averaging 15.7 points and 7.6 rebounds per game...she ranked second in the WNBA with a career-high 93.6 percent free throw clip...she was seventh in the WNBA in rebounding and 12th in scoring...she set a Mercury record with a 66.4 percent shooting clip for the season, leading the WNBA with the second-best figure in league history...she made 14 consecutive field goals from June 10-12, tying the second-longest streak in WNBA history...she recorded team highs of 17 points and 10 rebounds vs. Los Angeles, 5/15, in her Phoenix debut...she set a franchise record for the most field goals made in a game without a miss (9-of-9) vs. Tulsa, 6/12...she shot better than 80 percent from the field in eight games...in July alone, she averaged 22.3 points and 9.3 rebounds per game, while shooting 69.7 percent (85-of-122) and recording three double-doubles...she was named Western Conference player of the week after a season-high 25 points and a game-high 12 rebounds against LA, 7/6...the 1,000th rebound of her career pushed her over 2,000 points and 1,000 rebounds, 5/25 at Tulsa.

**2009:** Dupree earned her third All-Star nod while averaging

## CANDICE DUPREE

ing 15.7 points and 7.9 rebounds with Chicago...starting all 34 games for the Sky, she finished third in the WNBA in rebounding, 11th in scoring and second in minutes (34.9)...she netted a career-high 24 3-pointers (24-of-62, 38.7%), but has never made more than one in any other season...she registered a season-high 28 points at Seattle, 7/12...she reached 20 points on 11 occasions, and double-figure rebounds also 11 times...her nine double-doubles ranked third in the WNBA.

**2008:** In 34 starts for the Sky, Dupree posted 16.3 points per game and 7.9 rebounds per game...her 270 total rebounds were the most of her career...she ranked 11th in the WNBA in scoring and third in rebounding...she was fifth in the league with 45 total blocked shots, and ninth with 1.3 blocks per game...she scored a season-high 28 points on two occasions: at Phoenix, 6/20 and at Houston, 7/26.

**2007:** An All-Star reserve for the second straight season, she appeared in and started 33 games for the Sky...her 16.5-point scoring average was the best of her career, and 11th in the WNBA...she grabbed 7.7 rebounds per contest including a Sky record 20 against Indiana, 8/7...she had a season-high 29 points vs. Connecticut, 5/31...she was named Eastern Conference player off the week, 6/17.

**2006:** In her first pro season, Dupree was a member of the WNBA All-Rookie Team and earned her first All-Star appearance...chosen with the sixth pick in the WNBA Draft, she averaged 13.7 points and 5.5 points per game for Chicago...she played in all 34 games, starting 31...she posted a season-high 25 points on 10-of-16 shooting against Indiana, 7/30...she eclipsed 20 points on five occasions, three times against New York and twice against the Fever...she finished her first pro season with 24 points on 10-of-14 shooting at Bankers Life Fieldhouse, 8/13...she posted two double-doubles as a rookie, including 12 points and a season-high 12 rebounds vs. Seattle, 6/15.

### PLAYOFFS

Dupree helped lead Phoenix to at least the conference finals or WNBA semifinals in each of six playoff appearances...in six playoff seasons with the Mercury, she was a 56.9 percent shooter while averaging 14.8 points and 5.7 rebounds per game...her postseason shooting percentage of 56.9 percent is 7th in WNBA history...her career scoring high in the postseason came in her 2010 playoff debut against San Antonio, 8/26, netting 32 points on 12-of-17 shooting.

**2016:** Dupree had 5-game playoff averages of 9.6 points and 3.8 rebounds while helping lead No. 8-seed Phoenix past No. 5 Indiana and No. 3 New York in first- and second-round upsets...Phoenix fell to top-seeded Minnesota, 3-0, in the WNBA Semifinals...her high scoring game was 14 points in a second-round win at New York, 9/24.

**2015:** Dupree averaged 11 points and 45.2 percent shooting in four playoff games for Phoenix...Phoenix dispatched Tulsa 2-0 in the West semifinals before falling 2-0 to Minnesota in the West finals...she posted a season-high 16 points in a Game 2 loss to the Lynx, 9/27, in Phoenix.

**2014:** Helping Phoenix to a WNBA championship, Dupree averaged 16.4 points on 66.3 percent shooting in eight Mercury playoff games...she pulled down 5.5 caroms per game in the Mercury's playoff run...she shot 74.4 percent (29-of-39) while averaging 20.0 points in three WNBA Finals games against Chicago...her 13 FGs (13-of-17) in Game 1 at Chicago tied the second-most in a Finals game (14 by Nykesha Sales in 2004; 13 by Angel McCoughtry in 2010)...she had season highs of 26 points in Game 1 against Chicago, 9/7; and 24 points on 11 FGs (11-of-16) in the Game 3 clincher at Chicago, 9/12.

**2013:** Dupree averaged 15.0 points and 6.4 rebounds during a five-game playoff stint against Los Angeles and Minnesota...her scoring high was a 22-point performance in a Game 3 West Semifinals clincher at LA, 9/23.

**2011:** She contributed 15.4 points and 5.6 rebounds per game during two Western Conference series against Seattle and Minnesota...Dupree scored a season-high 29 points in Game 2 of the West semis against Seattle, 9/17, and helped Phoenix advance with 20 points against the Storm in Game 3, 9/19.

**2010:** Phoenix swept San Antonio 2-0 in the West semis, then lost 0-2 to Seattle in the West finals...Dupree reached double-figure scoring in all four games and contributed 11 rebounds in Game 2 at San Antonio, 9/28, and Game 1 at Seattle...she poured in a career-high 32 points in her postseason debut against San Antonio, 8/26.

### PRO-OVERSEAS:

Dupree is a three-time Euroleague Women All-Star (2011, 2010, 2009) and a starter in 2010 and 2011...Eurobasket.com tabbed her as the top power forward in EuroLeague in 2011.

**2016-17:** With USK Praha in Czech Republic, Dupree averaged 15.7 points and 6.4 rebounds in domestic league action...she averaged 10.9 points and 4.9 rebounds in EuroLeague play.

**2015-16:** She played in five games for USK Praha in the Czech League before breaking her finger and missing the remainder of the season...she averaged 12.6 points on 52.6 percent shooting and 4.2 rebounds per game.

**2014-15:** Dupree played 10 games with Zhejiang Far East in China, with averages of 18.5 points and 10.6 rebounds, before moving to Nadezhda Orenburg in the Russian League...she posted 14.6 points and 6.1 rebounds in domestic action, and 11.7 points with 6.1 boards in EuroLeague.

**2013-14:** In Russia with Dynamo Kursk, Dupree averaged 11.1 points and 5.5 rebounds in domestic action, and 14.4 points and 7.4 boards in EuroLeague.

**2012-13:** Dupree scored 12.1 points with 7.0 rebounds per contest with Spartak Moscow Region under coach Pokey Chatman...she averaged 14.6 points and 6.6 rebounds while helping Spartak to a fifth-place EuroLeague finish.

**2011-12:** Fifth in the Russian League with 15.0 points per game, Dupree helped Spartak Moscow Region to a sixth-place EuroLeague finish with 14.1 points and 6.2 rebounds per game.

**2010-11:** Playing for Good Angels in Kosice, Slovakia, she averaged a double-double with 15.4 points and 10.2 rebounds in 13 EuroLeague games...she was fourth in EuroLeague in rebounding and named the league's top power forward by Eurobasket.com.

**2009-10:** Dupree was the top rebounder and shot blocker in EuroLeague, posting averages of 11.0 rebounds and 1.4 blocks per game with Good Angels in Kosice, Slovakia...she was third in scoring with 18.9 points per game.

**2008-09:** Dupree played in Krakow, Poland with Wisla Can-Pack, averaging 12.0 points and 5.8 rebounds in the Polish League. She posted EuroLeague averages of 12.3 points and 9.2 rebounds per game.

**2007-08:** Dupree averaged 12.5 points and 6.5 rebounds per game in the Polish League, she scored 9.5 points and pulled down 6.3 caroms per contest with Wisla-Can Pack in Krakow.

**2006-07:** Dupree signed with NUR Kazan in the Russian Superleague, but left the club in November.

### INTERNATIONAL

Dupree has been a two-time finalist for U.S. Olympic Women's Basketball Teams (2012, 2016), and a two-time gold medalist with USA world championship teams (2010, 2014).

**2016:** She was a 2016 U.S. Olympic Team finalist.

**2014:** Dupree won a gold medal with Team USA at the FIBA World Championships for Women in Turkey, where she averaged 5.7 points and 3.5 rebounds.

**2013:** She participated in the 2013 USA National Team mini-camp Oct. 4-6 in Las Vegas.

**2012:** She was a 2012 U.S. Olympic Team finalist.

**2010:** A member of the 2010 USA World Championship Team that posted a 9-0 slate, captured the gold medal and qualified the U.S. for the 2012 Olympic Games, Dupree started five games and averaged a team-best 6.0 rpg...she shot a USA World Championship record 75.0 percent (39-52 FGs) from the field in fewer than 17 minutes a game...she helped the USA to a 3-1 pre-World Championship exhibition slate, including 13 points and eight boards as the USA National Team defeated the WNBA Stars, 99-72, in the "WNBA vs. USA Basketball: Stars at the Sun" game, 7/10.

**2009:** Dupree aided the USA to a 3-0 mark and the 2009 UMMC Ekaterinburg International Invitational title.

**2005:** She was a member of the 2005 USA World University Games Team that claimed the gold medal with a perfect 7-0 record in Izmir, Turkey.

### COLLEGE



Graduated from Temple University, where she played for WNBA great Dawn Staley. The two later became the only coach-player duo to compete against each other in the WNBA in 2006...as a senior, played in every game for the Owls, averaging 17.4 points and 8.0 rebounds...during her four years at Temple, the Owls posted an 87-37 record (.702), earned three Atlantic 10 Conference Tournament crowns and competed in three NCAA Tournaments...in the 2005, the Owls earned their first win in NCAA Tournament history...Dupree was a WBCA/State Farm Wade Trophy, John R. Wooden Award, Naismith Award and Senior C.L.A.S.S. Award finalist as a senior...she earned AP All-America honors twice: third team (2006) and honorable mention (2005)...she was a two-time Atlantic 10 Player of the Year, Atlantic 10 Defensive Player of the Year and Philadelphia Big Five Player of the Year (2005, 2006)...she earned All-A10 honors and was named to the A10 All-Defensive Team from 2004-06...she was part of the Atlantic 10 All-Rookie Team in 2003, and the A-10 Tournament MVP in 2004, 2005 and 2006.

### PERSONAL

Born Candice Joanna Dupree on Aug. 16, 1984, she hails from Tampa, Fla....she is the daughter of Patricia Mungenast and Toussaint Dupree...she has two sisters: Crystal, a twin, and Shayna, several years younger...both her mother and father are retired from the Air Force...she remains close to her mother, who she describes as her biggest inspiration and craziest fan...Dupree was married Nov. 4, 2016, to former Mercury teammate DeWanna Bonner...she plays the saxophone and has a dog named Little Bit, a Shihpoo (half schitzoo and half toy poodle)...one of the most interesting places she's visited is Auschwitz, Poland, near where she played during the 2007-08 and 2008-09 winter seasons...she loves to shop for sneakers and owns a women's clothing boutique in Tampa, Fla., she was named 2002 Federal Division and Tampa Tribune Player of the Year while at Wharton High School...Dupree was named all-state second team and All-Suncoast first team in 2002...she also played volleyball in high school, earning one district title.

### CAREER TRANSACTIONS

(1) Drafted by the Chicago Sky with the sixth overall pick, first round, in the 2006 WNBA Draft, 4/5/06. (2) Traded by Chicago to Phoenix, 3/30/10, as part of a three-team trade with the Sky, Mercury and Liberty. (3) Signed contract extension with Phoenix, 9/21/13. (4) Signed contract extension with Phoenix, 8/17/14. (5) Acquired by Indiana in a three-team trade involving Phoenix and Connecticut, 2/21/17.

### DUPREE'S STATISTICS

# CANDICE DUPREE

## REGULAR SEASON

YEAR	G-GS	MIN	FG-A	PCT	3FG-A	PCT	FT-A	PCT	OR	DR	TR	AVG	AST	PF-DQ	ST	TO	BLK	PTS	AVG
2006 CHI	34-31	1034	186-407	.457	0-5	.000	95-122	.779	55	133	188	5.5	60	72-0	43	60	25	467	13.7
2007 CHI	33-33	1078	210-471	.446	0-5	.000	124-160	.775	79	175	254	7.7	46	82-1	29	81	41	544	16.5
2008 CHI	34-34	1119	208-455	.457	1-7	.143	138-177	.780	77	193	270	7.9	78	78-0	36	98	45	555	16.3
2009 CHI	34-34	1186	205-476	.429	24-62	.387	102-130	.785	76	192	268	7.9	75	54-0	35	81	41	534	15.7
2010 PHO	34-34	1014	231-348	.664	0-1	.000	73-78	.936	75	182	257	7.6	45	84-0	35	67	28	535	15.7
2011 PHO	34-34	1075	198-361	.548	1-6	.167	98-115	.852	86	193	279	8.2	61	74-1	19	67	25	495	14.6
2012 PHO	13-12	345	71-147	.483	0-1	.000	30-37	.811	16	46	62	4.8	17	20-0	8	27	7	172	13.2
2013 PHO	32-32	1057	204-396	.515	0-3	.000	78-87	.897	48	156	204	6.4	61	58-0	34	65	13	486	15.2
2014 PHO	34-34	1062	210-394	.533	0-0	.000	73-86	.849	41	216	257	7.6	80	47-0	29	48	18	493	14.5
2015 PHO	33-33	1028	192-375	.512	0-1	.000	81-101	.902	40	128	168	5.1	55	46-0	34	48	12	465	14.1
2016 PHO	32-32	930	152-281	.541	0-1	.000	57-72	.792	39	132	171	5.3	61	58-1	26	34	5	361	11.3
<b>11 YEARS</b>	<b>347-343</b>	<b>10,928</b>	<b>2066-4111</b>	<b>.503</b>	<b>26-92</b>	<b>.283</b>	<b>949-1165</b>	<b>.815</b>	<b>632</b>	<b>1746</b>	<b>2378</b>	<b>6.9</b>	<b>639</b>	<b>673-3</b>	<b>328</b>	<b>674</b>	<b>260</b>	<b>5107</b>	<b>14.7</b>

## PLAYOFF STATISTICS

YEAR	G-GS	MIN	FG-A	PCT	3FG-A	PCT	FT-A	PCT	OR	DR	TR	AVG	AST	PF-DQ	ST	TO	BLK	PTS	AVG
2010 PHO	4-4	129	34-54	.630	0-0	.000	15-16	.938	10	23	33	8.3	5	13-0	6	2	3	83	20.8
2011 PHO	5-5	163	35-58	.603	0-1	.000	7-8	.875	11	17	28	5.6	3	16-1	3	10	4	77	15.4
2013 PHO	5-5	170	35-71	.493	0-0	.000	5-6	.833	5	27	32	6.4	10	12-0	2	10	1	75	15.0
2014 PHO	8-8	273	61-92	.663	0-1	.000	9-10	.900	8	36	44	5.5	9	14-0	12	17	4	131	16.4
2015 PHO	4-4	121	19-42	.452	0-0	.000	6-8	.750	6	15	21	5.3	6	5-0	5	4	0	44	11.0
2016 PHO	5-5	157	21-43	.488	0-0	.000	6-6	1.000	4	15	19	3.8	9	9-0	3	7	1	48	9.6
<b>6 YEARS</b>	<b>31-31</b>	<b>1013</b>	<b>205-360</b>	<b>.569</b>	<b>0-2</b>	<b>.000</b>	<b>48-54</b>	<b>.889</b>	<b>44</b>	<b>133</b>	<b>177</b>	<b>5.7</b>	<b>42</b>	<b>69-1</b>	<b>31</b>	<b>50</b>	<b>13</b>	<b>458</b>	<b>14.8</b>

## DUPREE'S CAREER HIGHS

### REGULAR SEASON

MIN:	52, vs. SEA, 7/14/10	MIN:	40, at CHI, 9/12/14
FGM:	14, at TUL, 5/22/12		at MIN, 8/31/14
FGA:	26, at DET, 7/10/07	FGM:	13, vs. CHI, 9/7/14
3-pt FGM:	3, at SEA, 7/12/09	FGA:	19, at LA, 9/23/13
	vs. ATL, 6/12/09	3-pt FGM:	0
3-pt FGA:	5, vs. CON, 8/1/09	3-pt FGA:	1, vs. LA, 8/22/14
	vs. ATL, 6/12/09		at SEA, 9/19/11
FTM:	11, at ATL, 8/2/15	FTM:	8, vs. SAN, 8/26/10
FTA:	13, at ATL, 8/2/15	FTA:	9, vs. SAN, 8/26/10
OR:	8, vs. IND, 6/19/11	OR:	5, at SEA, 9/2/10
	vs. LA, 6/3/08	DR:	8, at MIN, 9/24/15
DR:	17, at SAN, 8/17/14		at MIN, 8/31/14
TR:	20, vs. IND, 8/7/07		at SAN, 8/28/10
AST:	7, vs. DET, 8/31/08	TR:	12, at MIN, 9/24/15
ST:	5, at SAC, 7/7/09	AST:	6, at CHI, 9/12/14
BKS:	4, four times	ST:	3, at TUL, 9/19/15
	(most recent: vs. LA, 5/26/12)		at LA, 8/24/14
PTS:	32, at MIN, 7/24/10	BKS:	3, vs. SEA, 8/17/11
		PTS:	32, vs. SAN, 8/26/10

### PLAYOFFS

# JAZMON GWATHMEY



**POSITION:** Guard

**WNBA YEARS:** 1

**HEIGHT:** 6-2

**WEIGHT:** 158

**BORN:** Jan. 24, 1993 in Bealeton, Va.

**HIGH SCHOOL:** Lake Taylor (Norfolk, Va.)

**COLLEGE:** James Madison '16

**DRAFTED:** By Minnesota, second round, 2016 WNBA Draft (14th overall)

**ACQUIRED:** From San Antonio, in exchange for a 2018 third-round draft pick, 5/9/17



# 1



@Jazmon\_G  
TWITTER

The second pick of the second round in the 2016 WNBA Draft, Gwathmey was traded by Minnesota to San Antonio on draft night, and she proceeded to play in 22 games with the Stars as a rookie...she was traded to Indiana on May 9, just prior to the close of training camp in 2017...the 6-2 guard adds size and shooting depth to the Fever backcourt.

**PRO – WNBA**

**2016:** Gwathmey averaged 3.3 points, 1.7 rebounds and 0.7 assists during 22 games with San Antonio...she made 10 starts for the Stars and shot 33 percent from 3-point range (9-of-27)...she entered the starting lineup following the Olympic Break and scored a season-high 16 points in her first start at Washington, 8/28, with 2-of-4 shooting from 3-point range...she logged a season-high five rebounds against Los Angeles, 9/1.

**PRO – OVERSEAS**

**2015:** In her first visit outside the United States, Gwathmey played in Canberra, Australia where she averaged 8.2 points, 4.5 rebounds and 1.5 assists with the Canberra Capitals.

**COLLEGE**

The third James Madison player ever drafted in the WNBA (Tamera Young, Lauren Okafor), Gwathmey finished her collegiate career eighth all-time in JMU scoring with 1,555 career points, second all-time in JMU blocks with 173 and fourth in total games played by playing in 136 JMU contests...said JMU coach Kenny Brooks, "(Jazmon is) the most dominant player

in this league I've seen, other than Elena Delle Donne"...the 2015-16 Colonial Athletic Conf. Player of Year finished JMU career ranked 2nd in program history in blocks, 7th in FGM, 8th in points...she started 120 games, tied for fourth-most in program history.

**2015-16:** The CAA Player of the Year, Gwathmey led James Madison to 2016 CAA Championship...she was named to All-CAA First Team and All-CAA Defensive Team, and won CAA Tournament Most Outstanding Player for third consecutive year ... she earned CAA player of the week on five different occasions, and became the 29th player in JMU history to reach 1,000 career points...she scored in double figures in 30 of 33 games played, and finished the season ranked 15th in the NCAA in blocks (46)...her 251 field goals made were the second-highest single-season total in James Madison history.

**2014-15:** The CAA Tournament Most Outstanding Player for second consecutive year, Gwathmey was on the CAA All-Tournament Team and All-CAA Third Team...she recorded a double-double in the CAA Championship Game against Hofstra (17 points, 11 rebounds)...she scored a season-high 22 points against American, 11/20...she became the eighth player in school history to reach 100 blocks, and averaged 9.4 points per game as a junior.

**2013-14:** A member of the CAA All-Defensive Team, Gwathmey was the CAA Tournament Most Outstanding Player as a sophomore...she ranked third on the team in offensive rebounds with 78...she registered season highs of 20 points and 14 rebounds in the CAA Championship Game against Dela-

ware...her 56 blocks as a sophomore were the most of her college career, and second in JMU history for a single season...she averaged 10 points per game.

**2012-13:** The CAA All-Rookie standout led JMU in blocks (34) and finished third on the team in rebounds (199)...she ranked 9th in CAA in blocks and 14th in CAA in offensive rebounds...she scored a season high in points (17) against Towson, 2/21...she racked up a season-high 14 rebounds in an 11-point win over Towson, 3/15...she averaged 6.2 points and 5.5 rebounds per game.

**PERSONAL**

Of Puerto Rican descent on her mother's side of the family, Jazmon Gwathmey is the daughter of Iris Campos and William Gwathmey...she attended Liberty High School in Bealeton, Va., where she averaged 14.5 points, 7.1 rebounds, 5.0 assists, 3.1 steals and 2.0 blocks in 47 career games...she was a sports and recreation management major at JMU...she is engaged to Emya Lee.

**CAREER TRANSACTIONS**

(1) Drafted by Minnesota in the second round (14th overall) of the 2016 WNBA Draft, 4/14/16. (2) Draft rights traded to San Antonio, in exchange for Jia Perkins, 4/14/16. (3) Traded to Indiana, in exchange for a 2018 third-round draft pick, 5/9/17.

**GWATHMEY'S STATISTICS**

**REGULAR SEASON**

YR/TEAM	G-GS	MIN	FGM-A	PCT	3FGM-A	PCT	FTM-A	PCT	OR	DR	TR	AVG	AST	PF-DQ	ST	TO	BKS	PTS	AVG
2016 SAN	22-10	351	27-78	.346	9-27	.333	10-13	.769	9	29	38	1.7	16	37-0	8	11	8	73	3.3

**GWATHMEY'S CAREER HIGHS**

**REGULAR SEASON**

- MIN: 36:53, vs. LA, 9/1/16
- FGM: 5, at WAS, 8/28/16
- FGA: 8, vs. IND, 9/6/16
- vs. LA, 9/1/16
- at WAS, 8/28/16
- 3-pt FGM: 2, at WAS, 8/28/16
- 3-pt FGA: 4, at WAS, 8/28/16
- FTM: 4, at WAS, 8/28/16
- FTA: 4, at WAS, 8/28/16
- OR: 2, at WAS, 8/28/16
- DR: 5, vs. LA, 9/1/16
- TR: 5, vs. LA, 9/1/16
- AST: 4, vs. IND, 9/6/16
- ST: 2, vs. SEA, 7/20/16
- BKS: 2, vs. LA, 9/16/16
- PTS: 16, vs. WAS, 8/28/16

# BRIANN JANUARY



**POSITION:** Guard

**WNBA YEARS:** 8

**HEIGHT:** 5-8

**WEIGHT:** 144

**BORN:** January 11, 1987 in Spokane, Wash.

**HIGH SCHOOL:** Lewis and Clark (Spokane, Wash.)

**COLLEGE:** Arizona State '09

**DRAFTED:** By Indiana, first round, 2009 WNBA Draft (6th overall)



# 20



**@BriannJanuary**  
TWITTER



**@BJan\_20**  
INSTAGRAM

Indiana's ninth-year point guard is the Fever's longest tenured star and firmly entrenched as the most prolific point guard in franchise history...after leading the WNBA with a 43.1 percent 3-point clip in 2015, she enters 2017 with career averages of 8.9 points and 3.6 assists per game...since a sterling rookie performance in the 2009 WNBA Finals and a starring role in the Fever's 2012 WNBA championship, January's leadership helped guide Indiana back to the Finals again in 2015...she has asserted herself as a fixture in the Indiana lineup...January's defense, in particular, has become a trademark, evidenced by five consecutive WNBA All-Defensive Team honors from 2012-16...her "D" was identified as a significant factor in the Fever's four-game win over the Lynx in the 2012 championship series...she was heralded during her 2009 rookie campaign as one of the best steals of the WNBA Draft...she was chosen by Indiana with the sixth overall selection and immediately exhibited court savvy, maturity, strong defensive skills and a good shooting touch...during the Fever's 2009 run to the Finals, she posted playoff averages of 10.6 points and 3.0 assists per game...in the 2012 playoffs, she posted averages of 11.5 points and 3.8 assists per game...in last year's playoffs, she averaged 11.3 points with 5.0 assists per game...January and the Fever have never failed to make the WNBA Playoffs...she is the third-leading scorer in Fever history (2,006 points)...the third player with over 2,000 points in a Fever uniform, January is the club's leading active career scorer...she is second in club history with 811 assists and 502 free throws, and third in career 3-point field goals (224) and steals (262).

Beginning with the 2017-18 college season, she will assume a new role as assistant women's basketball coach at her alma mater, Arizona State.

### PRO-WNBA

**2016:** January averaged 9.7 points, 1.8 rebounds and a career-best 4.7 assists per game...she appeared in 29 games and started 27, after missing the first five games of the season while recovering from offseason knee surgery...named to the WNBA All-Defensive Team for the fifth straight season, she finished fourth in the WNBA in assists, fourth in assist-to-turnover ratio (2.67) and eighth in 3-point percentage (.392)...she became the third player in Fever history to reach the 2,000-point plateau, against Minnesota, 9/16...she missed the second double-double of her career while finishing with 12 points and a season-high nine assists in a win over Los Angeles, 7/19.

**2015:** Named to the WNBA All-Defensive Team for the fourth straight season, she started in 29 games, missing five games late in the year with knee and back pain following a collision against Atlanta, 8/28...she posted season averages of 8.1 points and 3.4 assists per game, and led all WNBA players with 25-of-58 (43.1%) shooting from 3-point range...she averaged a steal per game and posted at least 30 steals for the sixth time in her career...she tied a career high with four steals at Atlanta, 6/16.

**2014:** The Fever point guard earned her first Eastern Conference Player of the Week award and was later rewarded with her first All-Star appearance...she was one of three Fever stars to average double-figure points, scoring at a 10.3-point clip while averaging 3.7 assists per game...in May, she hit seven straight 3-point field goals to set a franchise record, and in three straight home games, the streak reached eight-in-a-row to earn her first

player of the week award with back-to-back 20-point games against Connecticut, 5/29, and New York, 5/31...representing the East in the All-Star Game in Phoenix, she scored nine points with three 3-pointers, and added four assists.

**2013:** Named to the WNBA All-Defense Team for the second time, January started in 32 of the Fever's 34 games while averaging 9.8 points and 3.7 assists...she averaged 15.5 points over her last four regular season games, reaching double figures in each...returning from a stomach illness two nights earlier, she blitzed Chicago, 9/6, with a career-high 23 points and a career-best five 3-pointers, shooting 8-of-16 from the floor and 5-of-7 from long distance...she had nine points while matching a season-high seven assists at Minnesota, 8/24...she scored 14 points on 6-of-11 shooting from the floor and a career-high seven rebounds against Connecticut, 7/6.

**2012:** January played in 31 games, starting in 26...she missed the last three games due to a concussion suffered at Minnesota, 9/17...she averaged 10.3 points, 1.8 rebounds 3.9 assists and 1.2 steals for the season...she had the sixth-best 3-point shooting percentage in the WNBA (.430) and made a career-high 46 3-pt FG...her best game featured a career-high 22 points, shooting 8-of-15 from the field and 3-of-6 from behind the arc against Phoenix, 8/25...she received her first league honor while named to the WNBA All-Defensive First Team.

**2011:** January started the team's first ten games before tearing her right ACL and missing the remaining 24 games...she recorded her first career double-double with 12 points and 10 assists vs. Tulsa, 6/14...she had a career high four steals vs. Chicago, 6/4...she finished her season with averages of 8.6 points and 5.0 assists per game.

**2010:** January appeared in 30 games with seven starts...initially thrust into the starting lineup for the Fever's first two games, she served mostly as a spot starter and top backup to veteran point guard Tully Bevilacqua...she averaged 7.4 points, 2.0 rebounds and 3.1 assists for the season...her top game featured season highs of 19 points and eight assists, while hitting 14 of 15 free throws at Washington, 7/24...she had a second game with eight assists at Phoenix, 8/8.

**2009:** Indiana's first-round pick started four of 33 games in which she appeared...she averaged 6.9 points, 2.3 assists, 1.9 rebounds and 1.09 steals per game...she posted a season-high 17 points against Detroit, 8/15...she had nine double-figure games and had a season-high six assists in three different games...among WNBA rookie rankings, January was second in assists and steals, fifth in free throw percentage and seventh in scoring and minutes per game.

### PLAYOFFS

January has reached the WNBA Finals on three occasions and averaged double-figure scoring throughout the playoffs in each of those seasons...she averages 10.7 points and 3.8 assists through 43 playoff games overall...January and the Fever have never failed to reach the playoffs...she is tied with Becky Hammon for ninth in WNBA postseason history with 173 career assists.

**2016:** January nearly collected the first postseason double-double of her career, finishing with 12 points and nine assists during a first-round loss to Phoenix.

**2015:** January appeared in the WNBA Finals for the third time in her career, guiding Indiana to a 5-game series with Minnesota while averaging 11.3 points and 5.0 assists through 11 postseason games...she posted a postseason career-high eight assists in three different games, and corralled a playoff career-high six steals in a decisive Game 3 of the East Finals at New York, 9/29...she scored 19 points against the Lynx in Game 1 of the Finals, and reached double figures in every game, averaging 15.4 points in the series...she played through a torn meniscus during Game 5, however, which resulted in offseason surgery.

**2014:** January averaged 12.8 points over five games in the East Semis and East Finals...she had 19 points with three 3-pointers in a Game 1 win over Chicago in the East Finals.

**2013:** January started in all four playoff games, finishing with a team-high 3.5 assists and adding 7.5 points per game...she had playoff highs of 16 points and six assists in the win at Chicago, 9/20, finishing 3-of-4 from long-range...she tied her playoff career high with five rebounds in the loss against Atlanta, 9/29.

**2012:** January started all 10 Fever playoff games...she averaged 11.5 points, 2.3 rebounds, 1.6 steals and a team-high 3.8 assists...she reach double-figure scoring in seven of the 10 games, including a 15-point, two-rebound and three-assist performance in Game 4 of the Finals against Minnesota, 10/21...she held All-Star and Olympian Seimone Augustus to single-digit scoring in each of Games 3 & 4 of the Finals to mark only the third and fourth time that had been done all season...her finest game may have been a 24-point, 7-assist effort at Atlanta in Game 2 of the East Semis, 9/30.

**2011:** She missed the playoffs due to a season-ending injury.  
**2010:** In three games against New York, she averaged 6.7 points and 2.0 assists per game.

**2009:** As a rookie, January appeared in all ten Fever playoff games...January averaged 10.6 points, 3.0 assists and 2.4 rebounds per game...she scored in double figures in five of 10 playoff games, including 16 or more points on three occasions...she led the team in 3-point percentage and was second on the team in free throw percentage...January averaged 12 points a game in the WNBA Finals...in Game 3 of the WNBA Finals against Phoenix, 10/4, she had a playoff-high 17 points...in Game 1 of the WNBA Finals at Phoenix, 9/29, she had 11 points to go along with seven assists.

### PRO-OVERSEAS:

**2014-15:** In 31 games with Adana ASKI in Turkey, she averaged 16.5 points with 4.0 assists per game, playing alongside Fever teammate Erlana Larkins.

**2013-14:** January averaged 12.3 points and led the Brazilian League with 4.4 assists while playing for Maranhao Basquete.

**2012-13:** January averaged 11.4 points, 3.2 rebounds and a league-leading 5.7 assists while playing for Ramat Hasharon Electra in Israel.

**2010-11:** She joined Raanana Hertzeliya of the Israeli League at mid-season and helped the club to the semifinal round of the playoffs...she averaged 14.5 points and 5.5 assists while sparking the club to a 7-4 regular season mark upon her arrival...she was named all-league honorable mention.

**2009-10:** January played with Tarsus in the Turkish League.

# BRIANN JANUARY

**INTERNATIONAL**

**2013-15:** January was a member of the USA Basketball Women's National Team Pool for 2014-16.

**COLLEGE**

The 2008 and 2009 Pac-10 Defensive Player of the Year, she was a First Team All-Pac 10 selection in 2009 and an honorable mention All-America pick as a junior and senior...she ended her career as Arizona State's all-time leader in assists (538) and free throw percentage (.830)...she was also among the Sun Devils' all-time leaders in steals (second, 272), free throws (second, 401), 3-point field goal percentage (fourth, .399), 3-point field goals (fifth, 132) and scoring (seventh, 1,317 points)...in 2008-09, she set the school's single-season record for 3-pt field goals (65)...she is the only player in school history to lead the team in steals and assists four straight years.

**2008-09:** Ranked second in the nation in 3-point FG pct. (.469) and 12th in assist-to-turnover ratio (2.1-to-1), January led the Pac-10 in assists (4.7), 3-point FG percentage (.469) and assist-to-turnover ratio...she was second in steals (2.3) and fourth in FT pct. (.840)...she averaged 13.8 points, 5.8 assists and 1.5 steals in ASU's four NCAA Tournament games...she scored a career-best 25 points and tied a school record with seven 3-pointers in ASU's 73-59 win at UC Davis, 12/3...she nearly posted a double-double with 10 points, nine assists and two steals in ASU's NCAA first-round win over Georgia...she matched her scoring high in an NCAA Tournament game with 22 points to go along with five assists, two steals and a block in ASU's 84-69 win over Texas A&M in the Trenton Regional semifinal, 3/29.

**2007-08:** She was selected an All-Pac-10 All-Academic Honorable Mention...she finished the season ranked first in the Pac-10 in free throw percentage (.864) and steals (2.18) while ranking third in assists (4.39), fifth in assist-to-turnover ratio and 15th in scoring (11.3)...she scored in double figures 23 times, including a 22-point performance against Texas, 12/22... she averaged 13.8 points while connecting on 55.2 percent of her shots (16-29), including 54.5 percent from beyond the arc (6-of-11), and 85 percent of her free throws (17-of-20) in ASU's four Pac-10 and NCAA Tournament contests.

**2006-07:** An honorable mention All-Pac-10 selection, she finished third in the league in steals (2.1), fourth in assists (4.0), fourth in assist-to-turnover ratio (1.67-to-1) and sixth in free

throw percentage (81.7)...she also earned Pac-10 Honorable Mention Academic honors...a starter in 34 games, she led ASU in assists and steals and was second in scoring (10.2) and free throw percentage...in the postseason, she averaged 14.0 ppg while connecting on 26-of-28 FGs (.929) and 10-of-19 3-pt FGs (.526) in the Pac-10 and NCAA Tournaments...she posted season-best numbers in points (22) and steals (6) in ASU's 80-69 win over UCLA, 2/18.

**2005-06:** She was named to the Pac-10's All-Freshman Team after a season in which she led ASU in assists (86) and steals (46)...her 86 assists represented the second-highest total ever for a Sun Devil freshman...she had one or zero turnovers 13 times...she turned in an outstanding effort in ASU's 62-59 upset of No. 11 Stanford, 2/16, leading the team with a season-best 13 points to go with six assists and four steals.

**PERSONAL**

Full name is Briann Jolie January...she was born January 11, 1987 in Spokane, Wash...she majored in Education and Society at ASU...her father Barry is a karate instructor and her mother, Sally, is a teacher...she has a younger sister, Kiara (19)... Briann holds a black belt in karate...a 2005 graduate of Lewis and Clark High School in Spokane, Wash., she earned first-team all-state honors from both the AP and the Seattle Times as a senior...she earned WBCA High School All-America honors in 2005, in addition to being a four-time, first-team All-Greater Spokane League honoree...she led Lewis and Clark to a 25-3 record and an appearance in the state semifinals as a senior, averaging 13 points a game in her final season...she was named the team MVP in each of her four seasons...she earned second-team all-state honors as a junior in 2004 and was a 2002 BCI All-American as a freshman...a four-year letterwinner in both basketball and track and field, she captained the basketball team all four seasons and served as a team captain in track and field as a senior...she won the state high jump title in 2004, with her personal best in the



high jump being 5'8"...she played club basketball for the Spokane Stars.

**CAREER TRANSACTIONS**

(1) Drafted by the Indiana Fever with the sixth overall pick, first round, in the 2009 WNBA Draft, 4/9/09. (2) Signed a free agent contract with Indiana, 2/5/13. (3) Signed a contract extension with Indiana, 8/31/15.

**JANUARY'S STATISTICS**

**REGULAR SEASON**

YEAR	G-GS	MIN	FG-A	PCT	3FG-A	PCT	FT-A	PCT	OR	DR	TR	AVG	AST	PF-DQ	ST	TO	BLK	PTS	AVG
2009 IND	33-4	683	64-192	.333	25-87	.287	74-87	.851	23	40	63	1.9	77	78-1	36	57	3	227	6.9
2010 IND	30-7	657	65-175	.371	21-59	.356	71-86	.826	20	39	59	2.0	94	75-0	37	68	4	222	7.4
2011 IND	10-10	286	25-70	.357	7-22	.318	29-35	.829	5	9	14	1.4	50	33-0	15	33	0	86	8.6
2012 IND	31-26	879	99-245	.404	46-107	.430	76-87	.874	13	42	55	1.8	122	78-1	36	76	4	320	10.3
2013 IND	32-32	946	110-316	.348	35-98	.357	60-74	.811	12	65	77	2.4	118	84-0	34	79	6	315	9.8
2014 IND	31-31	895	109-282	.387	36-94	.383	66-75	.880	12	38	50	1.6	116	73-0	38	71	9	320	10.3
2015 IND	29-29	784	81-190	.426	25-58	.431	49-58	.845	14	38	52	1.8	98	65-0	30	63	6	236	8.1
2016 IND	29-27	816	87-217	.401	29-74	.392	77-88	.875	18	34	52	1.8	136	79-1	36	51	3	280	9.7
<b>8 YEARS</b>	<b>225-166</b>	<b>5946</b>	<b>640-1687</b>	<b>.379</b>	<b>224-599</b>	<b>.374</b>	<b>502-590</b>	<b>.851</b>	<b>117</b>	<b>305</b>	<b>422</b>	<b>1.9</b>	<b>811</b>	<b>565-3</b>	<b>262</b>	<b>498</b>	<b>35</b>	<b>2006</b>	<b>8.9</b>

**PLAYOFF STATISTICS**

YEAR	G-GS	MIN	FG-A	PCT	3FG-A	PCT	FT-A	PCT	OR	DR	TR	AVG	AST	PF-DQ	ST	TO	BLK	PTS	AVG
2009 IND	10-0	228	30-78	.385	12-29	.414	34-40	.850	7	17	24	2.4	30	23-0	4	13	0	106	10.6
2010 IND	3-0	59	5-16	.313	1-5	.200	9-10	.900	1	3	4	1.3	6	6-0	1	8	0	20	6.7
2011 IND	DID NOT DRESS; INJURED																		
2012 IND	10-10	338	46-108	.426	5-22	.227	18-20	.900	6	17	23	2.3	38	32-1	16	30	3	115	11.5
2013 IND	4-4	119	10-27	.370	4-9	.444	6-7	.857	2	9	11	2.8	14	12-0	2	8	0	30	7.5
2014 IND	5-5	176	19-59	.322	6-17	.353	20-24	.833	2	12	14	2.8	21	12-0	6	10	4	64	12.8
2015 IND	11-11	354	44-108	.407	8-28	.286	28-30	.933	4	21	25	2.3	55	27-1	15	30	3	124	11.3
2016 IND	1-1	33	4-13	.308	0-1	.000	4-6	.667	0	0	0	0.0	9	5-0	3	1	0	12	12.0
<b>8 YEARS</b>	<b>44-31</b>	<b>1310</b>	<b>158-409</b>	<b>.386</b>	<b>36-111</b>	<b>.324</b>	<b>119-137</b>	<b>.869</b>	<b>22</b>	<b>79</b>	<b>101</b>	<b>2.3</b>	<b>173</b>	<b>117-2</b>	<b>47</b>	<b>100</b>	<b>10</b>	<b>471</b>	<b>10.7</b>

**JANUARY'S CAREER HIGHS**

**REGULAR SEASON**

MIN: 43:42, at NY, OT, 6/5/13  
 FGM: 8, at CHI, 9/6/13  
 vs. NY, 7/23/13  
 at PHO, 8/25/12  
 vs. CON, 6/21/12  
 FGA: 18, vs. WAS, 9/10/13  
 3-pt FGM: 5, at CHI, 9/6/13  
 3-pt FGA: 8, four times  
 (most recent: at LAS, 7/28/14)  
 FTM: 14, at WAS, 7/24/10  
 FTA: 15, at WAS, 7/24/10  
 OR: 3, vs. WAS, 7/30/10  
 vs. ATL, 6/19/10

DR: 6, vs. CON, 7/6/13  
 TR: 7, vs. CON, 7/6/13  
 AST: 10, vs. TUL, 6/14/11  
 ST: 6, at PHO, 7/8/16  
 BKS: 3, vs. TUL, OT, 6/25/14  
 PTS: 23, at CHI, 9/6/13

**PLAYOFFS**

MIN: 39:39, at MIN, 10/17/12  
 FGM: 10, at ATL, 9/30/12  
 FGA: 17, at ATL, 9/30/12  
 3-pt FGM: 3, five times  
 (most recent: vs. MIN, 10/9/15)  
 3-pt FGA: 6, vs. MIN, 10/9/15  
 vs. CHI, 8/30/14  
 FTM: 8, at WAS, 9/17/09  
 FTA: 8, at WAS, 9/17/09  
 vs. PHO, 10/7/09  
 OR: 2, at MIN, 10/4/15  
 vs. ATL, 9/29/13  
 vs. WAS, OT, 9/19/09

DR: 4, at CHI, 2OT, 9/1/14  
 vs. CHI, 8/30/14  
 at DET, 9/23/09  
 TR: 5, vs. CHI, 8/30/14  
 vs. ATL, 9/29/13  
 at DET, 9/23/09  
 AST: 9, vs. PHO, 9/21/16  
 ST: 6, at NY, 9/29/15  
 BKS: 2, vs. CHI, 9/3/14  
 at MIN, 10/17/12  
 PTS: 24, at ATL, 9/30/12



# SHENISE JOHNSON



**POSITION:** Guard

**WNBA YEARS:** 5

**HEIGHT:** 5-11

**WEIGHT:** 172

**BORN:** December 8, 1990 in Rochester, N.Y.

**HIGH SCHOOL:** Rush-Henrietta (Henrietta, N.Y.)

**COLLEGE:** Miami '12

**DRAFTED:** By San Antonio, first round, 2012 WNBA Draft (5th overall)

**ACQUIRED:** From San Antonio, in exchange for 2015 first- and third-round draft picks, 2/17/15



# 42



@SheniseJ42  
TWITTER



@Johnson42\_  
INSTAGRAM

A versatile guard with size and a 37-game starter over the past two seasons, Johnson begins her third season in Indiana. She was acquired in a February 2015 trade with San Antonio, and has since compiled arguably her two best seasons as a pro, including a trip to the 2015 WNBA Finals. She was tops in the WNBA in free throw percentage (60-of-64, .938) in 2016, and enters the 2017 campaign with an active streak of 40 straight made charity tosses (franchise record is 42, set last season by Tiffany Mitchell).

#### PRO-WNBA

**2016:** Johnson led the WNBA in free throw percentage and broke Indiana's single-season franchise mark with a 93.8 percent clip from the foul stripe...she made 40 straight free throws to end the regular season, dating to July 15...Johnson finished second on the team with 9.8 points per game...she also averaged 3.5 rebounds and 2.1 assists per game, while appearing in 29 games with 10 starts...she set a career scoring high with 23 points off the bench at Connecticut, 9/13, shooting 9-of-13 from the floor...that bested a previous career high of 21 points, just 12 days earlier against New York, 9/1...she turned in seven assists, her highest figure in a Fever uniform, in a win over Phoenix, 5/18...Johnson made a career-high five 3FGs in a win at Seattle, 7/10...she missed three games, 5/29 to 6/3, due to concussion protocol; and two, 6/19-22, with a right knee strain.

**2015:** Johnson was a top candidate for the WNBA's Most Improved Player Award through much of 2015, finishing second on the team in points, assists and rebounds...a starter in 27 out of 31 games played, she averaged 10.9 points per game, with 4.9 rebounds and 2.4 assists, and was third in the WNBA with a career-best 41.3 percentage behind the 3-point stripe...she shot a career-high 46.7 percent overall, 15th in the WNBA...she also added 1.13 steals per game, including career-tying efforts with four steals in consecutive games against Connecticut and Washington, 6/30-7/2...she twice logged a season-high 19 points, against New York, 7/29, and Atlanta, 8/28.

**2014:** Played in 30 games and made one start while averaging 6.0 points and 3.3 rebounds per game...shot a career-best 40.0 percent from the field, 37.2 percent from 3-point range and 82.9 percent from the free throw line...dished out a career-high eight assists in the season finale at Chicago, 8/17.

**2013:** Appeared in 33 games, made 24 starts and averaged a career-high 11.0 points...scored a career-high 20 points on 10-for-14 shooting in the season finale against Atlanta, 9/15...recorded the first double-double of her WNBA career with 17 points and 10 rebounds vs. Seattle, 8/25.

**2012:** Played in all 34 regular-season games, starting one...averaged 5.6 points, 3.9 rebounds, 1.4 assists and 0.8 steals per game...led all WNBA rookies in 3-point field goal percentage (41.2), ranked sixth in rebounding average (3.9), and ninth in scoring average (5.6)...ranked second on the team in 3-point field goal percentage...notched six double-figure scoring performances...had five points in her professional debut at Tulsa

on May 19...set a San Antonio franchise rookie record for most 3-point field goals made without a miss, going 4-for-4 from beyond the arc against Minnesota on Sept. 23.

#### PLAYOFFS

Johnson has reached the playoffs in 4 of 5 WNBA seasons, including a trip to the Finals in 2015...she averages 12.0 points per game through two postseasons with Indiana.

**2016:** Johnson came off the bench to tally eight points and four boards in a first-round loss to Phoenix.

**2015:** Johnson started all 11 Fever playoff games, averaging 12.4 points per contest...she made her first trip to the WNBA Finals and averaged 10.4 points during each of five games against Minnesota...she was a double-digit scorer in 10 of 11 playoff games overall, while averaging 4.5 rebounds and shooting 50 percent (57-of-114) from the field...she shot 10-of-15 from the floor and scored a playoff career-high 22 points in a deciding Game 3 win at Chicago, 9/21, to send Indiana to the East Finals.

**2014:** Played in both Western Conference Semifinal games against Minnesota...averaged 2.0 points in 8.5 minutes per game...Scored four points to go with a rebound and an assist in Game 1 at Minnesota, 8/21.

**2012:** Played in both Western Conference Semifinal games against Los Angeles...averaged 3.0 points, 3.0 rebounds and 1.0 assist per game...recorded four points and four rebounds in 12 minutes off the bench in Game 1, 9/27.

#### PRO-OVERSEAS

**2016-17:** Johnson played in Sopron, Hungary, beginning in mid-January...she averaged 15.7 points, 6.1 rebounds and 2.6 assists per game in the Hungarian League...she recorded 16.0 points, 7.7 boards and 3.7 assists in seven EuroLeague contests.

**2015-16:** Johnson contributed 12.3 points per game in EuroCup play for Good Angels Kosice in Slovakia...she averaged 12.5 points and 5.2 rebounds in domestic league play.

**2014-15:** Averaged 16.1 points and 6.9 rebounds per game with Istanbul Universitesi BDG in Turkey.

**2013-14:** Averaged 14.4 points per game with Istanbul Universitesi BDG.

**2012-13:** Played for Hungary's Uniqua Euroleasing Sopron...averaged 15.0 points, 5.5 rebounds, 2.8 assists and 3.4 steals...led the Hungarian League in assists per game and ranked third in scoring average...averaged 18.3 points, 8.0 rebounds, 2.7 assists and 2.0 steals per game in 12 EuroLeague games.

#### INTERNATIONAL

**2011:** She was a finalist to represent the United States in the 2011 World University Games.

**2009:** Member of the 2009 USA Women's U19 World Championship Team that won gold in Bangkok, Thailand...Helped the team to an 8-1 record and averaged 9.4 points and 6.9 rebounds.

#### COLLEGE

**2011-12:** Earned three All-America selections for the second consecutive season...garnered All-ACC First Team and All-ACC Defensive Team selection for the third consecutive season...started all 131 games of her career, marking the longest streak in the nation...posted an 87-consecutive game double-figure scoring streak from her sophomore through senior seasons...had nine double-doubles...averaged 17.0 points, 8.0 rebounds, 4.4 assists and 3.4 steals.

**2010-11:** Earned three All-America selections – WBCA, US-BWA and Associated Press...named ACC Player of the Year...garnered All-ACC First Team and All-ACC Defensive Team honors for the second consecutive season...named to the State Farm All-Region Team...led the ACC in free throw percentage (.846)...ranked second in the ACC and 10th in the nation with 3.2 steals per game...ranked second in the ACC and 17th in the nation with 19.6 points per game...led the team with a career-high 8.3 rebounds per game and 3.8 assists per game...led the Hurricanes in rebounding in 16 games and blocked shots in 10 games...had 11 double-doubles on the season...averaged 19.6 points, 8.3 rebounds, 3.8 assists and 3.2 steals per game.

**2009-10:** Garnered All-ACC First Team and All-ACC Defensive Team honors...named to the State Farm All-Region Team...was the only player in the ACC to score in double-figures in every game during the season...only ACC player to rank in the top-10 in scoring, rebounding and assists...her .496 shooting percentage was the best among conference guards...had 10 double-doubles...averaged 19.0 points, 7.7 rebounds, 4.6 assists and 3.1 steals per game.

**2008-09:** Named to the ACC All-Freshman Team...garnered All-ACC Honorable Mention honors...was the only Division I player to lead her team in scoring, rebounding, assists and steals during the season...averaged 12.8 points, 7.1 rebounds, 4.1 assists and 2.6 steals per game.

#### PERSONAL

Shenise Monet Johnson...born on Dec. 8, 1990 in Rochester, N.Y....daughter of Michelle Reeves and Stanley Johnson...has two brothers – Cory Reeves and Stan Johnson – and two sisters – Shawntalae and Jasmine Johnson...Played at Rush-Henrietta High School in Henrietta, N.Y...earned McDonald's All-America and WBCA All-America recognition in 2008...garnered 2008 Third Team All-America recognition from Parade Magazine...named 2008 New York Miss Basketball.

#### CAREER TRANSACTIONS

(1) Drafted by the San Antonio Stars with the fifth overall pick, first round, in the 2012 WNBA Draft, 4/9/09. (2) Traded to Indiana, in exchange for 2015 first- and third-round draft picks, 2/17/15.

**SHENISE JOHNSON****JOHNSON'S STATISTICS****REGULAR SEASON**

YR/TEAM	G-GS	MIN	FGM-A	PCT	3FGM-A	PCT	FTM-A	PCT	OR	DR	TR	AVG	AST	PF-DQ	ST	TO	BKS	PTS	AVG
2012 SAN	34-1	581	68-187	.364	21-51	.412	35-41	.854	55	76	131	3.9	46	50-0	27	37	6	192	5.6
2013 SAN	33-24	901	144-365	.395	23-84	.274	53-67	.791	40	88	128	3.9	79	55-1	42	60	6	364	11.0
2014 SAN	30-1	537	68-170	.400	16-43	.372	29-35	.829	30	69	99	3.3	43	29-1	29	32	3	181	6.0
2015 IND	31-27	811	121-259	.467	31-75	.413	66-82	.805	39	114	153	4.9	74	67-2	35	56	5	339	10.9
2016 IND	29-10	651	98-239	.410	28-78	.359	60-64	.938	27	75	102	3.5	60	52-0	35	48	10	284	9.8
<b>WNBA (5)</b>	<b>157-63</b>	<b>3480</b>	<b>499-1220</b>	<b>.409</b>	<b>119-331</b>	<b>.360</b>	<b>243-289</b>	<b>.841</b>	<b>191</b>	<b>422</b>	<b>613</b>	<b>3.9</b>	<b>302</b>	<b>253-4</b>	<b>168</b>	<b>233</b>	<b>30</b>	<b>1360</b>	<b>8.7</b>

**PLAYOFFS**

YR/TEAM	G-GS	MIN	FGM-A	PCT	3FGM-A	PCT	FTM-A	PCT	OR	DR	TR	AVG	AST	PF-DQ	ST	TO	BKS	PTS	AVG
2012 SAN	2-0	24	3-9	.333	0-4	.000	0-0	---	2	4	6	3.0	2	1-0	1	1	0	6	3.0
2014 SAN	2-0	18	1-8	.125	0-1	.000	2-2	1.000	0	1	1	0.5	2	0-0	0	1	0	4	2.0
2015 IND	11-11	335	57-114	.500	8-28	.286	14-15	.933	14	36	50	4.5	16	16-0	8	13	5	136	12.4
2016 IND	1-0	22	3-16	.188	0-8	.000	2-2	1.000	1	3	4	4.0	1	3-0	1	2	0	8	8.0
<b>WNBA (4)</b>	<b>16-11</b>	<b>399</b>	<b>64-147</b>	<b>.435</b>	<b>8-41</b>	<b>.195</b>	<b>18-19</b>	<b>.947</b>	<b>17</b>	<b>44</b>	<b>61</b>	<b>3.8</b>	<b>21</b>	<b>20-0</b>	<b>10</b>	<b>17</b>	<b>5</b>	<b>154</b>	<b>9.6</b>

**JOHNSON'S CAREER HIGHS****REGULAR SEASON**

MIN: 36, at PHO, 9/13/13  
 FGM: 10, vs. ATL, 9/15/13  
 FGA: 18, vs. LA, 8/31/13  
 3-pt FGM: 5, at SEA, 7/10/16  
 3-pt FGA: 8, at LA, 9/4/16  
 at SEA, 7/10/16  
 FTM: 8, at CON, 6/30/15  
 FTA: 10, at CON, 6/30/15  
 OR: 5, vs. IND, 5/24/13  
 DR: 9, at WAS, 8/11/15  
 TR: 11, vs. WAS, 7/2/15  
 AST: 8, at CHI, 8/17/14  
 ST: 4, four times  
 (most recent vs. WAS, 7/2/15)  
 BKS: 2, at WAS, 9/11/16  
 PTS: 23, at CON, 9/13/16

**PLAYOFFS**

MIN: 34, at CHI, 9/21/15  
 FGM: 10, at CHI, 9/21/15  
 FGA: 16, vs. PHO, 9/21/16  
 3-pt FGM: 2, vs. MIN, 10/9/15  
 at MIN, 10/4/15  
 at CHI, 9/21/15  
 3-pt FGA: 8, vs. PHO, 9/21/16  
 FTM: 5, vs. MIN, 10/11/15  
 FTA: 6, vs. MIN, 10/11/15  
 OR: 3, vs. CHI, 9/19/15  
 at CHI, 9/17/15  
 DR: 6, vs. NY, 9/27/15  
 TR: 6, at NY, 9/29/15  
 vs. NY, 9/27/15  
 AST: 4, vs. MIN, 10/9/15  
 ST: 2, vs. MIN, 10/11/15  
 at NY, 10/29/15  
 at NY, 10/23/15  
 BKS: 1, five times  
 (most recent at MIN, 10/14/15)  
 PTS: 22, at CHI, 9/21/15

# ERLANA LARKINS



**POSITION:** Forward

**WNBA YEARS:** 7

**HEIGHT:** 6-1

**WEIGHT:** 205

**BORN:** April 2, 1986 in West Palm Beach, Fla.

**HIGH SCHOOL:** The Benjamin School (North Palm Beach, Fla.)

**COLLEGE:** North Carolina '08

**DRAFTED:** By New York, first round, 2008 WNBA Draft (14th overall)

**ACQUIRED:** Signed as a free agent, 3/14/12



# 2



@TheRealUNC2  
TWITTER



@TarHeelNation2  
INSTAGRAM

The hard-working, blue-collar muscle in Indiana's post rotation the past five seasons, Erlana Larkins has evolved from a player waived and without a team into one of the league's elite rebounders...she finished 7th in the WNBA in rebounds per game in 2016, 4th in 2014 and 8th in 2013...Larkins provided the Fever and WNBA with one of the most remarkable storylines in 2012, signing a training camp contract after two years out of the league, and responding with record-breaking rebounding numbers in the WNBA Playoffs and WNBA Finals while Indiana won its first championship...with the 2012 story as a backdrop, Larkins returned for her second season in Indiana in 2013 and wound up among league leaders with 7.8 boards per game...she set a single-season franchise record with 9.2 rebounds per game in 2014, making a bid for a first All-Star appearance that eluded her...following the 2015 season, she had offseason surgery on her right knee to treat a torn meniscus, and reported to training camp leaner than in years past...she returned to rebounding prominence again in 2016 with 7.4 rebounds per game...the former North Carolina star and first-round pick by New York was waived by the Liberty in 2010 and again by the Phoenix Mercury in 2011.

A career 50 percent shooter, she is fifth in WNBA history with a career clip of 55.4 percent...she eclipsed milestones for 1,000 career points and rebounds during the 2016 season.

**PRO - WNBA**

**2016:** Larkins finished seventh in the WNBA with 7.4 rebounds per game, and also ranked second in the league with a career-high and Fever-record 63.9 percent shooting clip (106-of-166)...she also produced a career-best free throw percentage, ranking 11th in the WNBA at 88.4 percent...she posted six double-doubles and scored a career-high 19 points in a road win at Dallas, 6/25...she had 10 points and a season-high 15 boards against New York, 6/19...she also had four assists and tied a career-high with three blocks in the overtime loss to the Liberty...in the season opener against Dallas, she tied a career high by sinking all eight free throw attempts.

**2015:** Nursing a right knee that would require postseason surgery, Larkins appeared in just 21 games, averaging 3.5 points and 4.2 rebounds in just 16.8 minutes per game...her only double-double of the year came with season-highs of 10 points and 13 rebounds in a win over Connecticut, 8/2.

**2014:** Larkins was fourth in the WNBA with a career-best 9.2 boards per game, and averaged 9.7 points...she led the league with a 59.9 percent shooting clip and she was third in the WNBA with 1.94 steals per contest...Larkins' 14 double-figure rebounding games were the most in a single-season in Indiana history, as were her team record 303 total rebounds...she was the early leader in the league's rebounding race buoyed by a franchise-record 22 boards she collected at Atlanta, 5/25, which were just two shy of the WNBA record...she entered the season with four career double-doubles, and proceeded to post nine in 2014, alone...along with career highs in assists (84) and steals (64), Larkins twice matched a new career scoring high of 17 points: vs. Seattle, 6/11 and vs. Atlanta, 5/17.

**2013:** Larkins started all 34 games for the Fever, averaging 7.9 points and 7.8 rebounds per game...she shot at least 50 percent in 18 of 23 games to close the season, shooting 74-of-123

(60.2%) during that stretch...Larkins was sixth in the WNBA with a team-best .545 FG percentage...she was the only Fever player to start every game...she registered a second straight double-double at Chicago, 9/6, recording 13 points, 12 rebounds, a career-high six assists and finished 7-of-7 at the free throw line...Larkins matched a Fever regular-season record with 17 rebounds at Atlanta, 9/4, and scored 10 points en route to her third straight double-double...against Los Angeles, 8/8, she finished with 11 points, 13 rebounds and a career-high six steals...she pulled down a then-regular-season career-high 16 rebounds against New York, 7/23, becoming just the fourth player in a Fever uniform to record at least 16 rebounds...Larkins recorded the first regular-season double-double of her career against Atlanta, 5/31, finishing with 10 points, 10 rebounds.

**2012:** Larkins played in all 34 games for the Fever and started in the last two of the season...she averaged 4.1 points and 4.4 rebounds per game...her average of 11.3 rebounds per 40 minutes played was the 11th best in the WNBA...in her first career start, she claimed a career-high 11 boards and scored eight points with an assist and three steals at Washington, 9/21...her best game off the bench was against Washington, 8/16, when she led the Fever with a career-high 16 points on 4-of-6 shooting and 8-of-8 from the free throw line.

**2011:** Larkins signed a training camp contract with the Mercury, but was waived prior to the regular season.

**2010:** She was waived by the Liberty in training camp.

**2009:** Larkins appeared in 18 games for the Liberty...she led the team in rebounds twice, grabbing a season-high six boards at San Antonio, 6/13, and against Indiana, 9/8...she posted averages of 2.4 points and 1.7 rebounds, during 7.6 minutes per game.

**2008:** Larkins appeared in 27 games for the New York Liberty, leading the team in scoring once and rebounding twice...she scored in double figures four times, and collected five or more rebounds six times...she averaged 4.8 points and 2.7 rebounds per game...a career scoring high of 13 points occurred twice within the same week...she netted 13 against San Antonio, 9/9, and against Detroit, 9/14.

**PLAYOFFS**

Larkins has reached the WNBA playoffs in six of seven pro seasons...ranked seventh all-time in WNBA postseason rebounds (316), Larkins is fourth among offensive rebound (135) leaders...her 54.2 percent shooting (123-of-227) is seventh in league playoffs history behind Candice Dupree (56.9).

**2016:** Larkins netted 12 points on 6-of-11 shooting in the Fever's long playoff game against Phoenix...she added six rebounds.

**2015:** Despite a nagging injury that kept her out of the starting lineup during the regular season, Larkins started 10 of 11 Fever games in the postseason...she contributed a career scoring high in the playoffs with 18 points in a decisive Game 3 victory at Chicago, 9/21, in the East Semifinals...she averaged exactly 7.2 points and rebounds, and shot 56 percent from the floor (33-of-58) while helping Indiana to the WNBA Finals.

**2014:** Larkins had exactly 11 rebounds in 4 of 5 playoff games in 2014, including a double-double with 15 points in a double-overtime win at Chicago, 9/1...she shot 53 percent (17-of-

32) in the playoffs while averaging 9.0 points and 10.4 boards.

**2013:** Starting in all four playoff games, Larkins averaged a double-double with 10.8 points and 10.3 points per game...she recorded a double-double in the first three playoff games, but was unable to post one in final game against Atlanta, 9/29...she posted playoff-highs in points (15) and rebounds (12) in the loss at Atlanta, 9/26, shooting 6-of-9 from the field.

**2012:** Larkins played in all ten Fever playoff games, starting in nine...she was inserted into the starting lineup for Game 2 of the Eastern Conference Semifinals at Atlanta, 9/30, and responded with a record-breaking run all the way to the Fever championship...she averaged 9.9 points, 10.9 rebounds and 1.2 assists per game, leading the club with a franchise-record 109 rebounds in one playoffs season...in Game 3 of the Eastern Conference semi-finals against Atlanta, 10/2, she finished with her first career double-double - regular season or playoffs - with 16 points and 20 rebounds...her 20 rebounds were a career-high and matched the Fever postseason record which is second in WNBA Playoffs history...her nine offensive rebounds set a franchise record and tied the WNBA record...in the four-game Finals series against Minnesota, Larkins averaged 8.5 points and 12.0 rebounds, twice falling one rebound shy of the Finals single-game record...she paced Indiana with 16 points and 15 rebounds in Game 1 of the series, followed by 10 points and 15 boards in Game 3 of the series...she led the Fever in rebounding in five of the ten playoff games...she scored a career playoffs-high 16 points in three different games.

**2008:** Larkins played in all six Liberty playoff games during the Eastern Conference semifinals and finals...playing 14.5 minutes per game, she averaged 4.3 points and 4.8 boards...she had a high of nine points at Detroit, 9/29, in Game 3 of the conference finals...she posted a high of seven rebounds in Game 1 against Detroit, 9/26.

**PRO - OVERSEAS**

**2016-17:** Playing in Ragusa, Italy, Larkins did not begin overseas play until late January...she averaged 9.5 points and 8.8 rebounds during four EuroLeague contests...she shot 63.5 percent and averaged 11.5 points and 10.9 rebounds in the Italian League.

**2014-15:** Larkins paced the Turkish League with 14.3 rebounds per game while playing for Adana ASKI and teaming with Fever point guard Briann January...she averaged 13.7 points and shot 54.9 percent from the floor.

**2013-14:** Signed in January by Familia Schio in Italy, Larkins averaged 10.4 points and 10.0 rebounds in EuroLeague competition...helping pace Familia Schio to a 19-1 regular season mark in the Italian League, Larkins averaged 13.9 points and a league-leading 10.9 boards...she also posted 2.7 steals per game, sixth in the league, as Familia Schio advanced to a championship series with Ragusa.

**2012-13:** For the second year, Larkins teamed with Fever mate Shavonte Zellous, helping Mersin to a remarkable 18-game win streak and No. 4 seed in the Turkish playoffs...Larkins led the league in rebounding and finished the season with averages of 13.9 points and 14.8 rebounds a game.

**2011-12:** Larkins played beside Fever teammate Shavonte Zellous with Mersin in the Turkish League...she averaged 10.5

# ERLANA LARKINS

points and 10.9 rebounds per game in 21 contests...she finished second in the league in rebounding...it was Larkins' third straight season with Mersin.

**2010-11:** She averaged 11.9 points and 10.2 rebounds through 22 Turkish League games with Mersin.

**2009-10:** With Mersin in the Turkish League, she averaged 11.4 points and 8.7 rebounds through 18 games

**2008-09:** Playing for Samsun in the Turkish League, she averaged 14.5 points and 12 rebounds in 20 games.

## INTERNATIONAL

**2007:** Larkins was a USA gold medalist at the 2007 Pan Am Games (Rio de Janeiro, Brazil).

**2006:** She played with the USA Basketball U20 Women's National team at the FIBA Americas Championship (Mexico City).

**2005:** She represented the U.S. at the FIBA Women's U19 World Championship (Tunisia).

**2004:** She was part of the USA Basketball Junior World Championship qualifying team (Puerto Rico).

## COLLEGE

At the University of North Carolina, Larkins holds career averages of 13.7 points and 8.3 rebounds per game, while shooting 57.1-percent from the floor...she became the 7th player in ACC history with 1,000 points, 1,000 rebounds, 300 assists, 200 steals and 100 blocks in a career.

**2007-08:** She was a 2008 State Farm All-American, USBWA All-American, AP All-America Second Team, ESPN.com All-America Second Team, All-ACC First Team, and was named the ACC Tournament MVP.

**2006-07:** As a junior, she was named AP All-America Third Team, All-ACC First Team and to preseason watch lists for the Wooden, Wade and Naismith awards.

**2005-06:** Larkins was named to NCAA Final Four All-Tournament Team, AP All-America honorable mention, Kodak All-America region finalist, All-ACC first team and All-ACC Tournament first team.

**2004-05:** A part of the Tar Heels' ACC Tournament champions, she was named to All-ACC Second Team, All-ACC Freshman Team, All-ACC Tournament Second Team and selected to the ESPN.com Preseason All-Freshman team.



## PERSONAL

Erlana La'Nay Larkins was born in West Palm Beach, Fla...she is the daughter of Victoria and Earl Larkins...she majored in sociology and Afro American studies at North Carolina...she prepped at The Benjamin School in North Palm Beach, Fla.

## CAREER TRANSACTIONS

(1) Drafted by the New York Liberty with the 14th overall pick, first round, in the 2008 WNBA Draft, 4/9/08. (2) Waived by New York, 2010. (3) Signed as a free agent by Phoenix, then waived in training camp, 2011. (4) Signed as a free agent by Indiana, 3/14/12.

## LARKINS' STATISTICS

### REGULAR SEASON

YR/TEAM	G-GS	MIN	FGM-A	PCT	3FGM-A	PCT	FTM-A	PCT	OR	DR	TR	AVG	AST	PF-DQ	ST	TO	BKS	PTS	AVG
2008 NYL	27-0	335	48-94	.511	0-0	.000	33-56	.589	38	35	73	2.7	18	54-0	10	35	7	129	4.8
2009 NYL	18-0	137	14-33	.424	0-0	.000	16-23	.696	11	20	31	1.7	8	19-0	9	16	4	44	2.4
2012 IND	34-2	526	55-108	.509	0-0	.000	31-36	.861	70	78	148	4.4	36	62-0	34	34	5	141	4.1
2013 IND	34-34	1022	103-189	.545	0-0	.000	63-89	.708	104	161	265	7.8	64	100-0	48	47	11	269	7.9
2014 IND	33-33	1044	124-207	.599	0-0	.000	73-102	.716	99	204	303	9.2	84	105-0	64	74	27	321	9.7
2015 IND	21-3	352	24-59	.407	0-0	.000	26-38	.684	34	54	88	4.2	28	34-0	20	15	4	74	3.5
2016 IND	33-33	880	106-166	.639	0-0	.000	61-69	.884	76	168	244	7.4	68	80-0	30	54	15	273	8.3
<b>WNBA (7)</b>	<b>200-105</b>	<b>4295</b>	<b>474-856</b>	<b>.554</b>	<b>0-0</b>	<b>.000</b>	<b>303-413</b>	<b>.734</b>	<b>432</b>	<b>720</b>	<b>1152</b>	<b>5.8</b>	<b>306</b>	<b>454-0</b>	<b>215</b>	<b>275</b>	<b>73</b>	<b>1251</b>	<b>6.3</b>

### PLAYOFFS

YR/TEAM	G-GS	MIN	FGM-A	PCT	3FGM-A	PCT	FTM-A	PCT	OR	DR	TR	AVG	AST	PF-DQ	ST	TO	BKS	PTS	AVG
2008 NYL	6-0	87	11-24	.458	0-0	.000	4-10	.400	12	17	29	4.8	1	12-0	3	8	1	26	4.3
2012 IND	10-9	320	39-72	.542	0-0	.000	21-27	.778	49	60	109	10.9	12	23-0	7	18	8	99	9.9
2013 IND	4-4	134	17-30	.567	0-0	.000	9-9	1.000	13	28	41	10.3	5	15-0	1	10	6	43	10.8
2014 IND	5-5	176	17-32	.531	0-1	.000	11-15	.733	23	29	52	10.4	9	19-1	6	7	3	45	9.0
2015 IND	11-10	311	33-58	.569	0-0	.000	13-16	.813	34	45	79	7.2	15	30-0	11	20	6	79	7.2
2016 IND	1-1	28	6-11	.545	0-0	.000	0-0	.000	4	2	6	6.0	1	5-0	0	2	0	12	12.0
<b>WNBA (6)</b>	<b>37-29</b>	<b>1057</b>	<b>123-227</b>	<b>.542</b>	<b>0-1</b>	<b>.000</b>	<b>58-77</b>	<b>.753</b>	<b>135</b>	<b>181</b>	<b>316</b>	<b>8.5</b>	<b>43</b>	<b>104-1</b>	<b>28</b>	<b>65</b>	<b>24</b>	<b>304</b>	<b>8.2</b>

## LARKINS' CAREER HIGHS

### REGULAR SEASON

MIN: 42:16, at ATL, OT, 5/25/14  
 FGM: 8, at DAL, 6/25/16  
 vs. ATL, 2OT, 5/17/14  
 FGA: 14, at DAL, 6/25/16  
 3-pt FGM: 0  
 3-pt FGA: 0  
 FTM: 8, vs. DAL, 5/14/16  
 vs. TUL, OT, 6/25/14  
 vs. WAS, 8/16/12  
 FTA: 10, vs. TUL, OT, 6/25/14  
 OR: 10, at ATL, OT, 9/4/13  
 DR: 16, at ATL, OT, 5/25/14  
 TR: 22, at ATL, OT, 5/25/14

AST: 6, vs. SAN, 7/5/14  
 at CON, 6/7/14  
 at CHI, 9/6/13  
 ST: 6, at ATL, OT, 5/25/14  
 vs. LA, 8/8/13  
 BKS: 3, vs. NY, 6/19/16  
 vs. CHI, 8/16/14  
 PTS: 19, at DAL, 6/25/16

### PLAYOFFS

MIN 45:10, at CHI, 2OT, 9/1/14  
 FGM 8, at MIN, 10/14/12  
 vs. ATL, 10/2/12  
 FGA 13, vs. ATL, 10/2/12  
 3-pt FGM 0  
 3-pt FGA 1, at WAS, 8/23/14  
 FTM 6, at ATL, 9/30/12  
 FTA 7, at ATL, 9/30/12  
 OR 9, vs. ATL, 10/2/12  
 DR 11, vs. ATL, 10/2/12  
 TR 20, vs. ATL, 10/2/12

AST 4, at NY, 9/29/15  
 at CHI, 9/21/15  
 ST 4, at MIN, 10/17/12  
 BKS 4, at ATL, 9/26/13  
 PTS 18, at CHI, 9/21/15

# ERICA McCALL



**POSITION:** Forward

**WNBA YEARS:** Rookie

**HEIGHT:** 6-2

**WEIGHT:** 184

**BORN:** August 21, 1995 in Bakersfield, Calif.

**HIGH SCHOOL:** Ridgeview (Bakersfield, Calif.)

**COLLEGE:** Stanford '17

**DRAFTED:** By Indiana, second round, 2017 WNBA Draft (17th overall)

# 22



@\_mediumE  
TWITTER



@birdstheword\_24  
INSTAGRAM

A versatile, athletic forward known for her high-energy and a 15-foot jumper, Erica McCall enters her first WNBA training camp after being selected in the second round (17th overall) of the WNBA Draft...a part of Final Four teams with Stanford as a freshman and again as a senior, McCall is regarded for her quickness and scoring on offense, and shot-blocking on defense...she averaged 13 points and 11 rebounds during the 2017 NCAA Tournament while leading the Cardinal to the national semifinals...she is the younger sister of Phoenix Mercury star DeWanna Bonner...her father, Greg, is a former player at Cal-State Bakersfield who was a team captain on the Roadrunners' DII Final Four team in 1991...he now is the head women's basketball coach at CSUB.

**COLLEGE**

In her four years at Stanford, the two-time All-Pac-12 performer led Stanford to a pair of Final Fours, three Elite Eights, three Pac-12 championships and a 118-28 overall record... McCall's career totals of 1,376 points, 976 rebounds and 200 blocks make her one of six players in Pac-12 history with 1,350/950/200...she was a Stanford co-captain as a junior and senior...she was named a second-team CoSIDA Academic All-American as a senior, completing her academic work in psychology a quarter early with the completion of finals at the end of the winter term.

**2016-17:** McCall averaged team highs in points (14.4), rebounds (9.0) and blocks (1.7), scored in double figures in 31 games and had 10 or more rebounds 17 times...she was named the Most Outstanding Player at the Pac-12 Tournament after averaging 11.0 points, 10.7 rebounds and 3.0 blocks in Stanford's three wins and was just as good in the NCAA Tournament, putting up 13.0 points and 11.0 rebounds per game...she was named All-Pac-12, an honorable mention All-American and the eighth Academic All-American in program history...she matched a career scoring high with 27 points against Northeastern, 11/24...she scored in double figures in 25 straight games to begin her senior campaign.

**2015-16:** Named All-Pac-12 and a member of the Pac-12 All-Defensive Team, McCall started all 34 games in which she appeared and averaged 14.9 points, 9.4 rebounds and 1.9 blocks in 30.9 minutes...she shot 50.9 percent from the field (219-of-430), 39.3 percent from behind the arc (11-of-28) and 68.6 percent at the line (59-of-86)...she was 10th in the Pac-12 in scoring, fifth in rebounding, third in blocks and fourth in field goal percentage...she finished 13th in the nation and second in conference with 18 double-doubles...she tied for third in Stanford single-season history in blocks (66) with Chiney Ogwumike and Joslyn Tinkle...McCall scored in double figures 30 times and had seven 20-point efforts...she pulled down 10 or more rebounds in 20 games...in four NCAA Tournament games, she averaged

19.5 points on 51.7 percent shooting and 10.3 rebounds...she averaged 20.3 points on 55 percent shooting, 9.2 rebounds and 2.1 blocks in Stanford's final 10 games...she tallied 17 points and 15 rebounds in the Elite Eight against Washington, 3/27, and put up a career-high 27 points on 12-of-18 shooting in Stanford's Sweet 16 upset of top-seeded Notre Dame, 3/25...she posted a pair of NCAA Tournament double-doubles with 14 points and 10 rebounds against San Francisco, 3/19; and 20 points and 12 boards vs. South Dakota, 3/21...she was named espnW National Player of the Week, 2/29, after posting back-to-back 20-point games for the first time in her career against No. 7 Oregon State and Oregon...in those games, she averaged 25.0 points and 11.5 rebounds, shot 56 percent from the floor and 44 percent from behind the arc...she poured in 25 points and had four steals against Oregon, 2/28, and set personal bests in field goals made (12) and rebounds (18)...she also netted 25 points in a win over No. 7 Oregon State, 2/26...McCall swatted a career-high seven shots at Utah, 2/21...she scored 22 against No. 9 Arizona State, 2/14, and had 18 points on 9-of-12 shooting in the second half and overtime.

**2014-15:** A part-time starter as a sophomore, McCall played in all 36 games with 18 starts...she was second on the team in rebounds (5.4) and blocks (5.0)...she tied for 12th in Stanford single-season history in blocks and finished sixth in the league in blocks per game (1.4)...she also averaged 5.6 points in 17.1 minutes per game...McCall had four 10-rebound games and ended the season with her second career double-double, going for 12 points and 10 rebounds in the Sweet Sixteen against Notre Dame, 3/27...she tallied a game-high 11 rebounds in an NCAA Tournament game against Oklahoma, 3/23...she notched the first double-double of her career with 13 points and 16 rebounds in a win over Arizona, 1/16.

**2013-14:** McCall started twice over 36 appearances as a freshman, against UC Davis, 11/17, and at UCLA, 2/23...McCall averaged 3.3 points and 3.2 rebounds in 10.5 minutes per game, helping Stanford to the NCAA Final Four alongside senior star Chiney Ogwumike...McCall was second on the team with 21 blocks...she recorded season highs of 12 points and six made field goals, and matched a season high with eight rebounds, against UCLA, 1/24.

**INTERNATIONAL**

**2015:** McCall co-captained the United States to a perfect 6-0 record and gold at the 2015 World University Games in Gwangju, South Korea...she tied for eighth at the event in scoring (15.2), was eighth in rebounds (8.5) and tied for third in blocks (1.8)...she led all players in South Korea in field goal percentage, converting 37 of her 62 attempts from the floor (.597).

**2012:** She was a member of the 2012 USA 3x3 U18 World Championship Team that captured the FIBA U18 3x3 World

Championship gold medal with a 7-1 record in Alcobendas, Spain...also on the team were Kaela Davis, Diamond DeShields and Brianna Turner.

**2012:** McCall also was a member of the 2012 USA U17 World Championship Team that captured the gold medal with an 8-0 record in Amsterdam, the Netherlands...she played in all eight contests and averaged 3.8 points per game.

**2011:** McCall helped the 2011 USA U16 National Team claim the gold medal with a 5-0 record at the FIBA Americas U16 Championship in Merida, Mexico...the USA won all five contests by an average victory margin of 43 points per game.

**PERSONAL**

Erica McCall was born Aug. 21, 1995, in Bakersfield, Calif... she is the daughter of Greg and Sonya McCall...she has two siblings, DeWanna Bonner and Justin McCall...DeWanna is a WNBA All-Star and two-time WNBA champion with the Phoenix Mercury who starred at Auburn and was the WNBA's No. 5 overall draft pick in 2009...Justin was a California prep all-star who has committed to play at Cal State Bakersfield...father Greg was a former player at CSUB and now the women's basketball coach of the Roadrunners...he guided CSUB to the NCAA Division II Final Four in 1991...mother Sonya was a track athlete at Northern Arizona University...McCall was the California Gatorade Player of the Year in 2013...a four-year letterwinner at Ridgeview High School, she captained the basketball team for three seasons (2011-13), and was named a WBCA All-American and McDonald's All-American as a senior...she also was named Cal-Hi Sports CIF Central Section Division II Player of the Year...a four-time All-Area Most Valuable Player (2010-13), she helped lead Ridgeview to the CIF Central Section Division II title and to the CIF Division II title game in 2013...overall, she helped capture three Central Section titles at Ridgeview (2010, 2011, 2013)...McCall set RHS career records of 2,655 points (second all-time in Central Section record book), 1,986 rebounds (third all-time in state history) and 983 blocked shots (state record)...she played club ball for Cal Sparks, helping her club team to three FILA national titles from 2010-12...upon leaving Stanford, she penned a letter to future Stanford players, imploring them to know that: "Basketball doesn't last forever so when you get the chance to play, do so with passion..." Since her freshman year in college, McCall has embraced the nickname "Bird." Why? "McCall, McCall" ... sounds like a bird's call, right? She embraced the nickname and it stuck.

**CAREER TRANSACTIONS**

(1) Drafted by Indiana in the second round (17th overall) of the 2017 WNBA Draft, 4/13/17.

**MCCALL'S CAREER STATISTICS AT STANFORD**

YR/TEAM	G-GS	MIN	FGM-A	PCT	3FGM-A	PCT	FTM-A	PCT	OR	DR	TR	AVG	AST	PF-DQ	ST	TO	BKS	PTS	AVG
2013-14	36-2	377	50-114	.439	0-0	.000	18-33	.545	42	74	116	3.2	10	45-0	5	30	21	118	3.3
2014-15	36-18	615	90-174	.517	0-0	.000	23-45	.511	78	118	196	5.4	8	50-0	8	35	50	203	5.6
2015-16	34-34	1051	219-430	.509	11-28	.393	59-86	.686	110	211	321	9.4	20	66-1	29	43	66	508	14.9
2016-17	38-38	1220	210-471	.446	19-72	.264	108-157	.688	156	187	343	9.0	23	88-1	23	65	63	547	14.4
<b>CAREER</b>	<b>144-92</b>	<b>3263</b>	<b>569-1189</b>	<b>.479</b>	<b>30-100</b>	<b>.300</b>	<b>208-321</b>	<b>.648</b>	<b>386</b>	<b>590</b>	<b>976</b>	<b>6.8</b>	<b>61</b>	<b>249-2</b>	<b>65</b>	<b>173</b>	<b>200</b>	<b>1376</b>	<b>9.6</b>

## TIFFANY MITCHELL

**POSITION:** Guard**WNBA YEARS:** 1**HEIGHT:** 5-9**WEIGHT:** 152**BORN:** September 23, 1994 in Charlotte, N.C.**HIGH SCHOOL:** Providence Day School (Charlotte, N.C.)**COLLEGE:** South Carolina '16**DRAFTED:** By Indiana, first round, 2016 WNBA Draft (9th overall)

3

@TiffMitch25  
TWITTER@TiffMitch25  
INSTAGRAM

Selected No. 9 in the 2016 WNBA Draft, Tiffany Mitchell had immediate impact with the Fever, literally, including a game-high 18 points in her rookie debut against Dallas on May 14... later, she set a franchise record with 42 consecutive made free throws to close her rookie campaign, prior to her naming to the WNBA's All-Rookie Team...she complements a backcourt led by veterans Brianna January, Marissa Coleman and Shenise Johnson...former Fever coach Stephanie White called her a "two-way player," making the distinction that many rookies don't contribute so quickly on both ends of the floor...college head coach and mentor Dawn Staley called her "Superwoman," while South Carolina teammate A'ja Wilson referred to her as "Takeover Tiff."

A two-time SEC Player of the Year, Mitchell helped South Carolina to national title contention during her tenure with the Gamecocks, including a trip to the 2015 NCAA Final Four...a fan favorite in Columbia, Mitchell won the Dawn Staley Award, presented to the best Division I guard in the country and named for her coach, as a junior in 2015...Mitchell, in fact, looked up to Staley since the third grade when she completed a biography project on Staley's life and asked her family for Staley's red WNBA Charlotte Sting jersey, which she later wore to a Sting game before hanging it on the wall of her bedroom.

**PRO - WNBA**

**2016:** Mitchell became only the fourth Fever rookie to play in all 34 games and she finished second behind Tamika Catchings' rookie scoring record with 286 points, an average of 8.3 per game...she finished fourth in the WNBA with a 91.1 percent clip at the foul stripe, aided by a franchise-record 42-in-a-row at the close of the season...her 91 percent foul shooting set a Fever rookie record...she scored in double figures 14 times in her rookie season...she began the season with eight straight games of double-digit scoring, the longest streak by a Fever rookie to begin her career...she opened her rookie season with an 18-point debut against Dallas, 5/14...she led the team in scoring five times, and twice eclipsed 20 points...she had a season-high 21 points at Connecticut, 6/5, and poured in 20 at LA, 7/6...she was named to the WNBA All-Rookie Team.

**PLAYOFFS**

**2016:** Mitchell scored two points in 10 minutes of action during her playoff debut against Phoenix, 9/21.

**PRO - OVERSEAS**

**2016-17:** With Nadezhda Orenburg in Russia, she averaged 10.6 points, 2.2 rebounds, 1.5 assists and 1.6 steals in the Russian Superleague...she averaged 9.8 points, 2.5 rebounds and 1.8 assists in EuroLeague competition.

**COLLEGE**

The most decorated women's basketball player in South Carolina program history, Mitchell made more starts (135) and played in more games (139) than any player...she capped her college career as the recipient of the University of South Carolina President's Award, the highest annual award bestowed on a student-athlete, honoring achievement in athletics, academics and community outreach...on the court, she finished her career fifth in Gamecock history with 1,885 points and 234 steals...she was second in program history in both 3-point shooting (39.9

percent) and free throw shooting (77.3 percent)...Mitchell was a three-time All-American...she also was a three-time All-SEC First Team selection, and a two-time SEC Player of the Year...she was only the second sophomore to earn the award in league history...Mitchell holds seven single-season school records, including 3-point percentage (.541 in 2013-14) and free throws made (157 in 2013-14), and single-game records for 3-point percentage and free throw percentage...she was one of the team's top two scorers in all three SEC regular-season championship seasons and was the Gamecocks' top scorer during the 2015 NCAA Tournament run to the Final Four...Staley helped refine Mitchell's personal workouts, helping her shooting percentage improve from 37 percent as a freshman, to 49 percent as a sophomore and 50 percent as a junior.

**2015-16:** Mitchell ranked seventh in the SEC in scoring, fourth in free throw percentage, seventh in steals and sixth in 3s made per game on the season...she finished with 14.9 points per game with 61 3-pointers and 63 steals, while starting in 34 of 35 games played...she was a finalist for the Naismith Trophy...she was an Associated Press second-team All-American, and earned third-team honors on multiple All-America squads...a member of the All-SEC first team by coaches and AP, Mitchell was a second-team CoSIDA Academic All-American and a Senior CLASS Award finalist...Mitchell was USC's top scorer 13 times, and she handed out team-high assists 13 times...she carried the Gamecocks on offense early on in the second round of the NCAA Tournament against Kansas State, 3/20, totaling 16 first-half points, including last six points of the half...she led South Carolina with 15.7 points per game, six 3s and 10 assists during the SEC Tournament to earn MVP honors.

**2014-15:** Starting all 37 games and helping the Gamecocks to the NCAA Final Four, Mitchell averaged 14.4 points with 57 3-point field goals and 65 steals...she was named the winner of the Dawn Staley Award, presented to the nation's best guard, and was a finalist for the Naismith Trophy and Wooden Award...she captured the SEC Player of the Year award for a second straight season, along with All-SEC first-team accolades and first-team All-America honors by multiple outlets...she was the Gamecocks' first back-to-back All-American since Marshall Williams in 1992 and 1993...also a member of the SEC Academic Honor Roll...she scored in double figures a team-high 30 times, including five games of 20 or more points...she was team's top scorer a team-high 17 times, while leading the club in assists 12 times...Mitchell powered the Gamecocks into their first NCAA Final Four with a personal 7-2 run that turned a tie game into a five-point lead against Florida State, 3/29, while leading team in scoring (21), rebounding (6) and assists (5)...she hit a game-winner with five seconds remaining against North Carolina, 3/27, to put team into the NCAA Elite Eight for the first time since 2002...she scored 10 of the team's last 13 points in win over Kentucky, 1/11, including eight straight free throws to hold the Wildcats at bay...she shot 6-of-6 from 3-point range against San Diego State, 11/23, the best perfect long-range shooting night in school history.

**2013-14:** Mitchell averaged a career-best 15.5 points while starting all 34 games for the Gamecocks...she set a school record with 157 free throws during her sophomore campaign, and added a career-high 118 assists while being named a third-team All-American...she became just the second sophomore ever to

be named the SEC's Player of the Year...she was a finalist for the Wooden Award, Wade Trophy and Dawn Staley Award...she was a member of the SEC All-Defensive Team and the SEC Academic Honor Roll...Mitchell ranked 10th in SEC in scoring, seventh in free throw percentage (.793) and steals (1.8 spg), and 11th in assists (3.5 apg)...she paced South Carolina in scoring 13 times, and 16 times in assists...she became the team's go-to option at end of tight games, averaging 5.3 points, shooting 60.0 percent (12-of-20) including 4-of-5 (.800) from 3-point range, during the final five minutes of the Gamecocks' 10 games that were within 10 points at that time...she averaged 18.3 points and 3.3 assists in NCAA Tournament play (3 games), and broke school record for free throws made (13) and attempted (17) in an NCAA Tournament game against CSU Northridge, highlighted by hitting 6-of-6 in the final 63 seconds...she turned in her first career 20-point SEC game against Missouri, 2/2, and netted a career-high 25 points against Georgia, 2/27.

**2012-13:** Mitchell made 30 starts in 33 games for South Carolina as a freshman, averaging 9.2 points and 5.1 rebounds per game...she led the team in scoring seven times and rebounding six times...she posted two double-doubles and was named to the SEC All-Freshman Team...she scored in double figures on 14 occasions, and recorded a career-high 11 rebounds at Florida, 1/20.

**INTERNATIONAL**

**2016:** Mitchell was selected to the USA Basketball Select Team which trained alongside the 2016 USA Women's National Team, July 23-25, prior to the 2016 Olympics.

**2015:** Named to the 2015 U.S. Pan American Women's Basketball Team on May 17, Mitchell participated in the 2015 USA Women's National Team mini-camp in Las Vegas...she earned a silver medal with the U.S. in the Pan Am Games, despite a left foot injury sustained in an exhibition game vs. Canada that kept her from tournament action...she was a roommate with Breanna Stewart during the Pan Am Games.

**2014:** Teamed with Cierra Burdick, Sara Hammond and Jewell Loyd on the 2014 USA Basketball 3x3 World Championship Team and helped the U.S. capture gold with a perfect 9-0 record at the FIBA 3x3 World Championship in Moscow, Russia...she was named to the 3x3 World Championship Team after capturing the 2014 USA Basketball 3x3 National Tournament title.

**2010:** Participated in the 2010 USA Basketball U17 World Championship Team Trials.

**PERSONAL**

Born September 23, 1994, she is the daughter of Cheryl Mitchell...she has an older brother, Tory...she majored in retail management at South Carolina...Mitchell guided Providence Day to three straight North Carolina Independent Schools Athletic Association Class 3A state championships...she was a Parade All-American as a senior and was a four-star recruit rated the 15th-best guard and top 46 player overall in the 2012 class by ESPN Hoopgurlz...named Gatorade North Carolina Player of the Year and Miss Basketball North Carolina in 2012, posting 19.6 points and 7.0 rebounds per game...she earned all-state and all-conference honors all four years of high school.

# TIFFANY MITCHELL

## CAREER TRANSACTIONS

(1) Drafted by the Indiana Fever with the ninth overall pick, first round, in the 2016 WNBA Draft, 4/14/16.

## MITCHELL'S STATISTICS

### REGULAR SEASON

YR/TEAM	G-GS	MIN	FGM-A	PCT	3FGM-A	PCT	FTM-A	PCT	OR	DR	TR	AVG	AST	PF-DQ	ST	TO	BKS	PTS	AVG
2016 IND	34-8	681	87-241	.361	25-85	.294	92-101	.911	15	43	58	1.7	48	85-0	30	55	3	291	8.6

### PLAYOFFS

YR/TEAM	G-GS	MIN	FGM-A	PCT	3FGM-A	PCT	FTM-A	PCT	OR	DR	TR	AVG	AST	PF-DQ	ST	TO	BKS	PTS	AVG
2016 IND	1-0	10	1-5	.200	0-2	.000	0-0	.000	0	0	0	0.0	0	0-0	0	1	0	2	2.0

## MITCHELL'S CAREER HIGHS

### REGULAR SEASON

MIN:	35:19, vs. NY, 6/19/16
FGM:	7, at CON, 6/5/16 vs. DAL, 5/14/16
FGA:	15, at ATL, 5/29/16
3-pt FGM:	4, at LA, 7/6/16
3-pt FGA:	6, at MIN, 6/14/16 at ATL, 5/29/16
FTM:	8, at DAL, 6/25/16
FTA:	8, at DAL, 6/25/16 at MIN, 5/27/16
OR:	2, vs. SEA, 6/12/16 at CON, 6/5/16
DR:	3, five times (most recent vs. LA, 7/19/16)
TR:	4, at CON, 6/5/16 at ATL, 5/29/16
AST:	4, at MIN, 5/27/16
ST:	4, at MIN, 5/27/16 vs. ATL, 5/20/16
BKS:	1, four times (most recent vs. LA, 7/19/16)
PTS:	21, at CON, 6/5/16

### PLAYOFFS

MIN:	10:14, vs. PHO, 9/21/16
FGM:	1, vs. PHO, 9/21/16
FGA:	5, vs. PHO, 9/21/16
3-pt FGM:	0
3-pt FGA:	2, vs. PHO, 9/21/16
FTM:	0
FTA:	0
OR:	0
DR:	0
TR:	0
AST:	0
ST:	0
BKS:	0
PTS:	2, vs. PHO, 9/21/16

## JEANETTE POHLEN-MAVUNGA

**POSITION:** Guard**WNBA YEARS:** 5**HEIGHT:** 6-0**WEIGHT:** 171**BORN:** May 2, 1989 in Downey, Calif.**HIGH SCHOOL:** Brea Olinda (Brea, Calif.)**COLLEGE:** Stanford '11**DRAFTED:** By Indiana, first round, 2011 WNBA Draft (9th overall)

32

@JFP32  
TWITTER@JFPohlen  
INSTAGRAM

"The sky's the limit," said former Fever coach Lin Dunn about 2011 top draft pick Jeanette Pohlen (now Pohlen-Mavunga)...all Pohlen did as a rookie was lead the WNBA in 3-point shooting percentage while appearing in all 34 games...since that time, unfortunately, Pohlen has navigated a troublesome path of injury.

As a second-year star in 2012, she shot 42 percent from 3-point range, hit 5-of-5 3-point attempts in the playoffs and helped Indiana to the WNBA title, despite a torn left ACL sustained in Game 2 of the Finals vs. Minnesota...the former AP first-team All-American and the Pac-10 Player of the Year saw limited time in her third pro season with Indiana, as her rehab continued...prior to a 2014 season when she anticipated a clean bill of health, she succumbed to a torn left Achilles tendon.

She has signed free-agent contracts with the Fever prior to each of the 2015, 2016 and 2017 seasons.

She guided Stanford to the 2011 NCAA Final Four where it lost in the national semifinal game to eventual champion Texas A&M on what would become her home floor at Bankers Life Fieldhouse...Pohlen and Stanford reached the Final Four in four consecutive seasons...a pair of her fans while at Stanford were student-athlete buddies Andrew Luck and Coby Fleener, each of whom was drafted by the Indianapolis Colts.

She was married July 30, 2016, to Julian Mavunga, a local basketball star from Brownsburg, Ind., during the WNBA's Olympic Break...Mavunga plays professionally overseas, and last winter played in Japan...Mavunga's sister, Stephanie, also starred at Brownsburg High School and now plays at Ohio State.

**PRO – WNBA**

**2016:** Pohlen joined the Fever at midseason, after being waived late in training camp...she averaged 1.3 points through 12 appearances.

**2015:** Pohlen played in 26 games and started the season opener against Chicago, 6/5...she finished with a 2.4-point scoring average and 0.6 assists per game...she netted a season-high six points on four occasions - three of those with a pair of 3-pointers...she shot 15-of-38 (.395) from beyond the arc.

**2014:** Waived in training camp, 5/5, due to a torn left Achilles tendon.

**2013:** Pohlen appeared in 15 of the Fever's final 18 games after sitting out the first half of the season recovering from a torn ACL...she capped her regular season with a season-high 12 points on 4-of-7 shooting from the floor...she accounted six points and a pair of 3-pointers at Minnesota 8/24...Pohlen made her 2013 debut by scoring seven points on 2-of-3 shooting against Chicago, 8/3, finishing 1-of-2 from 3-point range...she tore her ACL in her left knee during Game 2 of the WNBA Finals at Minnesota, 10/17/12.

**2012:** Pohlen played in all 34 games for the Fever...she started in the last three games of the season and played all 40 minutes of the game at Washington, 9/21...she averaged 4.4 points, 1.7 rebounds and 1.1 assists per game...she finished 11th in the WNBA for 3-point shooting percentage shooting 42.1 percent...she scored a season-high 14 points against Chicago, 6/27, shooting 5-of-7 from the field, including 4-of-6 from behind the arc. she had a career-high four steals at Connecticut, 9/19.

**2011:** One of three Fever players to appear in all 34 games, starting two...Pohlen averaged 3.9 points and 1.4 rebounds in 16

minutes per game...she scored a career-high 17 points including 5-of-5 shooting from the 3-point line at Phoenix, 6/19...besides leading the WNBA in 3-point shooting percentage, she broke rookie franchise records of field goal percentage (.471), 3-point field goal percentage (.468), and 3-point field goal percentage in a game (1.000)...she tied a franchise record of playing in 34 games as a rookie.

**PLAYOFFS**

**2016:** Pohlen did not play in the Fever's first-round loss to Phoenix.

**2015:** Pohlen appeared in 6 of 11 Fever playoff games as Indiana advanced to the WNBA Finals...she did not score in the playoffs and finished 0-of-4 from 3-point range.

**2013:** Pohlen saw limited time in the final three games of the playoffs...she recorded seven points in games against Chicago, 9/22, and Atlanta, 9/29...she shot 50 percent from the field against Chicago, 9/22.

**2012:** Pohlen played in six of the 10 Fever postseason games before tearing her left ACL in Game 2 of the WNBA Finals...she totaled 19 points through six games, 14 coming as part of a 5-of-5 shooting night with four 3-pointers in a decisive Game 3 of the conference finals at Connecticut, 10/11, while replacing Katie Douglas.

**2011:** Pohlen saw action in five of the six Fever postseason games...in 36 total minutes, she scored 10 points...she scored a playoff career-high eight points at New York, 9/17, in the Eastern Conference Semifinals

**PRO – OVERSEAS**

**2011-12:** Pohlen averaged 10.1 points through 13 games with Tarsus in the Turkish League.

**COLLEGE**

**2010-11:** Named the Pac-10 Player of the Year, she averaged career highs of 14.5 ppg and 4.75 apg while shooting 41.7 percent from 3-pt range...she broke Stanford's single-season record for 3-pt FG made with 96 and became the 32nd player in Stanford history to score 1,000 career points against Fresno State, 12/21...she finished her career with 1,453 points, 16th on Stanford's career list...she was named to the Associated Press All-America First Team and was also named to the John R. Wooden and USBWA All-America Teams...she was named Pac-10 Player of the Week on January 3...she passed out a career-high 12 assists to go with 21 points against USC...she scored 20 or more points on five occasions, including a career-best 31 points on 8-of-15 FG with five 3-pointers and 10-of-10 FTs vs. Connecticut, 12/30...in her best game of the 2011 NCAA tournament, she scored 17 points with five assists in the West Regional final vs. Gonzaga, 3/28.

**2009-10:** A starter in 36 of the 37 games she played as a junior, she averaged 9.3 points and 4.64 assists per game and was named to the All-Pac-10 First Team...she had a streak of 92 straight games played and 53 straight starts snapped when she missed a game against Washington, 1/16, due to a sprained right ankle...she posted a double-double with 15 points and a career-high-tying 10 assists at Old Dominion...she scored a season-best 26 points vs. Oregon, 2/16...she scored a game-win-

ning layup as time expired in a Sacramento Regional Final win against Xavier...she scored 11 points in the NCAA Championship game vs. Connecticut.

**2008-09:** Named to All-Pac-10 Second Team...she earned a spot on the All-West Regional team during the NCAA Tournament...named the Pac-10 Player of the Week on March 9, she was one of three Stanford players to start all 38 games...she averaged 10.7 points, 3.84 assists and led the team by playing 31.9 minutes a game...she scored in double figures 23 times in 38 appearances and scored a season-high 21 points in a win over Arizona, 3/5.

**2007-08:** Named Pac-10 All-Freshman honorable mention, she saw action in all 39 games during the season and averaged 4.6 points with 2.9 rebounds per game while shooting 43.0 percent from the field...she opened her college career by scoring 15 points in a win over Yale, 11/9.

**INTERNATIONAL**

A member of the gold medal-winning U.S. team in the 2009 World University Games in Belgrade, Serbia, Pohlen started six of the seven games...she averaged 5.0 points and 3.0 assists as part of a team-high 23.0 minutes per game.

**PERSONAL**

Jeanette Pohlen-Mavunga was born May 2, 1989, in Downey, Calif...she is the daughter of Cindy and the late John Pohlen...her father passed away in Dec. 2012 due to pulmonary fibrosis, a cause for which she is now devoted to raising awareness...she has an uncle that played football at Notre Dame...her great-uncle, Neil, is in the Texas A&M Basketball Hall of Fame...her grandfather and great grandfather both played basketball at Purdue...she has two older brothers, John and Tom...Pohlen was married to Julian Mavunga on July 30, 2016, in Newport Beach, Calif...Mavunga is a former basketball star at nearby Brownsburg High School where he led the Bulldogs to the 2008 IHSAA 4A state championship at Bankers Life Fieldhouse, alongside teammate Gordon Hayward...Mavunga, a 6-8 power forward, later starred at Miami-Ohio and currently plays professionally overseas (China in 2015-16; Japan in 2016-17)...Mavunga's younger sister, Stephanie, was named 2013 Indiana Miss Basketball while at Brownsburg and currently stars at Ohio State...when she is finished playing basketball, Pohlen considers sports broadcasting as a possible aspiration...in her own prep career, Pohlen was named the Gatorade Player of the Year in California as a high school senior, and was the state's Miss Basketball...she was named to California's All-State team in each of her four years...a McDonald's All-American, she also received similar awards from EA Sports, Max Preps, Parade, SLAM and the WBCA...she was named a high school All-American as a junior by Scout Magazine...while being named All-CIF DIIA Southern Section Player (or Co-Player), of the Year in 2005 through 2007, she was also named the Orange County Player of the Year each of those seasons...for her efforts in the classroom, she was a four-time Century League Scholar-Athlete...a four-year letterwinner and two-time captain at Brea Olinda High School in Brea, Calif., she holds school records for career points (2,196) and rebounds (1,140)...she also holds five school single-season records as well as a pair of single-game records.



# JEANETTE POHLEN-MAVUNGA

## CAREER TRANSACTIONS

(1) Drafted by the Indiana Fever with the ninth overall pick, first round, in the 2011 WNBA Draft, 4/11/11. (2) Waived by Indiana (injured during training camp), 5/5/14. (3) Signed a free agent contract with Indiana, 2/5/15. (4) Signed a free agent contract with Indiana, 2/8/16. (5) Waived by Indiana, 5/7/16. (6) Signed 7-day contract with Indiana, 7/6/16. (7) Signed 7-day contract with Indiana, 7/13/16. (8) Signed a free agent contract with Indiana, 2/23/17.

## POHLEN-MAVUNGA'S STATISTICS

### REGULAR SEASON

YR/TEAM	G-GS	MIN	FGM-A	PCT	3FGM-A	PCT	FTM-A	PCT	OR	DR	TR	AVG	AST	PF-DQ	ST	TO	BKS	PTS	AVG
2011 IND	34-2	539	48-102	.471	29-62	.468	13-15	.867	10	37	47	1.4	33	32-0	13	21	4	138	4.1
2012 IND	34-3	574	55-128	.430	32-76	.421	7-10	.700	13	44	57	1.7	38	39-0	20	31	10	149	4.4
2013 IND	13-0	191	13-38	.342	9-24	.375	6-6	1.000	6	19	25	1.9	4	11-0	6	10	1	41	3.2
2015 IND	26-1	259	21-52	.404	15-38	.395	6-8	.750	5	17	22	0.8	16	23-0	13	11	1	63	2.4
2016 IND	12-0	49	6-11	.545	3-6	.500	1-1	1.000	0	1	1	0.1	5	5-0	0	2	0	16	1.3
<b>5 YEARS</b>	<b>119-6</b>	<b>1612</b>	<b>143-331</b>	<b>.432</b>	<b>88-206</b>	<b>.427</b>	<b>33-40</b>	<b>.825</b>	<b>34</b>	<b>118</b>	<b>152</b>	<b>1.3</b>	<b>96</b>	<b>110-0</b>	<b>52</b>	<b>75</b>	<b>16</b>	<b>407</b>	<b>3.4</b>

### PLAYOFF STATISTICS

2011 IND	5-0	35	4-8	.500	2-4	.500	0-0	.000	2	2	4	0.8	3	5-0	1	1	0	10	2.0
2012 IND	6-0	69	7-9	.778	5-5	1.000	0-0	.000	0	4	4	0.7	2	5-0	3	5	0	19	3.2
2013 IND	3-0	33	4-13	.308	1-9	.111	0-0	.000	1	2	3	1.0	1	4-0	0	1	1	9	3.0
2015 IND	6-0	27	0-4	.000	0-4	.000	0-0	.000	0	1	1	0.2	1	1-0	0	0	0	0	0.0
2016 IND	DID NOT PLAY																		
<b>5 YEARS</b>	<b>20-0</b>	<b>164</b>	<b>15-34</b>	<b>.441</b>	<b>8-22</b>	<b>.364</b>	<b>0-0</b>	<b>.000</b>	<b>3</b>	<b>9</b>	<b>12</b>	<b>0.6</b>	<b>7</b>	<b>15-0</b>	<b>4</b>	<b>7</b>	<b>1</b>	<b>38</b>	<b>1.9</b>

## POHLEN-MAVUNGA'S CAREER HIGHS

### REGULAR SEASON

MIN: 40:00, at WAS, 9/21/12  
 FGM: 5, at CHI, 6/27/12  
 5, at PHO, 6/19/11  
 at NY, 6/11/11  
 FGA: 11, vs. TUL, 9/23/12  
 3-pt FGM: 5, at PHO, 6/19/11  
 3-pt FGA: 8, vs. SEA, 9/12/21  
 FTM: 4, at TUL, 8/5/11  
 FTA: 5, at TUL, 8/5/11  
 OR: 2, five times  
 (most recent: at CON, OT, 9/15/13)  
 DR: 7, at CON, OT, 9/15/13  
 TR: 9, at CON, 9/15/13  
 AST: 4, at CON, 7/17/11  
 ST: 4, at CON, 9/19/12  
 BKS: 2, at SEA, 6/17/11  
 PTS: 17, at NY, 6/3/12  
 at PHO, 6/19/11

### PLAYOFFS

MIN: 18:44, at CON, 10/11/12  
 FGM: 5, at CON, 10/11/12  
 FGA: 8, vs. ATL, 9/29/13  
 3-pt FGM: 4, at CON, 10/11/12  
 3-pt FGA: 4, vs. CHI, 9/22/13  
 at CON, 10/11/12  
 FTM: 0  
 FTA: 2, vs. ATL, 9/29/13  
 OR: 1, vs. ATL, 9/27/11  
 at ATL, 9/25/11  
 DR: 3, at MIN, 10/14/12  
 TR: 3, at MIN, 10/14/12  
 vs. ATL, 9/27/11  
 AST: 2, at CON, 10/11/12  
 ST: 1, five times  
 (most recent: vs. ATL, 9/29/13)  
 BKS: 0  
 PTS: 14, at CON, 10/11/12

## ERICA WHEELER

**POSITION:** Guard**WNBA YEARS:** 2**HEIGHT:** 5-7**WEIGHT:** 143**BORN:** May 2, 1991 in Park-land, Fla.**HIGH SCHOOL:** Parkway Academy (Miramar, Fla.)**COLLEGE:** Rutgers '13**DRAFTED:** Undrafted**ACQUIRED:** Signed as a free agent, 2/8/16

17

@EWeezy\_For3eezy  
TWITTER@EWeezy\_3  
INSTAGRAM

Entering her third WNBA season, Erica Wheeler established herself as a part-time starter and regular contributor during the Fever's 2016 season...undrafted and a part of two franchises as a free agent rookie in 2015, Wheeler uses speed and quickness to get to the rim...she complements a backcourt rotation that features Briann January, Marissa Coleman and Shenise Johnson... she established career highs across the board in 2016, after appearing in 20 games as a rookie.

**PRO – WNBA**

**2016:** A training camp free agent to begin the season, Wheeler wound up starting 25 games overall, and 18 of Indiana's last 20 games...an undrafted rookie free agent just one year earlier, she scored in double figures 12 times...in 34 games, she averaged 8.4 points, 2.1 rebounds and 2.8 assists per game, contributing a season-high 20 points at LA, 9/4...she had 10 points and a season-high nine assists in a near double-double at Chicago, 6/29...she had 18 points and seven assists at Atlanta, 5/29...she earned her first career start during her Fever debut against Dallas, 5/14, and matched her previous scoring high with 13 points, including 6-of-8 free throw attempts...she posted a season-high six rebounds at Washington, 6/22.

**2015:** Wheeler's rookie season in the WNBA included 17 regular season game with Atlanta and three with New York...waived by the Dream following a three-team trade including Chicago & Minnesota, she was signed one month later by the Liberty... she averaged 4.5 points and 1.5 assists with the Dream, and 4.7 points and 0.3 assists in three regular season games with New York...she posted a season-high 13 points against Indiana, 6/16.

**PLAYOFFS**

**2016:** Wheeler made her first playoff start and scored 10 points in a first-round loss to Phoenix, 9/21.

**2015:** She appeared in three playoff games for the Liberty, including Games 1 and 3 of the Eastern Conference Finals against Indiana...her lone basket in the playoffs came against Indiana, 9/23 in Game 1 of the East Finals.

**PRO – OVERSEAS**

**2016-17:** Wheeler began the season with Avenida in Spain, before transferring to Maccabi Ashdod in Israel...she averaged 10.4 points through 10 games in Spain...with Maccabi Ashdod, she averaged 8.6 points, 2.9 rebounds and 4.2 assists in Israel.

**2015-16:** She played 26 games with Sampaio Basquete in Brazil, averaging 11.8 points, 5.0 rebounds and finishing second in the league with 4.3 assists per game.

**2014-15:** Wheeler played for Recife in Brazil, averaging 16.6 points, 4.7 rebounds and 4.4 assists.

**2013-14:** Wheeler began her pro career with Leonas de Ponce (Puerto Rico) where she averaged 14.1 points and was second in the league with 5.7 assists, in 26 games...she later signed and played with Mersin, in Turkey.

**COLLEGE**

Wheeler finished her Rutgers career with 1,027 career points, and ranked fifth all-time at RU in 3-point field goals made (157), third in 3-point field goals attempted (500) and 10th on the Scarlet Knight all-time 3-point field goal percentage list (.314)...as a senior, she was an honorable mention All-BIG EAST selection as she led the team in scoring at 10.5 points per

game...she led the Scarlet Knights in 3-point shooting at a .354 clip and finished the season attempting 178 shots from downtown to tie for second on the RU single season list for 3-pointers attempted.

**PERSONAL**

The daughter of Eric Wheeler and Melissa Cooper, Wheeler grew up in her grandmother's five-bedroom house with a dozen other siblings and relatives until she was 11, in a rough-and-tumble section of Miami...her mother helped steer her from playing pick-up ball in local parks, toward organized school and basketball at Monsignor Pace, and eventually Parkway Academy (late in freshman year)...Wheeler helped Parkway to a pair of state championships as a junior and senior in 2008 and 2009... considering South Carolina, LSU and Florida among college choices besides Rutgers, Wheeler was rated the No. 5 point guard in the ESPNU HoopGurlz 100...she was a labor studies major at Rutgers...her mother passed away during her senior year of college and Wheeler credits RU coach C. Vivian Stringer for helping her become "a young woman that will be ready for life." ... Wheeler pays tribute to her mother with tattoos on her right shoulder blade and right leg.

**CAREER TRANSACTIONS**

(1) Signed by Atlanta to a training camp contract, 5/25/15. (2) Waived by Atlanta, 7/27/15. (3) Signed to a remainder-of-season contract by New York, 9/8/15. (4) Signed a free agent contract with Indiana, 2/18/16. (4) Signed a free agent contract with Indiana, 2/1/17.

# ERICA WHEELER

## WHEELER'S STATISTICS

### REGULAR SEASON

YR/TEAM	G-GS	MIN	FGM-A	PCT	3FGM-A	PCT	FTM-A	PCT	OR	DR	TR	AVG	AST	PF-DQ	ST	TO	BKS	PTS	AVG
2015 ATL-NY	20-0	229	37-83	.446	6-20	.300	10-16	.625	4	16	20	1.0	27	28-0	12	25	0	90	4.5
2016 IND	34-25	811	114-273	.418	17-57	.298	40-48	.833	18	54	72	2.1	95	88-1	23	68	1	285	8.4
<b>2 YEARS</b>	<b>54-25</b>	<b>1039</b>	<b>151-356</b>	<b>.424</b>	<b>23-77</b>	<b>.299</b>	<b>50-64</b>	<b>.781</b>	<b>22</b>	<b>70</b>	<b>92</b>	<b>1.7</b>	<b>122</b>	<b>116-1</b>	<b>35</b>	<b>93</b>	<b>1</b>	<b>375</b>	<b>6.9</b>

### PLAYOFF STATISTICS

YR/TEAM	G-GS	MIN	FGM-A	PCT	3FGM-A	PCT	FTM-A	PCT	OR	DR	TR	AVG	AST	PF-DQ	ST	TO	BKS	PTS	AVG
2015 NY	3-0	8	1-3	.333	0-0	.000	0-0	.000	1	0	1	0.3	0	2-0	0	2	0	2	0.7
2016 IND	1-1	26	3-6	.500	2-2	1.000	2-2	1.000	1	2	3	3.0	3	3-0	0	1	0	10	10.0
<b>2 YEARS</b>	<b>4-1</b>	<b>34</b>	<b>4-9</b>	<b>.444</b>	<b>2-2</b>	<b>1.000</b>	<b>2-2</b>	<b>1.000</b>	<b>2</b>	<b>2</b>	<b>4</b>	<b>1.0</b>	<b>3</b>	<b>5-0</b>	<b>0</b>	<b>3</b>	<b>0</b>	<b>12</b>	<b>3.0</b>


## WHEELER'S CAREER HIGHS

### REGULAR SEASON

MIN: 35:27, vs. ATL, 5/29/16  
 FGM: 9, at LA, 9/4/16  
 FGA: 17, at LA, 9/4/16  
 3-pt FGM: 3, vs. CHI, 9/9/16  
 3-pt FGA: 7, at LA, 9/4/16  
 FTM: 6, at WAS, 9/11/16  
 vs. DAL, 5/14/16  
 FTA: 10, vs. CHI, 9/9/16  
 OR: 2, vs. LA, 7/19/16  
 at DAL, 6/25/16  
 at NY, 6/5/15  
 DR: 6, at WAS, 6/22/16  
 TR: 6, at WAS, 6/22/16  
 AST: 9, at CHI, 6/29/16  
 ST: 3, vs. WAS, 9/11/15  
 BKS: 1, vs. LA, 7/19/16  
 PTS: 20, at LA, 9/4/16

### PLAYOFFS

MIN: 25:36, vs. PHO, 9/21/16  
 FGM: 3, vs. PHO, 9/21/16  
 FGA: 6, vs. PHO, 9/21/16  
 3-pt FGM: 2, vs. PHO, 9/21/16  
 3-pt FGA: 2, vs. PHO, 9/21/16  
 FTM: 2, vs. PHO, 9/21/16  
 FTA: 2, vs. PHO, 9/21/16  
 OR: 1, vs. PHO, 9/21/16  
 vs. IND, 9/29/15  
 DR: 2, vs. PHO, 9/21/16  
 TR: 3, vs. PHO, 9/21/16  
 AST: 3, vs. PHO, 9/21/16  
 ST: 0  
 BKS: 0  
 PTS: 10, vs. PHO, 9/21/16





# WATCH US WORK



# YEAR IN REVIEW

# 2016 RECORD BREAKDOWN



**2016 Indiana Fever**

**Seated (l to r):** Erica Wheeler, Video Coordinator Lindsay Davis, Equipment Manager Desmyn Bryant, Player Development Coach Carlos Knox, Head Coach Stephanie White, Assistant Coach Steven Key, Assistant Coach Gary Kloppenburg, Trainer Todd Champlin, Tiffany Mitchell, Briann January. **Standing (l to r):** Marissa Coleman, Tamika Catchings, Devereaux Peters, Natalie Achonwa, Erlana Larkins, Shenise Johnson, Jeanette Pohlen, Maggie Lucas. **Not Pictured:** Lynetta Kizer.

	RECORD	HOME	ROAD	OT
All Games	17-17	8- 9	9- 8	0- 2
vs. Eastern	8- 8	4- 4	4- 4	0- 1
vs. Western	9- 9	4- 5	5- 4	0- 1

BY MONTH	WON	LOST
May	2	3
June	5	6
July	5	3
August	0	2
September	5	3

	70+	<70
Offense	17-10	0-7
Defense	14-17	3-0

	.500+	< .500
vs. Opponent	7-8	10-8

At Start Of	OVERALL	HOME	ROAD
2nd Quarter			
- Ahead	13-4	7-2	6-2
- Behind	4-11	1-5	3-6
- Tied	0-2	0-2	0-0
3rd Quarter			
- Ahead	12-6	6-4	6-2
- Behind	4-11	1-5	3-6
- Tied	1-0	1-0	0-0
4th Quarter			
- Ahead	14-2	7-1	7-1
- Behind	2-15	1-8	1-7
- Tied	1-0	0-0	1-0

MARGINS	1	2	3	4	5	6	7	8	9	10	11	12	13	14	15	16	17	18	19	20	21	22	23	24	25	26	27	28	29	30	31	32	33	34	35	36
Won By:	1	1	1	1	2		2	2	2	2								1		1		1														
Lost By:	3	2			1	2		2			1			2									1	1	1											1

By FG%	OVERALL	HOME	ROAD
< 44%	2-12	1-7	1-5
45-49%	8-3	4-2	4-1
50-54%	5-2	2-0	3-2
55-59%	2-0	1-0	1-0
> 60%	0-0	0-0	0-0

**OVERALL STREAKS**  
 Longest Win: 3  
 Longest Loss: 3  
 Last Win: 9/18 vs. DAL, 83-60  
 Last Loss: 9/16 vs. MIN, 75-82

**HOME STREAKS**  
 Longest Win: 3  
 Longest Loss: 5  
 Last Win: 9/18 vs. DAL, 83-60  
 Last Loss: 9/16 vs. MIN, 75-82

**ROAD STREAKS**  
 Longest Win: 3  
 Longest Loss: 3  
 Last Win: 9/11 at WAS, 80-73  
 Last Loss: 9/13 at CON, 87-89

**HOME ATTENDANCE**  
 17 Games  
 145,771 Total  
 8,575 Average  
 17,704 High

**2016 DAY-BY-DAY RESULTS**

Date	Opponent	Result	Home	Road	Total	High Scoring	High Rebounds	High Assists	Opponent Scoring	Atten.
<b>MAY</b>										
14	DALLAS	L 79-90	0-1	0-0	0-1	Mitchell-18	Larkins-13	Larkins-4	Pierson-17	8,569
18	PHOENIX	W 97-93	1-1	0-0	1-1	Peters-16 Wheeler-16 Johnson-16	Larkins-10	Johnson-7	Taurasi-32	6,749
20	ATLANTA	W 94-85	2-1	0-0	2-1	Catchings-14	Johnson-7	Moseley-6	Hayes-19 Clarendon-19	7,608
27	at Minnesota	L 71-74	2-1	0-1	2-2	Mitchell-16	Larkins-6 Coleman-6	Mitchell-4	Augustus-12 Whalen-12	7,503
29	at Atlanta	L 76-85	2-1	0-2	2-3	Wheeler-18	Achonwa-8 Larkins-8	Wheeler-7	McCoughtry-22	5,233
<b>JUNE</b>										
1	SEATTLE	W 85-75	3-1	0-2	3-3	Kizer-20	Coleman-7	Moseley-3 Catchings-3 January-3	Stewart-22	6,721
3	at New York	L 59-91	3-1	0-3	3-4	Mitchell-11	Larkins-7	January-3	Rodgers-21	8,566
5	at Connecticut	W 88-77	3-1	1-3	4-4	Mitchell-21	Larkins-10	January-5	A. Thomas-20	5,346
10	CHICAGO	L 64-73	3-2	1-3	4-5	January-17	Larkins-9	Coleman-5	Boyette-16	7,533
12	SEATTLE	L 88-90	3-3	1-3	4-6	Catchings-27	Catchings-6	Coleman-3	Loyd-20	6,724
14	at Minnesota	L 63-87	3-3	1-4	4-7	Larkins-12	Larkins-9	January-4	Moore-16	7,623
17	at San Antonio	W 84-75	3-3	2-4	5-7	Catchings-23	Larkins-8	January-8	McBride-21	6,107
19	NEW YORK	L 75-78 (OT)	3-4	2-4	5-8	Catchings-23	Larkins-15	January-5	Charles-26	7,440
22	at Washington	L 62-76	3-4	2-5	5-9	Kizer-18	Peters-7 Kizer-7	Catchings-4 January-4	Hill-16	4,430
25	at Dallas	W 92-87	3-4	3-5	6-9	Larkins-19	Larkins-7	January-7	Christmas-21	5,206
29	at Chicago	W 95-83	3-4	4-5	7-9	Catchings-26	Larkins-9	Wheeler-9	Delle Donne-21	11,892
<b>JULY</b>										
1	SAN ANTONIO	L 85-87 (OT)	3-5	4-5	7-10	Larkins-16	Larkins-17	January-7	Jefferson-31	7,519
6	at Los Angeles	L 88-94	3-5	4-6	7-11	Mitchell-20	Wheeler-4 Kizer-4	Wheeler-7	Ogwumike-23	8,224
8	at Phoenix	W 78-60	3-5	5-6	8-11	Larkins-13 January-13	Larkins-10	Mitchell-3 Johnson-3 January-3	Taurasi-13 Bone-13	10,371
10	at Seattle	W 93-82	3-5	6-6	9-11	Johnson-18	Larkins-7	January-7	Stewart-32	5,975
13	CONNECTICUT	L 64-86	3-6	6-6	9-12	Kizer-18	Catchings-6	January-5	Ogwumike-20	12,272
15	ATLANTA	W 78-72	4-6	6-6	10-12	Kizer-18 Catchings-18	Larkins-11	January-6	Cortijo-20	8,612
19	LOS ANGELES	W 92-82	5-6	6-6	11-12	Catchings-23	Kizer-5 Coleman-5	January-9	Toliver-18	7,269
21	at New York	W 82-70	5-6	7-6	12-12	Kizer-21	Catchings-8	Johnson-7	Charles-25	11,253
<b>AUGUST</b>										
27	WASHINGTON	L 69-92	5-7	7-6	12-13	Achonwa-12 Larkins-12 Catchings-12	Johnson-9	January-7	Hill-18	8,081
30	PHOENIX	L 65-79	5-8	7-6	12-14	Larkins-12	Larkins-8	January-4	Griner-20	7,250
<b>SEPTEMBER</b>										
1	NEW YORK	W 98-77	6-8	7-6	13-14	Johnson-21	Catchings-9	Wheeler-4 Larkins-4 Catchings-4	Charles-22	6,524
4	at Los Angeles	L 81-88	6-8	7-7	13-15	Wheeler-20	Larkins-7	January-5	Ogwumike-21	11,332
6	at San Antonio	W 71-69	6-8	8-7	14-15	Kizer-15	Catchings-8 Coleman-8	Mitchell-2 Coleman-2 January-2	Jefferson-17	5,838
9	CHICAGO	W 95-88	7-8	8-7	15-15	January-20	Catchings-8	January-6	Pondexter-22	10,533
11	at Washington	W 80-73	7-8	9-7	16-15	Wheeler-17 Kizer-17	Coleman-7	January-4	Meesseman-19	6,542
13	at Connecticut	L 87-89	7-8	9-8	16-16	Johnson-23	Kizer-8 Coleman-8	Catchings-4	J. Thomas-21	4,407
16	MINNESOTA	L 75-82	7-9	9-8	16-17	Coleman-19	Larkins-6	Larkins-4	Moore-15	8,663
18	DALLAS	W 83-60	8-9	9-8	17-17	Kizer-16 Catchings-16	Larkins-9	January-8	Christmas-12	17,704
<b>WNBA First Round</b>										
21	PHOENIX	L 78-89	0-1	0-0	0-1	Catchings-13	Catchings-10	January-9	Taurasi-20	6,282





## 2016 SEASON HIGHS

### SEASON HIGHS (Regular Season)

PLAYER	MINUTES	FIELD GOALS	FREE THROWS	----- REBOUNDS -----			ASSISTS	STEALS	TURNOVERS	BLOCKED SHOTS	POINTS
				OFFENSIVE	DEFENSIVE	TOTAL					
NATALIE ACHONWA	16 AUG. 27 vs Wash.	6 SEP. 18 vs Dal.	4 MAY. 20 vs Atl.	3 (2) JUN. 29 at Chi.	6T MAY. 29 at Atl.	8 MAY. 29 at Atl.	1 (6) SEP. 18 vs Dal.	2T(2) AUG. 30 vs Pho.	2 AUG. 30 vs Pho.	1 JUN. 5 at Conn.	12 (2) SEP. 18 vs Dal.
TAMIKA CATCHINGS	35 JUN. 19 vs N.Y.	9 JUN. 12 vs Sea.	9 JUN. 29 at Chi.	3 (3) SEP. 16 vs Minn.	7 SEP. 1 vs N.Y.	9 SEP. 1 vs N.Y.	5 JUL. 1 vs S.A.	6 JUL. 1 vs S.A.	5 JUL. 1 vs S.A.	3 MAY. 14 vs Dal.	27 JUN. 12 vs Sea.
MARISSA COLEMAN	36 JUN. 19 vs N.Y.	7 SEP. 16 vs Minn.	8T SEP. 6 at S.A.	3 MAY. 27 at Minn.	7 SEP. 6 at S.A.	8 (2) SEP. 13 at Conn.	5 JUN. 10 vs Chi.	3 (4) SEP. 16 vs Minn.	6C JUN. 5 at Conn.	1 (9) SEP. 16 vs Minn.	19 (2) SEP. 16 vs Minn.
BRIANN JANUARY	36 JUL. 1 vs S.A.	6 SEP. 11 at Wash.	9 JUN. 19 vs N.Y.	2 (5) AUG. 27 vs Wash.	3 (4) SEP. 6 at S.A.	5 (2) AUG. 27 vs Wash.	9 JUL. 19 vs L.A.	6C JUL. 8 at Pho.	4 (2) AUG. 27 vs Wash.	1 (3) SEP. 18 vs Dal.	20 SEP. 9 vs Chi.
SHENISE JOHNSON	32 JUN. 10 vs Chi.	9 SEP. 13 at Conn.	6 (2) SEP. 1 vs N.Y.	4 AUG. 27 vs Wash.	5 (2) AUG. 27 vs Wash.	9 AUG. 27 vs Wash.	7 (2) JUL. 21 at N.Y.	3 (3) SEP. 13 at Conn.	4 (2) JUN. 10 vs Chi.	2C SEP. 11 at Wash.	23C SEP. 13 at Conn.
LYNETTA KIZER	34C JUL. 15 vs Atl.	10C JUL. 21 at N.Y.	7T SEP. 6 at S.A.	3 (4) SEP. 13 at Conn.	6 JUN. 22 at Wash.	8 SEP. 13 at Conn.	3C(2) JUL. 19 vs L.A.	5C JUL. 15 vs Atl.	4T JUN. 22 at Wash.	1 (10) SEP. 18 vs Dal.	21C JUL. 21 at N.Y.
ERLANA LARKINS	40 JUN. 19 vs N.Y.	8T JUN. 25 at Dal.	8T MAY. 14 vs Dal.	5 (3) JUL. 15 vs Atl.	12 (2) JUL. 1 vs S.A.	17 JUL. 1 vs S.A.	5 JUL. 15 vs Atl.	3 (3) JUL. 19 vs L.A.	4 JUN. 19 vs N.Y.	3T JUN. 19 vs N.Y.	19C JUN. 25 at Dal.
MAGGIE LUCAS	21 MAY. 27 at Minn.	5 MAY. 27 at Minn.	2 (3) MAY. 20 vs Atl.	1T MAY. 20 vs Atl.	3T MAY. 27 at Minn.	3T MAY. 27 at Minn.	1 (3) MAY. 27 at Minn.	1 (2) MAY. 27 at Minn.	3 MAY. 27 at Minn.	0	12 MAY. 27 at Minn.
TIFFANY MITCHELL	35C JUN. 19 vs N.Y.	7C(2) JUN. 5 at Conn.	8C JUN. 25 at Dal.	2C(2) JUN. 12 vs Sea.	4C SEP. 18 vs Dal.	5C SEP. 18 vs Dal.	4C MAY. 27 at Minn.	4C(2) MAY. 27 at Minn.	4C JUL. 15 vs Atl.	1C(3) JUL. 15 vs Atl.	21C JUN. 5 at Conn.
BRENE MOSELEY	18C MAY. 14 vs Dal.	3C MAY. 14 vs Dal.	2C JUN. 19 vs N.Y.	1C JUN. 19 vs N.Y.	2C MAY. 27 at Minn.	2C MAY. 27 at Minn.	6C MAY. 20 vs Atl.	2C MAY. 14 vs Dal.	5C JUN. 1 vs Sea.	0C	7C MAY. 14 vs Dal.
DEVEREAUX PETERS	29 JUL. 1 vs S.A.	6T(3) JUL. 10 at Sea.	4 MAY. 18 vs Pho.	2 (4) SEP. 16 vs Minn.	7 JUL. 1 vs S.A.	8 (2) JUL. 1 vs S.A.	2 (3) SEP. 13 at Conn.	3 JUN. 29 at Chi.	3 MAY. 14 vs Dal.	2 (5) JUL. 1 vs S.A.	16 MAY. 18 vs Pho.
JEANETTE POHLEN	14 AUG. 30 vs Pho.	2 SEP. 1 vs N.Y.	1 AUG. 27 vs Wash.	0	1 JUL. 13 vs Conn.	1 JUL. 13 vs Conn.	2 JUL. 13 vs Conn.	0	1 (2) SEP. 13 at Conn.	0	6 SEP. 1 vs N.Y.
ERICA WHEELER	35C MAY. 29 at Atl.	9C SEP. 4 at L.A.	6C(2) SEP. 11 at Wash.	2T(2) JUL. 19 vs L.A.	6C JUN. 22 at Wash.	6C JUN. 22 at Wash.	9C JUN. 29 at Chi.	2 (6) SEP. 13 at Conn.	5C MAY. 29 at Atl.	1C JUL. 19 vs L.A.	20C SEP. 4 at L.A.
FEVER High Games	225 (2) JUL. 1 vs S.A.	37 JUN. 5 at Conn.	28 MAY. 18 vs Pho.	15 JUN. 12 vs Sea.	36 SEP. 1 vs N.Y.	40 (2) SEP. 18 vs Dal.	25 (3) SEP. 18 vs Dal.	18 JUL. 8 at Pho.	23 JUL. 1 vs S.A.	6 (2) JUL. 19 vs L.A.	98 SEP. 1 vs N.Y.
FEVER Low Games	200 (32) SEP. 18 vs Dal.	20 (2) AUG. 30 vs Pho.	5 JUL. 21 at N.Y.	4 (2) SEP. 1 vs N.Y.	14 JUL. 19 vs L.A.	19 JUL. 19 vs L.A.	10 MAY. 14 vs Dal.	4 (2) JUL. 13 vs Conn.	8 (3) SEP. 4 at L.A.	0 (4) SEP. 13 at Conn.	59 JUN. 3 at N.Y.
OPPONENTS High Games	225 (2) JUL. 1 vs S.A.	35 (2) JUL. 6 at L.A.	31 JUN. 22 at Wash.	15 (2) JUN. 25 at Dal.	36 JUN. 10 vs Chi.	48 JUN. 10 vs Chi.	24 JUL. 6 at L.A.	16 JUL. 1 vs S.A.	27 JUL. 8 at Pho.	11 (2) AUG. 27 vs Wash.	94 JUL. 6 at L.A.
OPPONENTS Low Games	200 (32) SEP. 18 vs Dal.	20 (2) SEP. 18 vs Dal.	4 JUN. 10 vs Chi.	1 JUN. 1 vs Sea.	14 JUN. 17 at S.A.	22 JUN. 1 vs Sea.	9 (2) SEP. 9 vs Chi.	4 (6) SEP. 18 vs Dal.	8 JUL. 13 vs Conn.	1 (2) JUL. 15 vs Atl.	60 (2) SEP. 18 vs Dal.

"C" indicates a new career-high, "T" a tied career-high.

Numbers in parentheses indicate the number of games in which a player or team has reached a given total (if more than one).

# 2016 TEAM & INDIVIDUAL SUPERLATIVES

## TEAM SUPERLATIVES

	INDIANA HIGH	INDIANA LOW	OPPONENT HIGH	OPPONENT LOW
Points, Game	98 vs. New York, 9/1	59 at New York, 6/3	94 at Los Angeles, 7/6	60 vs. Dallas, 9/18 60 at Phoenix, 7/8 26 vs. Dallas, 9/18
Points, 1st Half	** 63 vs. New York, 9/1	26 vs. Phoenix, 8/30	50 at Seattle, 7/10 50 at Minnesota, 5/27	24 at Minnesota, 5/27 13 at Washington, 6/22 13 at San Antonio, 6/17 8 vs. Dallas, 9/18 10 at Phoenix, 7/8
Points, 2nd Half	58 at Los Angeles, 7/6	25 vs. New York, 6/19	56 vs. Washington, 8/27	24 at Minnesota, 5/27
Points, 1st Quarter	% 40 vs. New York, 9/1	6 at Minnesota, 5/27	31 at Los Angeles, 9/4	13 at Washington, 6/22 13 at San Antonio, 6/17 8 vs. Dallas, 9/18 10 at Phoenix, 7/8
Points, 2nd Quarter	31 vs. Seattle, 6/1	9 at New York, 6/3	32 at Seattle, 7/10	8 vs. Dallas, 9/18
Points, 3rd Quarter	31 at Chicago, 6/29 30 at Phoenix, 7/8	* 4 vs. New York, 6/19	28 vs. Phoenix, 5/18 28 vs. Dallas, 5/14	10 at Phoenix, 7/8
Points, 4th Quarter	** 39 at Los Angeles, 7/6	11 vs. Dallas, 5/14	32 vs. Washington, 8/27	5 at Minnesota, 5/27
Scoring Margin, Game	+23 (83-60) vs. Dallas, 9/18	-32 (91-59) at New York, 6/3		
Scoring Margin, Half	+25 (63-38, 1st) vs. New York, 9/1	-26 (56-30, 2nd) vs. Washington, 8/27		
Scoring Margin, Quarter	+22 (40-18, 1st) vs. New York, 9/1	** -23 (29-6, 1st) at Minnesota, 5/27		
Field Goals Made	37 at Connecticut, 6/5	20 vs. Phoenix, 8/30 20 at New York, 6/3 55 at San Antonio, 9/6	35 at Los Angeles, 7/6 35 vs. San Antonio, ot, 7/1 73 vs. Chicago, 9/9	20 vs. Dallas, 9/18 20 at Washington, 6/22 51 at Phoenix, 7/8
Field Goals Att.	73 at Connecticut, 6/5 73 at Atlanta, 5/29			
Field Goal Pct.	.581 (36-62) at Seattle, 7/10	.328 (20-61) at New York, 6/3	.574 (31-54) at Los Angeles, 9/4	.317 (20-63) vs. Dallas, 9/18
3-Pt. Field Goals Made	14 vs. New York, 9/1	1 vs. Dallas, 9/18 1 at Washington, 6/22 7 at Dallas, 6/25	10 at New York, 6/3	2 at San Antonio, 9/6 2 at San Antonio, ot, 7/1 8 at Atlanta, 5/29
3-Pt. Field Goals Att.	26 at Los Angeles, 9/4 26 vs. New York, 9/1		23 vs. Washington, 8/27	
3-Pt. Field Goal Pct.	.538 (14-26) vs. New York, 9/1 .538 (7-13) at Los Angeles, 7/6	.091 (1-11) vs. Dallas, 9/18	.667 vs. Minnesota, 9/16	.150 (3-20) at Minnesota, 5/27
Free Throws Made	28 vs. Phoenix, 5/18	5 at New York, 7/21	31 at Washington, 6/22	4 vs. Chicago, 6/10
Free Throws Att.	37 vs. Atlanta, 5/20	6 at New York, 7/21	37 at Washington, 6/22	4 vs. Chicago, 6/10
Free Throw Pct.	1.000 (7-7) vs. Connecticut, 7/13 .957 (22-23) vs. Phoenix, 8/30 .950 (19-20) vs. Los Angeles, 7/19	.703 (26-37) vs. Atlanta, 5/20	1.000 (19-19) at San Antonio, 9/6 1.000 (4-4) vs. Chicago, 6/10 .941 (16-17) vs. Dallas, 9/18	.563 (9-16) at Connecticut, 6/5
Offensive Rebounds	15 vs. Seattle, 6/12	4 vs. New York, 9/1 4 vs. Connecticut, 7/13	15 at Dallas, 6/25 15 vs. New York, ot, 6/19	+ 1 vs. Seattle, 6/1
Defensive Rebounds	36 vs. New York, 9/1	14 vs. Los Angeles, 7/19	36 vs. Chicago, 6/10	14 at San Antonio, 6/17
Total Rebounds	40 vs. Dallas, 9/18 40 vs. New York, 9/1	19 vs. Los Angeles, 7/19	48 vs. Chicago, 6/10	22 vs. Seattle, 6/1
Rebound Margin	+10 (40-30) vs. Dallas, 9/18 +10 (37-27) vs. San Antonio, ot, 7/1 +10 (34-24) at Chicago, 6/29	-18 (28-46) vs. New York, 6/19		
Assists	25 vs. Dallas, 9/18 25 vs. New York, 9/1 25 at San Antonio, 6/17 18 at Phoenix, 7/8	10 vs. Dallas, 5/14	24 at Los Angeles, 7/6	9 vs. Chicago, 9/9 9 vs. Atlanta, 5/20
Steals		4 vs. Connecticut, 7/13 4 at Atlanta, 5/29	16 vs. San Antonio, ot, 7/1	4, six times (last time: vs. Dallas, 9/18)
Turnovers	23 vs. San Antonio, ot, 7/1	8 at Los Angeles, 9/4 8 at New York, 7/21 8 at Dallas, 6/25	27 at Phoenix, 7/8	8 vs. Connecticut, 7/13
Blocked Shots	6 vs. Los Angeles, 7/19 6 at Connecticut, 6/5	0, four times (last: at Connecticut, 9/13)	11 vs. Washington, 8/27 11 at Minnesota, 5/27	1 vs. Atlanta, 7/15 1 at Seattle, 7/10
Personal Fouls	29 vs. Dallas, 5/14	13 vs. Atlanta, 7/15	29 vs. New York, ot, 6/19	12 at New York, 7/21 at Connecticut, 6/5

## INDIVIDUAL SUPERLATIVES

	INDIANA HIGH	OPPONENT HIGH
Points, Game	27 Tamika Catchings vs. Seattle, 6/12	32 Breanna Stewart at Seattle, 7/10 Diana Taurasi vs. Phoenix, 5/18
Points, Half	19 Tamika Catchings (2nd) vs. Seattle, 6/12	20 Diana Taurasi (2nd) vs. Phoenix, 5/18
Points, Quarter	15 Tamika Catchings (4th) vs. Seattle, 6/12	16 Breanna Stewart (2nd) at Seattle, 7/10
Field Goals Made	10 Lynetta Kizer at New York, 7/21	13 Moriah Jefferson vs. San Antonio, ot, 7/1
Field Goals Attempted	19 Tamika Catchings vs. New York, ot, 6/19	21 Tina Charles vs. New York, ot, 6/19
Field Goal Pct. (5 att.)	.857 Erlana Larkins (6-7) at Los Angeles, 7/6	1.000 Natasha Howard (5-5) at Minnesota, 5/27
Field Goal Pct. (10 att.)	.818 Lynetta Kizer (9-11) vs. Connecticut, 7/13	.800 Carla Corijio (8-10) vs. Atlanta, 7/15
3-Pt. Field Goals Made	5 Shenise Johnson at Seattle, 7/10	5 Tayler Hill at Washington, 9/11; Sugar Rodgers at New York, 6/3; Diana Taurasi vs. Phoenix, 5/18
3-Pt. Field Goals Attempted	8 Shenise Johnson at Los Angeles, 9/4 Marissa Coleman at New York, 7/21 Shenise Johnson at Seattle, 7/10 Marissa Coleman vs. Chicago, 6/10	11 Diana Taurasi vs. Phoenix, 5/18
3-Pt. Field Goal Pct. (5 att.)	.800 Tiffany Mitchell (4-5) at Los Angeles, 7/6 Briann January (4-5) vs. Seattle, 6/12	.833 Tayler Hill (5-6) at Washington, 9/11
Free Throws Made	9 Tamika Catchings at Chicago, 6/29 Briann January vs. New York, ot, 6/19	10 Chiney Ogumike vs. Connecticut, 7/13; Karima Christmas at Dallas, 6/25; Odyssey Sims vs. Dallas, 5/14
Free Throws Attempted	10 Erica Wheeler vs. Chicago, 9/9 Briann January vs. New York, ot, 6/19	14 Karima Christmas at Dallas, 6/25
Free Throw Pct. (5 att.)	1.000 Tamika Catchings (9-9) at Chicago, 6/29	1.000 Odyssey Sims (10-10) vs. Dallas, 5/14
Free Throw Pct. (10 att.)	.900 Briann January (9-10) vs. New York, ot, 6/19	1.000 Odyssey Sims (10-10) vs. Dallas, 5/14
Offensive Rebounds	5 Erlana Larkins vs. Atlanta, 7/15 Erlana Larkins vs. San Antonio, ot, 7/1 Erlana Larkins at Chicago, 6/29	8 Karima Christmas at Dallas, 6/25
Defensive Rebounds	12 Erlana Larkins vs. San Antonio, ot, 7/1 Erlana Larkins vs. New York, ot, 6/19	12 Kiah Stokes vs. New York, ot, 6/19
Total Rebounds	17 Erlana Larkins vs. San Antonio, ot, 7/1	15 Tina Charles vs. New York, ot, 6/19
Assists	9 Briann January vs. Los Angeles, 7/19	8 Four times (last: Natasha Cloud at Washington, 9/11)
Steals	6 Briann January at Phoenix, 7/8 Tamika Catchings vs. San Antonio, 7/1	6 Emma Meeseman at Washington, 6/22
Blocked Shots	3 Erlana Larkins vs. New York, ot, 6/19 Tamika Catchings vs. Dallas, 5/14	4 Brittney Griner vs. Phoenix, 8/30 Elizabeth Williams at Atlanta, 5/29
Minutes	40:18 Erlana Larkins vs. New York, ot, 6/19	43:00 Tina Charles vs. New York, ot, 6/19

\* tied Indiana franchise record | \*\* NEW Indiana franchise record | + tied franchise record by opponent | ++ NEW franchise record by opponent | % tied WNBA record

# 2016 TOP PERFORMANCES & TENDENCIES

## TOP INDIVIDUAL PERFORMANCES (REGULAR SEASON)

### POINTS

Player	Points	Opponent
Tamika Catchings	27	vs. Seattle, 6/12
Tamika Catchings	26	at Chicago, 6/29
Shenise Johnson	23	at Connecticut, 9/13
Tamika Catchings	23	vs. Los Angeles, 7/19
Tamika Catchings	23	vs. New York, ot, 6/19
Tamika Catchings	23	at San Antonio, 6/17
Shenise Johnson	21	vs. New York, 9/1
Lynetta Kizer	21	at New York, 7/21
Tiffany Mitchell	21	at Connecticut, 6/5
Briann January	20	vs. Chicago, 9/9
Erica Wheeler	20	at Los Angeles, 9/4
Tiffany Mitchell	20	at Los Angeles, 7/6
Lynetta Kizer	20	vs. Seattle, 6/1

### REBOUNDS

Player	Rebounds	Opponent
Erlana Larkins	17	vs. San Antonio, ot, 7/1
Erlana Larkins	15	vs. New York, ot, 6/19
Erlana Larkins	13	vs. Dallas, 5/14
Erlana Larkins	11	vs. Atlanta, 7/15
Erlana Larkins	10	at Phoenix, 7/8
Erlana Larkins	10	at Connecticut, 6/5
Erlana Larkins	10	vs. Phoenix, 5/18
Erlana Larkins	9	vs. Dallas, 9/18
Tamika Catchings	9	vs. New York, 9/1
Shenise Johnson	9	vs. Washington, 8/27
Erlana Larkins	9	at Minnesota, 6/14
Erlana Larkins	9	vs. Chicago, 6/10

### ASSISTS

Player	Assists	Opponent
Briann January	9	vs. Los Angeles, 7/19
Erica Wheeler	9	at Chicago, 6/29
Briann January	8	vs. Dallas, 9/18
Briann January	8	at San Antonio, 6/17
Briann January	7	vs. Washington, 8/27
Shenise Johnson	7	at New York, 7/21
Briann January	7	at Seattle, 7/10
Erica Wheeler	7	at Los Angeles, 7/6
Briann January	7	vs. San Antonio, ot, 7/1
Briann January	7	at Dallas, 6/25
Erica Wheeler	7	at Atlanta, 5/29
Shenise Johnson	7	vs. Phoenix, 5/18

### STEALS

Player	Steals	Opponent
Briann January	6	at Phoenix, 7/8
Tamika Catchings	6	vs. San Antonio, ot, 7/1
Lynetta Kizer	5	vs. Atlanta, 7/15
Tamika Catchings	5	at San Antonio, 6/17
Tamika Catchings	4	vs. Los Angeles, 7/19
Tamika Catchings	4	at Seattle, 7/10
Tamika Catchings	4	at Los Angeles, 7/6
Tiffany Mitchell	4	at Minnesota, 5/27
Tiffany Mitchell	4	vs. Atlanta, 5/20

### BLOCKED SHOTS

Player	Blocks	Opponent
Erlana Larkins	3	vs. New York, ot, 6/19
Tamika Catchings	3	vs. Dallas, 5/14

### DOUBLE-DOUBLES

Player	Breakdown	Opponent
Erlana Larkins	10 points, 11 rebounds	vs. Atlanta, 7/15
Erlana Larkins	13 points, 10 rebounds	at Phoenix, 7/8
Erlana Larkins	16 points, 17 rebounds	vs. San Antonio, ot, 7/1
Erlana Larkins	10 points, 15 rebounds	vs. New York, ot, 6/19
Erlana Larkins	11 points, 10 rebounds	vs. Phoenix, 5/18
Erlana Larkins	14 points, 13 rebounds	vs. Dallas, 5/14

### STARTING LINEUPS

Lineup	Record
F-Johnson, F-Catchings, C-Larkins, G-Mitchell, G-Wheeler	0-1
F-Coleman, F-Catchings, C-Larkins, G-Johnson, G-Wheeler	2-0
F-Coleman, F-Catchings, C-Larkins, G-Mitchell, G-Wheeler	1-3
F-Coleman, F-Catchings, C-Larkins, G-Johnson, G-January	1-3
F-Coleman, F-Catchings, C-Larkins, G-Mitchell, G-January	1-2
F-Catchings, F-Kizer, C-Larkins, G-Wheeler, G-January	7-2
F-Catchings, F-Johnson, C-Larkins, G-Wheeler, G-January	0-1
F-Catchings, F-Kizer, C-Larkins, G-Johnson, G-January	0-2
F-Catchings, F-Coleman, C-Larkins, G-January, G-Wheeler	5-2
F-Catchings, F-Coleman, C-Kizer, G-January, G-Wheeler	0-1

## INDIANA FEVER TENDENCIES (REGULAR SEASON)

### Fever Record .....Overall

Overall	17-17
Home	8-9
Road	9-8

Leading at the half	12-7
Trailing at the half	4-10
Tied at the half	1-0

Leading after three quarters	14-2
Trailing after three quarters	2-15
Tied after three quarters	1-0

Leading with 4:00 to play	16-1
Trailing with 4:00 to play	0-16
Tied with 4:00 to play	1-0

In single overtime	0-2
In double overtime	0-0

Shooting 50% or better	7-2
Shooting below 50%	10-15
Shooting 40% or better	16-8
Shooting below 40%	1-9

Opponent shooting 50% or better	2-7
Opponent shooting below 50%	15-10
Opponent shooting 40% or better	14-16
Opponent shooting below 40%	3-1

Shoot higher FG% than opponent	13-1
Shoot lower FG% than opponent	4-16
FG% is even	0-0

Shooting more FG attempts	11-11
Shooting fewer FG attempts	5-5
FG attempts are even	1-1

Shooting more FT attempts	7-4
Shooting fewer FT attempts	6-13
FT attempts are even	4-0

Outrebounding opponent	12-7
Outrebounded by opponent	4-9
Rebounding is even	1-1

More turnovers than opponent	5-11
Fewer turnovers than opponent	12-5
Turnovers are even	0-1

More fouls than opponent	8-12
Fewer fouls than opponent	8-4
Fouls are even	1-1

Zero Fever players foul out	17-14
1+ Fever players foul out	0-3

Score more points in the paint	6-4
Score fewer points in the paint	9-11
Points in the paint are even	2-2

Score more fast break points	9-5
Score fewer fast break points	8-10
Fast break points are even	0-2

Score more second-chance points	14-9
Score fewer second-chance points	3-7
Second-chance points are even	0-1

Score more points off turnovers	11-4
Score fewer points off turnovers	5-9
Points off turnovers are even	1-4

Scoring more bench points	14-8
Scoring fewer bench points	3-8
Bench scoring is even	0-1

### Fever Record .....Overall

Games decided by three or less	1-5
Games decided by five or less	2-5
Games decided by six to nine	5-5
Games decided by less than 10	8-10
Games decided by 10 or more	9-7
Games decided by 10-19	7-3
Games decided by 20 or more	2-4

Vs. Team with winning record	6-7
Vs. Team with .500 record	1-2
Vs. Team with losing record	10-8

Player scores 30+ points	0-0
Player scores 20+ points	8-5

Fever scores < 60 points	0-1
Fever scores 60+ points	17-16
Fever scores 70+ points	17-10
Fever scores 80+ points	14-5
Fever scores 90+ points	8-0

Opp. Player scores 30+ points	2-1
Opp. Player scores 20+ points	11-9

Opponent scores < 60 points	0-0
Opponent scores 60+ points	17-17
Opponent scores 70+ points	14-17
Opponent scores 80+ points	7-12
Opponent scores 90+ points	1-5

In May	2-3
In June	5-6
In July	5-3
In August	0-2
In September	5-3
In day games	5-4
In night games (5pm or later)	12-13
In back-to-back games (2nd game)	0-0

### Fever Top Scorer (includes ties)

Tamika Catchings	9
Lynetta Kizer	8
Erlana Larkins	6
Tiffany Mitchell	5
Shenise Johnson	4
Erica Wheeler	4
Briann January	3
Marissa Coleman	3
Natalie Achonwa	1
Devereaux Peters	1

### Fever Top Rebounder (includes ties)

Erlana Larkins	19
Tamika Catchings	6
Marissa Coleman	6
Lynetta Kizer	4
Shenise Johnson	2
Devereaux Peters	1
Erica Wheeler	1

### Fever Top Assists (includes ties)

Briann January	21
Tamika Catchings	4
Erica Wheeler	4
Marissa Coleman	3
Shenise Johnson	3
Erlana Larkins	3
Tiffany Mitchell	3
Brene Moseley	2

### FEVER'S LARGEST

**Lead:** 32 (78-46, 3:25, 3rd quarter) vs. New York, 9/1  
**Deficit:** 34 (91-57, 0:36, 4th quarter) at New York, 6/3  
**Comeback by Fever:** 18 (2:56, 2nd quarter, trailed 43-25) at Atlanta, 5/29 (3:18, 3rd quarter, led 55-54; lost 85-76)  
**Comeback by Opponent:** 15 (1:51, 2nd quarter, led 40-25) at San Antonio, 6/17 (won, 84-75)  
**Margin of Victory:** 23 (83-60) vs. Dallas, 9/18  
**Margin of Defeat:** 32 (91-59) at New York, 6/3  
**Home Crowd:** 17,704 vs. Dallas, 9/18  
**Road Crowd:** 11,253 at New York, 7/21





# WATCH US WORK



## REGULAR SEASON RECORDS

# ANNUAL STATISTICS AND COACHING RECORDS

## ANNUAL WON/LOSS RECORD

YEAR	COACH	W-L	PCT.	HOME	ROAD	PF	PA	PLAYOFFS	FINISH
2000	Anne Donovan	9-23	.281	5-11	4-12	2213	2290	---	Seventh, East
2001	Nell Fortner	10-22	.312	7-9	3-13	2153	2249	---	Sixth, East
2002	Nell Fortner	16-16	.500	10-6	6-10	2097	2129	1-2 .333	Fourth, East (Conference Semifinals)
2003	Nell Fortner	16-18	.471	11-6	5-12	2337	2321	---	T-Fifth, East
2004	Brian Winters	15-19	.441	10-7	5-12	2198	2245	---	Sixth, East
2005	Brian Winters	21-13	.618	14-3	7-10	2170	2133	2-2 .500	Second, East (Conference Finals)
2006	Brian Winters	21-13	.618	12-5	9-8	2435	2316	0-2 .000	Third, East (Conference Semifinals)
2007	Brian Winters	21-13	.618	12-5	9-8	2480	2370	3-3 .500	Second, East (Conference Finals)
2008	Lin Dunn	17-17	.500	11-6	6-11	2473	2457	1-2 .333	Fourth, East (Conference Semifinals)
2009	Lin Dunn	22-12	.647	14-3	8-9	2606	2501	6-4 .600	First, East (WNBA Finals)
2010	Lin Dunn	21-13	.618	12-5	9-8	2661	2518	1-2 .333	Third, East (Conference Semifinals)
2011	Lin Dunn	21-13	.618	13-4	8-9	2643	2510	3-3 .500	First, East (Conference Finals)
2012	Lin Dunn	22-12	.647	13-4	9-8	2663	2459	7-3 .700	Second, East (WNBA CHAMPIONS)
2013	Lin Dunn	16-18	.471	9-8	7-10	2408	2396	2-2 .500	Fourth, East (Conference Finals)
2014	Lin Dunn	16-18	.471	7-10	9-8	2521	2554	3-2 .667	T-Second, East (Conference Finals)
2015	Stephanie White	20-14	.588	11-6	9-8	2641	2577	6-5 .545	Third, East (WNBA Finals)
2016	Stephanie White	17-17	.500	8-9	9-8	2736	2749	0-1 .000	T-Fifth (WNBA First Round)
<b>TOTALS</b>		<b>301-271</b>	<b>.526</b>	<b>179-107</b>	<b>122-164</b>	<b>---</b>	<b>---</b>	<b>35-33</b>	<b>.515</b>

## ANNUAL TEAM STATISTICS

OFFENSE																		
YEAR	G	FG-A	PCT	3FG-A	PCT	FT-A	PCT	OR	DR	TR	AVG	A	PF-D	ST	TO	BS	PTS	AVG
2000	32	796-1838	.433	193-521	.370	428-569	.752	285	647	932	29.1	501	642-9	271	518	126	2213	69.2
2001	32	762-1822	.418	157-446	.352	472-591	.799	286	649	935	29.2	458	600-5	242	491	118	2153	67.3
2002	32	731-1825	.401	180-543	.331	455-580	.784	315	633	948	29.6	447	559-6	268	438	100	2097	65.5
2003	34	839-2011	.417	210-600	.350	449-563	.798	334	654	988	29.1	539	668-5	299	474	121	2337	68.7
2004	34	791-2011	.393	166-481	.345	450-580	.776	396	705	1101	32.4	555	639-12	261	486	134	2198	64.6
2005	34	784-1958	.400	150-468	.321	452-595	.760	341	671	1012	29.8	493	668-6	336	477	95	2170	63.8
2006	34	873-2144	.407	171-551	.310	518-676	.766	339	755	1094	32.2	501	606-3	354	528	93	2435	71.6
2007	34	907-2167	.419	188-546	.344	478-617	.775	341	812	1153	33.9	511	646-5	308	589	136	2480	72.9
2008	34	876-2179	.402	226-662	.341	495-656	.755	349	778	1127	33.1	500	727-6	324	585	165	2473	72.7
2009	34	890-2212	.402	213-637	.334	613-746	.822	342	780	1122	33.0	527	692-6	373	531	117	2606	76.6
2010	34	941-2147	.438	216-591	.365	563-720	.782	327	779	1106	32.5	567	705-4	331	551	171	2661	78.3
2011	34	936-2114	.443	223-589	.379	548-695	.788	295	778	1073	31.6	556	609-4	299	502	165	2643	77.7
2012	34	930-2226	.418	270-675	.400	533-655	.814	338	757	1095	32.2	563	570-1	324	464	146	2663	78.3
2013	34	866-2203	.393	187-555	.337	489-626	.781	361	727	1088	32.0	464	612-3	326	451	120	2408	70.8
2014	34	907-2168	.418	175-506	.346	532-705	.755	346	751	1097	32.3	483	714-3	279	503	139	2521	74.1
2015	34	939-2214	.424	182-506	.360	581-727	.799	329	771	1100	32.4	506	708-5	295	490	97	2641	77.7
2016	34	994-2223	.447	174-542	.321	574-679	.845	290	762	1052	30.9	601	708-3	298	498	80	2736	80.5
DEFENSE																		
Year	G	FG-A	Pct	3FG-A	Pct	FT-A	Pct	OR	DR	TR	Avg	A	PF-D	ST	TO	BS	PTS	AVG
2000	32	839-1868	.449	109-358	.304	503-669	.752	321	633	954	29.8	528	612-5	267	476	75	2290	71.6
2001	32	853-1899	.449	131-367	.357	412-583	.707	306	660	966	30.2	585	616-6	256	466	140	2249	70.3
2002	32	804-1817	.442	162-464	.349	359-503	.714	288	644	932	29.1	507	647-9	226	470	145	2129	66.5
2003	34	837-1908	.439	157-421	.373	490-638	.768	309	677	986	29.0	570	631-4	227	512	170	2321	68.3
2004	34	804-1865	.431	121-352	.344	516-695	.742	281	688	969	28.5	514	603-1	268	466	162	2245	66.0
2005	34	775-1798	.431	123-367	.335	460-642	.717	279	711	990	29.1	435	644-2	234	558	113	2133	62.7
2006	34	883-2043	.432	137-444	.309	413-559	.739	288	773	1061	31.2	507	685-8	259	617	105	2316	68.1
2007	34	881-2192	.402	158-483	.327	450-608	.740	369	795	1164	34.2	475	663-7	280	610	114	2370	69.7
2008	34	891-2127	.419	135-415	.325	540-706	.765	338	833	1171	34.4	477	659-2	294	608	130	2457	72.3
2009	34	909-2118	.429	154-483	.319	529-692	.764	318	849	1167	34.3	498	700-8	271	638	116	2501	73.6
2010	34	885-2128	.416	181-547	.331	567-716	.792	339	783	1122	33.0	497	687-3	282	603	120	2518	74.1
2011	34	925-2182	.424	179-534	.335	481-655	.734	359	776	1135	33.4	537	647-1	269	542	134	2510	73.8
2012	34	925-2154	.429	178-537	.331	431-576	.748	356	813	1169	34.4	485	644-4	242	592	168	2459	72.3
2013	34	889-2034	.437	128-405	.316	490-618	.793	305	839	1144	33.6	485	604-3	237	556	171	2396	70.5
2014	34	923-2084	.443	125-410	.305	583-745	.783	294	789	1083	31.9	526	660-4	271	519	179	2554	75.1
2015	34	945-2149	.440	153-509	.301	534-683	.782	287	829	1116	32.3	536	703-5	264	552	167	2577	75.8
2016	34	995-2132	.467	177-509	.348	582-742	.784	277	794	1071	31.5	581	672-4	270	530	139	2749	80.9

## HEAD COACHES RECORDS

COACH	YEARS	SEASONS	OVERALL		PLAYOFFS	
			W-L	PCT.	W-L	PCT.
Anne Donovan	2000	1	9-23	.281	---	---
Nell Fortner	2001-03	3	42-56	.429	1-2	.333
Brian Winters	2004-07	4	78-58	.573	5-7	.417
Lin Dunn	2008-14	7	135-103	.567	23-18	.561
Stephanie White	2015-16	2	37-31	.544	6-6	.500
<b>TOTALS</b>		<b>17</b>	<b>301-271</b>	<b>.526</b>	<b>35-33</b>	<b>.515</b>

## ASSISTANT/ASSOCIATE COACHES

Sylvia Crawley	2014
Micki DeMoss	2012-14
Lin Dunn	2004-07
Gail Goestenkors	2015
Steven Key	2016
Gary Kloppenburg	2008-11, 2015-16
Jim Lewis	2008-09
Julie Plank	2000-07
Shelley Patterson	2000-03
Stephanie White	AC: 2011-13; AHC: 2014

# ATTENDANCE AND ANNUAL STATISTICAL LEADERS

## ANNUAL ATTENDANCE FIGURES

YEAR	HOME GAMES	HOME ATTENDANCE	HOME AVG (HIGH)	WNBA RANK	AWAY GAMES	AWAY ATTENDANCE	AWAY AVG (HIGH)	TOTAL GAMES	TOTAL ATTENDANCE	TOTAL AVG
2000	16	180,270	11,267 (13,178)	4th	16	149,332	9,333 (19,093)	32	329,602	10,300
2001	16	138,922	8,683 (15,198)	8th	16	144,491	9,031 (16,050)	32	283,413	8,857
2002	16	134,945	8,434 (15,488)	9th	16	134,245	8,390 (14,986)	32	269,190	8,412
2003	17	141,778	8,340 (18,345)	8th	17	138,002	8,118 (15,424)	34	279,780	8,229
2004	17	129,018	7,589 (9,656)	10th	17	148,092	8,711 (14,956)	34	277,110	8,150
2005	17	142,494	8,382 (9,823)	7th	17	129,590	7,622 (11,903)	34	272,084	8,002
2006	17	122,468	7,204 (9,312)	10th	17	119,719	7,042 (12,947)	34	242,187	7,123
2007	17	122,855	7,227 (10,542)	11th	17	133,915	7,877 (13,320)	34	256,770	7,552
2008	17	130,941	7,702 (10,533)	10th	17	134,243	7,897 (19,393)	34	265,184	7,800
2009	17	134,964	7,939 (10,050)	6th	17	134,265	7,898 (11,595)	34	269,229	7,919
2010	17	140,504	8,265 (10,076)	6th	17	132,016	7,766 (10,995)	34	272,520	8,015
2011	17	136,915	8,054 (11,521)	6th	17	124,386	7,317 (11,587)	34	261,301	7,685
2012	17	128,897	7,582 (9,403)	6th	17	115,707	6,806 (9,523)	34	244,604	7,194
2013	17	138,795	8,164 (10,756)	4th	17	119,330	7,019 (11,801)	34	258,125	7,592
2014	17	134,306	7,900 (10,625)	6th	17	113,571	6,681 (9,432)	34	247,877	7,291
2015	17	127,244	7,485 (12,189)	6th	17	116,277	6,840 (11,336)	34	243,521	7,162
2016	17	145,771	8,575 (17,704)	5th	17	125,848	7,403 (11,892)	34	271,619	7,989

## LARGEST ATTENDANCE FIGURES

### SEASON TOTAL

180,270 in 2000  
145,771 in 2016  
142,494 in 2005  
141,778 in 2003  
140,504 in 2010  
138,922 in 2001  
138,795 in 2013

### SEASON AVERAGE

11,267 in 2000 (16 games)  
8,683 in 2001 (16 games)  
8,575 in 2016 (17 games)  
8,434 in 2002 (16 games)  
8,382 in 2005 (17 games)  
8,340 in 2003 (17 games)  
8,265 in 2010 (17 games)  
8,164 in 2013 (17 games)  
8,054 in 2011 (17 games)

### LARGEST HOME ATTENDANCE

18,345 vs. Washington, 5/31/03  
17,704 vs. Dallas, 9/18/16  
15,488 vs. Miami, 8/11/02  
15,198 vs. Detroit, 8/12/01  
13,178 vs. New York, 6/23/00  
13,093 vs. Cleveland, 8/23/03  
13,014 vs. Detroit, 6/1/02  
12,671 vs. Charlotte, 7/22/00  
12,575 vs. Orlando, 6/2/00  
12,272 vs. Connecticut, 7/13/16  
12,213 vs. Detroit, 8/7/00  
12,189 vs. Seattle, 7/8/15  
12,060 vs. Portland, 7/3/00

### LARGEST AWAY ATTENDANCE

\*19,393 at New York, 7/19/08  
19,093 at Washington, 7/20/00  
16,050 at New York, 6/2/01  
16,021 at Washington, 7/22/01  
15,424 at New York, 8/20/03  
14,986 at Washington, 8/6/02  
14,970 at Washington, 6/7/02  
14,956 at Washington, 7/1/04  
13,791 at New York, 7/9/01  
13,560 at Minnesota, 9/3/04  
13,461 at Washington, 7/29/03  
\* Liberty Outdoor Classic (Arthur Ashe Stadium)

## ANNUAL STATISTICAL LEADERS

### POINTS PER GAME (MIN 250 POINTS)

2016 Tamika Catchings 433  
2015 Tamika Catchings 393  
2014 Tamika Catchings 258  
2013 Tamika Catchings 530  
2012 Tamika Catchings 590  
2011 Tamika Catchings 511  
2010 Tamika Catchings 618  
2009 Katie Douglas 547  
2008 Katie Douglas 516  
2007 Tamika Catchings 348  
2006 Tamika Catchings 521  
2005 Tamika Catchings 501  
2004 Tamika Catchings 568  
2003 Tamika Catchings 671  
2002 Tamika Catchings 594  
2001 Rita Williams 380  
2000 Kara Wolters 370

### TP

### AVG

### FG PERCENTAGE (MIN 45 FGA)

### PCT

### FG-FGA

### FT PERCENTAGE (MIN 45 FTA)

### PCT

### FT-FTA

### ASSISTS

### AST

### AVG

2016 Erlana Larkins .639 106-166  
2015 Natalie Achonwa .550 88-160  
2014 Erlana Larkins .599 124-207  
2013 Erlana Larkins .545 103-189  
2012 Erlana Larkins .509 55-108  
2011 Jessica Davenport .529 145-274  
2010 Jessica Davenport .571 96-168  
2009 Jessica Davenport .527 29-55  
2008 Tammy Sutton-Brown .495 143-289  
2007 Tammy Sutton-Brown .485 149-307  
2006 Tamika Whitmore .457 199-435  
2005 Jurgita Streimikyte .461 82-178  
2004 Kelly Schumacher .469 92-196  
2003 Natalie Williams .485 176-363  
2002 Kelly Schumacher .506 45-89  
2001 Jurgita Streimikyte .472 99-207  
2000 Kara Wolters .561 148-264

2016 Shenise Johnson .938 60-64  
2015 Lynetta Kizer .879 51-58  
2014 Briann January .880 66-75  
2013 Tamika Catchings .861 136-158  
2012 Briann January .874 76-87  
2011 Tamika Catchings .883 143-162  
2010 Tamika Catchings .849 157-185  
2009 Ebony Hoffman .896 69-77  
2008 Tan White .850 51-60  
2007 Tan White .841 53-63  
2006 Tamika Whitmore .821 115-140  
2005 Kelly Miller .848 67-79  
2004 Kelly Miller .877 50-57  
2003 Stephanie White .938 45-48  
2002 Nikki McCray .816 84-103  
2001 Nadine Malcolm .871 56-62  
2000 Monica Maxwell .862 50-58

2016 Briann January 136  
2015 Briann January 98  
2014 Briann January 116  
2013 Briann January 118  
2012 Briann January 122  
2011 Tamika Catchings 115  
2010 Tamika Catchings 135  
2009 Tamika Catchings 107  
2008 Katie Douglas 106  
2007 Tamika Catchings 98  
2006 Tamika Catchings 119  
2005 Tamika Catchings 143  
2004 Tamika Catchings 115  
2003 Tamika Catchings 114  
2002 Tamika Catchings 118  
2001 Rita Williams 114  
2000 Rita Williams 101

### TOTAL POINTS

2016 Tamika Catchings 433  
2015 Tamika Catchings 393  
2014 Shavonte Zellous 374  
2013 Tamika Catchings 530  
2012 Tamika Catchings 590  
2011 Tamika Catchings 511  
2010 Tamika Catchings 618  
2009 Katie Douglas 547  
2008 Katie Douglas 516  
2007 Tammy Sutton-Brown 409  
2006 Tamika Whitmore 528  
2005 Tamika Catchings 501  
2004 Tamika Catchings 568  
2003 Tamika Catchings 671  
2002 Tamika Catchings 594  
2001 Rita Williams 380  
2000 Kara Wolters 370

### TP

### AVG

### 3-PT FG PERCENTAGE (MIN 20 3-PT FGA)

### PCT

### FG-FGA

### REBOUNDS PER GAME

### REB

### AVG

### BLOCKED SHOTS

### BKS

### AVG

2016 Briann January .392 29-74  
2015 Briann January .431 25-58  
2014 Karima Christmas .386 27-70  
2013 Erin Phillips .479 23-48  
2012 Erin Phillips .438 28-64  
2011 Jeanette Pohlen .468 29-62  
2010 Tamika Catchings .448 47-105  
2009 Katie Douglas .349 66-189  
2008 Ebony Hoffman .456 26-57  
2007 Anna DeFoe .410 43-105  
2006 Tamika Whitmore .395 15-38  
2005 Tully Bevilaqua .379 44-116  
2004 Kelly Miller .411 46-112  
2003 Niele Ivey .393 33-84  
2002 Tamika Catchings .394 76-193  
2001 Nadine Malcolm .411 23-56  
2000 Monica Maxwell .397 62-156

2016 Erlana Larkins 244  
2015 Tamika Catchings 213  
2014 Erlana Larkins 303  
2013 Erlana Larkins 265  
2012 Tamika Catchings 258  
2011 Tamika Catchings 233  
2010 Tamika Catchings 242  
2009 Tamika Catchings 245  
2008 Ebony Hoffman 258  
2007 Tamika Catchings 189  
2006 Tamika Catchings 240  
2005 Tamika Catchings 264  
2004 Tamika Catchings 249  
2003 Tamika Catchings 272  
2002 Tamika Catchings 276  
2001 Olympia Scott 161  
2000 Kara Wolters 164

2016 Devereaux Peters 18  
2015 Tamika Catchings 24  
2014 Erlana Larkins 27  
2013 tie-Tamika Catchings 31  
2013 tie-Jessica Breland 31  
2012 Tamika Catchings 29  
2011 Jessica Davenport 45  
2010 Tammy Sutton-Brown 55  
2009 Tammy Sutton-Brown 40  
2008 Tammy Sutton-Brown 57  
2007 Tammy Sutton-Brown 47  
2006 Tamika Catchings 35  
2005 Kelly Schumacher 24  
2004 Tamika Catchings 38  
2003 Tamika Catchings 35  
2002 Tamika Catchings 43  
2001 Kelly Schumacher 29  
2000 Kara Wolters 49



### STEALS

2016 Tamika Catchings 62  
2015 Tamika Catchings 55  
2014 Erlana Larkins 64  
2013 Tamika Catchings 85  
2012 Tamika Catchings 70  
2011 Tamika Catchings 67  
2010 Tamika Catchings 77  
2009 Tamika Catchings 99  
2008 Tully Bevilaqua 59  
2007 Tamika Catchings 66  
2006 Tamika Catchings 94  
2005 Tamika Catchings 90  
2004 Tamika Catchings 67  
2003 Tamika Catchings 72  
2002 Tamika Catchings 94  
2001 Rita Williams 72  
2000 Rita Williams 76

### STL

### AVG

1.8  
2.2  
1.9  
2.8  
2.1  
2.0  
2.3  
2.9  
2.0  
3.1  
2.9  
2.6  
2.0  
2.1  
2.9  
2.3  
2.4

# FEVER VS. WNBA – ALL-TIME SERIES AND VENUES

## ALL-TIME REGULAR-SEASON SERIES

### VS. EASTERN CONFERENCE

TEAM	2016	OVERALL	HOME	ROAD	HIGH MARGIN	LOW MARGIN	IND HIGH PTS	IND LOW PTS	OPP HIGH PTS	OPP LOW PTS
Atlanta	2-1	19-18	12-8	7-10	+29	-19	106	58	93	62
Charlotte	-	12-12	10-2	2-10	+21	-30	92	37	85	46
Chicago	2-1	32-13	18-5	14-8	+29	-26	95	57	106	51
Cleveland	-	5-8	3-4	2-4	+13	-24	87	53	86	46
a-Connecticut	1-2	28-36	17-15	11-21	+34	-28	95	55	95	46
Detroit **	-	18-18	12-5	6-13	+31	-37	85	40	111	54
Miami	-	3-6	2-3	1-3	+21	-6	80	52	72	54
New York	2-2	41-24	24-8	17-16	+33	-32	98	53	102	44
Washington	1-2	40-24	20-11	20-13	+32	-23	92	48	92	42
<b>All-Time vs. East</b>	<b>8-8</b>	<b>198-159</b>	<b>118-61</b>	<b>80-98</b>						

### VS. WESTERN CONFERENCE

TEAM	2015	OVERALL	HOME	ROAD	HIGH MARGIN	LOW MARGIN	IND HIGH PTS	IND LOW PTS	OPP HIGH PTS	OPP LOW PTS
c-Dallas **	2-1	11-4	6-2	5-2	+33	-11	102	70	107	58
Houston	-	5-11	4-4	1-7	+25	-26	84	45	93	56
Los Angeles	1-2	10-22	7-8	3-14	+35	-31	98	51	94	56
Minnesota	0-3	12-21	6-10	6-11	+38	-24	91	45	96	51
Phoenix	2-1	20-12	11-6	9-6	+22	-17	110	56	106	56
Portland	-	2-2	0-2	2-0	+18	-4	81	64	72	58
Sacramento	-	7-10	6-2	1-8	+15	-21	79	50	82	50
b-San Antonio	2-1	18-15	8-8	10-7	+34	-19	85	53	88	47
Seattle	2-1	18-15	13-4	5-11	+28	-27	93	51	90	45
<b>All-Time vs. West</b>	<b>9-9</b>	<b>103-112</b>	<b>61-46</b>	<b>42-66</b>						
<b>All-Time Overall</b>		<b>301-271</b>	<b>179-107</b>	<b>122-164</b>						

a-formerly Orlando Miracle, 1999-02

b-formerly Utah Starzz, 1997-02

c-formerly Detroit Shock, 1997-09; Tulsa Shock, 2010-15

\*\* Detroit/Tulsa/Dallas franchise records are split between Eastern and Western Conferences

## MONTH-BY-MONTH

YEAR	MAY	JUNE	JULY	AUGUST	SEPTEMBER	EASTERN CONFERENCE	WESTERN CONFERENCE	OVERALL
2000		3-10	4-9	2-4		7-14	2-9	9-23
2001	0-1	4-8	4-8	2-5		7-14	3-8	10-22
2002		6-8	5-7	5-1		12-9	4-7	16-16
2003	1-1	6-5	6-4	3-8		12-12	4-6	16-18
2004	1-2	7-4	4-9	0-0	3-4	8-12	7-7	15-19
2005	3-1	5-4	6-4	7-4		14-6	7-7	21-13
2006	4-1	8-4	5-5	4-3		12-8	9-5	21-13
2007	3-0	7-4	7-6	4-3		12-8	9-5	21-13
2008	3-2	4-6	5-6	1-1	4-2	12-8	5-9	17-17
2009		6-2	8-2	6-4	2-4	17-5	5-7	22-12
2010	2-3	7-3	7-2	5-5		13-9	8-4	21-13
2011		7-3	7-3	5-4	2-3	13-9	8-4	21-13
2012	3-0	5-5	2-2	6-1	6-4	15-7	7-5	22-12
2013	1-1	2-6	5-2	5-6	3-3	11-11	5-7	16-18
2014	3-3	3-6	7-5	3-4		12-10	4-8	16-18
2015		4-6	6-2	7-4	3-2	13-9	7-5	20-14
2016	2-3	5-6	5-3	0-2	5-3	8-8	9-9	17-17
<b>TOTALS</b>	<b>26-18</b>	<b>89-90</b>	<b>93-79</b>	<b>65-59</b>	<b>28-25</b>	<b>198-159</b>	<b>103-112</b>	<b>301-271</b>
	<b>.591</b>	<b>.497</b>	<b>.541</b>	<b>.524</b>	<b>.528</b>	<b>.555</b>	<b>.479</b>	<b>.521</b>



# FEVER VS. WNBA – ALL-TIME SERIES AND VENUES

## ARENAS AND CITIES

Since entering the WNBA in 2000, the Indiana Fever have played in 23 different U.S. cities and in 28 different venues. Venues listed in chronological order by date.

ARENA	CITY	HOME TEAM	FIRST GAME	REGULAR SEASON	PLAYOFFS
1. American Airlines Arena	1. Miami, Fla.	Miami Sol	2000	1-3	
2. Bankers Life Fieldhouse (Conseco Fieldhouse)	2. Indianapolis, Ind.	Indiana Fever	2000	179-107	23-10
3. Palace of Auburn Hills	3. Auburn Hills, Mich.	Detroit Shock	2000	6-13	1-5
4. TD Waterhouse Centre	4. Orlando, Fla.	Orlando Miracle	2000	2-3	
5. Toyota Center (Compaq Center)	5. Houston, Texas	Houston Comets	2000	1-6	
6. Madison Square Garden	6. New York, N.Y.	New York Liberty	2000	12-12	2-5
7. Verizon Center (MCI Center)	7. Washington, D.C.	Washington Mystics	2000	20-13	1-0
8. Gund Arena	8. Cleveland, Ohio	Cleveland Rockers	2000	2-4	
9. Charlotte Coliseum	9. Charlotte, N.C.	Charlotte Sting	2000	2-10	
10. Talking Stick Resort Arena (America West Arena/US Airways Center)	10. Phoenix, Ariz.	Phoenix Mercury	2000	9-6	1-2
11. The Rose Garden	11. Portland, Ore.	Portland Fire	2000	2-0	
12. Delta Center	12. Salt Lake City, Utah	Utah Starzz	2000	0-3	
13. Key Arena	13. Seattle, Wash.	Seattle Storm	2000	5-11	
14. Target Center	14. Minneapolis, Minn.	Minnesota Lynx	2000	6-11	2-3
15. Arco Arena	15. Sacramento, Calif.	Sacramento Monarchs	2001	1-8	
16. Staples Center	16. Los Angeles, Calif.	Los Angeles Sparks	2001	3-14	
17. Mohegan Sun Arena	17. Uncasville, Conn.	Connecticut Sun	2003	9-18	1-3
18. AT&T Center (SBC Center)	18. San Antonio, Texas	San Antonio Stars	2004	10-3	
19. Radio City Music Hall	New York, N.Y.	New York Liberty	2004	0-1	
20. UIC Pavilion	19. Chicago, Ill.	Chicago Sky	2006	4-3	0-1
21. Reliant Arena	Houston, Texas	Houston Comets	2008	0-1	
22. Arthur Ashe Stadium	New York, N.Y.	New York Liberty	2008	1-0	
23. Philips Arena	20. Atlanta, Ga.	Atlanta Dream	2008	7-10	1-2
24. Comcast Center	21. College Park, Md.	Washington Mystics	2009	0-0	1-0
25. Allstate Arena	Chicago, Ill.	Chicago Sky	2010	10-5	2-1
26. BOK Center	22. Tulsa, Okla.	Tulsa Shock	2010	4-2	
27. Prudential Center	23. Newark, N.J.	New York Liberty	2011	4-3	0-1
28. Freeman Coliseum	San Antonio, Texas	San Antonio Stars	2015	0-1	
29. College Park Center	24. Arlington, Texas	Dallas Wings	2016	1-0	
<b>TOTALS</b>				<b>301-271</b>	<b>35-33</b>



Including a WNBA title on its floor in 2012, Bankers Life Fieldhouse has hosted more WNBA Playoff games (33) than any other venue. The Fever are 23-10 in home playoff games since their first playoffs appearance in 2002. The Fieldhouse has been the site of WNBA playoff games during 13 seasons, including WNBA Finals games in 2009, 2012 and 2015. The Fever has played ever home game in its history, regular season and playoffs, at Bankers Life Fieldhouse.



# FEVER TEAM RECORDS

## GAME

86 vs. Los Angeles, 2OT, 5/29/08  
83 at New York, 3OT, 6/26/08  
81 at Connecticut, OT, 7/28/15  
81 at Detroit, OT, 9/4/09  
79 at Connecticut, OT, 6/19/12

## FEWEST FG ATTEMPTED

**SEASON**  
1822 in 2001  
1825 in 2002  
**GAME**  
43 at Detroit, 8/25/05  
44 vs. Sacramento, 7/25/06  
44 at Portland, 6/20/02  
44 vs. New York, 6/8/02  
44 at Detroit, 6/2/02

## HIGHEST FG PERCENTAGE

**SEASON**  
.447 (994-2223) in 2016  
.443 (936-2114) in 2011  
.438 (941-2147) in 2010  
.433 (796-1838) in 2000  
.424 (939-2214) in 2015  
**GAME**  
.583 at Phoenix (42-72), 8/8/10  
.581 at Seattle (36-62), 7/10/16  
.574 at New York (35-61), 8/10/14  
.573 vs. Phoenix (43-75), 8/13/10  
.566 at New York (30-53), 6/11/11

## LOWEST FG PERCENTAGE

**SEASON**  
.3931 (866-2203) in 2013  
.3933 (791-2011) in 2004  
.400 (784-1958) in 2005  
**GAME**  
.188 at Charlotte (9-48), 6/26/04  
.217 vs. Houston (13-60), 6/5/02  
.263 vs. Detroit (15-57), 5/20/06  
.266 at Detroit (17-64), 8/9/02  
.271 at Charlotte (16-59), 5/28/04

## MOST 3-POINT FG MADE

**SEASON**  
270 in 2012  
226 in 2008  
223 in 2011  
216 in 2010  
**GAME**  
15 vs. Connecticut, 6/21/12  
14 vs. New York, 9/1/16  
13 vs. New York, 6/2/12  
13 at Phoenix, 7/27/08  
13 at Washington, OT, 7/29/03  
12, four times (last vs. Atlanta, 8/18/12)

## FEWEST 3-POINT FG MADE

**SEASON**  
150 in 2005  
157 in 2001  
**GAME**  
0 vs. Houston, 7/16/06  
0 at Houston, 5/31/06  
0 vs. Detroit, 7/15/05  
1, 12 times (last vs. Dallas, 9/18/16)

## MOST 3-POINT FG ATTEMPTED

**SEASON**  
675 in 2012  
662 in 2008  
637 in 2009  
600 in 2003  
**GAME**  
32 at Phoenix, 7/29/07  
30 at Phoenix, 7/27/08  
30 at Washington, OT, 7/29/03  
29 vs. Connecticut, 7/14/10  
29 at New York, OT, 6/26/09

## FEWEST 3-POINT FG ATTEMPTED

**SEASON**  
446 in 2001  
468 in 2005  
**GAME**  
4 vs. Washington, 7/2/15  
5 at Charlotte, 7/23/05  
5 vs. Phoenix, 5/24/05  
6 at Connecticut, 8/23/05  
6 at Miami, 6/1/00

## HIGHEST 3-POINT FG PERCENTAGE

**SEASON**  
.400 (270-675) in 2012  
.379 (223-589) in 2011  
.370 (193-521) in 2000  
.365 (216-591) in 2010  
**GAME**  
.750 at Chicago (9-12), 9/4/11  
.667 vs. Phoenix (8-12), 6/27/14  
.647 vs. Connecticut (11-17), 7/13/11  
.643 at Connecticut (9-14), 8/11/06  
.643 vs. New York (9-14), 5/30/06

## LOWEST 3-POINT FG PERCENTAGE

**SEASON**  
.310 (171-551) in 2006  
.3205 (150-468) in 2005  
.3210 (174-542) in 2016  
**GAME**  
.000 vs. Detroit (0-15), 7/15/05  
.000 at Houston (0-13), 5/31/06  
.000 vs. Houston (0-7), 7/16/06  
.067 at Seattle (1-15), 6/17/11  
.077 at San Antonio (1-13), 5/23/06  
.077 at Charlotte (1-13), 8/20/03

## MOST FT MADE

**SEASON**  
613 in 2009  
581 in 2015  
574 in 2016  
563 in 2010  
548 in 2011  
**GAME**  
40 vs. Atlanta, 8/7/15  
34 vs. Phoenix, OT, 7/1/01  
33 vs. Detroit, 5/20/06  
31 vs. Connecticut, 5/29/14  
31 vs. Connecticut, OT, 7/30/09  
31 vs. Washington, 6/3/07  
31 at Portland, 6/20/02  
**CONSECUTIVE**  
33, 7/29/03 to 8/3/03 (last 7 at Washington, 7/29; 15-15 at Detroit, 8/2; 11-11 at Connecticut, 8/3)  
32, 9/1/12 to 9/7/12 (last 16 vs. Chicago, 9/1; 12-12 at Atlanta, 9/5; first 4 at San Antonio, 9/7)  
32, 6/15/08 to 6/22/08 (last 5 vs. San Antonio, 6/15; 16-16 vs. New York, 6/18; 10-10 at Seattle, 6/20; first 1 at Los Angeles, 6/22)

## FEWEST FT MADE

**SEASON**  
428 in 2000  
449 in 2003  
**GAME**  
1 at Houston, 7/8/03  
2 at Seattle, 7/22/04  
2 at New York, 7/20/03  
3, five times

## MOST FT ATTEMPTED

**SEASON**  
746 in 2009  
727 in 2015  
720 in 2010  
705 in 2014  
695 in 2011  
**GAME**  
44 vs. Atlanta, 8/7/15  
40 vs. Connecticut, 5/29/14  
40 vs. Minnesota, OT, 8/22/10  
39 vs. Detroit, 5/20/06  
39 vs. Phoenix, OT, 7/1/01

## FEWEST FT ATTEMPTED

**SEASON**  
563 in 2003  
569 in 2000  
**GAME**  
2 at Houston, 7/8/03  
3 at New York, 7/20/03  
4 at Los Angeles, 6/12/03  
4 vs. New York, 6/10/00

## HIGHEST FT PERCENTAGE

**SEASON**  
.845 (574-679) in 2016  
.822 (613-746) in 2009  
.814 (533-655) in 2012  
.7991 (581-727) in 2015  
.7986 (472-591) in 2001  
**GAME**  
**MINIMUM 12 FTA**  
1.000 vs. Seattle (18-18), 6/30/13  
1.000 vs. New York (16-16), 6/18/08  
1.000 vs. Connecticut (15-15), 9/1/15  
1.000 at Detroit (15-15), 8/2/03  
1.000 vs. Detroit (14-14), 7/16/03  
1.000 at Atlanta (12-12), 9/5/12  
1.000 at Detroit (12-12), 8/9/02  
.957 vs. Phoenix (22-23), 8/30/16  
.955 at Phoenix (21-22), 8/14/05  
.955 vs. Minnesota (21-22), 7/8/04  
.952 at San Antonio (20-21), 9/7/12  
.950 vs. Los Angeles (19-20), 7/19/16  
.950 at Seattle (19-20), 8/23/12

## LOWEST FT PERCENTAGE

**SEASON**  
.752 (428-569) in 2000  
.75457 (495-656) in 2008  
.75461 (532-705) in 2014  
.760 (452-595) in 2005  
**GAME**  
.286 at Seattle (2-7), 7/22/04  
.300 at New York (3-10), 7/31/05  
.450 at Chicago (9-20), 7/22/14  
.462 at Connecticut (6-13), 5/27/08  
.462 at Minnesota (6-13), 8/6/00

## MOST REBOUNDS

**SEASON**  
1153 in 2007  
1127 in 2008  
1122 in 2009  
1106 in 2010  
**GAME**  
50 at Detroit, OT, 9/4/09  
48 at Connecticut, 7/28/11  
48 vs. Los Angeles, 2OT, 5/29/08  
48 at Connecticut, 5/27/08  
46 vs. Phoenix, 6/15/07  
45 at Phoenix, OT, 6/19/11

## FEWEST REBOUNDS

**SEASON**  
932 in 2000  
935 in 2001  
**GAME**  
15 at Detroit, 8/25/05  
17 vs. Minnesota, 7/26/02  
18 at San Antonio, 7/21/15  
18 at Cleveland, 7/15/00  
19 vs. Los Angeles, 7/19/16  
19 at New York, 9/19/11  
19 at Detroit, 6/23/01

## MOST OFFENSIVE REBOUNDS

**SEASON**  
396 in 2004  
361 in 2013  
349 in 2008  
**GAME**  
21 vs. Charlotte, 8/20/05  
19 at Los Angeles, 8/18/15  
19 at Detroit, OT, 9/4/09  
19 vs. San Antonio, 9/10/04  
19 at Washington, 7/1/04  
18, four times (last at Phoenix, OT, 6/19/11)

## FEWEST OFFENSIVE REBOUNDS

**SEASON**  
285 in 2000  
286 in 2001  
290 in 2016  
295 in 2011  
**GAME**  
1 at Detroit, 6/23/01  
1 at Portland, 7/28/00  
2 at Connecticut, 8/15/10  
3, five times (last vs. San Antonio, 7/10/15)

## MOST DEFENSIVE REBOUNDS

**SEASON**  
812 in 2007  
780 in 2009  
779 in 2010  
**GAME**  
37 at Connecticut, 7/28/11  
36 vs. New York, 9/1/16  
36 vs. Minnesota, OT, 8/22/10  
35 vs. Tulsa, 7/8/10  
34, four times (last at Connecticut, 8/15/10)

## FEWEST DEFENSIVE REBOUNDS

**SEASON**  
633 in 2002  
647 in 2000  
**GAME**  
9 vs. Washington, 5/15/10  
10 vs. Washington, 7/30/10  
11 at Detroit, 9/5/08  
11 vs. Washington, 8/12/03  
12, six times (last vs. Phoenix, 9/9/12)  
**LARGEST REBOUND MARGIN**  
**GAME**  
+22 at Connecticut (43-21), OT, 7/6/04  
+22 vs. Orlando (43-21), 6/3/00  
+19 vs. New York (42-23), 6/10/07  
+19 at San Antonio (36-17), 6/1/04  
+17 vs. Connecticut (37-20), 8/2/15  
+17 at Phoenix (43-26), 8/8/09  
+17 vs. Seattle (41-24), 6/13/07

## LARGEST REBOUND DEFICIT

**GAME**  
-23 vs. Washington (44-21), 7/30/10  
-19 vs. Chicago (46-27), 6/14/15  
-18 at Atlanta (50-32), 2OT, 6/6/09  
-18 vs. New York (46-28), 6/19/16  
-17 at Detroit (44-27), 6/16/06  
-17 at Detroit (32-15), 8/25/05  
-17 at Los Angeles (41-24), 6/12/03

## MOST ASSISTS

**SEASON**  
601 in 2016  
567 in 2010  
563 in 2012  
556 in 2011  
555 in 2004  
**GAME**  
27 vs. Detroit, 7/16/04  
26 at Connecticut, 8/15/10  
26 vs. Chicago, 7/15/09  
26 at Chicago, 7/10/09  
26 vs. Washington, 9/4/04  
26 at Washington, OT, 7/29/03  
25 vs. Dallas, 9/18/16  
25 vs. New York, 9/1/16  
25 at San Antonio, 6/17/16  
25 vs. Washington, 8/12/03

## FEWEST ASSISTS

**SEASON**  
447 in 2002  
458 in 2001  
**GAME**  
1 at San Antonio, 8/20/10  
5 at Charlotte, 6/26/04  
5 at Detroit, 8/2/03  
5 at Miami, 6/5/01  
6, four times (last vs. Phoenix, 6/12/15)

## MOST STEALS

**SEASON**  
373 in 2009  
354 in 2006  
336 in 2005  
331 in 2010  
**GAME**  
21 vs. San Antonio, 8/5/06  
20 vs. Detroit, 7/6/03  
19 vs. Connecticut, 7/13/05

## FEWEST STEALS

**SEASON**  
242 in 2001  
261 in 2004  
**GAME**  
0 at New York, 6/2/01  
1 at Connecticut, 8/4/07

## MOST BLOCKED SHOTS

**SEASON**  
171 in 2010  
165 in 2011  
165 in 2008  
146 in 2012  
**GAME**  
15 vs. Los Angeles, 2OT, 5/29/08  
14 at Minnesota, 6/6/10  
13 at Chicago, 5/16/14  
12 at Seattle, 6/17/11  
12 vs. Tulsa, 7/8/10

## FEWEST BLOCKED SHOTS

**SEASON**  
80 in 2016  
93 in 2006  
97 in 2015  
97 in 2005  
**MOST PERSONAL FOULS**  
**SEASON**  
727 in 2008  
714 in 2014  
708 in 2016  
708 in 2015  
705 in 2010  
**GAME**  
39 at Detroit, 6/18/00  
35 at Houston, 2OT, 5/29/05  
33, three times (last at Minnesota, 6/6/10)

## FEWEST PERSONAL FOULS

**SEASON**  
559 in 2002  
570 in 2012  
600 in 2001  
**GAME**  
5 vs. New York, 8/27/05  
8 vs. New York, 6/10/07  
9 vs. Seattle, 7/5/11  
9 vs. Detroit, 6/1/02

## MOST DISQUALIFICATIONS

**SEASON**  
12 in 2004  
9 in 2000  
**GAME**  
3 at New York (Deanna Jackson, Kelly Miller, Natalie Williams), OT, 9/16/04  
2, six times (last at New York (Tamika Catchings, Ebony Hoffman), 3OT, 6/26/08)

## FEWEST DISQUALIFICATIONS

**SEASON**  
1 in 2012  
3 in 2014, 2013, 2006  
3 in 2016

## MOST TURNOVERS

**SEASON**  
589 in 2007  
585 in 2008  
551 in 2010  
**GAME**  
29 vs. Washington, 6/3/07  
27 at New York, 6/11/11  
27 at Detroit, 5/21/08  
27 at Detroit, 6/18/00  
26, five times (last at Connecticut, 6/7/14)

## FEWEST TURNOVERS

**SEASON**  
438 in 2002  
451 in 2013  
464 in 2012  
**GAME**  
5 vs. Utah, 7/10/02  
7 vs. Washington, 7/2/15  
7 at New York, 8/30/13  
7 vs. San Antonio, 8/21/13  
7 vs. Washington, 8/12/03  
7 vs. Sacramento, 6/28/02



# FEVER INDIVIDUAL RECORDS

31, T. Catchings, 6/12/09 to 6/27/09 (9-9 vs. LA, 6/12; 6-6 at DET, 6/19; 6-6 vs. DET, 6/21; 7-7 at NY, OT, 6/26; first 3 vs. NY, 6/27)

29, N. McCray, 7/6/02 to 8/3/02 (last 2 vs. WAS, 7/6; 0-0 vs. CLE, 7/8; 2-2 vs. UTA, 7/10; 3-3 vs. MIA, 7/12; 0-0 vs. LA, 7/17; 4-4 vs. NY, 7/19; 6-6 vs. CHA, 7/22; 2-2 vs. MIN, 7/26; 0-0 at LA, 7/28; 2-2 at SAC, 7/30; 2-2 at PHO, 7/31; 6-6 vs. CHA, 8/3)

27, B. January, 5/31/14 to 7/8/14 (2-2 vs. NY, 5/31; 2-2 at CON, 6/7; 4-4 vs. SEA, 6/11; 1-1 at CON, 6/17; 3-3 at MIN, 6/22; 4-4 vs. TUL, 6/25; 4-4 vs. PHO, 6/27; 2-2 at ATL, 7/1; 2-2 at WAS, 7/2; 2-2 vs. SAN, 7/5; first 1 at TUL, 7/8)

27, R. Williams, 6/23/01 to 7/1/01 (last 5 at DET, 6/23; 8-8 vs. POR, 6/27; 6-6 vs. CHA, 6/29; first 8 vs. PHO, 7/1)

**MOST FT ATTEMPTED CAREER**

2386 Tamika Catchings, 2001-16  
619 Tammy Sutton-Brown, 2007-12  
590 Briann January, 2009 to present  
544 Shavonte Zellous, 2010-15  
519 Katie Douglas, 2008-13  
334 Erlana Larkins, 2012 to present  
334 Natalie Williams, 2003-05  
296 Ebony Hoffman, 2004-10  
274 Jessica Davenport, 2009-13  
272 Rita Williams, 2000-02

**SEASON**

204 Tamika Catchings, 2006  
193 Tamika Catchings, 2005  
185 Tamika Catchings, 2010  
184 Tamika Catchings, 2002  
183 Tamika Catchings, 2003  
181 Tamika Catchings, 2009  
178 Tamika Catchings, 2004  
162 Tamika Catchings, 2012  
162 Tamika Catchings, 2011  
158 Tamika Catchings, 2013

**GAME**

19, T. Catchings vs. NY, 8/13/11  
17, T. Catchings vs. PHO, 5/24/05  
16, K. Douglas vs. WAS, 7/28/09  
16, T. Catchings at DET, 6/16/07  
16, T. Catchings vs. NY, 6/8/02  
15, T. Catchings at SEA, 8/17/13  
15, B. January at WAS, 7/24/10  
14, eight times (last: T. Catchings vs. CON, OT, 7/30/09)

**FT PERCENTAGE CAREER**

**MINIMUM 2 SEASONS AND 90 FTA**  
.863 Shenise Johnson (126-146), 2015 to present  
.860 Kelly Miller (117-136), 2004-05  
.851 Briann January (502-590), 2009 to present  
.847 Anna DeForge (83-98), 2006-07  
.840 Tamika Catchings (2004-2386), 2001-16  
.834 Ebony Hoffman (247-296), 2004-10  
.829 Erin Phillips (97-117), 2011-13  
.828 Nadine Malcolm (82-99), 2001-02  
.819 Nikki McCray (104-127), 2002-03  
.816 Stephanie White (182-223), 2000-04

**SEASON**

**MINIMUM 60 FTA**  
.938 Shenise Johnson (60-64), 2016  
.911 Tiffany Mitchell (92-101), 2016  
.896 Ebony Hoffman (69-77), 2009  
.884 Erlana Larkins (61-69), 2016  
.883 Tamika Catchings (143-162), 2011  
.880 Briann January (66-75), 2014  
.875 Lynetta Kizer (77-88), 2016  
.874 Briann January (76-87), 2012  
.873 Tamika Catchings (158-181), 2009  
.871 Nadine Malcolm (56-62), 2001

**GAME**

**MINIMUM 12 FTA**  
1,000, T. Catchings (14-14) at WAS, 7/21/09  
1,000, T. Catchings (12-12) at DET, 6/2/02  
.938, K. Douglas (15-16) vs. WAS, 7/28/09  
.933, B. January (14-15) at WAS, 7/24/10  
.929, T. Catchings (13-14) vs. CON, OT, 7/30/09  
.929, R. Williams (13-14) vs. PHO, OT, 7/1/01

**MOST FT ATTEMPTS, NONE MADE GAME**

5, L. Atkinson at HOU, 5/31/06  
4, J. Hassell at CON, 8/1/13  
4, T. Bevilaqua vs. WAS, 7/28/09  
4, A. Santos de Oliveira at Detroit, 6/18/00

**REBOUNDS CAREER**

3316 Tamika Catchings, 2001-16  
1115 Ebony Hoffman, 2004-10  
1048 Erlana Larkins, 2012 to present  
923 Tammy Sutton-Brown, 2007-12  
676 Natalie Williams, 2003-05  
630 Katie Douglas, 2008-13  
469 Shavonte Zellous, 2010-15  
435 Tully Bevilaqua, 2005-10  
422 Briann January, 2009 to present  
414 Shavonte Zellous, 2010-15

**SEASON**

303 Erlana Larkins, 2014  
276 Tamika Catchings, 2002  
272 Tamika Catchings, 2003  
265 Erlana Larkins, 2013  
264 Tamika Catchings, 2005  
258 Tamika Catchings, 2012  
258 Ebony Hoffman, 2008  
255 Natalie Williams, 2003  
249 Tamika Catchings, 2004  
245 Tamika Catchings, 2009

**GAME**

22, E. Larkins at ATL, OT, 5/25/14  
17, E. Larkins vs. SAN, OT, 7/1/16  
17, E. Larkins at ATL, OT, 9/4/13  
17, N. Williams vs. CHA, 8/16/03  
17, O. Scott vs. HOU, 6/5/02  
16, E. Larkins vs. NY, 7/23/13  
16, T. Catchings vs. CHA, 8/20/05  
16, T. Catchings vs. DET, OT, 6/15/05  
16, T. Catchings at CON, 2OT, 6/26/03

**HIGHEST REBOUNDING AVERAGE CAREER**

**MINIMUM 2 YEARS**  
7.3 Tamika Catchings, 2001-16  
6.8 Erlana Larkins, 2012 to present  
6.6 Natalie Williams, 2003-05  
4.9 Tamika Whitmore, 2006-07  
4.8 Ebony Hoffman, 2004-10  
4.8 Olympia Scott, 2001-02, 2006 to present  
4.7 Tammy Sutton-Brown, 2007-12

**SEASON**

9.2 Erlana Larkins, 2014  
9.0 Tamika Catchings, 2007  
8.6 Tamika Catchings, 2002  
8.0 Tamika Catchings, 2003  
7.82 Ebony Hoffman, 2008  
7.79 Erlana Larkins, 2013  
7.77 Tamika Catchings, 2005  
7.6 Tamika Catchings, 2012  
7.5 Tamika Catchings, 2006  
7.5 Natalie Williams, 2003

**OFFENSIVE REBOUNDS CAREER**

917 Tamika Catchings, 2001-16  
383 Erlana Larkins, 2012 to present  
375 Ebony Hoffman, 2004-10  
311 Tammy Sutton-Brown, 2007-12  
276 Natalie Williams, 2003-05

160 Katie Douglas, 2008-13  
143 Kelly Schumacher, 2001-05  
140 Olympia Scott, 2001-02, 2006  
127 Jessica Davenport, 2009-13  
124 Karima Christmas, 2012-14  
124 Shavonte Zellous, 2010-15

**SEASON**

109 Natalie Williams, 2003  
104 Erlana Larkins, 2013  
99 Erlana Larkins, 2014  
94 Ebony Hoffman, 2008  
93 Natalie Williams, 2004  
92 Tamika Catchings, 2002  
86 Tamika Catchings, 2009  
82 Tamika Catchings, 2003  
80 Olympia Scott, 2002  
79 Tamika Catchings, 2004

**GAME**

10, E. Larkins at ATL, OT, 9/4/13  
10, T. Catchings vs. CHA, 8/20/05  
9, T. Catchings vs. PHO, 7/3/04  
9, T. Catchings vs. WAS, 8/12/03  
9, O. Scott vs. HOU, 6/5/02

**DEFENSIVE REBOUNDS CAREER**

2399 Tamika Catchings, 2001-16  
740 Ebony Hoffman, 2004-10  
665 Erlana Larkins, 2012 to present  
612 Tammy Sutton-Brown, 2007-12  
470 Katie Douglas, 2008-13  
400 Natalie Williams, 2003-05  
356 Tully Bevilaqua, 2005-10  
345 Shavonte Zellous, 2010-15  
305 Briann January, 2009 to present  
284 Jessica Davenport, 2009-13

**SEASON**

204 Erlana Larkins, 2014  
196 Tamika Catchings, 2012  
195 Tamika Catchings, 2005  
190 Tamika Catchings, 2003  
185 Tamika Catchings, 2010  
184 Tamika Catchings, 2002  
172 Tamika Catchings, 2006  
170 Tamika Catchings, 2011  
170 Tamika Catchings, 2004  
168 Erlana Larkins, 2016  
168 Tamika Catchings, 2013

**GAME**

16, E. Larkins at ATL, OT, 5/25/14  
13, E. Larkins vs. NY, 7/23/13  
13, T. Catchings vs. DET, 6/29/06  
13, T. Catchings at WAS, 2OT, 6/18/05  
12, eight times (last: E. Larkins vs. SAN, OT, 7/1/16)

**ASSISTS CAREER**

1488 Tamika Catchings, 2001-16  
811 Briann January, 2009 to present  
470 Katie Douglas, 2008-13  
467 Tully Bevilaqua, 2005-10  
296 Shavonte Zellous, 2010-15  
280 Erlana Larkins, 2012 to present  
265 Ebony Hoffman, 2004-10  
258 Rita Williams, 2000-02  
251 Tan White, 2005-08  
225 Stephanie White, 2000-04

**SEASON**

143 Tamika Catchings, 2005  
136 Briann January, 2016  
135 Tamika Catchings, 2010  
122 Briann January, 2012  
119 Tamika Catchings, 2006  
118 Briann January, 2013  
118 Tamika Catchings, 2002  
116 Briann January, 2014  
115 Tamika Catchings, 2011  
115 Tamika Catchings, 2004

**GAME**

11, T. Catchings vs. CHI, 7/8/07  
11, C. Washington vs. ORL, 8/7/02  
10, B. January vs. TUL, 6/14/11  
10, S. White vs. HOU, 7/14/04  
10, T. Catchings at CLE, 8/10/03  
10, C. Washington at WAS, 7/24/03

10, R. Williams vs. DET, 8/12/01

**HIGHEST ASSISTS PER GAME AVERAGE CAREER**

**MINIMUM 2 YEARS**  
3.60 Briann January, 2009 to present  
3.26 Tamika Catchings, 2001-16  
3.10 Coquese Washington, 2002-03  
3.07 Rita Williams, 2000-02  
2.87 Katie Douglas, 2008-13  
2.75 Kelly Miller, 2004-05  
2.37 Tully Bevilaqua, 2005-10  
2.23 Shenise Johnson, 2015 to present  
2.13 Erin Phillips, 2011-13  
2.00 Stephanie White, 2000-04

**SEASON**

4.69 Briann January, 2016  
4.67 Tamika Catchings, 2007  
4.21 Tamika Catchings, 2005  
3.97 Tamika Catchings, 2010  
3.94 Briann January, 2012  
3.74 Briann January, 2014  
3.72 Tamika Catchings, 2006  
3.69 Briann January, 2013  
3.68 Tamika Catchings, 2002  
3.56 Rita Williams, 2001

**STEALS CAREER**

1074 Tamika Catchings, 2001-16  
356 Tully Bevilaqua, 2005-10  
262 Briann January, 2009 to present  
251 Katie Douglas, 2008-13  
238 Ebony Hoffman, 2004-10  
196 Erlana Larkins, 2012 to present  
169 Rita Williams, 2000-02  
163 Tammy Sutton-Brown, 2007-12  
134 Tan White, 2005-08  
120 Shavonte Zellous, 2010-15

**SEASON**

99 Tamika Catchings, 2009  
94 Tamika Catchings, 2006  
94 Tamika Catchings, 2002  
90 Tamika Catchings, 2005  
85 Tamika Catchings, 2013  
77 Tamika Catchings, 2010  
76 Rita Williams, 2000  
72 Tamika Catchings, 2003  
72 Rita Williams, 2001  
71 Tully Bevilaqua, 2006

**GAME**

9, T. Catchings vs. MIN, 7/26/02  
8, T. Catchings vs. CON, 7/13/05  
8, T. Williams at MIA, OT, 8/10/01

**HIGHEST STEALS PER GAME AVERAGE CAREER**

**MINIMUM 2 YEARS**  
2.35 Tamika Catchings, 2001-16  
2.01 Rita Williams, 2000-02  
1.81 Tully Bevilaqua, 2005-10  
1.51 Katie Douglas, 2008-13  
1.265 Erlana Larkins, 2012 to present  
1.262 Karima Christmas, 2012-14  
1.19 Coquese Washington, 2002-03  
1.167 Shenise Johnson, 2015 to present  
1.164 Briann January, 2009 to present  
1.157 Natalie Williams, 2003-05

**SEASON**

3.14 Tamika Catchings, 2007  
2.94 Tamika Catchings, 2006  
2.94 Tamika Catchings, 2002  
2.91 Tamika Catchings, 2009  
2.83 Tamika Catchings, 2013  
2.65 Tamika Catchings, 2005  
2.38 Rita Williams, 2000

**BLOCKED SHOTS CAREER**

385 Tamika Catchings, 2001-16  
267 Tammy Sutton-Brown, 2007-12  
131 Kelly Schumacher, 2001-05  
112 Jessica Davenport, 2009-13  
100 Ebony Hoffman, 2004-10

91 Shavonte Zellous, 2010-15  
62 Erlana Larkins, 2012 to present  
56 Natalie Williams, 2003-05  
53 Jurgita Streimikyte, 2000-01, 2005  
51 Katie Douglas, 2008-13

**SEASON**

57 Tammy Sutton-Brown, 2008  
55 Tammy Sutton-Brown, 2010  
49 Kara Wolters, 2000  
47 Tammy Sutton-Brown, 2007  
45 Jessica Davenport, 2011  
43 Tamika Catchings, 2002  
41 Tammy Sutton-Brown, 2011  
40 Tammy Sutton-Brown, 2009  
38 Tamika Catchings, 2004

**GAME**

6, N. Howard at CHI, 5/16/14  
6, J. Davenport at SEA, 6/17/11  
6, T. Sutton-Brown at WAS, 7/8/08  
5, seven times (last: T. Sutton-Brown vs. WAS, 9/7/11)

**PERSONAL FOULS CAREER**

1229 Tamika Catchings, 2001-16  
601 Ebony Hoffman, 2004-10  
565 Briann January, 2009 to present  
498 Tammy Sutton-Brown, 2007-12  
461 Shavonte Zellous, 2010-15  
442 Tully Bevilaqua, 2005-10  
381 Erlana Larkins, 2012 to present  
365 Natalie Williams, 2003-05  
287 Tan White, 2005-08  
279 Kelly Schumacher, 2001-05

**SEASON**  
138 Natalie Williams, 2003  
127 Olympia Scott, 2002  
122 Natalie Williams, 2004  
122 Tamika Catchings, 2003  
121 Ebony Hoffman, 2008

**DISQUALIFICATIONS CAREER**

11 Tamika Catchings, 2001-16  
9 Ebony Hoffman, 2004-10  
8 Natalie Williams, 2003-05  
5 Tammy Sutton-Brown, 2007-12  
4 Tan White, 2005-08  
4 Alicia Thompson, 2000-02

**SEASON**

4 Alicia Thompson, 2000  
3 seven times (last: Tamika Catchings, 2010)

**TURNOVERS CAREER**

1043 Tamika Catchings, 2001-16  
498 Briann January, 2009 to present  
378 Ebony Hoffman, 2004-10  
371 Katie Douglas, 2008-13  
313 Tammy Sutton-Brown, 2007-12  
302 Tan White, 2005-08  
281 Tully Bevilaqua, 2005-10  
244 Shavonte Zellous, 2010-15  
224 Erlana Larkins, 2012 to present  
198 Rita Williams, 2000-02

**SEASON**

102 Tamika Catchings, 2003  
100 Tan White, 2007  
100 Rita Williams, 2001  
99 Katie Douglas, 2008  
94 Tamika Whitmore, 2006

**GAME**

8, B. January vs. PHO, 6/27/14  
8, N. Williams at DET, 6/24/03  
8, R. Williams vs. SAC, 6/21/00  
8, T. Catchings at POR, 6/20/02  
8, R. Williams at CLE, 7/27/01  
7, 14 times (last: S. Zellous vs. ATL, OT, 5/17/14)

# FEVER MISCELLANEOUS RECORDS

## MOST CONSECUTIVE GAMES SCORING CAREER

- 227 T. Catchings, 6/1/02 to 7/21/09
- 168 T. Catchings, 7/28/09 to 6/16/15
- 166 K. Douglas, 5/17/08 to 9/15/13
- 113 B. January, 7/8/10 to 7/22/14
- 85 M. Coleman, 5/16/14 to 7/6/16
- 79 E. Larkins, 6/12/13 to 8/30/15
- 74 E. Hoffman, 8/17/07 to 5/29/10
- 68 T. Whitmore, 5/20/06 to 8/19/07
- 68 K. Miller, 5/21/04 to 8/27/05
- 65 R. Williams, 6/1/00 to 6/1/02
- 61 T. White, 7/9/06 to 6/22/08
- 60 T. Catchings, 6/20/15 to 9/18/16

## SEASON

- 34 18 times (last: T. Catchings, 2016)

## MOST GAMES, 30+ POINTS CAREER

- 10 Tamika Catchings, 2001-16
- 4 Katie Douglas, 2008-13
- 1 Nikki McCray, 2002-03
- 1 Olympia Scott, 2001-02
- 1 Shavonte Zellous, 2010-15

## SEASON

- 3 Tamika Catchings, 2003
- 2 Katie Douglas, 2009
- 2 Tamika Catchings, 2002

## CONSECUTIVE GAMES, 30+ POINTS CAREER

- 2 Katie Douglas, 7/28/09 to 7/30/09

## MOST GAMES, 20+ POINTS CAREER

- 137 Tamika Catchings, 2001-16
- 45 Katie Douglas, 2008-13
- 12 Tamika Whitmore, 2006-07
- 8 Briann January, 2009 to present
- 8 Shavonte Zellous, 2010-15
- 7 Tammy Sutton-Brown, 2007-12
- 7 Tan White, 2005-08
- 5 Rita Williams, 2000-02
- 5 Ebony Hoffman, 2004-10
- 4 Natalie Williams, 2003-05
- 4 Nikki McCray, 2002-03

## SEASON

- 19 Tamika Catchings, 2003
- 17 Tamika Catchings, 2002
- 12 Tamika Catchings, 2010
- 12 Katie Douglas, 2009
- 11 Tamika Catchings, 2013
- 11 Katie Douglas, 2008
- 10 Tamika Whitmore, 2006
- 10 Tamika Catchings, 2005
- 9 Katie Douglas, 2012
- 9 Tamika Catchings, 2006

## CONSECUTIVE

- 4 T. Catchings, 7/8/10 to 7/18/10
- 4 T. Catchings, 8/30/08 to 9/8/08
- 4 T. Douglas, 5/17/08 to 5/29/08
- 4 T. Catchings, 8/7/03 to 8/12/03
- 4 T. Catchings, 7/24/03 to 8/2/03
- 4 T. Catchings, 8/6/02 to 8/11/02
- 3 T. Catchings, 8/24/13 to 9/4/13
- 3 T. Catchings, 8/9/11 to 8/16/11
- 3 T. Catchings, 8/27/09 to 9/2/09
- 3 K. Douglas, 7/28/09 to 8/2/09
- 3 T. Catchings, 7/8/03 to 7/16/03

## THREE PLAYERS, 20+ POINTS, SAME GAME

- Tammy Sutton-Brown (26), Katie Douglas (24) and Ebony Hoffman (20), vs. Phoenix, 9/14/08
- Tamika Catchings (23), Katie Douglas (21) and Tammy Sutton-Brown (21), vs. Atlanta, 8/30/08

## TWO PLAYERS, 20+ POINTS, SAME GAME

- 37 times, most recent (during 2014): Natasha Howard (21) and Briann January (20), vs. Atlanta, OT, 5/17/14

## CONSECUTIVE GAMES, 10+ POINTS CAREER

- 37 T. Catchings, 6/24/03 to 6/25/04
- 31 T. Catchings, 7/28/09 to 6/25/10
- 26 T. Catchings, 7/9/06 to 6/16/07
- 23 T. Catchings, 6/29/10 to 6/11/11
- 20 T. Catchings, 6/27/12 to 6/19/12
- 17 T. Catchings, 7/26/05 to 5/26/06
- 17 N. Williams, 7/23/03 to 5/23/04
- 15 S. Zellous, 5/24/13 to 7/21/13
- 15 K. Douglas, 9/14/08 to 7/19/09
- 15 T. Catchings, 6/7/02 to 7/10/02

## SEASON

- 25 T. Catchings, 6/24/03 to 8/25/03
- 20 T. Catchings, 6/27/12 to 9/19/12
- 20 T. Catchings, 6/29/10 to 8/22/10
- 18 T. Catchings, 7/28/09 to 9/13/09
- 15 S. Zellous, 5/24/13 to 7/21/13
- 15 T. Catchings, 7/9/06 to 8/13/06
- 15 N. Williams, 7/23/03 to 8/25/03
- 15 T. Catchings, 6/7/02 to 7/10/02
- 14 T. Catchings, 6/19/11 to 7/29/11
- 14 K. Douglas, 6/6/09 to 7/19/09
- 14 T. Catchings, 7/26/05 to 8/27/05

## SEVEN PLAYERS, 10+ POINTS, SAME GAME

- Tamika Catchings (14), Marissa Coleman (12), Shenise Johnson (12), Lynetta Kizer (12), Tiffany Mitchell (12), Devereaux Peters (12), Natalie Achonwa (10), vs. Atlanta, 5/20/16
- Shenise Johnson (16), Devereaux Peters (16), Erica Wheeler (16), Tamika Catchings (13), Marissa Coleman (11), Erlana Larkins (11), Tiffany Mitchell (10), vs. Phoenix, 5/18/16

## SIX PLAYERS, 10+ POINTS, SAME GAME

- Shenise Johnson (18), Tamika Catchings (15), Lynetta Kizer (12), Devereaux Peters (12), Erlana Larkins (11), Tiffany Mitchell (11), at Seattle, 7/10/16
- Briann January (20), Katie Douglas (17), Erin Phillips (14), Tamika Catchings (13), Shavonte Zellous (13) and Jeanette Pohlen (12), vs. Connecticut, 6/12/12

- Katie Douglas (20), Jessica Davenport (14), Tamika Catchings (13), Erin Phillips (13), Shyra Ely (10) and Tangel Smith (10), vs. Connecticut, 7/13/11

- Tamika Catchings (16), Anna DeForge (14), Sheri Sam (14), Tammy Sutton-Brown (13), Tan White (11) and Tully Bevilacqua (10), vs. Chicago, 7/8/07

- Alicia Thompson (18), Stephanie White (16), Kara Wolters (13), Gordana Grubin (11), Monica Maxwell (11) and Rita Williams (10), vs. Cleveland, 8/4/00

## NO PLAYERS, 10+ POINTS, SAME GAME

- at Atlanta, 6/26/12
- vs. Connecticut, 8/28/08
- at Los Angeles, 7/9/04

## MOST GAMES, 10+ REBOUNDS CAREER

- 102 Tamika Catchings, 2001-16
- 32 Erlana Larkins, 2012 to present
- 19 Ebony Hoffman, 2004-10
- 19 Natalie Williams, 2003-05
- 13 Tammy Sutton-Brown, 2007-12
- 8 Olympia Scott, 2001-02, 2006

## SEASON

- 14 Erlana Larkins, 2014
- 12 Tamika Catchings, 2002
- 10 Tamika Catchings, 2012
- 10 Ebony Hoffman, 2008
- 10 Tamika Catchings, 2003
- 9 Erlana Larkins, 2013
- 9 Tamika Catchings, 2007
- 9 Tamika Catchings, 2005
- 9 Natalie Williams, 2003

## MOST GAMES, 10+ ASSISTS CAREER

- 2 Tamika Catchings, 2001-16
- 2 Coquese Washington, 2002-03
- 1 Briann January, 2009 to present
- 1 Stephanie White, 2000-04
- 1 Rita Williams, 2000-02

## SEASON

- 1 Briann January, 2011
- 1 Tamika Catchings, 2007
- 1 Stephanie White, 2004
- 1 Tamika Catchings, 2003
- 1 Coquese Washington, 2003
- 1 Coquese Washington, 2002
- 1 Rita Williams, 2001

## TRIPLE-DOUBLES

- None

## DOUBLE-DOUBLES CAREER

- 96 Tamika Catchings, 2001-16
- 20 Erlana Larkins, 2012 to present
- 15 Natalie Williams, 2003-05
- 10 Tammy Sutton-Brown, 2007-12
- 9 Ebony Hoffman, 2004-10
- 6 Olympia Scott, 2001-02
- 3 Kara Wolters, 2000

## SEASON

- 12 Tamika Catchings, 2002
- 11 Tamika Catchings, 2003
- 10 Tamika Catchings, 2012
- 9 Erlana Larkins, 2014
- 9 Tamika Catchings, 2005
- 9 Natalie Williams, 2003
- 8 Tamika Catchings, 2010
- 7 Tamika Catchings, 2013
- 7 Tamika Catchings, 2009
- 7 Tamika Catchings, 2007

## CONSECUTIVE

- 3 T. Catchings, 6/13/07 to 6/16/07
- 3 T. Catchings, 7/26/05 to 7/31/05
- 3 N. Williams, 6/20/03 to 6/24/03
- 3 T. Catchings, 8/6/02 to 8/9/02
- 2 20 times (last by E. Larkins, 5/14/16 to 5/18/16)

## TWO PLAYERS, DOUBLE-DOUBLES, SAME GAME

- Marissa Coleman (15 points, 10 rebounds) and Erlana Larkins (12 points, 11 rebounds), at Chicago, 9/6/13
- Erlana Larkins (13 points, 12 rebounds) and Tamika Catchings (10 points, 10 rebounds), at Chicago, 9/6/13
- Tamika Catchings (24 points, 11 rebounds) and Ebony Hoffman (17 points, 14 rebounds), at New York, OT, 6/26/09

- Tammy Sutton-Brown (19 points, 11 rebounds) and Ebony Hoffman (10 points, 10 rebounds), at Minnesota, 9/9/08

- Tan White (20 points, 10 rebounds) and Ebony Hoffman (10 points, 11 rebounds), vs. Los Angeles, 5/29/08

- Tamika Catchings (16 points, 14 rebounds) and Ebony Hoffman (13 points, 13 rebounds) vs. Detroit, 5/20/06

- Tamika Catchings (18 points, 16 rebounds) and Natalie Williams (11 points, 10 rebounds), vs. Charlotte, 8/20/05

- Tamika Catchings (20 points, 13 rebounds) and Natalie Williams (14 points, 10 rebounds), vs. Houston, 8/7/03

- Natalie Williams (24 points, 11 rebounds) and Tamika Catchings (11 points, 10 rebounds), at Sacramento, 6/14/03

- Tamika Catchings (32 points, 12 rebounds) and Coquese Washington (10 points, 11 assists), vs. Orlando, 8/7/02

- Tamika Catchings (28 points, 10 rebounds) and Olympia Scott (15 points, 10 rebounds), at Washington, 8/6/02



The owner of 96 career double-doubles, Tamika Catchings scored in 455 out of 457 games played. She scored in every game for 7+ seasons before going scoreless for the first time in 2009. During that stretch, she went more than a full season, 37 games, with 10 or more points in every game.



The 2016 Fever were known for uncanny scoring balance. Through the first 16 years of Indiana Fever basketball, the club produced six double-figure scorers in the same game just four times - once in 2000, 2007, 2011 and 2012.

Then, in 2016, the Fever produced consecutive games (May 18 & May 20) with SEVEN different players scoring 10+ points in the same game. Two months later on July 10, Indiana was one point shy of producing a third game with seven double-digit scorers.

During those three games, nine different players scored 10 or more points (in sequence above, left to right): Erica Wheeler, Lynetta Kizer, Erlana Larkins, Marissa Coleman, Shenise Johnson, Tiffany Mitchell, Devereaux Peters, Tamika Catchings, Natalie Achonwa.



Former USA National Team teammates Tamika Catchings and Natalie Williams were double-double threats almost every game. Three times during their tenure together from 2003 to 2005, the duo posted double-doubles in the same game. They helped Indiana reach the WNBA Playoffs in 2005.

## FEVER ROOKIE RECORDS

**GAMES PLAYED**

- 34 Natasha Howard, 2014
- 34 Tiffany Mitchell, 2016
- 34 Jeanette Pohlen, 2011
- 34 Tan White, 2005
- 33 Briann January, 2009
- 33 La'Tangela Atkinson, 2006
- 32 Tamika Catchings, 2002
- 32 Niele Ivey, 2001
- 30 Maggie Lucas, 2014
- 30 Layshia Clarendon, 2013
- 30 Ebony Hoffman, 2004
- 30 Coretta Brown, 2003

**GAMES STARTED**

- 32 Tamika Catchings, 2002
- 26 Niele Ivey, 2001
- 26 Alicia Thompson, 2000
- 23 Nadine Malcolm, 2001
- 17 Natalie Achonwa, 2015
- 15 Natasha Howard, 2014
- 13 Ebony Hoffman, 2004
- 8 Tiffany Mitchell, 2016
- 6 Jurgita Streimikyte, 2000

**MINUTES PLAYED**

- SEASON**
- 1167 Tamika Catchings, 2002
  - 708 Niele Ivey, 2001
  - 705 Nadine Malcolm, 2001
  - 693 Tan White, 2005
  - 683 Briann January, 2009
  - 681 Tiffany Mitchell, 2016
  - 582 Layshia Clarendon, 2013
  - 576 Natasha Howard, 2014
  - 539 Jeanette Pohlen, 2011
  - 522 Coretta Brown, 2003
- GAME**
- 42, B. January at DET, OT, 9/4/09
  - 41, T. Catchings at ORL, OT, 7/3/02
  - 41, N. Ivey vs. SEA, OT, 6/4/01
  - 40:36, N. Howard vs. ATL, 2OT, 5/17/14
  - 40, C. Brown at CON, 2OT, 6/26/03

**POINTS**

- SEASON**
- 594 Tamika Catchings, 2002
  - 291 Tiffany Mitchell, 2016
  - 257 Nadine Malcolm, 2001
  - 242 Tan White, 2005
  - 237 Natasha Howard, 2014
  - 227 Briann January, 2009
  - 223 Natalie Achonwa, 2015
  - 186 Coretta Brown, 2003
- GAME**
- 32, T. Catchings, vs. ORL, 8/7/02
  - 32, T. Catchings vs. NY, 6/8/02
  - 28, T. Catchings at WAS, 8/6/02
  - 27, T. Catchings at DET, 6/2/02
  - 26, T. White at SEA, 6/4/05
  - 26, C. Brown at CON, 2OT, 6/26/03
  - 25, N. Malcolm vs. MIN, 6/16/01

**SCORING AVERAGE**

- 18.6 Tamika Catchings, 2002
- 8.6 Tiffany Mitchell, 2016
- 8.3 Nadine Malcolm, 2001
- 8.0 Natalie Achonwa, 2015
- 7.1 Tan White, 2005
- 7.0 Natasha Howard, 2014
- 6.9 Briann January, 2009

**MOST CONSECUTIVE GAMES SCORING**

- 32, T. Catchings, 6/1/02 to 8/13/02
- 30, T. White, 5/22/05 to 8/18/05
- 28, N. Achonwa, 6/5/13 to 9/13/15
- 27, T. Mitchell, 5/14/16 to 9/1/16
- 26, B. January, 7/2/09 to 9/13/09

**MOST GAMES, 30+ POINTS**

- 2 Tamika Catchings, 2002

**MOST GAMES, 20+ POINTS**

- 17 Tamika Catchings, 2002
- 3 Coretta Brown, 2003
- 2 Tiffany Mitchell, 2016
- 2 Natasha Howard, 2014
- 2 Tan White, 2005

**CONSECUTIVE**

- 4 Tamika Catchings, 8/6/02 to 8/11/02
- 2 Coretta Brown, 6/20/03 to 6/21/03

**MOST GAMES, 10+ POINTS**

- 29 Tamika Catchings, 2002
- 14 Tiffany Mitchell, 2016
- 11 Natalie Achonwa, 2015
- 11 Natasha Howard, 2014
- 10 Nadine Malcolm, 2001
- 9 Briann January, 2009

**CONSECUTIVE**

- 15, T. Catchings, 6/7/02 to 7/10/02
- 8, T. Mitchell, 5/14/16 to 6/5/16
- 4, B. January, 9/2/09 to 9/8/09
- 4, C. Brown, 6/14/03 to 6/21/03
- 4, N. Malcolm, 6/1/01 to 6/16/01
- CONSECUTIVE, BEGIN CAREER**
- 8, T. Mitchell, 5/14/16 to 6/5/16

**DOUBLE-DOUBLES**

- 12 Tamika Catchings, 2002
- 1 Natasha Howard, 2014

**CONSECUTIVE**

- 2 Tamika Catchings, 8/6/02 to 8/9/02

**MOST FG MADE**

- SEASON**
- 184 Tamika Catchings, 2002
  - 98 Natasha Howard, 2014
  - 90 Nadine Malcolm, 2001
  - 88 Natalie Achonwa, 2015
  - 87 Tiffany Mitchell, 2016
  - 85 Tan White, 2005

**GAME**

- 13 Tamika Catchings vs. Orlando, 8/7/02

**MOST FG ATTEMPTED**

- SEASON**
- 439 Tamika Catchings, 2002
  - 254 Tan White, 2005
  - 241 Tiffany Mitchell, 2016
  - 221 Natasha Howard, 2014
  - 212 Nadine Malcolm, 2001
  - 192 Briann January, 2009

**GAME**

- 22 Tamika Catchings at Detroit, 8/9/02

**FG PERCENTAGE**

- SEASON**
- .550 Natalie Achonwa (88-160), 2015
  - .495 Kelly Schumacher (46-93), 2001
  - .471 Jeanette Pohlen (48-102), 2011
  - .446 Sasha Goodlett (33-74), 2012
  - .443 Natasha Howard (98-221), 2014
  - .437 La'Tangela Atkinson (38-87), 2006
- GAME**
- MINIMUM 5 FGA**
- 1,000, N. Achonwa (5-5) vs. NY, 9/13/15
  - 1,000, K. Whittington (5-5) vs. NY, 9/11/08
  - .833, N. Achonwa (5-6) at ATL, 6/16/15
  - .800, seven times (4-5) (last: N. Achonwa vs. SEA, 7/8/15)

**3-POINT FG MADE**

- SEASON**
- 76 Tamika Catchings, 2002
  - 48 Jeanette Pohlen, 2011
  - 36 Coretta Brown, 2003
  - 25 Tiffany Mitchell, 2016
  - 25 Briann January, 2009
  - 25 Tan White, 2005
  - 25 Niele Ivey, 2001

**GAME**

- 6, T. Catchings at ORL, OT, 7/3/02
- 5, J. Pohlen at PHO, OT, 6/19/11
- 5, T. White at SEA, 6/4/05
- 5, C. Brown at CON, 2OT, 6/26/03
- 5, T. Catchings (five times)

**3-POINT FG ATTEMPTED**

- SEASON**
- 193 Tamika Catchings, 2002
  - 102 Jeanette Pohlen, 2011
  - 100 Coretta Brown, 2003
  - 87 Briann January, 2009
  - 85 Tiffany Mitchell, 2016
  - 81 Tan White, 2005

**GAME**

- 12, T. Catchings at WAS, 8/6/02
- 10, C. Brown at CHA, 5/29/03

**3-POINT FG PERCENTAGE**

- SEASON**
- MINIMUM 20 FGA**
- .468 Jeanette Pohlen (29-62), 2011
  - .411 Nadine Malcolm (23-46), 2001
  - .368 Jené Morris (14-38), 2010
  - .360 Coretta Brown (36-100), 2003
  - .357 Niele Ivey (25-70), 2001

**GAME**

- MINIMUM 4 FGA**
- 1,000, T. Catchings (6-6) at ORL, OT, 7/3/02
  - 1,000, J. Pohlen (5-5) at PHO, OT, 6/19/11
  - 1,000, N. Malcolm (4-4) at NY, 7/9/01
  - .833, C. Brown (5-6) at CON, 2OT, 6/26/03
  - .800, T. Mitchell (4-5) at LA, 7/6/16
  - .800, J. Morris (4-5) at SEA, 6/25/10

**MOST FT MADE**

- SEASON**
- 150 Tamika Catchings, 2002
  - 92 Tiffany Mitchell, 2016
  - 74 Briann January, 2009
  - 56 Nadine Malcolm, 2001
  - 47 Natalie Achonwa, 2015
  - 47 Tan White, 2005
  - 46 Danielle McCulley, 2000
  - 41 Natasha Howard, 2014

**GAME**

- 14, T. Catchings vs. NY, 6/8/02
- 11, T. White vs. DET, OT, 6/15/05

**MOST FT ATTEMPTED**

- SEASON**
- 184 Tamika Catchings, 2002
  - 101 Tiffany Mitchell, 2016
  - 87 Briann January, 2009
  - 69 Natasha Howard, 2014
  - 63 Natalie Achonwa, 2015
  - 63 Danielle McCulley, 2000
  - 62 Nadine Malcolm, 2001
  - 58 Tan White, 2005

**GAME**

- 16, T. Catchings vs. NY, 6/8/02

**FT PERCENTAGE**

- SEASON**
- MINIMUM 45 FTA**
- .911 Tiffany Mitchell (92-101), 2016
  - .871 Nadine Malcolm (56-62), 2001
  - .851 Briann January (74-87), 2009
  - .815 Tamika Catchings (150-184), 2002
  - .810 Tan White (47-58), 2005

**GAME**

- MINIMUM 6 FTA**
- 1,000, T. Catchings (12-12) at DET, 6/2/02
  - 1,000, T. Mitchell (8-8) at DAL, 6/25/16
  - 1,000, T. Mitchell (7-7) vs. SEA, 6/1/16
  - 1,000, T. Mitchell (6-6) at LA, 7/6/16
  - 1,000, T. White (6-6) at HOU, 2OT, 5/29/05
  - 1,000, T. Catchings (6-6) vs. UTA, 7/10/02
  - 1,000, T. Catchings (6-6) at ORL, 6/11/02
  - 1,000, N. Malcolm (6-6) at MIA, 6/5/01

**REBOUNDS**

- SEASON**
- 276 Tamika Catchings, 2002
  - 104 Natasha Howard, 2014
  - 97 Natalie Achonwa, 2015
  - 91 Nadine Malcolm, 2001
  - 87 Ebony Hoffman, 2004

**GAME**

- 15, T. Catchings vs. CHA, 8/3/02
- 14, T. Catchings vs. NY, 6/8/02
- 13, T. Catchings vs. DET, 6/1/02
- 12, four times (last: T. Catchings at DET, 8/9/02)

**MOST GAMES, 10+ REBOUNDS**

- 12 Tamika Catchings, 2002
- 1 Natasha Howard, 2014

**HIGHEST REBOUNDING AVERAGE**

- 8.6 Tamika Catchings, 2002
- 3.5 Natalie Achonwa, 2015
- 3.1 Natasha Howard, 2014
- 2.9 Ebony Hoffman, 2004
- 2.9 Nadine Malcolm, 2001

**ASSISTS**

- SEASON**
- 118 Tamika Catchings, 2002
  - 77 Briann January, 2009
  - 70 Niele Ivey, 2001

**GAME**

- 7 Tamika Catchings (four times)

**HIGHEST ASSISTS PER GAME AVERAGE**

- 3.7 Tamika Catchings, 2002
- 2.3 Briann January, 2009
- 2.2 Niele Ivey, 2001

**STEALS**

- SEASON**
- 94 Tamika Catchings, 2002
  - 36 Briann January, 2009
  - 33 Niele Ivey, 2001
  - 30 Tiffany Mitchell, 2016
  - 30 Tan White, 2005

**GAME**

- 9, T. Catchings vs. MIN, 7/26/02

**BLOCKED SHOTS**

- SEASON**
- 43 Tamika Catchings, 2002
  - 29 Kelly Schumacher, 2001
  - 23 Natasha Howard, 2014

**GAME**

- 6, N. Howard at CHI, 5/16/14
- 4, K. Whittington vs. WAS, 5/17/08
- 4, T. Catchings vs. MIA, 8/11/02
- 4, K. Schumacher vs. DET, 6/22/01



Tamika Catchings (2002) was the WNBA Rookie of the Year while leading Indiana in points, rebounds, assists, steals and blocks.



Coretta Brown (2003) and Tan White (2005) scored the most points in a game by a Fever rookie not named Tamika Catchings. While Catchings owns the top four rookie marks, Brown and White each netted 26 points in road games during their rookie seasons.



Natasha Howard (2014) produced the Fever's first double-double rookie debut since 2002: 16 points, 10 rebounds and a club-record six blocks.



Tiffany Mitchell (2016) set rookie free throw records and was the second-leading rookie scorer in franchise history.

## FEVER TOP SCORING PERFORMANCES

PLAYER	FG-A	3FG-A	FT-A	TP
Katie Douglas vs. Washington, 7/28/09.....	9-19	1-7	15-16	34
Shavonte Zellous vs. Tulsa, 6/25/14.....	12-17	2-4	7-8	33
Tamika Catchings vs. New York, 8/13/11.....	7-12	1-4	17-19	32
Katie Douglas vs. Connecticut, 7/30/09.....	10-21	2-6	10-12	32
Tamika Catchings at New York, 8/22/03.....	11-20	4-8	6-6	32
Tamika Catchings vs. Orlando, 8/7/02.....	13-20	5-9	1-1	32
Tamika Catchings vs. New York, 6/8/02.....	7-15	4-7	14-16	32
Tamika Catchings vs. Connecticut, 6/8/12.....	10-15	6-9	5-5	31
Tamika Catchings vs. New York, 7/10/03.....	11-20	5-8	4-6	31
Olympia Scott vs. Utah, 7/10/02.....	11-17	0-0	9-11	31
Katie Douglas vs. Phoenix, 9/9/12.....	12-18	2-6	4-5	30
Katie Douglas vs. Atlanta, 9/11/11.....	11-18	5-8	3-4	30
Tamika Catchings vs. Atlanta, 8/6/10.....	10-20	0-3	10-11	30
Tamika Catchings at New York, 6/13/06.....	10-19	3-5	7-10	30
Tamika Catchings at Connecticut, 9/19/04.....	9-15	2-3	10-12	30
Tamika Catchings at Washington, 7/29/03.....	9-21	5-11	7-7	30
Nikki McCray at Portland, 6/20/02.....	11-13	2-3	6-7	30
Tamika Catchings at New York, 8/10/14.....	11-19	4-5	3-6	29
Shavonte Zellous vs. Phoenix, 6/8/13.....	10-13	6-7	3-4	29
Katie Douglas vs. Atlanta, 8/18/12.....	11-16	7-9	0-0	29
Tamika Catchings vs. Phoenix, 8/13/10.....	10-16	4-6	5-5	29
Katie Douglas at Seattle, 6/25/10.....	9-14	3-5	8-10	29
Anna DeForge vs. Connecticut, 8/15/07.....	11-19	5-9	2-2	29
Tamika Whitmore vs. Charlotte, 6/18/06.....	10-16	1-1	8-8	29
Tamika Catchings at Washington, 7/24/03.....	9-13	4-6	7-8	29
Tamika Catchings vs. Charlotte, 6/17/03.....	8-17	1-5	12-13	29
Monica Maxwell vs. Los Angeles, 6/28/00.....	9-18	4-8	7-8	29
Tamika Catchings vs. Tulsa, 6/28/13.....	9-18	1-3	9-9	28
Katie Douglas at Phoenix, 8/8/10.....	11-17	3-7	3-3	28
Tamika Catchings at Chicago, 5/22/10.....	11-17	1-3	5-8	28
Katie Douglas at Phoenix, 8/8/09.....	8-27	6-11	6-6	28
Tamika Catchings at Washington, 7/21/09.....	6-15	2-4	14-14	28
Katie Douglas at New York, 6/26/09.....	11-27	5-13	1-1	28
Tamika Catchings vs. Phoenix, 5/24/05.....	6-13	1-3	15-17	28
Tamika Catchings at Washington, 8/6/02.....	10-20	5-12	3-5	28
Tamika Catchings vs. Seattle, 6/12/16.....	9-14	1-5	8-9	27
Tamika Catchings vs. Phoenix, 6/12/15.....	9-17	1-1	8-10	27
Tamika Catchings vs. Los Angeles, 7/12/12.....	8-16	1-3	10-10	27
Katie Douglas vs. New York, 6/10/11.....	10-18	6-11	1-2	27
Tamika Catchings at Minnesota, 6/6/10.....	7-9	3-3	10-10	27
Tamika Catchings vs. Phoenix, 9/2/09.....	9-18	3-7	6-7	27
Tamika Catchings vs. Los Angeles, 7/22/06.....	12-20	0-4	3-6	27
Tamika Catchings vs. Charlotte, 6/18/06.....	9-16	4-6	5-6	27
Tamika Catchings at Detroit, 6/2/02.....	7-10	1-3	12-12	27
Tamika Catchings at Chicago, 6/29/16.....	7-11	3-4	9-9	26
Tamika Catchings at Connecticut, 6/30/15.....	9-10	4-4	4-4	26
Tamika Catchings at San Antonio, 9/7/12.....	9-16	3-4	5-5	26
Katie Douglas vs. Phoenix, 6/28/11.....	9-15	6-9	2-3	26
Tamika Catchings at San Antonio, 8/16/11.....	9-15	1-3	7-8	26
Tamika Catchings at Connecticut, 8/15/10.....	7-15	2-3	10-10	26
Tammy Sutton-Brown vs. Phoenix, 9/14/08.....	9-13	0-0	8-12	26
Tamika Catchings at Washington, 9/2/08.....	8-17	4-9	6-8	26
Ebony Hoffman at New York, 6/26/08.....	11-19	3-4	1-1	26
Katie Douglas at Detroit, 5/21/08.....	7-11	3-6	9-9	26
Tamika Whitmore at Chicago, 7/21/07.....	11-16	1-3	3-3	26
Tamika Catchings at Detroit, 6/16/07.....	5-10	2-3	14-16	26
Tamika Whitmore vs. San Antonio, 8/5/06.....	11-23	2-6	2-5	26
Anna DeForge at Los Angeles, 7/7/06.....	11-17	4-5	0-0	26
Tamika Whitmore at Phoenix, 6/23/06.....	10-17	0-1	6-6	26
Tamika Catchings vs. Washington, 6/7/06.....	8-15	2-4	8-8	26
Tamika Whitmore at Minnesota, 6/2/06.....	11-19	1-1	3-3	26
Tamika Catchings vs. Houston, 7/7/05.....	10-17	1-4	5-5	26
Tan White at Seattle, 6/4/05.....	10-19	5-9	1-1	26
Tamika Catchings vs. Phoenix, 7/2/03.....	7-18	3-6	9-11	26
Coretta Brown at Connecticut, 6/26/03.....	8-12	5-6	5-6	26




KATIE DOUGLAS | 34 Points



SHAVONTE ZELLOUS | 33 Points



TAMIKA CATCHINGS | 32 Points



OLYMPIA SCOTT | 31 Points



NIKKI MCCRAY | 30 Points



ANNA DEFORGE | 29 Points



## FEVER DOUBLE-DOUBLE PERFORMANCES

<p><b>2016 (6)</b>                  Erlana Larkins vs. Atlanta, 7/15/16 (10 points, 11 rebounds)                  Erlana Larkins at Phoenix, 7/8/16 (13 points, 10 rebounds)                  Erlana Larkins vs. San Antonio, 7/1/16 (16 points, 17 rebounds)                  Erlana Larkins vs. New York, 6/19/16 (10 points, 15 rebounds)                  Erlana Larkins vs. Phoenix, 5/18/16 (11 points, 10 rebounds)                  Erlana Larkins vs. Dallas, 5/14/16 (14 points, 13 rebounds)</p> <p><b>2015 (8)</b>                  Tamika Catchings at Tulsa, 8/30/15 (22 points, 13 rebounds)                  Tamika Catchings vs. Los Angeles, 8/26/15 (10 points, 10 rebounds)                  Erlana Larkins vs. Connecticut, 8/2/15 (10 points, 13 rebounds)                  Tamika Catchings vs. Tulsa, 7/15/15 (11 points, 11 rebounds)                  Shenise Johnson vs. Washington, 7/2/15 (16 points, 11 rebounds)                  Tamika Catchings at Connecticut, 6/30/15 (26 points, 10 rebounds)                  Tamika Catchings at Atlanta, 6/16/15 (11 points, 10 rebounds)                  Tamika Catchings vs. Phoenix, 6/12/15 (27 points, 13 rebounds)</p> <p><b>2014 (13)</b>                  Erlana Larkins vs. Minnesota, 8/5/14 (13 points, 11 rebounds)                  Erlana Larkins at Los Angeles, 7/28/14 (10 points, 10 rebounds)                  Erlana Larkins vs. Atlanta, 7/12/14 (10 points, 11 rebounds)                  Tamika Catchings at Tulsa, 7/8/14 (23 points, 11 rebounds)                  Marissa Coleman vs. Phoenix, 6/27/14 (15 points, 10 rebounds)                  Erlana Larkins vs. Phoenix, 6/27/14 (12 points, 11 rebounds)                  Erlana Larkins at Chicago, 6/20/14 (13 points, 11 rebounds)                  Lynetta Kizer at Connecticut, 6/17/14 (13 points, 10 rebounds)                  Erlana Larkins vs. Seattle, 6/11/14 (17 points, 11 rebounds)                  Erlana Larkins vs. Connecticut, 5/29/14 (14 points, 10 rebounds)                  Erlana Larkins at Atlanta, 5/25/14 (13 points, 22 rebounds)                  Erlana Larkins vs. Atlanta, 5/17/14 (17 points, 13 rebounds)                  Natasha Howard at Chicago, 5/16/14 (16 points, 10 rebounds)</p> <p><b>2013 (13)</b>                  Tamika Catchings vs. New York, 9/13/13 (23 points, 10 rebounds)                  Erlana Larkins at Chicago, 9/6/13 (13 points, 12 rebounds)                  Tamika Catchings at Chicago, 9/6/13 (10 points, 10 rebounds)                  Erlana Larkins at Atlanta, 9/4/13 (10 points, 17 rebounds)                  Tamika Catchings at New York, 8/30/13 (22 points, 10 rebounds)                  Tamika Catchings at Minnesota, 8/24/13 (22 points, 10 rebounds)                  Erlana Larkins vs. Los Angeles, 8/8/13 (11 points, 13 rebounds)                  Tamika Catchings vs. Chicago, 8/3/13 (17 points, 10 rebounds)                  Tamika Catchings at Washington, 7/21/13 (23 points, 10 rebounds)                  Jessica Breland vs. Seattle, 6/30/13 (10 points, 10 rebounds)                  Karima Christmas at Atlanta, 6/25/13 (16 points, 10 rebounds)                  Tamika Catchings vs. Phoenix, 6/8/13 (14 points, 10 rebounds)                  Erlana Larkins vs. Atlanta, 5/31/13 (10 points, 10 rebounds)</p> <p><b>2012 (11)</b>                  Tamika Catchings vs. Tulsa, 9/23/12 (20 points, 10 rebounds)                  Tamika Catchings at Minnesota, 9/17/12 (19 points, 10 rebounds)                  Tamika Catchings vs. Minnesota, 9/14/12 (14 points, 12 rebounds)                  Tamika Catchings at San Antonio, 9/7/12 (26 points, 11 rebounds)                  Tamika Catchings vs. Chicago, 9/1/12 (17 points, 10 rebounds)                  Tamika Catchings at Seattle, 8/23/12 (18 points, 11 rebounds)                  Tamika Catchings vs. Washington, 8/16/12 (14 points, 14 rebounds)                  Tamika Catchings vs. San Antonio, 7/5/12 (17 points, 15 rebounds)                  Tamika Catchings vs. Connecticut, 6/21/12 (13 points, 10 rebounds)                  Tamika Catchings at Atlanta, 5/27/12 (25 points, 12 rebounds)                  Jessica Davenport vs. Atlanta, 5/19/12 (18 points, 10 rebounds)</p> <p><b>2011 (6)</b>                  Tamika Catchings vs. Washington, 9/7/11 (17 points, 10 rebounds)                  Jessica Davenport at Connecticut, 7/28/11 (10 points, 10 rebounds)                  Tamika Catchings at Connecticut, 7/17/11 (18 points, 15 rebounds)                  Tamika Catchings vs. Connecticut, 6/25/11 (13 points, 12 rebounds)                  Tamika Catchings at Phoenix, 6/19/11 (17 points, 15 rebounds)                  * Briann January vs. Tulsa, 6/14/11 (12 points, 10 assists)</p> <p><b>2010 (8)</b>                  Tamika Catchings vs. Minnesota, 8/22/10 (17 points, 14 rebounds)                  Tamika Catchings at Los Angeles, 8/10/10 (11 points, 11 rebounds)                  Tamika Catchings at Phoenix, 8/8/10 (24 points, 10 rebounds)                  Tamika Catchings vs. Chicago, 7/27/10 (16 points, 10 rebounds)                  Tamika Catchings at New York, 7/18/10 (22 points, 10 rebounds)                  Tamika Catchings vs. Atlanta, 7/16/10 (23 points, 11 rebounds)                  Tamika Catchings vs. Connecticut, 6/13/10 (18 points, 13 rebounds)                  Tamika Catchings at Tulsa, 5/29/10 (15 points, 10 rebounds)</p>	<p><b>2009 (14)</b>                  Tamika Catchings at Chicago, 9/10/09 (16 points, 10 rebounds)                  Tamika Catchings at New York, 9/8/09 (17 points, 10 rebounds)                  Tammy Sutton-Brown vs. Washington, 9/6/09 (13 points, 11 rebounds)                  Tamika Catchings at Detroit, 9/4/09 (14 points, 13 rebounds)                  Tamika Catchings vs. Phoenix, 9/2/09 (27 points, 12 rebounds)                  Ebony Hoffman at Minnesota, 8/13/09 (24 points, 10 rebounds)                  Katie Douglas at Phoenix, 8/8/09 (28 points, 10 rebounds)                  Ebony Hoffman vs. Washington, 7/28/09 (10 points, 10 rebounds)                  Tamika Catchings at Washington, 7/21/09 (28 points, 10 rebounds)                  Tammy Sutton-Brown vs. Connecticut, 7/2/09 (14 points, 14 rebounds)                  Tamika Catchings vs. New York, 6/27/09 (13 points, 11 rebounds)                  Tamika Catchings at New York, 6/26/09 (24 points, 11 rebounds)                  Ebony Hoffman at New York, 6/26/09 (17 points, 14 rebounds)                  Tammy Sutton-Brown vs. Seattle, 6/9/09 (10 points, 10 rebounds)</p> <p><b>2008 (13)</b>                  Ebony Hoffman at Minnesota, 9/9/08 (10 points, 10 rebounds)                  Tammy Sutton-Brown at Minnesota, 9/9/08 (19 points, 11 rebounds)                  Tamika Catchings at Atlanta, 9/8/08 (20 points, 10 rebounds)                  Tamika Catchings at Detroit, 9/5/08 (20 points, 10 rebounds)                  Tammy Sutton-Brown at Chicago, 7/22/08 (14 points, 10 rebounds)                  Tamika Catchings vs. Atlanta, 7/16/08 (18 points, 12 rebounds)                  Tammy Sutton-Brown vs. Chicago, 7/2/08 (11 points, 12 rebounds)                  Tammy Sutton-Brown at New York, 6/26/08 (23 points, 15 rebounds)                  Ebony Hoffman vs. Sacramento, 6/24/08 (23 points, 13 rebounds)                  Ebony Hoffman vs. San Antonio, 6/15/08 (10 points, 10 rebounds)                  Tammy Sutton-Brown at Atlanta, 6/13/08 (16 points, 12 rebounds)                  Tan White vs. Los Angeles, 5/29/08 (20 points, 10 rebounds)                  Ebony Hoffman vs. Los Angeles, 5/29/08 (10 points, 11 rebounds)</p> <p><b>2007 (10)</b>                  Tammy Sutton-Brown vs. Connecticut, 8/15/07 (19 points, 10 rebounds)                  Tamika Whitmore vs. Washington, 7/31/07 (17 points, 15 rebounds)                  Tamika Catchings vs. Chicago, 7/18/07 (22 points, 13 rebounds)                  * Tamika Catchings vs. Chicago, 7/8/07 (16 points, 11 assists)                  Tamika Catchings at Los Angeles, 7/5/07 (17 points, 11 rebounds)                  Tamika Catchings at Detroit, 6/16/07 (26 points, 14 rebounds)                  Tamika Catchings vs. Phoenix, 6/15/07 (17 points, 15 rebounds)                  Tamika Catchings vs. Seattle, 6/13/07 (14 points, 10 rebounds)                  Tammy Sutton-Brown vs. New York, 6/10/07 (22 points, 13 rebounds)                  Tamika Catchings at Washington, 6/8/07 (24 points, 12 rebounds)</p> <p><b>2006 (7)</b>                  Tamika Catchings vs. Connecticut, 8/9/06 (14 points, 12 rebounds)                  Tamika Catchings vs. Houston, 7/16/06 (11 points, 10 rebounds)                  Tamika Catchings vs. Detroit, 6/29/06 (17 points, 13 rebounds)                  Tamika Catchings vs. Charlotte, 6/18/06 (27 points, 13 rebounds)                  Tamika Catchings vs. Washington, 6/7/06 (26 points, 11 rebounds)                  Tamika Catchings vs. Detroit, 5/20/06 (16 points, 14 rebounds)                  Ebony Hoffman vs. Detroit, 5/20/06 (13 points, 13 rebounds)</p> <p><b>2005 (10)</b>                  Tamika Catchings vs. Charlotte, 8/20/05 (18 points, 16 rebounds)                  Natalie Williams vs. Charlotte, 8/20/05 (11 points, 10 rebounds)                  Tamika Catchings vs. Connecticut, 8/6/05 (17 points, 13 rebounds)                  Tamika Catchings at New York, 7/31/05 (10 points, 10 rebounds)                  Tamika Catchings vs. Washington, 7/29/05 (22 points, 11 rebounds)                  Tamika Catchings at Connecticut, 7/26/05 (13 points, 10 rebounds)                  Tamika Catchings at Minnesota, 7/19/05 (12 points, 11 rebounds)                  Tamika Catchings vs. Detroit, 7/15/05 (20 points, 14 rebounds)                  Tamika Catchings at Washington, 6/18/05 (20 points, 15 rebounds)                  Tamika Catchings vs. Detroit, 6/15/05 (20 points, 16 rebounds)</p>	<p><b>2004 (12)</b>                  Tamika Catchings at Minnesota, 9/3/04 (12 points, 10 rebounds)                  Natalie Williams at Washington, 9/1/04 (16 points, 12 rebounds)                  Tamika Catchings at Houston, 7/31/04 (18 points, 13 rebounds)                  Tamika Catchings at Seattle, 7/22/04 (15 points, 10 rebounds)                  * Stephanie White vs. Houston, 7/14/04 (11 points, 10 assists)                  Natalie Williams at Connecticut, 7/6/04 (16 points, 15 rebounds)                  Tamika Catchings vs. Phoenix, 7/3/04 (19 points, 13 rebounds)                  Natalie Williams at Charlotte, 6/26/04 (11 points, 11 rebounds)                  Tamika Catchings vs. New York, 6/19/04 (25 points, 12 rebounds)                  Natalie Williams at New York, 6/11/04 (10 points, 10 rebounds)                  Deanna Jackson vs. Washington, 5/23/04 (14 points, 12 rebounds)                  Natalie Williams vs. New York, 5/21/04 (11 points, 12 rebounds)</p> <p><b>2003 (20)</b>                  Natalie Williams vs. Connecticut, 8/25/03 (20 points, 10 rebounds)                  Natalie Williams vs. Cleveland, 8/23/03 (15 points, 11 rebounds)                  Tamika Catchings at New York, 8/22/03 (32 points, 14 rebounds)                  Natalie Williams vs. Charlotte, 8/16/03 (15 points, 17 rebounds)                  Tamika Catchings vs. Washington, 8/12/03 (20 points, 15 rebounds)                  * Tamika Catchings at Cleveland, 8/10/03 (21 points, 10 assists)                  Tamika Catchings vs. Houston, 8/7/03 (20 points, 13 rebounds)                  Natalie Williams vs. Houston, 8/7/03 (14 points, 10 rebounds)                  Tamika Catchings at Connecticut, 8/3/03 (14 points, 11 rebounds)                  Natalie Williams at Washington, 7/29/03 (21 points, 13 rebounds)                  Tamika Catchings vs. Detroit, 7/16/03 (22 points, 13 rebounds)                  Tamika Catchings at Cleveland, 6/29/03 (19 points, 10 rebounds)                  Tamika Catchings at Connecticut, 6/26/03 (25 points, 16 rebounds)                  Natalie Williams at Detroit, 6/24/03 (14 points, 11 rebounds)                  Natalie Williams at Minnesota, 6/21/03 (12 points, 10 rebounds)                  Natalie Williams vs. Connecticut, 6/20/03 (18 points, 11 rebounds)                  Tamika Catchings vs. Charlotte, 6/17/03 (29 points, 10 rebounds)                  Natalie Williams at Sacramento, 6/14/03 (24 points, 11 rebounds)                  Tamika Catchings at Sacramento, 6/14/03 (11 points, 10 rebounds)                  Tamika Catchings vs. Washington, 5/31/03 (15 points, 11 rebounds)</p> <p><b>2002 (16)</b>                  Tamika Catchings at Detroit, 8/9/02 (21 points, 12 rebounds)                  Tamika Catchings vs. Orlando, 8/7/02 (32 points, 12 rebounds)                  * Coquese Washington vs. Orlando, 8/7/02 (10 points, 11 assists)                  Tamika Catchings at Washington, 8/6/02 (28 points, 10 rebounds)                  Olympia Scott at Washington, 8/6/02 (15 points, 10 rebounds)                  Tamika Catchings vs. Charlotte, 8/3/02 (14 points, 15 rebounds)                  Tamika Catchings at Sacramento, 7/30/02 (24 points, 11 rebounds)                  Tamika Catchings vs. New York, 7/19/02 (21 points, 12 rebounds)                  Olympia Scott vs. Los Angeles, 7/17/02 (12 points, 10 rebounds)                  Olympia Scott vs. Miami, 7/12/02 (14 points, 11 rebounds)                  Tamika Catchings vs. Cleveland, 7/8/02 (24 points, 10 rebounds)                  Tamika Catchings vs. Sacramento, 6/28/02 (21 points, 12 rebounds)                  Tamika Catchings at Utah, 6/18/02 (14 points, 11 rebounds)                  Tamika Catchings vs. New York, 6/8/02 (32 points, 14 rebounds)                  Tamika Catchings at Washington, 6/7/02 (15 points, 11 rebounds)                  Tamika Catchings vs. Detroit, 6/1/02 (23 points, 13 rebounds)</p> <p><b>2001 (7)</b>                  * Rita Williams vs. Detroit, 8/12/01 (20 points, 10 assists)                  Jurgita Streimikyte vs. Utah, 7/18/01 (12 points, 11 rebounds)                  Angie Brazier at Houston, 7/6/01 (10 points, 10 rebounds)                  Olympia Scott vs. Detroit, 6/22/01 (14 points, 10 rebounds)                  Olympia Scott vs. Minnesota, 6/16/01 (13 points, 10 rebounds)                  Olympia Scott at Minnesota, 6/12/01 (12 points, 10 rebounds)                  Monica Maxwell vs. Seattle, 6/4/01 (11 points, 12 rebounds)</p> <p><b>2000 (5)</b>                  Kara Wolters vs. Detroit, 8/7/00 (14 points, 10 rebounds)                  Monica Maxwell vs. Charlotte, 7/22/00 (18 points, 10 rebounds)                  Kara Wolters at Orlando, 7/6/00 (16 points, 10 rebounds)                  Kara Wolters at Houston, 6/24/00 (18 points, 10 rebounds)                  Alicia Thompson vs. Orlando, 6/3/00 (22 points, 15 rebounds)</p> <p style="text-align: right;"><i>* indicates double-double in points and assists</i></p>
--	--	--

# OPPONENT TEAM RECORDS

**MOST POINTS SCORED**

**SEASON**  
2749 (80.9 per game) in 2016  
2577 (75.8) in 2015  
2554 (75.1 in 2014  
2518 (74.1) in 2010  
2510 (73.8) in 2011  
**GAME**  
111 at Detroit, 6/18/00  
107 vs. Tulsa, 6/25/14  
106 at Chicago, 8/4/15  
106 vs. Phoenix, 9/2/09  
102 at New York, 3OT, 6/26/08  
98 vs. Chicago, 6/14/15  
96 vs. Minnesota, 6/7/09  
95 at Chicago, 6/5/15  
95 at Connecticut, 9/13/09  
94 at Los Angeles, 7/6/16  
94 at Los Angeles, 8/16/13  
**HALF**  
66 at Detroit (2nd), 6/18/00  
60 vs. San Antonio (2nd), 7/5/12  
60 vs. Minnesota (1st), 6/7/09  
58 vs. Tulsa (2nd), OT, 6/25/14  
57 at Chicago (1st), 8/4/15  
56 vs. Washington (2nd), 8/27/16  
56 at Connecticut (2nd), 6/17/14  
**QUARTER**  
34 at Connecticut (3rd), 6/17/14  
34 vs. Minnesota (1st), 6/7/09  
32 vs. Washington (4th), 8/27/16  
32 at Seattle (2nd), 7/10/16  
32 vs. Atlanta (2nd), 7/12/14  
32 vs. Phoenix (3rd), 9/2/09  
**OVERTIME**  
19 at Houston (2nd), 2OT, 5/29/05  
17 at New York, OT, 9/16/04  
16 at New York (1st), 3OT, 6/26/08

**HIGHEST SCORING AVERAGE**

**SEASON**  
80.9 (2749 points) in 2016  
75.8 (2577) in 2015  
75.1 (2554) in 2014  
74.1 (2518) in 2010  
73.8 (2510) in 2011

**FEWEST POINTS SCORED**

**SEASON**  
2129 (66.5 per game) in 2002  
2133 (62.7) in 2005  
**GAME**  
42 vs. Washington, 9/4/04  
44 at New York, 8/8/06  
45 vs. Washington, 7/6/02  
45 vs. Seattle, 7/14/00  
**HALF**  
14 at Washington (1st), 7/8/08  
15 vs. Connecticut (1st), 9/1/15  
16 vs. Washington (2nd), 7/2/15  
16 at Washington (1st), 7/21/13  
17 at San Antonio (1st), 5/23/06  
**QUARTER**  
4 vs. Seattle (2nd), 6/13/07  
5 at Minnesota (4th), 5/27/16  
5 at New York (3rd), 8/8/06  
5 at San Antonio (2nd), 5/23/06  
**OVERTIME**  
1 vs. Connecticut, OT, 7/30/09  
4 at New York (2nd), 3OT, 6/26/08  
4 vs. Los Angeles (1st), 2OT, 5/29/08  
4 vs. Detroit, OT, 6/15/05  
4 at Houston (1st), 2OT, 5/29/05

**LOWEST SCORING AVERAGE**

**SEASON**  
62.7 (2133 points) in 2005  
66.0 (2245) in 2004

**MOST FG MADE**

**SEASON**  
995 in 2016  
945 in 2015  
925 in 2012  
923 in 2014  
925 in 2011  
**GAME**  
43 at Chicago, 8/4/15  
41 vs. Phoenix, 9/2/09  
39 vs. Tulsa, 6/25/14  
38 vs. Chicago, 6/14/15  
37 at Minnesota, 8/24/13

**FEWEST FG MADE**

**SEASON**  
775 in 2005  
804 in 2004  
804 in 2002  
**GAME**  
12 at Minnesota, 6/6/10  
15 at Charlotte, 7/23/05  
16, five times (last at Chicago, 7/6/10)

**MOST FG ATTEMPTED**

**SEASON**  
2192 in 2007  
2182 in 2011  
2154 in 2012  
**GAME**  
86 at Phoenix, OT, 6/19/11  
86 vs. Los Angeles, 2OT, 5/29/08  
85 vs. Minnesota, 8/22/10  
85 at New York, 3OT, 6/26/08

**FEWEST FG ATTEMPTED**

**SEASON**  
1798 in 2005  
1817 in 2002  
**GAME**  
41 vs. Charlotte, 8/20/05  
43, three times (last vs. San Antonio, 7/21/05)

**HIGHEST FG PERCENTAGE**

**SEASON**  
.467 (995-2132) in 2016  
.4492 (853-1899) in 2001  
.4491 (839-1868) in 2000  
.443 (923-2084) in 2014  
**GAME**  
.6324 at Chicago (43-68), 8/4/15  
.6316 at Los Angeles (36-57), 8/16/13  
.6316 vs. Minnesota (36-57), 6/7/09  
.615 at New York (32-52), 6/5/07  
.604 vs. Utah (29-48), 7/10/02

**LOWEST FG PERCENTAGE**

**SEASON**  
.402 (881-2192) in 2007  
.416 (885-2128) in 2010  
.419 (891-2127) in 2008  
**GAME**  
.207 at Minnesota (12-58), 6/6/10  
.242 vs. San Antonio (16-66), 7/23/03  
.262 at Connecticut (17-65), 5/27/08

**MOST 3-POINT FG MADE**

**SEASON**  
181 in 2010  
179 in 2011  
178 in 2012  
177 in 2016  
**GAME**  
12 vs. New York, 8/3/10  
12 at Connecticut, 2OT, 6/26/03  
11 vs. Connecticut, 7/13/11

**FEWEST 3-POINT FG MADE**

**SEASON**  
109 in 2000  
121 in 2004  
123 in 2005

**MOST 3-POINT FG ATTEMPTED**

**SEASON**  
547 in 2010  
537 in 2012  
534 in 2011  
**GAME**  
28 at Phoenix, OT, 6/19/11  
28 at Connecticut, 6/11/10  
27 at New York, OT, 7/18/10  
27 vs. Connecticut, OT, 7/30/09  
27 at Connecticut, 2OT, 6/26/03

**FEWEST 3-POINT FG ATTEMPTED**

**SEASON**  
352 in 2004  
358 in 2000  
**GAME**  
2 at Los Angeles, 7/28/14  
2 at Detroit, 7/17/05  
3 vs. Los Angeles, 8/8/13  
3 vs. San Antonio, 9/10/04  
3 at Washington, 7/1/04  
3 vs. Utah, 7/18/01

**HIGHEST 3-POINT FG PERCENTAGE**

**SEASON**  
.373 (157-421) in 2003  
.357 (131-367) in 2001  
.348 (177-509) in 2016  
.344 (121-352) in 2004  
**GAME**  
.857 at Connecticut (6-7), 7/26/05  
.833 at Washington (5-6), OT, 7/29/03

**LOWEST 3-POINT FG PERCENTAGE**

**SEASON**  
.301 (153-509) in 2015  
.304 (109-358) in 2000  
.305 (125-410) in 2014

**MOST 3-POINT FG ATTEMPTS, NONE MADE**

13 at Phoenix (0-13), 8/16/15  
13 at Atlanta (0-13), 7/1/14  
9 vs. Cleveland (0-9), 8/23/03  
8 at Detroit (0-8), 5/21/08

**MOST FT MADE**

**SEASON**  
583 in 2014  
582 in 2016  
567 in 2010  
540 in 2008  
534 in 2015  
**GAME**  
40 at Detroit, 6/18/00  
35 at Connecticut, 9/19/04

**FEWEST FT MADE**

**SEASON**  
359 in 2002  
412 in 2001  
413 in 2006  
**GAME**  
2 at New York, 8/30/12  
2 vs. Seattle, 7/5/11  
2 vs. Connecticut, 8/15/07  
2 vs. New York, 8/27/05

**MOST FT ATTEMPTED**

**SEASON**  
745 in 2014  
742 in 2016  
716 in 2010  
706 in 2008  
695 in 2004  
**GAME**  
54 at Detroit, 6/18/00  
43 at Connecticut, 9/19/04

**FEWEST FT ATTEMPTED**

**SEASON**  
503 in 2002  
559 in 2006  
**GAME**  
2 vs. Connecticut, 8/15/07  
3 at New York, 8/30/12  
4 vs. Chicago, 6/10/16  
4 vs. Seattle, 7/5/11  
4 vs. New York, 8/27/05

**HIGHEST FT PERCENTAGE**

**SEASON**  
.793 (490-618) in 2013  
.792 (567-716) in 2010  
.784 (582-742) in 2016  
.783 (583-745) in 2014  
.782 (534-683) in 2015  
**GAME**  
**MINIMUM 12 FTA**  
1.000 at San Antonio (19-19), 9/6/16  
1.000 vs. Connecticut (13-13), 6/25/11  
1.000 at San Antonio (13-13), 6/1/04  
1.000 at New York (12-12), 6/11/11  
.957 at Chicago (22-23), OT, 5/22/10  
.947 vs. New York (18-19), 9/13/15  
.947 vs. New York (18-19), 6/7/03

**LOWEST FT PERCENTAGE**

**SEASON**  
.707 (412-583) in 2001  
.714 (359-503) in 2002  
**GAME**  
.357 vs. Tulsa (5-14), 7/8/10  
.385 vs. Portland (5-13), 6/27/01

**MOST REBOUNDS**

**SEASON**  
1171 in 2008  
1169 in 2012  
1167 in 2009  
**GAME**  
50 at Atlanta, 2OT, 6/6/09  
48 vs. Chicago, 6/10/16  
48 at Chicago, 2OT, 8/7/07  
47 at Atlanta, OT, 9/4/13  
47 vs. Los Angeles, 7/12/12  
47 vs. Sacramento, 8/5/07

**FEWEST REBOUNDS**

**SEASON**  
932 in 2002  
954 in 2000  
**GAME**  
17 at San Antonio, 6/1/04  
18 at New York, 8/10/14  
18 at Seattle, 6/21/02

**MOST OFFENSIVE REBOUNDS**

**SEASON**  
369 in 2007  
359 in 2011  
356 in 2012  
**GAME**  
24 vs. Washington, 9/6/09  
23 vs. Los Angeles, 7/12/12  
21 vs. Connecticut, 7/10/14  
21 vs. Detroit, 5/31/08

**FEWEST OFFENSIVE REBOUNDS**

**SEASON**  
279 in 2005  
281 in 2004  
287 in 2015  
**GAME**  
1 vs. Seattle, 6/1/16  
1 at Minnesota, 6/22/14  
1 at New York, 6/5/07  
1 vs. Los Angeles, 7/22/06  
2 at Tulsa, 8/30/15  
2 vs. Charlotte, 6/5/04  
2 at Houston, 7/8/03

**MOST DEFENSIVE REBOUNDS**

**SEASON**  
849 in 2009  
839 in 2013  
833 in 2008  
**GAME**  
39 vs. Chicago, 6/14/15  
38 at Atlanta, 2OT, 6/6/09  
37 vs. Los Angeles, 2OT, 5/29/08  
36 vs. Chicago, 6/10/16  
36 at Los Angeles, 6/22/08

**FEWEST DEFENSIVE REBOUNDS**

**SEASON**  
633 in 2000  
644 in 2002  
**GAME**  
10 at New York, 6/11/11  
10 vs. Washington, 9/4/04  
11 vs. New York, 7/19/02

**MOST ASSISTS**

**SEASON**  
585 in 2001  
581 in 2016  
570 in 2002  
**GAME**  
29 at Connecticut, 9/13/09  
29 at Los Angeles, 8/6/01  
28 at Minnesota, 6/2/06

**FEWEST ASSISTS**

**SEASON**  
435 in 2005  
475 in 2007  
477 in 2008  
**GAME**  
5 vs. Chicago, 8/3/13  
5 vs. Washington, 7/31/07  
5 at New York, 8/8/06  
5 at San Antonio, 8/11/05  
5 at Charlotte, 6/26/04

**MOST STEALS**

**SEASON**  
294 in 2008  
282 in 2010  
280 in 2007  
**GAME**  
20 at Detroit, 6/18/00  
17 vs. New York, 6/10/07  
16, five times (last vs. San Antonio, OT, 7/1/16)

**FEWEST STEALS**

**SEASON**  
226 in 2002  
227 in 2003  
**GAME**  
0 at Detroit, 8/11/07  
1 at San Antonio, 7/26/14  
1 at Detroit, 6/16/06  
1 vs. Utah, 7/10/02

**MOST BLOCKED SHOTS**

**SEASON**  
179 in 2014  
171 in 2013  
170 in 2003  
168 in 2012  
**GAME**  
13 at Chicago, 8/4/15  
12 vs. Phoenix, 6/27/14  
12 vs. Los Angeles, 2OT, 5/29/08

**FEWEST BLOCKED SHOTS**

**SEASON**  
75 in 2000  
105 in 2006

**MOST PERSONAL FOULS**

**SEASON**  
703 in 2015  
700 in 2009  
687 in 2010  
685 in 2006  
**GAME**  
34 vs. Minnesota, OT, 8/22/10  
34 vs. Washington, 6/3/07  
34 vs. Detroit, 5/20/06  
32 vs. Phoenix, OT, 7/1/01

**FEWEST PERSONAL FOULS**

**SEASON**  
603 in 2004  
604 in 2013  
**GAME**  
8 at New York, 9/8/09  
10 vs. Connecticut, 6/21/12  
10 at Chicago, 7/10/09  
10 at Los Angeles, 8/4/01  
10 at New York, 7/20/03

**MOST DISQUALIFICATIONS**

**SEASON**  
9 in 2002  
8 in 2009  
8 in 2006

**FEWEST DISQUALIFICATIONS**

**SEASON**  
1 in 2011, 2004  
2 in 2008, 2005

**MOST TURNOVERS**

**SEASON**  
638 in 2009  
617 in 2006  
610 in 2007  
**GAME**  
28 at Seattle, 7/9/06  
27 vs. Phoenix, 7/8/16  
27 vs. Atlanta, 2OT, 5/17/14  
27 at Atlanta, 2OT, 6/6/09  
27 vs. San Antonio, 8/5/06

**FEWEST TURNOVERS**

**SEASON**  
466 in 2004  
466 in 2001  
470 in 2002  
**GAME**  
5 at Phoenix, 8/2/14  
5 at Miami, 6/30/02  
6 vs. Phoenix, 6/15/07  
6 at Sacramento, 8/3/01

# OPPONENT INDIVIDUAL RECORDS

## MOST POINTS

- 40 Cappie Pondexter, at New York, OT, 7/18/10
- 35 Maya Moore, at Minnesota, 8/24/13
- 34 Candace Parker, vs. Los Angeles, 7/15/14
- 34 Chamique Holdsclaw, at Washington, 7/24/03
- 33 Cappie Pondexter, vs. New York, 7/10/12
- 33 Lindsey Harding, vs. Washington, 7/30/10
- 32 Breanna Stewart, vs. Seattle, 7/10/16
- 32 Diana Taurasi, vs. Phoenix, 5/18/16
- 32 Skylar Diggins, vs. Tulsa, OT, 6/25/14
- 32 Angel McCoughtry, vs. Atlanta, 9/11/11
- 32 Diana Taurasi, at Phoenix, OT, 6/19/11
- 32 Nykesha Sales, vs. Connecticut, 8/15/07
- 32 Deanna Nolan, vs. Detroit, OT, 6/15/05

## MOST FG MADE

- 15 Maya Moore, at Minnesota, 8/24/13
- 14 Cappie Pondexter, at New York, OT, 7/18/10
- 13 eight times (last by Moriah Jefferson, vs. San Antonio, OT, 7/1/16)

## MOST FT ATTEMPTED

- 24 Seimone Augustus, at Minnesota, 6/2/06
- 23 eight times (last by Riquna Williams, vs. Tulsa, 7/15/15)

## HIGHEST FG PERCENTAGE

### MINIMUM 6 FGA

- 1.000 Michelle Snow (9-9), at Houston, 2OT, 5/29/05
- 1.000 Erika de Souza (6-6), vs. Atlanta, 8/10/13
- 1.000 Mistie Mims (6-6), vs. Connecticut, 6/8/12
- .909 LaToya Thomas (10-11), at Cleveland, 6/29/03
- .889 Deanna Nolan (8-9), at Detroit, 9/5/08
- .875 Chiney Ogwumike (7-8) at Connecticut, 6/17/14
- .875 Nneka Ogwumike (7-8), vs. Los Angeles, 8/8/13
- .875 Plenette Pierson (7-8), vs. Phoenix, 5/24/05
- .875 Dawn Staley (7-8), at Charlotte, 8/20/03

## MOST 3-POINT FG MADE

- 7 Leilani Mitchell, vs. Phoenix, 6/12/15
- 6 seven times (last by Ivory Latta, vs. Washington, 6/20/15)

## MOST 3-POINT FG ATTEMPTED

- 12 Diana Taurasi, at Phoenix, OT, 6/19/11
- 11 Diana Taurasi, vs. Phoenix, 5/18/16
- 11 Diana Taurasi, vs. Phoenix, 6/8/13
- 10 seven times (last by Leilani Mitchell, vs. Phoenix, 6/12/15)

## HIGHEST 3-POINT FG PERCENTAGE

### MINIMUM 5 FGA

- 1.000 Tan White (5-5), vs. Connecticut, 7/13/11
- .857 Nicole Powell (6-7), vs. New York, 8/3/10
- .833 Tayler Hill (5-6), at Washington, 9/11/16
- .833 Sue Bird (5-6), vs. Seattle, 7/5/11
- .833 Leilani Mitchell (5-6), at New York, OT, 7/18/10
- .833 Shanna Crossley (5-6), vs. San Antonio, 8/27/09
- .833 Tina Thompson (5-6), vs. Houston, 6/7/08

## MOST FT MADE

- 14 Tiffany Hayes, vs. Atlanta, 8/28/15
- 14 Angel McCoughtry, vs. Atlanta, 7/16/10
- 13 Chamique Holdsclaw, at Washington, 7/24/03
- 12 Odyssey Sims, at Tulsa, 8/30/15
- 12 Skylar Diggins, at Tulsa, 7/8/14
- 12 Angel McCoughtry, at Atlanta, OT, 9/4/13
- 12 Angel McCoughtry, vs. Atlanta, 9/11/11
- 12 Angel McCoughtry, vs. Atlanta, 8/6/10

## MOST FT ATTEMPTED

- 17 Angel McCoughtry, vs. Atlanta, 7/16/10
- 16 Angel McCoughtry, vs. Atlanta, 8/6/10
- 16 Chamique Holdsclaw, at Washington, 7/1/04
- 15 Tiffany Hayes, vs. Atlanta, 8/28/15
- 14 five times (last by Karima Christmas, at Dallas, 6/25/16)

## HIGHEST FT PERCENTAGE

### MINIMUM 10 FTA

- 1.000 Chamique Holdsclaw (13-13), at Washington, 7/24/03
- 1.000 Odyssey Sims (12-12) at Tulsa, 8/30/15
- 1.000 Lindsey Whalen (11-11), vs. Minnesota, 6/6/15
- 1.000 Lauren Jackson (11-11), at Seattle, 6/4/05
- 1.000 Odyssey Sims (10-10), vs. Dallas, 5/14/16
- 1.000 Angel McCoughtry (10-10), at Atlanta, 8/1/10
- 1.000 Sancho Lyttle (10-10), vs. Atlanta, 6/19/10
- 1.000 Katie Smith (10-10), vs. Detroit, 7/20/07

## MOST REBOUNDS

- 21 Sancho Lyttle, vs. Atlanta, 2OT, 5/17/14
- 20 Nneka Ogwumike, vs. Los Angeles, 7/12/12
- 20 Sancho Lyttle, vs. Atlanta, 6/19/10
- 20 Candice Dupree, at Chicago, 2OT, 8/7/07
- 18 Candice Dupree, at Phoenix, OT, 6/19/11
- 18 Sylvia Fowles, at Chicago, 7/6/10
- 18 Cheryl Ford, at Detroit, 6/16/06

## MOST OFFENSIVE REBOUNDS

- 12 Nneka Ogwumike, vs. Los Angeles, 7/12/12
- 9 Jessica Breland, at Chicago, 6/5/15
- 8 five times (last by Karima Christmas, at Dallas, 6/25/16)

## MOST DEFENSIVE REBOUNDS

- 16 Sancho Lyttle, vs. Atlanta, 6/19/10
- 14 Sancho Lyttle, vs. Atlanta, 2OT, 5/17/14
- 14 Sylvia Fowles, at Chicago, 7/6/10
- 14 Ann Wauters, vs. San Antonio, 8/27/09
- 14 Candace Parker, vs. Los Angeles, 2OT, 5/29/08
- 14 Candice Dupree, at Chicago, 2OT, 8/7/07

## MOST ASSISTS

- 13 Ticha Penicheiro, at Sacramento, 7/30/02
- 12 Teresa Weatherspoon, at New York, 6/30/00

## MOST STEALS

- 8 Candace Parker, at Los Angeles, 8/18/15
- 8 Chamique Holdsclaw, at Washington, 7/20/00
- 7 Angel McCoughtry, at Atlanta, 6/25/13
- 6 seven times (last by Emma Meeseaman, at Washington, 6/22/16)

## MOST BLOCKED SHOTS

- 6 Brittney Griner, vs. Phoenix, 6/27/14
- 6 Jessica Breland, at Chicago, 5/16/14
- 6 Tina Charles, at Connecticut, 6/11/10
- 6 Alison Bales, at Atlanta, 5/16/10
- 6 Candace Parker, vs. Los Angeles, 2OT, 5/29/08
- 6 Tammy Sutton-Brown, vs. Charlotte, 7/28/04
- 6 Lisa Leslie, at Los Angeles, 7/19/04
- 6 Margo Dydek, at Utah, 7/29/00
- 5 14 times (last by Elizabeth Williams, at Connecticut, OT, 7/28/15)

## MOST TURNOVERS

- 9 Kelly Miller, vs. Phoenix, 7/18/06
- 8 six times (last by Cappie Pondexter, vs. New York, 8/13/11)

# OPPONENT TOP SCORING PERFORMANCES

PLAYER	FG-A	3FG-A	FT-A	TP
Cappie Pondexter, at New York, 7/18/10	14-21	5-9	7-8	40
Maya Moore, at Minnesota, 8/24/13	15-21	3-4	2-3	35
Candace Parker, vs. Los Angeles, 7/15/14	12-20	3-4	7-8	34
Chamique Holdsclaw, at Washington, 7/24/03	10-16	1-2	13-13	34
Cappie Pondexter, vs. New York, 7/10/12	13-19	2-3	5-5	33
Lindsey Harding, vs. Washington, 7/30/10	11-18	2-3	9-9	33
Breanna Stewart, at Seattle, 7/10/16	11-15	4-5	6-9	32
Diana Taurasi, vs. Phoenix, 5/18/16	9-18	5-11	9-11	32
Skylar Diggins, vs. Tulsa, OT, 6/25/14	9-21	3-5	11-13	32
Angel McCoughtry, at Atlanta, 9/11/11	9-14	2-3	12-14	32
Diana Taurasi, at Phoenix, OT, 6/19/11	10-23	3-12	9-12	32
Nykesha Sales, vs. Connecticut, 8/15/07	13-22	4-8	2-2	32
Deanna Nolan, vs. Detroit, 6/15/05	11-21	1-4	9-9	32
Riquna Williams, vs. Tulsa, 7/15/15	9-23	4-9	9-11	32
Moriah Jefferson, vs. San Antonio, 7/1/16	13-18	1-1	4-4	31
Elena Delle Donna, at Chicago, 6/5/15	11-20	0-3	9-10	31
Angel McCoughtry, vs. Atlanta, 8/6/10	9-17	1-4	12-16	31
Janel McCarville, at New York, 6/26/08	13-22	0-0	5-6	31
Seimone Augustus, at Minnesota, 6/2/06	13-24	1-3	4-5	31
Sheryl Swoopes, at Houston, 5/29/05	11-23	1-4	8-12	31
Tina Thompson, at Houston, 7/31/04	8-17	4-4	11-14	31
Odyssey Sims, at Tulsa, 8/30/15	8-15	2-4	12-12	30
Angel McCoughtry, at Atlanta, 9/4/13	9-16	0-3	12-14	30
Tina Charles, vs. Connecticut, 6/12/13	13-17	0-0	4-7	30
Cappie Pondexter, vs. New York, 8/13/11	12-21	2-6	4-6	30
Katie Douglas, vs. Connecticut, 6/22/07	10-18	4-6	6-7	30
Chamique Holdsclaw, at Washington, 7/20/00	12-18	0-0	6-8	30
Tari Phillips, at New York, 6/30/00	13-19	1-1	3-4	30

## OPPONENT DOUBLE-DOUBLE PERFORMANCES

### 2016 (7)

Tina Charles, vs. New York, 9/1/16 (22 points, 11 rebounds)  
Tina Charles, at New York, 7/21/16 (25 points, 13 rebounds)  
Nneka Ogumike, vs. Los Angeles, 7/19/16 (16 points, 14 rebounds)  
Breanna Stewart, at Seattle, 7/10/16 (32 points, 11 rebounds)  
Karima Christmas, at Dallas, 6/25/16 (21 points, 12 rebounds)  
Tina Charles, vs. New York, 6/19/16 (25 points, 15 rebounds)  
Imani Boyette, vs. Chicago, 6/10/16 (16 points, 10 rebounds)

### 2015 (11)

LaToya Sanders, at Washington, OT, 9/8/15 (13 points, 12 rebounds)  
Sylvia Fowles, at Minnesota, 9/4/15 (18 points, 14 rebounds)  
Rebekkah Brunson, at Minnesota, 9/4/15 (14 points, 11 rebounds)  
Candace Parker, vs. Los Angeles, 8/26/15 (15 points, 10 rebounds)  
Candace Parker, at Los Angeles, 8/18/15 (25 points, 10 rebounds)  
Sophia Young-Malcolm, at San Antonio, 7/21/15 (15 points, 10 rebounds)  
Emma Meeseaman, at Washington, 7/17/15 (14 points, 13 rebounds)  
LaToya Sanders, at Washington, 7/17/15 (14 points, 10 rebounds)  
Elena Delle Donne, vs. Chicago, 6/26/15 (14 points, 14 rebounds)  
Rebekkah Brunson, vs. Minnesota, 6/6/15 (16 points, 10 rebounds)  
Maya Moore, vs. Minnesota, 6/6/15 (16 points, 10 rebounds)

### 2014 (9)

Tina Charles, vs. New York, 8/14/14 (15 points, 10 rebounds)  
Sylvia Fowles, at Chicago, 7/22/14 (21 points, 10 rebounds)  
Sylvia Fowles, vs. Chicago, 7/17/14 (15 points, 11 rebounds)  
Erika de Souza, vs. Atlanta, 7/12/14 (13 points, 12 rebounds)  
Erika de Souza, vs. Atlanta, 6/29/14 (12 points, 13 rebounds)  
Courtney Paris, vs. Tulsa, OT, 6/25/14 (18 points, 11 rebounds)  
Tina Charles, vs. New York, 5/31/14 (22 points, 14 rebounds)  
Chiney Ogumike, vs. Connecticut, 5/29/14 (18 points, 15 rebounds)  
Sancho Lyttle, vs. Atlanta, 2OT, 5/17/14 (10 points, 21 rebounds)

### 2013 (11)

Mistie Bass, at Connecticut, 9/15/13 (16 points, 12 rebounds)  
Erika de Souza, at Atlanta, 9/4/13 (17 points, 15 rebounds)  
\* Diana Taurasi, at Phoenix, 8/14/13 (12 points, 11 assists)  
Sylvia Fowles, at Chicago, 8/6/13 (14 points, 17 rebounds)  
Tina Charles, at Connecticut, 8/1/13 (22 points, 12 rebounds)  
Plenette Pierson, vs. New York, 7/23/13 (14 points, 11 rebounds)  
Alex Montgomery, vs. New York, 7/23/13 (11 points, 11 rebounds)  
Glory Johnson, vs. Tulsa, 6/28/13 (11 points, 11 rebounds)  
Tina Charles, vs. Connecticut, 6/12/13 (30 points, 10 rebounds)  
DeWanna Bonner, vs. Phoenix, 6/8/13 (24 points, 11 rebounds)  
Sancho Lyttle, vs. Atlanta, 5/31/13 (11 points, 11 rebounds)

### 2012 (12)

Tina Charles, at Connecticut, 9/19/12 (17 points, 12 rebounds)  
Sancho Lyttle, at Atlanta, 9/5/12 (10 points, 12 rebounds)  
Nneka Ogumike, at Los Angeles, 8/21/12 (12 points, 10 rebounds)  
Nneka Ogumike, vs. Los Angeles, 7/12/12 (22 points, 20 rebounds)  
Sylvia Fowles, vs. Chicago, 7/7/12 (24 points, 16 rebounds)  
Sylvia Fowles, at Chicago, 6/27/12 (19 points, 10 rebounds)  
Courtney Paris, at Tulsa, 6/23/12 (10 points, 11 rebounds)  
Crystal Langhorne, at Washington, 6/15/12 (22 points, 13 rebounds)  
Tina Charles, vs. Connecticut, 6/8/12 (12 points, 14 rebounds)  
Asjha Jones, vs. Connecticut, 6/8/12 (12 points, 12 rebounds)  
Sylvia Fowles, at Chicago, 5/25/12 (21 points, 10 rebounds)  
Sancho Lyttle, vs. Atlanta, 5/19/12 (18 points, 10 rebounds)

### 2011 (11)

Alison Bales, vs. Atlanta, 9/11/11 (15 points, 11 rebounds)  
Crystal Langhorne, vs. Washington, 9/7/11 (18 points, 15 rebounds)  
Tina Charles, at Connecticut, 9/2/11 (10 points, 16 rebounds)  
Sancho Lyttle, at Atlanta, 8/30/11 (14 points, 11 rebounds)  
Sylvia Fowles, at Chicago, 8/7/11 (21 points, 12 rebounds)  
Tina Charles, at Connecticut, 7/28/11 (13 points, 10 rebounds)  
Erika de Souza, at Atlanta, 7/19/11 (15 points, 11 rebounds)  
Tina Charles, at Connecticut, 7/17/11 (18 points, 14 rebounds)  
Tina Charles, vs. Connecticut, 7/13/11 (15 points, 11 rebounds)  
Tina Charles, vs. Connecticut, 6/25/11 (12 points, 11 rebounds)  
Candice Dupree, at Phoenix, OT, 6/19/11 (21 points, 18 rebounds)

### 2010 (13)

Erika de Souza, at Atlanta, 5/16/10 (14 points, 11 rebounds)  
Sylvia Fowles, at Chicago, 5/22/10 (22 points, 12 rebounds)  
Rebekkah Brunson, at Minnesota, 6/6/10 (10 points, 12 rebounds)  
Tina Charles, at Connecticut, 6/11/10 (12 points, 12 rebounds)  
Sancho Lyttle, vs. Atlanta, 6/19/10 (20 points, 20 rebounds)  
Sylvia Fowles, at Chicago, 6/27/10 (11 points, 17 rebounds)  
Crystal Langhorne, at Washington, 6/29/10 (14 points, 10 rebounds)  
Sylvia Fowles, at Chicago (26 points, 18 rebounds)  
Crystal Langhorne, at Washington, 7/24/10 (15 points, 13 rebounds)  
Janel McCarville, vs. New York, 8/3/10 (11 points, 10 rebounds)  
Tina Thompson, at Los Angeles, 8/10/10 (21 points, 13 rebounds)  
Tina Charles, at Connecticut, 8/15/10 (18 points, 13 rebounds)  
Taj McWilliams-Franklin, at New York, 8/17/10 (14 points, 10 rebounds)

### 2009 (12)

Nicole Powell, vs. Sacramento, 8/29/09 (19 points, 11 rebounds)  
Ann Wauters, vs. San Antonio, 8/27/09 (18 points, 14 rebounds)  
Rebekkah Brunson, at Sacramento, 8/20/09 (16 points, 10 rebounds)  
Nicole Powell, at Sacramento, 8/20/09 (14 points, 10 rebounds)  
Nicky Anosike, at Minnesota, 8/13/09 (14 points, 16 rebounds)  
Lisa Leslie, at Los Angeles, 8/10/09 (21 points, 11 rebounds)  
Candice Dupree, vs. Chicago, 8/5/09 (19 points, 13 rebounds)  
Sandrine Gruda, vs. Connecticut, 7/30/09 (19 points, 10 rebounds)  
Erika de Souza, vs. Atlanta, 7/17/09 (23 points, 14 rebounds)  
Candice Dupree, vs. Chicago, 7/15/09 (17 points, 10 rebounds)  
Lisa Leslie, vs. Los Angeles, 6/12/09 (21 points, 13 rebounds)  
Erika De Souza, at Atlanta, 6/6/09 (16 points, 17 rebounds)

### 2008 (9)

Rebekkah Brunson, at Sacramento, 7/26/08 (15 points, 10 rebounds)  
Nicky Anosike, vs. Minnesota, 7/24/08 (11 points, 10 rebounds)  
Jia Perkins, at Chicago, 7/22/08 (13 points, 10 rebounds)  
Candice Dupree, vs. Chicago, 7/2/08 (20 points, 13 rebounds)  
Sancho Lyttle, at Houston, 6/28/08 (15 points, 10 rebounds)  
Candace Parker, at Los Angeles, 6/22/08 (10 points, 10 rebounds)  
Ann Wauters, vs. San Antonio, 6/15/08 (19 points, 10 rebounds)  
Candace Parker, vs. Los Angeles, 5/29/08 (16 points, 16 rebounds)  
Nakia Sanford, vs. Washington, 5/17/08 (14 points, 11 rebounds)

### 2007 (8)

Deanna Nolan, at Detroit, 8/11/07 (26 points, 10 rebounds)  
Chasity Melvin, at Chicago, 8/7/07 (26 points, 10 rebounds)  
Tangela Smith, at Phoenix, 7/29/07 (18 points, 12 rebounds)  
Lauren Jackson, at Seattle, 7/27/07 (27 points, 10 rebounds)  
Nakia Sanford, at Washington, 7/1/07 (15 points, 10 rebounds)  
DeLisha Milton-Jones, at Washington, 7/1/07 (10 points, 14 rebounds)  
Margo Dydek, vs. Connecticut, 6/22/07 (10 points, 10 rebounds)  
Katie Feenstra, at Detroit, 6/16/07 (14 points, 11 rebounds)

### 2006 (9)

Taj McWilliams-Fran, vs. Connecticut, 8/9/06 (14 points, 14 rebounds)  
Mistie Williams, vs. Houston, 7/16/06 (11 points, 12 rebounds)  
Lisa Leslie, at Los Angeles, 7/7/06 (22 points, 15 rebounds)  
Lindsay Whalen, vs. Connecticut, 7/1/06 (10 points, 10 rebounds)  
Alana Beard, at Washington, 6/27/06 (24 points, 10 rebounds)  
Cheryl Ford, at Detroit, 6/16/06 (15 points, 18 rebounds)  
Tangela Smith, at Charlotte, 6/9/06 (16 points, 11 rebounds)  
Nicole Ohlde, at Minnesota, 6/2/06 (13 points, 14 rebounds)  
Sophia Young, at San Antonio, 5/23/06 (12 points, 10 rebounds)

### 2005 (6)

Cheryl Ford, at Detroit, 8/25/05 (14 points, 10 rebounds)  
Chasity Melvin, vs. Washington, 8/18/05 (20 points, 10 rebounds)  
Lisa Leslie, at Los Angeles, 8/13/05 (15 points, 11 rebounds)  
Taj McWilliams-Fran, vs. Connecticut, 8/6/05 (14 points, 12 rebounds)  
Lauren Jackson, at Seattle, 6/4/05 (24 points, 15 rebounds)  
Janell Burse, at Seattle, 6/4/05 (15 points, 10 rebounds)

### 2004 (7)

Tina Thompson, at Houston, 7/31/04 (31 points, 10 rebounds)  
Lisa Leslie, at Los Angeles, 7/19/04 (23 points, 10 rebounds)  
\* Lindsay Whalen, at Connecticut, 7/6/04 (16 points, 10 assists)  
Taj McWilliams-Franklin, vs. Connecticut, 6/22/04 (18 points, 14 rebounds)  
Yolanda Griffith, vs. Sacramento, 6/16/04 (17 points, 13 rebounds)  
Chamique Holdsclaw, vs. Washington, 5/23/04 (17 points, 10 rebounds)  
Elena Baranova, vs. New York, 5/21/04 (10 points, 11 rebounds)

### 2003 (9)

Chamique Holdsclaw, at Washington, 7/29/03 (28 points, 15 rebounds)  
Elena Baranova, vs. New York, 7/10/03 (12 points, 12 rebounds)  
Cheryl Ford, vs. Detroit, 7/6/03 (10 points, 10 rebounds)  
Simone Edwards, vs. Seattle, 6/28/03 (14 points, 11 rebounds)  
\* Sue Bird, vs. Seattle, 6/28/03 (11 points, 11 assists)  
\* Shannon Johnson, vs. Connecticut, 6/20/03 (16 points, 10 assists)  
\* Ticha Penicheiro, at Sacramento, 6/14/03 (16 points, 10 assists)  
Lisa Leslie, at Los Angeles, 6/12/03 (21 points, 13 rebounds)  
Chamique Holdsclaw, vs. Washington, 5/31/03 (17 points, 12 rebounds)

### 2002 (8)

Penny Taylor, at Cleveland, 8/13/02 (22 points, 10 rebounds)  
Katie Douglas, vs. Orlando, 8/7/02 (15 points, 12 rebounds)  
Svetlana Abrasimova, vs. Minnesota, 7/26/02 (11 points, 11 rebounds)  
Lisa Leslie, vs. Los Angeles, 7/17/02 (14 points, 14 rebounds)  
Mwadi Mabika, vs. Los Angeles, 7/17/02 (27 points, 10 rebounds)  
Sheri Sam, vs. Miami, 7/12/02 (15 points, 10 rebounds)  
Margo Dydek, vs. Utah, 7/10/02 (16 points, 11 rebounds)  
Margo Dydek, at Utah, 6/18/02 (12 points, 12 rebounds)

### 2001 (7)

Lisa Leslie, at Los Angeles, 8/6/01 (23 points, 13 rebounds)  
Natalie Williams, at Utah, 8/4/01 (10 points, 10 rebounds)  
Tari Phillips, at New York, 7/9/01 (20 points, 14 rebounds)  
Tari Phillips, vs. New York, 7/8/01 (24 points, 13 rebounds)  
\* Dawn Staley, vs. Charlotte, 6/29/01 (10 points, 10 assists)  
Tammy Sutton-Brown, vs. Charlotte, 6/29/01 (20 points, 10 rebounds)  
Tari Phillips, at New York, 6/2/01 (21 points, 12 rebounds)

### 2000 (7)

Chamique Holdsclaw, vs. Washington, 8/3/00 (22 points, 11 rebounds)  
Natalie Williams, at Utah, 7/29/00 (22 points, 15 rebounds)  
Tari Phillips, at New York, 6/30/00 (30 points, 12 rebounds)  
Lisa Leslie, vs. Los Angeles, 6/28/00 (13 points, 13 rebounds)  
Yolanda Griffith, vs. Sacramento, 6/21/00 (16 points, 16 rebounds)  
\* Shannon Johnson, vs. Orlando, 6/3/00 (16 points, 10 assists)  
Marlies Askamp, at Miami, 6/1/00 (13 points, 10 rebounds)

\* indicates double-double in points and assists



presented by  
**Community Health Network**

# WATCH US WORK



2012 WNBA CHAMPIONS



## PLAYOFF HISTORY AND RECORDS

# PLAYOFFS SUMMARY, ANNUAL STATISTICS AND SEEDING

## ALL-TIME PLAYOFF SUMMARY

All-Time Record: .....	35-33 (.515)
Home Record: .....	23-10 (.697)
Road Record: .....	12-23 (.343)
WNBA 1st & 2nd Round (previously Conference Semifinals) .....	19-13 (.594)
WNBA Semifinals (previously Conference Finals).....	9-13 (.409)
WNBA Finals.....	7-7 (.500)
In Elimination Games: .....	16-12 (.571)
Home Record: .....	11-4 (.733)
Road Record: .....	5-8 (.385)
All-Time Series Record:.....	12-11 (.522)
Conference Semifinals (prior to 2016).....	8-4 (.667)
WNBA Semifinals (previously Conference Finals).....	3-5 (.375)
WNBA Finals.....	1-2 (.333)

Most Playoff Wins, One Year:.....	7 (2012), 6 (2009, 2015)
Most Playoff Losses, One Year:.....	5 (2015), 4 (2009), 3 (2007, 2011, 2012)
Most Consecutive Series Won, Overall:.....	4 (2012-13)
Most Consecutive Series Won, One Season: .....	3 (2012), 2 (2009, 2015)
Most Consecutive Games Won, Overall: .....	4 (10/19/12 to 9/22/13)
Most Consecutive Games Won, One Season:.....	3 (9/27/15 to 10/4/15; 8/21/14 to 8/30/14; 8/25/07 to 8/31/07)
Most Consecutive Games Won, One Series: .....	2 (12 times; last: 2015 EF, 2015 ESF, 2014 ESF, 2013 ESF, 2012 Finals, 2012 EF, 2012 ESF)
Most Consecutive Series Lost: .....	2 (2005-06, 2007-08, 2009-10)
Most Consecutive Games Lost, Overall: .....	4 (9/8/05 to 8/23/07)
Most Consecutive Games Lost, One Series:	2 (nine times; last: 2015 Finals, 2014 EF, 2013 EF, 2011 EF, 2009 Finals, 2007 EF, 2006 ESF)

## ANNUAL TEAM STATISTICS

### OFFENSE

YEAR	G	FG-A	PCT	3FG-A	PCT	FT-A	PCT	OR	DR	TR	AVG	A	PF-D	ST	TO	BS	PTS	AVG
2002	3	75-170	.441	19-54	.352	29-40	.725	34	58	92	30.7	46	52-1	11	46	4	198	66.0
2005	4	83-236	.352	21-46	.457	69-86	.802	50	75	125	31.3	46	87-2	34	36	11	256	64.0
2006	2	53-133	.398	10-31	.323	23-35	.657	25	44	69	34.5	20	54-2	10	32	7	139	69.5
2007	6	161-421	.382	43-120	.358	97-125	.776	56	168	224	37.3	94	112-1	49	78	21	462	77.0
2008	3	71-187	.380	19-65	.292	61-68	.897	22	70	92	30.7	45	66-0	21	51	11	222	74.0
2009	10	292-672	.435	55-176	.313	195-244	.799	89	241	330	33.0	168	208-2	91	150	50	834	83.4
2010	3	75-180	.417	15-44	.341	57-67	.851	27	61	88	29.3	37	54-0	26	38	14	222	74.0
2011	6	160-388	.412	37-104	.356	87-109	.798	73	139	212	35.3	89	112-0	48	104	27	444	74.0
2012	10	281-637	.441	62-176	.352	159-196	.811	110	214	324	32.4	134	170-1	75	146	45	783	78.3
2013	4	105-244	.430	24-67	.358	62-77	.805	38	96	134	33.5	61	84-0	19	57	14	296	74.0
2014	5	129-356	.362	27-89	.303	97-119	.815	70	119	189	37.8	65	105-1	36	51	20	382	76.4
2015	11	306-679	.451	57-158	.361	145-173	.838	96	230	326	29.6	159	186-1	83	154	38	814	74.0
2016	1	29-78	.372	4-21	.190	16-19	.842	13	18	31	31.0	16	28-1	8	11	0	78	78.0

### DEFENSE

YEAR	G	FG-A	PCT	3FG-A	PCT	FT-A	PCT	OR	DR	TR	AVG	A	PF-D	ST	TO	BS	PTS	AVG
2002	3	86-170	.506	12-34	.353	30-42	.714	22	55	77	25.7	59	49-0	21	33	3	214	71.3
2005	4	81-194	.418	16-46	.348	73-93	.785	25	85	110	27.5	48	79-1	17	50	12	251	62.8
2006	2	61-132	.462	6-18	.333	38-56	.679	26	50	76	38.0	37	45-0	10	25	7	166	83.0
2007	6	181-435	.416	37-102	.363	64-93	.688	67	184	251	41.8	108	128-0	29	90	26	463	77.2
2008	3	86-199	.432	16-43	.372	55-60	.917	33	74	107	35.7	43	71-1	25	50	9	243	81.0
2009	10	301-688	.438	65-174	.374	173-210	.824	110	238	348	34.8	144	222-3	71	161	49	840	84.0
2010	3	88-201	.438	17-47	.362	36-43	.837	36	66	102	34.0	44	58-0	16	45	8	229	76.3
2011	6	180-400	.450	32-83	.386	80-116	.690	65	146	211	35.2	99	105-1	60	85	30	472	78.7
2012	10	283-683	.414	50-147	.340	124-150	.827	125	200	325	32.5	137	192-2	79	143	50	740	74.0
2013	4	100-245	.408	8-40	.200	72-90	.800	33	85	118	29.5	53	80-1	35	43	23	280	70.0
2014	5	132-308	.429	24-70	.343	92-111	.829	38	125	163	32.6	75	117-2	25	71	36	380	76.0
2015	11	325-726	.448	46-133	.346	115-145	.793	123	231	354	32.2	194	197-3	72	149	54	811	73.7
2016	1	30-55	.545	4-16	.250	25-30	.833	4	25	29	29.0	16	20-0	5	16	5	89	89.0

## COACHING RECORDS

HEAD COACH	YEARS	APPEARANCES	GMS	W-L	PCT.
Anne Donovan	2000	0	0	0-0	.000
Nell Fortner	2001-03	1	3	1-2	.333
Brian Winters	2005-07	3	12	5-7	.417
Lin Dunn	2008-14	7	41	23-18	.561
Stephanie White	2015-16	2	12	6-6	.500
<b>TOTALS</b>		<b>13</b>	<b>68</b>	<b>35-33</b>	<b>.515</b>

# PLAYOFFS ATTENDANCE FIGURES

## PLAYOFF SEEDING

PLAYOFF RECORDS WHEN	SINGLE-GAME RECORD	SERIES RECORD
#5 Seed	0-1	
#1 Conf Seed (prior to 2016)	9-7	3-2
#2 Conf Seed (prior to 2016)	15-10	6-3
#3 Conf Seed (prior to 2016)	7-9	2-3
#4 Conf Seed (prior to 2016)	4-6	1-3
Higher-Seeded Team	16-9	7-2
Same-Seeded Team	2-3	0-1
Lower-Seeded Team	17-21	3-7

## WNBA SEEDS BY SEASON

	EAST 1	EAST 2	EAST 3	EAST 4	WEST 1	WEST 2	WEST 3	WEST 4
2000 – Fever Did Not Advance	NYL	CLE	ORL	WAS	LAS	HOU	SAC	PHO
2001 – Fever Did Not Advance	CLE	NYL	MIA	CHA	LAS	SAC	UTA	HOU
2002 – East No. 4	NYL	CHA	WAS	<b>IND</b>	LAS	HOU	UTA	SEA
2003 – Fever Did Not Advance	DET	CHA	CON	CLE	LAS	HOU	SAC	MIN
2004 – Fever Did Not Advance	CON	NYL	DET	WAS	LAS	SEA	MIN	SAC
2005 – East No. 2	CON	<b>IND</b>	NYL	DET	SAC	SEA	HOU	LAS
2006 – East No. 3	CON	DET	<b>IND</b>	WAS	LAS	SAC	HOU	SEA
2007 – East No. 2	DET	<b>IND</b>	CON	NYL	PHO	SAN	SAC	SEA
2008 – East No. 4	DET	CON	NYL	<b>IND</b>	SAN	SEA	LAS	SAC
2009 – East No. 1	<b>IND</b>	ATL	DET	WAS	PHO	SEA	LAS	SAN
2010 – East No. 3	WAS	NYL	<b>IND</b>	ATL	SEA	PHO	SAN	LAS
2011 – East No. 1	<b>IND</b>	CON	ATL	NYL	MIN	SEA	PHO	SAN
2012 – East No. 2	CON	<b>IND</b>	ATL	NYL	MIN	LAS	SAN	SEA
2013 – East No. 4	CHI	ATL	WAS	<b>IND</b>	MIN	LAS	PHO	SEA
2014 – East No. 2	ATL	<b>IND</b>	WAS	CHI	PHO	MIN	SAN	LAS
2015 – East No. 3	NYL	CHI	<b>IND</b>	WAS	MIN	PHO	TUL	LAS
2016 – WNBA No. 5	<b>WNBA 1</b>	<b>WNBA 2</b>	<b>WNBA 3</b>	<b>WNBA 4</b>	<b>WNBA 5</b>	<b>WNBA 6</b>	<b>WNBA 7</b>	<b>WNBA 8</b>
	MIN	LAS	NYL	CHI	<b>IND</b>	ATL	SEA	PHO

## ATTENDANCE RECORDS

### LARGEST HOME SEASON TOTAL

73,360 in 2009 (5 games)  
 57,219 in 2012 (5 games)  
 41,543 in 2015 (4 games)  
 32,265 in 2011 (4 games)  
 22,933 in 2007 (3 games)  
 20,838 in 2014 (3 games)

### LARGEST HOME SEASON AVERAGE

14,672 in 2009 (5 games)  
 11,444 in 2012 (5 games)  
 10,385 in 2015 (4 games)  
 10,198 in 2002 (1 game)  
 8,066 in 2011 (4 games)  
 7,644 in 2007 (3 games)

### LARGEST HOME ATTENDANCE

18,165 vs. Minnesota (Finals), 10/19/12  
 18,165 vs. Phoenix (Finals), 10/7/09  
 18,165 vs. Phoenix (Finals), 10/4/09  
 18,165 vs. Detroit (EF), 9/26/09  
 16,332 vs. Minnesota (Finals), 10/9/15  
 15,213 vs. Minnesota (Finals), 10/21/12  
 10,582 vs. Minnesota (Finals), 10/11/15  
 10,198 vs. New York (ESF), 8/16/02  
 9,655 vs. Washington (ESF), 9/19/09  
 9,623 vs. Detroit (EF), 8/31/07  
 9,225 vs. Connecticut (EF), 10/8/12  
 9,210 vs. Detroit (EF), 9/25/09

### LARGEST AWAY ATTENDANCE

18,933 at Minnesota (Finals), 10/14/15  
 17,313 at Phoenix (Finals), 10/9/09  
 16,758 at Phoenix (Finals), 10/1/09  
 16,682 at New York (ESF), 9/1/10  
 14,624 at New York (ESF), 8/26/10  
 14,322 at Minnesota (Finals), 10/14/12  
 13,478 at Minnesota (Finals), 10/17/12  
 12,471 at New York (ESF), 8/20/02  
 12,134 at Minnesota (Finals), 10/6/15  
 11,617 at Phoenix (Finals), 9/29/09  
 11,013 at Minnesota (Finals), 10/4/15  
 10,988 at New York (ESF), 8/18/02



October 7, 2009: A capacity crowd of 18,165 looks on at Bankers Life Fieldhouse during Game 4 of the WNBA Finals between the Fever and Phoenix Mercury. Indiana led the series 2-1 with a chance to win its first WNBA crown before this throng of supporters. Phoenix won the game, 90-77, and captured the title two nights later in Arizona.

# GAME-BY-GAME PLAYOFFS RESULTS

## 2002 WNBA EASTERN CONFERENCE SEMIFINALS | #4 INDIANA FEVER vs. #1 NEW YORK LIBERTY

Gm	Date	Site	Result	Series	IND Points	IND Rebounds	IND Assists	OPP Points	Attend.
1	8/16/02	at IND	W, 73-55	1-0	Catchings 29	Richardson 14	McCray 5	Whitmore 18	10,198
2	8/18/02	at NY	L, 65-84	1-1	Catchings 20	Catchings 14	Washington 5	Whitmore 24	10,988
3	8/20/02	at NY	L, 60-75	1-2	McCray 14	Richardson 9	Washington 7	Johnson 19	12,471

## 2005 WNBA EASTERN CONFERENCE SEMIFINALS | #2 INDIANA FEVER vs. #3 NEW YORK LIBERTY

Gm	Date	Site	Result	Series	IND Points	IND Rebounds	IND Assists	OPP Points	Attend.
1	8/30/05	at NY	W, 63-51	1-0	Catchings 19	Catchings 12	Miller 3	Johnson 17	7,729
2	9/1/05	at IND	W, 58-50	2-0	Catchings 19	Catchings 12	Streimikyte 4	Hammon 14	5,085

## 2005 WNBA EASTERN CONFERENCE FINALS | #2 INDIANA FEVER vs. #1 CONNECTICUT SUN

Gm	Date	Site	Result	Series	IND Points	IND Rebounds	IND Assists	OPP Points	Attend.
1	9/8/05	at IND	L, 68-73	0-1	Miller 14	Catchings 8	Bevilaqua 4	McW-Franklin 24	8,777
2	9/10/05	at CON	L, 67-77 (ot)	0-2	Catchings 21	Williams 11	Catchings 5	McW-Franklin 15	7,588

## 2006 WNBA EASTERN CONFERENCE SEMIFINALS | #3 INDIANA FEVER vs. #2 DETROIT SHOCK

Gm	Date	Site	Result	Series	IND Points	IND Rebounds	IND Assists	OPP Points	Attend.
1	8/17/06	at IND	L, 56-68	0-1	Catchings 17	Atkinson 11	Catchings 5	Nolan 18	7,261
2	8/19/06	at DET	L, 83-98	0-2	Whitmore 41	Whitmore 10	DeForge 3	Ford 23	8,830

## 2007 WNBA EASTERN CONFERENCE SEMIFINALS | #2 INDIANA FEVER vs. #3 CONNECTICUT SUN

Gm	Date	Site	Result	Series	IND Points	IND Rebounds	IND Assists	OPP Points	Attend.
1	8/23/07	at CON	L, 88-93 (3ot)	0-1	DeForge 31	Catchings 20	Catchings 7	Sales 25	7,271
2	8/25/07	at IND	W, 78-59	1-1	DeForge 26	Catchings 13	White/Whitmore 4	Douglas 11	7,298
3	8/27/07	at IND	W, 93-88 (ot)	2-1	Catchings 30	Catchings 13	Catchings 6	Douglas 27	6,012

## 2007 WNBA EASTERN CONFERENCE FINALS | #2 INDIANA FEVER vs. #1 DETROIT SHOCK

Gm	Date	Site	Result	Series	IND Points	IND Rebounds	IND Assists	OPP Points	Attend.
1	8/31/07	at IND	W, 75-65	1-0	Catchings 22	Catchings 11	Bevilaqua 4	Pierson 19	9,623
2	9/2/07	at DET	L, 63-77	1-1	DeForge 13	three with 4	Whitmore 4	Nolan 24	10,153
3	9/3/07	at DET	L, 65-81	1-2	Sutton-Brown 17	Sam/Sutton-Brown 10	Sam, Whitmore 4	Nolan 30	9,856

## 2008 WNBA EASTERN CONFERENCE SEMIFINALS | #4 INDIANA FEVER vs. #1 DETROIT SHOCK

Gm	Date	Site	Result	Series	IND Points	IND Rebounds	IND Assists	OPP Points	Attend.
1	9/18/08	at IND	L, 72-81	0-1	Catchings/Hoffman 19	Sutton-Brown 6	Catchings 7	Nolan 22	7,613
2	9/21/08	at DET	W, 89-82 (ot)	1-1	Catchings 27	Hoffman 12	Bevilaqua 5	Nolan/Pierson 16	8,219
3	9/23/08	at DET	L, 61-80	1-2	Sutton-Brown 20	Hoffman 10	Catchings 8	Nolan 21	8,296

## 2009 WNBA EASTERN CONFERENCE SEMIFINALS | #1 INDIANA FEVER vs. #4 WASHINGTON MYSTICS

Gm	Date	Site	Result	Series	IND Points	IND Rebounds	IND Assists	OPP Points	Attend.
1	9/17/09	<sup>1</sup> at WAS	W, 88-79	1-0	Catchings 26	Catchings 12	three with 3	Langhorne 18	6,332
2	9/19/09	at IND	W, 81-74 (ot)	2-0	Catchings 24	Catchings 16	Catchings/Douglas 5	Langhorne 15	9,655

## 2009 WNBA EASTERN CONFERENCE FINALS | #1 INDIANA FEVER vs. #3 DETROIT SHOCK

Gm	Date	Site	Result	Series	IND Points	IND Rebounds	IND Assists	OPP Points	Attend.
1	9/23/09	at DET	L, 56-72	0-1	Douglas 16	Catchings 11	Bevilaqua/Douglas 5	Zellous 23	7,214
2	9/25/09	at IND	W, 79-75	1-1	Catchings 22	Catchings 9	Catchings 5	Nolan 23	9,210
3	9/26/09	at IND	W, 72-67	2-1	Sutton-Brown 17	Catchings 8	Catchings 5	Nolan 16	18,165

## 2009 WNBA FINALS | #1 INDIANA FEVER vs. #1 PHOENIX MERCURY

Gm	Date	Site	Result	Series	IND Points	IND Rebounds	IND Assists	OPP Points	Attend.
1	9/29/09	at PHO	L, 116-120 (ot)	0-1	Douglas 30	Hoffman 8	January 7	Pondexter/Taylor 23	11,617
2	10/1/09	at PHO	W, 93-84	1-1	Catchings 19	Catchings 9	Catchings 11	Taurasi 20	16,758
3	10/4/09	at IND	W, 86-85	2-1	Hoffman 18	Catchings 12	Catchings/Douglas 7	Pondexter 23	18,165
4	10/7/09	at IND	L, 77-90	2-2	Catchings 24	Catchings 12	Catchings/Douglas 4	Pondexter 22	18,165
5	10/9/09	at PHO	L, 86-94	2-3	Sutton-Brown 22	Catchings 9	Douglas 9	Taurasi 26	17,313

## 2010 WNBA EASTERN CONFERENCE SEMIFINALS | #3 INDIANA FEVER vs. #2 NEW YORK LIBERTY

Gm	Date	Site	Result	Series	IND Points	IND Rebounds	IND Assists	OPP Points	Attend.
1	8/26/10	at NY	L, 73-85	0-1	Catchings 18	Davenport 8	Catchings 6	Pondexter 28	14,624
2	8/29/10	at IND	W, 75-67	1-1	Catchings 17	Catchings 13	Douglas 5	Pondexter 24	7,535
3	9/1/10	at NY	L, 74-77	1-2	Douglas 24	Catchings 6	Douglas 4	Pondexter 30	16,682

## 2011 WNBA EASTERN CONFERENCE SEMIFINALS | #1 INDIANA FEVER vs. #4 NEW YORK LIBERTY

Gm	Date	Site	Result	Series	IND Points	IND Rebounds	IND Assists	OPP Points	Attend.
1	9/15/11	at IND	W, 74-72	1-0	Douglas 25	Sutton-Brown 7	Bobbitt, Phillips 3	Pondexter 18	7,608
2	9/17/11	<sup>2</sup> at NY	L, 72-87	1-1	Douglas 20	Catchings 9	Bobbitt, Phillips 4	Powell 19	8,508
3	9/19/11	at IND	W, 72-62	2-1	Douglas 21	Catchings 8	Catchings 4	Powell 19	7,368

## 2011 WNBA EASTERN CONFERENCE FINALS | #1 INDIANA FEVER vs. #3 ATLANTA DREAM

Gm	Date	Site	Result	Series	IND Points	IND Rebounds	IND Assists	OPP Points	Attend.
1	9/22/11	at IND	W, 82-74	1-0	Smith 25	Catchings 13	three with 3	Harding 17	8,253
2	9/25/11	at ATL	L, 77-94	1-1	Douglas 25	Catchings 9	Douglas 6	Castro Marques 30	8,052
3	9/27/11	at IND	L, 67-83	1-2	Douglas 16	Douglas/Sutton-Brown 9	Catchings/Phillips 3	McCoughtry 26	9,036

## 2012 WNBA EASTERN CONFERENCE SEMIFINALS | #2 INDIANA FEVER vs. #3 ATLANTA DREAM

Gm	Date	Site	Result	Series	IND Points	IND Rebounds	IND Assists	OPP Points	Attend.
1	9/28/12	at IND	L, 66-75	0-1	Douglas 13	Catchings 11	Catchings/January 3	Harding 23	7,776
2	9/30/12	at ATL	W, 103-88	1-1	Catchings 25	Catchings 13	January 7	McCoughtry 22	6,890
3	10/2/12	at IND	W, 75-64	2-1	Douglas 24	Larkins 20	January 5	Harding 17	6,840

## 2012 WNBA EASTERN CONFERENCE FINALS | #2 INDIANA FEVER vs. #1 CONNECTICUT SUN

Gm	Date	Site	Result	Series	IND Points	IND Rebounds	IND Assists	OPP Points	Attend.
1	10/5/12	at CON	L, 64-76	0-1	Douglas 27	Catchings 9	Catchings 5	Charles 18	7,599
2	10/8/12	at IND	W, 78-76	1-1	Douglas 24	Larkins 11	Douglas/January 2	Lawson 18	9,225
3	10/11/12	at CON	W, 87-71	2-1	Catchings 22	Catchings 13	Catchings/January 4	Charles 18	6,516



# GAME-BY-GAME PLAYOFFS RESULTS

## 2012 WNBA FINALS | #2 INDIANA FEVER vs. #1 MINNESOTA LYNX

Gm	Date	Site	Result	Series	IND Points	IND Rebounds	IND Assists	OPP Points	Attend.
1	10/14/12	at MIN	W, 76-70	1-0	Catchings 20	Larkins 15	January 6	Augustus 23	14,322
2	10/17/12	at MIN	L, 71-83	1-1	Catchings 27	Catchings 8	Phillips 4	Augustus 27	13,478
3	10/19/12	at IND	W, 76-59	2-1	Zellous 30	Larkins 15	Davenport 4	Brunson 12	18,165
4	10/21/12	at IND	W, 87-78	3-1	Catchings 25	Larkins 13	Catchings 8	Whalen 22	15,213

## 2013 WNBA EASTERN CONFERENCE SEMIFINALS | #4 INDIANA FEVER vs. #1 CHICAGO SKY

Gm	Date	Site	Result	Series	IND Points	IND Rebounds	IND Assists	OPP Points	Attend.
1	9/20/13	at CHI	W, 85-72	1-0	Zellous 20	Larkins 11	January 6	Delle Donne 20	5,895
2	9/22/13	at IND	W, 79-57	2-0	Catchings 18	Catchings 12	January 4	Fowles 14	7,144

## 2013 WNBA EASTERN CONFERENCE FINALS | #4 INDIANA FEVER vs. #2 ATLANTA DREAM

Gm	Date	Site	Result	Series	IND Points	IND Rebounds	IND Assists	OPP Points	Attend.
1	9/26/13	at ATL	L, 79-84	0-1	Catchings 21	Larkins 12	Christmas/Clarendon 4	Hayes 23	4,238
2	9/29/13	at IND	L, 53-67	0-2	Catchings 24	Larkins 7	Zellous 3	McCoughtry 27	7,051

## 2014 WNBA EASTERN CONFERENCE SEMIFINALS | #2 INDIANA FEVER vs. #3 WASHINGTON MYSTICS

Gm	Date	Site	Result	Series	IND Points	IND Rebounds	IND Assists	OPP Points	Attend.
1	8/21/14	at IND	W, 78-73	1-0	Catchings 22	Larkins 11	four with 2	Latta 22	5,576
2	8/23/14	at WAS	W, 81-76 (ot)	2-0	Catchings 26	Catchings/Larkins 11	January 7	Lawson 20	6,124

## 2014 WNBA EASTERN CONFERENCE FINALS | #2 INDIANA FEVER vs. #4 CHICAGO SKY

Gm	Date	Site	Result	Series	IND Points	IND Rebounds	IND Assists	OPP Points	Attend.
1	8/30/14	at IND	W, 77-70	1-0	January 19	Larkins 8	Catchings 4	Fowles 20	7,557
2	9/1/14	at CHI	L, 84-86 (2ot)	1-1	Zellous 20	Catchings 14	January 6	Fowles 27	6,019
3	9/3/14	at IND	L, 62-75	1-2	Zellous 16	Larkins 11	January 3	Quigley 24	7,705

## 2015 WNBA EASTERN CONFERENCE SEMIFINALS | #3 INDIANA FEVER vs. #2 CHICAGO SKY

Gm	Date	Site	Result	Series	IND Points	IND Rebounds	IND Assists	OPP Points	Attend.
1	9/17/15	<sup>3</sup> at CHI	L, 72-77	0-1	Catchings 21	Larkins 10	January 7	Quigley 22	4,098
2	9/19/15	at IND	W, 89-82	1-1	Catchings 22	Larkins 12	Zellous 8	Vandersloot 19	7,124
3	9/21/15	at CHI	W, 100-89	2-1	Catchings 27	Catchings 9	January 8	Delle Donne 40	2,882

## 2015 WNBA EASTERN CONFERENCE FINALS | #3 INDIANA FEVER vs. #1 NEW YORK LIBERTY

Gm	Date	Site	Result	Series	IND Points	IND Rebounds	IND Assists	OPP Points	Attend.
1	9/23/15	at NY	L, 67-84	0-1	Johnson 12	Zellous 5	two with 2	Stokes 21	7,229
2	9/27/15	at IND	W, 70-64	1-1	Catchings 25	Catchings 7	January 4	Charles 25	7,505
3	9/29/15	at NY	W, 66-51	2-1	Coleman 15	Larkins 8	January 8	Wiggins 15	10,120

## 2015 WNBA FINALS | #3 INDIANA FEVER vs. #1 MINNESOTA LYNX

Gm	Date	Site	Result	Series	IND Points	IND Rebounds	IND Assists	OPP Points	Attend.
1	10/4/15	at MIN	W, 75-69	1-0	January 19	Larkins 8	January 6	Moore 27	11,023
2	10/6/15	at MIN	L, 71-77	1-1	January 17	Catchings/Larkins 9	Catchings/January 5	Fowles 21	12,134
3	10/9/15	at IND	L, 77-80	1-2	Johnson 17	Catchings 10	January 8	Moore 24	16,332
4	10/11/15	at IND	W, 75-69	2-2	Johnson 15	Larkins 6	January 5	Moore 20	10,582
5	10/14/15	at MIN	L, 52-69	2-3	Catchings 18	Catchings 11	January/Zellous 3	Fowles 20	18,933

## 2016 WNBA PLAYOFFS FIRST ROUND | #5 INDIANA FEVER vs. #8 PHOENIX MERCURY

Gm	Date	Site	Result	Series	IND Points	IND Rebounds	IND Assists	OPP Points	Attend.
1	9/21/16	at IND	L, 78-89	0-1	Catchings/Coleman 13	Catchings 10	January 9	Taurasi 20	6,282

<sup>1</sup> game played at Comcast Center (College Park, Md.)

<sup>2</sup> game played at Prudential Center (Newark, N.J.)

<sup>3</sup> game played at UIC Pavilion (Chicago, Ill.)



Before a sellout crowd at Bankers Life Fieldhouse, the Indiana Fever captured the 2012 WNBA championship with an 87-78 win over the Minnesota Lynx. It was the first professional basketball crown in Indianapolis since the Indiana Pacers won an ABA title in 1973. SEATED: Strength & Conditioning Coach Emily Novitsky, Erin Phillips, Briann January, Katie Douglas, Tamika Catchings, Jeanette Pohlen. STANDING: COO & GM Kelly Krauskopf, Assistant Trainer Jenny Brennan, Jessica Davenport, Karima Christmas, Shavonte Zellous, Tammy Sutton-Brown, Sasha Goodlett, Assistant Coach Stephanie White, Erlana Larkins, Head Coach Lin Dunn, Assistant Coach Mickie DeMoss, Operations Coordinator Scott Agness, Trainer Todd Champlin.

**FEVER TEAM PLAYOFFS RECORDS****HIGHEST AVERAGE PPG**

**SEASON**  
83.4 in 2009  
64.6 in 2012  
78.3 in 2012  
78.0 in 2016  
77.0 in 2007  
**SERIES**  
91.6 vs. Phoenix, 2009 Finals  
87.0 vs. Chicago, 2015 ESF  
86.3 vs. Connecticut, 2007 ESF  
84.5 vs. Washington, 2009 ESF

**LOWEST AVERAGE PPG**

**SEASON**  
64.0 in 2005  
66.0 in 2002  
**SERIES**  
60.5 vs. New York, 2005 ESF  
66.0 vs. Atlanta, 2013 EF  
66.0 vs. New York, 2002 ESF

**MOST POINTS SCORED**

**SEASON**  
834 in 2009  
814 in 2015  
783 in 2012  
462 in 2007  
**SERIES**  
458 vs. Phoenix, 2009 Finals  
350 vs. Minnesota, 2015 Finals  
310 vs. Minnesota, 2012 Finals  
261 vs. Chicago, 2015 ESF  
259 vs. Connecticut, 2007 ESF  
244 vs. Atlanta, 2012 ESF  
229 vs. Connecticut, 2012 EF  
**GAME**  
116 at Phoenix, OT, 9/29/09  
103 at Atlanta, 9/30/12  
100 at Chicago, 9/21/15  
93 at Phoenix, 10/1/09  
93 vs. Connecticut, OT, 8/27/07  
**HALF**  
56 at Atlanta (2nd), 9/30/12  
53 at Phoenix (1st), 9/29/09  
52 at Chicago (1st), 9/21/15  
52 at Phoenix (2nd), 9/29/09  
51 at Atlanta (1st), 9/25/11  
50 at Chicago (1st), 9/20/13  
**QUARTER**  
33 at Phoenix (3rd), 9/29/09  
32 at Washington (4th), 9/17/09  
31 vs. Washington (4th), 8/21/14  
31 at Atlanta (3rd), 9/30/12  
31 at Phoenix (1st), 10/1/09  
31 at Phoenix (1st), 9/29/09  
30 at Detroit (3rd), 8/19/06  
**OVERTIME**  
16 vs. Connecticut, 8/27/07  
14 at Washington, 8/23/14  
14 at Detroit, 9/21/08  
12 vs. Washington, 9/19/09  
11 at Phoenix, 9/29/09

**FEWEST POINTS SCORED**

**SEASON**  
78 in 2016  
139 in 2006  
198 in 2002  
**SERIES**  
121 vs. New York, 2005 ESF  
132 vs. Atlanta, 2013 EF  
135 vs. Connecticut, 2005 ESF  
**GAME**  
53 vs. Atlanta, 9/29/13  
56 at Detroit, 9/23/09  
56 vs. Detroit, 8/17/06  
58 vs. Connecticut, 9/8/05  
58 vs. New York, 9/1/05  
**HALF**  
19 at Detroit (2nd), 9/23/09  
19 at Detroit (1st), 9/23/08  
20 vs. Atlanta (2nd), 9/29/13  
21 at Minnesota (1st), 10/14/15  
25 at New York (2nd), 9/23/15  
25 at Connecticut (1st), 8/23/07

**QUARTER**

4 at Minnesota (2nd), 10/14/15  
6 at Minnesota (4th), 10/19/12  
6 at Detroit (3rd), 9/23/09  
7 at New York (3rd), 9/23/15  
7 at Detroit (1st), 9/23/08  
7 at Connecticut (1st), 8/23/07  
**OVERTIME**  
5 vs. Chicago (2nd), 9/1/14  
6 at Connecticut (2nd), 8/23/07

**LARGEST WINNING MARGIN**

**GAME**  
+22 vs. Chicago (79-57), 9/22/13  
+19 vs. Connecticut (78-59), 8/25/07  
+18 vs. New York (73-55), 8/16/02  
+17 vs. Minnesota (76-59), 10/19/12  
+16 at Connecticut (87-71), 10/11/12  
**HALF**  
+21 vs. New York (41-20, 2nd),  
9/27/15  
+20 vs. Chicago (47-27, 1st), 9/22/13  
+19 at Connecticut (43-24, 1st),  
10/11/12  
+19 vs. Connecticut (40-21, 1st),  
8/25/07  
+18 vs. Minnesota (45-27, 1st),  
10/19/12

**QUARTER**

+17 vs. New York (28-11, 4th), 9/27/15  
+14 vs. Minnesota (25-11, 3rd),  
10/19/12  
+13 vs. Minnesota (24-11, 2nd),  
10/19/12  
+13 vs. New York (21-8, 1st), 8/29/10  
+13 at Detroit (24-11, 3rd), 9/23/08  
**OVERTIME**  
+7 vs. Washington (12-5), 9/19/09  
+7 at Detroit (14-7), 9/21/08  
+5 at Washington (15-10), 8/23/14  
+5 vs. Connecticut (16-11), 8/27/07  
**ANY TIME OF GAME**  
+37 vs. Minnesota (1:58, 3rd quarter,  
led 70-33), 10/19/12  
+26 vs. Chicago (7:50, 4th quarter, led  
72-46), 9/22/13  
+25 vs. Connecticut (1:32, 3rd quarter,  
led 59-34), 8/25/07  
+24 at Connecticut (6:04, 3rd quarter,  
led 54-30), 10/11/12  
+23 vs. New York (2:26, 2nd half, led  
71-48), 8/16/02

**LARGEST LOSING MARGIN**

**GAME**  
-19 at Detroit (80-61), 9/23/08  
-19 at New York (84-65), 8/18/02  
-17 at Minnesota (69-52), 10/14/15  
-17 at New York (84-67), 9/23/15  
-17 at Atlanta (94-77), 9/25/11  
**HALF**  
-30 at Detroit (49-19, 1st), 9/23/08  
-19 at New York (46-27, 2nd), 8/20/02  
-18 at Detroit (37-19, 2nd), 9/23/09  
**QUARTER**  
-23 at Detroit (30-7, 1st), 9/23/08  
-16 at Phoenix (35-19, 2nd), 10/9/09  
-15 at Washington (23-8, 2nd),  
8/23/14  
-15 vs. Minnesota (21-6, 4th),  
10/19/12  
-13 at Detroit (25-12, 2nd), 9/2/07  
**OVERTIME**  
-10 at Connecticut (17-7), 9/10/05  
**ANY TIME OF GAME**  
-31 at Detroit (5:34, 2nd quarter,  
trailed 41-10), 9/23/08  
-29 at Detroit (2:42, 4th quarter,  
trailed 68-39), 9/2/07  
-24 vs. Atlanta (2:50, 4th quarter,  
trailed 80-56), 9/27/11  
-24 at New York (1:50, 4th quarter,  
trailed 85-61), 9/17/11  
-24 at New York (6:33, 2nd half, trailed  
71-47), 8/18/02

**BEST COMEBACKS**

**BY FEVER**  
22 (6:36, 2nd quarter, trailed 39-17)  
vs. Connecticut, 8/27/07 (Won  
93-88, OT)  
18 (0:40, 2nd quarter, trailed 44-26)  
vs. New York, 9/27/15 (Won,  
70-64)  
11 (7:26, 1st quarter, trailed 11-0) vs.  
Connecticut, 10/8/12 (Won 78-76)  
11 (1:10, 2nd quarter, trailed 51-40) at  
Phoenix, 10/9/09 (Lost 86-94)  
**BY OPPONENTS**  
15 (40-25, 2nd quarter, led 40-25) vs.  
New York, 9/15/11 (Won 74-72)  
15 (14:40, 1st half, led 17-2) at New  
York, 8/20/02 (Lost 75-60)  
14 (2:54, 2nd quarter, led 37-23) at  
Chicago, 9/1/14 (Lost 86-84, 2OT)  
13 (6:00, 1st quarter, led 16-3) at  
Detroit, 9/3/07 (Lost 81-65)

**LARGEST SWING IN POINTS [FROM  
DOUBLE-DIGIT DEFICIT]**

**BY FEVER**  
27 (6:36, 2nd quarter, trailed 39-17;  
0:04.00, overtime, led 93-88) vs.  
Connecticut, 8/27/07 (Won, 93-88)  
**BY OPPONENTS**  
34 (14:40, 1st half, led 17-2; 1:28, 2nd  
half, trailed 73-54) at New York,  
8/20/02 (Lost 75-60)  
33 (6:00, 1st quarter, led 16-3; 3:58,  
4th quarter, trailed 78-58) at  
Detroit, 9/3/07 (Lost 81-65)  
27 (9:01, 2nd quarter, led 23-11; 1:33,  
4th quarter, trailed 81-66) at Min-  
nesota, 10/17/12 (Lost 83-71)

**MOST FG MADE**

**SEASON**  
306 in 2015  
292 in 2009  
281 in 2012  
161 in 2007  
160 in 2011  
**SERIES**  
170 vs. Phoenix, 2009 Finals  
127 vs. Minnesota, 2015 Finals  
106 vs. Minnesota, 2012 Finals  
99 vs. Chicago, 2015 ESF  
95 vs. Connecticut, 2007 ESF  
88 vs. Connecticut, 2012 EF  
87 vs. Atlanta, 2012 ESF  
**GAME**  
45 at Phoenix, OT, 9/29/09  
37 at Chicago, 9/21/15  
36 vs. Chicago, 9/19/15  
34 at Connecticut, 10/11/12  
34 at Atlanta, 9/30/12  
34 at Connecticut, 3OT, 8/23/07

**FEWEST FG MADE**

**SEASON**  
29 in 2016  
53 in 2006  
71 in 2008  
**SERIES**  
34 vs. New York, 2005 ESF  
46 vs. Atlanta, 2013 EF  
49 vs. Connecticut, 2005 EF  
**GAME**  
16 vs. New York, 9/1/05  
18 vs. Atlanta, 9/29/13  
18 at New York, 8/30/05

**MOST FG ATTEMPTED**

**SEASON**  
679 in 2015  
672 in 2009  
637 in 2012  
421 in 2007  
388 in 2011

**SERIES**

363 vs. Phoenix, 2009 Finals  
300 vs. Minnesota, 2015 Finals  
256 vs. Minnesota, 2012 Finals  
226 vs. Connecticut, 2007 ESF  
219 vs. Chicago, 2014 EF  
209 vs. Chicago, 2015 ESF  
209 vs. Atlanta, 2011 EF  
**GAME**  
88 at Connecticut, 3OT, 8/23/07  
87 at Chicago, 2OT, 9/1/14  
81 at Phoenix, OT, 9/29/09  
77 vs. Chicago, 9/19/15  
75 at Minnesota, 10/4/15  
75 at Phoenix, 10/9/09

**FEWEST FG ATTEMPTED**

**SEASON**  
78 in 2016  
133 in 2006  
170 in 2002  
**SERIES**  
103 vs. New York, 2005 ESF  
**GAME**  
46 at Indiana, 8/30/05  
49 vs. Minnesota, 10/11/15  
52 at Minnesota, 10/17/12  
52 at New York, 8/20/02

**HIGHEST FG PERCENTAGE**

**SEASON**  
.451 (306-679) in 2015  
.44118 (75-170) in 2002  
.44113 (281-637) in 2012  
.435 (292-672) in 2009  
.430 (105-244) in 2013  
**SERIES**  
.484 (59-122) vs. Chicago, 2013 ESF  
.474 (99-209) vs. Chicago, 2015 ESF  
.471 (80-170) vs. New York, 2015 EF  
.468 (170-363) vs. Phoenix, 2009  
Finals  
.463 (87-188) vs. Atlanta, 2012 ESF  
.456 (88-193) vs. Connecticut, 2012 EF  
**GAME**  
.578 (37-64) at Chicago, 9/21/15  
.556 (45-81) at Phoenix, OT, 9/29/09  
.548 (34-62) at Connecticut, 10/11/12  
.531 (34-64) at Atlanta, 9/30/12  
.509 (28-55) vs. New York, 8/16/02

**LOWEST FG PERCENTAGE**

**SEASON**  
.352 (83-236) in 2005  
.362 (129-356) in 2014  
.372 (28-78) in 2016  
.380 (71-187) in 2008  
**SERIES**  
.330 (34-103) vs. New York, 2005 ESF  
.338 (66-195) vs. Detroit, 2007 EF  
.352 (77-219) vs. Chicago, 2014 EF  
.368 (49-133) vs. Connecticut, 2006 EF  
**GAME**  
.2807 (16-57) vs. New York, 9/1/05  
.2813 (18-64) vs. Atlanta, 9/29/13  
.323 (21-65) vs. Detroit, 8/31/07  
.324 (23-71) vs. Washington, OT,  
9/19/09

**MOST 3-POINT FG MADE**

**SEASON**  
62 in 2012  
57 in 2015  
55 in 2009  
43 in 2007  
**SERIES**  
32 vs. Phoenix, 2009 Finals  
26 vs. Minnesota, 2015 Finals  
26 vs. Minnesota, 2012 Finals  
24 vs. Connecticut, 2007 ESF  
22 vs. Connecticut, 2012 EF  
**GAME**  
11 at Detroit, OT, 9/21/08  
10, six times (last: at Chicago, 9/21/15)

**FEWEST 3-POINT FG MADE**

**SEASON**  
4 in 2016  
10 in 2006  
**SERIES**  
8 vs. Washington, 2009 ESF  
10 vs. Washington, 2014 ESF  
10 vs. Detroit, 2006 EF  
10 vs. Connecticut, 2005 EF  
**GAME**  
1 vs. Chicago, 9/19/15  
2 vs. Minnesota, 10/11/15  
2 vs. Chicago, 9/3/14  
2 vs. Phoenix, 10/7/09  
2 at Detroit, 9/23/08

**MOST 3-POINT FG ATTEMPTED**

**SEASON**  
176 in 2012  
176 in 2009  
158 in 2015  
120 in 2007  
104 in 2011  
**SERIES**  
93 vs. Phoenix, 2009 Finals  
80 vs. Minnesota, 2012 Finals  
67 vs. Minnesota, 2015 Finals  
65 vs. Detroit, 2008 ESF  
64 vs. Detroit, 8/31/07  
**GAME**  
26 at Detroit, OT, 9/21/08  
23 at Chicago, 2OT, 9/1/14  
23 vs. Minnesota, 10/21/12  
23 vs. Detroit, 8/31/07  
22 at Minnesota, 10/14/12  
22 vs. Detroit, 9/19/08

**FEWEST 3-POINT FG ATTEMPTED**

**SEASON**  
21 in 2016  
31 in 2006  
44 in 2010  
46 in 2005  
**SERIES**  
22 vs. Connecticut, 2005 EF  
24 vs. New York, 2005 ESF  
**GAME**  
10 vs. Connecticut, 9/8/05  
10 at Connecticut, OT, 9/10/05

**HIGHEST 3-POINT FG PERCENTAGE**

**SEASON**  
.457 (21-46) in 2005  
.361 (57-158) in 2015  
.3583 (43-120) in 2007  
.3582 (24-67) in 2013  
.356 (37-104) in 2011

**SERIES**

.458 (11-24) vs. New York, 2005 ESF  
.469 (15-32) vs. Chicago, 2013 ESF  
.455 (10-22) vs. Connecticut, 2005 EF  
.449 (22-49) vs. Connecticut, 2012 EF  
.429 (24-56) vs. Connecticut, 2007 ESF  
**GAME**  
.625 (10-16) at Chicago, 9/20/13  
.625 (10-16) at Connecticut, 10/11/12  
.600 (6-10) vs. Connecticut, 9/8/05  
.500 (10-20) at Chicago, 9/21/15  
.500 (10-20) vs. Connecticut, OT,  
8/27/07  
.500 (5-10) vs. New York, 8/30/05

**LOWEST 3-POINT FG PERCENTAGE**

**SEASON**  
.190 (4-21) in 2016  
.292 (19-65) in 2008  
.313 (55-176) in 2009  
.303 (27-89) in 2014  
.323 (10-31) in 2006  
**SERIES**  
.229 (8-35) vs. Washington, 2009 ESF  
.257 (9-35) vs. Atlanta, 2013 EF  
.292 (19-65) vs. Detroit, 2008 ESF  
.293 (17-58) vs. Chicago, 2014 EF  
.297 (19-64) vs. Detroit, 2007 EF

# FEVER TEAM PLAYOFFS RECORDS

<p><b>GAME</b>                      .063 (1-16) vs. Chicago, 9/19/15                      .111 (2-18) vs. Phoenix, 10/7/09                      .118 (2-17) at Detroit, 9/23/08                      .143 (2-14) vs. Chicago, 9/3/14                      .150 (3-20) vs. Washington, OT, 9/19/09</p> <p><b>MOST FT MADE</b>  <b>SEASON</b>                      195 in 2009                      159 in 2012                      145 in 2015                      97 in 2014                      97 in 2007</p> <p><b>SERIES</b>                      86 vs. Phoenix, 2009 Finals                      72 vs. Minnesota, 2012 Finals                      70 vs. Minnesota, 2015 Finals                      61 vs. Detroit, 2008 ESF                      57 vs. New York, 2010 ESF</p> <p><b>GAME</b>                      34 at Detroit, OT, 9/21/08                      32 vs. Washington, OT, 9/19/09                      29 vs. Minnesota, 10/21/12                      28 at Atlanta, 9/30/12                      28 vs. Detroit, 9/26/09</p> <p><b>FEWEST FT MADE</b>  <b>SEASON</b>                      16 in 2016                      23 in 2006                      29 in 2002</p> <p><b>SERIES</b>                      23 vs. Detroit, 2006 ESF                      27 vs. Connecticut, 2005 EF</p> <p><b>GAME</b>                      5 at New York, 9/17/11                      6 at Minnesota, 10/14/15                      6 at Detroit, 9/23/09                      6 at New York, 8/20/02                      7 vs. Atlanta, 9/27/11</p> <p><b>MOST FT ATTEMPTED</b>  <b>SEASON</b>                      244 in 2009                      196 in 2012                      173 in 2015                      125 in 2007                      119 in 2014</p> <p><b>SERIES</b>                      110 vs. Phoenix, 2009 Finals                      79 vs. Minnesota, 2015 Finals                      78 vs. Minnesota, 2012 Finals                      78 vs. Atlanta, 2012 ESF                      75 vs. Detroit, 2007 EF</p> <p><b>GAME</b>                      41 at Atlanta, 9/30/12                      38 vs. Washington, OT, 9/19/09                      37 at Detroit, OT, 9/21/08                      33 vs. Detroit, 8/31/07                      31 vs. Minnesota, 10/21/12                      31 vs. Detroit, 9/26/09</p> <p><b>FEWEST FT ATTEMPTED</b>  <b>SEASON</b>                      19 in 2016                      35 in 2006                      40 in 2002</p> <p><b>SERIES</b>                      34 vs. Connecticut, 2005 EF                      35 vs. Detroit, 2006 ESF</p> <p><b>GAME</b>                      8 at Minnesota, 10/14/15                      9 at Minnesota, 10/14/12                      9 at Detroit, 9/23/08                      9 at Detroit, 9/23/08                      10 at New York, 9/17/11                      10 at New York, 8/20/02</p> <p><b>HIGHEST FT PERCENTAGE</b>  <b>SEASON</b>                      .897 (61-68) in 2008                      .851 (57-67) in 2010                      .842 (16-19) in 2016                      .838 (145-173) in 2015</p>	<p><b>SERIES</b>                      .923 (72-78) vs. Minnesota, 2012 Finals                      .900 (45-50) vs. Connecticut, 2007 ESF                      .897 (61-68) vs. Detroit, 2008 ESF</p> <p><b>GAME</b>                      1.000 (16-16) at Minnesota, 10/4/15                      1.000 (9-9) at Minnesota, 10/14/12                      1.000 (9-9) at Detroit, 9/23/08                      .955 (21-22) vs. Minnesota, 10/19/12                      .935 (29-31) vs. Minnesota, 10/21/12                      .933 (14-15) at Minnesota, 10/6/15                      .929 (13-14) at Connecticut, 3OT, 8/23/07</p> <p><b>LOWEST FT PERCENTAGE</b>  <b>SEASON</b>                      .657 (23-35) in 2006</p> <p><b>SERIES</b>                      .657 (23-35) vs. Detroit, 2006 ESF                      .693 (52-75) vs. Detroit, 2007 EF                      .718 (56-78) vs. Atlanta, 2012 ESF</p> <p><b>GAME</b>                      .500 (5-10) at New York, 9/17/11                      .545 (12-22) at Detroit, 9/3/07                      .600 (6-10) at New York, 8/20/02                      .619 (13-21) at Detroit, 8/19/06</p> <p><b>MOST REBOUNDS</b>  <b>SEASON</b>                      330 in 2009                      326 in 2015                      324 in 2012                      223 in 2007</p> <p><b>SERIES</b>                      165 vs. Phoenix, 2009 Finals                      144 vs. Minnesota, 2015 Finals                      128 vs. Minnesota, 2012 Finals                      123 vs. Connecticut, 2007 ESF                      121 vs. Atlanta, 2011 EF</p> <p><b>GAME</b>                      52 at Connecticut, 3OT, 8/23/07                      49 at Chicago, 2OT, 9/1/14                      46 vs. Atlanta, 10/2/12                      45 vs. Washington, OT, 9/19/09                      43 vs. Atlanta, 9/27/11</p> <p><b>FEWEST REBOUNDS</b>  <b>SEASON</b>                      31 in 2016                      69 in 2006                      88 in 2010</p> <p><b>SERIES</b>                      60 vs. Connecticut, 2005 EF                      64 vs. Atlanta, 2013 EF                      65 vs. New York, 2005 ESF</p> <p><b>GAME</b>                      20 at Minnesota, 10/17/12                      22 at New York, 9/1/10                      23 at Chicago, 9/21/15                      23 at Detroit, 9/2/07                      24 vs. Minnesota, 10/11/15</p> <p><b>MOST OFFENSIVE REBOUNDS</b>  <b>SEASON</b>                      110 in 2012                      96 in 2015                      89 in 2009                      73 in 2011</p> <p><b>SERIES</b>                      47 vs. Chicago, 2014 EF                      47 vs. Atlanta, 2011 EF                      46 vs. Minnesota, 2015 Finals                      41 vs. Minnesota, 2012 Finals                      40 vs. Phoenix, 2009 Finals</p> <p><b>GAME</b>                      20 at Chicago, 2OT, 9/1/14                      18 vs. Chicago, 9/19/15                      18 vs. Atlanta, 9/27/11                      18 vs. Washington, OT, 9/19/09                      17 at Atlanta, 9/25/11                      17 at Detroit, 8/19/06</p> <p><b>FEWEST OFFENSIVE REBOUNDS</b>  <b>SEASON</b>                      13 in 2016                      22 in 2008                      25 in 2006</p>	<p><b>SERIES</b>                      15 vs. Chicago, 2013 ESF                      16 vs. New York, 2015 EF                      21 vs. New York, 2005 ESF                      22 vs. Detroit, 2008 ESF</p> <p><b>GAME</b>                      2 at Minnesota, 10/17/12                      2 at Detroit, 9/2/07                      3 at New York, 9/29/15                      5 vs. New York, 9/27/15                      5 vs. New York, 9/15/11                      5 vs. Detroit, 9/25/09                      5 at Detroit, 9/23/08</p> <p><b>MOST DEFENSIVE REBOUNDS</b>  <b>SEASON</b>                      241 in 2009                      230 in 2015                      214 in 2012                      166 in 2007</p> <p><b>SERIES</b>                      125 vs. Phoenix, 2009 Finals                      98 vs. Minnesota, 2015 Finals                      95 vs. Connecticut, 2007 ESF                      87 vs. Minnesota, 2012 Finals                      74 vs. Atlanta, 2011 EF</p> <p><b>GAME</b>                      41 at Connecticut, 3OT, 8/23/07                      33 at Phoenix, 10/1/09                      30 vs. Atlanta, 10/2/12                      30 vs. Chicago, 9/22/13</p> <p><b>FEWEST DEFENSIVE REBOUNDS</b>  <b>SEASON</b>                      18 in 2016                      44 in 2006                      58 in 2002</p> <p><b>SERIES</b>                      31 vs. Connecticut, 2005 EF                      41 vs. Atlanta, 2013 EF                      44 vs. Detroit, 2006 ESF                      44 vs. New York, 2005 ESF</p> <p><b>GAME</b>                      12 vs. Connecticut, 9/8/05                      13 at New York, 8/18/02</p> <p><b>LARGEST REBOUND MARGIN</b>  <b>SERIES</b>                      +25 vs. Chicago (119-94), 2014 EF                      +20 vs. New York (65-45), 2005 ESF                      +19 vs. Chicago (70-51), 2013 ESF                      +15 vs. New York (92-77), 2002 ESF</p> <p><b>GAME</b>                      +21 vs. Atlanta (46-25), 10/2/12                      +14 at Chicago (49-35), 2OT, 9/1/14                      +13 vs. New York (38-25), 9/1/05                      +12 vs. Chicago (35-23), 9/3/14</p> <p><b>LARGEST REBOUND DEFICIT</b>  <b>SERIES</b>                      -33 vs. Detroit (133-100), 2007 EF                      -20 vs. Detroit (108-88), 2009 EF                      -15 vs. Minnesota (159-144), 2015 Finals</p> <p><b>GAME</b>                      -15 vs. Detroit (107-92), 2008 ESF</p> <p><b>GAME</b>                      -20 at Detroit (43-23), 9/2/07                      -14 at New York (39-25), 8/26/10                      -14 vs. Detroit (41-27), 9/25/09                      -12 at Minnesota (32-20), 10/17/12</p> <p><b>MOST ASSISTS</b>  <b>SEASON</b>                      168 in 2009                      159 in 2015                      134 in 2012                      94 in 2007</p> <p><b>SERIES</b>                      89 vs. Phoenix, 2009 Finals                      65 vs. Minnesota, 2015 Finals                      56 vs. Minnesota, 2012 Finals                      54 vs. Connecticut, 2007 ESF</p> <p><b>GAME</b>                      24 at Chicago, 9/21/15                      24 at Phoenix, 10/9/09                      23 at Chicago, 9/20/13                      21 at Atlanta, 9/25/11                      21 at Phoenix, OT, 9/29/09                      20 at New York, 9/29/15</p>	<p><b>FEWEST ASSISTS</b>  <b>SEASON</b>                      16 in 2016                      20 in 2006                      37 in 2010</p> <p><b>SERIES</b>                      20 vs. Detroit, 2006 ESF</p> <p><b>GAME</b>                      6 vs. Minnesota, 10/11/15                      6 vs. Connecticut, 10/8/12                      8 at New York, 8/30/05                      9, four times (last vs. New York, 9/27/15)</p> <p><b>MOST STEALS</b>  <b>SEASON</b>                      91 in 2009                      83 in 2015                      75 in 2012                      49 in 2007                      48 in 2011</p> <p><b>SERIES</b>                      35 vs. Phoenix, 2009 Finals                      34 vs. Detroit, 2009 EF                      33 vs. Minnesota, 2015 Finals                      28 vs. New York, 2015 EF                      28 vs. Minnesota, 2012 Finals                      27 vs. Connecticut, 2007 ESF</p> <p><b>GAME</b>                      18 vs. Washington, 9/25/09                      14 at New York, 9/29/15                      12 vs. Washington, 8/21/14                      11 vs. New York, 9/19/11                      11 at Connecticut, OT, 9/10/05                      11 at Detroit, 9/2/07</p> <p><b>FEWEST STEALS</b>  <b>SEASON</b>                      8 in 2016                      10 in 2006                      11 in 2002</p> <p><b>SERIES</b>                      9 vs. Chicago, 2013 ESF                      10 vs. Atlanta, 2013 EF                      10 vs. Detroit, 2006 ESF                      11 vs. New York, 2002 ESF</p> <p><b>GAME</b>                      1 at New York, 8/18/02                      3 at Chicago, 9/20/13                      3 vs. Minnesota, 10/21/12                      3 at New York, 8/20/02</p> <p><b>MOST BLOCKED SHOTS</b>  <b>SEASON</b>                      50 in 2009                      45 in 2012                      38 in 2015</p> <p><b>SERIES</b>                      28 vs. Phoenix, 2009 Finals                      20 vs. Minnesota, 2012 Finals                      18 vs. Minnesota, 2015 Finals                      17 vs. Atlanta, 2011 EF                      16 vs. Atlanta, 2012 ESF</p> <p><b>GAME</b>                      10 vs. Atlanta, 10/2/12                      9 vs. Phoenix, 10/4/09                      8 vs. Atlanta, 9/22/11                      8 vs. Washington, OT, 9/19/09</p> <p><b>FEWEST BLOCKED SHOTS</b>  <b>SEASON</b>                      0 in 2016                      4 in 2002                      7 in 2006</p> <p><b>SERIES</b>                      2 vs. Connecticut, 2005 EF                      4 vs. New York, 2002 ESF</p> <p><b>GAME</b>                      0 vs. Phoenix, 9/21/16                      0 at New York, 9/23/15                      0 at New York, 9/17/11                      0 at Detroit, OT, 9/21/08</p>	<p><b>MOST PERSONAL FOULS</b>  <b>SEASON</b>                      208 in 2009                      186 in 2015                      170 in 2012                      112 in 2011                      112 in 2007</p> <p><b>SERIES</b>                      111 vs. Phoenix, 2009 Finals                      92 vs. Minnesota, 2015 Finals                      69 vs. Chicago, 2014 EF                      69 vs. Minnesota, 2012 Finals                      66 vs. Detroit, 2008 ESF                      62 vs. Atlanta, 2011 EF</p> <p><b>GAME</b>                      35 at Detroit, 8/19/06                      30 at Phoenix, OT, 9/29/09                      29 at Connecticut, OT, 9/10/05                      28 vs. Phoenix, 9/21/16</p> <p><b>FEWEST PERSONAL FOULS</b>  <b>SEASON</b>                      28 in 2016                      52 in 2002                      54 in 2010                      56 in 2006</p> <p><b>SERIES</b>                      34 vs. New York, 2005 ESF                      36 vs. Washington, 2014 ESF                      42 vs. Atlanta, 2013 EF                      42 vs. Chicago, 2013 ESF                      43 vs. Washington, 2009 ESF</p> <p><b>GAME</b>                      11 at New York, 9/23/15                      12 vs. Atlanta, 10/2/12                      13 at Chicago, 9/21/15                      14 vs. Connecticut, 10/8/12                      14 vs. Atlanta, 9/28/12</p> <p><b>MOST DISQUALIFICATIONS</b>  <b>SEASON</b>                      2 in 2009, 2006, 2005</p> <p><b>SERIES</b>                      2 vs. Phoenix, 2009 Finals                      2 vs. Connecticut, 2005 EF                      2 vs. Detroit, 2006 ESF</p> <p><b>GAME</b>                      2 vs. Connecticut (Tamika Catchings, Deanna Jackson), OT, 9/10/05                      2 vs. Detroit (Ebony Hoffman, Tamika Whitmore), 8/19/06</p> <p><b>MOST TURNOVERS</b>  <b>SEASON</b>                      154 in 2015                      150 in 2009                      146 in 2012</p> <p><b>SERIES</b>                      77 vs. Minnesota, 2015 Finals                      61 vs. Phoenix, 2009 Finals                      59 vs. Atlanta, 2012 ESF                      57 vs. Atlanta, 2011 EF                      56 vs. Minnesota, 2012 Finals</p> <p><b>GAME</b>                      23 at Connecticut, 3OT, 8/23/07                      22 at Minnesota, 10/17/12                      21, three times (most recent vs. Detroit, 9/26/09)</p> <p><b>FEWEST TURNOVERS</b>  <b>SEASON</b>                      11 in 2016                      32 in 2006                      36 in 2005</p> <p><b>SERIES</b>                      15 vs. New York, 2005 ESF                      20 vs. Washington, 2014 ESF                      21 vs. Connecticut, 2005 EF</p> <p><b>GAME</b>                      6 at Chicago, 9/21/15                      6 vs. Chicago, 8/30/14                      6 at New York, 8/30/05                      7 vs. Connecticut, 10/8/12                      7 vs. Detroit, 8/31/07</p>
---	--	---	--	--

## FEVER INDIVIDUAL PLAYOFFS RECORDS

### SEASONS PLAYED

#### CAREER

13 Tamika Catchings, 2002-16  
8 Briann January, 2009 to present  
6 Tully Bevilaqua, 2005-10  
6 Katie Douglas, 2008-13  
6 Ebony Hoffman, 2005-10  
6 Tammy Sutton-Brown, 2007-12  
6 Shavonte Zellous, 2010-15  
5 Jessica Davenport, 2009-13  
5 Erlana Larkins, 2012 to present  
5 Jeanette Pohlen, 2011-13, 2015 to present

### GAMES PLAYED

#### CAREER

68 Tamika Catchings, 2002-16  
44 Briann January, 2009 to present  
38 Shavonte Zellous, 2010-15  
35 Tammy Sutton-Brown, 2007-12  
31 Erlana Larkins, 2012 to present  
29 Katie Douglas, 2008-13  
28 Tully Bevilaqua, 2005-10  
25 Jessica Davenport, 2009-13  
22 Ebony Hoffman, 2005-10  
20 Erin Phillips, 2011-13  
20 Jeanette Pohlen, 2011-13, 2015 to present

### CONSECUTIVE

68 Tamika Catchings, 8/16/02 to 9/21/16  
35 Shavonte Zellous, 9/17/11 to 10/14/15  
32 Tammy Sutton-Brown, 8/23/07 to 10/5/12  
30 Briann January, 9/28/12 to present  
30 Erlana Larkins, 9/28/12 to present  
28 Katie Douglas, 9/18/08 to 10/11/12  
28 Tully Bevilaqua, 8/30/05 to 9/1/10  
20 Erin Phillips, 9/15/11 to 9/29/13  
18 Ebony Hoffman, 9/2/07 to 9/1/10

### SEASON

11 Tamika Catchings, 2015  
11 Marissa Coleman, 2015  
11 Briann January, 2015  
11 Shenise Johnson, 2015  
11 Erlana Larkins, 2015  
11 Shavonte Zellous, 2015  
10 Tully Bevilaqua (2009); Tamika Catchings (2009, 2012); Tamecka Dixon (2009); Katie Douglas (2009); Ebony Hoffman (2009); Briann January (2009, 2012); Erlana Larkins (2012); Jessica Moore (2009); Erin Phillips (2012); Tammy Sutton-Brown (2009); Shavonte Zellous (2012)

### GAMES STARTED

#### CAREER

67 Tamika Catchings, 2002-16  
31 Briann January, 2009 to present  
29 Erlana Larkins, 2012 to present  
29 Tammy Sutton-Brown, 2007-12  
28 Katie Douglas, 2008-13  
28 Tully Bevilaqua, 2005-10  
18 Ebony Hoffman, 2005-10  
17 Marissa Coleman, 2014 to present  
15 Erin Phillips, 2011-13  
15 Shavonte Zellous, 2010-15

### CONSECUTIVE

36 Tamika Catchings, 8/16/02 to 9/25/11  
31 Tamika Catchings, 9/28/12 to 9/21/16  
31 Briann January, 9/28/12 to present  
29 Tammy Sutton-Brown, 8/23/07 to 9/28/12  
28 Katie Douglas, 9/18/08 to 10/11/12  
26 Tully Bevilaqua, 8/30/05 to 9/1/10  
18 Erlana Larkins, 9/30/12 to 9/3/14  
17 Marissa Coleman, 8/21/14 to present  
16 Ebony Hoffman, 9/19/09 to 9/1/10

### SEASON

11 Tamika Catchings, 2015  
11 Marissa Coleman, 2015  
11 Briann January, 2015  
11 Shenise Johnson, 2015  
10 Tamika Catchings, 2009, 2012  
10 Tully Bevilaqua, 2009  
10 Katie Douglas, 2009  
10 Ebony Hoffman, 2009  
10 Briann January, 2012  
10 Erlana Larkins, 2015  
10 Tammy Sutton-Brown, 2009

### MINUTES PLAYED

#### CAREER

2310 Tamika Catchings, 2002-16  
1310 Briann January, 2009 to present  
969 Erlana Larkins, 2012 to present  
925 Shavonte Zellous, 2010-15  
922 Katie Douglas, 2008-13  
849 Tammy Sutton-Brown, 2007-12  
813 Tully Bevilaqua, 2005-10  
580 Ebony Hoffman, 2005-10  
547 Erin Phillips, 2011-13  
463 Marissa Coleman, 2014 to present

### SEASON

361 Katie Douglas, 2009  
359 Tamika Catchings, 2015  
357 Tamika Catchings, 2009  
354 Briann January, 2015  
354 Tamika Catchings, 2012  
341 Briann January, 2012  
335 Shenise Johnson, 2015  
320 Erlana Larkins, 2012  
319 Marissa Coleman, 2015  
311 Erlana Larkins, 2015  
311 Tammy Sutton-Brown, 2009

### SERIES (4 OR 5 GAMES)

187 Katie Douglas vs. Phoenix, 2009 Finals  
177 Tamika Catchings vs. Phoenix, 2009 Finals  
175 Briann January vs. Minnesota, 2015 Finals  
158 Tamika Catchings vs. Minn., 2015 Finals  
155 Ebony Hoffman vs. Phoenix, 2009 Finals  
153 Shenise Johnson vs. Minnesota, 2015 Finals  
150 Tammy Sutton-Brown vs. Pho., 2009 Finals  
147 Marissa Coleman vs. Minn., 2015 Finals  
146 Briann January vs. Minnesota, 2012 Finals  
144 Tamika Catchings vs. Minn., 2012 Finals

### SERIES (2 OR 3 GAMES)

117 Anna DeForge vs. Connecticut, 2007 ESF  
116 Tamika Catchings vs. Connecticut, 2007 ESF  
115 Tully Bevilaqua vs. Connecticut, 2007 ESF  
113 Tamika Catchings vs. Detroit, 2008 ESF  
112 Tamika Catchings vs. Connecticut, 2012 EF  
110 Shavonte Zellous vs. Chicago, 2014 EF  
110 Coquese Washington vs. New York, 2002 ESF

### GAME

46:40 Tamika Catchings at Connecticut, 3OT, 8/23/07  
46:36 Tully Bevilaqua at Connecticut, 3OT, 8/23/07  
46:26 Anna DeForge at Connecticut, 3OT, 8/23/07  
45:22 Tamika Catchings at Chicago, 2OT, 9/1/14  
45:10 Erlana Larkins at Chicago, 2OT, 9/1/14  
44:31 Shavonte Zellous at Chicago, 2OT, 9/1/14  
44 Tamika Catchings at Connecticut, OT, 9/10/05  
44 Kelly Miller at Connecticut, OT, 9/10/05



The Eastern Conference Champions in 2009, the Fever beat Detroit to end three straight years of playoff elimination by the Shock. The championship game at Bankers Life Fieldhouse wound up being the Shock's final game before moving its franchise to Tulsa. **STANDING:** Briann January, Tammy Sutton-Brown, Shay Murphy, Tamecka Dixon, Katie Douglas, Jessica Davenport, Ebony Hoffman, Christina Wirth and Jessica Moore. **KNEELING:** Tully Bevilaqua and Tamika Catchings.

# FEVER INDIVIDUAL PLAYOFFS RECORDS

<b>POINTS</b>	<b>SEASON</b>	<b>GAME</b>	<b>3-POINT FG PERCENTAGE</b>
<b>CAREER</b>		<b>MINIMUM 6 FGA</b>	<b>CAREER</b>
1141 Tamika Catchings, 2002-16	58 Tamika Catchings, 2015	.875 Erlana Larkins (7-8) at Chicago, 9/21/15	<b>MINIMUM 2 YEARS AND 15 3FGA</b>
471 Briann January, 2009 to present	57 Shenise Johnson, 2015	.857 Ebony Hoffman (12-14) at Phoenix, ot, 9/29/09	.500 Tamika Whitmore (15-30), 2006-07
423 Katie Douglas, 2008-13	56 Tamika Catchings, 2012	.857 Ebony Hoffman (6-7) vs. Phoenix, 10/4/09	.404 Erin Phillips (19-47), 2011-13
368 Shavonte Zellous, 2010-15	56 Tamika Catchings, 2009	.857 Sheri Sam (6-7) vs. Connecticut, ot, 8/27/07	.390 Marissa Coleman (30-77), 2014 to present
339 Tammy Sutton-Brown, 2007-12	56 Tammy Sutton-Brown, 2009		<b>SEASON</b>
278 Erlana Larkins, 2012 to present	51 Katie Douglas, 2009		<b>MINIMUM 10 3FGA</b>
208 Ebony Hoffman, 2005-10	48 Marissa Coleman, 2015		.565 Tamika Whitmore (13-23), 2007
185 Marissa Coleman, 2014 to present	47 Ebony Hoffman, 2009		.529 Kelly Miller (9-17), 2005
169 Tully Bevilacqua, 2005-10	46 Briann January, 2012		.517 Erin Phillips (15-29), 2012
162 Erin Phillips, 2011-13	44 Briann January, 2015		.469 Tamika Catchings (15-32), 2015
<b>SEASON</b>	<b>SERIES (4 OR 5 GAMES)</b>	<b>3-POINT FG MADE</b>	.436 Katie Douglas (17-39), 2011
190 Tamika Catchings, 2012	33 Ebony Hoffman vs. Phoenix, 2009 Finals	<b>CAREER</b>	
179 Tamika Catchings, 2015	30 Tamika Catchings vs. Phoenix, 2009 Finals	81 Tamika Catchings, 2002-16	
172 Tamika Catchings, 2009	30 Tammy Sutton-Brown vs. Pho., 2009 Finals	50 Katie Douglas, 2008-13	
155 Katie Douglas, 2009	27 Tamika Catchings vs. Minn., 2012 Finals	36 Briann January, 2009 to present	
143 Tammy Sutton-Brown, 2009	27 Katie Douglas vs. Phoenix, 2009 Finals	34 Tully Bevilacqua, 2005-10	
136 Shenise Johnson, 2015	26 Briann January vs. Minn., 2015 Finals	30 Marissa Coleman, 2014 to present	
131 Marissa Coleman, 2015	<b>SERIES (2 OR 3 GAMES)</b>	28 Shavonte Zellous, 2010-15	
124 Briann January, 2015	28 Anna DeForge vs. Connecticut, 2007 ESF	19 Erin Phillips, 2011-13	
119 Ebony Hoffman, 2009	23 Katie Douglas vs. New York, 2011 ESF	16 Anna DeForge, 2006-07	
118 Katie Douglas, 2011	22 Tamika Whitmore vs. Connecticut, 2007 ESF	15 Tamika Whitmore, 2006-07	
<b>SERIES (4 OR 5 GAMES)</b>	<b>GAME</b>	<b>SEASON</b>	
89 Tamika Catchings vs. Minn., 2012 Finals	15 Tamika Whitmore at Detroit, 8/19/06	21 Marissa Coleman, 2015	
82 Ebony Hoffman vs. Phoenix, 2009 Finals	12 Katie Douglas at Phoenix, OT, 9/29/09	18 Katie Douglas, 2009	
81 Tamika Catchings vs. Phoenix, 2009 Finals	12 Ebony Hoffman at Phoenix, OT, 9/29/09	17 Tamika Catchings, 2012	
<b>SERIES (2 OR 3 GAMES)</b>	12 Anna DeForge at Connecticut, 8/23/07	17 Katie Douglas, 2011	
75 Anna DeForge vs. Connecticut, 2007 ESF		15 Tamika Catchings, 2015	
70 Tamika Catchings vs. Chicago, 2015 ESF		15 Erin Phillips, 2012	
66 Katie Douglas vs. New York, 2011 ESF		13 Tamika Whitmore, 2007	
61 Tamika Catchings vs. Detroit, 2008 ESF		12 Briann January, 2009	
61 Tamika Catchings vs. New York, 2002 ESF		11 Katie Douglas, 2012	
<b>GAME</b>	<b>MOST FG ATTEMPTED</b>	11 Anna DeForge, 2007	
41 Tamika Whitmore at Detroit, 8/19/06	<b>CAREER</b>	<b>SERIES (4 OR 5 GAMES)</b>	
31 Anna DeForge at Connecticut, 3OT, 8/23/07	887 Tamika Catchings, 2002-16	10 Katie Douglas vs. Phoenix, 2009 Finals	
30 Shavonte Zellous vs. Minnesota, 10/19/12	409 Briann January, 2009 to present	9 Briann January vs. Phoenix, 2009 Finals	
30 Katie Douglas at Phoenix, OT, 9/29/09	358 Katie Douglas, 2008-13	8 Tamika Catchings vs. Minn., 2012 Finals	
30 Tamika Catchings vs. Connecticut, OT, 8/27/07	316 Shavonte Zellous, 2010-15	<b>SERIES (2 OR 3 GAMES)</b>	
29 Tamika Catchings vs. New York, 8/16/02	256 Tammy Sutton-Brown, 2007-12	9 Katie Douglas vs. New York, 2011 ESF	
27 Tamika Catchings at Chicago, 9/21/15	203 Erlana Larkins, 2012 to present	9 Tamika Whitmore vs. Connecticut, 2007 ESF	
27 Tamika Catchings at Minnesota, 10/17/12	175 Ebony Hoffman, 2005-10	8 Katie Douglas vs. Atlanta, 2011 EF	
27 Katie Douglas at Connecticut, 10/5/12	170 Tully Bevilacqua, 2005-10	8 Tamika Catchings vs. New York, 2002 ESF	
27 Ebony Hoffman at Phoenix, OT, 9/29/09	167 Marissa Coleman, 2014 to present	<b>GAME</b>	
27 Tamika Catchings at Detroit, OT, 9/21/08	136 Erin Phillips, 2011-13	5 Marissa Coleman at New York, 9/29/15	
<b>HALF</b>	<b>SEASON</b>	5 Marissa Coleman at Chicago, 9/21/15	
25 Tamika Whitmore at Detroit (2nd), 8/19/06	149 Tamika Catchings, 2012	5 Katie Douglas at Connecticut, 10/5/12	
20 Tamika Catchings at Atlanta (2nd), 9/30/12	141 Katie Douglas, 2009	5 Katie Douglas at Atlanta, 9/25/11	
18 Tamika Catchings vs. Washington (2nd), 8/21/14	134 Tamika Catchings, 2015	5 Tangelia Smith vs. Atlanta, 9/22/11	
18 Tamika Catchings vs. New York (2nd), 8/16/02	122 Tamika Catchings, 2009	4 seven times (last: Tamika Catchings at Minnesota, 10/14/15)	
18 Tamika Catchings vs. Connecticut (2nd), 8/27/07	119 Marissa Coleman, 2015	<b>3-POINT FG ATTEMPTED</b>	
<b>QUARTER</b>	114 Shenise Johnson, 2015	<b>CAREER</b>	
18 Tamika Catchings at Atlanta (4th), 9/30/12	108 Briann January, 2015	247 Tamika Catchings, 2002-16	
15 Tamika Whitmore at Detroit (3rd), 8/19/06	106 Tammy Sutton-Brown, 2009	145 Katie Douglas, 2008-13	
14 Tamika Catchings vs. Washington (4th), 8/21/14	94 Katie Douglas, 2011	104 Tully Bevilacqua, 2005-10	
14 Tammy Sutton-Brown at Phoenix (1st), 10/9/09	<b>SERIES (4 OR 5 GAMES)</b>	111 Briann January, 2009 to present	
<b>OVERTIME</b>	73 Katie Douglas vs. Phoenix, 2009 Finals	90 Shavonte Zellous, 2010-15	
9 Tamika Catchings at Washington, 8/23/14	66 Tamika Catchings vs. Phoenix, 2009 Finals	77 Marissa Coleman, 2014 to present	
8 Katie Douglas at Phoenix, 9/29/09	63 Briann January vs. Minnesota, 2015 Finals	47 Erin Phillips, 2011-13	
7 Tamika Whitmore at Connecticut (3rd), 3OT, 8/23/07	63 Tamika Catchings vs. Minn., 2012 Finals	36 Anna DeForge, 2006-07	
<b>MOST FG MADE</b>	<b>SERIES (2 OR 3 GAMES)</b>	36 Shenise Johnson, 2015 to present	
<b>CAREER</b>	55 Tamika Whitmore vs. Connecticut, 2007 ESF	34 Ebony Hoffman, 2005-10	
352 Tamika Catchings, 2002-16	49 Katie Douglas vs. New York, 2011 ESF	<b>SEASON</b>	
158 Briann January, 2009 to present	49 Anna DeForge vs. Connecticut, 2007 ESF	58 Katie Douglas, 2009	
144 Katie Douglas, 2008-13	48 Shavonte Zellous vs. Chicago, 2014 EF	52 Tamika Catchings, 2012	
132 Shavonte Zellous, 2010-15	<b>GAME</b>	51 Marissa Coleman, 2015	
120 Tammy Sutton-Brown, 2007-12	25 Tamika Whitmore at Detroit, 8/19/06	39 Katie Douglas, 2011	
112 Erlana Larkins, 2012 to present	22 Tamika Catchings at Chicago, 2OT, 9/1/14	36 Tamika Catchings, 2009	
84 Ebony Hoffman, 2005-10	22 Anna DeForge at Connecticut, 3OT, 8/23/07	32 Tamika Catchings, 2015	
68 Marissa Coleman, 2014 to present	21 Tamika Catchings vs. New York, 9/27/15	32 Tully Bevilacqua, 2009	
60 Shenise Johnson, 2015 to present	21 Shavonte Zellous at Chicago, 2OT, 9/1/14	<b>SERIES (4 OR 5 GAMES)</b>	
60 Erin Phillips, 2011-13	21 Katie Douglas at Phoenix, OT, 9/29/09	35 Katie Douglas vs. Phoenix, 2009 Finals	
		24 Tamika Catchings vs. Minn., 2012 Finals	
		22 Shavonte Zellous vs. Minnesota, 2012 Finals	
		<b>SERIES (2 OR 3 GAMES)</b>	
		22 Katie Douglas vs. New York, 2011 ESF	
		21 Tamika Catchings vs. New York, 2002 ESF	
		19 Shavonte Zellous vs. Chicago, 2014 EF	
		18 Marissa Coleman vs. Chicago, 2015 ESF	
		18 Tully Bevilacqua vs. Detroit, 2008 ESF	
		<b>GAME</b>	
		11 Anna DeForge at Connecticut, 3OT, 8/23/07	
		10 Tamika Catchings at Minnesota, 10/14/12	
		10 Katie Douglas at Connecticut, 10/5/12	
		10 Katie Douglas at New York, 9/17/11	

# FEVER INDIVIDUAL PLAYOFFS RECORDS

## **MOST FT ATTEMPTED**

**CAREER**

417	Tamika Catchings, 2002-16
138	Tammy Sutton-Brown, 2007-12
137	Briann January, 2009 to present
106	Katie Douglas, 2008-13
95	Shavonte Zellous, 2010-15
67	Erlana Larkins, 2012 to present
38	Ebony Hoffman, 2005-10
36	Tully Bevilacqua, 2005-10
29	Karima Christmas, 2012-14
29	Erin Phillips, 2011-13

**SEASON**

68	Tamika Catchings, 2012
60	Tamika Catchings, 2009
56	Tamika Catchings, 2015
45	Tammy Sutton-Brown, 2009
43	Katie Douglas, 2009
41	Tamika Catchings, 2007
40	Tamika Catchings, 2014
40	Briann January, 2009

**SERIES (4 OR 5 GAMES)**

28	Tamika Catchings vs. Minn., 2012 Finals
25	Tammy Sutton-Brown vs. Pho., 2009 Finals
22	Tamika Catchings vs. Phoenix, 2009 Finals

**SERIES (2 OR 3 GAMES)**

30	Tamika Catchings vs. Detroit, 2008 ESF
27	Tamika Catchings vs. Chicago, 2015 ESF
24	Tamika Catchings vs. Washington, 2014 ESF
24	Tamika Catchings vs. Atlanta, 2012 ESF
24	Tamika Catchings vs. Connecticut, 2007 ESF

**GAME**

17	Tamika Catchings vs. Connecticut, OT, 8/27/07
15	Tamika Catchings at Detroit, OT, 9/21/08
14	Tammy Sutton-Brown at Detroit, OT, 9/21/08
14	Tamika Catchings vs. Washington, 8/21/14

## **FT PERCENTAGE**

**CAREER**

**MINIMUM 2 YEARS AND 25 FTA**

.869	Briann January (119-137), 2009 to present
.854	Tamika Catchings (356-417), 2002-16
.808	Tamika Whitmore (21-26), 2006-07
.806	Erlana Larkins (54-67), 2012 to present
.802	Katie Douglas (85-106), 2008-13

**SEASON**

**MINIMUM 20 FTA**

1.000	Anna DeForge (20-20), 2007
.952	Tammy Sutton-Brown (20-21), 2008
.933	Briann January (28-30), 2015
.933	Tamika Catchings (28-30), 2008
.900	Tamika Catchings (36-40), 2014
.900	Briann January (18-20), 2012

**GAME**

**MINIMUM 10 FTA**

1.000	Tamika Catchings (14-14) vs. Washington, 8/21/14
1.000	Tammy Sutton-Brown (10-10) vs. New York, 9/15/11
1.000	Tamika Whitmore (10-10) at Detroit, 8/19/06
.941	Tamika Catchings (16-17) vs. Connecticut, 8/27/07
.933	Tamika Catchings (14-15) at Detroit, 9/21/08

## **REBOUNDS**

**CAREER**

598	Tamika Catchings, 2002-16
287	Erlana Larkins, 2012 to present
168	Tammy Sutton-Brown, 2007-12
102	Shavonte Zellous, 2010-15
102	Ebony Hoffman, 2005-10
101	Briann January, 2009 to present
95	Katie Douglas, 2008-13
66	Jessica Davenport, 2009-13
63	Tully Bevilacqua, 2005-10
55	Karima Christmas, 2012-14

**SEASON**

109	Erlana Larkins, 2012
104	Tamika Catchings, 2009
85	Tamika Catchings, 2012
79	Erlana Larkins, 2015
76	Tamika Catchings, 2015
66	Tamika Catchings, 2007
56	Tammy Sutton-Brown, 2009
52	Erlana Larkins, 2014
50	Shenise Johnson, 2015
50	Tamika Catchings, 2011

**SERIES (4 OR 5 GAMES)**

48	Erlana Larkins vs. Minnesota, 2012 Finals
48	Tamika Catchings vs. Phoenix, 2009 Finals
40	Tamika Catchings vs. Minn., 2015 Finals
36	Erlana Larkins vs. Minnesota, 2015 Finals
27	Ebony Hoffman vs. Phoenix, 2009 Finals

**SERIES (2 OR 3 GAMES)**

46	Tamika Catchings vs. Connecticut, 2007 ESF
35	Tamika Catchings vs. Atlanta, 2012 ESF
32	Erlana Larkins vs. Atlanta, 2012 ESF
32	Tamika Catchings vs. New York, 2002 ESF

**GAME**

20	Erlana Larkins vs. Atlanta, 10/2/12
20	Tamika Catchings at Connecticut, 3OT, 8/23/07
16	Tamika Catchings vs. Washington, OT, 9/19/09
15	Erlana Larkins vs. Minnesota, 10/19/12
15	Erlana Larkins at Minnesota, 10/14/12

## **OFFENSIVE REBOUNDS**

**CAREER**

149	Tamika Catchings, 2002-16
123	Erlana Larkins, 2012 to present
54	Tammy Sutton-Brown, 2007-12
34	Katie Douglas, 2008-13
30	Karima Christmas, 2012-14
29	Shavonte Zellous, 2010-15
25	Ebony Hoffman, 2005-10
22	Briann January, 2009 to present
22	Jessica Davenport, 2009-13
15	Tully Bevilacqua, 2005-10
15	Shenise Johnson, 2015 to present
15	Sheri Sam, 2007

**SEASON**

49	Erlana Larkins, 2012
34	Erlana Larkins, 2015
24	Tamika Catchings, 2009
23	Erlana Larkins, 2014
19	Tamika Catchings, 2011
18	Tamika Catchings, 2012
17	Tamika Catchings, 2015
17	Tammy Sutton-Brown, 2011
15	Karima Christmas, 2014
15	Tammy Sutton-Brown, 2009
15	Sheri Sam, 2007

**SERIES (4 OR 5 GAMES)**

22	Erlana Larkins vs. Minnesota, 2012 Finals
18	Erlana Larkins vs. Minnesota, 2015 Finals
10	Tamika Catchings vs. Minn., 2015 Finals

**SERIES (2 OR 3 GAMES)**

15	Erlana Larkins vs. Atlanta, 2012 ESF
13	Erlana Larkins vs. Chicago, 2015 ESF
12	Karima Christmas vs. Chicago, 2014 EF
12	Erlana Larkins vs. Chicago, 2014 EF
12	Erlana Larkins vs. Connecticut, 2012 ESF
12	Tamika Catchings vs. Atlanta, 2012 ESF
12	Tamika Catchings vs. New York, 2002 ESF

**GAME**

9	Erlana Larkins vs. Atlanta, 10/2/12
8	Erlana Larkins vs. Minnesota, 10/19/12
7	Erlana Larkins at Minnesota, 10/14/12
7	Natalie Williams at Connecticut, OT, 9/10/05

## **DEFENSIVE REBOUNDS**

**CAREER**

449	Tamika Catchings, 2002-16
164	Erlana Larkins, 2012 to present
114	Tammy Sutton-Brown, 2007-12
79	Briann January, 2009 to present
77	Ebony Hoffman, 2005-10
73	Shavonte Zellous, 2010-15
61	Katie Douglas, 2008-13
48	Tully Bevilacqua, 2005-10
44	Jessica Davenport, 2009-13
39	Shenise Johnson, 2015 to present

**SEASON**

80	Tamika Catchings, 2009
67	Tamika Catchings, 2012
60	Erlana Larkins, 2012
59	Tamika Catchings, 2015
54	Tamika Catchings, 2007
45	Erlana Larkins, 2015
41	Tammy Sutton-Brown, 2009
37	Ebony Hoffman, 2009
36	Shenise Johnson, 2015

**SERIES (4 OR 5 GAMES)**

41	Tamika Catchings vs. Phoenix, 2009 Finals
30	Tamika Catchings vs. Minn., 2015 Finals
26	Erlana Larkins vs. Minnesota, 2012 Finals
24	Ebony Hoffman vs. Phoenix, 2009 Finals

**SERIES (2 OR 3 GAMES)**

38	Tamika Catchings vs. Connecticut, 2007 ESF
23	Tamika Catchings vs. Atlanta, 2012 ESF
22	Tamika Catchings vs. Connecticut, 2012 ESF

**GAME**

18	Tamika Catchings at Connecticut, 3OT, 8/23/07
12	Erlana Larkins at Atlanta, 9/26/13
12	Tamika Catchings vs. Chicago, 9/22/13
12	Tamika Catchings at Connecticut, 10/11/12
12	Tamika Catchings vs. Phoenix, 10/4/09
11	seven times (last: Erlana Larkins vs. Chicago, 9/22/13)

## **ASSISTS**

**CAREER**

223	Tamika Catchings, 2002-16
173	Briann January, 2009 to present
82	Katie Douglas, 2008-13
63	Tully Bevilacqua, 2005-10
60	Shavonte Zellous, 2010-15
42	Erlana Larkins, 2012 to present
39	Erin Phillips, 2011-13

**SEASON**

55	Briann January, 2015
54	Tamika Catchings, 2009
40	Katie Douglas, 2009
38	Briann January, 2012
31	Tamika Catchings, 2012
30	Briann January, 2009
29	Tamika Catchings, 2015
21	Briann January, 2014
20	Tully Bevilacqua, 2009
19	Tully Bevilacqua, 2007
19	Tamika Catchings, 2007

**SERIES (4 OR 5 GAMES)**

33	Tamika Catchings vs. Phoenix, 2009 Finals
27	Briann January vs. Minnesota, 2015 Finals
25	Katie Douglas vs. Phoenix, 2009 Finals
16	Briann January vs. Phoenix, 2009 Finals

**SERIES (2 OR 3 GAMES)**

18	Tamika Catchings vs. Detroit, 2008 ESF
15	Briann January vs. Chicago, 2015 ESF
15	Briann January vs. Atlanta, 2012 ESF
15	Tamika Catchings vs. Connecticut, 2007 ESF
14	Coquese Washington vs. New York, 2002 ESF

**GAME**

11	Tamika Catchings at Phoenix, 10/1/09
9	Briann January vs. Phoenix, 9/21/16
9	Katie Douglas at Phoenix, 10/9/09
8	six times (last: Briann January vs. Minnesota, 10/9/15)

## **STEALS**

**CAREER**

152	Tamika Catchings, 2002-16
47	Briann January, 2009 to present
36	Tully Bevilacqua, 2005-10
34	Katie Douglas, 2008-13
25	Erlana Larkins, 2012 to present
23	Ebony Hoffman, 2005-10
22	Shavonte Zellous, 2010-15
22	Tammy Sutton-Brown, 2007-12

**SEASON**

33	Tamika Catchings, 2009
23	Tamika Catchings, 2012
22	Tamika Catchings, 2015
16	Briann January, 2012
15	Briann January, 2015
14	Katie Douglas, 2009
13	Tamika Catchings, 2014
13	Tamika Catchings, 2011
13	Tamika Catchings, 2007
12	Marissa Coleman, 2015
12	Tully Bevilacqua, 2009

**SERIES (4 OR 5 GAMES)**

16	Tamika Catchings vs. Phoenix, 2009 Finals
11	Tamika Catchings vs. Minn., 2015 Finals
8	Tamika Catchings vs. Minn., 2012 Finals

**SERIES (2 OR 3 GAMES)**

12	Tamika Catchings vs. Detroit, 2009 EF
9	Tamika Catchings vs. Washington, 2014 ESF
9	Tamika Catchings vs. New York, 2010 ESF
8	Tamika Catchings vs. Atlanta, 2012 ESF
8	Tamika Catchings vs. Detroit, 2007 EF

**GAME**

7	Tamika Catchings vs. Washington, 8/21/14
6	Briann January at New York, 9/29/15
6	Tamika Catchings vs. Detroit, 9/25/09
5	Erin Phillips vs. New York, 9/19/11
5	Tamika Catchings at Phoenix, 10/9/09
5	Katie Douglas vs. Detroit, 9/25/09

## **BLOCKED SHOTS**

**CAREER**

62	Tamika Catchings, 2002-16
44	Tammy Sutton-Brown, 2007-12
24	Shavonte Zellous, 2010-15
23	Erlana Larkins, 2012 to present
18	Jessica Davenport, 2009-13
15	Ebony Hoffman, 2005-10
10	Briann January, 2009 to present
10	Katie Douglas, 2008-13

**SEASON**

18	Tamika Catchings, 2012
14	Tamika Catchings, 2009
14	Tammy Sutton-Brown, 2009
12	Tammy Sutton-Brown, 2007
11	Tammy Sutton-Brown, 2011
11	Tamika Catchings, 2015
8	Erlana Larkins, 2012
8	Shavonte Zellous, 2012
8	Jessica Davenport, 2009

**SERIES (4 OR 5 GAMES)**

9	Tamika Catchings vs. Minnesota, 2012 Finals
8	Tamika Catchings vs. Phoenix, 2009 Finals
7	Jessica Davenport vs. Phoenix, 2009 Finals

**SERIES (2 OR 3 GAMES)**

10	Tammy Sutton-Brown vs. Detroit, 2007 EF
7	Tammy Sutton-Brown vs. Atlanta, 2011 EF
6	Tammy Sutton-Brown vs. Washington, 2009 ESF

**GAME**

6	Tammy Sutton-Brown vs. Detroit, 8/31/07
4	Tamika Catchings vs. Minnesota, 10/14/12
4	Tamika Catchings vs. Atlanta, 10/2/12
4	Tangela Smith vs. Atlanta, 9/22/11
4	Tamika Catchings vs. Washington, OT, 9/19/09
4	Tammy Sutton-Brown vs. Washington, OT, 9/19/09

## FEVER INDIVIDUAL PLAYOFFS RECORDS

### PERSONAL FOULS

#### CAREER

- 193 Tamika Catchings, 2002-16
- 117 Briann January, 2009 to present
- 102 Shavonte Zellous, 2010-15
- 92 Erlana Larkins, 2012 to present
- 86 Tammy Sutton-Brown, 2007-12
- 74 Tully Bevilaqua, 2005-10
- 72 Ebony Hoffman, 2005-10
- 47 Katie Douglas, 2008-13
- 41 Marissa Coleman, 2014 to present
- 41 Erin Phillips, 2011-13

#### SEASON

- 38 Ebony Hoffman, 2009
- 34 Tamika Catchings, 2009
- 32 Briann January, 2012
- 30 Erlana Larkins, 2015
- 30 Tammy Sutton-Brown, 2009
- 29 Shavonte Zellous, 2015
- 29 Tamika Catchings, 2012
- 28 Tamika Catchings, 2015
- 27 Briann January, 2015
- 27 Shavonte Zellous, 2012

#### SERIES (4 OR 5 GAMES)

- 22 Ebony Hoffman vs. Phoenix, 2009 Finals
- 19 Shavonte Zellous vs. Minnesota, 2015 Finals
- 18 Tamika Catchings vs. Phoenix, 2009 Finals
- 16 Erlana Larkins vs. Minnesota, 2015 Finals
- 15 Jessica Moore vs. Phoenix, 2009 Finals

#### SERIES (2 OR 3 GAMES)

- 15 Erlana Larkins vs. Chicago, 2014 EF
- 13 Tammy Sutton-Brown vs. Detroit, 2007 EF
- 12 Briann January vs. Atlanta, 2012 ESF
- 12 Tamika Catchings vs. Detroit, 2008 ESF
- 12 Tammy Sutton-Brown vs. Detroit, 2008 ESF
- 12 Sheri Sam vs. Connecticut, 2007 ESF

### TURNOVERS

#### CAREER

- 179 Tamika Catchings, 2002-16
- 100 Briann January, 2009 to present
- 71 Tammy Sutton-Brown, 2007-12
- 57 Erlana Larkins, 2012 to present
- 56 Katie Douglas, 2008-13
- 42 Shavonte Zellous, 2010-15
- 35 Tully Bevilaqua, 2005-10
- 31 Erin Phillips, 2011-13
- 29 Karima Christmas, 2012-14
- 29 Ebony Hoffman, 2005-10

#### SEASON

- 34 Tamika Catchings, 2009
- 30 Briann January, 2015
- 30 Briann January, 2012
- 30 Tammy Sutton-Brown, 2009
- 29 Tamika Catchings, 2015
- 27 Tamika Catchings, 2012
- 20 Erlana Larkins, 2015

#### SERIES (4 OR 5 GAMES)

- 19 Tamika Catchings vs. Minn., 2015 Finals
- 19 Briann January vs. Minnesota, 2015 Finals
- 14 Tamika Catchings vs. Phoenix, 2009 Finals
- 14 Tammy Sutton-Brown vs. Pho., 2009 Finals

#### SERIES (2 OR 3 GAMES)

- 14 Tamika Catchings vs. Detroit, 2009 EF
- 14 Olympia Scott vs. New York, 2002 ESF
- 14 Tamika Whitmore vs. Connecticut, 2007 ESF

#### GAME

- 8 Olympia Scott at New York, 8/20/02



*Tamika Whitmore's 41 points for Indiana in a 98-83 playoff loss at Detroit, 8/19/06, was a WNBA Playoff record until 2010. Whitmore made 15-of-22 shots and added 10 rebounds in what was one of the greatest playoff performances in league history. Pacing the Fever while Tamika Catchings was lost for the second half due to a concussion, Whitmore scored 25 points in the second half, including 15 in the third quarter.*



*Shavonte Zellous' 30 points in Game 3 of the 2012 WNBA Finals matched the third-highest scoring output in Indiana playoff history. Zellous hit 10-of-17 shots in the game while staking the Fever to a stunning 37-point third-quarter advantage (70-33), which is the largest lead in Finals history. Zellous shot 18-of-18 from the FT line during the series and closed the 2012 campaign with 19 straight free throws made.*



*Erlana Larkins established a new Fever record with 109 rebounds during the 2012 playoffs. She matched a league standard with nine offensive rebounds and grabbed 20 boards overall in Game 3 of the East Semis to match Tamika Catchings' mark which is second in league playoffs history. She twice registered 15 rebounds in the Finals, which fell one shy of the single-game mark in a championship series.*

## FEVER TOP SCORING PERFORMANCES IN PLAYOFFS

PLAYER	FG-A	3FG-A	FT-A	TP	PLAYER	FG-A	3FG-A	FT-A	TP
Tamika Whitmore at Detroit, 8/19/06.....	15-25	1-4	4-4	41	Shenise Johnson at Chicago, 9/21/15.....	10-15	2-4	0-0	22
Shavonte Zellous vs. Minnesota, 10/19/12.....	10-17	3-6	7-7	30	Tamika Catchings vs. Chicago, 9/19/15.....	6-12	1-3	9-10	22
Katie Douglas at Phoenix, 9/29/09.....	12-21	4-7	2-2	30	Tamika Catchings vs. Washington, 8/21/14.....	4-15	0-1	14-14	22
Tamika Catchings at Detroit, 9/2/07.....	6-13	2-2	16-17	30	Tamika Catchings at Connecticut, 10/11/12.....	7-16	2-5	6-6	22
Tamika Catchings vs. Connecticut, 8/27/07.....	6-13	2-2	16-17	30	Tammy Sutton-Brown at Phoenix, 10/9/09.....	8-13	0-0	6-9	22
Tamika Catchings vs. New York, 8/16/02.....	11-19	4-8	3-4	29	Tamika Catchings vs. Detroit, 8/31/07.....	5-15	2-8	10-13	22
Tamika Catchings at Chicago, 9/21/15.....	8-16	3-7	8-8	27	Tamika Catchings at Chicago, 9/17/15.....	6-12	3-6	6-9	21
Tamika Catchings at Minnesota, 10/17/12.....	9-14	3-5	6-7	27	Tamika Catchings at Atlanta, 9/26/13.....	6-12	2-3	7-10	21
Katie Douglas at Connecticut, 10/5/12.....	11-19	5-10	0-0	27	Tamika Catchings vs. Connecticut, 10/8/12.....	7-16	2-4	5-6	21
Ebony Hoffman at Phoenix, 9/29/09.....	12-14	2-2	1-1	27	Katie Douglas vs. New York, 9/19/11.....	7-15	2-5	5-6	21
Tamika Catchings at Detroit, 9/21/08.....	5-11	3-5	14-15	27	Tamika Catchings at New York, 9/1/10.....	8-18	2-5	3-4	21
Tamika Catchings at Washington, 8/23/14.....	8-16	1-2	9-10	26	Tamika Catchings at Connecticut, 9/10/05.....	8-18	1-2	4-4	21
Anna DeForge vs. Connecticut, 8/25/07.....	8-11	2-3	8-8	26	Shavonte Zellous at Chicago, 9/1/14.....	7-21	2-8	4-4	20
Tamika Catchings vs. New York, 9/27/15.....	11-21	1-3	2-4	25	Shavonte Zellous at Chicago, 9/20/13.....	7-11	3-3	3-3	20
Tamika Catchings vs. Minnesota, 10/21/12.....	7-16	2-5	9-9	25	Tamika Catchings at Minnesota, 10/14/12.....	6-20	2-10	6-6	20
Tamika Catchings at Atlanta, 9/30/12.....	6-17	3-7	10-12	25	Katie Douglas at New York, 9/17/11.....	7-16	3-10	3-3	20
Katie Douglas at Atlanta, 9/25/11.....	8-15	5-6	4-4	25	Tammy Sutton-Brown at Detroit, 9/23/08.....	8-12	0-0	4-4	20
Tangela Smith vs. Atlanta, 9/22/11.....	9-15	5-7	2-2	25	Tamika Catchings at New York, 8/18/02.....	7-14	1-5	5-5	20
Katie Douglas vs. New York, 9/15/11.....	9-18	4-7	3-4	25					
Tamika Catchings vs. Atlanta, 9/29/13.....	6-13	3-6	9-10	24					
Katie Douglas vs. Connecticut, 10/8/12.....	9-19	1-6	5-6	24					
Katie Douglas vs. Atlanta, 10/2/12.....	9-19	3-6	3-3	24					
Briann January at Atlanta, 9/30/12.....	10-17	1-1	3-3	24					
Katie Douglas at New York, 9/1/10.....	8-13	3-6	5-5	24					
Tamika Catchings vs. Phoenix, 10/7/09.....	11-17	0-2	2-2	24					
Tamika Whitmore at Detroit, 9/2/07.....	9-22	4-7	2-3	24					
Tamika Whitmore vs. Connecticut, 8/27/07.....	9-22	4-7	2-3	24					

## FEVER DOUBLE-DOUBLE PERFORMANCES IN PLAYOFFS

<b>2016 (1)</b> Tamika Catchings vs. Phoenix, 9/21/16 (13 points, 10 rebounds)	Tamika Catchings at Atlanta, 9/30/12 (25 points, 13 rebounds) Tamika Catchings vs. Atlanta, 9/28/12 (10 points, 11 rebounds)	Tamika Whitmore at Connecticut, 8/23/07 (24 points, 14 rebounds) Tamika Catchings at Connecticut, 8/23/07 (14 points, 20 rebounds)
<b>2015 (2)</b> Tamika Catchings at Minnesota, 10/14/15 (18 points, 11 rebounds) Tamika Catchings vs. Minnesota, 10/9/15 (10 points, 10 rebounds)	<b>2011 (1)</b> Tamika Catchings vs. Atlanta, 9/22/11 (12 points, 13 rebounds)	<b>2006 (1)</b> Tamika Whitmore at Detroit, 8/19/06 (41 points, 10 rebounds)
<b>2014 (4)</b> Tamika Catchings at Chicago, 9/1/14 (16 points, 14 rebounds) Erlana Larkins at Chicago, 9/1/14 (15 points, 11 rebounds) Tamika Catchings at Washington, 8/23/14 (26 points, 11 rebounds) Tamika Catchings vs. Washington, 8/21/14 (22 points, 10 rebounds)	<b>2010 (1)</b> Tamika Catchings vs. New York, 8/29/10 (17 points, 13 rebounds)	<b>2005 (4)</b> Natalie Williams at Connecticut, 9/10/05 (17 points, 11 rebounds) Natalie Williams vs. New York, 9/1/05 (13 points, 10 rebounds) Tamika Catchings vs. New York, 9/1/05 (19 points, 12 rebounds) Tamika Catchings at New York, 8/30/05 (19 points, 12 rebounds)
<b>2013 (4)</b> Erlana Larkins at Atlanta, 9/26/13 (15 points, 12 rebounds) Tamika Catchings vs. Chicago, 9/22/13 (18 points, 12 rebounds) Erlana Larkins vs. Chicago, 9/22/13 (14 points, 11 rebounds) Erlana Larkins at Chicago, 9/20/13 (12 points, 11 rebounds)	<b>2009 (3)</b> Tamika Catchings vs. Phoenix, 10/7/09 (24 points, 12 rebounds) Tamika Catchings vs. Phoenix, 10/4/09 (14 points, 12 rebounds) * Tamika Catchings at Phoenix, 10/1/09 (19 points, 11 assists)	<b>2002 (2)</b> Tamika Catchings at New York, 8/18/02 (20 points, 14 rebounds) Tamika Catchings vs. New York, 8/16/02 (29 points, 11 rebounds)
<b>2012 (7)</b> Erlana Larkins vs. Minnesota, 10/19/12 (10 points, 15 rebounds) Erlana Larkins at Minnesota, 10/14/12 (16 points, 15 rebounds) Tamika Catchings at Connecticut, 10/11/12 (22 points, 13 rebounds) Erlana Larkins vs. Atlanta, 10/2/12 (16 points, 20 rebounds) Tamika Catchings vs. Atlanta, 10/2/12 (16 points, 11 rebounds)	<b>2008 (2)</b> Tamika Catchings at Detroit, 9/21/08 (27 points, 10 rebounds) Ebony Hoffman at Detroit, 9/21/08 (15 points, 12 rebounds)	<i>* indicates double-double in points and assists</i>
	<b>2007 (7)</b> Tammy Sutton-Brown at Detroit, 9/4/07 (17 points, 10 rebounds) Tamika Catchings at Detroit, 9/2/07 (30 points, 13 rebounds) Tamika Catchings vs. Detroit, 8/31/07 (22 points, 11 rebounds) Tamika Catchings vs. Connecticut, 8/27/07 (30 points, 13 rebounds) Tamika Catchings vs. Connecticut, 8/25/07 (15 points, 13 rebounds)	



## OPPONENT TOP SCORING PERFORMANCES IN PLAYOFFS

PLAYER	FG-A	3FG-A	FT-A	TP	PLAYER	FG-A	3FG-A	FT-A	TP
Elena Delle Donne, at Chicago, 9/21/15	15-22	5-10	5-5	40	Allie Quigley, at Chicago, 9/17/15	9-15	3-4	1-1	22
Iziane Castro Marques, at Atlanta, 9/25/11	13-22	2-5	2-4	30	Ivory Latta, vs. Washington, 8/21/14	8-15	6-11	0-0	22
Cappie Pondexter, at New York, 9/1/10	12-24	2-4	4-4	30	Lindsay Whalen, vs. Minnesota, 10/21/12	9-12	0-2	4-4	22
Deanna Nolan, at Detroit, 9/4/07	11-21	7-9	1-1	30	Angel McCoughtry, at Atlanta, 9/30/12	6-12	1-6	9-11	22
Cappie Pondexter, at New York, 8/26/10	9-23	5-10	5-6	28	Cappie Pondexter, vs. Phoenix, 10/7/09	7-15	1-5	7-8	22
Maya Moore, at Minnesota, 10/4/15	10-22	1-5	6-9	27	Diana Taurasi, at Phoenix, 9/29/09	5-17	3-8	9-11	22
Sylvia Fowles, at Chicago, 9/1/14	12-14	0-0	3-5	27	Deanna Nolan, vs. Detroit, 9/19/08	8-11	4-6	2-2	22
Angel McCoughtry, vs. Atlanta, 9/29/13	10-21	1-3	6-6	27	Sylvia Fowles, at Minnesota, 10/6/15	10-13	0-0	1-1	21
Seimone Augustus, at Minnesota, 10/17/12	11-23	3-7	2-2	27	Sylvia Fowles, at Minnesota, 10/4/15	9-15	0-0	3-4	21
Angel McCoughtry, at Atlanta, 9/25/11	11-23	1-3	4-6	27	Kiah Stokes, at New York, 9/23/15	9-11	0-0	3-3	21
Katie Douglas, vs. Connecticut, 8/27/07	9-19	5-12	4-5	27	Asjha Jones, vs. Connecticut, 8/27/07	10-18	0-0	1-2	21
Angel McCoughtry, vs. Atlanta, 9/27/11	7-10	1-1	11-19	26	Lindsay Whalen, vs. Connecticut, 8/27/07	9-20	2-5	1-2	21
Diana Taurasi, at Phoenix, 10/9/09	7-15	4-7	8-8	26	Deanna Nolan, at Detroit, 9/23/08	9-19	2-5	1-1	21
Tina Charles, vs. New York, 9/27/15	10-21	0-1	5-6	25	Diana Taurasi, vs. Phoenix, 9/21/16	4-8	3-7	9-9	20
Nykesha Sales, at Connecticut, 8/23/07	8-17	3-6	6-8	25	Sylvia Fowles, at Minnesota, 10/14/15	7-11	0-0	6-8	20
Maya Moore, vs. Minnesota, 10/9/15	10-18	4-7	0-1	24	Maya Moore, vs. Minnesota, 10/11/15	8-20	2-8	2-2	20
Allie Quigley, vs. Chicago, 9/3/14	7-9	4-6	6-6	24	Sylvia Fowles, vs. Chicago, 8/30/14	6-12	0-0	8-10	20
Cappie Pondexter, vs. New York, 8/29/10	8-22	1-2	7-7	24	Kara Lawson, at Washington, 8/23/14	7-12	4-7	2-2	20
Cappie Pondexter, at Phoenix, 10/9/09	11-20	2-4	0-0	24	Elena Delle Donne, at Chicago, 9/20/13	6-10	0-1	8-8	20
Deanna Nolan, at Detroit, 9/2/07	8-18	4-5	4-4	24	Essence Carson, vs. New York, 8/29/10	9-19	2-3	0-0	20
Taj McWilliams-Franklin, vs. Connecticut, 9/8/05	7-14	1-1	9-9	24	Diana Taurasi, at Phoenix, 10/1/09	7-22	2-10	4-5	20
Tamika Whitmore, at New York, 8/18/02	10-12	1-1	3-4	24	Asjha Jones, at Connecticut, 8/23/07	9-22	1-1	1-1	20
Tiffany Hayes, at Atlanta, 9/26/13	8-14	3-6	4-5	23	Plenette Pierson, at Detroit, 8/19/06	6-11	0-0	8-13	20
Seimone Augustus, at Minnesota, 10/14/12	8-15	2-4	5-8	23	Tari Phillips, at New York, 8/18/02	8-11	0-0	4-7	20
Lindsey Harding, vs. Atlanta, 9/28/12	8-14	1-5	6-7	23					
Iziane Castro Marques, vs. Atlanta, 9/27/11	7-15	5-7	4-6	23					
Cappie Pondexter, vs. Phoenix, 10/4/09	11-22	1-2	0-0	23					
Cappie Pondexter, at Phoenix, 9/29/09	8-14	1-2	6-7	23					
Penny Taylor, at Phoenix, 9/29/09	7-10	2-3	7-8	23					
Cheryl Ford, at Detroit, 8/19/06	10-15	0-0	3-5	23					
Maya Moore, at Minnesota, 10/17/12	7-15	3-6	6-6	23					

## OPPONENT DOUBLE-DOUBLE PERFORMANCES IN PLAYOFFS

<b>2016 (0)</b> none	<b>2011 (1)</b> Sancho Lyttle, vs. Atlanta, 9/27/11 (10 points, 11 rebounds)	<b>2006 (2)</b> Cheryl Ford, at Detroit, 8/19/06 (23 points, 10 rebounds) Cheryl Ford, vs. Detroit, 8/17/06 (11 points, 10 rebounds)
<b>2015 (8)</b> Sylvia Fowles, at Minnesota, 10/14/15 (20 points, 11 rebounds) Rebekkah Brunson, at Minnesota, 10/14/15 (10 points, 14 rebounds) Sylvia Fowles, vs. Minnesota, 10/9/15 (11 points, 11 rebounds) Maya Moore, at Minnesota, 10/4/15 (27 points, 12 rebounds) Sylvia Fowles, at Minnesota, 10/4/15 (21 points, 11 rebounds) Tina Charles, at New York, 9/29/15 (13 points, 10 rebounds) Tina Charles, vs. New York, 9/27/15 (25 points, 10 rebounds) Elena Delle Donne, at Chicago, 9/17/15 (14 points, 11 rebounds)	<b>2010 (1)</b> Taj McWilliams-Franklin, at New York, 8/26/10 (15 points, 10 rebounds)	<b>2005 (0)</b> none
<b>2014 (1)</b> Sylvia Fowles, vs. Chicago, 8/30/14 (20 points, 14 rebounds)	<b>2009 (0)</b> none	<b>2002 (0)</b> none
<b>2013 (2)</b> Sylvia Fowles, vs. Chicago, 9/22/13 (14 points, 14 rebounds) Sylvia Fowles, at Chicago, 9/20/13 (16 points, 10 rebounds)	<b>2008 (0)</b> none	<i>* indicates double-double in points and assists</i>
<b>2012 (5)</b> Maya Moore, at Minnesota, 10/14/12 (14 points, 10 rebounds) Rebekkah Brunson, at Minnesota, 10/14/12 (10 points, 10 rebounds) Tina Charles, at Connecticut, 10/11/12 (18 points, 10 rebounds) Asjha Jones, vs. Connecticut, 10/8/12 (17 points, 10 rebounds) Tina Charles, at Connecticut, 10/5/12 (18 points, 15 rebounds)	<b>2007 (6)</b> Plenette Pierson, vs. Detroit, 8/31/07 (19 points, 10 rebounds) Cheryl Ford, vs. Detroit, 8/31/07 (15 points, 11 rebounds) Lindsay Whalen, vs. Connecticut, 8/27/07 (21 points, 10 rebounds) *Lindsay Whalen, at Connecticut, 8/23/07 (13 points, 10 assists) Margo Dydek, at Connecticut, 8/23/07 (11 points, 11 rebounds) Asjha Jones, at Connecticut, 8/23/07 (20 points, 10 rebounds)	

**PLAYOFFS – OPPONENT TEAM RECORDS****MOST POINTS SCORED**

**GAME**  
120, Phoenix, OT, 9/29/09  
98, Detroit, 8/19/06  
94, Atlanta, 9/25/11  
94, Phoenix, 10/9/09  
93, Connecticut, 3OT, 8/23/07  
90, Phoenix, 10/7/09  
**HALF**  
60, Detroit (2nd), 8/19/06  
56, Phoenix (1st), 9/29/09  
55, Atlanta (1st), 9/25/11  
54, Phoenix (2nd), 9/21/16  
51, Phoenix (1st), 10/9/09  
**QUARTER**  
35, Detroit (4th), 8/19/06  
34, Atlanta (1st), 9/25/11  
33, Phoenix (1st), 10/7/09  
31, Phoenix (1st), 9/29/09  
30, four times (last: Phoenix, 4th, 9/21/16)  
**OVERTIME**  
17, Connecticut, OT, 9/10/05  
15, Phoenix, OT, 9/29/09

**FEWEST POINTS SCORED**

**GAME**  
50, New York, 9/1/05  
51, New York, 9/29/15  
51, New York, 8/30/05  
55, New York, 8/16/02  
57, Chicago, 9/22/13  
**HALF**  
16, New York (1st), 9/1/05  
20, New York (2nd), 9/27/15  
22, New York (1st), 9/29/15  
23, Connecticut (2nd), OT, 9/10/05  
**QUARTER**  
8, Detroit (3rd), 9/21/08  
8, Connecticut (2nd), 8/25/07  
9, Detroit (4th), 9/2/07

**MOST FG MADE**

36, Chicago, 9/21/15  
35, New York, 9/23/15  
35, Detroit, 8/19/06  
35, Connecticut, 3OT, 8/23/07

**FEWEST FG MADE**

17, Chicago, 9/22/13  
17, New York, 9/1/05

**MOST FG ATTEMPTED**

95, Connecticut, 3OT, 8/23/07  
79, Phoenix, 10/4/09  
78, Chicago, 9/17/15  
78, Atlanta, 10/2/12

**FEWEST FG ATTEMPTED**

46, New York, 8/30/05  
46, Connecticut, 9/8/05

**HIGHEST FG PERCENTAGE**

.593, New York (32-54), 8/18/02  
.571, Chicago (36-63), 9/21/15  
.565, New York (35-62), 9/23/15  
.549, Atlanta (39-71), 9/25/11

**LOWEST FG PERCENTAGE**

.298, Chicago (17-57), 9/22/13  
.333, New York (21-63), 9/29/15  
.351, Minnesota (20-57), 10/19/12  
.354, New York (17-48), 9/1/08

**MOST 3-POINT FG MADE**

12, Phoenix, OT, 9/29/09  
10, Phoenix, 10/9/09  
10, Phoenix, 10/7/09

**FEWEST 3-POINT FG MADE**

0, Minnesota, 10/6/15  
1, Chicago, 8/30/14  
1, Atlanta, 9/29/13  
1, Chicago, 9/22/13  
1, Atlanta, 9/28/12

**MOST 3-POINT FG ATTEMPTED**

28, Connecticut, 3OT, 8/23/07  
24, Phoenix, 10/7/09  
23, Phoenix, 10/1/09  
22, Phoenix, OT, 9/29/09

**FEWEST 3-POINT FG ATTEMPTED**

6, Minnesota, 10/14/15  
6, Detroit, 8/31/07  
6, Detroit, 8/19/06

**HIGHEST 3-POINT FG PERCENTAGE**

.667, Atlanta (8-12), 9/27/11  
.600, Detroit (6-10), 9/2/07  
.588, Phoenix (10-17), 10/9/09  
.571, New York (8-14), 9/23/15

**LOWEST 3-POINT FG PERCENTAGE**

.000, Minnesota (0-8), 10/6/15  
.083, Atlanta (1-12), 9/29/13  
.100, Atlanta (1-10), 9/28/12  
.125, Chicago (1-8), 8/30/14  
.125, Chicago (1-8), 9/22/13

**MOST FT MADE**

32, Phoenix, OT, 9/29/09  
26, Detroit, 8/19/06  
25, Atlanta, 9/30/12  
25, Phoenix, 9/21/16  
25, Connecticut, 9/8/05

**FEWEST FT MADE**

3, Atlanta, 10/2/12  
4, New York, 9/29/15  
6, Minnesota, 10/11/15  
6, New York, 9/23/15  
6, New York, 8/20/02

**MOST FT ATTEMPTED**

40, Detroit, 8/19/06  
38, Phoenix, OT, 9/29/09  
33, Atlanta, 9/27/11  
32, Connecticut, OT, 9/10/05  
32, Connecticut, 9/8/05

**FEWEST FT ATTEMPTED**

5, Atlanta, 10/2/12  
8, New York, 9/29/15  
8, New York, 9/23/15  
9, Minnesota, 10/11/15  
9, New York, 9/19/11  
9, New York, 8/20/02

**HIGHEST FT PERCENTAGE**

1.000, Chicago (10-10), 9/21/15  
.960, Phoenix (24-25), 10/9/09  
.952, New York (20-21), 9/17/11  
.952, Detroit (20-21), OT, 9/21/08  
.950, Connecticut (19-20), 10/5/12

**LOWEST FT PERCENTAGE**

.471, Detroit (8-17), 8/31/07  
.500, New York (4-8), 9/29/15  
.529, Atlanta (9-17), 9/22/11  
.545, Atlanta (12-22), 9/25/11

**MOST REBOUNDS**

48, Connecticut, 3OT, 8/23/07  
47, Detroit, 9/3/07  
43, five times (last: at Chicago, 9/17/15)

**FEWEST REBOUNDS**

20, New York, 8/30/05  
21, Chicago, 9/20/13  
24, Minnesota, 10/11/15  
24, New York, 8/16/02

**MOST ASSISTS**

27, Connecticut, 3OT, 8/23/07  
25, Chicago, 9/21/15  
24, Detroit, 8/19/06

**FEWEST ASSISTS**

6, Chicago, 8/30/14  
6, Minnesota, 10/19/12  
7, Chicago, 9/22/13  
7, New York, 8/29/10

**MOST STEALS**

16, Minnesota, 10/17/12  
15, Atlanta, 9/27/11  
14, Atlanta, 9/28/12  
13, Atlanta, 9/22/11

**FEWEST STEALS**

1, Chicago, 9/21/15  
1, Detroit, 8/31/07  
2, Washington, 8/23/14  
2, Minnesota, 10/21/12  
2, New York, 9/1/05

**MOST BLOCKED SHOTS**

13, Chicago, 2OT, 9/1/14  
10, Chicago, 8/30/14  
9, Atlanta, 9/29/13  
9, Phoenix, 10/1/09

**FEWEST BLOCKED SHOTS**

0, Detroit, 9/23/08  
0, New York, 8/20/02

**MOST TURNOVERS**

24, Detroit, 9/26/05  
24, Detroit, 9/25/05  
23, Washington, OT, 9/19/09  
22, New York, 9/29/15

**FEWEST TURNOVERS**

6, New York, 8/18/02  
9, Chicago, 9/21/15  
9, Chicago, 9/20/13  
9, Atlanta, 10/2/12

**PLAYOFFS – OPPONENT INDIVIDUAL RECORDS****MOST POINTS SCORED**

**GAME**  
40 Elena Delle Donne, Chicago, 9/21/15  
30 Iziann Castro Marques, Atlanta, 9/25/11  
30 Cappie Pondexter, New York, 9/1/10  
30 Deanna Nolan, Detroit, 9/3/07  
28 Cappie Pondexter, New York, 8/26/10  
**HALF**  
23 Seimone Augustus, Minnesota (2nd), 10/17/12  
23 Cappie Pondexter, New York (1st), 8/26/10  
21 Elena Delle Donne, Chicago (1st), 9/21/15  
20 Angel McCoughtry, Atlanta (1st), 9/25/11  
20 Deanna Nolan, Detroit (1st), 9/3/07  
**QUARTER**  
15 Seimone Augustus, Minnesota (3rd), 10/17/12  
15 Cappie Pondexter, New York (2nd), 8/26/10  
15 Deanna Nolan, Detroit (2nd), 9/2/07  
14 Elena Delle Donne (1st), 9/21/15  
13 Angel McCoughtry, Atlanta (1st), 9/25/11  
13 Diana Taurasi, Phoenix (2nd), 10/9/09  
**OVERTIME**  
7 Cappie Pondexter, Phoenix, 9/29/09  
5 Kara Lawson, Washington, 8/23/14  
5 Katie Douglas, Connecticut, 9/10/05  
5 Lindsay Whalen, Connecticut (2nd), 8/23/07

**MOST FG MADE**

15 Elena Delle Donne, Chicago, 9/21/15  
13 Iziann Castro Marques, Atlanta, 9/25/11  
12 Sylvia Fowles, Chicago, 2OT, 9/1/14  
12 Cappie Pondexter, New York, 9/1/10

**MOST FG ATTEMPTED**

24 Cappie Pondexter, New York, 9/1/10  
23 Seimone Augustus, Minnesota, 10/17/12  
23 Angel McCoughtry, Atlanta, 9/25/11  
23 Cappie Pondexter, New York, 8/26/10

**MOST 3-POINT FG MADE**

7 Deanna Nolan, Detroit, 9/3/07  
6 Ivory Latta, Washington, OT, 8/23/14  
5 Iziann Castro Marques, Atlanta, 9/27/11  
5 Elena Delle Donne, Chicago, 9/21/15  
5 Cappie Pondexter, New York, 8/26/10  
5 Katie Douglas, Connecticut, OT, 8/27/07

**MOST 3-POINT FG ATTEMPTED**

12 Katie Douglas, Connecticut, 3OT, 8/23/07  
12 Katie Douglas, Connecticut, OT, 8/27/07  
11 Ivory Latta, Washington, OT, 8/23/14  
10 five times (last: Elena Delle Donne, Chicago, 9/21/15)

**MOST FT MADE**

11 Angel McCoughtry, Atlanta, 9/27/11  
10 Shavonte Zellous, Detroit, 9/23/09

**MOST FT ATTEMPTED**

19 Angel McCoughtry, Atlanta, 9/27/11  
13 Plenette Pierson, Detroit, 8/19/06  
12 Swin Cash, Detroit, 8/19/06

**MOST REBOUNDS**

15 Tina Charles, Connecticut, 10/5/12  
15 Cheryl Ford, Detroit, 9/3/07  
14 Rebekkah Brunson, Minnesota, 10/14/15  
14 Sylvia Fowles, Chicago, 8/30/14  
14 Sylvia Fowles, Chicago, 9/22/13  
14 Monique Currie, Washington, OT, 9/19/09

**MOST ASSISTS**

14 Courtney Vandersloot, Chicago, 9/21/15  
10 Lindsay Whalen, Connecticut, 3OT, 8/23/07  
9 Courtney Vandersloot, Chicago, 9/3/14  
9 Teresa Weatherspoon, New York, 8/18/02

**MOST STEALS**

8 Katie Douglas, Connecticut, 3OT, 8/23/07  
5 Monica Wright, Minnesota, 10/17/12  
5 Sancho Lyttle, Atlanta, 9/28/12

**MOST BLOCKED SHOTS**

4 Elena Delle Donne, Chicago, 9/20/13  
4 Rebekkah Brunson, Minnesota, 10/17/12  
4 Tina Charles, Connecticut, 10/5/12  
4 Diana Taurasi, Phoenix, 10/1/09  
4 Taj McWilliams-Franklin, Detroit, OT, 9/21/08  
4 Plenette Pierson, Detroit, 8/31/07

**MOST TURNOVERS**

7 Katie Douglas, Connecticut, OT, 8/27/07  
6 Maya Moore, Minnesota, 10/4/15  
6 Taj McWilliams-Franklin, New York, 9/1/10  
6 Kara Braxton, Detroit, 9/25/09  
6 Alexis Hornbuckle, Detroit, 9/25/09  
6 Lindsey Harding, Washington, OT, 9/19/09



# WATCH US WORK



## FRANCHISE HISTORY

## GREAT DATES IN FRANCHISE HISTORY

### **JUNE 7, 1999**

Indianapolis, Miami, Portland and Seattle awarded WNBA expansion franchises to begin play in 2000.

### **JUNE 25, 1999**

Sold 1,000th season ticket to Dorothy Mengerling, the mother of late-night talk show host David Letterman.

### **JULY 22, 1999**

Kelly Krauskopf was hired as the team's first Chief Operating Officer. Krauskopf became the highest-ranking female front office executive at any of the city's professional sports franchises.

### **JULY 30, 1999**

Sold 2,000th season ticket to Indianapolis 500 race car driver Lyn St. James. "When the WNBA was initially launched, I was surprised that Indianapolis, with its tremendous basketball tradition, was not one of the first cities," St. James said. "I am pleased to see that Indianapolis has been awarded a franchise, and I am confident that the team will be embraced by the loyal basketball fans in Indiana."

### **AUGUST 13, 1999**

Sold 3,000th season ticket to Hall of Fame baseball star Tony Gwynn, just days after he became the 22nd player in Major League Baseball history to reach the 3,000-hit plateau. "I was glad to hear that Indiana was awarded a franchise," said Gwynn, who owned an Indianapolis home. "I have seen first-hand how kids look up to professional athletes. My wife and I look forward to watching these players who are not only great athletes, but great role models."

### **AUGUST 17, 1999**

Despite her commitment to the U.S. women's national team through the 2000 Olympic Games, Nell Fortner was

named the team's first head coach and general manager.

### **AUGUST 27, 1999**

Sold 4,500th season ticket to Grammy Award-winning recording artist and Anderson, Ind., native Sandi Patty. "I have come to love and respect women's sports. This is a wonderful opportunity for Indianapolis and the state of Indiana," Patty said. The team also announced its 2000 individual game ticket prices at a press conference at Market Square Arena. Ticket prices for the club's inaugural season ranged from \$5 to \$85.

### **SEPTEMBER 23, 1999**

Sold 5,000th season ticket to Indiana Pacers Head Coach Larry Bird. "Indiana's WNBA franchise will be a huge success and I'm happy to be a part of helping to ensure that success," Bird said. "Indiana fans love their basketball," Bird said.

### **OCTOBER 1, 1999**

Sold 5,500th season ticket to former U.S. Senator Birch Bayh, enabling the franchise to meet the league's minimum goal two weeks ahead of schedule. Said Bayh, "I have long believed that both our daughters and our sons need to experience the benefits that come with participating in sporting activities." Bayh introduced the 1972 Title IX law, which provided equal opportunities for female participation in athletics.

### **OCTOBER 12, 1999**

WNBA President Val Ackerman was the guest speaker at a WNBA corporate luncheon in Indianapolis. Ackerman spoke to 220 corporate representatives at The Columbia Club on Monument Circle.

### **OCTOBER 20, 1999**

Hall-of-Famer Anne Donovan was named the team's head coach for the 2000 sea-

son. Donovan will coach the team in the absence of Fortner and become the team's lead assistant coach upon Fortner's return.

### **NOVEMBER 15, 1999**

Awarded the first pick in the 2000 WNBA Expansion Draft in a random drawing at the WNBA League Meetings when the team's designated ping-pong ball was the first out of the selection receptacle.

### **DECEMBER 15, 1999**

In the 2000 WNBA Expansion Draft, Indiana selected Gordana Grubin (Los Angeles) with the first pick, Sandy Brondello (Detroit) with the eighth pick, Nyree Roberts (Washington) with the ninth pick, Kara Wolters (Houston) with the 16th pick, Rita Williams (Washington) with the 17th pick and Chantel Tremiere (Utah) with the 24th pick. Local legend Stephanie White was acquired from Miami, in exchange for Sandy Brondello and a first-round pick in the 2000 WNBA Draft. Indiana native Monica Maxwell from obtained Washington, in exchange for Nyree Roberts and a fourth-round pick in the 2000 WNBA Draft.

### **DECEMBER 17, 1999**

The team's name and logo were unveiled before 300 in attendance at the Arts Garden in Circle Centre Mall. Pacers Sports & Entertainment President Donnie Walsh spoke with Kelly Krauskopf, Anne Donovan, Indianapolis Mayor Stephen Goldsmith and Stephanie White.

### **APRIL 28, 2000**

Chris Denari was named the team's first radio and television play-by-play announcer.

### **APRIL 29, 2000**

Local tryouts were conducted at Butler University's Hinkle Fieldhouse, with

over 200 women competing with hopes of landing a spot on the 11-player Fever roster. After two days of basketball, one player, Texlin Quinney from Buffalo, N.Y., made the final cut and found herself on the Fever's opening day roster.

### **MAY 1, 2000**

Media members got their first glimpse of the new WNBA franchise on the club's first media day. The team opened training camp and held its first practice on Emmis Court in Bankers Life Fieldhouse.

### **MAY 10, 2000**

The Fever conducted their first public practice on the main court of Bankers Life Fieldhouse. Following the 40-minute practice session, fans remained to watch the Indiana Pacers at Philadelphia 76ers in Game 3 of the NBA Eastern Conference Semifinals. The game was broadcast live on the Bankers Life Fieldhouse scoreboard.

### **MAY 20, 2000**

The first preseason game featured a Purdue University reunion at Mackey Arena, as the Fever hosted the Orlando Miracle in West Lafayette. Orlando was coached by Carolyn Peck, who had been the head coach of the 1999 national champion Purdue women's team that included Fever star Stephanie White.

### **MAY 26, 2000**

Indiana concluded a four-game preseason schedule with a win at Orlando. Indiana finished the preseason with a 1-3 mark after dropping its first three games - two to Sacramento and one to Orlando.

### **MAY 28, 2000**

The Fever's inaugural season opening-day roster: Usha Gilmore, Donna Harrington, Monica Maxwell, Stephanie White, Texlin Quinney, Jurgita Strei-



Unveiling the Fever name and logo in December 1999 were Pacers General Manager David Morway, Pacers President Donnie Walsh, Fever Chief Operating Officer Kelly Krauskopf, the team's first trade acquisition Stephanie White and its first coach, Anne Donovan.



Opening tip in the Fever's first home game on June 3, 2000. After winning its first game two nights earlier in Miami, 57-54, Indiana fell to Orlando, 88-82, at Bankers Life Fieldhouse.

## GREAT DATES IN FRANCHISE HISTORY

mikyte, Alicia Thompson, Chantel Tremiere, Beverly Williams, Rita Williams and Kara Wolters.

### JUNE 1, 2000

The first regular season game in franchise history took place at Miami, televised nationally on Lifetime Television. The Fever trailed most of the game until a Rita Williams' 3-pt FG with 2:48 remaining gave the franchise its first lead and its first victory, 57-54.

### JUNE 3, 2000

Orlando visited Indianapolis for the first WNBA regular season game ever played at Bankers Life Fieldhouse. Indiana relinquished a nine-point halftime lead and Orlando won the game, 88-82.

### JUNE 5, 2000

Indiana beat Miami for the second time in three games to open its inaugural season, recording its first win at Bankers Life Fieldhouse, 80-59.

### JULY 24, 2000

Charlotte defeated Indiana 82-78 in the first overtime game in franchise history.

### AUGUST 9, 2000

Indiana's first WNBA season concluded with a 67-51 win over Charlotte, and 11,701 in attendance.

### APRIL 20, 2001

With the first of five draft selections, Indiana selected Tamika Catchings with the No. 3 pick in the 2001 WNBA Draft.

### JUNE 1, 2002

After missing the 2001 season due to a college injury, Tamika Catchings made

her pro debut in a 79-62 opening win over the Shock.

### JUNE 8, 2002

In the fifth game of her pro career, Catchings netted a then-franchise-record 32 points in a win over the Liberty.

### JULY 3, 2002

Rookie sensation Tamika Catchings set a Fever record with 6-of-6 shooting from beyond the 3-point arc during an overtime loss at Orlando.

### JULY 20, 2002

Indiana obtained point guard Coquese Washington from the Houston Comets, then went 7-3 down the stretch, including wins in six of its final seven games.

### JULY 26, 2002

En route to a WNBA record 94 steals for the season, Tamika Catchings tied a league record with nine steals during a 73-63 home win over Minnesota.

### AUGUST 7, 2002

Indiana notched a fourth straight win in a 70-63 victory over Orlando to stay in playoff contention. Tamika Catchings matched her season high and franchise record with 32 points.

### AUGUST 13, 2002

The Fever clinched the first playoff berth in franchise history with a 60-56 win at Cleveland on the final day of the season.

### AUGUST 16, 2002

Indiana defeated New York, 73-55, in Game 1 of the First Round of the 2002 WNBA Playoffs – the first playoff game in Fever history. Tamika Catchings scored

29 points after being honored as the WNBA's Rookie of the Year in a pregame ceremony.

### AUGUST 18, 2002

Indiana lost to New York, 84-65, in Game 2 of the first-round series.

### AUGUST 20, 2002

The Fever lost the decisive Game 3 of the first-round series at New York, 75-60. New York won the series, 2-1.

### MAY 29, 2003

Indiana sold a club-record 18,345 tickets for its 2003 home opener against the Washington Mystics. Indiana won 71-60 before a national TV audience on ABC-TV and the first sellout in franchise history.

### JUNE 26, 2003

The Fever downed Connecticut, 94-90, in the first double-overtime game in franchise history. It was the Fever's first visit to Mohegan Sun Arena.

### JULY 10, 2003

Indiana defeated New York, 76-69, to stay undefeated (8-0) at home and extend home court win streak to a franchise-record 13 games dating to 2002.

### JULY 23, 2003

The Fever routed San Antonio, 81-47, at Bankers Life Fieldhouse to record what was then the largest margin of victory in franchise history.

### SEPTEMBER 26, 2003

Nell Fortner resigned as head coach and general manager. Kelly Krauskopf assumed general manager duties.

### DECEMBER 3, 2003

Participating in the WNBA Draft Lottery, Indiana improved its draft position in the 2004 WNBA Draft by moving from the No. 5 selection to the No. 3 pick.

### DECEMBER 11, 2003

Brian Winters was named head coach.

### JUNE 25, 2004

Indiana beat the Los Angeles Sparks for the first time in franchise history, posting a 71-67 win at Bankers Life Fieldhouse.

### JULY 14, 2004

Kelly Miller scored 18 points to lead the Fever to a 70-62 win against Houston, the Fever's first against the Comets.

### JULY 16, 2004

The Fever claimed sole possession of first place in the Eastern Conference for the first time in team history after an 85-73 victory over Detroit.

### SEPTEMBER 4, 2004

Indiana routed Washington, Minnesota and Washington again by a combined 52 points – the largest three-game victory margin in franchise history – to re-claim a share of the Eastern Conference lead.

### SEPTEMBER 19, 2004

Indiana fell to Connecticut and lost a fourth straight game to finish the season with a 15-19 record. Tamika Catchings scored a season-high 30 points, including 21 in the second half.

### SEPTEMBER 27, 2004

Kelly Miller and Connecticut's Wendy Palmer were named co-recipients of the WNBA's Most Improved Player Award.



On April 20, 2001, Tamika Catchings posed with WNBA President Val Ackerman after the Tennessee forward was selected by Indiana with the No. 3 pick in the WNBA Draft.



In a pregame ceremony before the first Fever playoff game in history, Tamika Catchings received her trophy as the 2002 WNBA Rookie of the Year. Catchings, who later retired in 2016 with the most points scored in WNBA Playoffs history, scored 29 in the first playoff game of her career, a 73-55 win against New York.

## GREAT DATES IN FRANCHISE HISTORY

### OCTOBER 8, 2004

Tamika Catchings received All-WNBA honors for a third consecutive season. Catchings was named to the All-WNBA Second Team.

### DECEMBER 1, 2004

Moved to the No. 2 pick of the 2005 WNBA Draft after entering the WNBA Draft Lottery in the No. 3 position, marking the second consecutive year the team moved up in the draft lottery.

### APRIL 21, 2005

Stephanie White announced her retirement as a player. White was the lone remaining player from the Fever's inaugural season roster.

### JUNE 4, 2005

Kelly Miller's 3-point play with 0.9 seconds remaining lifted Indiana past New York, 62-59, in one of the most dramatic finishes in franchise history. Miller's running right-hander through the lane broke a tie as Indiana stayed unbeaten at home (4-0).

### JUNE 20, 2005

Tamika Catchings earned her sixth WNBA Player of the Week award. After scoring 20 points with a career-high 16 rebounds, plus eight assists and six steals against Detroit, her steal helped secure a win against Charlotte one night later. She scored 12 points with four assists and four rebounds against the Sting, and in a loss to Washington, she scored 20 points with 15 rebounds.

### JULY 9, 2005

The leading vote-getter in the Eastern Conference, Tamika Catchings started her third WNBA All-Star Game and finished with 18 points, six rebounds, two assists and two steals.

### JULY 18, 2005

For the second time in 2005, Tamika Catchings was named the WNBA's Player of the Week. In leading the Fever to three straight wins, she posted 18 points, nine rebounds and eight steals in a win over rival Connecticut. Two nights later, she posted her third double-double of the season with 20 points and 14 boards against Detroit. She capped the week with 21 points to help preserve a 59-58 road win at Detroit.

### AUGUST 14, 2005

A 62-56 victory at Phoenix was Indiana's 17th win of the season, breaking its previous record of 16.

### AUGUST 18, 2005

Indiana downed Washington, 67-57, to secure a playoff berth for the second time in franchise history.

### AUGUST 22, 2005

For the third time in 2005 and the eighth time in her career, Tamika Catchings earned the WNBA's Player of the Week award. She shot 9-of-11 with 23 points in a win over Washington and followed with 18 points and 16 rebounds in a win over Charlotte.

### AUGUST 23, 2005

In a preview to the East Finals, Indiana won its fourth straight game and secured the No. 2 seed in the WNBA Playoffs while defeating Connecticut on the road, 69-63. The win put Indiana eight games above .500 for the first time in its history.

### AUGUST 30, 2005

Indiana beat New York, 63-51, in Madison Square Garden in the first game of the 2005 WNBA Playoffs. It represented the first road playoff victory in franchise history.

### SEPTEMBER 1, 2005

Indiana beat New York 58-50 at Bankers Life Fieldhouse to sweep the first-round playoff series, 2-0, and advance to the Eastern Conference Finals for the first time in franchise history. Tamika Catchings and Natalie Williams both had double-doubles. Catchings was honored as the WNBA's Defensive Player of the Year and named to the WNBA's All-Defense First Team, along with Tully Bevilacqua.

### SEPTEMBER 10, 2005

Indiana lost Game 2 of the East Finals at Connecticut, 77-67. Natalie Williams capped her pro career with 11 rebounds with a season-high 17 points.

### JULY 12, 2006

Tamika Catchings was the WNBA's leading vote-getter for the WNBA All-Star Game, but was held from participation because of injury. Teammate Tamika Whitmore attended her first All-Star Game, scoring nine points in an East victory.

### JULY 29, 2006

Despite a home loss to Washington, the Fever clinched their third playoff berth with eight games and two weeks remaining in the regular season.

### AUGUST 11, 2006

Anna DeForge scored 20 points to pace the Fever in an 87-68 win at Connecticut, matching the club record with its 21st victory of the season. At 21-12, it marked the first time in franchise history that the club moved nine games over .500.

### AUGUST 17, 2006

Tamika Catchings was named WNBA Defensive Player of the Year for a second straight season. She joined Tully Bevilacqua on the WNBA All-Defense First Team.

### AUGUST 19, 2006

Tamika Whitmore posted one of the most memorable games in WNBA Playoff history by scoring a record 41 points in a Game 2 loss at Detroit. Whitmore had 16 points by halftime, added 15 points in the third and 10 in the fourth quarter as the Fever fell short in a 98-83 decision to close the first round of the playoffs. With Tamika Catchings injured much of the second half, Whitmore was virtually unstoppable. She finished 15-of-25 shooting and was 10-of-10 at the foul line. She also added a team-high 10 rebounds.

### JULY 15, 2007

Paced by starters Anna DeForge and Tamika Catchings and joined by Tammy Sutton-Brown, the Fever were represented by three players in the WNBA All-Star Game – the most in its history. DeForge's jumper with 39 seconds remaining iced the East's win. Catchings finished with 15 points and 11 rebounds.

### JULY 18, 2007

A 75-74 home defeat of the Chicago Sky moved the Fever to 16-4, capping a six-game win streak and giving Indiana the best record in the WNBA. The Fever's crowd of 10,542 was then their best daytime crowd in history.

### AUGUST 23, 2007

At Connecticut, the Sun beat Indiana 93-88 in what was the first triple overtime game in WNBA Playoffs history. Indiana was led by Anna DeForge's 31 points and Tamika Catchings' 20 rebounds. It was Catchings' first game since July 20.

### AUGUST 27, 2007

In a decisive Game 3 of a first-round playoff series with Connecticut, Indiana staged the largest comeback in WNBA Playoffs history to advance to the East Finals. Trailing by 22 in the second quar-



After announcing her retirement as a player, Stephanie White was honored on Stephanie White Night, June 10, 2005. Presenting the Hoosier legend with a framed jersey were her high school coach, Tom Polf; a former college coach and then-Fever coach Lin Dunn; and Fever GM Kelly Krauskopf.



Three Fever stars were selected to the 2007 WNBA All-Star Game. Tammy Sutton-Brown posed with Anna DeForge and Tamika Catchings at an Inspiring Women banquet the night before the game. Catchings and DeForge both were starters in the game. Catchings' 15 points and 11 rebounds represent the first of two double-doubles in her All-Star history.

## GREAT DATES IN FRANCHISE HISTORY

ter, the Fever rallied and sent the game to overtime. Tamika Catchings had 30 points, 13 rebounds and six assists.

### **AUGUST 31, 2007**

A home crowd of 9,623 witnessed a 75-65 playoff win over the Detroit Shock that gave the Fever their first-ever lead in a conference finals series.

### **DECEMBER 12, 2007**

Lin Dunn named the fourth head coach in Fever history.

### **FEBRUARY 19, 2008**

Fever GM Kelly Krauskopf announced a blockbuster trade with the Connecticut Sun that brought Indianapolis native, Purdue All-American and 2006 All-Star Game MVP Katie Douglas back to her hometown.

### **MAY 27, 2008**

With Katie Douglas scoring 23 points in a nationally televised game on ESPN2, the Fever handed conference rival Connecticut its largest home defeat in history, 75-46, at Mohegan Sun Arena. It was Douglas' first game against her former team.

### **MAY 29, 2008**

Katie Douglas scored 20 points in a fourth straight game to begin her Fever career, while leading Indiana to an 82-78 double-overtime win over Los Angeles. The teams combined for a league-record 27 blocked shots.

### **JUNE 15, 2008**

After nine months of rehabilitation following a torn Achilles' tendon, Tamika Catchings made her 2008 debut during a home loss to San Antonio.

### **JUNE 24, 2008**

Tamika Catchings became the first recipient of the Dawn Staley Leadership Award, recognizing the player who best exemplifies leadership in the community and reflects Staley's spirit, charitable efforts and love for the game.

### **JUNE 26, 2008**

In what was the longest game in Fever history, Indiana fell 102-96 to the New York Liberty in three overtimes at Madison Square Garden. Ebony Hoffman scored a career-high 26 points.

### **JULY 10, 2008**

In anticipation of an outdoor game at New York, the Fever conducted an outdoor practice with sunshine and 90-degree temperatures beating down upon the Fever's hardwood court, re-located to a parking lot one block south of Bankers Life Fieldhouse.

### **JULY 19, 2008**

Indiana beat New York 71-55 in the Liberty Outdoor Classic, in what was the first regular season pro basketball game ever played outdoors. Under the lights and beneath a clear July sky at Arthur Ashe Stadium, Katie Douglas scored 20 points before 19,393 fans – the largest crowd ever to attend a Fever game.

### **AUGUST 23, 2008**

Two Fever players captured medals in the 2008 Olympics in Beijing, China. Tamika Catchings captured a second Olympic gold medal as the United States beat Australia, 92-65. Tully Bevilaqua earned her first Olympic medal, a silver.

### **AUGUST 30, 2008**

For the first time in Fever history, three players scored 20 points in the same game. Tamika Catchings had 23 points. Katie Douglas and Tammy Sutton-Brown each scored 21. Indiana downed Atlanta, 87-72.

### **SEPTEMBER 2, 2008**

Indiana all but secured its fourth straight playoff berth by overcoming a halftime deficit and downing the Washington Mystics, 79-68, at the Verizon Center. Tamika Catchings finished with a season-high 26 points.

### **SEPTEMBER 14, 2008**

Indiana set a team scoring record during a 103-89 win over Phoenix to end the regular season. Three players finished with at least 20 points: Tammy Sutton-Brown had 26, followed by 24 from Katie Douglas and 20 from Ebony Hoffman.

### **SEPTEMBER 19, 2008**

Capping a season with averages of 10.4 points and 7.8 rebounds, Ebony Hoffman was named the WNBA's Most Improved Player. She finished fourth in the WNBA in rebounding and second in 3-point field goal percentage.

### **SEPTEMBER 21, 2008**

Behind 27 points and 10 rebounds from Tamika Catchings, Indiana beat Detroit 89-82 to gain a 1-1 tie in its Eastern Conference Semifinal series.

### **JUNE 26, 2009**

Katie Douglas scored a franchise-record 26 points in one half to almost single-handedly bring the Fever back from

a 17-point deficit at New York. Indiana forced overtime on a last-second jumper by Tamika Catchings, and won 82-81 for its fifth straight win.

### **JULY 15, 2009**

In front of 10,050 Kids Day fans for what was its largest regular season crowd of the year, Indiana defeated Chicago for its 10th consecutive victory, 84-74.

### **JULY 17, 2009**

Behind 25 points from Katie Douglas, Indiana beat Atlanta 84-79 to record its 11th consecutive win. The longest streak in Fever history, it was then the seventh-longest in league history.

### **JULY 25, 2009**

With Fever coach Lin Dunn and her staff patrolling the East sidelines, Tamika Catchings and Katie Douglas represented Indiana in the 2009 WNBA All-Star Game. The West defeated the East, 130-118.

### **JULY 28, 2009**

Katie Douglas scored a franchise-record 34 points in an 85-81 win over the Washington Mystics. Douglas made 15 of 16 free throws, shot 9 of 19 from the floor and added nine rebounds in the performance.

### **JULY 30, 2009**

Matching the Fever's previous scoring record with 32 points in a 94-85 win over Connecticut, Katie Douglas became the first Indiana player ever to record consecutive games of 30+ points. She broke the franchise scoring mark two nights earlier.



Former Perry Meridian prep star and Purdue All-American Katie Douglas was introduced to media after a Feb. 19, 2008 trade brought the WNBA All-Star back to her hometown.



Over 19,000 fans watched the Fever beat the Liberty, 71-55, in the WNBA's first outdoor game on July 19, 2008. Conducted at Arthur Ashe Stadium within the USTA Billie Jean King National Tennis Center, the Liberty Outdoor Classic was played beneath a clear sky and represents the largest crowd ever to witness a Fever basketball game.

## GREAT DATES IN FRANCHISE HISTORY

### AUGUST 15, 2009

A 10th anniversary celebration produced an all-decade team selected by fans. Named to the team were Tully Bevilacqua, Tamika Catchings, Anna DeForge, Katie Douglas, Ebony Hoffman, Tammy Sutton-Brown, Stephanie White, Tan White, Tamika Whitmore and Natalie Williams.

### AUGUST 27, 2009

The Fever got 20 points and eight rebounds from Tamika Catchings as the Fever downed San Antonio 77-66 to set a single-season franchise record with a 12th consecutive home win.

### SEPTEMBER 16, 2009

On the day the WNBA playoffs began, the Fever was saddened by the passing of co-owner Melvin Simon. To honor his memory, the Fever wore a black memory band across the shoulder of its jerseys through the remainder of the WNBA Playoffs.

### SEPTEMBER 19, 2009

Tamika Catchings had 24 points and 16 rebounds as the Fever used overtime to beat the Washington Mystics, 91-74, and advance to the East Finals.

### SEPTEMBER 26, 2009

In front of a capacity crowd courtesy of balcony seats purchased by Pacers president Larry Bird, the Fever beat Detroit 72-67 in Game 3 of the conference finals to claim its first Eastern Conference crown.

### SEPTEMBER 29, 2009

In an historic Game 1 of WNBA Finals, Indiana fell 120-116 in overtime at Phoenix, in the highest-scoring game in WNBA history. Katie Douglas had four 3-pointers and 30 points to lead the Fever. Ebony Hoffman had 27 points and eight rebounds.

### OCTOBER 1, 2009

Tamika Catchings' 19 points led five Fever players in double-figures as Indiana beat Phoenix, 93-84, in Game 2 of the WNBA Finals. It was the first Finals victory in Fever history.

### OCTOBER 4, 2009

The Fever hosted their first WNBA Finals game in Indianapolis as Indiana took a 2-1 series lead in front of another sellout crowd at Bankers Life Fieldhouse. Indiana won Game 3 of the Finals, 86-85.

### OCTOBER 7, 2009

In front of a third straight sellout crowd at Bankers Life Fieldhouse, Indiana lost Game 4 of the WNBA Finals, falling 90-77 to the Mercury.

### OCTOBER 9, 2009

In a deciding fifth game of the WNBA Finals, Tamika Catchings brought the Fever within a basket, 88-86, with 1:00 to play. But Phoenix scored eight free throws down the stretch to seal the outcome, 94-86. Tammy Sutton-Brown led Indiana with 22 points.

### JUNE 6, 2010

Indiana coasted to the largest victory margin in club history, blistering Minnesota by 38 points, 89-51 at Target Center.

### JULY 10, 2010

Scoring 47 out of a possible 60 points, Katie Douglas captured the 3-point shooting contest at the WNBA "Stars at the Sun" all-star showcase.

### JULY 14, 2010

On Kids Day, Indiana welcomed its largest crowd of the season, 10,076, and one of three crowds eclipsing the 10,000 mark as the Fever showed an attendance increase for the fourth straight year.

### JULY 18, 2010

Tamika Catchings scored nine of her 22 points in overtime to lift the Fever to an 84-81 victory at New York. Katie Douglas had 21 points and Ebony Hoffman added 15 to help the Fever move into first place in the East. Indiana overcame a career-high 40 points by Cappie Pondexter.

### AUGUST 6, 2010

Tamika Catchings scored 30 points during a 95-93 win over Atlanta, pulling Indiana ahead of the Dream for first place in the East. Catchings hit game-winning free throws with 3.5 seconds remaining. She became the first player in WNBA history to score 4,500 points, grab 2,000 rebounds and hand out 1,000 assists. In the same game, Katie Douglas hit the 500th 3-point field goal of her career to become the WNBA's first player with 500 3FGs and 500 assists.

### AUGUST 8, 2010

Tamika Catchings scored 24 points and grabbed 10 rebounds to lead the Fever past Phoenix 104-82, putting Indiana atop the Eastern Conference with two weeks left in the regular season.

### AUGUST 11, 2010

Indiana won 82-76 at Los Angeles to sweep two games with the Sparks for just the second time in franchise history.

### AUGUST 13, 2010

Indiana scored a franchise-record 110 points while beating Phoenix 110-90 and clinching a playoff spot for the sixth consecutive season.

### AUGUST 29, 2010

After dropping Game 1 of the East Semifinals in New York, Indiana responded with a 75-67 win at Bankers Life Fieldhouse.

### SEPTEMBER 1, 2010

Katie Douglas scored 24 points and Tamika Catchings added 21, but it was not enough for the Fever to overcome Cappie Pondexter and the Liberty. Pondexter scored 30 points and New York claimed a 77-74 Game 3 victory to clinch the best-of-three playoff series.

### OCTOBER 3, 2010

Tamika Catchings helped the United States to a gold medal victory at the FIBA World Championships conducted in the Czech Republic. Tully Bevilacqua earned a bronze medal with Australia.

### JUNE 13, 2011

Katie Douglas was named the WNBA's Eastern Conference Player of the Week after opening the season with 21.0 points per game through the Fever's first three games. Her week was highlighted by a 27-point effort in a win at New York with a team-record six 3-pointers.

### JUNE 14, 2011

Katie Douglas became the first player in WNBA history to record 500 career 3-pointers and 500 career steals. In a win over Tulsa, Douglas recorded 22 points with six 3-pointers, and added a steal to reach the milestone.

### JULY 9, 2011

Tamika Catchings passed Ticha Penicheiro to become the WNBA's career steals leader with six thefts in a win over the Washington Mystics. Catchings tied a league record with five steals in the fourth quarter.

### JULY 23, 2011

As part of 2011 All-Star festivities in San Antonio, celebrating the WNBA's 15th season, Tamika Catchings was named as one of the league's Top 15 Players of All-Time.



The Fever's Jessica Moore (left) and Tamika Catchings (center) battle for a rebound against Phoenix in Game 1 of the WNBA Finals on Sept. 29, 2009. Phoenix won the game, 120-116 in overtime, in what remains the highest-scoring game in league history.



Fever players celebrate as Indiana secures an 86-85 win over Phoenix to command a 2-1 lead in the WNBA Finals on Oct. 4, 2009. The victory put the Fever within one win of their first WNBA crown, but Phoenix rebounded to win Game 4 in Indy and a clinching Game 5 in Arizona.



## GREAT DATES IN FRANCHISE HISTORY

### AUGUST 13, 2011

Matching her own career scoring high, Tamika Catchings scored 32 points in a win over the New York Liberty. She made a Fever-record 17 free throws and became the sixth player in WNBA history to reach the 5,000-point plateau.

### SEPTEMBER 7, 2011

Katie Douglas scored 21 points to lead four double-figure scorers in an 87-69 win over the Washington Mystics, as Indiana clinched the top seed in the WNBA Eastern Conference playoffs for the second time in franchise history.

### SEPTEMBER 15, 2011

Erin Phillips' 14-foot jumper with 1.5 seconds remaining lifted Indiana to a 74-72 playoff victory over New York at Bankers Life Fieldhouse. Katie Douglas finished with a game-high 25 points as the Fever took a 1-0 lead in the Eastern Conference Semifinals.

### SEPTEMBER 19, 2011

Katie Douglas scored 21 points and Tamika Catchings added 17 to help Indiana past New York, 72-62, to advance past the Liberty, 2-1, into the Eastern Conference Finals.

### SEPTEMBER 22, 2011

A four-time Defensive Player of the Year and a top-five vote-getter in MVP balloting in 8 of 9 previous seasons, Tamika Catchings was named the WNBA's Most Valuable Player for the first time in her career. Catchings accepted the award from WNBA President Laurel Richie in a news conference at Bankers Life Fieldhouse.

### SEPTEMBER 22, 2011

Tangela Smith knocked down a Fever playoff record five 3-pointers while scoring a career high 25 points as Indiana beat Atlanta 82-74 in Game 1 of the Eastern Conference Finals. The win drew the Fever within one victory of a second trip to the WNBA Finals.

### JUNE 21, 2012

Indiana celebrated the 40th anniversary of Title IX by welcoming the "Father of Title IX," former U.S. Senator Birch Bayh, and celebrity honoree Ann Meyers Drysdale, by unleashing a franchise-record 15 3-pointers in a 95-61 win over Connecticut. A WNBA-record eight different players made 3-pointers for the Fever.

### JULY 7, 2012

Already the WNBA's all-time leader in free throws, Tamika Catchings used six FTs in an 88-86 overtime win over Chicago to become the first WNBA player to reach 1,500 in a career.

### AUGUST 11, 2012

A tri-captain on the U.S. Olympic Women's Basketball Team, Tamika Catchings won her third Olympic gold medal as the USA defeated France, 86-50. Catchings started all eight games in the Olympic Tournament, averaging 6.1 points and 4.9 rebounds per game, and finishing second on the team with 13 steals.

### AUGUST 23, 2012

Indiana trimmed a 13-point deficit to one before Briann January found Shavonte Zellous for a wide-open 3-pointer at the buzzer as the Fever won at Seattle, 68-66, for just the second time in history.

### SEPTEMBER 1, 2012

Indiana won for the seventh time in eight games, beating Chicago 81-64 to clinch an eighth consecutive playoff berth. Briann January paced the Fever with 19 points and four assists as Indiana completed a 5-game sweep of the Sky in 2012.

### SEPTEMBER 9, 2012

Katie Douglas scored a season-high 30 points during an 89-83 home win over Phoenix to become just the 10th WNBA player to reach 5,000 career points.

### SEPTEMBER 17, 2012

Indiana fell for the second time in three nights to defending champ Minnesota. The 86-79 loss to the Lynx in Minneapolis overshadowed a 19-point, 10-rebound effort for Tamika Catchings which included three 3-pointers. Catchings joined teammate Katie Douglas as the only players in WNBA history to reach career milestones of 500 steals and 500 3-point field goals.

### SEPTEMBER 19, 2012

In a 73-67 loss at Connecticut, Katie Douglas notched four 3-pointers to move past Tamika Catchings' club mark of 76 in a season, established in 2002. Douglas finished with 80, matching Becky Hammons for the league lead and joining Katie Smith and Diana Taurasi as the only players to reach 80 in a single year.

### SEPTEMBER 28, 2012

Tamika Catchings received an unprecedented fifth WNBA Defensive Player of the Year award. Joining her on the league's All-Defense Team was Briann January.

### SEPTEMBER 30, 2012

Facing elimination and watching its top scorers shoot just 2-of-14 before half-time, Indiana got 24 points and seven assists from Briann January to surprise Atlanta on the road, 103-88, in Game 2 of the East Semifinals. Tamika Catchings caught fire for 18 points in the fourth quarter to finish with 25 and Erlana Larkins, new to the starting lineup, finished with 16 points and seven rebounds.

### OCTOBER 2, 2012

Katie Douglas scored a game-high 24 points and Erlana Larkins pulled down 20 rebounds to help Indiana to a 75-64 win over Atlanta to reach the Eastern Conference Finals. Larkins' nine offensive rebounds tied a WNBA record and her total was the second-best in WNBA Playoffs history, matching Tamika Catchings with an Indiana record.

### OCTOBER 8, 2012

A frantic outlet pass from Tamika Catchings to Briann January resulted in a missed layup and buzzer-beating jump shot by Shavonte Zellous as Indiana once again staved off elimination, beating Connecticut 78-76 to force a decisive Game 3 in the East Finals. Katie Douglas finished with 24 points before a Bankers Life Fieldhouse playoff crowd of 9,225.

### OCTOBER 11, 2012

The headline in the decisive game of the East Finals appeared to be the loss of Indiana star Katie Douglas, who sustained a left ankle injury in the early moments of the first quarter. But the eventual story was the resilient Fever's sharpshooting in her absence. The Fever made 10-of-16 3-point field goal attempts and ran past



Tamika Catchings forces one of six steals in a July 9, 2011 win over Washington to become the WNBA's all-time leader in steals.



On Sept. 22, 2011, Catchings shares her WNBA MVP trophy with fans prior to the Fever's playoff game with the Atlanta Dream. WNBA President Laurel Richie presented the trophy at a news conference earlier in the day.



Spontaneous eruption by Fever fans and players followed an unlikely Catchings-to-January-to-Zellous game-winning scramble sent the 2012 East Finals to a decisive Game 3. Zellous' buzzer-beating jumper broke a 76-76 tie.

## GREAT DATES IN FRANCHISE HISTORY

Connecticut on the road, 87-71, to advance to the WNBA Finals for the second time in four seasons.

### OCTOBER 14, 2012

Facing the defending champs on the road, Indiana was a resounding underdog entering the WNBA Finals opener at Minnesota. Forty minutes later and on the strength of 20 points from Tamika Catchings and 15 rebounds by Erlana Larkins, the Fever beat the Lynx 76-70 to take a 1-0 lead in the WNBA Finals.

### OCTOBER 19, 2012

As the WNBA Finals returned to Indiana, Pacers Sports & Entertainment and the Fever announced a marquee partnership with athletic retailer Finish Line. The Finish Line logo will appear on team jerseys beginning in the 2013 season.

### OCTOBER 19, 2012

Before a sellout crowd of 18,165 at Bankers Life Fieldhouse, the Fever produced a 76-59 rout to take a 2-1 series lead over the Lynx. Shavonte Zellous led the Fever assault with a career-high 30 points as Indiana thoroughly blasted Minnesota – at one point leading 70-33, the largest lead (37) by any team in Finals history.

### OCTOBER 21, 2012

The elusive championship that eluded the Fever through its first 12 seasons finally arrived in Indianapolis! Behind 25 points from Tamika Catchings and 13 rebounds from Erlana Larkins, Indiana turned back Minnesota, 87-78, to clinch the WNBA Finals series 3-1 and claim the first pro basketball title in Indianapolis since an ABA title by the Indiana Pacers in 1973. It was the first WNBA crown for every member of the Fever team and coaching staff. Catchings was named the Finals MVP.

### OCTOBER 23, 2012

Indianapolis Mayor Greg Ballard declared the day as “Fever World Champions Day” as fans and Central Indiana residents were encouraged to join the Fever’s championship celebration. After flocking through the streets of downtown Indianapolis, nearly 3,000 fans gathered in the Bankers Life Fieldhouse Entry Pavilion to honor the WNBA Champions.

### OCTOBER 30, 2012

The Fever’s chief executive since the club’s founding in 1999, Kelly Krauskopf was promoted to President and General Manager.

### MAY 25, 2013

The defending WNBA champion was honored as Grand Marshal of the 2013 IPL 500 Festival Parade, just hours after a season-opening victory at San Antonio. Held on the eve of the Indianapolis 500 to celebrate the world’s largest single-day sporting event, visitors from around the country lined the streets of Indianapolis for one of the nation’s premier parades. The event was televised locally on WISH-TV, nationally on NBC Sports Network.

### MAY 31, 2013

The defending champions welcomed a capacity crowd at to open the 2013 home schedule and celebrate the 2012 crown. A WNBA championship banner was hung in the rafters while members of the team received championship rings. To commemorate the evening, every fan in attendance received a replica championship ring courtesy of Kroger.

### JUNE 14, 2013

Hail to the Chief and the Champs! The Indiana Fever visited the White House to be honored by President Barack Obama for its 2012 WNBA championship.

### JULY 9, 2013

Lin Dunn received a one-year contract extension through the 2014 season and assistant coach Stephanie White was elevated to associate head coach in 2014.

### JULY 21, 2013

On her 34th birthday at Washington, Tamika Catchings overcame a bloodied nose to record her 84th career double-double. She scored 23 points with 10 rebounds, adding six assists and three steals. A day later she was named the Eastern Conference Player of the Week.

### JULY 23, 2013

With Fever coach Lin Dunn directing the East All-Stars at Mohegan Sun Arena, Fever guard Shavonte Zellous made her first All-Star appearance. The West beat the East, 102-98, in the first All-Star Game ever led by two female coaches.

### SEPTEMBER 2, 2013

With double-doubles in three of four games between Aug. 24 to Sept. 6, Tamika Catchings was named the East’s player of the week.

### SEPTEMBER 4, 2013

Erlana Larkins matched a franchise record by pulling down 17 rebounds in an overtime loss at Atlanta.

### SEPTEMBER 7, 2013

Indiana locked up its ninth consecutive playoff berth with a 69-60 win over the Connecticut Sun at Bankers Life Fieldhouse.

### SEPTEMBER 20, 2013

Indiana placed five scorers in double figures, including 20 points from Shavonte Zellous as the Fever dismantled playoff favorite Chicago in Game 1 of the East Semifinals, 85-72, at Chicago.

### SEPTEMBER 22, 2013

With Shavonte Zellous receiving the league’s Most Improved Player Award in a pregame announcement, Indiana completed an opening round sweep of the Chicago Sky, 79-57 in Game 2 of the East Semis. Zellous finished with 10 points and Tamika Catchings and Erlana Larkins each contributed double-doubles as the Fever upset the East’s top seed.

### APRIL 21, 2014

In conjunction with local TV partner WISH-TV, the Fever announced a local package featuring six televised games on MyIndy-TV 23. Combining an existing regional deal with FOX Sports Indiana, national games on ESPN2 and games aired on NBATV, the Fever had an unprecedented 20 of 34 regular season games scheduled for live television in 2014.

### MAY 9-11, 2014

The Fever took part in the first WNBA Preseason Tournament, conducted at ESPN Wide World of Sports Complex at Walt Disney World near Orlando, Fla. The field included Indiana, Chicago, Minnesota and Phoenix.

### MAY 16, 2014

Natasha Howard’s rookie debut featured 16 points, 10 rebounds and six blocked shots in a 74-71 loss at Chicago. Howard joined Tamika Catchings as the only Fever rookies ever to debut with a double-double. Her blocked shots tied the franchise record and set a new rookie standard.

### MAY 25, 2014

Erlana Larkins had a franchise-record 22 rebounds in an 82-77 OT win at Atlanta. Larkins matched a career-high with six steals, and had five points and five rebounds during the overtime session.



The Fever’s title in 2012 was celebrated on the court and in postgame embraces with the WNBA championship trophy. A nearly unanimous underdog entering the Finals, Indiana stole home-court advantage in Minneapolis and swept Games 3 and 4 at Bankers Life Fieldhouse with Catchings, January, Larkins, Phillips and Zellous sprinting past the highly-favored Lynx.



The WNBA Champion Indiana Fever posed with fans during a Championship Celebration on Oct. 23, 2012. Lin Dunn paid a tribute to the team’s fans, many of whom she proclaimed as the team’s “founding fans,” referring to longtime season ticket holders. Mayor Greg Ballard proclaimed the day as “Fever World Champions Day” in the City of Indianapolis.

## GREAT DATES IN FRANCHISE HISTORY

### JUNE 3, 2014

Briann January was named Eastern Conference Player of the Week after pacing the Fever to a pair of wins with 20 points in each game.

### JUNE 14, 2014

Fever head coach Lin Dunn was inducted into the Women's Basketball Hall of Fame in Nashville, Tenn.

### JUNE 25, 2014

A 107-102 OT loss to Tulsa marked the first time in Indiana regular-season history that both teams eclipsed 100 points. It was the fourth-highest scoring total in team history and featured a career-high 33 points for Shavonte Zellous.

### JULY 19, 2014

Fever stars Tamika Catchings and Briann January helped the East to a 125-124 overtime win in the WNBA All-Star Game in Phoenix, Ariz. Catchings had 14 points, 13 rebounds, five steals and a game-winning layin with 6 seconds left in OT. January added nine points and four assists as part of her first All-Star appearance just miles from her college alma mater in Tempe.

### JULY 21, 2014

Tamika Catchings added a 21st Player of the Week award after a pair of 25-point outings against L.A. and Chicago.

### JULY 31, 2014

At Seattle, Tamika Catchings scored 16 points to move past Katie Smith as the third-leading scorer in WNBA history.

### AUGUST 14, 2014

Behind 16 points from Briann January, Indiana clinched a record tying 10th consecutive playoff appearance with a 76-63 win over New York.

### AUGUST 16, 2014

A pregame tribute to longtime head coach Lin Dunn highlighted Fan Appreciation Night as Indiana beat Chicago in a regular season finale, 71-67. A hall of fame banner in Dunn's name was raised to the ceiling at Bankers Life Fieldhouse.

### AUGUST 20, 2014

Tamika Catchings garnered East Player of the Month honors for the third time in her career.

### AUGUST 23, 2014

Tamika Catchings scored 26 points to pace the Fever to an 81-76 overtime win over the Washington Mystics, advancing to the East Finals for the seventh time.

### SEPTEMBER 3, 2014

Briann January was awarded the league's WNBA Cares Community Assist Award for August for her advocacy work surrounding breast health awareness and children's literacy.

### SEPTEMBER 23, 2014

Former Fever player and assistant coach Stephanie White was introduced as the fifth head coach in club history.

### APRIL 25, 2015

Tamika Catchings was honored with the Silver Medal Award while accepting induction into the Indiana Basketball Hall of Fame.

### JUNE 6, 2015

Indiana fans established a Guinness World Record for the most people to light a glowstick simultaneously in a single venue. Over 9,000 fans attended the Fever's season opener against Minnesota, with an official count of 3,712 glowsticks lit simultaneously prior to tipoff.

### JUNE 14, 2015

As part of a tribute game to Greendale, Ind., native Lauren Hill, the Pacers Foundation's Be YOUUnique Fund donated \$9,600 to The Cure Starts Now Cancer Research Foundation. The Chicago Sky beat the Fever in a game televised nationally on ESPN2.

### JUNE 20, 2015

The Fever and Pacers Sports & Entertainment renewed a marquee partnership with athletic retailer Finish Line. By the end of its next term, beginning in 2016, the Fever-Finish Line relationship will become the longest-tenured jersey partnership in WNBA history.

### JULY 8, 2015

Kids Day welcomed a crowd of 12,189 to see the Fever beat the Seattle Storm. It was the club's largest crowd since 2003.

### JULY 15, 2015

Tamika Catchings was honored as the winner of the inaugural Sports Humanitarian of the Year Award, presented by ESPN and PlayStation. Catchings was awarded \$75,000 to advance the impact of her Catch The Stars Foundation.

### JULY 25, 2015

Tamika Catchings became the first WNBA player to appear in 10 WNBA All-Star Games and also became the leading scorer in WNBA All-Star Game history. Fever teammate Marissa Coleman made her first All-Star appearance with a pair of 3-pointers.

### AUGUST 7, 2015

Wearing pink uniforms on Breast Health Awareness Night, Indiana set a franchise record for free throws, 40, while beating Atlanta 106-77. The scoring total was the second-highest in franchise history.

### AUGUST 21, 2015

The Fever used a dominant third quarter to race past Seattle, 75-63, and sweep a three-game West Coast road trip for the first time in its history. Indiana trailed at halftime, but outscored the Storm 30-9 in the third. Shenise Johnson finished with a game-high 16 points as the Fever set a new franchise mark with its fourth straight road win.

### AUGUST 23, 2015

The hottest team in the WNBA, the Fever won for the 14th time in 17 games, downing New York 80-79 at Bankers Life Fieldhouse to draw within one game of the Liberty in the Eastern Conference. One of five scorers in double figures, Shenise Johnson hit the game-winning bucket with 1:30 left to play.

### SEPTEMBER 1, 2015

An 81-51 triumph over Connecticut wrapped up an 11th consecutive playoff berth to extend the Fever's WNBA record.

### SEPTEMBER 21, 2015

Indiana reached the conference finals for a WNBA-record fifth straight season by beating Chicago, 100-89, despite 40 points from league MVP Elena Delle Donne. In a remarkable game in which both teams shot 57 percent from the floor, the Fever got 27 points and nine rebounds from Tamika Catchings, 22 points from Shenise Johnson and five 3-pointers from Marissa Coleman. In the process, Catchings became the first player in WNBA history to eclipse 1,000 career points in the playoffs.

### SEPTEMBER 29, 2015

The Fever won Games 2 and 3 of the East Finals against New York. Marissa Coleman matched her own franchise record with five 3-pointers and 15 points, and



Hail to the Chief and the Champs! President Barack Obama welcomed the 2012 WNBA champions to the White House on Friday, June 14, 2013.



After seven years as head coach and 12 years with the organization overall, women's hoops pioneer Lin Dunn was honored Aug. 16, 2014 with a banner in the rafters. Following a career spanning parts of five decades, Dunn was inducted into numerous halls of fame, including the Women's Basketball Hall of Fame on June 14, 2014.

## GREAT DATES IN FRANCHISE HISTORY

Tamika Catchings added 14 as Indiana upset New York, the East's top seed, 66-51 at Madison Square Garden. It marked the first time in league history that a rookie head coach led a team into the WNBA Finals.

### **OCTOBER 4, 2015**

Briann January had 19 points and six assists as the Fever stole home-court advantage with a 75-69 victory over Minnesota in Game 1 of the WNBA Finals.

### **OCTOBER 11, 2015**

Indiana staved off elimination from the playoffs again, turning back Minnesota, 75-69, in Game 4 of the WNBA Finals. After falling in Games 2 and 3, the Fever won their fifth straight elimination game behind 15 points from Shenise Johnson and 14 from Marissa Coleman.

### **MAY 14, 2016**

In an opening night loss to Dallas, Tiffany Mitchell led Indiana with 18 points, the most in an Indiana rookie debut since Tamika Catchings scored 23 in her 2002 debut.

### **JUNE 29, 2016**

"This one's for you, Pat Summitt!" Tamika Catchings scored a game-high 26 points to pace the Fever past Chicago on the road, pointing her finger skyward after each bucket in a tribute to her legendary college coach who succumbed to cancer one day earlier.

### **JULY 13, 2016**

Kids Day produced an afternoon crowd of 12,272, the Fever's largest regular season audience since 2003.

### **AUGUST 20, 2016**

Tamika Catchings and her USA teammates downed Spain in the gold medal game in Rio de Janeiro, Brazil. Catchings and co-captains Sue Bird and Diana Taurasi tied the Olympic basketball record with their fourth gold medal.

### **AUGUST 27, 2016**

Tamika Catchings conducted a postgame auction and autograph session before a capacity crowd on the TCU Practice Court, as part of her season-long Legacy Tour. She conducted similar events that included her own \$2,000 donation to a local charity, in each of 12 WNBA cities.

### **SEPTEMBER 1, 2016**

Shenise Johnson and Marissa Coleman combined for 21 of their 40 points in a record-tying 40-point first quarter as the Fever rolled to a 98-77 home win over New York. Indiana tied the WNBA record for points in a single quarter, and tied franchise marks for 3-pointers in a quarter and a half.

### **SEPTEMBER 11, 2016**

A win at Washington clinched Indiana's 12th consecutive playoff appearance. The 12-year streak marked the third-longest active streak in American pro sports.

### **SEPTEMBER 16, 2016**

With her third rebound in a home loss to Minnesota, Tamika Catchings passed Lisa Leslie as the WNBA's career rebounding leader. In the same game, Briann January scored eight points to become the third player in club history to surpass 2,000 career points.

### **SEPTEMBER 18, 2016**

Rookie Tiffany Mitchell set a franchise record for consecutive free throws made, hitting 42 in-a-row since June 17 before missing her final attempt of the season.

Similarly, Shenise Johnson made her final 40 attempts to finish 2016 with the second-longest streak in club history.

### **SEPTEMBER 18, 2016**

Tamika Catchings finished an illustrious regular-season career ranked No. 1 in WNBA career rebounds, steals and free throws. She finished as the league's No. 2 career scorer and was No. 6 in assists.

### **SEPTEMBER 18, 2016**

The second-largest regular-season crowd in team history - 17,704 - paid tribute to Tamika Catchings in her final regular season game, an 83-60 win over Dallas. Catchings finished the game with 16 points and was showered with praise, gifts and applause in an emotional post-game ceremony at Bankers Life Fieldhouse.

### **SEPTEMBER 21, 2016**

Indiana fell to Phoenix, 89-78, to absorb an early playoff exit in what was Tamika Catchings' final game. Fittingly, she finished with a playoff double-double of 13 points and 10 rebounds.



First-year head coach Stephanie White became the first rookie coach in WNBA history to lead a team to the WNBA Finals. Indiana celebrated its third Eastern Conference championship after a 66-51 win over top-seeded New York, in the 2015 East Finals at Madison Square Garden.



On Sept. 18, 2016, the second-largest regular season crowd in Fever history, 17,704, helped the Indiana Fever franchise thank, congratulate and pay tribute to Tamika Catchings during the final regular season game of her 16-year career.

# DRAFT HISTORY

## 2000 WNBA EXPANSION DRAFT

**December 15, 1999**  
**First Round**  
 Gordana Grubin, from Los Angeles, 1st  
**Second Round**  
 Sandy Brondello, from Detroit, 8th **(1)**  
**Third Round**  
 Nyree Roberts, from Washington, 9th **(2)**  
**Fourth Round**  
 Kara Wolters, from Houston, 16th  
**Fifth Round**  
 Rita Williams, from Washington, 17th  
**Sixth Round**  
 Chantel Tremiere, from Utah, 24th

## 2000 WNBA DRAFT

**April 25, 2000**  
**Second Round**  
 Jurgita Streimikyte, Lithuania, 26th  
**Third Round**  
 Usha Gilmore, Rutgers, 42nd  
**Fourth Round**  
 Latina Davis, Tennessee, 50th **(3)**  
 Renee Robinson, Virginia, 58th **(3)**

## 2001 WNBA DRAFT

**April 20, 2001**  
**First Round**  
 Tamika Catchings, Tennessee, 3rd  
 Kelly Schumacher, Connecticut, 14th  
**Second Round**  
 Niele Ivey, Notre Dame, 19th  
**Third Round**  
 Marlena Williams, Missouri, 35th  
**Fourth Round**  
 April Brown, Louisiana State, 51st

## 2002 WNBA DRAFT

**April 19, 2002**  
**First Round**  
 Tawana McDonald, Georgia, 13th  
**Second Round**  
 Zuzi Klimesova, Vanderbilt, 17th  
**Third Round**  
 Kelly Komara, Purdue, 34th  
**Fourth Round**  
 LaKeisha Taylor, Arizona, 49th  
 Jillian Danker, Vanderbilt, 52nd

## 2003 WNBA DISPERSAL DRAFT

**April 24, 2003**  
 Sylvia Crawley, Portland, 7th **(4)**

## 2003 WNBA DRAFT

**April 25, 2003**  
**First Round**  
 Gwen Jackson, Tennessee, 6th (4)  
**Second Round**  
 DeTrina White, Louisiana State, 20th  
**Third Round**  
 Ashley McElhiney, Vanderbilt, 35th

## 2004 WNBA DISPERSAL DRAFT

**January 6, 2004**  
 Deanna Jackson, Cleveland, 5th

## 2004 WNBA DRAFT

**April 17, 2004**  
**First Round**  
 Ebony Hoffman, USC, 9th  
**Third Round**  
 Ieva Kublina, Virginia Tech, 31st

## 2005 WNBA DRAFT

**April 16, 2005**  
**First Round**  
 Tan White, Mississippi State, 2nd  
**Second Round**  
 Yolanda Paige, West Virginia, 16th  
**Third Round**  
 Ashley Earley, Vanderbilt, 29th

## 2006 WNBA DRAFT

**April 5, 2006**  
**First Round**  
 La'Tangela Atkinson, North Carolina, 9th  
**Second Round**  
 Kasha Terry, Georgia Tech, 26th  
**Third Round**  
 Jessica Foley, Duke, 38th  
 Marina Kuzina, Russia, 40th

## 2007 WNBA DRAFT

**April 4, 2007**  
**First Round**  
 Alison Bales, Duke, 9th  
**Second Round**  
 Lyndsey Medders, Iowa State, 22nd  
**Third Round**  
 Ashley Key, NC State, 35th

## 2008 WNBA DRAFT

**April 9, 2008**  
**Second Round**  
 Khadijah Whittington, NC State, 26th

## 2009 WNBA DRAFT

**April 9, 2009**  
**First Round**  
 Briann January, Arizona State, 6th  
**Second Round**  
 Christina Wirth, Vanderbilt, 19th  
**Third Round**  
 Danielle Campbell, Purdue, 32nd

## 2010 WNBA DRAFT

**April 8, 2010**  
**First Round**  
 Jené Morris, San Diego State, 11th  
**Second Round**  
 Armelie Lumanu, Mississippi State, 23rd  
**Third Round**  
 Joy Cheek, Duke, 35th

## 2011 WNBA DRAFT

**April 11, 2011**  
**First Round**  
 Jeanette Pohlen, Stanford, 9th  
**Third Round**  
 Jori Davis, Indiana, 33rd

## 2012 WNBA DRAFT

**April 16, 2012**  
**First Round**  
 Sasha Goodlett, Georgia Tech, 11th  
**Third Round**  
 Courtney Hurt, Va. Commonwealth, 34th

## 2013 WNBA DRAFT

**April 11, 2013**  
**First Round**  
 Layshia Clarendon, California, 9th  
**Second Round**  
 Jasmine Hassell, Georgia, 21st  
**Third Round**  
 Jennifer George, Florida, 33rd

## 2014 WNBA DRAFT

**April 14, 2010**  
**First Round**  
 Natasha Howard, Florida State, 5th  
 Natalie Achonwa, Notre Dame, 9th  
**Third Round**  
 Haiden Palmer, Gonzaga, 29th

## 2015 WNBA DRAFT

**April 16, 2015**  
**Second Round**  
 Chelsea Gardner, Kansas, 21st

## 2016 WNBA DRAFT

**April 14, 2016**  
**First Round**  
 Tiffany Mitchell, South Carolina, 9th  
**Second Round**  
 Brene Moseley, Maryland, 21st  
**Third Round**  
 Julie Allamand, Belgium, 33rd

## 2017 WNBA DRAFT

**April 13, 2017**  
**Second Round**  
 Erica McCall, Stanford, 17th  
 Feyonda Fitzgerald, Temple, 20th  
 Ronni Williams, Florida, 22nd  
**Third Round**  
 Adrienne Motley, Miami, 32nd

## DRAFT DAY TRADES

- (1)** Acquired Stephanie White from Miami, in exchange for Sandy Brondello and a 2000 first-round draft pick, following the 2000 Expansion Draft.
- (2)** Acquired Monica Maxwell from Washington, in exchange for selecting Nyree Roberts and a 2000 fourth-round draft pick, following the 2000 Expansion Draft.
- (3)** Acquired Latavia Coleman from Houston, in exchange for Latina Davis and Renee Robinson, following the 2000 Draft.
- (4)** Acquired Natalie Williams and Coretta Brown from San Antonio, in exchange for Sylvia Crawley and Gwen Jackson, following the 2003 Dispersal Draft and the 2003 Draft.

## DRAFT SELECTIONS BY SCHOOLS

Arizona-1  
 Arizona State-1  
 California-1  
 Connecticut-1  
 Duke-3  
 Florida-2  
 Florida State-1  
 Georgia-2  
 Georgia Tech-2  
 Gonzaga-1  
 Indiana-1  
 Iowa State-1  
 Kansas-1  
 Louisiana State-2  
 Maryland-1  
 Miami-1  
 Mississippi State-2  
 Missouri-1  
 North Carolina-1  
 NC State-2  
 Notre Dame-2  
 Purdue-2  
 Rutgers-1  
 San Diego State-1  
 South Carolina-1  
 Stanford-2  
 Temple-1  
 Tennessee-3  
 USC-1  
 Vanderbilt-5  
 Virginia-1  
 Virginia Commonwealth-1  
 Virginia Tech-1  
 West Virginia-1





SEASON RECAPS

2011 FINAL STATISTICS | REGULAR SEASON (21-13)

Table with 21 columns: PLAYER, G, GS, MIN, FIELD GOALS (FG, FGA, PCT), 3-POINT FG (FGA, PCT), FREE THROWS (FT, FTA, PCT), REBOUNDS (OFF, DEF, TOT), AST, PF, DQ, STL, TO, BLK, PTS, AVG. Includes data for individual players and totals for OPPONENTS.

PLAYOFFS (3-3)

Table with 21 columns: PLAYER, G, GS, MIN, FIELD GOALS (FG, FGA, PCT), 3-POINT FG (FGA, PCT), FREE THROWS (FT, FTA, PCT), REBOUNDS (OFF, DEF, TOT), AST, PF, DQ, STL, TO, BLK, PTS, AVG. Includes data for individual players and totals for OPPONENTS.

Table with 4 columns: DATE, CITY, SCORE, PTS. Lists game dates, cities, scores, and total points for June, July, August, and September.

2010 FINAL STATISTICS | REGULAR SEASON (21-13)

Table with 21 columns: PLAYER, G, GS, MIN, FIELD GOALS (FG, FGA, PCT), 3-POINT FG (FGA, PCT), FREE THROWS (FT, FTA, PCT), REBOUNDS (OFF, DEF, TOT), AST, PF, DQ, STL, TO, BLK, PTS, AVG. Includes data for individual players and totals for OPPONENTS.

PLAYOFFS (1-2)

Table with 21 columns: PLAYER, G, GS, MIN, FIELD GOALS (FG, FGA, PCT), 3-POINT FG (FGA, PCT), FREE THROWS (FT, FTA, PCT), REBOUNDS (OFF, DEF, TOT), AST, PF, DQ, STL, TO, BLK, PTS, AVG. Includes data for individual players and totals for OPPONENTS.

Table with 4 columns: DATE, CITY, SCORE, PTS. Lists game dates, cities, scores, and total points for May, June, July, August, and September.











# SEASON RECAPS

## 2001 FINAL STATISTICS | REGULAR SEASON (10-22)

PLAYER	G	GS	MIN	FIELD GOALS			3-POINT FG			FREE THROWS			REBOUNDS					PF	DQ	STL	TO	BLK	PTS	AVG
				FG	FGA	PCT	FG	FGA	PCT	FT	FTA	PCT	OFF	DEF	TOT	AST								
Williams	32	29	1042	115	293	.392	41	109	.376	109	130	.838	25	79	104	114	71	0	72	100	11	380	11.9	
Streimikyte	27	26	707	99	207	.472	0	9	.000	48	57	.842	45	94	139	52	81	2	37	52	19	246	9.1	
Scott	32	30	775	99	217	.456	0	2	.000	82	111	.739	52	109	161	40	108	1	22	72	12	280	8.8	
Thompson	22	7	381	76	174	.437	17	43	.395	17	23	.739	21	42	63	25	24	0	9	22	7	186	8.5	
Malcolm	31	23	705	90	212	.425	23	56	.411	56	62	.871	31	60	91	26	75	2	13	48	3	257	8.3	
Grubin	27	9	481	62	167	.371	17	58	.293	29	39	.744	18	31	49	33	30	0	7	34	0	170	6.3	
White	30	0	504	52	137	.380	23	57	.404	42	55	.764	13	42	55	58	50	0	26	38	14	169	5.6	
Braziel	23	0	341	50	115	.435	0	1	.000	27	35	.771	21	56	77	7	27	0	9	20	13	127	5.5	
Schumacher	28	5	380	46	93	.495	3	5	.600	17	20	.850	23	47	70	10	41	0	5	21	29	112	4.0	
Hall	13	0	123	14	34	.412	0	3	.000	8	14	.571	5	11	16	4	11	0	4	7	0	36	2.8	
Ivey	32	26	708	38	102	.373	25	70	.357	14	15	.933	16	39	55	70	51	0	33	35	5	115	3.6	
Maxwell	15	3	238	16	53	.302	7	31	.226	8	12	.667	12	26	38	14	19	0	5	22	3	47	3.1	
<b>FEVER</b>	<b>32</b>		<b>6475</b>	<b>762</b>	<b>1822</b>	<b>.418</b>	<b>157</b>	<b>446</b>	<b>.352</b>	<b>472</b>	<b>591</b>	<b>.799</b>	<b>286</b>	<b>649</b>	<b>935</b>	<b>458</b>	<b>600</b>	<b>5</b>	<b>242</b>	<b>491</b>	<b>118</b>	<b>2153</b>	<b>67.3</b>	
<b>OPPONENTS</b>	<b>32</b>		<b>6475</b>	<b>853</b>	<b>1899</b>	<b>.449</b>	<b>131</b>	<b>367</b>	<b>.357</b>	<b>412</b>	<b>583</b>	<b>.707</b>	<b>306</b>	<b>660</b>	<b>966</b>	<b>585</b>	<b>616</b>	<b>6</b>	<b>256</b>	<b>466</b>	<b>140</b>	<b>2249</b>	<b>70.3</b>	

MAY				
31	HOUSTON	L	78-82	10,041
<b>JUNE</b>				
2	at New York	L	58-75	16,050
4	SEATTLE	L	71-74	OT 7,021
5	at Miami	L	61-63	6,462
9	at Cleveland	L	76-86	6,284
12	at Minnesota	W	65-60	6,351
16	MINNESOTA	W	67-65	8,067
18	ORLANDO	L	65-72	7,682
22	DETROIT	W	77-56	7,116
23	at Detroit	W	74-70	5,459
27	PORTLAND	L	65-68	7,302
29	CHARLOTTE	L	67-75	8,024
<b>JULY</b>				
1	PHOENIX	W	86-78	OT 7,459
6	at Houston	L	64-79	10,513
8	NEW YORK	L	56-58	8,364
9	at New York	L	65-72	13,791
11	CLEVELAND	L	58-76	7,025
13	ORLANDO	W	74-60	8,770
14	at Charlotte	L	58-71	6,066
18	UTAH	L	57-61	7,347
20	WASHINGTON	W	73-65	7,493
22	at Washington	L	61-69	16,021
24	at Charlotte	L	66-75	4,360
27	at Cleveland	W	67-63	9,981
28	MIAMI	L	63-69	10,871
<b>AUGUST</b>				
1	WASHINGTON	W	70-64	11,142
3	at Sacramento	L	69-81	8,856
4	at Utah	L	54-65	8,568
6	at Los Angeles	L	66-81	8,166
10	at Miami	L	67-72	OT 9,013
12	DETROIT	W	83-66	15,198
14	at Orlando	L	72-78	8,570

## 2000 FINAL STATISTICS | REGULAR SEASON (9-23)

PLAYER	G	GS	MIN	FIELD GOALS			3-POINT FG			FREE THROWS			REBOUNDS					PF	DQ	STL	TO	BLK	PTS	AVG
				FG	FGA	PCT	FG	FGA	PCT	FT	FTA	PCT	OFF	DEF	TOT	AST								
Wolters	31	30	793	148	264	.561	0	0	---	74	100	.740	46	118	164	39	99	2	12	73	49	370	11.9	
Williams	32	29	1014	112	274	.409	49	131	.374	79	108	.731	22	73	95	101	69	1	76	69	3	352	11.0	
Maxwell	32	32	1029	110	285	.386	62	156	.397	50	58	.862	40	120	160	63	92	0	49	64	16	332	10.4	
Thompson	31	26	792	131	255	.514	18	40	.450	30	42	.714	48	109	157	41	85	4	24	53	4	310	10.0	
Grubin	29	20	720	90	239	.377	28	91	.308	31	40	.775	20	56	76	63	47	0	31	60	0	239	8.2	
White	32	12	635	66	166	.398	27	70	.386	71	86	.826	14	46	60	57	49	0	31	47	6	230	7.2	
McCulley	29	2	456	63	153	.412	3	17	.176	46	63	.730	45	37	82	19	63	1	16	37	22	175	6.0	
Streimikyte	27	6	424	46	117	.393	2	6	.333	27	35	.771	25	46	71	44	67	1	16	32	23	121	4.5	
Tremittiere	25	3	318	18	51	.353	4	9	.444	10	16	.625	6	25	31	51	30	0	10	30	1	50	2.0	
Gaither	6	0	24	3	8	.375	0	0	---	0	0	---	1	2	3	1	2	0	0	1	1	6	1.0	
Quinney	17	0	118	6	14	.429	0	0	---	3	5	.600	11	5	16	15	12	0	4	10	0	15	0.9	
Gilmore	4	0	21	1	5	.200	0	1	.000	0	0	---	3	2	5	2	6	0	0	4	0	2	0.5	
<b>FEVER</b>	<b>32</b>		<b>6425</b>	<b>796</b>	<b>1838</b>	<b>.433</b>	<b>193</b>	<b>521</b>	<b>.370</b>	<b>428</b>	<b>569</b>	<b>.752</b>	<b>285</b>	<b>647</b>	<b>932</b>	<b>501</b>	<b>642</b>	<b>9</b>	<b>271</b>	<b>518</b>	<b>126</b>	<b>2213</b>	<b>69.2</b>	
<b>OPPONENTS</b>	<b>32</b>		<b>6425</b>	<b>839</b>	<b>1868</b>	<b>.449</b>	<b>109</b>	<b>358</b>	<b>.304</b>	<b>503</b>	<b>669</b>	<b>.752</b>	<b>321</b>	<b>633</b>	<b>954</b>	<b>528</b>	<b>612</b>	<b>5</b>	<b>267</b>	<b>476</b>	<b>75</b>	<b>2290</b>	<b>71.6</b>	

JUNE				
1	at Miami	W	57-54	11,212
3	ORLANDO	L	82-88	12,575
5	MIAMI	W	80-59	9,505
9	at Detroit	L	76-80	5,013
10	NEW YORK	L	62-70	11,009
12	CLEVELAND	L	70-83	9,006
17	at Orlando	W	79-54	7,300
18	at Detroit	L	74-111	5,108
21	SACRAMENTO	L	58-70	9,638
23	NEW YORK	L	60-69	13,178
24	at Houston	L	67-93	12,152
28	LOS ANGELES	L	73-82	11,697
30	at New York	L	70-72	11,953
<b>JULY</b>				
1	MIAMI	L	52-54	9,949
3	PORTLAND	L	64-68	12,060
6	at Orlando	L	60-72	7,081
8	PHOENIX	L	65-66	11,659
12	at Washington	W	81-58	11,953
14	SEATTLE	W	64-45	10,920
15	at Cleveland	L	55-79	9,736
20	at Washington	L	74-85	19,093
22	CHARLOTTE	W	80-59	12,671
24	at Charlotte	L	78-82	OT 5,055
26	at Phoenix	L	65-79	9,487
28	at Portland	W	73-58	8,072
29	at Utah	L	71-79	8,803
<b>AUGUST</b>				
1	at Seattle	L	60-66	8,670
3	WASHINGTON	L	71-75	10,804
4	CLEVELAND	W	87-75	11,685
6	at Minnesota	L	75-80	8,644
7	DETROIT	L	63-74	12,213
9	CHARLOTTE	W	67-51	11,701

**ALL-TIME ROSTER****Natalie Achonwa**

#11

Height: 6-4 Weight: 183 Birthdate: November 22, 1992 College/Country: Notre Dame '14  
 TRANSACTIONS - Drafted: April 14, 2014, First round (9th overall), 2014 WNBA Draft | Signed: February 5, 2015

YEAR	G	GS	MIN	FG	A	PCT	3FG	A	PCT	FT	A	PCT	OR	DR	TR	AVG	AST	PF	DQ	ST	TO	BLK	PTS	AVG	
2015 IND	28	17	484	88	160	.550	0	0	.000	47	63	.746	40	57	97	3.5	17	58	0	14	37	14	223	8.0	
2016 IND	24	0	195	36	66	.545	0	0	.000	14	20	.700	16	31	47	2.0	6	27	0	10	12	1	86	3.6	
2 YEARS	52	17	679	124	226	.549	0	0	.000	61	83	.735	56	88	144	2.8	23	85	0	24	49	15	309	5.9	
<b>PLAYOFF STATISTICS</b>																									
2015 IND	6	1	42	4	15	.267	0	0	.000	3	6	.500	2	7	9	1.5	2	10	0	0	7	1	11	1.8	
2016 IND	1	0	9	2	3	.667	0	0	.000	0	0	.000	1	3	4	4.0	1	0	0	0	0	0	4	4.0	
2 YEARS	7	1	51	6	18	.333	0	0	.000	3	6	.500	3	10	13	1.9	3	10	0	0	7	1	15	2.1	

**HONOR & DISTINCTION**

- Olympics (Canada), 2016
- WNBA Finals, 2015
- WNBA All-Rookie Team, 2015
- WNBA Rookie of Month, June 2015
- First-round draft pick, 2015

**La'Tangela Atkinson**

#22

Height: 6-2 Weight: 168 Birthdate: March 22, 1984 College/Country: North Carolina '06  
 TRANSACTIONS - Drafted: April 5, 2006, First round (9th overall), 2006 WNBA Draft | Traded: March 23, 2007, to Sacramento, in exchange for a 2008 second-round draft pick | Acquired: April 27, 2012, signed as free agent | Waived: May 14, 2012

YEAR	G	GS	MIN	FG	A	PCT	3FG	A	PCT	FT	A	PCT	OR	DR	TR	AVG	AST	PF	DQ	ST	TO	BLK	PTS	AVG	
2006 IND	33	1	417	38	87	.437	5	17	.294	18	39	.462	25	51	76	2.3	22	31	0	18	34	5	99	3.0	
<b>PLAYOFF STATISTICS</b>																									
2006 IND	2	0	30	2	9	.222	0	0	.000	2	4	.500	10	7	17	8.5	3	2	0	1	2	2	6	3.0	

**HONOR & DISTINCTION**

- First-round draft pick, 2006

**Leigh Aziz**

#2

Height: 6-3 Weight: 177 Birthdate: February 28, 1979 College/Country: Syracuse '01  
 TRANSACTIONS - Acquired: May 1, 2003, signed as free agent | Waived: May 19, 2004

YEAR	G	GS	MIN	FG	A	PCT	3FG	A	PCT	FT	A	PCT	OR	DR	TR	AVG	AST	PF	DQ	ST	TO	BLK	PTS	AVG
2003 IND	7	0	44	4	14	.286	0	0	.000	2	4	.500	2	7	9	1.3	1	5	0	0	3	4	10	1.4

**Sherill Baker**

#5

Height: 5-8 Weight: 125 Birthdate: December 3, 1982 College/Country: Georgia '06  
 TRANSACTIONS - Acquired: May 22, 2008, signed as free agent | Waived: May 21, 2009

YEAR	G	GS	MIN	FG	A	PCT	3FG	A	PCT	FT	A	PCT	OR	DR	TR	AVG	AST	PF	DQ	ST	TO	BLK	PTS	AVG	
2008 IND	13	0	110	12	37	.324	0	1	.000	25	34	.735	7	15	22	1.7	15	15	0	9	11	1	49	3.8	
<b>PLAYOFF STATISTICS</b>																									
2008 IND	DID NOT PLAY																								

**Alison Bales**

#43

Height: 6-7 Weight: 218 Birthdate: April 4, 1985 College/Country: Duke '07  
 TRANSACTIONS - Drafted: April 4, 2007, First round (9th overall), 2007 WNBA Draft | Traded: July 4, 2008, to Atlanta, in exchange for Kristen Mann

YEAR	G	GS	MIN	FG	A	PCT	3FG	A	PCT	FT	A	PCT	OR	DR	TR	AVG	AST	PF	DQ	ST	TO	BLK	PTS	AVG	
2007 IND	17	0	169	24	42	.571	0	0	.000	7	8	.875	12	33	45	2.6	2	14	0	4	7	13	55	3.2	
2008 IND	14	0	126	14	36	.389	2	5	.400	7	9	.778	7	15	22	1.6	2	18	0	5	3	14	37	2.6	
2 YEARS	31	0	295	38	78	.487	2	5	.400	14	17	.823	19	48	67	2.2	4	32	0	9	10	27	92	3.0	
<b>PLAYOFF STATISTICS</b>																									
2007 IND	4	0	17	0	4	.000	0	0	.000	0	0	.000	0	2	2	0.5	1	2	0	0	1	0	0	0.0	

**HONOR & DISTINCTION**

- First-round draft pick, 2007

**Jenni Benningfield**

#42

Height: 6-3 Weight: 185 Birthdate: October 6, 1981 College/Country: Vanderbilt '04  
 TRANSACTIONS - Acquired: August 24, 2004, signed as free agent | Waived: May 8, 2006

YEAR	G	GS	MIN	FG	A	PCT	3FG	A	PCT	FT	A	PCT	OR	DR	TR	AVG	AST	PF	DQ	ST	TO	BLK	PTS	AVG
2005 IND	10	0	52	3	8	.375	0	2	.000	3	4	.750	3	3	6	0.6	4	5	0	1	4	1	9	0.9

**Tully Bevilaqua**

#41

Height: 5-7 Weight: 145 Birthdate: July 19, 1972 College/Country: Australia  
 TRANSACTIONS - Acquired: February 23, 2005, signed as free agent

YEAR	G	GS	MIN	FG	A	PCT	3FG	A	PCT	FT	A	PCT	OR	DR	TR	AVG	AST	PF	DQ	ST	TO	BLK	PTS	AVG	
2005 IND	31	31	873	63	162	.389	44	116	.379	24	44	.545	12	51	63	2.0	80	69	0	60	51	0	194	6.3	
2006 IND	34	34	1007	76	185	.411	33	106	.311	38	53	.717	10	67	77	2.3	79	72	0	71	54	1	223	6.6	
2007 IND	34	34	901	66	150	.440	33	89	.371	15	22	.682	15	60	75	2.2	92	88	0	56	53	2	180	5.3	
2008 IND	30	30	876	64	158	.405	30	89	.337	17	28	.607	12	56	68	2.3	65	73	0	59	35	4	175	5.8	
2009 IND	34	32	861	68	181	.376	37	107	.346	36	54	.667	12	67	79	2.3	97	76	0	62	48	8	209	6.1	
2010 IND	34	27	659	46	120	.383	26	77	.338	14	24	.583	18	55	73	2.1	54	64	0	48	40	4	132	3.9	
6 YEARS	197	188	5177	383	956	.401	203	584	.348	144	225	.640	79	356	435	2.2	467	442	0	356	281	19	1113	5.6	
<b>PLAYOFF STATISTICS</b>																									
2005 IND	4	4	152	8	25	.320	6	14	.429	5	7	.714	1	8	9	2.3	11	12	0	7	10	1	27	6.8	
2006 IND	2	2	62	2	10	.200	1	3	.333	4	6	.667	0	6	6	3.0	2	7	0	1	0	0	9	4.5	
2007 IND	6	6	215	13	44	.295	8	28	.286	10	12	.833	5	11	16	2.7	19	17	1	11	8	0	44	7.3	
2008 IND	3	3	94	7	24	.292	5	18	.278	1	1	1.000	4	3	7	2.3	7	8	0	3	1	0	20	6.7	
2009 IND	10	10	224	18	53	.340	10	32	.313	7	10	.700	5	18	23	2.3	20	25	0	12	11	1	53	5.3	
2010 IND	3	3	66	6	14	.429	4	9	.444	0	0	.000	0	2	2	0.7	4	5	0	2	5	0	16	5.3	
6 YEARS	28	28	813	54	170	.318	34	104	.327	27	36	.750	15	48	63	2.3	63	74	1	36	35	2	169	6.0	

**HONOR & DISTINCTION**

- 6x WNBA All-Defense Team
- WNBA Finals, 2009
- Indiana Fever All-Decade Team, 2009
- Olympic silver medalist (Australia), 2008
- Kim Perrot Sportsmanship Award, 2007
- 1,000-POINT CLUB: 1,113 points in six seasons
- 100+ GAMES PLAYED: 197 games, 188 starts

# ALL-TIME ROSTER

## Shannon Bobbitt

#0

Height: 5-2 Weight: 130 Birthdate: December 6, 1985 College/Country: Tennessee '08  
 TRANSACTIONS - Acquired: February 14, 2010, signed as free agent | Waived: May 14, 2012

YEAR	G	GS	MIN	FG	A	PCT	3FG	A	PCT	FT	A	PCT	OR	DR	TR	AVG	AST	PF	DQ	ST	TO	BLK	PTS	AVG
2011 IND	31	3	439	41	115	.357	17	44	.386	23	30	.767	12	29	41	1.3	54	33	0	30	37	0	122	3.9
<b>PLAYOFF STATISTICS</b>																								
2011 IND	6	0	69	3	16	.188	0	5	.000	1	2	.500	0	4	4	0.7	12	8	0	3	6	1	7	1.2



## LaToya Bond

#10

Height: 5-7 Weight: 132 Birthdate: February 13, 1984 College/Country: Missouri '06  
 TRANSACTIONS - Acquired: February 23, 2008, signed as free agent

YEAR	G	GS	MIN	FG	A	PCT	3FG	A	PCT	FT	A	PCT	OR	DR	TR	AVG	AST	PF	DQ	ST	TO	BLK	PTS	AVG
2008 IND	32	1	325	26	90	.289	9	42	.214	13	16	.813	7	24	31	1.0	27	56	0	15	33	4	74	2.3
<b>PLAYOFF STATISTICS</b>																								
2008 IND	DID NOT PLAY																							



## Angie Braziel

#45

Height: 6-2 Weight: 169 Birthdate: September 18, 1976 College/Country: Texas Tech '99  
 TRANSACTIONS - Acquired: May 15, 2001, off waivers from Charlotte | Traded: December 5, 2001, to Washington, with a 2002 first-round draft pick, in exchange for Nikki McCray and a 2002 third-round draft pick

YEAR	G	GS	MIN	FG	A	PCT	3FG	A	PCT	FT	A	PCT	OR	DR	TR	AVG	AST	PF	DQ	ST	TO	BLK	PTS	AVG
2001 IND	23	0	341	50	115	.435	0	1	.000	27	35	.771	21	56	77	3.3	7	27	0	9	20	13	127	5.5

## Jessica Breland

#51

Height: 6-3 Weight: 170 Birthdate: February 23, 1988 College/Country: North Carolina '11  
 TRANSACTIONS - Acquired: February 13, 2013, signed as free agent | Waived: September 13, 2013

YEAR	G	GS	MIN	FG	A	PCT	3FG	A	PCT	FT	A	PCT	OR	DR	TR	AVG	AST	PF	DQ	ST	TO	BLK	PTS	AVG
2013 IND	30	2	439	69	157	.439	0	0	.000	20	27	.741	50	71	121	4.0	17	38	0	17	34	31	158	5.3



## Coretta Brown

#14

Height: 5-9 Weight: 146 Birthdate: October 21, 1980 College/Country: North Carolina '03  
 TRANSACTIONS - Acquired: May 1, 2003, from San Antonio, with Natalie Williams, in exchange for Sylvia Crawley and Gwen Jackson | Waived: May 11, 2006

YEAR	G	GS	MIN	FG	A	PCT	3FG	A	PCT	FT	A	PCT	OR	DR	TR	AVG	AST	PF	DQ	ST	TO	BLK	PTS	AVG
2003 IND	30	2	522	61	164	.372	36	100	.360	28	33	.848	11	30	41	1.4	31	30	0	21	36	4	186	6.2
2004 IND	26	0	398	37	108	.343	20	56	.357	10	16	.625	10	24	34	1.3	41	31	0	7	31	1	104	4.0
2005 IND	6	0	23	2	5	.400	2	5	.400	0	0	.000	0	2	2	0.3	3	1	0	1	3	0	6	1.0
3 YEARS	62	2	943	100	277	.361	58	161	.360	38	49	.776	21	56	77	1.3	75	63	0	29	70	5	296	4.9



## Briana Butler

#14

Height: 6-0 Weight: 150 Birthdate: August 16, 1990 College/Country: USC '12  
 TRANSACTIONS - Acquired: February 10, 2015, signed as free agent | Waived: June 11, 2015

YEAR	G	GS	MIN	FG	A	PCT	3FG	A	PCT	FT	A	PCT	OR	DR	TR	AVG	AST	PF	DQ	ST	TO	BLK	PTS	AVG
2015 IND	3	0	23	1	5	.200	0	1	.000	0	0	.000	0	2	2	0.7	0	1	0	1	1	1	2	0.7



## Sydney Carter

#4

Height: 5-6 Weight: 133 Birthdate: November 18, 1990 College/Country: Texas A&M '12  
 TRANSACTIONS - Acquired: May 8, 2014, signed as free agent

YEAR	G	GS	MIN	FG	A	PCT	3FG	A	PCT	FT	A	PCT	OR	DR	TR	AVG	AST	PF	DQ	ST	TO	BLK	PTS	AVG
2014 IND	23	0	287	23	80	.288	4	24	.167	23	31	.742	6	15	21	0.9	30	21	0	8	33	3	73	3.2
<b>PLAYOFF STATISTICS</b>																								
2014 IND	1	0	5	0	2	.000	0	0	.000	0	0	.000	0	1	1	1.0	0	1	0	0	0	0	0	0.0









# ALL-TIME ROSTER

**Shyra Ely-Gash** #43  
 Height: 6-2 Weight: 182 Birthdate: August 9, 1983 College/Country: Tennessee '05  
 TRANSACTIONS - Acquired: February 4, 2011, signed as free agent | Acquired: February 14, 2012, signed as free agent (injured prior to training camp) |  
 Acquired: February 13, 2013, signed as free agent (injured during training camp)



YEAR	G	GS	MIN	FG	A	PCT	3FG	A	PCT	FT	A	PCT	OR	DR	TR	AVG	AST	PF	DQ	ST	TO	BLK	PTS	AVG
2011 IND	33	0	355	39	109	.358	5	24	.208	20	29	.690	19	54	73	2.2	9	46	0	6	25	6	103	3.1
<b>PLAYOFF STATISTICS</b>																								
2011 IND	3	0	13	3	7	.429	1	1	1.000	0	0	.000	1	0	1	0.3	1	0	0	2	1	0	7	2.3

**Allison Feaster** #21  
 Height: 5-11 Weight: 168 Birthdate: February 11, 1976 College/Country: Harvard '98  
 TRANSACTIONS - Acquired: March 20, 2008, signed as free agent | Waived: April 20, 2009



YEAR	G	GS	MIN	FG	A	PCT	3FG	A	PCT	FT	A	PCT	OR	DR	TR	AVG	AST	PF	DQ	ST	TO	BLK	PTS	AVG
2008 IND	33	0	301	30	89	.337	23	75	.307	2	2	1.000	9	14	23	0.7	26	23	0	5	14	3	85	2.6
<b>PLAYOFF STATISTICS</b>																								
2008 IND	2	0	8	1	2	.500	1	2	.500	0	0	.000	0	0	0	0.0	0	0	0	0	1	0	3	1.5

**Linda Fröhlich** #13  
 Height: 6-2 Weight: 178 Birthdate: June 23, 1979 College/Country: UNLV '02  
 TRANSACTIONS - Acquired: February 11, 2006, signed as free agent | Waived: April 13, 2007



YEAR	G	GS	MIN	FG	A	PCT	3FG	A	PCT	FT	A	PCT	OR	DR	TR	AVG	AST	PF	DQ	ST	TO	BLK	PTS	AVG
2006 IND	20	0	169	26	68	.382	8	22	.364	6	8	.750	14	21	35	1.8	9	27	0	5	13	0	66	3.3
<b>PLAYOFF STATISTICS</b>																								
2006 IND	DID NOT PLAY																							

**Katryna Gaither** #27  
 Height: 6-3 Weight: 170 Birthdate: August 13, 1975 College/Country: Notre Dame '97  
 TRANSACTIONS - Acquired: July 11, 2000, off waivers from Utah | Waived: May 27, 2001



YEAR	G	GS	MIN	FG	A	PCT	3FG	A	PCT	FT	A	PCT	OR	DR	TR	AVG	AST	PF	DQ	ST	TO	BLK	PTS	AVG
2000 IND	6	0	24	3	8	.375	0	0	.000	0	0	.000	1	2	3	0.5	1	2	0	0	1	1	6	1.0

**Usha Gilmore** #33  
 Height: 6-0 Weight: 157 Birthdate: August 24, 1978 College/Country: Rutgers '00  
 TRANSACTIONS - Drafted: April 25, 2000, Third round (42nd overall), 2000 WNBA Draft | Waived: April 26, 2001



**HONOR & DISTINCTION**

- Inaugural season opening day roster

YEAR	G	GS	MIN	FG	A	PCT	3FG	A	PCT	FT	A	PCT	OR	DR	TR	AVG	AST	PF	DQ	ST	TO	BLK	PTS	AVG
2000 IND	4	0	21	1	5	.200	0	1	.000	0	0	.000	3	2	5	1.3	2	6	0	0	4	0	2	0.5

**Sasha Goodlett** #45  
 Height: 6-5 Weight: 239 Birthdate: August 9, 1990 College/Country: Georgia Tech '12  
 TRANSACTIONS - Drafted: April 16, 2012, First round (11th overall), 2012 WNBA Draft | Waived: August 27, 2013



**HONOR & DISTINCTION**

- WNBA Champion, 2012

YEAR	G	GS	MIN	FG	A	PCT	3FG	A	PCT	FT	A	PCT	OR	DR	TR	AVG	AST	PF	DQ	ST	TO	BLK	PTS	AVG
2012 IND	26	0	197	33	74	.446	0	0	.000	14	20	.700	18	23	41	1.6	6	17	0	8	9	7	80	3.1
2013 IND	25	1	187	19	53	.358	0	0	.000	6	7	.857	16	24	40	1.6	4	17	0	2	10	2	44	1.8
<b>2 YEARS</b>	<b>51</b>	<b>1</b>	<b>384</b>	<b>52</b>	<b>127</b>	<b>.409</b>	<b>0</b>	<b>0</b>	<b>.000</b>	<b>20</b>	<b>27</b>	<b>.741</b>	<b>34</b>	<b>47</b>	<b>81</b>	<b>1.6</b>	<b>10</b>	<b>34</b>	<b>0</b>	<b>10</b>	<b>19</b>	<b>9</b>	<b>124</b>	<b>2.4</b>
<b>PLAYOFF STATISTICS</b>																								
2012 IND	1	0	4	0	0	.000	0	0	.000	0	0	.000	0	0	0	0.0	0	1	0	0	0	0	0	0.0

**Yolanda Griffith** #33  
 Height: 6-4 Weight: 175 Birthdate: March 1, 1970 College/Country: Florida Atlantic '93  
 TRANSACTIONS - Acquired: February 19, 2009, signed as free agent | Retired: August 4, 2009



**HONOR & DISTINCTION**

- Women's Basketball Hall of Fame
- Retired among WNBA career regular season leaders in rebounds (2nd), free throws (3rd), steals (4th), points (6th), blocks (8th)

YEAR	G	GS	MIN	FG	A	PCT	3FG	A	PCT	FT	A	PCT	OR	DR	TR	AVG	AST	PF	DQ	ST	TO	BLK	PTS	AVG
2009 IND	3	0	41	6	12	.500	0	0	.000	7	9	.778	4	3	7	2.3	0	6	0	0	3	2	19	6.3

**Gordana Grubin** #10  
 Height: 5-7 Weight: 165 Birthdate: August 20, 1972 College/Country: Yugoslavia  
 TRANSACTIONS - Drafted: December 15, 1999, First round (1st overall), 2000 WNBA Expansion Draft | Traded: March 4, 2002, to Phoenix, in exchange for Bridget Pettis and a 2002 first-round draft pick



**HONOR & DISTINCTION**

- Original Fever 7: First player drafted in franchise history; No. 1 overall pick in 2000 WNBA Expansion Draft

YEAR	G	GS	MIN	FG	A	PCT	3FG	A	PCT	FT	A	PCT	OR	DR	TR	AVG	AST	PF	DQ	ST	TO	BLK	PTS	AVG
2000 IND	29	20	720	90	239	.377	28	91	.308	31	40	.775	20	56	76	2.6	63	47	0	31	60	0	239	8.2
2001 IND	27	9	481	62	167	.371	17	58	.293	29	39	.744	18	31	49	1.8	33	30	0	7	34	0	170	6.3
<b>2 YEARS</b>	<b>56</b>	<b>29</b>	<b>1201</b>	<b>152</b>	<b>406</b>	<b>.374</b>	<b>45</b>	<b>149</b>	<b>.302</b>	<b>60</b>	<b>79</b>	<b>.759</b>	<b>38</b>	<b>87</b>	<b>125</b>	<b>2.2</b>	<b>96</b>	<b>77</b>	<b>0</b>	<b>38</b>	<b>94</b>	<b>0</b>	<b>409</b>	<b>7.3</b>

**Vicki Hall** #44  
 Height: 6-1 Weight: 180 Birthdate: October 3, 1969 College/Country: Texas '93  
 TRANSACTIONS - Acquired: July 13, 2001, off waivers from Cleveland | Waived: April 24, 2002



YEAR	G	GS	MIN	FG	A	PCT	3FG	A	PCT	FT	A	PCT	OR	DR	TR	AVG	AST	PF	DQ	ST	TO	BLK	PTS	AVG
2001 IND	13	0	123	14	34	.412	0	3	.000	8	14	.571	5	10	15	1.2	6	10	0	5	8	0	36	2.8

**Donna Harrington** #50  
 Height: 6-3 Weight: 190 Birthdate: September 19, 1966 College/Country: Old Dominion '88  
 TRANSACTIONS - Acquired: May 2, 2000, assigned to the Fever by the WNBA following camp tryouts | Waived: July 11, 2000



**HONOR & DISTINCTION**

- Inaugural season opening day roster

YEAR	G	GS	MIN	FG	A	PCT	3FG	A	PCT	FT	A	PCT	OR	DR	TR	AVG	AST	PF	DQ	ST	TO	BLK	PTS	AVG
2000 IND	8	0	67	1	6	.167	0	0	.000	6	10	.600	4	5	9	1.1	5	16	0	2	11	1	8	1.0





# ALL-TIME ROSTER

**Doneeka Lewis** **#4**  
 Height: 5-9      Weight: 160      Birthdate: August 26, 1982      College/Country: Louisiana State '02  
 TRANSACTIONS - Acquired: August 14, 2008, signed as free agent | Waived: May 21, 2009



YEAR	G	GS	MIN	FG	A	PCT	3FG	A	PCT	FT	A	PCT	OR	DR	TR	AVG	AST	PF	DQ	ST	TO	BLK	PTS	AVG
2008 IND	8	0	56	7	20	.350	2	7	.286	0	0	.000	2	4	6	0.8	2	2	0	3	6	1	16	2.0

**Maggie Lucas** **#8, 33**  
 Height: 5-10      Weight: 152      Birthdate: November 29, 1991      College/Country: Penn State '14  
 TRANSACTIONS - Acquired: May 12, 2014, from Phoenix, in exchange for a second-round draft pick in 2015 | Waived: April 22, 2017



**HONOR & DISTINCTION**  
 • WNBA Finals, 2015

YEAR	G	GS	MIN	FG	A	PCT	3FG	A	PCT	FT	A	PCT	OR	DR	TR	AVG	AST	PF	DQ	ST	TO	BLK	PTS	AVG
2014 IND	30	0	310	34	102	.333	20	65	.308	22	23	.957	3	23	26	0.9	20	36	0	8	11	5	110	3.7
2015 IND	30	0	451	54	145	.372	31	83	.373	31	37	.838	1	24	25	0.8	26	42	0	11	19	3	170	5.7
2016 IND	4	0	55	11	21	.524	2	10	.200	7	7	1.000	1	7	8	2.0	3	8	0	2	5	0	31	7.8
<b>3 YEARS</b>	<b>64</b>	<b>0</b>	<b>816</b>	<b>99</b>	<b>268</b>	<b>.369</b>	<b>53</b>	<b>158</b>	<b>.335</b>	<b>60</b>	<b>67</b>	<b>.896</b>	<b>5</b>	<b>54</b>	<b>59</b>	<b>0.9</b>	<b>49</b>	<b>86</b>	<b>0</b>	<b>21</b>	<b>35</b>	<b>8</b>	<b>311</b>	<b>4.9</b>

**Nadine Malcolm** **#42**  
 Height: 6-1      Weight: 170      Birthdate: November 27, 1975      College/Country: Providence '97  
 TRANSACTIONS - Acquired: April 27, 2001, assigned to the Fever by the WNBA following camp tryouts | Waived: May 5, 2003



YEAR	G	GS	MIN	FG	A	PCT	3FG	A	PCT	FT	A	PCT	OR	DR	TR	AVG	AST	PF	DQ	ST	TO	BLK	PTS	AVG
2001 IND	31	23	705	90	212	.425	23	56	.411	56	62	.871	31	60	91	2.9	26	75	2	13	48	3	257	8.3
2002 IND	29	28	599	58	158	.367	12	41	.293	28	37	.757	22	39	61	2.1	21	42	0	13	34	3	156	5.4
<b>2 YEARS</b>	<b>60</b>	<b>51</b>	<b>1304</b>	<b>148</b>	<b>370</b>	<b>.400</b>	<b>35</b>	<b>97</b>	<b>.361</b>	<b>82</b>	<b>99</b>	<b>.828</b>	<b>53</b>	<b>99</b>	<b>152</b>	<b>2.5</b>	<b>47</b>	<b>117</b>	<b>2</b>	<b>26</b>	<b>82</b>	<b>6</b>	<b>413</b>	<b>6.9</b>

**Kristen Mann** **#44**  
 Height: 6-2      Weight: 185      Birthdate: August 10, 1983      College/Country: UC Santa Barbara '05  
 TRANSACTIONS - Acquired: July 4, 2008, from Atlanta, in exchange for Alison Bales | Waived: January 9, 2009



YEAR	G	GS	MIN	FG	A	PCT	3FG	A	PCT	FT	A	PCT	OR	DR	TR	AVG	AST	PF	DQ	ST	TO	BLK	PTS	AVG
2008 IND	5	0	31	1	4	.250	0	1	.000	0	0	.000	1	3	4	0.8	1	0	0	1	1	1	2	0.4

**Monica Maxwell** **#21**  
 Height: 5-9      Weight: 158      Birthdate: December 21, 1976      College/Country: Louisiana Tech '99  
 TRANSACTIONS - Acquired: December 15, 1999, from Washington, for selecting Nyree Roberts in the 2000 WNBA Expansion Draft | Waived: May 21, 2003



**HONOR & DISTINCTION**  
 • Indiana Fever first playoff team, 2002  
 • Inaugural season opening day roster  
 • Original Fever 7, 2000 WNBA Expansion Draft

YEAR	G	GS	MIN	FG	A	PCT	3FG	A	PCT	FT	A	PCT	OR	DR	TR	AVG	AST	PF	DQ	ST	TO	BLK	PTS	AVG
2000 IND	32	32	1029	110	285	.386	62	156	.397	50	58	.862	40	120	160	5.0	63	92	0	49	64	16	332	10.4
2001 IND	15	3	238	16	53	.302	7	31	.226	8	12	.667	12	26	38	2.5	14	19	0	5	22	3	47	3.1
2002 IND	18	0	170	14	47	.298	5	17	.294	2	2	1.000	12	19	31	1.7	7	16	0	7	6	4	35	1.9
<b>3 YEARS</b>	<b>65</b>	<b>35</b>	<b>1437</b>	<b>140</b>	<b>385</b>	<b>.364</b>	<b>74</b>	<b>204</b>	<b>.363</b>	<b>60</b>	<b>72</b>	<b>.833</b>	<b>64</b>	<b>165</b>	<b>229</b>	<b>3.5</b>	<b>84</b>	<b>127</b>	<b>0</b>	<b>61</b>	<b>92</b>	<b>23</b>	<b>414</b>	<b>6.4</b>

**Nikki McCray** **#15**  
 Height: 5-11      Weight: 158      Birthdate: December 17, 1971      College/Country: Tennessee '95  
 TRANSACTIONS - Acquired: December 5, 2001, from Washington, with 2002 second (17th overall) and fourth-round (49th overall) draft picks, in exchange for Angie Braziel and 2002 first (4th overall) and third-round (36th overall) draft picks



**HONOR & DISTINCTION**  
 • Women's Basketball Hall of Fame  
 • WNBA Community Assist Award, June 2003

YEAR	G	GS	MIN	FG	A	PCT	3FG	A	PCT	FT	A	PCT	OR	DR	TR	AVG	AST	PF	DQ	ST	TO	BLK	PTS	AVG
2002 IND	32	32	1058	132	318	.415	21	66	.318	84	109	.816	29	68	97	3.0	70	73	2	28	82	3	369	11.5
2003 IND	34	32	734	52	138	.377	7	32	.219	20	24	.833	18	33	51	1.5	49	67	1	37	44	2	131	3.9
<b>2 YEARS</b>	<b>66</b>	<b>64</b>	<b>1792</b>	<b>184</b>	<b>456</b>	<b>.404</b>	<b>28</b>	<b>98</b>	<b>.286</b>	<b>104</b>	<b>127</b>	<b>.819</b>	<b>47</b>	<b>101</b>	<b>148</b>	<b>2.2</b>	<b>119</b>	<b>140</b>	<b>3</b>	<b>65</b>	<b>126</b>	<b>5</b>	<b>500</b>	<b>7.6</b>

**Danielle McCulley** **#5**  
 Height: 6-3      Weight: 180      Birthdate: January 18, 1975      College/Country: Western Kentucky '98  
 TRANSACTIONS - Acquired: May 2, 2000, assigned to the Fever by the WNBA following camp tryouts | Waived: July 13, 2001



YEAR	G	GS	MIN	FG	A	PCT	3FG	A	PCT	FT	A	PCT	OR	DR	TR	AVG	AST	PF	DQ	ST	TO	BLK	PTS	AVG
2000 IND	29	2	456	63	153	.412	3	17	.176	46	63	.730	45	37	82	2.8	19	63	1	16	37	22	175	6.0
2001 IND	8	2	90	5	18	.278	1	1	1.000	17	18	.944	4	15	19	2.4	4	11	0	1	9	2	28	3.5
<b>2 YEARS</b>	<b>37</b>	<b>4</b>	<b>546</b>	<b>68</b>	<b>171</b>	<b>.398</b>	<b>4</b>	<b>18</b>	<b>.222</b>	<b>63</b>	<b>81</b>	<b>.778</b>	<b>49</b>	<b>52</b>	<b>101</b>	<b>2.7</b>	<b>23</b>	<b>74</b>	<b>1</b>	<b>17</b>	<b>46</b>	<b>24</b>	<b>203</b>	<b>5.5</b>

# ALL-TIME ROSTER

**Kelly Miller** #8  
 Height: 5-10 Weight: 140 Birthdate: September 6, 1978 College/Country: Georgia '01  
 TRANSACTIONS - Acquired: February 5, 2004, from Charlotte, with a first-round draft pick (9th overall), in exchange for 2004 first (3rd overall) and second-round draft (18th overall) picks | Traded: February 3, 2006, to Phoenix in exchange for Anna DeForge



**HONOR & DISTINCTION**  
 • WNBA Most Improved Player, 2004

YEAR	G	GS	MIN	FG	A	PCT	3FG	A	PCT	FT	A	PCT	OR	DR	TR	AVG	AST	PF	DQ	ST	TO	BLK	PTS	AVG
2004 IND	34	34	1096	126	326	.387	46	112	.411	50	57	.877	28	80	108	3.2	106	81	3	37	74	5	348	10.2
2005 IND	34	34	1057	122	278	.439	37	114	.325	67	79	.848	26	60	86	2.5	81	81	1	40	53	2	348	10.2
<b>2 YEARS</b>	<b>68</b>	<b>68</b>	<b>2153</b>	<b>248</b>	<b>604</b>	<b>.411</b>	<b>83</b>	<b>226</b>	<b>.367</b>	<b>117</b>	<b>136</b>	<b>.860</b>	<b>54</b>	<b>140</b>	<b>194</b>	<b>2.9</b>	<b>187</b>	<b>162</b>	<b>4</b>	<b>77</b>	<b>127</b>	<b>7</b>	<b>696</b>	<b>10.2</b>
<b>PLAYOFF STATISTICS</b>																								
2005 IND	4	4	155	12	39	.308	9	17	.529	7	10	.700	0	7	7	1.8	10	13	0	5	5	0	40	10.0

**Tiffany Mitchell** #3  
 Height: 5-9 Weight: 152 Birthdate: September 23, 1994 College/Country: South Carolina '16  
 TRANSACTIONS - Drafted: April 14, 2016, First round (9th overall), 2016 WNBA Draft



**HONOR & DISTINCTION**  
 • USA Basketball Select Team, 2016  
 • WNBA All-Rookie Team, 2016  
 • First-round draft pick, 2016

YEAR	G	GS	MIN	FG	A	PCT	3FG	A	PCT	FT	A	PCT	OR	DR	TR	AVG	AST	PF	DQ	ST	TO	BLK	PTS	AVG
2016 IND	34	8	681	87	241	.361	25	85	.294	92	101	.911	15	43	58	1.7	48	85	0	30	55	3	291	8.6
<b>PLAYOFF STATISTICS</b>																								
2016 IND	1	0	10	1	5	.200	0	2	.000	0	0	.000	0	0	0	0.0	0	0	0	0	1	0	2	2.0

**Jackie Moore** #6  
 Height: 6-2 Weight: 204 Birthdate: November 6, 1979 College/Country: Long Beach State '01  
 TRANSACTIONS - Acquired: April 25, 2002, assigned to the Fever by WNBA following camp tryouts | Waived: April 30, 2003



**HONOR & DISTINCTION**  
 • Indiana Fever first playoff team, 2002

YEAR	G	GS	MIN	FG	A	PCT	3FG	A	PCT	FT	A	PCT	OR	DR	TR	AVG	AST	PF	DQ	ST	TO	BLK	PTS	AVG
2002 IND	18	2	128	16	38	.421	0	1	.000	10	14	.714	9	20	29	1.6	3	16	0	5	14	1	42	2.3
<b>PLAYOFF STATISTICS</b>																								
2002 IND	2	0	6	0	2	.000	0	0	.000	0	0	.000	0	1	1	0.5	0	3	0	1	0	0	0	0.0

**Jessica Moore** #31  
 Height: 6-3 Weight: 175 Birthdate: July 9, 1982 College/Country: Connecticut '05  
 TRANSACTIONS - Acquired: June 11, 2009, signed as free agent



**HONOR & DISTINCTION**  
 • WNBA Finals, 2009

YEAR	G	GS	MIN	FG	A	PCT	3FG	A	PCT	FT	A	PCT	OR	DR	TR	AVG	AST	PF	DQ	ST	TO	BLK	PTS	AVG
2009 IND	31	9	613	57	121	.471	0	1	.000	34	46	.739	40	56	96	3.1	14	85	0	19	32	6	148	4.8
2010 IND	33	0	431	38	89	.427	0	1	.000	25	30	.833	29	40	69	2.1	14	60	0	6	30	4	101	3.1
<b>2 YEARS</b>	<b>64</b>	<b>9</b>	<b>1044</b>	<b>95</b>	<b>210</b>	<b>.452</b>	<b>0</b>	<b>2</b>	<b>.000</b>	<b>59</b>	<b>76</b>	<b>.776</b>	<b>69</b>	<b>96</b>	<b>165</b>	<b>2.6</b>	<b>28</b>	<b>145</b>	<b>0</b>	<b>25</b>	<b>62</b>	<b>10</b>	<b>249</b>	<b>3.9</b>
<b>PLAYOFF STATISTICS</b>																								
2009 IND	10	0	120	8	24	.333	0	0	.000	6	8	.750	9	8	17	1.7	3	24	1	5	3	2	22	2.2
2010 IND	3	0	16	0	1	.000	0	0	.000	0	0	.000	1	1	2	0.7	1	3	0	1	0	1	0	0.0
<b>2 YEARS</b>	<b>13</b>	<b>0</b>	<b>136</b>	<b>8</b>	<b>25</b>	<b>.320</b>	<b>0</b>	<b>0</b>	<b>.000</b>	<b>6</b>	<b>8</b>	<b>.750</b>	<b>10</b>	<b>9</b>	<b>19</b>	<b>1.5</b>	<b>4</b>	<b>27</b>	<b>1</b>	<b>6</b>	<b>3</b>	<b>3</b>	<b>22</b>	<b>1.7</b>

**Jené Morris** #10  
 Height: 5-9 Weight: 146 Birthdate: July 21, 1987 College/Country: San Diego State '10  
 TRANSACTIONS - Drafted: April 8, 2010, First round (11th overall), 2010 WNBA Draft



**HONOR & DISTINCTION**  
 • First-round draft pick, 2010

YEAR	G	GS	MIN	FG	A	PCT	3FG	A	PCT	FT	A	PCT	OR	DR	TR	AVG	AST	PF	DQ	ST	TO	BLK	PTS	AVG
2010 IND	25	0	196	28	66	.424	14	38	.368	2	3	.667	3	11	14	0.6	12	28	0	8	17	2	72	2.9
<b>PLAYOFF STATISTICS</b>																								
2010 IND	1	0	2	0	0	.000	0	0	.000	0	0	.000	0	0	0	0.0	0	0	0	0	0	0	0	0.0

**Brene Moseley** #30  
 Height: 5-7 Weight: 120 Birthdate: November 25, 1993 College/Country: Maryland '16  
 TRANSACTIONS - Drafted: April 14, 2016, Second round (21st overall), 2016 WNBA Draft



YEAR	G	GS	MIN	FG	A	PCT	3FG	A	PCT	FT	A	PCT	OR	DR	TR	AVG	AST	PF	DQ	ST	TO	BLK	PTS	AVG
2016 IND	8	0	77	6	23	.261	1	5	.200	2	5	.400	1	2	3	0.4	9	6	0	4	16	0	15	1.9

**Shay Murphy** #14  
 Height: 5-11 Weight: 164 Birthdate: April 15, 1985 College/Country: USC '07  
 TRANSACTIONS - Acquired: June 11, 2009, signed as free agent | Waived: July 11, 2010



**HONOR & DISTINCTION**  
 • WNBA Finals, 2009

YEAR	G	GS	MIN	FG	A	PCT	3FG	A	PCT	FT	A	PCT	OR	DR	TR	AVG	AST	PF	DQ	ST	TO	BLK	PTS	AVG
2009 IND	24	0	186	34	89	.382	11	32	.344	21	26	.808	23	19	42	1.8	10	30	0	6	9	2	100	4.2
2010 IND	15	1	221	28	80	.350	5	19	.263	16	28	.571	20	41	61	4.1	23	20	0	8	18	2	77	5.1
<b>2 YEARS</b>	<b>39</b>	<b>1</b>	<b>407</b>	<b>62</b>	<b>169</b>	<b>.367</b>	<b>16</b>	<b>51</b>	<b>.314</b>	<b>37</b>	<b>54</b>	<b>.685</b>	<b>43</b>	<b>60</b>	<b>103</b>	<b>2.6</b>	<b>33</b>	<b>50</b>	<b>0</b>	<b>14</b>	<b>27</b>	<b>4</b>	<b>177</b>	<b>4.5</b>
<b>PLAYOFF STATISTICS</b>																								
2009 IND	4	0	9	0	5	.000	0	2	.000	0	0	.000	1	1	2	0.5	1	2	0	0	0	0	0	0.0

**Astou Ndiaye-Diatta** #44  
 Height: 6-3 Weight: 182 Birthdate: November 5, 1973 College/Country: Southern Nazarene '97  
 TRANSACTIONS - Acquired: March 22, 2004, signed as free agent



YEAR	G	GS	MIN	FG	A	PCT	3FG	A	PCT	FT	A	PCT	OR	DR	TR	AVG	AST	PF	DQ	ST	TO	BLK	PTS	AVG
2004 IND	10	0	74	5	19	.263	0	0	.000	2	4	.500	2	9	11	0.9	4	7	0	1	8	3	12	1.2

# ALL-TIME ROSTER

## Bernadette Ngoyisa

#50

Height: 6-4 Weight: 195 Birthdate: August 26, 1982 College/Country: Democratic Republic of the Congo  
 TRANSACTIONS - Acquired: May 14, 2008, from Chicago, in exchange for K.B. Sharp

YEAR	G	GS	MIN	FG	A	PCT	3FG	A	PCT	FT	A	PCT	OR	DR	TR	AVG	AST	PF	DQ	ST	TO	BLK	PTS	AVG
2008 IND	31	1	226	30	63	.476	0	0	.000	23	32	.719	20	33	53	1.7	7	45	0	6	31	7	83	2.7
<b>PLAYOFF STATISTICS</b>																								
2008 IND	1	0	2	0	0	.000	0	0	.000	0	0	.000	0	1	1	1.0	0	0	0	0	1	0	0	0.0



## Yolanda Paige

#21

Height: 5-6 Weight: 147 Birthdate: September 18, 1983 College/Country: West Virginia '05  
 TRANSACTIONS - Drafted: April 16, 2005, Second round (16th overall), 2005 WNBA Draft | Waived: May 3, 2006

YEAR	G	GS	MIN	FG	A	PCT	3FG	A	PCT	FT	A	PCT	OR	DR	TR	AVG	AST	PF	DQ	ST	TO	BLK	PTS	AVG
2005 IND	13	0	78	6	22	.273	1	5	.200	3	4	.750	2	7	9	0.7	13	1	0	2	6	0	16	1.2



## Devereaux Peters

#14

Height: 6-2 Weight: 174 Birthdate: October 8, 1989 College/Country: Notre Dame '12  
 TRANSACTIONS - Acquired: February 2, 2016, from Minnesota, in exchange for Natasha Howard | Waived: April 22, 2017

YEAR	G	GS	MIN	FG	A	PCT	3FG	A	PCT	FT	A	PCT	OR	DR	TR	AVG	AST	PF	DQ	ST	TO	BLK	PTS	AVG
2016 IND	30	0	440	73	133	.549	1	3	.333	10	18	.556	20	71	91	3.0	22	60	1	12	18	18	157	5.2
<b>PLAYOFF STATISTICS</b>																								
2016 IND	DID NOT PLAY																							



## Bridget Pettis

#32

Height: 5-9 Weight: 150 Birthdate: January 1, 1971 College/Country: Florida '93  
 TRANSACTIONS - Acquired: March 4, 2002, from Phoenix, along with a 2002 first-round draft pick, in exchange for Gordana Grubin

YEAR	G	GS	MIN	FG	A	PCT	3FG	A	PCT	FT	A	PCT	OR	DR	TR	AVG	AST	PF	DQ	ST	TO	BLK	PTS	AVG
2002 IND	32	0	375	38	107	.355	9	43	.209	28	39	.718	17	22	39	1.2	17	22	0	8	24	0	113	3.5
2003 IND	31	0	148	15	52	.288	6	27	.222	13	17	.765	5	14	19	0.6	8	17	0	4	8	1	49	1.6
2 YEARS	63	0	523	53	159	.333	15	70	.214	41	56	.732	22	36	58	0.9	25	39	0	12	32	1	162	2.6
<b>PLAYOFF STATISTICS</b>																								
2002 IND	3	0	43	5	15	.333	1	3	.333	5	7	.714	6	3	9	3.0	2	0	0	0	4	0	16	5.3



## Erin Phillips

#13

Height: 5-8 Weight: 165 Birthdate: May 19, 1985 College/Country: Australia

TRANSACTIONS - Acquired: April 29, 2011, from Seattle along with a 3rd-round draft pick in 2012, in a three-team trade in which the Fever sent a 2nd-round draft pick to Seattle and a 3rd-round draft pick to Washington | Traded: March 11, 2014, to Phoenix along with a 2nd-round draft pick in 2014, in exchange for Lynetta Kizer and a 1st-round draft pick in 2014

YEAR	G	GS	MIN	FG	A	PCT	3FG	A	PCT	FT	A	PCT	OR	DR	TR	AVG	AST	PF	DQ	ST	TO	BLK	PTS	AVG
2011 IND	31	22	689	91	197	.462	26	61	.426	60	72	.833	16	72	88	2.8	74	52	0	30	45	0	268	8.6
2012 IND	29	8	620	62	159	.390	28	64	.438	25	29	.862	24	56	80	2.8	63	49	0	22	35	3	177	6.1
2013 IND	18	6	383	36	98	.367	23	48	.479	12	16	.750	4	15	19	1.1	29	22	0	15	14	1	107	5.9
3 YEARS	78	36	1692	189	454	.416	77	173	.445	97	117	.829	44	143	187	2.4	166	123	0	67	94	4	552	7.1
<b>PLAYOFF STATISTICS</b>																								
2011 IND	6	6	160	15	40	.375	0	8	.000	9	11	.818	1	13	14	2.3	18	9	0	9	17	1	39	6.5
2012 IND	10	9	300	38	80	.475	15	29	.517	10	14	.714	10	12	22	2.2	16	26	0	6	10	1	101	10.1
2013 IND	4	0	87	7	16	.438	4	10	.400	4	4	1.000	2	3	5	1.3	5	6	0	3	4	0	22	5.5
3 YEARS	20	15	547	60	136	.441	19	47	.404	23	29	.793	13	28	41	2.1	39	41	0	18	31	2	162	8.1



**HONOR & DISTINCTION**  
 • WNBA Champion, 2012

## Jeanette Pohlen-Mavunga

#32

Height: 6-0 Weight: 171 Birthdate: May 2, 1989 College/Country: Stanford '11

TRANSACTIONS - Acquired: April 11, 2011, First round (9th overall), 2011 WNBA Draft | Waived: May 5, 2014, injured during training camp | Acquired: February 5, 2015, signed as free agent | Acquired: February 8, 2016, signed as a free agent | Waived: May 7, 2016 | Acquired: July 6, 2016, signed as free agent

YEAR	G	GS	MIN	FG	A	PCT	3FG	A	PCT	FT	A	PCT	OR	DR	TR	AVG	AST	PF	DQ	ST	TO	BLK	PTS	AVG
2011 IND	34	2	539	48	102	.471	29	62	.468	13	15	.867	10	37	47	1.4	33	32	0	13	21	4	138	4.1
2012 IND	34	3	574	55	128	.430	32	76	.421	7	10	.700	13	44	57	1.7	38	39	0	20	31	10	149	4.4
2013 IND	13	0	191	13	38	.342	9	24	.375	6	6	1.000	6	19	25	1.9	4	11	0	6	10	1	41	3.2
2015 IND	26	1	259	21	52	.404	15	38	.395	6	8	.750	5	17	22	0.8	16	23	0	13	11	1	63	2.4
2016 IND	12	0	49	6	11	.545	3	6	.500	1	1	1.000	0	1	1	0.1	5	5	0	0	2	0	16	1.3
5 YEARS	119	6	1612	143	331	.432	88	206	.427	33	40	.825	34	118	152	1.3	96	110	0	52	75	16	407	3.4
<b>PLAYOFF STATISTICS</b>																								
2011 IND	5	0	35	4	8	.500	2	4	.500	0	0	.000	2	2	4	0.8	3	5	0	1	1	0	10	2.0
2012 IND	6	0	69	7	9	.778	5	5	1.000	0	0	.000	0	4	4	0.7	2	5	0	3	5	0	19	3.2
2013 IND	3	0	33	4	13	.308	1	9	.111	0	0	.000	1	2	3	1.0	1	4	0	0	1	1	9	3.0
2015 IND	6	0	27	0	4	.000	0	4	.000	0	0	.000	0	1	1	0.2	1	1	0	0	0	0	0	0.0
2016 IND	DID NOT PLAY																							
5 YEARS	20	0	164	15	34	.441	8	22	.364	0	0	.000	3	9	12	0.6	7	15	0	4	7	1	38	1.9



**HONOR & DISTINCTION**  
 • WNBA Champion, 2012  
 • WNBA Finals, 2015  
 • WNBA 3-Point Pct. Leader, 2011  
 • First-round draft pick, 2011

• 100+ GAMES PLAYED: 119 games, 6 starts

## Allie Quigley

#22

Height: 5-10 Weight: 140 Birthdate: June 20, 1986 College/Country: DePaul '08

TRANSACTIONS - Acquired: March 23, 2010, signed as free agent | Waived: May 27, 2010

YEAR	G	GS	MIN	FG	A	PCT	3FG	A	PCT	FT	A	PCT	OR	DR	TR	AVG	AST	PF	DQ	ST	TO	BLK	PTS	AVG
2010 IND	3	0	18	2	4	.500	0	0	.000	2	2	1.000	0	1	1	0.3	1	2	0	2	3	1	6	2.0



# ALL-TIME ROSTER

### Texlin Quinney

#11

Height: 6-0 Weight: 165 Birthdate: September 7, 1974 College/Country: Seton Hall '96  
 TRANSACTIONS - Acquired: May 2, 2000, assigned to the Fever by the WNBA following camp tryouts | Waived: May 27, 2001

YEAR	G	GS	MIN	FG	A	PCT	3FG	A	PCT	FT	A	PCT	OR	DR	TR	AVG	AST	PF	DQ	ST	TO	BLK	PTS	AVG
2000 IND	17	0	118	6	14	.429	0	0	.000	3	5	.600	11	5	16	0.9	15	12	0	4	10	0	15	0.9



### HONOR & DISTINCTION

- Inaugural season opening day roster

### Kristen Rasmussen

#52

Height: 6-2 Weight: 172 Birthdate: November 1, 1978 College/Country: Michigan State '00  
 TRANSACTIONS - Acquired: May 1, 2003, signed as free agent

YEAR	G	GS	MIN	FG	A	PCT	3FG	A	PCT	FT	A	PCT	OR	DR	TR	AVG	AST	PF	DQ	ST	TO	BLK	PTS	AVG
2003 IND	33	25	814	94	200	.470	7	15	.467	31	39	.795	44	71	115	3.5	64	65	0	24	48	15	226	6.8
2004 IND	33	4	692	56	135	.415	10	27	.370	30	38	.789	41	72	113	3.4	47	51	0	21	35	14	152	4.6
2 YEARS	66	29	1506	150	335	.448	17	42	.405	61	77	.792	85	143	228	3.5	111	116	0	45	83	29	378	5.7



### Sheri Sam

#55

Height: 6-0 Weight: 160 Birthdate: May 5, 1974 College/Country: Vanderbilt '96  
 TRANSACTIONS - Acquired: January 8, 2006, ninth pick of 2006 WNBA Dispersal Draft

YEAR	G	GS	MIN	FG	A	PCT	3FG	A	PCT	FT	A	PCT	OR	DR	TR	AVG	AST	PF	DQ	ST	TO	BLK	PTS	AVG
2007 IND	33	4	591	63	186	.339	8	32	.250	29	342	.690	35	62	97	2.9	42	58	0	29	39	6	163	4.9
PLAYOFF STATISTICS																								
2007 IND	6	5	185	19	51	.373	4	8	.500	6	12	.500	15	17	32	5.3	13	19	0	6	5	1	48	8.0



### Alessandra Santos de Oliveira

#13

Height: 6-5 Weight: 190 Birthdate: December 2, 1973 College/Country: Brazil  
 TRANSACTIONS - Acquired: June 6, 2000, off waivers from New York | Waived: July 11, 2000

YEAR	G	GS	MIN	FG	A	PCT	3FG	A	PCT	FT	A	PCT	OR	DR	TR	AVG	AST	PF	DQ	ST	TO	BLK	PTS	AVG
2000 IND	3	0	11	1	1	1.000	0	0	.000	1	6	.167	0	2	2	0.7	0	3	0	0	2	0	3	1.0

### Kelly Schumacher

#20, #11

Height: 6-5 Weight: 180 Birthdate: October 14, 1977 College/Country: Connecticut '01  
 TRANSACTIONS - Drafted: April 20, 2001, First round (14th overall), 2001 WNBA Draft | Traded: February 24, 2006, along with a 2006 first-round draft pick (#12), to New York in exchange for New York's 2006 first-round draft pick (#9)

YEAR	G	GS	MIN	FG	A	PCT	3FG	A	PCT	FT	A	PCT	OR	DR	TR	AVG	AST	PF	DQ	ST	TO	BLK	PTS	AVG
2001 IND	28	5	380	46	93	.495	3	5	.600	17	20	.850	23	47	70	2.5	10	41	0	5	21	29	112	4.0
2002 IND	31	1	352	45	89	.506	0	1	.000	18	26	.692	18	41	59	1.9	13	49	0	7	21	23	108	3.5
2003 IND	34	1	480	81	169	.479	4	9	.444	23	27	.852	40	59	99	2.9	20	63	0	7	32	24	189	5.6
2004 IND	32	7	601	92	196	.469	5	13	.385	35	45	.778	36	68	104	3.3	25	67	0	10	52	31	224	7.0
2005 IND	34	14	516	58	138	.420	2	11	.182	17	21	.810	26	42	68	2.0	14	59	0	10	33	24	135	4.0
5 YEARS	159	28	2329	322	685	.470	14	39	.359	110	139	.791	143	257	400	2.5	82	279	0	39	159	131	768	4.8
PLAYOFF STATISTICS																								
2002 IND	3	0	52	13	20	.650	2	2	1.000	4	8	.500	6	3	9	3.0	3	6	0	0	2	2	32	10.7
2005 IND	4	0	42	9	19	.474	0	0	.000	2	2	1.000	7	1	8	2.0	2	6	0	2	0	4	20	5.0
2 YEARS	7	0	94	22	39	.564	2	2	1.000	6	10	.600	13	4	17	2.4	5	12	0	2	2	6	52	7.4



### HONOR & DISTINCTION

- WNBA Community Assist Award, Offseason 2002-03
- Indiana Fever first playoff team, 2002
- First-round draft pick, 2001

• 100+ GAMES PLAYED: 159 games, 28 starts

### Olympia Scott

#0

Height: 6-2 Weight: 175 Birthdate: August 5, 1976 College/Country: Stanford '98  
 TRANSACTIONS - Acquired: May 27, 2001, from Detroit, with a 2002 third-round draft pick, in exchange for Indiana's 2002 second-round draft pick | Acquired: February 3, 2006, signed as a free agent | Traded: March 7, 2007, to Phoenix, in exchange for Ann Strother

YEAR	G	GS	MIN	FG	A	PCT	3FG	A	PCT	FT	A	PCT	OR	DR	TR	AVG	AST	PF	DQ	ST	TO	BLK	PTS	AVG
2001 IND	32	30	775	99	217	.456	0	2	.000	82	111	.739	52	109	161	5.0	40	108	1	22	72	12	280	8.8
2002 IND	31	31	975	113	232	.487	0	4	.000	66	82	.805	80	131	211	6.8	52	127	2	38	69	13	292	9.4
2003 IND	DID NOT PLAY, SUSPENDED LIST																							
2006 IND	21	0	159	23	53	.434	0	1	.000	4	8	.500	8	25	33	1.6	7	29	0	8	15	2	50	2.4
3 YEARS	84	61	1909	235	502	.468	0	7	.000	152	201	.756	140	265	405	4.8	99	264	3	68	156	27	622	7.4
PLAYOFF STATISTICS																								
2002 IND	3	3	99	8	16	.500	0	0	.000	5	5	1.000	7	17	24	8.0	5	11	0	1	14	1	21	7.0
2006 IND	2	0	26	5	9	.556	0	1	.000	0	0	.000	3	2	5	2.5	0	5	0	1	3	0	10	5.0
2 YEARS	5	3	125	13	25	.520	0	1	.000	5	5	1.000	10	19	29	5.8	5	16	0	2	17	1	31	5.2



### HONOR & DISTINCTION

- WNBA Community Assist Award, Offseason 2005-06
- Indiana Fever first playoff team, 2002

### K.B. Sharp

#3

Height: 5-9 Weight: 149 Birthdate: April 18, 1981 College/Country: Cincinnati '03  
 TRANSACTIONS - Acquired: February 24, 2006, signed as free agent | Traded: May 14, 2008, to Chicago, in exchange for Bernadette Ngoyisa

YEAR	G	GS	MIN	FG	A	PCT	3FG	A	PCT	FT	A	PCT	OR	DR	TR	AVG	AST	PF	DQ	ST	TO	BLK	PTS	AVG
2006 IND	23	0	155	8	35	.229	3	15	.200	3	3	1.000	3	6	9	0.4	23	3	0	7	8	0	22	1.0
2007 IND	34	0	454	40	97	.412	8	28	.285	21	29	.724	10	22	32	0.9	49	17	0	13	26	0	110	3.2
2 YEARS	57	0	609	48	132	.364	11	43	.256	24	32	.750	13	28	41	0.7	72	20	0	20	34	0	132	2.3
PLAYOFF STATISTICS																								
2006 IND	DID NOT PLAY																							
2007 IND	6	0	46	1	10	.100	0	3	.000	5	6	.833	2	3	5	0.8	3	1	0	1	2	0	7	1.2





# ALL-TIME ROSTER

**Charlotte Smith** **#23**  
 Height: 6-0 Weight: 148 Birthdate: August 23, 1973 College/Country: North Carolina '95  
 TRANSACTIONS - Acquired: February 11, 2006, signed as free agent | Retired: December 14, 2006



YEAR	G	GS	MIN	FG	A	PCT	3FG	A	PCT	FT	A	PCT	OR	DR	TR	AVG	AST	PF	DQ	ST	TO	BLK	PTS	AVG
2006 IND	18	2	173	12	39	.308	8	22	.364	3	4	.750	9	15	24	1.3	7	21	0	3	13	1	35	1.9
<b>PLAYOFF STATISTICS</b>																								
2006 IND	1	0	1	0	0	.000	0	0	.000	0	0	.000	0	0	0	0.0	0	0	0	0	0	0	0	0.0

**Tangela Smith** **#5**  
 Height: 6-3 Weight: 158 Birthdate: April 1, 1977 College/Country: Iowa '98  
 TRANSACTIONS - Acquired: February 2, 2011, signed as free agent | Traded: March 1, 2012, to San Antonio, in exchange for Roneeka Hodges



YEAR	G	GS	MIN	FG	A	PCT	3FG	A	PCT	FT	A	PCT	OR	DR	TR	AVG	AST	PF	DQ	ST	TO	BLK	PTS	AVG
2011 IND	33	32	711	88	237	.371	32	94	.340	30	34	.882	27	75	102	3.1	49	80	2	22	42	16	238	7.2
<b>PLAYOFF STATISTICS</b>																								
2011 IND	6	6	165	22	54	.407	9	22	.409	4	4	1.000	9	23	32	5.3	10	19	0	5	13	6	57	9.5

**Kate Starbird** **#30**  
 Height: 6-1 Weight: 153 Birthdate: July 30, 1975 College/Country: Stanford '97  
 TRANSACTIONS - Acquired: February 24, 2004, signed as free agent



YEAR	G	GS	MIN	FG	A	PCT	3FG	A	PCT	FT	A	PCT	OR	DR	TR	AVG	AST	PF	DQ	ST	TO	BLK	PTS	AVG
2004 IND	12	0	117	6	23	.261	3	10	.300	5	6	.833	6	3	9	0.8	11	7	0	6	9	0	20	1.7
2005 IND	DID NOT PLAY, SUSPENDED LIST																							

**Jurgita Streimikyte** **#7**  
 Height: 6-2 Weight: 165 Birthdate: May 14, 1972 College/Country: Lithuania  
 TRANSACTIONS - Drafted: April 25, 2000, Second round (26th overall), 2000 WNBA Draft | Acquired: March 17, 2005, re-signed free agent contract



- HONOR & DISTINCTION**
- Inaugural season opening day roster
  - Lithuanian National Team

YEAR	G	GS	MIN	FG	A	PCT	3FG	A	PCT	FT	A	PCT	OR	DR	TR	AVG	AST	PF	DQ	ST	TO	BLK	PTS	AVG
2000 IND	27	6	424	46	117	.393	2	6	.333	27	35	.771	25	46	71	2.6	44	67	1	16	32	23	121	4.5
2001 IND	27	26	707	99	207	.472	0	9	.000	48	57	.842	45	94	139	5.1	52	81	2	37	52	19	246	9.1
2002 IND	DID NOT PLAY, SUSPENDED LIST																							
2003 IND	DID NOT PLAY, SUSPENDED LIST																							
2004 IND	DID NOT PLAY, SUSPENDED LIST																							
2005 IND	34	20	686	82	178	.461	3	6	.500	19	27	.704	37	64	101	3.0	32	75	0	29	36	11	186	5.5
<b>3 YEARS</b>	<b>88</b>	<b>52</b>	<b>1817</b>	<b>227</b>	<b>502</b>	<b>.452</b>	<b>5</b>	<b>21</b>	<b>.238</b>	<b>94</b>	<b>119</b>	<b>.790</b>	<b>107</b>	<b>204</b>	<b>311</b>	<b>3.5</b>	<b>128</b>	<b>223</b>	<b>3</b>	<b>82</b>	<b>120</b>	<b>53</b>	<b>553</b>	<b>6.3</b>
<b>PLAYOFF STATISTICS</b>																								
2005 IND	4	4	96	6	23	.261	0	0	.000	6	6	1.000	10	8	18	4.5	5	11	0	5	6	1	18	4.5

**Ann Strother** **#7**  
 Height: 6-3 Weight: 166 Birthdate: December 11, 1983 College/Country: Connecticut '06  
 TRANSACTIONS - Acquired: March 7, 2007, from Phoenix, in exchange for Olympia Scott | Drafted: February 6, 2008, by Atlanta in WNBA Expansion Draft



YEAR	G	GS	MIN	FG	A	PCT	3FG	A	PCT	FT	A	PCT	OR	DR	TR	AVG	AST	PF	DQ	ST	TO	BLK	PTS	AVG
2007 IND	12	0	69	10	31	.323	6	15	.400	2	2	1.000	6	3	9	0.8	3	5	0	0	2	0	28	2.3
<b>PLAYOFF STATISTICS</b>																								
2007 IND	3	0	15	3	7	.429	1	3	.333	0	0	.000	0	3	3	1.0	2	1	0	1	0	0	7	2.3

**Tammy Sutton-Brown** **#8**  
 Height: 6-4 Weight: 199 Birthdate: January 27, 1978 College/Country: Rutgers '01  
 TRANSACTIONS - Acquired: March 23, 2007, signed as free agent | Retired: Following 2012 season



- HONOR & DISTINCTION**
- WNBA Champion, 2012
  - WNBA Finals, 2009
  - Indiana Fever All-Decade Team, 2009
  - WNBA All-Star, 2007
  - 2x WNBA Eastern Conf. Player of Week

YEAR	G	GS	MIN	FG	A	PCT	3FG	A	PCT	FT	A	PCT	OR	DR	TR	AVG	AST	PF	DQ	ST	TO	BLK	PTS	AVG
2007 IND	34	33	860	149	307	.485	0	0	.000	111	155	.716	66	118	184	5.4	30	115	1	35	85	47	409	12.0
2008 IND	33	33	956	143	289	.495	0	1	.000	103	153	.673	63	145	208	6.3	17	113	2	20	69	57	389	11.8
2009 IND	27	25	680	95	204	.466	0	0	.000	76	102	.745	44	114	158	5.9	23	76	2	15	49	40	266	9.9
2010 IND	34	34	875	103	229	.450	0	1	.000	70	99	.707	69	105	174	5.1	29	90	0	33	55	55	276	8.1
2011 IND	34	26	645	68	139	.489	0	3	.000	52	70	.743	41	65	106	3.1	19	65	0	36	33	41	188	5.5
2012 IND	33	32	541	49	116	.422	0	0	.000	32	40	.800	28	65	93	2.8	24	39	0	24	22	27	130	3.9
<b>6 YEARS</b>	<b>195</b>	<b>183</b>	<b>4557</b>	<b>607</b>	<b>1284</b>	<b>.473</b>	<b>0</b>	<b>5</b>	<b>.000</b>	<b>444</b>	<b>619</b>	<b>.717</b>	<b>311</b>	<b>612</b>	<b>923</b>	<b>4.7</b>	<b>142</b>	<b>498</b>	<b>5</b>	<b>163</b>	<b>313</b>	<b>267</b>	<b>1658</b>	<b>8.5</b>
<b>PLAYOFF STATISTICS</b>																								
2007 IND	6	6	123	15	43	.349	0	0	.000	12	21	.571	7	21	28	4.7	4	15	0	1	8	12	42	7.0
2008 IND	3	3	93	12	31	.387	0	0	.000	20	21	.952	6	10	16	5.3	1	12	0	1	6	4	44	14.7
2009 IND	10	10	311	56	106	.433	0	0	.000	31	45	.689	15	41	56	5.6	5	30	0	9	30	14	143	14.3
2010 IND	3	3	90	10	21	.476	0	0	.000	9	11	.818	5	8	13	4.3	1	7	0	4	8	2	29	9.7
2011 IND	6	6	172	19	41	.463	0	0	.000	19	22	.864	17	24	41	6.8	8	15	0	5	16	11	57	9.5
2012 IND	7	1	60	8	14	.571	0	1	.000	8	18	.444	4	10	14	2.0	3	7	0	2	3	1	24	3.4
<b>6 YEARS</b>	<b>35</b>	<b>29</b>	<b>849</b>	<b>120</b>	<b>256</b>	<b>.469</b>	<b>0</b>	<b>1</b>	<b>.000</b>	<b>99</b>	<b>138</b>	<b>.717</b>	<b>54</b>	<b>114</b>	<b>168</b>	<b>4.8</b>	<b>22</b>	<b>86</b>	<b>0</b>	<b>22</b>	<b>71</b>	<b>44</b>	<b>339</b>	<b>9.7</b>



- HONOR & DISTINCTION**
- 1,000-POINT CLUB: 1,658 points in six seasons
  - 100+ GAMES PLAYED: 195 games, 183 starts

**Kasha Terry** **#35**  
 Height: 6-3 Weight: 185 Birthdate: October 21, 1983 College/Country: Georgia Tech '06  
 TRANSACTIONS - Drafted: April 5, 2006, Second round (26th overall), 2006 WNBA Draft | Waived: May 22, 2008

YEAR	G	GS	MIN	FG	A	PCT	3FG	A	PCT	FT	A	PCT	OR	DR	TR	AVG	AST	PF	DQ	ST	TO	BLK	PTS	AVG
2006 IND	10	0	53	11	19	.579	0	0	.000	1	5	.200	4	10	14	1.4	0	14	0	0	8	3	23	2.3
2007 IND	9	0	54	3	12	.250	0	0	.000	3	4	.750	5	9	14	1.6	1	18	1	2	11	3	9	1.0
2008 IND	2	0	24	1	5	.200	0	0	.000	0	0	.000	1	4	5	2.5	2	3	0	0	6	0	2	1.0
<b>3 YEARS</b>	<b>21</b>	<b>0</b>	<b>131</b>	<b>15</b>	<b>36</b>	<b>.417</b>	<b>0</b>	<b>0</b>	<b>.000</b>	<b>4</b>	<b>9</b>	<b>.444</b>	<b>10</b>	<b>23</b>	<b>33</b>	<b>1.6</b>	<b>3</b>	<b>35</b>	<b>1</b>	<b>2</b>	<b>25</b>	<b>6</b>	<b>34</b>	<b>1.6</b>
<b>PLAYOFF STATISTICS</b>																								
2006 IND	DID NOT PLAY																							
2007 IND	DID NOT PLAY																							

# ALL-TIME ROSTER

## Krystal Thomas

#34

Height: 6-5 Weight: 210 Birthdate: June 10, 1989 College/Country: Duke '11  
 TRANSACTIONS - Acquired: May 19, 2014, signed as free agent

YEAR	G	GS	MIN	FG	A	PCT	3FG	A	PCT	FT	A	PCT	OR	DR	TR	AVG	AST	PF	DQ	ST	TO	BLK	PTS	AVG
2014 IND	21	3	176	18	33	.545	0	0	.000	6	14	.429	15	32	47	2.2	8	29	0	4	12	15	42	2.0
<b>PLAYOFF STATISTICS</b>																								
2014 IND	2	0	12	1	2	.500	0	0	.000	0	1	.000	1	2	3	1.5	0	4	0	0	0	0	2	1.0



## Alicia Thompson

#43

Height: 6-1 Weight: 175 Birthdate: June 30, 1976 College/Country: Texas Tech '98  
 TRANSACTIONS - Acquired: May 2, 2000, assigned to the Fever by the WNBA following camp tryouts | Retired: August 23, 2002 | Acquired: April 29, 2003, signed as free agent | Waived: May 21, 2003

YEAR	G	GS	MIN	FG	A	PCT	3FG	A	PCT	FT	A	PCT	OR	DR	TR	AVG	AST	PF	DQ	ST	TO	BLK	PTS	AVG
2000 IND	31	26	792	131	255	.514	18	40	.450	30	42	.714	48	109	157	5.1	41	85	4	24	53	4	310	10.0
2001 IND	22	7	381	76	174	.437	17	43	.395	17	23	.739	21	42	63	2.9	25	24	0	9	22	7	186	8.5
2002 IND	18	2	314	39	109	.358	7	29	.241	12	17	.706	12	30	42	2.3	14	20	0	7	18	2	97	5.4
<b>3 YEARS</b>	<b>71</b>	<b>35</b>	<b>1487</b>	<b>246</b>	<b>538</b>	<b>.457</b>	<b>42</b>	<b>112</b>	<b>.375</b>	<b>59</b>	<b>82</b>	<b>.720</b>	<b>81</b>	<b>181</b>	<b>262</b>	<b>3.7</b>	<b>80</b>	<b>129</b>	<b>4</b>	<b>40</b>	<b>93</b>	<b>13</b>	<b>593</b>	<b>8.4</b>
<b>PLAYOFF STATISTICS</b>																								
2002 IND	1	0	2	1	1	1.000	0	0	.000	0	0	.000	0	0	0	0.0	0	0	0	0	0	0	2	2.0



### HONOR & DISTINCTION

- Indiana Fever first playoff team, 2002
- Inaugural season opening day roster

## Erin Thorn

#12

Height: 5-9 Weight: 145 Birthdate: May 19, 1981 College/Country: Brigham Young '03  
 TRANSACTIONS - Acquired: June 6, 2013, signed as replacement player | Released: July 6, 2013

YEAR	G	GS	MIN	FG	A	PCT	3FG	A	PCT	FT	A	PCT	OR	DR	TR	AVG	AST	PF	DQ	ST	TO	BLK	PTS	AVG
2013 IND	6	0	67	2	12	.167	1	6	.167	2	2	1.000	0	3	3	0.5	4	2	0	2	5	1	7	1.2



## Chantel Tremiere

#3

Height: 5-6 Weight: 142 Birthdate: October 20, 1969 College/Country: Auburn '91  
 TRANSACTIONS - Drafted: December 15, 1999, Sixth round (24th overall), 2000 WNBA Expansion Draft | Retired: April 23, 2001

YEAR	G	GS	MIN	FG	A	PCT	3FG	A	PCT	FT	A	PCT	OR	DR	TR	AVG	AST	PF	DQ	ST	TO	BLK	PTS	AVG
2000 IND	25	3	318	18	51	.353	4	9	.444	10	16	.625	6	25	31	1.2	51	30	0	10	30	1	50	2.0



### HONOR & DISTINCTION

- Inaugural season opening day roster
- Original Fever 7: 2000 WNBA Expansion Draft

## Coquese Washington

#4

Height: 5-6 Weight: 138 Birthdate: January 17, 1971 College/Country: Notre Dame '93  
 TRANSACTIONS - Acquired: July 20, 2002, from Houston in exchange for Rita Williams | Retired: February 6, 2004

YEAR	G	GS	MIN	FG	A	PCT	3FG	A	PCT	FT	A	PCT	OR	DR	TR	AVG	AST	PF	DQ	ST	TO	BLK	PTS	AVG
2002 IND	11	8	325	26	70	.371	14	31	.452	14	20	.700	7	26	33	3.0	48	22	0	23	24	2	80	7.3
2003 IND	20	10	348	19	67	.284	14	48	.292	11	13	.846	2	27	29	1.5	48	32	0	14	30	2	63	3.2
<b>2 YEARS</b>	<b>31</b>	<b>18</b>	<b>673</b>	<b>45</b>	<b>137</b>	<b>.328</b>	<b>28</b>	<b>79</b>	<b>.354</b>	<b>25</b>	<b>33</b>	<b>.758</b>	<b>9</b>	<b>53</b>	<b>62</b>	<b>2.0</b>	<b>96</b>	<b>54</b>	<b>0</b>	<b>37</b>	<b>54</b>	<b>4</b>	<b>143</b>	<b>4.6</b>
<b>PLAYOFF STATISTICS</b>																								
2002 IND	3	3	110	9	27	.333	6	16	.375	1	1	1.000	1	5	6	2.0	14	10	0	3	6	0	25	8.3



### HONOR & DISTINCTION

- Indiana Fever first playoff team, 2002
- Past President, WNBA Players Association

## Erica Wheeler

#17

Height: 5-7 Weight: 143 Birthdate: May 2, 1991 College/Country: Rutgers '13  
 TRANSACTIONS - Acquired: February 8, 2016, signed as a free agent

YEAR	G	GS	MIN	FG	A	PCT	3FG	A	PCT	FT	A	PCT	OR	DR	TR	AVG	AST	PF	DQ	ST	TO	BLK	PTS	AVG
2016 IND	34	25	811	114	273	.418	17	57	.298	40	48	.833	18	54	72	2.1	95	88	1	23	68	1	285	8.4
<b>PLAYOFF STATISTICS</b>																								
2016 IND	1	1	26	3	6	.500	2	2	1.000	2	2	1.000	1	2	3	3.0	3	3	0	0	1	0	10	10.0



## Erica White

#7

Height: 5-3 Weight: 135 Birthdate: August 26, 1986 College/Country: LSU '08  
 TRANSACTIONS - Acquired: December 8, 2008, sixth pick of 2008 WNBA Dispersal Draft | Waived: June 11, 2009

YEAR	G	GS	MIN	FG	A	PCT	3FG	A	PCT	FT	A	PCT	OR	DR	TR	AVG	AST	PF	DQ	ST	TO	BLK	PTS	AVG
2009 IND	2	0	18	1	6	.167	0	3	.000	0	0	.000	0	2	2	1.0	4	1	0	1	0	1	2	1.0



## Stephanie White

#22

Height: 5-10 Weight: 155 Birthdate: June 20, 1977 College/Country: Purdue '99  
 TRANSACTIONS - Acquired: December 15, 1999, from Miami, in exchange for Sandy Brondello and a 2000 first-round draft pick, following the 2000 WNBA Expansion Draft | Retired: April 21, 2005

YEAR	G	GS	MIN	FG	A	PCT	3FG	A	PCT	FT	A	PCT	OR	DR	TR	AVG	AST	PF	DQ	ST	TO	BLK	PTS	AVG	
2000 IND	32	12	635	66	166	.398	27	70	.386	71	86	.826	14	46	60	1.9	57	49	0	31	47	6	230	7.2	
2001 IND	30	0	504	52	137	.380	23	57	.404	42	55	.764	13	42	55	1.8	58	50	0	26	38	14	169	5.6	
2002 IND	DID NOT PLAY, SUSPENDED LIST																								
2003 IND	28	10	577	60	173	.347	29	84	.345	45	48	.938	14	27	41	1.5	58	60	0	34	37	6	194	6.9	
2004 IND	22	12	450	27	72	.375	13	39	.333	24	34	.706	8	20	28	1.3	52	30	0	24	30	5	91	4.1	
<b>4 YEARS</b>	<b>112</b>	<b>34</b>	<b>2166</b>	<b>205</b>	<b>548</b>	<b>.374</b>	<b>92</b>	<b>250</b>	<b>.368</b>	<b>182</b>	<b>223</b>	<b>.816</b>	<b>49</b>	<b>135</b>	<b>184</b>	<b>1.6</b>	<b>225</b>	<b>189</b>	<b>0</b>	<b>115</b>	<b>152</b>	<b>31</b>	<b>684</b>	<b>6.1</b>	



### HONOR & DISTINCTION

- Indiana Fever All-Decade Team, 2009
- Inaugural season opening day roster
- Original Fever 7: first trade acquisition in franchise history, 2000 WNBA Expansion Draft

• 100+ GAMES PLAYED: 112 games, 34 starts

# ALL-TIME ROSTER

### Tan White

#15

**Height:** 5-7      **Weight:** 154      **Birthdate:** September 27, 1982      **College/Country:** Mississippi State '05  
**TRANSACTIONS - Drafted:** April 15, 2005, First round (2nd overall), 2005 WNBA Draft | **Waived:** June 4, 2009

YEAR	G	GS	MIN	FG	A	PCT	3FG	A	PCT	FT	A	PCT	OR	DR	TR	AVG	AST	PF	DQ	ST	TO	BLK	PTS	AVG
2005 IND	34	3	693	85	254	.335	25	81	.309	47	58	.810	21	32	53	1.6	53	62	1	30	70	7	242	7.1
2006 IND	34	0	745	113	304	.372	19	88	.216	57	76	.750	32	50	82	2.4	52	66	1	27	51	9	302	8.9
2007 IND	34	9	841	136	352	.386	43	127	.339	53	63	.841	25	65	90	2.6	65	76	2	36	100	10	368	10.8
2008 IND	33	22	894	119	325	.366	39	120	.325	51	60	.850	27	74	101	3.1	80	88	0	43	85	14	328	9.9
<b>4 YEARS</b>	<b>135</b>	<b>34</b>	<b>3173</b>	<b>453</b>	<b>1235</b>	<b>.367</b>	<b>126</b>	<b>416</b>	<b>.303</b>	<b>208</b>	<b>257</b>	<b>.809</b>	<b>105</b>	<b>221</b>	<b>326</b>	<b>2.4</b>	<b>250</b>	<b>292</b>	<b>4</b>	<b>136</b>	<b>306</b>	<b>40</b>	<b>1240</b>	<b>9.2</b>

### Tamika Whitmore

#91

**Height:** 6-2      **Weight:** 190      **Birthdate:** June 5, 1977      **College/Country:** Memphis State '99  
**TRANSACTIONS - Acquired:** March 17, 2006, signed as free agent | **Traded:** February 19, 2008, to Connecticut, with a 2008 first-round draft pick (9th overall) and rights to Jessica Foley, in exchange for Katie Douglas

YEAR	G	GS	MIN	FG	A	PCT	3FG	A	PCT	FT	A	PCT	OR	DR	TR	AVG	AST	PF	DQ	ST	TO	BLK	PTS	AVG
2006 IND	34	34	1057	199	435	.457	15	38	.395	115	140	.821	53	112	165	4.9	61	91	1	46	94	12	528	15.5
2007 IND	34	25	880	139	335	.415	21	70	.300	71	93	.763	45	125	170	5.0	51	86	1	20	84	11	370	10.9
<b>2 YEARS</b>	<b>68</b>	<b>59</b>	<b>1937</b>	<b>338</b>	<b>33</b>	<b>.439</b>	<b>36</b>	<b>108</b>	<b>.333</b>	<b>186</b>	<b>233</b>	<b>.798</b>	<b>98</b>	<b>237</b>	<b>335</b>	<b>4.9</b>	<b>112</b>	<b>177</b>	<b>2</b>	<b>66</b>	<b>178</b>	<b>23</b>	<b>898</b>	<b>13.2</b>

### Khadijah Whittington

#1

**Height:** 6-1      **Weight:** 185      **Birthdate:** August 5, 1986      **College/Country:** NC State '08  
**TRANSACTIONS - Drafted:** April 9, 2008, Second round (26th overall), 2008 WNBA Draft | **Waived:** June 11, 2009

YEAR	G	GS	MIN	FG	A	PCT	3FG	A	PCT	FT	A	PCT	OR	DR	TR	AVG	AST	PF	DQ	ST	TO	BLK	PTS	AVG
2008 IND	22	0	186	17	44	.386	0	0	.000	9	17	.529	10	24	34	1.5	6	42	0	9	12	11	43	2.0
2009 IND	3	0	25	6	10	.600	0	0	.000	0	0	.000	2	3	5	1.7	2	2	0	0	0	0	12	4.0
<b>2 YEARS</b>	<b>25</b>	<b>0</b>	<b>211</b>	<b>23</b>	<b>54</b>	<b>.426</b>	<b>0</b>	<b>0</b>	<b>.000</b>	<b>9</b>	<b>17</b>	<b>.529</b>	<b>12</b>	<b>27</b>	<b>39</b>	<b>1.6</b>	<b>8</b>	<b>44</b>	<b>0</b>	<b>9</b>	<b>12</b>	<b>11</b>	<b>55</b>	<b>2.2</b>

### Beverly Williams

#4

**Height:** 5-9      **Weight:** 150      **Birthdate:** January 14, 1976      **College/Country:** Texas '88  
**TRANSACTIONS - Acquired:** May 24, 2000, off waivers from Cleveland | **Waived:** June 6, 2000

YEAR	G	GS	MIN	FG	A	PCT	3FG	A	PCT	FT	A	PCT	OR	DR	TR	AVG	AST	PF	DQ	ST	TO	BLK	PTS	AVG
2000 IND	1	0	3	0	0	.000	0	0	.000	0	0	.000	0	0	0	0.0	0	2	0	0	0	0	0	0.0

### Natalie Williams

#12

**Height:** 6-2      **Weight:** 210      **Birthdate:** November 30, 1970      **College/Country:** UCLA '94  
**TRANSACTIONS - Acquired:** May 1, 2003, from San Antonio with Coretta Brown, in exchange for Sylvia Crawley and Gwen Jackson | **Retired:** August 10, 2005

YEAR	G	GS	MIN	FG	A	PCT	3FG	A	PCT	FT	A	PCT	OR	DR	TR	AVG	AST	PF	DQ	ST	TO	BLK	PTS	AVG
2003 IND	34	34	1054	176	363	.485	0	1	.000	105	148	.709	109	146	255	7.5	46	138	2	43	70	21	457	13.4
2004 IND	34	34	956	133	293	.454	0	4	.000	83	119	.697	93	142	235	6.9	62	122	3	40	65	23	349	10.3
2005 IND	34	34	804	103	248	.415	0	0	.000	45	67	.672	74	112	186	5.5	31	105	3	35	56	12	251	7.4
<b>3 YEARS</b>	<b>102</b>	<b>102</b>	<b>2814</b>	<b>412</b>	<b>904</b>	<b>.456</b>	<b>0</b>	<b>5</b>	<b>.000</b>	<b>233</b>	<b>334</b>	<b>.698</b>	<b>276</b>	<b>400</b>	<b>676</b>	<b>6.6</b>	<b>139</b>	<b>365</b>	<b>8</b>	<b>118</b>	<b>191</b>	<b>56</b>	<b>1057</b>	<b>10.4</b>

### Rita Williams

#23

**Height:** 5-7      **Weight:** 135      **Birthdate:** January 14, 1976      **College/Country:** Connecticut '98  
**TRANSACTIONS - Drafted:** December 15, 1999, Fourth round (16th overall), 2000 WNBA Expansion Draft | **Traded:** July 20, 2002, to Houston in exchange for Coquese Washington

YEAR	G	GS	MIN	FG	A	PCT	3FG	A	PCT	FT	A	PCT	OR	DR	TR	AVG	AST	PF	DQ	ST	TO	BLK	PTS	AVG
2000 IND	32	29	1014	112	274	.409	49	131	.374	79	108	.731	22	73	95	3.0	101	69	1	76	69	3	352	11.0
2001 IND	32	29	1042	115	293	.392	41	109	.376	109	130	.838	25	79	104	3.3	114	71	0	72	100	11	380	11.9
2002 IND	20	1	484	39	135	.289	17	67	.254	25	34	.735	10	27	37	1.9	43	34	0	21	29	2	120	6.0
<b>3 YEARS</b>	<b>84</b>	<b>59</b>	<b>2540</b>	<b>266</b>	<b>702</b>	<b>.379</b>	<b>107</b>	<b>307</b>	<b>.349</b>	<b>213</b>	<b>272</b>	<b>.783</b>	<b>57</b>	<b>179</b>	<b>236</b>	<b>2.8</b>	<b>258</b>	<b>174</b>	<b>1</b>	<b>169</b>	<b>198</b>	<b>16</b>	<b>852</b>	<b>10.1</b>



#### HONOR & DISTINCTION

- Indiana Fever All-Decade Team, 2009
- First-round draft pick, 2005

- **1,000-POINT CLUB:** 1,240 points in four seasons
- **100+ GAMES PLAYED:** 135 games, 34 starts



#### HONOR & DISTINCTION

- Indiana Fever All-Decade Team, 2009
- WNBA All-Star, 2006

- Franchise scoring record, postseason game: 41 points at Detroit, 8/19/06



#### HONOR & DISTINCTION

- Inaugural season opening day roster



#### HONOR & DISTINCTION

- Women's Basketball Hall of Fame
- Indiana Fever All-Decade Team, 2009
- USA Basketball Select Team, 2004
- WNBA Community Assist Award, August 2004
- WNBA All-Star, 2003

- **1,000-POINT CLUB:** 1,057 points in three seasons
- **100+ GAMES PLAYED:** 102 games, 102 starts



#### HONOR & DISTINCTION

- WNBA All-Star, 2001 (first All-Star representative in franchise history)
- Inaugural season opening day roster
- Original Fever 7: 2000 WNBA Expansion Draft

# ALL-TIME ROSTER

## Christina Wirth

**Height:** 6-1 **Weight:** 172 **Birthdate:** April 18, 1987 **College/Country:** Vanderbilt '09  
**TRANSACTIONS - Drafted:** April 9, 2009, Second round (19th overall), 2009 WNBA Draft

YEAR	G	GS	MIN	FG	A	PCT	3FG	A	PCT	FT	A	PCT	OR	DR	TR	AVG	AST	PF	DQ	ST	TO	BLK	PTS	AVG
2009 IND	21	0	121	8	29	.276	5	14	.357	1	1	1.000	3	12	15	0.7	13	12	0	3	3	1	22	1.0
<b>PLAYOFF STATISTICS</b>																								
2009 IND	5	0	27	3	7	.429	0	2	.000	0	0	.000	0	3	3	0.6	2	4	0	0	2	0	6	1.2



**HONOR & DISTINCTION**  
 • WNBA Finals, 2009

## Kara Wolters

**Height:** 6-7 **Weight:** 225 **Birthdate:** August 15, 1975 **College/Country:** Connecticut '97  
**TRANSACTIONS - Drafted:** December 15, 1999, Fifth round (17th overall), 2000 WNBA Expansion Draft | **Traded:** April 11, 2001, to Sacramento for a 2001 first-round pick

YEAR	G	GS	MIN	FG	A	PCT	3FG	A	PCT	FT	A	PCT	OR	DR	TR	AVG	AST	PF	DQ	ST	TO	BLK	PTS	AVG
2000 IND	31	30	793	148	264	.561	0	0	.000	74	100	.740	46	118	164	5.3	39	99	2	12	73	49	370	11.9



**HONOR & DISTINCTION**  
 • Women's Basketball Hall of Fame  
 • Inaugural season leading scorer and rebounder  
 • Inaugural season opening day roster  
 • Original Fever 7: 2000 WNBA Expansion Draft

## Shavonte Zellous

**Height:** 5-10 **Weight:** 155 **Birthdate:** August 28, 1986 **College/Country:** Pittsburgh '09  
**TRANSACTIONS - Acquired:** May 27, 2010, from Tulsa, in exchange for 2011 second-round draft pick

YEAR	G	GS	MIN	FG	A	PCT	3FG	A	PCT	FT	A	PCT	OR	DR	TR	AVG	AST	PF	DQ	ST	TO	BLK	PTS	AVG
2010 IND	27	0	418	47	130	.362	7	25	.280	59	79	.747	14	42	56	2.1	35	55	0	12	33	16	160	5.9
2011 IND	33	2	463	57	130	.438	9	34	.265	58	74	.784	21	59	80	2.4	45	74	1	12	32	15	181	5.5
2012 IND	31	31	692	79	214	.369	19	55	.345	57	74	.770	27	57	84	2.7	54	71	0	23	43	15	234	7.5
2013 IND	29	29	908	146	352	.415	39	112	.348	96	123	.780	27	73	100	3.4	48	93	1	27	54	21	427	14.7
2014 IND	34	33	931	131	319	.411	25	82	.305	87	111	.784	22	72	94	2.8	71	100	1	24	55	16	374	11.0
2015 IND	23	1	511	61	161	.379	7	29	.241	64	83	.771	13	42	55	2.4	43	68	2	22	27	8	193	8.4
<b>6 YEARS</b>	<b>177</b>	<b>96</b>	<b>3923</b>	<b>521</b>	<b>1306</b>	<b>.399</b>	<b>106</b>	<b>337</b>	<b>.315</b>	<b>421</b>	<b>544</b>	<b>.774</b>	<b>124</b>	<b>345</b>	<b>469</b>	<b>2.6</b>	<b>296</b>	<b>461</b>	<b>5</b>	<b>120</b>	<b>244</b>	<b>91</b>	<b>1569</b>	<b>8.9</b>
<b>PLAYOFF STATISTICS</b>																								
2010 IND	3	0	31	3	5	.600	0	1	.000	6	7	.857	1	1	2	0.7	2	3	0	0	2	1	12	4.0
2011 IND	5	1	96	15	35	.429	4	10	.400	9	15	.600	3	10	13	2.6	7	14	0	2	6	3	43	8.6
2012 IND	10	5	279	37	93	.398	8	30	.267	24	28	.857	10	19	29	2.9	17	27	0	9	17	8	106	10.6
2013 IND	4	4	107	17	38	.447	5	12	.417	12	13	.923	4	11	15	3.8	8	12	0	1	0	2	51	12.8
2014 IND	5	5	178	28	72	.389	7	24	.292	9	12	.750	5	12	17	3.4	5	17	0	2	3	4	72	14.4
2015 IND	11	0	237	32	73	.438	4	13	.308	16	20	.800	6	20	26	2.4	21	29	0	8	14	6	84	7.6
<b>6 YEARS</b>	<b>38</b>	<b>15</b>	<b>928</b>	<b>132</b>	<b>316</b>	<b>.418</b>	<b>28</b>	<b>90</b>	<b>.311</b>	<b>76</b>	<b>95</b>	<b>.800</b>	<b>29</b>	<b>73</b>	<b>102</b>	<b>2.7</b>	<b>60</b>	<b>102</b>	<b>0</b>	<b>22</b>	<b>42</b>	<b>24</b>	<b>368</b>	<b>9.7</b>



**HONOR & DISTINCTION**  
 • WNBA Champion, 2012  
 • WNBA Finals, 2015  
 • WNBA All-Star, 2013  
 • Croatian National Team  
 • **1,000-POINT CLUB:** 1,569 points in six seasons  
 • **100+ GAMES PLAYED:** 177 games, 96 starts

### ADDITIONAL PLAYERS

In Fever history, there have been four players on a Fever regular-season roster who have never played any minutes in a regular season game. Those four players are Jenni Benningfield (2004), Tawana McDonald (2002), Kenya Robinson (2001) and Itoro Umoh-Coleman (2001).

### ALL-TIME ROSTER BY UNIFORM NUMBERS

(Listed chronologically, most recent player first)

- 0 Shannon Bobbitt, Olympia Scott
- 1 Shavonte Zellous, Khadijah Whittington
- 2 Erlana Larkins, Leigh Aziz
- 3 Tiffany Mitchell, K.B. Sharp, Chantel Tremiere
- 4 Sydney Carter, Doneeka Lewis, Coquese Washington, Beverly Williams
- 5 Layshia Clarendon, Roneeka Hodges, Tangela Smith, Sherrill Baker, Deanna Jackson, Danielle McCulley
- 6 Jackie Moore
- 7 Erica White, Ann Strother, Jurgita Streimikyte
- 8 Maggie Lucas (2014-15), Tammy Sutton-Brown, Kelly Miller
- 10 Jené Morris, LaToya Bond, Gordana Grubin
- 11 Natalie Achonwa, Lynetta Kizer (2014), Karima Christmas (2012-13), Texlin Quinney, Kelly Schumacher (2002-05)
- 12 Lynetta Kizer (2015 to present), Erin Thorn, Jasmine Hassell (5/24/13), Natalie Williams
- 13 Karima Christmas (2014), Erin Phillips, Linda Fröhlich, Zuzi Klimesova, Kenya Robinson, Alessandra Santos de Oliveira
- 14 Devereaux Peters, Briana Butler, Shay Murphy, Coretta Brown
- 15 Nikki McCray, Tan White
- 17 Erica Wheeler
- 20 Briann January, Kelly Schumacher (2001)
- 21 Jasmine Hassell (6/21/13 to 8/2/13), Joy Cheek, Tamecka Dixon, Allison Feaster, Yolanda Paige, Monica Maxwell
- 22 Allie Quigley, La'Tangela Atkinson, Stephanie White
- 23 Katie Douglas, Charlotte Smith, Rita Williams
- 24 Tamika Catchings
- 25 Marissa Coleman, Itoro Umoh-Coleman
- 27 Katryna Gaither
- 30 Brene Moseley, Anna DeForge, Kate Starbird
- 31 Jessica Moore
- 32 Jeanette Pohlen, Ebony Hoffman (2005-10), Bridget Pettis

- 33 Maggie Lucas (2016 to present), Natasha Howard, Yolanda Griffith, Niele Ivey, Usha Gilmore
- 34 Krystal Thomas, Christina Wirth, Sonja Henning, Ebony Hoffman (2004)
- 35 Kasha Terry
- 40 Tawana McDonald
- 41 Tully Bevilacqua
- 42 Shenise Johnson, Jenni Benningfield, Nadine Malcolm
- 43 Shyra Ely, Alison Bales, Alicia Thompson
- 44 Vicki Hall, Kristen Mann, Astou Ndiaye-Diatta
- 45 Sasha Goodlett, Angie Brazier
- 50 Jessica Davenport, Donna Harrington, Bernadette Ngoyisa
- 51 Jessica Breland
- 52 Kristen Rasmussen, Kara Wolters
- 55 Sheri Sam
- 91 Tamika Whitmore
- 98 Layshia Clarendon (8/23/14)

### ALL-TIME ROSTER BY U.S. COLLEGES

(Listed alphabetically by school)

- Alabama-Birmingham:** Deanna Jackson
- Arizona State:** Briann January
- Auburn:** Chantel Tremiere
- Brigham Young:** Erin Thorn
- California:** Layshia Clarendon
- Cincinnati:** K.B. Sharp
- Clemson:** Itoro Umoh-Coleman
- Connecticut:** Jessica Moore, Kelly Schumacher, Ann Strother, Rita Williams, Kara Wolters
- DePaul:** Allie Quigley
- Duke:** Alison Bales, Joy Cheek, Karima Christmas, Krystal Thomas
- Florida:** Bridget Pettis
- Florida Atlantic:** Yolanda Griffith
- Florida State:** Roneeka Hodges, Natasha Howard
- Georgia:** Sherrill Baker, Jasmine Hassell, Tawana McDonald, Kelly Miller
- Georgia Tech:** Sasha Goodlett, Kasha Terry
- Harvard:** Allison Feaster
- Iowa:** Tangela Smith
- Kansas:** Tamecka Dixon
- Long Beach State:** Jackie Moore
- Louisiana State:** Doneeka Lewis, Erica White
- Louisiana Tech:** Monica Maxwell
- Maryland:** Marissa Coleman, Lynetta Kizer, Brene Moseley
- Memphis State:** Tamika Whitmore
- Miami:** Shenise Johnson
- Michigan State:** Kristen Rasmussen
- Mississippi State:** Tan White
- Missouri:** LaToya Bond
- Nebraska:** Anna DeForge
- New Orleans:** Kenya Robinson
- North Carolina:** La'Tangela Atkinson, Jessica Breland, Coretta Brown, Erlana Larkins, Charlotte Smith
- NC State:** Khadijah Whittington
- Notre Dame:** Natalie Achonwa, Katryna Gaither, Niele Ivey, Devereaux Peters, Coquese Washington

- Ohio State:** Jessica Davenport
- Old Dominion:** Donna Harrington
- Penn State:** Maggie Lucas
- Pittsburgh:** Shavonte Zellous
- Providence:** Nadine Malcolm
- Purdue:** Katie Douglas, Stephanie White
- Rutgers:** Usha Gilmore, Tammy Sutton-Brown, Erica Wheeler
- San Diego State:** Jené Morris
- Seton Hall:** Texlin Quinney
- South Carolina:** Tiffany Mitchell
- Southern California:** Briana Butler, Ebony Hoffman, Shay Murphy
- Southern Nazarene:** Astou Ndiaye-Diatta
- Stanford:** Sonja Henning, Jeanette Pohlen, Olympia Scott, Kate Starbird
- Syracuse:** Leigh Aziz
- Tennessee:** Shannon Bobbitt, Tamika Catchings, Shyra Ely, Nikki McCray
- Texas:** Vicki Hall, Beverly Williams
- Texas A&M:** Sydney Carter
- Texas Tech:** Angie Brazier, Alicia Thompson
- UCLA:** Natalie Williams
- UC Santa Barbara:** Kristen Mann
- UNLV:** Linda Fröhlich
- Vanderbilt:** Jenni Benningfield, Zuzi Klimesova, Sheri Sam, Christina Wirth
- West Virginia:** Yolanda Paige
- Western Kentucky:** Danielle McCulley

# HONOR ROLL

## ALL-TIME AWARD WINNERS

### WNBA TOP 20@20

2016 Tamika Catchings

### WNBA TOP 15 PLAYERS OF ALL-TIME

2011 Tamika Catchings

### WNBA ALL-DECADE TEAM

2006 Tamika Catchings

### WNBA MOST VALUABLE PLAYER

2011 Tamika Catchings

### WNBA FINALS MOST VALUABLE PLAYER

2012 Tamika Catchings

### WNBA DEFENSIVE PLAYER OF THE YEAR

2012 Tamika Catchings  
2010 Tamika Catchings  
2009 Tamika Catchings  
2006 Tamika Catchings  
2005 Tamika Catchings

### WNBA MOST IMPROVED PLAYER

2013 Shavonte Zellous  
2008 Ebony Hoffman  
2004 \* Kelly Miller

\* Co-recipient with Connecticut's Wendy Palmer

### WNBA ROOKIE OF THE YEAR

2002 Tamika Catchings

### ALL-WNBA TEAM

2015 Tamika Catchings (2nd team)  
2013 Tamika Catchings (2nd team)  
2012 Tamika Catchings (1st team)  
2011 Tamika Catchings (1st team)  
2010 Tamika Catchings (1st team)  
2010 Katie Douglas (2nd team)  
2009 Tamika Catchings (1st team)  
2009 Katie Douglas (2nd team)  
2007 Tamika Catchings (2nd team)  
2006 Tamika Catchings (1st team)  
2005 Tamika Catchings (2nd team)  
2004 Tamika Catchings (2nd team)  
2003 Tamika Catchings (1st team)  
2002 Tamika Catchings (1st team)

### WNBA ALL-DEFENSE TEAM

2016 Briann January (1st team)  
2016 Tamika Catchings (2nd team)  
2015 Tamika Catchings (1st team)  
2015 Briann January (1st team)  
2014 Briann January (1st team)  
2014 Tamika Catchings (2nd team)  
2013 Tamika Catchings (1st team)  
2013 Briann January (2nd team)  
2012 Tamika Catchings (1st team)  
2012 Briann January (1st team)  
2011 Tamika Catchings (1st team)  
2011 Katie Douglas (2nd team)  
2010 Tamika Catchings (1st team)  
2010 Tully Bevilaqua (2nd team)  
2010 Katie Douglas (2nd team)  
2009 Tamika Catchings (1st team)  
2009 Tully Bevilaqua (1st team)  
2008 Tully Bevilaqua (1st team)  
2008 Tamika Catchings (1st team)  
2007 Tamika Catchings (1st team)  
2007 Tully Bevilaqua (2nd team)  
2006 Tully Bevilaqua (1st team)  
2006 Tamika Catchings (1st team)  
2005 Tully Bevilaqua (1st team)  
2005 Tamika Catchings (1st team)

### WNBA ALL-ROOKIE TEAM

2016 Tiffany Mitchell  
2015 Natalie Achonwa  
2005 Tan White

### KIM PERROT SPORTSMANSHIP AWARD

2016 Tamika Catchings  
2013 \* Tamika Catchings  
2010 Tamika Catchings  
2007 Tully Bevilaqua  
\* Co-recipient with Chicago's Swin Cash

### DAWN STALEY LEADERSHIP AWARD

2015 Tamika Catchings  
2007 Tamika Catchings

### WNBA COMMUNITY ASSIST AWARD

August 2015 Briann January  
May 2015 Jeanette Pohlen  
August 2014 Briann January  
August 2013 Katie Douglas  
July 2013 Tamika Catchings  
July 2011 Tamika Catchings

### August 2010

July 2006 Katie Douglas  
Offseason 2005-06 Tamika Catchings  
July 2005 Olympia Scott  
Offseason 2004-05 Tamika Catchings  
August 2004 Ebony Hoffman  
June 2004 Natalie Williams  
Offseason 2003-04 Tamika Catchings  
August 2003 Niele Ivey  
June 2003 Tamika Catchings  
Offseason 2002-03 Nikki McCray  
August 2002 Kelly Schumacher  
Offseason 2001-02 Tamika Catchings

### WNBA PLAYER OF THE WEEK

July 24, 2006 Tamika Catchings  
July 18, 2005 Tamika Catchings  
June 20, 2005 Tamika Catchings  
August 22, 2005 Tamika Catchings  
June 21, 2004 Tamika Catchings  
June 7, 2004 Tamika Catchings  
June 30, 2003 Tamika Catchings  
August 12, 2002 Tamika Catchings  
June 3, 2002 Tamika Catchings

### OLYMPIANS

2016 Tamika Catchings, USA (gold)  
2016 Natalie Achonwa, Canada  
2012 Tamika Catchings, USA (gold)  
2008 Tamika Catchings, USA (gold)  
2008 Tully Bevilaqua, Australia (silver)  
2004 Tamika Catchings, USA (gold)  
2000 Kara Wolters, USA (gold)  
2000 Nell Fortner, USA head coach (gold)

### WNBA & USA BASKETBALL SELECT TEAMS

2016 Tiffany Mitchell  
2004 Natalie Williams

### INDIANA FEVER ALL-DECADE TEAM

*Honoring the first decade of the Indiana Fever franchise, selected by fan balloting and announced Sept. 15, 2009:*

Tully Bevilaqua Tammy Sutton-Brown  
Tamika Catchings Stephanie White  
Anna DeForge Tan White  
Katie Douglas Tamika Whitmore  
Ebony Hoffman Natalie Williams

### WNBA ROOKIE OF THE MONTH

June 2015 Natalie Achonwa

### WNBA EASTERN CONFERENCE

#### PLAYER OF THE MONTH

August 2014 Tamika Catchings  
August 2012 Tamika Catchings  
July 2010 Tamika Catchings

### WNBA EASTERN CONFERENCE

#### PLAYER OF THE WEEK

July 5, 2015 Tamika Catchings  
July 18, 2014 Tamika Catchings  
June 1, 2014 Briann January  
September 1, 2013 Tamika Catchings  
July 22, 2013 Tamika Catchings  
September 4, 2012 Tamika Catchings  
August 20, 2012 Tamika Catchings  
June 25, 2012 Tamika Catchings  
May 29, 2012 Tamika Catchings  
June 13, 2011 Katie Douglas  
August 9, 2010 Tamika Catchings  
July 18, 2010 Tamika Catchings  
August 10, 2009 Katie Douglas  
August 3, 2009 Katie Douglas  
July 6, 2009 Tammy Sutton-Brown  
June 29, 2009 Tamika Catchings  
September 15, 2008 Tammy Sutton-Brown  
June 2, 2008 Katie Douglas  
July 9, 2007 Tamika Catchings  
June 11, 2007 Tamika Catchings

## WNBA ALL-STAR GAME APPEARANCES

Date	Player	Role	Min	FG-A	3P-A	FT-A	OFF	DEF	TOT	A	PF	ST	TO	BLK	PTS	Site
7/16/01	Rita Williams	Reserve	9	0-2	0-2	0-0	0	0	0	1	0	0	0	0	0	Orlando, Fla. (TD Waterhouse Centre)
7/15/02	Tamika Catchings	Starter	21	4-12	2-5	2-2	3	6	9	1	3	1	1	4	12	Washington, D.C. (MCI Center)
7/12/03	Tamika Catchings	Starter	30	6-15	4-6	1-2	2	2	4	2	4	2	5	0	17*	New York, N.Y. (Madison Square Garden)
	Natalie Williams	Reserve	22	3-5	0-0	0-0	7	4	11*	1	1	3	1	0	6	New York, N.Y. (Madison Square Garden)
7/9/05	Tamika Catchings	+Starter	24	7-11	0-2	4-5	2	4	6	2	3	2	1	0	18	New York, N.Y. (Madison Square Garden)
7/12/06	Tamika Catchings	++Starter		DNP-Injured												New York, N.Y. (Madison Square Garden)
	Tamika Whitmore	Reserve	17:32	4-8	1-2	0-0	2	2	4	0	0	1	5	2	9	New York, N.Y. (Madison Square Garden)
7/15/07	Tamika Catchings	Starter	27:17	5-14	1-4	4-4	4	7	11	7	3	1	1	0	15	Washington, D.C. (Verizon Center)
	Anna DeForge	Starter	13:14	1-5	0-1	0-0	0	0	0	1	0	0	0	0	2	
	Tammy Sutton-Brown	Reserve	10:11	0-1	0-0	0-0	0	3	3	0	3	0	3	0	0	
7/25/09	Tamika Catchings	++Starter	18:19	3-10	0-3	1-2	1	3	4	5	0	0	2	1	7	Uncasville, Conn. (Mohegan Sun Arena)
	Katie Douglas	Starter	22:01	4-11	3-9	0-0	1	2	3	5	1	1	2	2	11	
	Lin Dunn	Head Coach														
7/10/10	Tamika Catchings, USA	+Starter	5:39	1-3	1-1	0-0	0	1	1	4	0	1	0	0	3	Uncasville, Conn. (Mohegan Sun Arena)
	#Katie Douglas, WNBA	+Starter	24:06	6-15	2-8	1-2	0	2	2	2	0	3	2	0	15	
7/23/11	Tamika Catchings	++Starter	19:11	4-10	1-4	2-2	0	4	4	2	3	3	1	1	11	San Antonio, Texas (AT&T Center)
	Katie Douglas	Starter	19:11	5-8	3-6	2-2	0	3	3	2	0	2	1	1	15	
7/27/13	Tamika Catchings	Starter	13:00	3-7	0-1	0-0	1	4	5	1	2	0	0	0	6	Uncasville, Conn. (Mohegan Sun Arena)
	Shavonte Zellous	Reserve	18:53	2-8	0-3	0-0	0	1	1	2	2	1	1	0	4	
	Lin Dunn	Head Coach														
7/19/14	Tamika Catchings	Starter	24	7-17	0-3	0-0	5	8	13*	2	2	5*	1	1	14	Phoenix, Ariz. (US Airways Center)
	Briann January	Reserve	17	3-6	3-5	0-0	0	1	1	4	1	0	3	0	9	
7/25/15	Tamika Catchings	Starter	20	4-8	0-0	0-0	1	9	10	6	0	0	2	0	8	Uncasville, Conn. (Mohegan Sun Arena)
	Marissa Coleman	Reserve	18	2-8	2-5	0-0	1	0	1	2	1	0	0	0	6	

++ Most votes in WNBA | + Most votes in Eastern Conference | \* All-Star Game Leader | # Champion, 3-point shooting competition

\* No All-Star Games were conducted in 2004, 2008, 2012 or 2016, due to tightened schedules to accommodate the Olympics.  
 \* The 2010 All-Star showcase was billed as "Stars at the Sun," in a USA vs. WNBA format designed to serve as a training competition for USA Basketball, prior to the 2010 World Championships. Fan balloting determined guaranteed participants in the game. Tamika Catchings represented USA Basketball. Katie Douglas played for the WNBA.  
 \* In 2016, Tiffany Mitchell represented future USA National Team hopefuls as part of a USA Basketball Select Team that trained alongside the USA National Team prior to the 2016 Olympics, and participated in a USA Basketball Showcase presented by Verizon at the University of Southern California's Galen Center (July 25, 2016).  
 \* In 2004, Natalie Williams represented the WNBA as part of a WNBA Select Team vs. Team USA exhibition at Radio City Music Hall in New York (Aug. 5, 2004). Tamika Catchings played for Team USA as part of training prior to the 2004 Olympics.

## HONOR ROLL



In 2009, Fever coach Lin Dunn became the first Indiana coach named to lead the Eastern Conference All-Star Team. She was joined at the All-Star Game, played at Mohegan Sun Arena in Uncasville, Conn., by assistant coaches Gary Kloppenburg (left) and Jim Lewis (right) and trainer Craig Stull (not pictured). Representing the Fever on the team were All-Star starters Tamika Catchings (24) and Katie Douglas (23). Both Fever starters were selected by fan balloting. Catchings was the league's top overall vote-getter.



In 2013, Fever coach Lin Dunn led the Eastern Conference All-Stars for the second time. She was joined at the All-Star Game, played at Mohegan Sun Arena in Uncasville, Conn., by assistant coaches Stephanie White (not pictured) and Mickie DeMoss (second from left) and trainer Todd Champlin (right). Representing the Fever on the team were All-Star starters Tamika Catchings (standing, far right) and Shavonte Zellous (seated, far left).



# WATCH US WORK



# THE WNBA

# ATLANTA DREAM

101 Marietta Street NW, Suite 200  
 Atlanta, GA 30303  
 Tel: (877) 977-7729  
 Fax: (678) 510-7489  
 Season Ticket Information: (877) 977-7729  
[www.AtlantaDream.net](http://www.AtlantaDream.net)

Facebook: [Facebook.com/AtlantaDream](https://www.facebook.com/AtlantaDream) | Twitter: [@AtlantaDream](https://twitter.com/AtlantaDream) | Instagram: [@AtlantaDream](https://www.instagram.com/AtlantaDream)

## TEAM DIRECTORY

Owners ..... Mary Brock and Kelly Loeffler  
 ..... Dream Too, LLC  
 President ..... Theresa Wenzel  
 Head Coach ..... Michael Cooper  
 Associate Head Coach ..... Karleen Thompson  
 Assistant Coach ..... Miles Cooper  
 Athletic Trainer ..... Michael Douglas  
 VP of Basketball Operations ..... Natalie White  
 Director of Digital Media & Marketing ..... Dan Goldberger  
 ..... Office: (404) 920-2544 | Cell: (646) 872-7568  
 ..... [dan.goldberger@atlantadream.net](mailto:dan.goldberger@atlantadream.net)  
 Coord. of Marketing & Communications ..... Evan Atkinson  
 ..... Office: (678) 510-7470 | Cell: (862) 579-7039  
 ..... [evan.atkinson@atlantadream.net](mailto:evan.atkinson@atlantadream.net)

## QUICK FACTS

Conference ..... Eastern  
 Arena ..... McCamish Pavilion (8,600)  
 Colors ..... Dream Blue, White, Red  
 TV ..... FOX Sports South and FOX Sports Southeast

## TEAM HISTORY

Franchise Evolution ..... Atlanta Dream, 2008 to present  
 Franchise Record ..... 148-158 (.484)  
 Franchise Playoff Record ..... 15-18 (.455)  
 WNBA Titles ..... 0  
 2016 Record ..... 17-17, T-5th in WNBA  
 2016 Playoffs ..... WNBA Second Round  
 ..... defeated Seattle; lost to Chicago

## 2017 SCHEDULE VS. FEVER

6/15 ..... at Indiana (FSI) ..... 7:00 p.m.  
 7/7 ..... at Atlanta (FSI) ..... 7:30 p.m.  
 8/26 ..... at Atlanta ..... 6:00 p.m.  
 All times ET

## SERIES RECORD

Overall ..... Fever 19, Dream 18  
 At Indiana ..... Fever 12, Dream 8  
 At Atlanta ..... Fever 7, Dream 10  
 at Philips Arena (2008-16) ..... Fever 7, Dream 10  
 at McCamish Pavilion (2017-present) ..... Fever 0, Dream 0  
 Playoffs ..... Fever 3, Dream 5  
 At Indiana ..... Fever 2, Dream 3  
 At Atlanta ..... Fever 1, Dream 2  
 at Philips Arena ..... Fever 1, Dream 2  
 at McCamish Pavilion ..... Fever 0, Dream 0

## REGULAR SEASON SERIES HIGHS

### FEVER TEAM

Most Points ..... 106 at Indiana, 8/7/15  
 Fewest Points ..... 58 at Atlanta, 6/26/12  
 Largest Victory ..... 29 at Indiana (106-77), 8/7/15

### DREAM TEAM

Most Points ..... 93 at Indiana, 7/12/14  
 ..... 93 at Indiana, 9/11/11  
 ..... 93 at Indiana, 8/6/10  
 Fewest Points ..... 62 at Atlanta, 5/27/12  
 Largest Victory ..... 19 at Indiana (93-74), 7/12/14

### FEVER INDIVIDUAL

Points ..... 30, Katie Douglas at Indiana 9/11/11  
 ..... 30, Tamika Catchings at Indiana, 8/6/10  
 Rebounds ..... 22, Erlana Larkins at Atlanta, 5/25/14  
 Assists ..... 7, Erica Wheeler at Atlanta, 5/29/16  
 ..... 7, Briann January at Atlanta, 5/25/14  
 ..... 7, Briann January vs. Atlanta, 5/31/13  
 ..... 7, Katie Douglas at Atlanta, 6/13/08

### DREAM INDIVIDUAL

Points ..... 32, Angel McCoughtry at Indiana, 9/11/11  
 Rebounds ..... 21, Sancho Lyttle at Indiana, 5/17/14  
 Assists ..... 10, Shoni Shimmel at Indiana, 5/17/14



## ALL-TIME SERIES RESULTS (19-18, 3-5)

Date	Site	W/L	Score	Date	Site	W/L	Score	PLAYOFFS
6/13/08	ATL	W	76-67	5/31/13	IND	L	77-86	9/22/11 IND W 82-74
7/16/08	IND	L	77-81	6/25/13	ATL	L	60-76	9/25/11 ATL L 77-94
8/30/08	IND	W	87-72	8/10/13	IND	W	80-66	9/27/11 IND L 67-83
9/8/08	ATL	W	81-77	9/4/13	ATL	L	80-89 OT	
6/6/09	ATL	L	86-87 2OT	5/17/14	IND	L	88-90 2OT	9/28/12 IND L 66-75
7/5/09	IND	W	78-74	5/25/14	ATL	W	82-77 OT	9/30/12 ATL W 103-88
7/17/09	IND	W	84-79	6/29/14	IND	L	68-76	10/2/12 IND W 75-64
5/16/10	ATL	L	62-66	7/1/14	ATL	W	77-70	9/26/13 ATL L 79-84
6/19/10	IND	W	94-91	7/12/14	IND	L	74-93	9/29/13 IND L 53-67
7/16/10	IND	W	89-70	6/16/15	ATL	W	90-79	
8/1/10	ATL	L	74-90	8/7/15	IND	W	106-77	
8/6/10	IND	W	95-93	8/28/15	IND	L	84-90	
7/19/11	ATL	L	74-84	9/11/15	ATL	W	75-67	
8/27/11	IND	L	80-86	5/20/16	IND	W	94-85	
8/30/11	ATL	L	90-92	5/29/16	ATL	L	76-85	
9/11/11	IND	L	88-93	7/15/16	IND	W	78-72	
5/19/12	IND	W	92-84					
5/27/12	ATL	W	78-62					
6/26/12	ATL	L	58-70					
8/18/12	IND	W	86-72					
9/5/12	ATL	L	64-71					



# CHICAGO SKY

5500 W Howard St.  
 Skokie, IL 60077  
 Tel: (312) 828-9550  
 Fax: (847) 676-4303  
 Ticket Information: (877) 329-9622  
[www.ChicagoSky.net](http://www.ChicagoSky.net)

Facebook: [Facebook.com/ChicagoSky](https://www.facebook.com/ChicagoSky) | Twitter: [@WNBACHicagoSky](https://twitter.com/WNBACHicagoSky) | Instagram: [@ChicagoSky](https://www.instagram.com/ChicagoSky)

## TEAM DIRECTORY

Principal Owner ..... Michael Alter  
 Chairman & Minority Owner ..... Margaret Stender  
 President & CEO ..... Adam Fox  
 General Manager & Head Coach ..... Amber Stocks  
 Assistant Coaches ..... Carla D. Morrow, Carlene Mitchell  
 Strength & Conditioning Coach/  
 Director of Basketball Operations ..... Ann Crosby  
 Athletic Trainer ..... Jess Cohen  
 Team Development Coach & Advance Scout  
 ..... Kelly Schumacher-Raimon  
 VP of Operations & Marketing ..... Michelle Henstock  
 ..... Tel.: (312) 994-5981  
 ..... [mhenstock@chicagosky.net](mailto:mhenstock@chicagosky.net)  
 Media & Communications Manager ..... Diana Sweis  
 ..... Office: (312) 994-5984  
 ..... [dsweis@chicagosky.net](mailto:dsweis@chicagosky.net)

## QUICK FACTS

Conference ..... Eastern  
 Arena ..... Allstate Arena (7,000; expandable to 18,500)  
 Colors ..... Sky Blue, Yellow and White  
 TV ..... WCIU/The U Too

## TEAM HISTORY

Franchise Evolution ..... Chicago Sky, 2006 to present  
 Franchise Record ..... 167-207 (.447)  
 Franchise Playoff Record ..... 7-12 (.368)  
 WNBA Titles ..... 0  
 2016 Record ..... 18-16, 4th in WNBA  
 2016 Playoffs ..... WNBA Semifinals  
 ..... defeated Atlanta; lost to Los Angeles, 3-1

## 2017 SCHEDULE VS. FEVER

6/18 ..... at Chicago ..... 6:00 p.m.  
 6/28 ..... at Chicago ..... 12:30 p.m.  
 8/4 ..... at Indiana ..... 7:00 p.m.  
 All times ET

## SERIES RECORD

Overall ..... Fever 32, Sky 13  
 At Indiana ..... Fever 18, Sky 5  
 At Chicago ..... Fever 14, Sky 8  
 at UIC Pavilion (2006-09) ..... Fever 4, Sky 3  
 at Allstate Arena (2010-present) ..... Fever 10, Sky 5  
 Playoffs ..... Fever 5, Sky 3  
 At Indiana ..... Fever 3, Sky 1  
 At Chicago ..... Fever 2, Sky 2  
 at Allstate Arena ..... Fever 2, Sky 1  
 at UIC Pavilion ..... Fever 0, Sky 1

## REGULAR SEASON SERIES HIGHS

### FEVER TEAM

Most Points ..... 95 at Indiana, 9/9/16  
 ..... 95 at Chicago, 6/29/16  
 Fewest Points ..... 57 at Chicago, 7/22/14  
 Largest Victory ..... 29 at Chicago (83-54), 7/10/09

### SKY TEAM

Most Points ..... 106 at Chicago, 8/4/15  
 Fewest Points ..... 51 at Chicago, 7/6/10  
 Largest Victory ..... 26 at Indiana (98-72), 6/14/15

### FEVER INDIVIDUAL

Points ..... 28, Tamika Catchings at Chicago, OT, 5/22/10  
 Rebounds ..... 13, Tamika Catchings at Indiana, 7/18/07  
 Assists ..... 11, Tamika Catchings at Indiana, 7/8/07

### SKY INDIVIDUAL

Points ..... 31, Elena Delle Donne at Chicago, 6/5/15  
 Rebounds ..... 20, Candice Dupree at Chicago, 8/7/07  
 Assists ..... 8, Jia Perkins at Chicago, 7/22/08



## ALL-TIME SERIES RESULTS (32-13, 5-3)

Date	Site	W/L	Score
5/26/06	CHI	W	75-60
6/21/06	IND	W	77-55
7/30/06	CHI	W	69-64
8/13/06	IND	L	73-80
7/8/07	IND	W	86-70
7/18/07	IND	W	75-74
7/21/07	CHI	L	65-68
8/7/07	CHI	W	75-70 2OT
7/2/08	IND	W	74-67
7/12/08	IND	W	66-57
7/22/08	CHI	L	60-68
7/10/09	CHI	W	83-54
7/15/09	IND	W	84-74
8/5/09	IND	W	76-67
9/10/09	CHI	L	79-86
5/22/10	CHI	W	92-86 OT
5/23/10	IND	W	69-61
6/27/10	CHI	W	70-64
7/6/10	CHI	W	58-51
7/27/10	IND	W	78-74
6/4/11	IND	W	65-57
7/21/11	IND	W	77-63
8/7/11	CHI	L	69-88
9/4/11	CHI	W	88-80

Date	Site	W/L	Score
5/25/12	CHI	W	83-72
6/16/12	IND	W	84-70
6/27/12	CHI	W	81-72
7/7/12	IND	W	88-86 OT
9/1/12	IND	W	81-64
6/22/13	IND	L	61-71
8/3/13	IND	W	79-58
8/6/13	CHI	W	64-58
9/6/13	CHI	W	82-77
5/16/14	CHI	L	71-74
6/20/14	CHI	W	83-75
7/17/14	IND	W	82-64
7/22/14	CHI	L	57-60
8/16/14	IND	W	71-67
6/5/15	CHI	L	72-95
6/14/15	IND	L	72-98
6/26/15	IND	L	77-83
8/4/15	CHI	L	82-106

Date	Site	W/L	Score
6/10/16	IND	L	64-73
6/29/16	CHI	W	95-83
9/9/16	IND	W	95-88
9/20/13	CHI	W	85-72
9/22/13	IND	W	79-57
8/30/14	IND	W	77-70
9/1/14	CHI	L	84-86 2OT
9/3/14	IND	L	62-75
9/17/15	* CHI	L	67-84
9/27/15	IND	W	70-64
9/29/15	CHI	W	100-89

### PLAYOFFS

\* played at UIC Pavilion

# CONNECTICUT SUN

1 Mohegan Sun Blvd.  
Uncasville, CT 06382  
Tel: (860) 862-4000  
Fax: (860) 862-4010

Ticket Information: (877) 786-8499  
www.ConnecticutSun.com

Facebook: Facebook.com/ConnecticutSun | Twitter: @ConnecticutSun | Instagram: @ConnecticutSun

## TEAM DIRECTORY

Owner ..... The Mohegan Tribe  
Chief Executive Officer ..... Mitchell Etesse  
Vice President.....Amber Cox  
Head Coach and General Manager..... Curt Miller  
Assistant Coaches..... Steve Smith, Nicki Collen  
Scouting and Video Operations Manager..... Catherine Proto  
Head Athletic Trainer..... Jeremy Norman  
Strength and Conditioning Coach..... Tim Yuhas  
Media and Community Relations Manager..... Bill Tavares  
..... Office: (860) 862-4073 | Cell: (860) 961-0240  
.....btavares@connecticutsun.com  
Media, Community & Events Supervisor..... Jen Hildebrand  
..... Office: (860) 862-4087 | Cell: (860) 961-2245  
.....jhildebrand@connecticutsun.com

## QUICK FACTS

Conference ..... Eastern  
Arena ..... Mohegan Sun Arena (9,323)  
Colors ..... Navy Blue, Red, Gold, Orange  
TV ..... TBD

## TEAM HISTORY

Franchise Evolution .....Connecticut Sun 2003-present  
..... Orlando Miracle 1999-2002;  
Franchise Record .....305-265 (.535)  
Franchise Playoff Record .....21-20 (.512)  
WNBA Titles..... 0  
2016 Record ..... 14-20, 9th in WNBA  
2016 Playoffs ..... did not qualify

## 2017 SCHEDULE VS. FEVER

5/20..... at Indiana (FSI) ..... 7:00 p.m.  
7/1..... at Indiana (WISH-TV)..... 4:00 p.m.  
7/30..... at Connecticut ..... 3:00 p.m.  
All times ET

## SERIES RECORD

Overall .....Fever 28, Sun 36  
At Indiana .....Fever 17, Sun 15  
At Orlando .....Fever 2, Sun 3  
at TD Waterhouse Centre (2000-02)..... Fever 2, Sun 3  
At Connecticut.....Fever 9, Sun 18  
at Mohegan Sun Arena (2003-present) ..... Fever 9, Sun 18  
Playoffs .....Fever 4, Sun 4  
At Indiana .....Fever 3, Sun 1  
At Connecticut.....Fever 1, Sun 3  
at Mohegan Sun Arena ..... Fever 1, Sun 3

## REGULAR SEASON SERIES HIGHS

**FEVER TEAM**  
Most Points ..... 95 at Indiana, 6/21/12  
Fewest Points ..... 55 at Connecticut, 9/2/11  
..... 55 at Connecticut, 7/26/05  
..... 55 at Connecticut, 8/3/03  
Largest Victory.....34 at Indiana (95-61), 6/21/12

## SUN TEAM

Most Points ..... 95 at Connecticut, 9/13/09  
Fewest Points ..... 46 at Connecticut, 5/27/08  
Largest Victory..... 28 at Connecticut (83-55), 9/2/11

## FEVER INDIVIDUAL

Points..... 32, Tamika Catchings at Indiana, 8/7/02  
.....32, Katie Douglas at Indiana, 7/30/09  
Rebounds .... 16, Tamika Catchings at Connecticut, 6/26/03  
Assists..... 11, Coquese Washington at Indiana, 8/7/02

## SUN INDIVIDUAL

Points..... 32, Nykesha Sales at Indiana, 8/15/07  
Rebounds ..... 16, Tina Charles at Connecticut, 9/2/11  
Assists..... 10, Lindsay Whalen at Connecticut, OT, 7/6/04  
..... 10, Shannon Johnson at Indiana, 6/20/03  
..... 10, Shannon Johnson at Indiana, 6/3/00



## ALL-TIME SERIES RESULTS (28-36, 4-4)

Date	Site	W/L	Score	Date	Site	W/L	Score	Date	Site	W/L	Score
6/3/00	IND	L	82-88	6/22/07	IND	L	74-78	6/12/13	IND	L	61-73
6/17/00	ORL	W	79-54	6/29/07	CON	L	67-72	7/6/13	IND	W	78-66
7/6/00	ORL	L	60-72	8/4/07	CON	L	59-84	8/1/13	CON	L	64-70
				8/15/07	IND	L	74-77	9/7/13	IND	W	69-60
6/18/01	IND	L	65-72					9/15/13	CON	L	80-82 OT
7/13/01	IND	W	74-60	5/27/08	CON	W	75-46	5/29/14	IND	W	79-65
8/14/01	ORL	L	72-78	7/5/08	IND	W	81-74	6/7/14	CON	L	71-88
				8/28/08	IND	L	58-84	6/17/14	CON	L	67-89
6/11/02	ORL	W	75-69					7/10/14	IND	W	72-68
7/3/02	ORL	L	71-79 OT	7/2/09	IND	W	67-53	6/30/15	CON	W	92-84
8/7/02	IND	W	70-63	7/19/09	CON	L	61-67	7/28/15	CON	W	75-73 OT
				7/30/09	IND	W	94-85	8/2/15	IND	W	83-70
6/20/03	IND	W	84-74	9/13/09	CON	L	85-95	9/1/15	IND	W	81-51
6/26/03	CON	W	94-90 2OT					6/5/16	CON	W	88-77
8/3/03	CON	L	55-66	6/11/10	CON	L	77-86	7/13/16	IND	L	64-86
8/25/03	IND	L	62-72	6/13/10	IND	W	77-67	9/13/16	CON	L	87-89
				7/14/10	IND	L	68-77				
6/22/04	IND	L	58-63	8/15/10	CON	W	79-66	PLAYOFFS			
7/6/04	CON	L	77-79 OT					9/8/05	IND	L	68-73
7/11/04	IND	L	61-65	6/25/11	IND	W	75-70	9/10/05	CON	L	67-77 OT
9/19/04	CON	L	60-80	7/13/11	IND	W	90-78				
				7/17/11	CON	L	71-76	8/23/07	CON	L	88-93 3OT
7/13/05	IND	W	64-53	7/28/11	CON	W	69-58	8/25/07	IND	W	78-59
7/26/05	CON	L	55-68	9/2/11	CON	L	55-83	8/27/07	IND	W	93-88 OT
8/6/05	IND	L	65-74								
8/23/05	CON	W	69-63	6/8/12	IND	L	81-89	10/5/12	CON	L	64-76
				6/19/12	CON	L	85-88 OT	10/8/12	IND	W	78-76
7/1/06	IND	L	66-76	6/21/12	IND	W	95-61	10/11/12	CON	W	87-71
8/9/06	IND	L	63-71	9/19/12	CON	L	67-73				
8/11/06	CON	W	87-68								

# DALLAS WINGS

500 East Border Street, Suite 250  
 Arlington, Texas 76010  
 Tel: (817) 469-9464

[www.DallasWingsBasketball.com](http://www.DallasWingsBasketball.com)

Facebook: [Facebook.com/DallasWingsBasketball](https://www.facebook.com/DallasWingsBasketball) | Twitter: [@DWingsHoops](https://twitter.com/DWingsHoops) | Instagram: [@DallasWingsBasketball](https://www.instagram.com/DallasWingsBasketball)

## TEAM DIRECTORY

Owner & Chairman..... Bill Cameron  
 Vice Chairman & Managing Partner..... Chris Christian  
 President & CEO ..... Greg Bibb  
 Vice President, Basketball Operations..... Ashley Miller  
 Head Coach ..... Fred Williams  
 Assistant Coaches..... Bridget Pettis, Taj McWilliams-Franklin  
 Athletic Trainer ..... Allison Russell  
 Strength and Conditioning Coach..... Danny Wardell  
 Basketball Communications Director ..... Bianca Gamez  
 Office: (817) 900-9464 | Cell: (817) 437-2929  
 bgamez@dallaswingsbasketball.com

## QUICK FACTS

Conference ..... Western  
 Arena ..... College Park Center (7,000)  
 Colors ..... Navy and Volt  
 TV ..... FOX Sports Southwest

## TEAM HISTORY

Franchise Evolution ..... Dallas Wings, 2016 to Present  
 ..... Tulsa Shock, 2010 to 2015  
 ..... Detroit Shock, 1998 to 2009  
 Franchise Record ..... 280-354 (.442)  
 Franchise Playoff Record ..... 30-21 (.588)  
 WNBA Titles..... 3 (2003, 2006, 2008)  
 2016 Record ..... 11-23, 11th in WNBA  
 2016 Playoffs ..... did not qualify

## 2017 SCHEDULE VS. FEVER

5/30..... at Dallas..... 8:00 p.m.  
 6/3..... at Indiana (FSI) ..... 7:00 p.m.  
 7/25..... at Dallas..... 8:00 p.m.  
 All times ET

## SERIES RECORD

Overall ..... Fever 29, Wings 22  
 At Indiana ..... Fever 18, Wings 7  
 At Detroit..... Fever 6, Wings 13  
 at Palace of Auburn Hills (2000-2009).... Fever 6, Wings 13  
 At Tulsa ..... Fever 4, Wings 2  
 at BOK Center (2010-15)..... Fever 4, Wings 2  
 At Dallas ..... Fever 1, Wings 0  
 at College Park Center (2016-present).... Fever 1, Wings 0  
 Playoffs ..... Fever 4, Wings 7  
 At Indiana ..... Fever 3, Wings 2  
 At Detroit..... Fever 1, Wings 5  
 at Palace of Auburn Hills..... Fever 1, Wings 5

## REGULAR SEASON SERIES HIGHS

### FEVER TEAM

Most Points ..... 102 at Indiana, 6/25/14  
 Fewest Points ..... 40 at Detroit, 8/25/05  
 Largest Victory..... 33 at Indiana (91-58), 9/23/12

### WINGS TEAM

Most Points ..... 111 at Detroit, 6/18/00  
 Fewest Points ..... 54 at Detroit, 6/19/09  
 ..... 54 at Indiana, 7/6/03  
 Largest Victory..... 37 at Detroit (111-74), 6/18/00

### FEVER INDIVIDUAL

Points..... 33, Shavonte Zellous at Indiana, 6/25/14  
 Rebounds..... 16, Tamika Catchings at Indiana, OT, 6/15/05  
 Assists ..... 10, Briann January at Indiana, 6/14/11  
 ..... 10, Rita Williams at Indiana, 8/12/01

### WINGS INDIVIDUAL

Points..... 32, Skylar Diggins at Indiana, 6/25/14  
 ..... 32, Deanna Nolan at Indiana, OT, 6/15/05  
 Rebounds..... 18, Cheryl Ford at Detroit, 6/16/06  
 Assists ..... 8, Swin Cash at Detroit, 6/16/06  
 ..... 8, Elaine Powell at Indiana, 7/16/03



## ALL-TIME SERIES RESULTS (29-22, 4-7)

Date	Site	W/L	Score
6/9/00	DET	L	76-80
6/18/00	DET	L	74-111
8/7/00	IND	L	63-74
6/22/01	IND	W	77-56
6/23/01	DET	W	74-70
8/12/01	IND	W	83-66
6/1/02	IND	W	79-62
6/2/02	DET	W	78-65
8/9/02	DET	L	54-55
6/24/03	DET	L	60-68
7/6/03	IND	W	85-54
7/16/03	IND	L	68-70
8/2/03	DET	L	58-72
6/9/04	IND	L	79-83
6/12/04	DET	L	68-72
6/29/04	DET	W	69-68
7/16/04	IND	W	85-73
6/15/05	IND	W	84-79 OT
7/15/05	IND	W	62-57
7/17/05	DET	W	59-58
8/25/05	DET	L	40-55
5/20/06	IND	W	67-60
6/16/06	DET	L	63-71
6/29/06	IND	W	66-56
8/01/06	DET	L	66-70

Date	Site	W/L	Score
6/19/07	DET	W	77-67
7/20/07	IND	L	80-89
8/11/07	DET	L	69-74
8/19/07	IND	W	72-66
5/21/08	DET	L	71-76
5/31/08	IND	L	65-74
9/5/08	DET	L	68-90
6/19/09	DET	W	66-54
6/21/09	IND	W	82-70
8/15/09	IND	W	82-59
9/4/09	DET	L	63-70
5/29/10	TUL	L	74-79
7/8/10	IND	W	100-72
6/14/11	IND	W	82-74
8/5/11	TUL	W	85-65
6/23/12	TUL	W	73-70
9/23/12	IND	W	91-58
6/28/13	IND	W	80-69
7/25/13	TUL	W	71-60
6/25/14	IND	L	102-107 OT
7/8/14	TUL	W	78-76

Date	Site	W/L	Score
7/15/15	IND	W	83-80
8/30/15	TUL	L	70-76
5/14/16	IND	L	79-90
6/25/16	DAL	W	92-87
9/18/16	IND	W	83-60
PLAYOFFS			
8/17/06	IND	L	56-68
8/19/06	DET	L	83-98
8/31/07	IND	W	75-65
9/2/07	DET	L	63-77
9/3/07	DET	L	65-81
9/19/08	IND	L	72-81
9/21/08	DET	W	89-82 OT
9/23/08	DET	L	61-80
9/23/09	DET	L	56-72
9/25/09	IND	W	79-75
9/26/09	IND	W	72-67

# LOS ANGELES SPARKS

5120 Goldleaf Circle, Suite 130  
 Los Angeles, CA 90056  
 Tel: (213) 929-1300  
 Fax: (213) 929-1325  
 Ticket Information: (888) 929-7849  
 www.LASparks.com

Facebook: Facebook.com/LosAngelesSparks | Twitter: @LA\_Sparks | Instagram: @LA\_Sparks

**TEAM DIRECTORY**

Ownership ..... Investment group led by  
 ..... Earvin "Magic" Johnson and Mark. R. Walter  
 President ..... Christine N. Simmons  
 Executive Vice President & General Manager ..... Penny Toler  
 Head Coach ..... Brian Agler  
 Assistant Coaches ..... Tonya Edwards, Bobbie Kelsey  
 Athletic Trainer ..... Courtney Watson  
 Strength and Conditioning Coach..... Kelly Dormandy  
 Basketball Operations/Scouts Thomas Archie, Michael Fischer  
 Director of Communications ..... Christy Calvin  
 ..... Office: (323) 431-3108 | Cell: (424) 385-3582  
 ..... ccalvin@la-sparks.com

**QUICK FACTS**

Conference ..... Western  
 Arena ..... Staples Center (13,141)  
 Colors ..... Purple, Teal & Yellow  
 TV ..... Spectrum SportsNet

**TEAM HISTORY**

Franchise Evolution ..... Los Angeles Sparks, 1997 to present  
 Franchise Record ..... 398-264 (.601)  
 Franchise Playoff Record ..... 40-35 (.533)  
 WNBA Titles..... 3 (2001, 2002, 2016)  
 2016 Record ..... 26-8, 2nd in WNBA  
 2016 Playoffs ..... WNBA Champions  
 ..... defeated Chicago, 3-1; defeated Minnesota, 3-2

**2017 SCHEDULE VS. FEVER**

5/24 ..... at Indiana (MyIndyTV-23)..... 7:00 p.m.  
 6/24 ..... at Indiana (FSI/NBATV)..... 7:00 p.m.  
 7/17 ..... at Los Angeles ..... 10:30 p.m.  
 All times ET

**SERIES RECORD**

Overall ..... Fever 10, Sparks 22  
 At Indiana ..... Fever 7, Sparks 8  
 At Los Angeles ..... Fever 3, Sparks 14  
 at Staples Center (2000-present) ..... Fever 3, Sparks 14

**REGULAR SEASON SERIES HIGHS**

**FEVER TEAM**

Most Points ..... 98 at Indiana, 7/31/11  
 Fewest Points ..... 51 at Los Angeles, 7/19/04  
 Largest Victory..... 35 at Indiana (98-63), 7/31/11

**SPARKS TEAM**

Most Points ..... 94 at Los Angeles, 8/16/13  
 ..... 94 at Los Angeles, 7/6/16  
 Fewest Points ..... 56 at Los Angeles, 7/5/07  
 Largest Victory..... 31 at Los Angeles (82-51), 7/19/04

**FEVER INDIVIDUAL**

Points..... 29, Monica Maxwell at Indiana, 6/28/00  
 Rebounds ..... 13, Erlana Larkins at Indiana, 8/8/13  
 Assists..... 8, Coquese Washington at Los Angeles, 7/28/02

**SPARKS INDIVIDUAL**

Points..... 34, Candace Parker at Indiana, 7/15/14  
 Rebounds ..... 20, Nneka Ogumike at Indiana, 7/12/12  
 Assists..... 11, Nikki Teasley at Los Angeles, 6/12/03



**ALL-TIME SERIES RESULTS (10-22)**

Date	Site	W/L	Score	Date	Site	W/L	Score	Date	Site	W/L	Score
6/28/00	IND	L	73-82	5/29/08	IND	W	82-78 2OT	8/18/15	LA	W	79-68
8/6/01	LA	L	66-81	6/22/08	LA	L	63-77	8/26/15	IND	L	79-81
7/17/02	IND	L	58-73	6/12/09	IND	W	73-61	7/6/16	LA	L	88-94
7/28/02	LA	L	62-80	8/10/09	LA	L	63-75	7/19/16	IND	W	92-82
6/12/03	LA	L	66-74	7/22/10	IND	W	76-57	9/4/16	LA	L	81-88
6/25/04	IND	W	71-67	8/10/10	LA	W	82-76				
7/19/04	LA	L	51-82	7/31/11	IND	W	98-63				
6/28/05	IND	L	58-61	8/18/11	LA	L	70-75				
8/13/05	LA	L	59-69	7/12/12	IND	L	74-77				
7/7/06	LA	L	60-72	8/21/12	LA	L	69-79				
7/22/06	IND	L	68-73	8/8/13	IND	L	64-74				
5/24/07	IND	W	83-70	8/16/13	LA	L	72-94				
7/5/07	LA	W	57-56	7/15/14	IND	L	78-86				
				7/28/14	LA	L	73-77				

# MINNESOTA LYNX

The Courts at Mayo Clinic Square  
 600 Hennepin Ave., Suite 300  
 Minneapolis, MN 55403  
 Tel: (612) 673-1600  
 Fax: (612) 673-8385

Ticket Information: (612) 673-8400  
[www.LynxBasketball.com](http://www.LynxBasketball.com)

Facebook: [Facebook.com/Minnesotalynx](https://www.facebook.com/Minnesotalynx) | Twitter: [@Minnesotalynx](https://twitter.com/Minnesotalynx) | Instagram: [@Minnesotalynx](https://www.instagram.com/Minnesotalynx)

## TEAM DIRECTORY

Owner..... Glen Taylor  
 Chief Executive Officer ..... Rob Moor  
 President ..... Chris Wright  
 Executive Vice President..... Roger Griffith  
 Head Coach ..... Cheryl Reeve  
 Assistant Coaches  
 ..... Shelley Patterson, James Wade, Walt Hopkins  
 Athletic Trainers..... Chuck Barta, Kate Taber  
 Basketball Operations Coordinator ..... Clare Duwelius  
 Video Coordinator ..... Annie Isler  
 Public Relations Manager ..... Ashley Carlson  
 ..... Office: (612) 673-1208 | Cell: (651) 587-1647  
 ..... [ashley.carlson@lynxbasketball.com](mailto:ashley.carlson@lynxbasketball.com)  
 Public Relations Associate ..... Aaron Freeman  
 ..... Office: (612) 673-8413 | Cell: (847) 345-7388  
 ..... [aaron.freeman@lynxbasketball.com](mailto:aaron.freeman@lynxbasketball.com)

## QUICK FACTS

Conference ..... Western  
 2017 Temporary Arena ..... Xcel Energy Center  
 Colors ..... Blue, Green, Silver, Light Blue and Red  
 Flagship Radio ..... BOB-106 FM  
 TV ..... FOX Sports North

## TEAM HISTORY

Franchise Evolution ..... Minnesota Lynx, 1999 to present  
 Franchise Record ..... 320-284 (.530)  
 Franchise Playoff Record ..... 35-16 (.686)  
 WNBA Titles..... 3 (2011, 2013, 2015)  
 2016 Record ..... 28-6, 1st in WNBA  
 2016 Playoffs ..... WNBA Finals  
 ..... defeated Phoenix, 3-0; lost to Los Angeles, 3-2

## 2017 SCHEDULE VS. FEVER

8/6..... at Indiana (FSI/NBATV)..... 6:00 p.m.  
 8/18..... at Minnesota..... 8:00 p.m.  
 8/30..... at Indiana ..... 7:00 p.m.  
 All times ET

## SERIES RECORD

Overall ..... Fever 12, Lynx 21  
 At Indiana ..... Fever 6, Lynx 10  
 At Minnesota..... Fever 6, Lynx 11  
 at Target Center (2000-17) ..... Fever 6, Lynx 11  
 at Xcel Center (2017-present) ..... Fever 0, Lynx 0

Playoffs ..... Fever 5, Lynx 4  
 At Indiana ..... Fever 3, Lynx 1  
 At Minnesota..... Fever 2, Lynx 3  
 at Target Center (2000-17) ..... Fever 2, Lynx 3

## REGULAR SEASON SERIES HIGHS

### FEVER TEAM

Most Points ..... 91 at Minnesota, 8/13/09  
 Fewest Points ..... 45 at Minnesota, 7/19/05  
 Largest Victory..... 38 at Minnesota (89-51), 6/6/10

### LYNX TEAM

Most Points ..... 96 at Indiana, 6/7/09  
 Fewest Points ..... 51 at Minnesota, 6/6/10  
 Largest Victory..... 24 at Minnesota (63-87), 6/14/16

### FEVER INDIVIDUAL

Points..... 27, Tamika Catchings at Minnesota, 6/6/10  
 Rebounds ..... 14, Tamika Catchings at Indiana, OT, 8/22/10  
 Assists..... 9, Tamika Catchings at Indiana, 7/24/08

### LYNX INDIVIDUAL

Points..... 35, Maya Moore at Minnesota, 8/24/13  
 Rebounds ..... 16, Nicky Anosike at Minnesota, 8/13/09  
 Assists..... 8, Nicole Ohlde at Minnesota, 6/2/06  
 ..... 8, Helen Darling at Indiana, 7/8/04  
 ..... 8, Teresa Edwards at Indiana, 7/26/03  
 ..... 8, Betty Lennox at Minnesota, 8/6/00  
 ..... 8, Maya Moore at Minnesota, 5/27/16



## ALL-TIME SERIES RESULTS (12-21, 5-4)

Date	Site	W/L	Score	Date	Site	W/L	Score	PLAYOFFS	MIN	W	Score
8/6/00	MIN	L	75-80	6/7/09	IND	L	74-96	10/14/12	MIN	W	76-70
				8/13/09	MIN	W	91-81	10/17/12	MIN	L	71-83
6/12/01	MIN	W	65-60	6/6/10	MIN	W	89-51	10/19/12	IND	W	76-59
6/16/01	IND	W	67-65	8/22/10	IND	L	79-83 OT	10/21/12	IND	W	87-78
7/26/02	IND	W	73-63	6/26/11	MIN	W	78-75	10/4/15	MIN	W	75-69
6/21/03	MIN	L	58-66	7/15/11	IND	L	70-80	10/6/15	MIN	L	71-77
7/26/03	IND	L	65-70	9/14/12	IND	L	64-66	10/9/15	IND	L	77-80
7/8/04	IND	W	58-56	9/17/12	MIN	L	79-86	10/11/15	IND	W	69-75
9/3/04	MIN	W	69-61	7/11/13	IND	L	62-69	10/14/15	MIN	L	52-69
6/24/05	IND	W	57-55	8/24/13	MIN	L	77-84				
7/19/05	MIN	L	45-66	6/22/14	MIN	L	77-83				
6/2/06	MIN	L	87-92	8/5/14	IND	L	64-66				
8/3/06	IND	W	69-59	6/6/15	IND	L	69-78				
5/19/07	IND	W	83-64	9/4/15	MIN	L	65-81				
5/29/07	MIN	W	89-75	5/27/16	MIN	L	71-74				
7/24/08	IND	L	80-84 OT	6/14/16	MIN	L	63-87				
9/9/08	MIN	L	76-86	9/16/16	IND	L	75-82				

# NEW YORK LIBERTY

Two Pennsylvania Plaza  
 New York, NY 10121  
 Tel: (212) 564-9622  
 Fax: (212) 465-6250  
 Ticket Information: (212) 465-6766  
 www.NYLiberty.com

Facebook: Facebook.com/NewYorkLiberty | Twitter: @NYLiberty | Instagram: @NewYorkLiberty

### TEAM DIRECTORY

Executive Chairman, Madison Square Garden Company  
 ..... James L. Dolan  
 CEO, Madison Square Garden Company ..... David O'Connor  
 Team President ..... Isiah Thomas  
 VP, Team Business Development ..... Keia Clark  
 Director of Franchise Development ..... Swin Cash  
 Head Coach and General Manager ..... Bill Laimbeer  
 Associate Head Coach ..... Katie Smith  
 Assistant Coach ..... Herb Williams  
 Director of Player & Franchise Development  
 ..... Teresa Weatherspoon  
 Athletic Trainer ..... Rosemary Ragle  
 Manager, Communications ..... Vincent Novicki  
 ..... Office: (212) 465-5962 | Cell: (908) 902-1621  
 ..... vincent.novicki@msg.com

### QUICK FACTS

Conference ..... Eastern  
 Arena ..... Madison Square Garden (19,812)  
 Colors .... Black, Seafoam Green, Light Blue, Orange and White  
 TV ..... MSG Network

### TEAM HISTORY

Franchise Evolution ..... New York Liberty, 1997 to present  
 Franchise Record ..... 349-313 (.527)  
 Franchise Playoff Record ..... 27-35 (.435)  
 WNBA Titles ..... 0  
 2016 Record ..... 21-13, 3rd in WNBA  
 2016 Playoffs ..... WNBA Second Round  
 ..... lost to Phoenix

### 2017 SCHEDULE VS. FEVER

7/28 ..... at Indiana (MyIndyTV-23) ..... 7:00 p.m.  
 8/8 ..... at New York ..... 7:00 p.m.  
 8/23 ..... at Indiana (MyIndyTV-23) ..... 7:00 p.m.  
 All times ET

### SERIES RECORD

Overall ..... Fever 12, Liberty 24  
 At Indiana ..... Fever 24, Liberty 8  
 At New York ..... Fever 17, Liberty 16  
*at Madison Square Garden (2000-10, 2014-present)*  
 ..... Fever 12, Liberty 12  
*at Radio City Music Hall (2004)* ..... Fever 0, Liberty 1  
*at Arthur Ashe Stadium (2008)* ..... Fever 1, Liberty 0  
*at Prudential Center (2011-13)* ..... Fever 4, Liberty 3  
 Playoffs ..... Fever 8, Liberty 6  
 At Indiana ..... Fever 6, Liberty 0  
 At New York ..... Fever 2, Liberty 6  
*at Madison Square Garden* ..... Fever 2, Liberty 5  
*at Prudential Center* ..... Fever 0, Liberty 1

### REGULAR SEASON SERIES HIGHS

**FEVER TEAM**  
 Most Points ..... 98 vs. New York, 9/1/16  
 Fewest Points ..... 55 at New York, 6/25/02  
 Largest Victory ..... 33 at New York (77-44), 8/8/06

### LIBERTY TEAM

Most Points ..... 102 at New York, 3OT, 6/26/08  
 Fewest Points ..... 44 at New York, 8/8/06  
 Largest Victory ..... 32 at New York (91-59), 6/3/16

### FEVER INDIVIDUAL

Points ..... 32, Tamika Catchings at Indiana, 8/13/11  
 ..... 32, Tamika Catchings at New York, 8/22/03  
 ..... 32, Tamika Catchings at Indiana, 6/8/02  
 Rebounds ..... 16, Erlana Larkins at Indiana, 7/23/13  
 Assists ..... 9, Tamika Catchings at Indiana, 6/5/10

### LIBERTY INDIVIDUAL

Points ..... 40, Cappie Pondexter at New York, OT, 7/18/10  
 Rebounds ..... 15, Tina Charles at Indiana, OT, 6/19/16  
 Assists ..... 12, Teresa Weatherspoon at New York, 6/30/00



### ALL-TIME SERIES RESULTS (41-24, 8-6)

Date	Site	W/L	Score	Date	Site	W/L	Score	Date	Site	W/L	Score
6/10/00	IND	L	62-70	6/18/08	IND	W	83-69	6/9/15	NY	L	79-86
6/23/00	IND	L	60-69	6/26/08	NY	L	96-102 3OT	6/19/15	NY	W	80-63
6/30/00	NY	L	70-72	7/19/08	** NY	W	71-55	7/29/15	IND	W	84-72
				9/11/08	IND	W	74-59	8/23/15	IND	W	80-79
6/2/01	NY	L	58-75					9/13/15	IND	W	81-76
7/8/01	IND	L	56-58	6/26/09	NY	W	82-81 OT	6/3/16	NY	L	59-91
7/9/01	NY	L	65-72	6/27/09	IND	W	63-54	6/19/16	IND	L	75-78 OT
				9/8/09	NY	W	69-63	7/21/16	NY	W	82-70
6/8/02	IND	W	71-62	6/5/10	IND	W	78-73	9/1/16	IND	W	98-77
6/25/02	NY	L	55-74	7/18/10	NY	W	84-81 OT				
7/19/02	IND	L	62-70	8/3/10	IND	L	72-82	<b>PLAYOFFS</b>			
				8/17/10	NY	L	57-78	8/16/02	IND	W	73-55
6/7/03	IND	W	86-66	6/10/11	IND	L	80-81	8/18/02	NY	L	65-84
7/10/03	IND	W	76-69	6/11/11	*** NY	W	86-80	8/20/02	NY	L	60-75
7/20/03	NY	L	65-73	8/13/11	IND	W	82-71	8/30/05	NY	W	63-51
8/22/03	NY	W	64-51	9/9/11	*** NY	L	75-83	9/1/05	IND	W	58-50
								8/26/10	NY	L	73-85
5/21/04	IND	W	69-67	6/2/12	IND	W	91-68	8/29/10	IND	W	75-67
6/11/04	NY	W	72-68	6/3/12	*** NY	L	72-87	9/1/10	NY	L	74-77
6/19/04	IND	W	70-65	7/10/12	IND	W	84-82				
9/16/04	* NY	L	71-77 OT	8/30/12	*** NY	W	76-63	9/15/11	IND	W	74-72
								9/17/11	*** NY	L	72-87
5/26/05	NY	W	67-59	6/5/13	*** NY	L	68-75 OT	9/19/11	IND	W	72-62
6/10/05	IND	W	62-59	7/13/13	*** NY	W	74-53				
7/31/05	NY	L	53-67	7/23/13	IND	L	72-77	9/23/15	NY	L	67-84
8/27/05	IND	W	75-50	8/30/13	*** NY	W	73-67	9/27/15	IND	W	70-64
				9/13/13	IND	W	66-63	9/29/15	NY	W	66-51
5/30/06	IND	W	91-70								
6/13/06	NY	W	80-78 OT	5/31/14	IND	W	70-66				
8/8/06	NY	W	77-44	8/10/14	NY	W	90-76				
				8/14/14	IND	W	76-63				
6/5/07	NY	L	67-78	8/17/14	NY	L	61-73				
6/10/07	IND	W	80-61								
6/24/07	NY	W	74-63								
7/12/07	IND	W	79-63								

\* played at Radio City Music Hall  
 \*\* Liberty Outdoor Classic played at Arthur Ashe Stadium, located in the USTA Billie Jean King National Tennis Center  
 \*\*\* played at Prudential Center (Newark, NJ)

# PHOENIX MERCURY

201 East Jefferson Street  
 Phoenix, AZ 85004  
 Tel: (602) 379-2000  
 Fax: (602) 379-7540  
 Ticket Information: (602) 252-WNBA  
[www.phoenixmercury.com](http://www.phoenixmercury.com)

Facebook: [Facebook.com/PhoenixMercury](https://www.facebook.com/PhoenixMercury) | Twitter: [@PhoenixMercury](https://twitter.com/PhoenixMercury) | Instagram: [@PhoenixMercury](https://www.instagram.com/PhoenixMercury)

## TEAM DIRECTORY

Managing Partner..... Robert Sarver  
 Executive VP, General Manager..... Jim Pitman  
 Vice President..... Ann Meyers Drysdale  
 Vice President, Operations..... Vince Kozar  
 Head Coach ..... Sandy Brondello  
 Assistant Coaches..... Julie Hairgrove, Todd Troxell  
 Director of Player Development & Performance... Penny Taylor  
 Athletic Trainer ..... Alicia Yamamoto  
 Strength and Conditioning Coach..... Jonathan Mak  
 Equipment Manager..... Denise Romero  
 Basketball Communications Manager..... Bryce Marsee  
 ..... Office (602) 379-7930 | Cell: (765) 618-0897  
 ..... [bmarsee@phoenixmercury.com](mailto:bmarsee@phoenixmercury.com)  
 Public Relations Coordinator..... Sean Gale  
 ..... Office: (602) 379-7536 | Cell: (908) 894-8432  
 ..... [sgale@suns.com](mailto:sgale@suns.com)

## QUICK FACTS

Conference ..... Western  
 Arena ..... Talking Stick Resort Arena (9,629)  
 Colors ..... Orange, Purple and Gray  
 TV ..... FOX Sports Arizona

## TEAM HISTORY

Franchise Evolution ..... Phoenix Mercury, 1997 to present  
 Franchise Record ..... 340-322 (.514)  
 Franchise Playoff Record ..... 34-26 (.567)  
 WNBA Titles..... 3 (2007, 2009, 2014)  
 2016 Record ..... 16-18, T-7th in WNBA  
 2016 Playoffs ..... WNBA Semifinals  
 ..... beat Indiana; beat New York; lost to Minnesota, 3-0

## 2017 SCHEDULE VS. FEVER

5/17 ..... at Phoenix ..... 10:00 p.m.  
 6/7 ..... at Indiana ..... 7:00 p.m.  
 7/19 ..... at Phoenix ..... 3:30 p.m.  
 All times ET

## SERIES RECORD

Overall ..... Fever 20, Mercury 12  
 At Indiana ..... Fever 11, Mercury 6  
 At Phoenix ..... Fever 9, Mercury 6  
 at Talking Stick Resort Arena (2000-present)  
 ..... Fever 9, Mercury 6  
 Playoffs ..... Fever 2, Mercury 4  
 At Indiana ..... Fever 1, Mercury 2  
 At Phoenix ..... Fever 1, Mercury 2  
 at Talking Stick Resort Arena ..... Fever 1, Mercury 2

## REGULAR SEASON SERIES HIGHS

### FEVER TEAM

Most Points ..... 110 at Indiana, 8/13/10  
 Fewest Points ..... 56 at Phoenix, 7/24/04  
 Largest Victory..... 22 at Phoenix (104-82), 8/8/10

### MERCURY TEAM

Most Points ..... 106 at Indiana, 9/2/09  
 Fewest Points ..... 56 at Phoenix, 8/14/05  
 ..... 56 at Phoenix, 7/31/02  
 Largest Victory..... 17 at Phoenix (75-58), 8/14/13

### FEVER INDIVIDUAL

Points..... 30, Katie Douglas at Indiana, 9/9/12  
 Rebounds ..... 15, Tamika Catchings at Indiana, 6/15/07  
 Assists..... 9, Rita Williams at Indiana, 7/1/01

### MERCURY INDIVIDUAL

Points..... 32, Diana Taurasi at Phoenix, OT, 6/10/11  
 ..... 32, Diana Taurasi, at Indiana, 5/18/16  
 Rebounds ..... 18, Candice Dupree at Phoenix, OT, 6/10/11  
 Assists..... 11, Diana Taurasi at Phoenix, 8/14/13



## ALL-TIME SERIES RESULTS (20-12, 2-4)

Date	Site	W/L	Score
7/8/00	IND	L	65-66
7/26/00	PHO	L	65-79
7/1/01	IND	W	86-78
7/31/02	PHO	W	58-56
7/2/03	IND	W	79-65
7/3/04	IND	W	61-60
7/24/04	PHO	L	56-71
5/24/05	IND	W	83-76
8/14/05	PHO	W	62-56
6/23/06	PHO	W	83-73
7/18/06	IND	W	71-65
6/15/07	IND	L	78-89
7/29/07	PHO	L	75-80
7/27/08	PHO	W	88-84
9/14/08	IND	W	103-89

Date	Site	W/L	Score
8/8/09	PHO	W	90-83
9/2/09	IND	L	90-106
8/8/10	PHO	W	104-82
8/13/10	IND	W	110-90
6/19/11	PHO	L	89-93 OT
6/28/11	IND	W	91-86
8/25/12	PHO	W	85-72
9/9/12	IND	W	89-83
6/8/13	IND	L	67-82
8/14/13	PHO	L	58-75
6/27/14	IND	L	76-81
8/2/14	PHO	L	69-79
6/12/15	IND	W	77-74
8/16/15	PHO	W	75-63

Date	Site	W/L	Score
5/18/16	IND	W	97-93
7/8/16	PHO	W	78-60
9/1/16	IND	L	65-79

### PLAYOFFS

9/29/09	PHO	L	116-120 OT
10/1/09	PHO	W	93-84
10/4/09	IND	W	86-85
10/7/09	IND	L	77-90
10/9/09	PHO	L	86-94
9/21/16	IND	L	78-89

# SAN ANTONIO STARS

One AT&T Center Parkway  
 San Antonio, TX 78219  
 Tel: (210) 444-5000  
 Fax: (210) 444-5003  
 Ticket Information: (210) 444-5090  
 www.SASilverStars.com

Facebook: Facebook.com/SASStarsBasketball | Twitter: @SASStars | Instagram: @SASStars

## TEAM DIRECTORY

Chairman & CEO ..... Juliana Hawn Holt  
 President & CEO ..... Rick Pych  
 General Manager ..... Ruth Riley  
 Head Coach ..... Vickie Johnson  
 Assistant Coaches ..... Latricia Trammell, Joi Williams  
 Athletic Trainer ..... Camile Crawford  
 Strength and Conditioning Coach ..... Chrissy Stragisher  
 Director of Basketball Operations ..... Tonya Holley  
 Basketball Operations & Equipment Manager ..... Sarah Cilea  
 Communications Manager ..... Rebecca Sweat  
 Office: (210) 444-5738 | Cell: (901) 237-7175  
 rsweat@attcenter.com

## QUICK FACTS

Conference ..... Western  
 Arena ..... AT&T Center (9,888)  
 Colors ..... Silver and Black  
 Flagship Radio ..... The Ticket 760  
 TV ..... FOX Sports Southwest

## TEAM HISTORY

Franchise Evolution ..... San Antonio Stars, 2014-present  
 ..... San Antonio Silver Stars, 2003-13;  
 ..... Utah Starzz, 1997 to 2002  
 Franchise Record ..... 283-379 (.427)  
 Franchise Playoff Record ..... 10-23 (.303)  
 WNBA Titles ..... 0  
 2016 Record ..... 7-27, 12th in WNBA  
 2016 Playoffs ..... did not qualify

## 2017 SCHEDULE VS. FEVER

7/12 ..... at Indiana (MyIndyTV-23)..... 12:00 p.m.  
 7/20 ..... at San Antonio..... 8:00 p.m.  
 9/2 ..... at Indiana (FSI/NBATV)..... 7:00 p.m.  
 All times ET

## SERIES RECORD

Overall ..... Fever 18, Stars 15  
 At Indiana ..... Fever 8, Stars 8  
 At Utah ..... Fever 0, Stars 3  
 at Delta Center (2000-02) ..... Fever 0, Stars 3  
 At San Antonio ..... Fever 10, Stars 4  
 at AT&T Center (2003-14; 2016-present) .. Fever 10, Stars 3  
 at Freeman Coliseum (2015) ..... Fever 0, Stars 1

## REGULAR SEASON SERIES HIGHS

### FEVER TEAM

Most Points ..... 85 at Indiana, OT, 7/1/16  
 Fewest Points ..... 53 at San Antonio, 6/11/08  
 Largest Victory ..... 34 at Indiana (81-57), 7/23/03

### STARS TEAM

Most Points ..... 88 at Indiana, 7/5/12  
 Fewest Points ..... 47 at Indiana, 7/23/03  
 Largest Victory ..... 19 at San Antonio (84-65), 7/23/09

### FEVER INDIVIDUAL

Points ..... 31, Olympia Scott at Indiana, 7/10/02  
 Rebounds ..... 17, Erlana Larkins at Indiana, OT, 7/1/16  
 Assists ..... 8, Briann January at San Antonio, 6/17/16

### STARS INDIVIDUAL

Points ..... 31, Moriah Jefferson at Indiana, OT, 7/1/16  
 Rebounds ..... 15, Natalie Williams at Utah, 7/29/00  
 Assists ..... 10, Jennifer Azzi at Utah, 8/4/01



## ALL-TIME SERIES RESULTS (18-15)

Date	Site	W/L	Score	Date	Site	W/L	Score	Date	Site	W/L	Score
7/29/00	UTA	L	71-79	6/11/08	SA	L	53-64	7/10/15	IND	W	83-76
7/18/01	IND	L	57-61	6/15/08	IND	L	60-70	7/21/15	* SA	L	62-80
8/4/01	UTA	L	54-65	7/23/09	SA	L	65-84	6/17/16	SA	W	84-75
6/18/02	UTA	L	71-79	8/27/09	IND	W	77-66	7/1/16	IND	L	85-87 OT
7/10/02	IND	L	69-82	6/3/10	IND	W	79-57	9/6/16	SA	W	71-69
7/23/03	IND	W	81-47	8/20/10	SA	L	61-75	* played at Freeman Coliseum			
6/1/04	SA	W	79-60	8/9/11	IND	W	81-68				
9/10/04	IND	L	65-82	8/16/11	SA	W	65-63				
7/21/05	IND	W	66-53	7/5/12	IND	L	72-88				
8/11/05	SA	W	57-50	9/7/12	SA	W	82-78				
5/23/06	SA	W	62-53	5/24/13	SA	W	79-64				
8/5/06	IND	W	76-70	8/21/13	IND	W	80-63				
7/24/07	IND	L	63-71 OT	7/5/14	IND	L	70-71				
8/17/07	SA	W	59-55	7/26/14	SA	W	75-68				



# SEATTLE STORM

3421 Thorndyke Ave. W.  
 Seattle, WA 98119  
 Tel: (206) 217-WNBA  
 Fax: (206) 281-5817  
 Ticket Information: (206) 217-WNBA  
[www.StormBasketball.com](http://www.StormBasketball.com)

Facebook: [Facebook.com/SeattleStorm](https://www.facebook.com/SeattleStorm) | Twitter: [@SeattleStorm](https://twitter.com/SeattleStorm) | Instagram: [@SeattleStorm](https://www.instagram.com/SeattleStorm)

## TEAM DIRECTORY

Owner ..... Force 10 Hoops L.L.C.  
 President & General Manager ..... Alisha Valavanis  
 Head Coach ..... Jenny Boucek  
 Assistant Coaches ..... Gary Kloppenburg, Ryan Webb  
 Head Athletic Trainer ..... Tom Spencer  
 Basketball Operations Coordinator ..... Talisa Rhea  
 Video & Equipment Coordinator ..... Erin McKinney  
 Player and Public Relations Manager ..... Kimberly Veale  
 Office: (206) 272-2706 | Cell: (510) 599-9674  
[kveale@stormbasketball.com](mailto:kveale@stormbasketball.com)

## QUICK FACTS

Conference ..... Western  
 Arena ..... KeyArena at Seattle Center (9,686)  
 Colors ..... Green, Gold and White  
 TV ..... JOEtv (KZJO Ch. 22)

## TEAM HISTORY

Franchise Evolution ..... Seattle Storm, 2000 to present  
 Franchise Record ..... 288-284 (.503)  
 Franchise Playoff Record ..... 19-21 (.475)  
 WNBA Titles ..... 2 (2004, 2010)  
 2016 Record ..... 16-18, T-7th in WNBA  
 2016 Playoffs ..... WNBA First Round  
 ..... lost to Atlanta

## 2017 SCHEDULE VS. FEVER

5/14 ..... at Seattle ..... 7:00 p.m.  
 5/28 ..... at Seattle ..... 7:00 p.m.  
 6/9 ..... at Indiana (FSI) ..... 7:00 p.m.  
 All times ET

## SERIES RECORD

Overall ..... Fever 18, Storm 15  
 At Indiana ..... Fever 13, Storm 4  
 At Seattle ..... Fever 5, Storm 11  
 at KeyArena (2000-present) ..... Fever 5, Storm 11

## REGULAR SEASON SERIES HIGHS

### FEVER TEAM

Most Points ..... 93 at Seattle, 7/10/16  
 Fewest Points ..... 51 at Seattle, 6/10/03  
 ..... 51 at Seattle, 6/21/02  
 Largest Victory ..... 28 at Indiana (90-62), 6/13/07

### STORM TEAM

Most Points ..... 90 at Indiana, 6/12/16  
 Fewest Points ..... 45 at Indiana, 7/14/00  
 Largest Victory ..... 27 at Seattle (78-51), 6/10/03

## FEVER INDIVIDUAL

Points ..... 29, Katie Douglas at Seattle, 6/25/10  
 Rebounds ..... 14, Tamika Catchings at Seattle, 6/17/11  
 Assists ..... 7, Briann January at Seattle, 7/10/16  
 ..... 7, Tamika Catchings at Seattle, 8/22/09  
 ..... 7, Kelly Miller at Seattle, 6/4/05  
 ..... 7, Tamika Catchings at Indiana, 6/28/03  
 ..... 7, Tamika Catchings at Seattle, 6/21/02

## STORM INDIVIDUAL

Points ..... 32, Breanna Stewart at Seattle, 7/10/16  
 Rebounds ..... 15, Lauren Jackson at Seattle, 6/4/05  
 Assists ..... 11, Sue Bird at Indiana, 6/28/03



## ALL-TIME SERIES RESULTS (18-15)

Date	Site	W/L	Score	Date	Site	W/L	Score	Date	Site	W/L	Score
7/14/00	IND	W	64-45	6/20/08	SEA	L	70-78	6/1/16	IND	W	85-75
8/1/00	SEA	L	60-66	7/18/08	IND	L	59-65	6/12/16	IND	L	88-90
6/4/01	IND	L	71-74	6/9/09	IND	W	73-66	7/10/16	SEA	W	93-82
6/21/02	SEA	L	51-63	8/22/09	SEA	L	60-74				
6/10/03	SEA	L	51-78	6/17/10	IND	W	72-65				
6/28/03	IND	W	79-70	6/25/10	SEA	L	81-85				
7/22/04	SEA	L	54-59	6/17/11	SEA	L	54-68				
9/13/04	IND	L	70-76	7/5/11	IND	W	78-61				
6/4/05	SEA	L	77-83	8/23/12	SEA	W	68-66				
8/4/05	IND	W	78-68	9/12/12	IND	W	72-48				
6/11/06	IND	W	69-62	6/30/13	IND	W	71-63				
7/9/06	SEA	W	74-62	8/17/13	SEA	L	70-77				
6/13/07	IND	W	90-62	6/11/14	IND	W	76-68				
7/27/07	SEA	L	75-89	7/31/14	SEA	W	76-67				
				7/8/15	IND	W	88-65				
				8/21/15	SEA	W	75-63				

# WASHINGTON MYSTICS

601 F Street NW, 3rd floor  
 Washington, D.C., 20004  
 Tel: (202) 628-3200  
 Fax: (202) 527-7539  
 Ticket Information: (877) DC-HOOP1  
**www.WashingtonMystics.com**

Facebook: Facebook.com/WashingtonMystics | Twitter: @WashMystics | Instagram: @OfficialWashingtonMystics

### TEAM DIRECTORY

Owner ..... Monumental Sports & Entertainment  
 Chairman ..... Ted Leonsis  
 President & Managing Partner ..... Sheila C. Johnson  
 General Manager & Head Coach ..... Mike Thibault  
 Assistant Coaches ..... Marianne Stanley, Eric Thibault  
 Director of Basketball Operations ..... Maria Giovannetti  
 Head Athletic Trainer ..... Emily Fortunado  
 Director of Corporate & Mystics Communications ..... Ketsia Colimon  
 Office: (202) 527-7535 | (571) 235-6305  
 kcolimon@monumentalsports.com

### QUICK FACTS

Conference ..... Eastern  
 Arena ..... Verizon Center (10,100)  
 Colors ..... Red, White, Navy and Silver  
 Flagship Radio ..... Webcast  
 TV ..... Comcast SportsNet

### TEAM HISTORY

Franchise Evolution ..... Washington Mystics, 1998 to present  
 Franchise Record ..... 255-379 (.402)  
 Franchise Playoff Record ..... 5-18 (.217)  
 WNBA Titles ..... 0  
 2016 Record ..... 13-21, 10th in WNBA  
 2016 Playoffs ..... did not qualify

### 2017 SCHEDULE VS. FEVER

6/11 ..... at Washington ..... 3:00 p.m.  
 7/14 ..... at Indiana (MyIndyTV-23) ..... 7:00 p.m.  
 8/12 ..... at Washington (MyIndyTV-23) ..... 7:30 p.m.  
 8/20 ..... at Indiana (NBATV) ..... 5:00 p.m.  
 All times ET

### SERIES RECORD

Overall ..... Fever 40, Mystics 24  
 At Indiana ..... Fever 20, Mystics 11  
 At Washington ..... Fever 20, Mystics 13  
 at Verizon Center (2000-present) ..... Fever 20, Mystics 13  
 Playoffs ..... Fever 4, Mystics 0  
 At Indiana ..... Fever 2, Mystics 0  
 At Washington ..... Fever 2, Mystics 0  
 at Verizon Center ..... Fever 1, Mystics 0  
 at Comcast Center (2009) ..... Fever 1, Mystics 0

### REGULAR SEASON SERIES HIGHS

**FEVER TEAM**  
 Most Points ..... 92 at Washington, 7/29/03  
 Fewest Points ..... 48 at Washington, 7/8/08  
 Largest Victory ..... 32 at Indiana (83-51), 8/21/11

### MYSTICS TEAM

Most Points ..... 92 at Indiana, 8/27/16  
 Fewest Points ..... 42 at Indiana, 9/4/04  
 Largest Victory ..... 23 at Indiana (92-69), 8/27/16

### FEVER INDIVIDUAL

Points ..... 34, Katie Douglas at Indiana, 7/28/09  
 Rebounds ..... 15, Tamika Whitmore at Indiana, 7/31/07  
 ..... 15, Tamika Catchings at Washington, 6/18/05  
 ..... 15, Tamika Catchings at Indiana, 8/12/03  
 Assists ..... 10, Coquese Washington at Washington, 7/24/03

### MYSTICS INDIVIDUAL

Points ..... 34, Chamique Holdsclaw at Washington, 7/24/03  
 Rebounds ..... 15, Crystal Langhorne at Indiana, 9/7/11  
 ..... 15, Chamique Holdsclaw at Washington, 7/29/03  
 Assists ..... 9, Annie Burgess at Indiana, 7/20/01



### ALL-TIME SERIES RESULTS (40-24, 4-0)

Date	Site	W/L	Score	Date	Site	W/L	Score	Date	Site	W/L	Score
7/12/00	WAS	W	81-58	6/3/07	IND	W	70-66	6/16/13	WAS	L	60-64
7/20/00	WAS	L	74-85	6/8/07	WAS	W	74-69	7/19/13	IND	W	77-70
8/3/00	IND	L	71-75	7/1/07	WAS	W	69-62	7/21/13	WAS	W	65-52
				7/31/07	IND	W	66-57	9/10/13	IND	L	67-69
7/20/01	IND	W	73-65	5/17/08	IND	W	64-53	5/23/14	IND	L	63-79
7/22/01	WAS	L	61-69	7/8/08	WAS	L	48-50	6/6/14	WAS	W	64-61
8/1/01	IND	W	70-64	9/2/08	WAS	W	79-68	7/2/14	WAS	W	80-77
								8/8/14	IND	L	61-74
6/7/02	WAS	L	68-89	7/21/09	WAS	W	82-70	6/20/15	IND	L	75-87
7/6/02	IND	W	50-45	7/28/09	IND	W	85-81	7/2/15	IND	W	73-50
8/6/02	WAS	W	64-55	8/2/09	WAS	W	87-79	7/17/15	WAS	L	68-50
				9/6/09	IND	W	72-61	8/11/15	WAS	W	73-62
5/31/03	IND	W	71-60	5/15/10	IND	L	65-72	9/8/15	WAS	L	72-76 OT
7/24/03	WAS	W	80-75	6/29/10	WAS	L	65-68				
7/29/03	WAS	W	92-91 OT	7/24/10	WAS	W	78-73	6/22/16	WAS	L	62-76
8/12/03	IND	L	80-84	7/30/10	IND	L	73-77	8/27/16	IND	L	69-92
								9/11/16	WAS	W	80-73
5/23/04	IND	L	67-68	6/21/11	WAS	W	89-80				
7/1/04	WAS	L	64-69	7/9/11	IND	W	68-57				
9/1/04	WAS	W	75-58	7/29/11	WAS	W	61-59				
9/4/04	IND	W	69-42	8/21/11	IND	W	83-51				
				9/7/11	IND	W	87-69				
6/18/05	WAS	L	78-88 OT	6/15/12	WAS	L	66-67				
7/29/05	IND	W	62-58	8/16/12	IND	W	84-66				
8/7/05	WAS	L	60-61	8/28/12	IND	W	83-68				
8/18/05	IND	W	67-57	9/21/12	WAS	W	66-53				
6/7/06	IND	W	83-70								
6/27/06	WAS	W	74-67								
7/29/06	IND	L	67-74								

### PLAYOFFS

9/17/09	* WAS	W	88-79
9/19/09	IND	W	81-74 OT
8/21/14	IND	W	78-73
8/23/14	WAS	W	81-76 OT

\* played at Comcast Center, University of Maryland (College Park, Md.)

# 2016 WNBA RECAP

## FINAL STANDINGS

EAST	W	L	PCT	GB	HOME	ROAD	LAST-10	STREAK
Minnesota	28	6	.824	-	15-2	13-4	8-2	Won 2
Los Angeles	26	8	.765	2	14-3	12-5	5-5	Won 2
New York	21	13	.618	7	10-7	11-6	4-6	Lost 3
Chicago	18	16	.529	10	11-6	7-10	7-3	Lost 1
<b>Indiana</b>	<b>17</b>	<b>17</b>	<b>.500</b>	<b>11</b>	<b>8-9</b>	<b>9-8</b>	<b>5-5</b>	<b>Won 1</b>
Atlanta	17	17	.500	11	11-6	6-11	5-5	Lost 1
Seattle	16	18	.471	12	10-7	6-11	7-3	Won 1
Phoenix	16	18	.471	12	11-6	5-12	6-4	Won 2
Connecticut	14	20	.412	14	8-9	6-11	6-4	Won 3
Washington	13	21	.382	15	5-12	8-9	4-6	Lost 2
Dallas	11	23	.324	17	6-11	5-12	2-8	Lost 2
San Antonio	7	27	.206	21	4-13	3-14	2-8	Lost 2

## AWARD WINNERS

### All-WNBA First Team (selected by position)

Forward	Nneka Ogumike	Los Angeles Sparks
Forward	Elena Delle Donne	Chicago Sky
Center	Tina Charles	New York Liberty
Guard	Maya Moore	Minnesota Lynx
Guard	Sue Bird	Seattle Storm

### All-WNBA Second Team (selected by position)

Forward	Angel McCoughtry	Atlanta Dream
Forward	Breanna Stewart	Seattle Storm
Center	Sylvia Fowles	Minnesota Lynx
Guard	Diana Taurasi	Phoenix Mercury
Guard	Jewell Loyd	Seattle Storm

WNBA Most Valuable Player: Nneka Ogumike (Los Angeles Sparks)

Kim Perrot Sportsmanship Award: ***Tamika Catchings (Indiana Fever)***

WNBA Coach of the Year: Cheryl Reeve (Minnesota Lynx)

WNBA Defensive Player of the Year: Sylvia Fowles (Minnesota Lynx)

WNBA Rookie of the Year: Breanna Stewart (Seattle Storm)

WNBA Most Improved: Elizabeth Williams (Atlanta Dream)

WNBA Sixth Woman of the Year: Jantel Lavender (Los Angeles Sparks)

### Peak Performers

Scoring: Tina Charles (New York Liberty)

Rebounding: Tina Charles (New York Liberty)

Assists: Sue Bird (Seattle Storm)

### All-Defensive First Team (selected by position)

Forward	Angel McCoughtry	Atlanta Dream
Forward	Nneka Ogumike	Los Angeles Sparks
Center	Sylvia Fowles	Minnesota Lynx
Guard	Alana Beard	Los Angeles Sparks
<b>Guard</b>	<b><i>Briann January</i></b>	<b><i>Indiana Fever</i></b>

### All-Defensive Second Team (selected by position)

<b>Forward</b>	<b><i>Tamika Catchings</i></b>	<b><i>Indiana Fever</i></b>
Forward	Breanna Stewart	Seattle Storm
Center	Brittney Griner	Phoenix Mercury
Guard	Jasmine Thomas	Connecticut Sun
Guard	Tanisha Wright	New York Liberty

### All-Rookie Team

Forward	Aerial Powers	Dallas Wings
Forward	Breanna Stewart	Seattle Storm
Center	Imani Boyette	Chicago Sky
Guard	Moriah Jefferson	San Antonio Stars
<b>Guard</b>	<b><i>Tiffany Mitchell</i></b>	<b><i>Indiana Fever</i></b>

# 2016 WNBA RECAP

## WNBA TEAM STATISTICS

### TEAMS' STATISTICS

TEAM	G	FIELD GOALS			3-PT. F.G.'S			FREE THROWS			REBOUNDS			MISCELLANEOUS			SCORING				
		MADE	ATT.	PCT.	MADE	ATT.	PCT.	MADE	ATT.	PCT.	OFF.	DEF.	TOT.	AST	PF	DQ	STL	TO	BLK	PTS	AVG.
CHI	34	1131	2449	.462	138	375	.368	530	638	.831	346	866	1212	620	670	2	236	411	173	2930	86.2
MIN	34	1095	2325	.471	137	406	.337	590	732	.806	328	890	1218	681	647	4	279	460	156	2917	85.8
PHO	34	999	2204	.453	209	610	.343	669	797	.839	254	846	1100	571	698	9	245	469	181	2876	84.6
CON	34	1070	2437	.439	192	623	.308	489	684	.715	367	792	1159	568	729	9	285	482	117	2821	83.0
LA	34	1061	2178	.487	200	533	.375	499	631	.791	227	843	1070	692	559	1	273	463	130	2821	83.0
DAL	34	955	2387	.400	239	742	.322	661	822	.804	375	785	1160	521	701	4	220	475	120	2810	82.6
ATL	34	985	2334	.422	127	442	.287	683	909	.751	372	868	1240	510	680	5	245	471	171	2780	81.8
NY	34	1022	2355	.434	153	422	.363	579	745	.777	361	950	1311	637	683	5	243	498	161	2776	81.6
SEA	34	983	2149	.457	244	687	.355	538	646	.833	231	834	1065	644	588	1	215	491	121	2748	80.8
WAS	34	955	2257	.423	240	670	.358	595	744	.800	279	834	1113	593	669	2	213	433	110	2745	80.7
<b>IND</b>	<b>34</b>	<b>994</b>	<b>2223</b>	<b>.447</b>	<b>174</b>	<b>542</b>	<b>.321</b>	<b>574</b>	<b>679</b>	<b>.845</b>	<b>290</b>	<b>762</b>	<b>1052</b>	<b>601</b>	<b>708</b>	<b>3</b>	<b>298</b>	<b>498</b>	<b>80</b>	<b>2736</b>	<b>80.5</b>
SAN	34	903	2229	.405	152	508	.299	491	615	.798	285	798	1083	551	685	2	240	479	129	2449	72.0

### OPPONENTS' STATISTICS

TEAM	G	FIELD GOALS			3-PT. F.G.'S			FREE THROWS			REBOUNDS			MISCELLANEOUS			SCORING		DIFF.		
		MADE	ATT.	PCT.	MADE	ATT.	PCT.	MADE	ATT.	PCT.	OFF.	DEF.	TOT.	AST	PF	DQ	STL	TO		BLK	PTS
LA	976	2256	433	.174	570	.305	454	583	.779	309	793	1102	569	622	5	249	483	90	2580	75.9	+7.1
MIN	949	2278	417	.188	585	.321	531	668	.795	287	758	1045	521	702	3	239	514	115	2617	77.0	+8.8
SEA	1039	2336	445	.173	511	.339	476	598	.796	323	813	1136	563	662	2	245	429	107	2727	80.2	+0.6
SAN	968	2209	438	.170	481	.353	622	769	.809	322	893	1215	593	604	4	234	444	149	2728	80.2	-8.2
NY	980	2375	413	.208	646	.322	581	730	.796	299	857	1156	583	642	3	280	428	146	2749	80.9	+0.8
<b>IND</b>	<b>995</b>	<b>2132</b>	<b>.467</b>	<b>177</b>	<b>509</b>	<b>.348</b>	<b>582</b>	<b>742</b>	<b>.784</b>	<b>277</b>	<b>794</b>	<b>1071</b>	<b>581</b>	<b>672</b>	<b>4</b>	<b>270</b>	<b>530</b>	<b>139</b>	<b>2749</b>	<b>80.9</b>	<b>-0.4</b>
WAS	1022	2307	.443	184	538	.342	567	711	.797	331	867	1198	634	691	3	213	438	141	2795	82.2	-1.5
PHO	1035	2352	.440	193	542	.356	569	698	.815	319	852	1171	559	703	5	243	477	91	2832	83.3	+1.3
ATL	1043	2396	.435	166	532	.312	603	768	.785	339	846	1185	668	733	7	256	473	179	2855	84.0	-2.2
CON	1021	2225	.459	179	507	.353	647	792	.817	282	871	1153	586	632	1	269	533	152	2868	84.4	-1.4
CHI	1021	2340	.436	232	662	.350	635	793	.801	302	817	1119	673	610	4	230	420	140	2909	85.6	+0.6
DAL	1104	2321	.476	161	477	.338	631	790	.799	325	907	1232	659	744	6	264	461	200	3000	88.2	-5.6

## RANK WITHIN LEAGUE

### TEAMS' STATISTICS

-----	ATL	CHI	CON	<u>IND</u>	LA	MIN	NY	PHO	SA	SEA	TUL	WAS
Points/game	7	1	4t	<u>6</u>	11	4t	2	8	3	12	9	10
FG pct.	10	3	7	<u>12</u>	6	1	2	8	5	11	4	9
FT pct.	11	4	12	<u>6</u>	1	9	5	10	2	8	3	7
3-pt FG pct.	12	2	10	<u>8</u>	9	1	7	3	6	11	5	4
Off. Reb./gm	2	5	3	<u>1</u>	7	12	6	4	10	8	11	9
Def. Reb./gm	3	4	10	<u>11</u>	12	6	2	1	5	9	7t	7t
Rebounds/game	2	4	6	<u>5</u>	12	10	3	1	8	9	11	7
Assists/game	12	5	9	<u>11</u>	6	1	2	4	8	10	3	7
Steals/game	5t	9	2	<u>10</u>	1	4	3	7	5t	8	11	12
Turnovers/gm	6	1	9	<u>7</u>	11t	4	3	11t	5	8	10	2
Blocks/gm	3	2	10	<u>9</u>	12	6	5	4	1	7	8	11
Pers.Fouls/gm	6	5	12	<u>10</u>	11	1	3	7	9	8	2	4
DQ/game	9t	3t	11t	<u>7t</u>	6	1t	7t	9t	11t	3t	1t	3t

### OPPONENTS' STATISTICS

-----	ATL	CHI	CON	<u>IND</u>	LA	MIN	NY	PHO	SA	SEA	TUL	WAS
Points/game	9	11	10	<u>12</u>	5t	1	2	5t	8	4	3	7
FG pct.	4	5	10	<u>12</u>	11	3	2	1	7	6	9	8
FT pct.	3	9	12	<u>8</u>	2	1	4	5	11	10	6	7
3-pt FG pct.	2	9	10	<u>5</u>	8	1	3	4	12	11	6	7
Off. Reb./gm	12	5	2	<u>10</u>	1	6	3	4	7	8	9	11
Def. Reb./gm	6	5	10	<u>12</u>	3	2	1	8	7	11	4	9
Rebounds/game	9	4	6	<u>12</u>	2	3	1	7	8	11	5	10
Assists/game	11	12	7	<u>10</u>	5	4	1	6	2	8	3	9
Steals/game	8	2	10	<u>9</u>	11	7	4	12	5	3	6	1
Turnovers/gm	6	12	1	<u>7</u>	2	4	3	11	5	8	10	9
Blocks/gm	11	6	10	<u>12</u>	5	1	4	8	2	9	3	7
Pers.Fouls/gm	2	11	9	<u>1</u>	6	10	4	8	3	12	7	5
DQ/game	1	5t 12	2	<u>5t</u>	3t	8t	8t	3t	5t 11	8t		

### COMBINATION TEAM/OPPONENT STATISTICS, RANK WITHIN LEAGUE

-----	ATL	CHI	CON	<u>IND</u>	LA	MIN	NY	PHO	SA	SEA	TUL	WAS
Pts/game/diff.	10	4t	8	<u>11</u>	7	2	1	4	3	12	6	9
Off. Reb. Pct.	1	3	4	<u>6</u>	7	11	2	5	10	9	12	8
Def. Reb. Pct.	9	3	4	<u>12</u>	5	6	2	1	7	11	8	10
Total Reb. Pct.	5	3	4	<u>7</u>	6	11	1	2	9	10	12	8

# 2016 WNBA RECAP

## WNBA INDIVIDUAL STATISTICS

POINTS PER GAME					FIELD GOAL PCT.					STEALS PER GAME				
G	FG	FT	PTS	AVG	FG	FGA	PCT	G	STL	AVG				
Charles, NY	32	273	125	688	21.5	Ogwumike, LA	244	367	.665	<b>Catchings, IND</b>	34	62	1.82	
Delle Donne, CHI	28	214	130	601	21.5	<b>Larkins, IND</b>	106	166	.639	Beard, LA	34	59	1.74	
Ogwumike, LA	33	244	146	650	19.7	Langhorne, SEA	126	200	.630	Jefferson, SAN	34	55	1.62	
McCoughtry, ATL	33	223	171	643	19.5	Fowles, MIN	182	306	.595	Boyd, NY	33	52	1.58	
Moore, MIN	34	223	145	656	19.3	Ogwumike, CON	158	269	.587	McCoughtry, ATL	33	52	1.58	
Stewart, SEA	34	208	160	621	18.3	<b>Kizer, IND</b>	139	250	.556	Moore, MIN	34	53	1.56	
Taurasi, PHO	33	180	140	589	17.8	Paris, DAL	119	217	.548	Taylor, PHO	25	38	1.52	
Loyd, SEA	34	195	131	561	16.5	Griner, PHO	178	325	.548	A. Thomas, CON	31	44	1.42	
Hill, WAS	32	139	155	493	15.4	Dupree, PHO	152	281	.541	Parker, LA	34	47	1.38	
Parker, LA	34	190	99	521	15.3	Lavender, LA	150	279	.538	Vandersloot, CHI	30	41	1.37	
Meesseman, WAS	34	210	68	518	15.2	Meesseman, WAS	210	394	.533	Fowles, MIN	34	45	1.32	
Hayes, ATL	33	153	156	494	15.0	Whalen, MIN	123	240	.513	Bonner, PHO	34	44	1.29	
Griner, PHO	34	178	138	494	14.5	Taylor, PHO	102	209	.488	Ogwumike, LA	33	42	1.27	
Rodgers, NY	33	156	80	478	14.5	A. Thomas, CON	130	267	.487	J. Thomas, CON	34	43	1.26	
Bonner, PHO	34	154	134	492	14.5	Delle Donne, CHI	214	441	.485	<b>January, IND</b>	29	36	1.24	
Sims, DAL	34	153	128	476	14.0	Clark, SEA	105	217	.484	Loyd, SEA	34	42	1.24	
Fowles, MIN	34	182	109	473	13.9	Dolson, WAS	119	247	.482	Stewart, SEA	34	42	1.24	
Jefferson, SAN	34	185	69	472	13.9	Quigley, CHI	129	274	.471	Hayes, ATL	33	40	1.21	
Toliver, LA	33	142	72	437	13.2	Beard, LA	100	214	.467	<b>Johnson, IND</b>	29	35	1.21	
Diggins, DAL	27	113	104	353	13.1	Clarendon, ATL	124	266	.466	Christmas, DAL	34	41	1.21	
Pondexter, CHI	33	163	82	425	12.9	Augustus, MIN	138	300	.460	Meesseman, WAS	34	41	1.21	
Bentley, CON	34	169	51	437	12.9	Stewart, SEA	208	455	.457	Little, CON	33	38	1.15	
Bird, SEA	34	160	44	436	12.8	Young, CHI	112	249	.450	Colson, SAN	34	38	1.12	
<b>Catchings, IND</b>	34	146	106	433	12.7	Bird, SEA	160	356	.449	Hill, WAS	32	35	1.09	
Ogwumike, CON	33	158	100	416	12.6	Carson, LA	102	227	.449	Carson, LA	34	37	1.09	
Taylor, PHO	25	102	68	312	12.5				Sims, DAL	34	37	1.09		
Christmas, DAL	34	128	129	423	12.4									
REBOUNDS PER GAME					3-PT FIELD GOAL PCT.					BLOCKS PER GAME				
G	OFF	DEF	TOT	AVG	3FG	3GA	PCT	G	BLK	AVG				
Charles, NY	32	74	243	317	9.9	Meesseman, WAS	30	67	.448	Griner, PHO	34	107	3.15	
Stewart, SEA	34	40	277	317	9.3	Bird, SEA	72	162	.444	Williams, ATL	34	79	2.32	
Ogwumike, LA	33	77	222	299	9.1	Delle Donne, CHI	43	101	.426	Stewart, SEA	34	64	1.88	
Fowles, MIN	34	84	206	290	8.5	Toliver, LA	81	191	.424	Fowles, MIN	34	61	1.79	
Williams, ATL	34	106	170	276	8.1	Rodgers, NY	86	208	.413	Delle Donne, CHI	28	43	1.54	
Paris, DAL	34	94	177	271	8.0	Moore, MIN	65	161	.404	Stokes, NY	27	38	1.41	
Stokes, NY	27	63	138	201	7.4	Taylor, PHO	40	101	.396	Boyetette, CHI	31	42	1.35	
<b>Larkins, IND</b>	33	76	168	244	7.4	<b>January, IND</b>	29	74	.392	Ogwumike, LA	33	39	1.18	
Parker, LA	34	33	217	250	7.4	Clark, SEA	36	93	.387	Jones, CON	34	38	1.12	
Brunson, MIN	33	73	167	240	7.3	Parker, LA	42	110	.382	Breland, CHI	34	37	1.09	
Delle Donne, CHI	28	48	149	197	7.0	Jefferson, SAN	33	88	.375	Appel-Marinelli, SAN	34	35	1.03	
Ogwumike, CON	33	88	133	221	6.7	Powers, DAL	32	87	.368	Ogwumike, CON	33	33	1.00	
Griner, PHO	34	47	175	222	6.5	Quigley, CHI	30	82	.366	Parker, LA	34	33	0.97	
A. Thomas, CON	31	62	125	187	6.0	<b>Johnson, IND</b>	28	78	.359	Dolson, WAS	34	32	0.94	
Christmas, DAL	34	82	118	200	5.9	Mosqueda-Lewis, SEA	35	99	.354	Ndour, SAN	30	26	0.87	
McCoughtry, ATL	33	37	150	187	5.7	Vandersloot, CHI	26	74	.351	Paris, DAL	34	29	0.85	
Boyette, CHI	31	54	121	175	5.6	Hill, WAS	60	171	.351	Howard, MIN	34	27	0.79	
Meesseman, WAS	34	67	124	191	5.6	Stricklen, CON	27	77	.351	Charles, NY	32	25	0.78	
Langhorne, SEA	33	42	140	182	5.5	Taurasi, PHO	89	254	.350	Meesseman, WAS	34	25	0.74	
Appel-Marinelli, SAN	34	41	143	184	5.4	<b>Catchings, IND</b>	35	100	.350	Moore, MIN	34	25	0.74	
Bonner, PHO	34	42	140	182	5.4	Hooper, DAL	28	82	.341	de Souza, CHI	31	22	0.71	
Dupree, PHO	32	39	132	171	5.3	Stewart, SEA	45	133	.338	McCoughtry, ATL	33	23	0.70	
de Souza, CHI	31	61	100	161	5.2	Pierson, DAL	30	89	.337	Christmas, DAL	34	23	0.68	
Moore, MIN	34	43	132	175	5.1	Bonner, PHO	50	152	.329	Zahui B., NY	33	22	0.67	
Hamby, SAN	25	36	91	127	5.1				Bonner, PHO	34	21	0.62		
<b>Catchings, IND</b>	34	40	123	163	4.8				Swords, NY	34	21	0.62		
Dolson, WAS	34	48	111	159	4.7									
ASSISTS PER GAME					FREE THROW PCT.					MINUTES PER GAME				
G	AST	AVG	FT	FPA	PCT	G	MIN	AVG						
Bird, SEA	34	196	5.8	Delle Donne, CHI	130	139	.935	Williams, ATL	34	1179	34.7			
J. Thomas, CON	34	172	5.1	Currie, SAN	90	98	.918	Stewart, SEA	34	1179	34.7			
Parker, LA	34	166	4.9	<b>Mitchell, IND</b>	92	101	.911	Charles, NY	32	1077	33.7			
Vandersloot, CHI	30	141	4.7	Taurasi, PHO	140	154	.909	Delle Donne, CHI	28	927	33.1			
<b>January, IND</b>	29	136	4.7	Taylor, PHO	68	75	.907	Toliver, LA	33	1060	32.1			
Faulkner, CHI	34	156	4.6	Vandersloot, CHI	66	73	.904	J. Thomas, CON	34	1091	32.1			
Jefferson, SAN	34	142	4.2	Whalen, MIN	66	74	.892	Bird, SEA	34	1076	31.6			
Moore, MIN	34	142	4.2	Loyd, SEA	131	147	.891	Christmas, DAL	34	1075	31.6			
Taurasi, PHO	33	128	3.9	Toliver, LA	72	81	.889	Ogwumike, LA	33	1043	31.6			
Sims, DAL	34	131	3.9	<b>Larkins, IND</b>	61	69	.884	Loyd, SEA	34	1075	31.6			
Whalen, MIN	32	123	3.8	Sims, DAL	128	145	.883	Sims, DAL	34	1074	31.6			
Cloud, WAS	31	118	3.8	Pondexter, CHI	82	93	.882	Bonner, PHO	34	1064	31.3			
Charles, NY	32	121	3.8	<b>January, IND</b>	77	88	.875	Hayes, ATL	33	1016	30.8			
Toliver, LA	33	122	3.7	Ogwumike, LA	146	168	.869	Parker, LA	34	1046	30.8			
Boyd, NY	33	119	3.6	Moore, MIN	145	167	.868	Rodgers, NY	33	1008	30.5			
Wright, NY	29	104	3.6	<b>Catchings, IND</b>	106	123	.862	Jefferson, SAN	34	1034	30.4			
Taylor, PHO	25	89	3.6	J. Thomas, CON	68	79	.861	McCoughtry, ATL	33	989	30.0			
Clarendon, ATL	34	119	3.5	Brunson, MIN	60	70	.857	Taurasi, PHO	33	984	29.8			
Loyd, SEA	34	115	3.4	McBride, SAN	58	68	.853	Moore, MIN	34	1009	29.7			
Diggins, DAL	27	91	3.4	Zellous, NY	103	121	.851	Beard, LA	34	997	29.3			
Stewart, SEA	34	114	3.4	Clark, SEA	50	59	.847	Meesseman, WAS	34	996	29.3			
Ogwumike, LA	33	101	3.1	Dolson, WAS	70	83	.843	Hill, WAS	32	937	29.3			
Hill, WAS	32	93	2.9	Rodgers, NY	80	95	.842	Griner, PHO	34	992	29.2			
<b>Wheeler, IND</b>	34	95	2.8	Powers, DAL	101	121	.835	Dupree, PHO	32	930	29.1			
Montgomery, MIN	34	94	2.8				Bentley, CON	34	979	28.8				
McCoughtry, ATL	33	91	2.8				Fowles, MIN	34	969	28.5				

## WNBA PLAYOFFS FORMAT

### WNBA PLAYOFFS FORMAT

The top eight teams with the highest winning percentage (regardless of conference) will qualify for the 2016 WNBA Playoffs.

- The first and second place teams will be seeded in the semi-finals and the third and fourth place teams will be seeded in the second round.
- In the first round, the fifth seed will host the eighth seed, and the sixth seed will host the seventh seed in a one-game elimination. The winners from round one will be re-seeded to guarantee the third seed will host the lowest seed, and the fourth seed will host the higher seed, each in a one-game elimination second round.
- The winners from the second round will be re-seeded to guarantee the first seed will host the lowest seed, and the second seed will host the higher seed, each in a best-of-five game series (2-2-1) with the top seeds hosting games 1, 2 and 5; and the lower seeds hosting games 3 and 4.
- The winners from the semifinals will meet in a best-of-five game finals series with the top seed hosting games 1, 2 and 5; and the lower seed hosting games 3 and 4.

#### Tiebreaker Procedure

The following tiebreak procedure shall be used to break ties for playoff eligibility, home court advantage and draft order. In determining draft order, non-playoff teams will always select before playoff teams.

a. **Two-Way Tie Between Teams.** In order to break a tie, the following criteria will be utilized in the order set forth:

- (1) Better record in head-to-head games.
- (2) Better winning percentage against all teams with .500 or better record at the end of the season.
- (3) Better point differential in games - net result of total points scored less total points allowed, head-to-head.
- (4) Better point differential - net result of total points scored less total points allowed, against all opponents.
- (5) Coin toss.

b. **More Than Two Teams Tied.** As many teams as possible will be eliminated at each step. As soon as one or more teams are eliminated at any step, the process must begin again from step (1).

### SCHEDULING

#### WNBA First Round

The No. 5 seed hosts the No. 8 seed, and the No. 6 seed hosts the No. 7 seed, in single-elimination first round games. Winners advance to the second round and are re-seeded.

#### WNBA Second Round

No. 3 and 4 seeds receive a bye to the second round. The No. 3 seed hosts the lowest remaining seed, and the No. 4 seed hosts the highest remaining seed, in single-elimination second round games. Winners advance to the WNBA Semifinals are re-seeded.

#### WNBA Semifinals

No. 1 and 2 seeds receive byes to the WNBA Semifinals. The top two seeds have home-court advantage in a five-game series to reach the WNBA Finals. The No. 1 seed hosts the lowest remaining seed, and the No. 2 seed hosts the highest remaining seed. Series are played in a 2-2-1 format with the higher seeds hosting the first two games and the final game, if necessary.

#### WNBA Finals

The highest seeded team will have home court advantage in the WNBA Finals. The championship series will be played in a 2-2-1 format with the higher seed hosting the first two games and the final game, if necessary.



# WNBA COURT DIAGRAM

