



**SWEDISH**

Extraordinary care. Extraordinary caring.™



# SEATTLE STORM

**2016 MEDIA GUIDE**

# TABLE OF CONTENTS



2016 SEATTLE STORM MEDIA GUIDE

2016 Key Dates, Key Arena & Ticket Info  
Media Guidelines

## Community Relations

2016 Schedule  
Storm History  
Storm Cares & the Storm Foundation

## Personal

2015 Staff Directory  
Ownership  
Business Executives  
Basketball Operations

## Players

2016 Storm Roster  
Sue Bird  
Abby Bishop  
Alysha Clark  
Nneka Enemkpali  
Markeisha Gatling  
Angel Goodrich  
Quanitra Hollingsworth  
Crystal Langhorne  
Jewell Loyd  
Kaleena Mosqueda-Lewis  
Jenna O’Hea  
Ramu Tokashiki  
Monica Wright  
Lexi Eaton Rydalch  
Breanna Stewart  
Blake Dietrick  
Laurin Mincy  
Krystal Thomas  
Davellyn White

## 2015 Season in Review

Box score  
Game-by-game results  
Game-by-game statistics  
Statistics in wins and losses  
Highs & lows  
Top single game performances  
Miscellaneous statistics

## Records

All-time yearly results  
Head coach statistics  
All-time streaks  
Opening night records  
10-point, 20-point, double-double records  
Games started, points scored streaks  
20-point, 10-rebound, all time records  
Overtime and 100+ point records  
Annual statistical leaders

4	<b>Records (Continued)</b>	
5	Franchise highs & lows	89
	Margins of victory	90
	All-time franchise records	91
7	All-time opponent franchise records	96
8	All-time individual franchise records	100
10	All-time rookie records	104
	Attendance records & franchise firsts	105
	All-time draft records	106
12	All-time transactions	107
13	All-time roster	113
14		
18	<b>History</b>	
	2000 Season In Review	
	2001 Season In Review	
26	2002 Season In Review	
28	2003 Season In Review	
33	2004 Season In Review	
35	2005 Season In Review	
37	2006 Season In Review	
38	2007 Season In Review	
40	2008 Season In Review	
42	2009 Season In Review	
44	2010 Season In Review	
48	2011 Season In Review	
50	2012 Season In Review	
52	2013 Season In Review	
54	2014 Season In Review	
56	2015 Season In Review	
59		
60	<b>Opponents</b>	
63	Atlanta Dream	149
64	Chicago Sky	150
65	Connecticut Sun	151
67	Indiana Fever	152
	Los Angeles Sparks	153
	Minnesota Lynx	154
70	New York Liberty	155
71	Phoenix Mercury	156
72	San Antonio Stars	157
74	Tulsa Shock	158
75	Washington Mystics	159
76		
77	<b>WNBA</b>	
	WNBA timeline	161
	WNBA history & recap	172
	WNBA cares	175
80		
81		
72	<b>Media</b>	
83	Broadcast team	177
84	Media Info.	178
85		
86		
87		
88		

## CREDITS

**EXECUTIVE EDITOR:** KIMBERLY VEALE

**ASSISTANT EDITORS:** JUSTIN LESTER, ALEX DUFFY

**PHOTOGRAPHY:** NEIL ENNS, STORM PHOTOGRAPHY; TERENCE VACCARO, NBAE, GETTY IMAGES; JOSH HUSTON, NBAE, GETTY IMAGES

**SPECIAL THANKS:** CELINA MARTIN, KENNY DOW, ELIAS SPORTS BUREAU

© 2016 Seattle Storm

The 2016 Seattle Storm Media Guide was written and edited by the Storm Communications Department. All WNBA and team insignia depicted in this publication are the property of WNBA and the respective teams of the WNBA and may not be reproduced for commercial purposes without the prior written consent of WNBA Properties, Inc. Any commercial use of this information is prohibited without the prior written consent of the Seattle Storm.

## STORM FRONT OFFICE ADDRESS

3421 Thorndyke Ave W • Seattle, WA 98119

Tel: 206.217.WNBA • Fax: 206.281.5817 • www.StormBasketball.com



**SEATTLE STORM MEDIA CENTRAL**

Members of the media are encouraged to visit [SeattleStormBasketball.com/mediacentral](http://SeattleStormBasketball.com/mediacentral) for up-to-date media information, credential applications, logos, photos, video and audio while covering the team. For more information or assistance with the site, please contact any member of the Seattle Storm PR Department.

Kimberly Veale  
 Manager, Public Relations  
 KVeale@StormBasketball.com  
 206-272-2706  
 \*Road Media Contact

Justin Lester  
 Assistant, Digital Communications  
 JLester@StormBasketball.com  
 206-272-2520

Alex Duffy  
 Intern, Public Relations  
 ADuffy@StormBasketball.com  
 \*Single-Game Credentials  
 Contact

**SEATTLE STORM QUICK FACTS**

Main Phone Number .....206-217-WNBA  
 Ticket Office Number .....206-556-7700  
 Fax Number .....206-281-5817  
 Website..... StormBasketball.com  
 2015 Record..... 10-24 (.294)  
 2014 Record..... 12-22 (.352)  
 All-Time WNBA Record ..... 260-244 (.515)  
 Arena..... KeyArena  
 Capacity ..... 9,686 (lower bowl only)  
 Conference ..... Western  
 Visiting Team Hotel..... Sheraton, Downtown Seattle  
 Visiting Team Hotel Phone.....206-464-1980  
 Ticket Prices\*..... \$59, \$49, \$34, \$28, \$19

**2016 SEATTLE STORM ROSTER**

NO.	NAME	POS.	HT.	WT.	DOB	PREVIOUS	YEARS
0	Tiffany Bias	G	5-8	133	5/22/92	Oklahoma St.	2
10	Sue Bird	G	5-9	150	10/16/80	Connecticut	14
5	Abby Bishop	F	6-3	180	11/29/88	Australia	2
32	Alysha Clark	F	5-11	167	7/07/87	MTSU	4
11	Blake Dietrick	G	5-10	150	7/19/93	Princeton	R
21	Lexi Eaton Rydalch	G	5-10	150	6/4/93	BYU	R
2	Nneka Enemkpali	F	6-1	170	10/8/92	Texas	R
9	Markeisha Gatling	C	6-5	195	7/14/92	NC State	2
3	Angel Goodrich	G	5-4	145	2/24/90	Kansas	3
13	Quanitra Hollingsworth	C	6-5	200	11/15/88	VCU	5
1	Crystal Langhorne	F	6-2	185	10/27/86	Maryland	8
24	Jewell Loyd	G	5-10	148	10/5/93	Notre Dame	1
12	Laurin Mincy	G	6-0	170	3/3/92	Maryland	R
23	Kaleena Mosqueda-Lewis	F	5-11	180	11/3/93	Connecticut	1
4	Jenna O'Hea	F	6-1	174	6/6/87	Australia	5
30	Breanna Stewart	F	6-4	170	8/27/94	Connecticut	R
34	Krystal Thomas	C	6-5	195	6/10/89	Duke	4
7	Ramu Tokashiki	F	6-3	176	6/11/91	Japan	1
0	Davellyn Whyte	G	5-11	165	5/14/91	Arizona	2
22	Monica Wright	G	5-10	182	7/15/88	Virginia	6

# KEYARENA & TICKET INFO



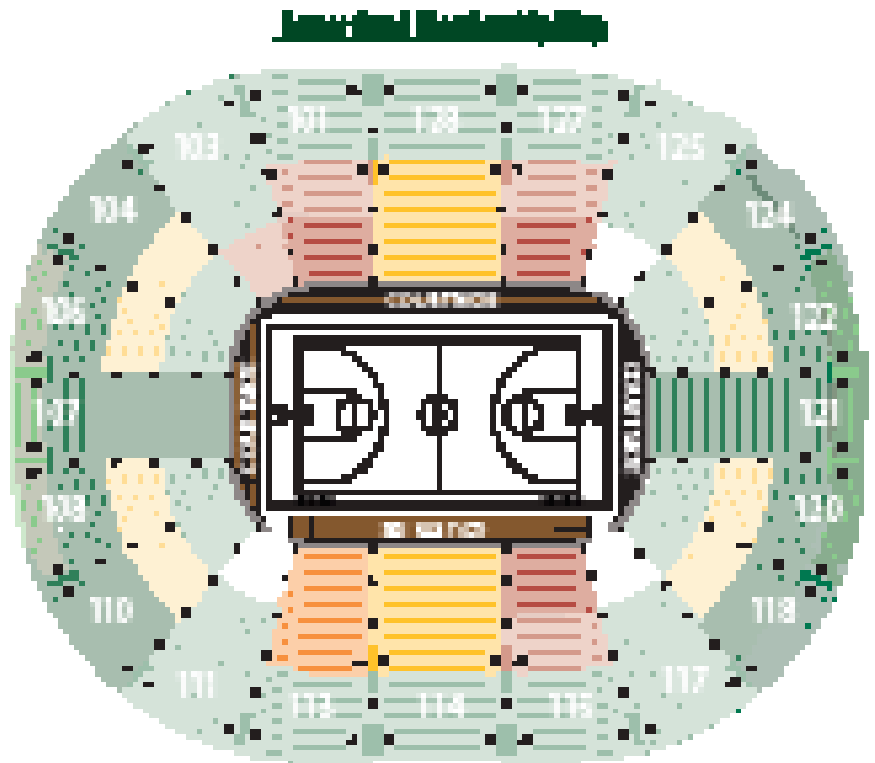
KeyArena	Owned and operated by the City of Seattle
KeyArena Ownership	Owned and operated by the City of Seattle
Opened	Construction began on June 16, 1994. Doors opened on Oct. 26, 1995.
First Storm Game	June 1, 2000 vs. the Houston Comets
Cost	City of Seattle: \$74.5 million, Land and Infrastructure: \$15 to \$25 million KeyArena is the first publicly financed arena supported by earned income from the building
Storm Capacity	9,686
Location	Sits on the campus of Seattle Center, a 74-acre entertainment complex located on the north side of downtown Seattle.
Dimensions	Square feet: 129,000. Length: 360' x 360'. Height: 135'
Address	KeyArena 305 Harrison Street Seattle, WA 98109
Phone Number	206-684-7200
Royal Brougham Pavilion	The 2015 WNBA season marks the sixth year for the Seattle Storm in its practice facility, Royal Brougham Pavilion at Seattle Pacific University (SPU).

On Dec. 7, 2009, the Storm announced it had signed an agreement to use the facility for five years. As part of the agreement, a new professional-length court was put in place in the lower level of the pavilion. The Storm is the primary user of the new court during the WNBA season. In the offseason, the court is used by SPU.

Prior to the 2010 season, the Storm had used the Furtado Center as its practice facility for 10 years. The Center was purchased by the Bill and Melinda Gates Foundation and is now used for the foundation's headquarters. Prior to the 2015 season the Seattle Storm signed a five year extension to use Seattle Pacific as a practice facility through the 2019 season.

2016 SEATTLE STORM MEDIA GUIDE

Color	Price	Quantity	Notes
Light Green	\$100	2000	
Dark Green	\$150	1000	
Yellow	\$200	500	
Light Blue	\$250	300	
Red	\$300	200	
Dark Red	\$350	100	
Orange	\$400	50	
Yellow-Orange	\$450	25	





## CREDENTIALS

Credentials must be visible at all times. All media with access to restricted areas will be required to produce photo ID and all bags with equipment are subject to inspection.

Seating at KeyArena's press table is restricted to accredited working media representatives. Non-working media will be seated in reserved seat areas when seats are available.

Single-game credentials must be requested no later than noon the day before the game and by Friday at noon for Sunday games. You may request credentials by writing on your company's letterhead and scanning or mailing it to the Seattle Storm Public Relations Department. Credentials are good for admittance to KeyArena through the credential entrance only, home and visiting locker rooms and the KeyArena Media Room.

Pre-arranged credentials may be picked up before the game at the media entrance. The media entrance opens two hours prior to tipoff.

**MEDIA MEMBERS HOLDING SEATTLE STORM SEASON CREDENTIALS MUST NOTIFY THE STORM'S PUBLIC RELATIONS DEPARTMENT IF PLANNING TO COVER A GAME IN ORDER TO RESERVE SEATING.**

## AUTOGRAPHS

Seeking autographs or souvenir items from players or coaches is STRICTLY PROHIBITED and subject to forfeiture of credential.

## MEDIA ENTRANCE

The media entrance is located at the bottom of the ramp in the South Parking Lot of KeyArena. Only media members who hold Seattle Storm or WNBA media credentials will be admitted through this entrance.

## SEATTLE STORM MEDIA ROOM

The Seattle Storm Media Room is located on the lower west concourse outside Aisle 15 of KeyArena. The Storm Public Relations Department must limit media room usage to members of the media only when valid Storm or WNBA media credentials are presented. It is impossible to accommodate family members, friends, guests or others.

**THE PROFESSIONAL INTENT OF THE ROOM IS TO PROVIDE A MEETING AND WORK PLACE FOR THE MEDIA AND GAME PERSONNEL. ANY ABUSE OF THE MEDIA ROOM AND/OR MEDIA PRIVILEGES WILL CAUSE FORFEITURE OF CREDENTIALS.**

## WIRELESS INTERNET

Wireless internet is available in the media room and the lower bowl. Hardlines are also provided and are encouraged when working in the lower bowl. Please contact a member of the Storm Public Relations Department to gain access.

## PRESS ROW

Your cooperation is asked in maintaining a working atmosphere at press row. No cheering or personal photos will be tolerated and may result in forfeiture of credential.



## LOCKER ROOMS

Both the Storm and the visitors' locker rooms will be open to the media for 30 minutes, beginning 90 minutes before tipoff and ending 60 minutes before tipoff.

Both locker rooms will be open for 30 minutes following the game. Cell phone usage by credentialed media is prohibited inside locker rooms.

## PHOTOGRAPHY GUIDELINES

Only those photographers on assignment will be allowed space on the floor and photo credentials must be visible at all times.

Photographers are allowed only within the designated photographers' area at each end of the court.

All photographers and camera operators must stay at least four feet behind the baseline at all times. Photographers must remain seated and stationary at all times, except during quarter breaks and halftime.

Photographers are not allowed on the court at any time during the game.

No food or drink is allowed on the playing floor.

Photographers cannot photograph from vomitories or the escape lanes on either side of both baskets.

When placing tape on the court, photographers must receive authorization from a member of the Storm Public Relations Department.

## PHOTOGRAPHY IN THE LOCKER ROOM

No still photography is permitted in either team's locker room at any time.

## TV CREWS

Credential requests must be received by noon the day of the game. News crews are restricted to crowd interviews on KeyArena's main concourse only. Interviews are not allowed in the vomitories on any level of KeyArena.

News crews are not allowed on the Suite Level of KeyArena unless accompanied by a member of the Storm Public Relations Department. In order to enter a Suite, each news crew must have permission from the individual Suite holder to enter their respective Suite. Once permission is granted, the news crews must inform a member of the Storm Public Relations Department.

During game action, news crews must shoot crowd reaction from designated areas. Check with the Storm Public Relations Department for locations. No interviews will be allowed within the seating bowl once game action begins.

## INTERNATIONAL MEDIA

All international media (affiliations distributed outside of the U.S.) requests are handled by the NBA International PR Department. Any international media member interested in covering a Seattle Storm regular season game must first submit a request in writing to the WNBA/NBA. Please do not contact the Storm individually.

All credential requests must be received at least three business days prior to the first games requested.

Photo identification will be required when picking up confirmed credentials at the Storm Media Entrance.

Requests may be FAXED to the attention of:

NBA International

FAX: (212) 407-8044

Additional information on international media policies may be obtained by contacting the NBA International PR Department at (212) 407-8000.

# 2016 SEATTLE STORM SCHEDULE



<u>DATE</u>	<u>OPPONENT</u>	<u>TIME</u>	<u>TV</u>
<b>MAY</b>			
*Wednesday, 4	PHOENIX	11:30 a.m.	
*Sunday, 8	at Phoenix	3:00 p.m.	
Sunday, 15	at Los Angeles	2:00 p.m.	
Friday, 20	at Phoenix	7:00 p.m.	
Sunday, 22	MINNESOTA	4:00 p.m.	JOEtv
Thursday, 26	WASHINGTON	7:00 p.m.	JOEtv
Saturday, 28	CONNECTICUT	7:00 p.m.	JOEtv
<b>JUNE</b>			
Wednesday, 1	at Indiana	7:00 p.m.	
Friday, 3	PHOENIX	7:00 p.m.	JOEtv
Sunday, 5	NEW YORK	4:00 p.m.	JOEtv
Friday, 10	at Connecticut	7:00 p.m.	
Sunday, 12	at Indiana	6:00 p.m.	
Tuesday, 14	at San Antonio	7:00 p.m.	
Thursday, 16	at Dallas	7:30 p.m.	
Sunday, 19	MINNESOTA	4:00 p.m.	JOEtv
Friday, 24	CONNECTICUT	7:00 p.m.	JOEtv
Tuesday, 28	ATLANTA	7:00 p.m.	ESPN3
Thursday, 30	DALLAS	7:00 p.m.	ThisTV
<b>JULY</b>			
Tuesday, 5	at Atlanta	7:00 p.m.	
Wednesday, 6	at New York	7:00 p.m.	
Friday, 8	at San Antonio	7:00 p.m.	
Sunday, 10	INDIANA	4:00 p.m.	JOEtv
Friday, 15	WASHINGTON	7:00 p.m.	JOEtv
Sunday, 17	CHICAGO	4:00 p.m.	JOEtv
Wednesday, 20	SAN ANTONIO	12:00 p.m.	JOEtv
Friday, 22	at Minnesota	7:00 p.m.	
<b>OLYMPIC BREAK</b>			
<b>AUGUST</b>			
Friday, 26	LOS ANGELES	7:00 p.m.	JOEtv
Sunday, 28	at Minnesota	6:00 p.m.	ESPN2
Wednesday, 31	DALLAS	7:00 p.m.	JOEtv
<b>SEPTEMBER</b>			
Friday, 2	at Chicago	7:30 p.m.	
Sunday, 4	at Atlanta	6:00 p.m.	
Wednesday, 7	at New York	7:00 p.m.	
Friday, 9	at Washington	7:00 p.m.	
Sunday, 11	LOS ANGELES	4:00 p.m.	JOEtv
Thursday, 15	at Phoenix	7:00 p.m.	
Sunday, 18	CHICAGO	4:00 p.m.	JOEtv

\*Preseason game  
 All Times Local.  
 All Non-ESPN Games Live on WNBA Live Access.



## 2016-Present



On Jan. 4, 2016, the Storm announced the franchise was launching a re-branded color scheme, dropping all red and adding 'Thunder Gray.'

In tribute to the championship legacy of the Seattle Storm and its passionate fan base, the logo maintained its shape and primary graphic attributes. Further, a nod to professional basketball in Seattle, the primary colors of green and yellow remained at the foundation of the brand.



The Storm colors were updated to reflect our new era of Storm Basketball centered on youth and an entertaining brand of basketball by updating the former gold to lightning yellow and adding thunder gray as an accent color.

## 2000-2015



## 15th Anniversary Logo



## 10th Anniversary Logo







## 2016-Present



*Primary*



*Amplify*

## 2014-2015



*Home*



*Road*

## 2013



*Home*



*Road*

## 2010-2012



*Home*



*Road*

## 2007-2009



*Home*



*Road*

## 2003-2006



*Home*



*Road*

## 2000-2002



*Home*



*Road*

## STORM CARES & THE STORM FOUNDATION



The Seattle Storm has always had a strong commitment to the community. As a 501c(3) organization, the Seattle Storm Foundation builds on the Storm's culture of giving and supporting the community. The Foundation's mission is to team up with youth serving organizations and the community to equip young people with the skills, desire and confidence to pursue their full potential. The Storm Foundation's strength is its ability to leverage the Seattle Storm brand, network and expertise to drive significant impact for its partnering organizations and the community.



The Seattle Storm has launched 'Storm Cares' – a year-round community platform that is an overarching platform for all Storm engagement in the Puget Sound community. The scope of Storm Cares will continue to have a special emphasis on youth, health and wellness and female empowerment.

Storm Cares is comprised of six platforms; all of which are supported by work in the community and have unique in-game payoffs throughout the Storm season. Pride, the Storm's support of the LGBT community, places an emphasis on inclusion and diversity. Through the Storm's Go Green presented by Carter Subaru initiative, the organization is committed to joining the region's citizens and businesses to reduce their collective environmental footprint. Hoops for Heroes provides an avenue to honor and thank military service members and first responders, and their families, for the commitment and sacrifices they make in order to keep the community safe. The Breast Health Awareness game celebrates, honors and recognizes those who are affected by breast cancer. As part of the Storm's health and wellness initiative, the organization holds both week-long summer camps and single-day clinics for the Seattle youth basketball community. Youth Fitness Night, also presented by Group Health, will celebrate the importance of youth being active, and will also highlight sportsmanship award winners from clinics earlier in the summer.





ADMINISTRATION

President & General Manager.....	Alisha Valavanis
Sr. Vice President, Business Development.....	Shannon Burley
Sr. Vice President, Ticket Sales & Service.....	Kyle Waters
Vice President, Human Resources & Finance.....	Tricia McLean
Vice President, Partnerships.....	Nate Silverman
Executive Assistant & Office Manager.....	Erin McCaslin

BASKETBALL OPERATIONS

Head Coach .....	Jenny Boucek
Assistant Coach .....	Ryan Webb
Assistant Coach .....	Leah Drury
Advanced Scout .....	Emre Vatansever
Athletic Trainer .....	Tom Spencer
Sports Performance Coach .....	Blair Wagner
Sports Performance Coach .....	Emily Blurton
Sports Performance Consultant .....	Susan Borchart
Manager, Basketball Operations .....	Talisa Rhea
Manager, Video & Equipment .....	Erin McKinney

SWEDISH MEDICAL TEAM

Team Doctor .....	Dr. Adam Pourcho
Team Doctor .....	Dr. Jeff Cary
Chiropractor .....	Lew Estabrook

PUBLIC RELATIONS & COMMUNICATIONS

Manager, Public Relations.....	Kimberly Veale
Sr. Coordinator, Web Development.....	Jared Shurtliff
Assistant, Digital Communications .....	Justin Lester

BROADCASTING

Television Play by Play Announcer .....	Dick Fain
Television Color Analyst .....	Elise Woodwood
Producer .....	Jason Abram
Audio Engineer .....	Garry Greth

FINANCE

Manager, Accounting & Human Resources .....	Meg Lobasso
---	-------------

GAME OPERATIONS

Game Ops.....	3 Point Productions
Public Address .....	Matt Pittman
On-Court Emcee .....	Shellie Hart

MARKETING & BUSINESS OPERATIONS

Director, Research and Direct Marketing.....	Kris Kolehmain
Sr. Manager, Marketing.....	Kenny Dow
Sr. Manager, External Relations.....	Navreet Gill
Manager, Marketing & Merchandise .....	Alycia Chabot
Sr. Coordinator, Graphic Design.....	Celina Martin
Team Photographer.....	Neil Enns

PARTNERSHIPS

Manager, Partnerships.....	Jordan Louie
----------------------------	--------------

TICKET SALES & SERVICE

Sr. Manager, Season Ticket Sales.....	Meridian Mayer
Manager, Group Sales.....	Katie Reed
Manager, Ticket Technology & Operations.....	Daniel Cox
Manager, Inside Sales.....	Rebekah Hull
Coordinator, Membership Services.....	Kimber Behrends
Sr. Account Executive, Membership Services.....	Jaron Iwakami
Sr. Account Executive, Group Sales.....	Lorraine Chan
Executive, Membership Services.....	Robert Gage
Associate, Inside Sales.....	Emily Helander
Associate, Inside Sales.....	Ryan Kim
Associate, Group Sales.....	Harrison Bucher
Associate, Group Sales.....	Austin O'Regan
Associate, Group Sales.....	Kara Stranski



The Seattle Storm's ownership group, Force 10 Hoops LLC, is comprised of three Seattle businesswomen and civic leaders, all season ticket holders, who stepped forward to purchase the Storm in January 2008 so that the team would remain in Seattle. Their actions were driven by their shared commitment to the importance of giving back to the community and to the philosophy that women and girls should have the chance to compete at every level.

The group's announcement of intent to purchase the Storm was made on Jan. 8, 2008, and the purchase was approved by the WNBA Board of Governors on Feb. 28, making the Storm one of six independently owned franchises in the WNBA. Force 10 derives its name from the point on the Beaufort wind scale at which bad weather officially becomes a storm.

## Dawn Trudeau



As the chairperson for Force 10 Hoops and the president of the Seattle Storm Foundation, Dawn Trudeau is committed to giving back to her local community in order to assure that women and girls have the opportunity to compete at any level, whether in the classroom, in business, education or athletics.

Trudeau has spent more than 20 years in the software industry, including 14 years at Microsoft, where she led divisions in Database and Development tools as well as Consumer Products. In the next 15 years, she has helped emerging non-profits to develop the capacity to deliver their programs with maximum effectiveness.

Trudeau is a devoted member of numerous boards, including:

- Board of the Economic Opportunity Institute
- University of Washington Women's Center Advisory Board
- Board of Social Venture Partners International
- Microsoft Alumni Foundation Board

Trudeau focuses her energy on early learning and socio-economic justice programs that help provide equal opportunity for all people to develop economic security and personal success.

## Lisa Brummel

As the former senior vice president for Human Resources at Microsoft and a member of Microsoft's senior management team, Lisa Brummel managed her time between the Storm, business and various charitable ventures. For 10 years, she served as corporate vice president of Microsoft's Home & Retail Division. As head of this billion-dollar division, she was responsible for overseeing worldwide development and business strategy for Microsoft's line of consumer hardware and software.

During her athletic career at Yale University, Brummel was named to the Ivy League Women's Hall of Fame for Softball, received MVP honors on the All-Ivy teams for both basketball and softball, and held numerous university records. She was drafted to the Dallas Diamonds in the fourth round of the 1981 Women's Professional Basketball League (WBL) draft. Brummel is an active philanthropist for organizations associated with Hopelink community services, the University of Washington Medical Center and Yale University.



## Ginny Gilder



An experienced entrepreneur, Ginny Gilder has started several business and non-profit ventures, including Gilder Office for Growth, LLC, her family's investment office, which she heads as the CEO. She is also president of one of her family's philanthropic entities, which invests in projects throughout the world that seek to level the economic playing field and promote social justice. She established Washington Works, a local nonprofit dedicated to assisting welfare recipients obtain and retain livable-wage employment and served as the organization's first Executive Director. Gilder also has served on various non-profit boards, both locally and nationally, all focused on education or athletics.

Gilder earned four varsity letters as a rower at Yale University and was an All-Ivy Champion twice. During her freshman year, she helped usher in the post-Title IX era at Yale by participating in the now-famous Women's Crew Strip to protest the lack of equal facilities. Gilder represented the United States on four national rowing teams, including two Olympic teams. She was named to the U.S. team that boycotted the 1980 Moscow Olympic Games and in 1984 won a silver medal four years later at the Los Angeles Olympic Games. Gilder has since helped launch community rowing programs in Boston, Mass. and Derby, Conn. She received an NCAA Silver Anniversary Award for community service in 2004.

Ginny recently published a book, *Course Correction*, which recounts the physical and psychological barriers she overcame as she transformed into an elite athlete who reached the highest echelon of her sport.



## ALISHA VALAVANIS PRESIDENT & GENERAL MANAGER

Alisha Valavanis was promoted to president & general manager on Jan. 5, 2015. In this role, Valavanis oversees all business-related and basketball operations.

Valavanis comes to the Storm with a strong involvement in women's basketball, both as a former player and coach, uniquely blending with her experience in athletics business operations.

Valavanis, 39, joined the Storm from the University of California, Berkeley, where she was an Assistant Athletics Director of Development. With Cal, she oversaw annual giving, alumni relations and development operations. Valavanis was responsible for Cal's annual fundraising efforts, she oversaw the ticket-based donation program, established new courtside scholarship programs for both men's and women's basketball and drove comprehensive alumni engagement strategies.

Prior to her time at Cal, Valavanis spent one season, 2010-11, in group sales at the Golden State Warriors.

Valavanis' impressive coaching resume spans over two decades. She got her start in 2002 as the women's basketball head assistant coach at California State University, Chico. In her four years as an assistant coach, the program made four straight NCAA Tournament appearances, highlighted with a 2006 Final Four appearance. She then moved on to the University of the Pacific in 2006, joining the women's basketball program as an assistant coach. She was elevated to associate head coach prior to the 2008 season. Valavanis ran the defensive system, guard development, and led program marketing strategies and community relations.

A native of Valparaiso, Ind., Valavanis graduated from California State University, Chico, in 2000 with a B.A. in communications, focusing on public relations. She then earned her M.A. in physical education with an emphasis on athletic administration in 2004.

Lettering in women's basketball at Chico from 1995-99, Valavanis graduated as Chico's all-time three-point leading scorer. A two-year captain from 1997-99, Valavanis ended her playing career in 1999 with numerous conference and NCAA recognitions. Valavanis has a twin sister, Alexa, who played alongside Valavanis at Chico State. Both were recognized with the award of Outstanding Contributions to the University in 2001.





## SHANNON BURLEY SR. VICE PRESIDENT, BUSINESS OPERATIONS

For over 18 years, Shannon Burley has been involved in sports marketing. As the Vice President of Marketing with the Seattle Storm, Burley is responsible for overseeing all brand communication, social responsibility, database marketing, digital and social media, public relations and ticket sales.

Burley was the driving force behind a contract negotiation with BELO Corporation in May of 2013, resulting in the broadcast of every Storm home game on local television, making significant strides for the Storm and the WNBA.

Prior to joining the Storm, Burley was the Director of Marketing and Advertising at Joe's Sports and Outdoor. A member of the Joe's corporate team from 2002 to 2009, Burley oversaw the company's marketing and advertising efforts in addition to regionally growing the Joe's business through sports and community relations.

Burley speaks annually to the Seattle University Masters of Sports Administration and Leadership Program, is a board member of Central Washington University's Center for Sports Business and sits on the Seattle Sports Commission's Sports Star of the Year Awards' committee.

A collegiate soccer player, Burley graduated from Portland State in 2000 with a Bachelors of Science in communications studies. She went on to become the Assistant Athletic Director of Marketing, creating programs to enhance PSU's students-athletes' collegiate experience off the field by integrating them in to the community.

## KYLE WATERS SR. VICE PRESIDENT, TICKET SALES & SERVICE

Kyle Waters rejoined the Seattle Storm in January of 2014 as the vice president of ticket sales and service. Waters returns to the Storm after a previous seven-year stint, starting in June 2005 as a part-time sales associate and ending in February 2012 as the director of ticket sales & service.

Waters currently oversees all ticketing aspects of the Storm, including Season Ticket Holder benefits and retention, ticket sales promotions, group sales and ticket holder customer service.

Waters has an extensive background in tickets sales. Most recently, Waters was the general manager of ticket sales and service for Collegiate Consulting in the Purdue University Athletics Department. With Waters at the helm of the sales team in West Lafayette, Ind., the Purdue Football season ticket sales reached their highest mark since 2007, men's basketball attendance ranked in the top 25 nationally and women's basketball attendance ranked in the top 10 nationally and No. 1 in the Big Ten Conference. Waters' team also set new season ticket records in volleyball and baseball.

Throughout his first stint with the Storm from 2005-12, Waters was consistently among the top sellers in the WNBA and was managing the sales team when they achieved the Storm's largest revenue mark since becoming an independent team in 2008.

A native of Pleasanton, Calif., Waters earned a B.S. in sports business with an economics minor, graduating with honors from the University of Oregon in 2005.





### TRICIA MCLEAN SR. VICE PRESIDENT, FINANCE & HR

Tricia McLean is currently the VP of Finance & Human Resources for the Seattle Storm. Beginning with the Storm in 2008, her responsibilities include preparing financial reports for internal, state, federal and WNBA entities, overseeing payroll, forecasting and cash flow management, budget supervision and implementation, supervising accounting staff and creating and managing policies and procedures.

During her tenure with the Storm, she has facilitated the team transition to an independent franchise and assisted in their viability as a sustainable and profitable company.

Tricia is a Seattle native and holds a Bachelor of Science in Finance & Accounting. She has over 20 years of management level accounting and finance experience. Prior to working with the Storm, Tricia worked for the Sonics organization.

Hobbies include volunteering at Holy Rosary School where her children attended, and where she served in many capacities, including President of School Commission.



### NATE SILVERMAN VICE PRESIDENT, PARTNERSHIPS


Nate Silverman returned to the Storm in June 2014 as the Vice President of Partnerships.

During a seven-year hiatus from the NBA and WNBA, Silverman spent time at the Seattle Sports Commission, Sync Sports & Entertainment and most recently, Learfield Sports. With Learfield Sports, Silverman developed and sold multi-media assets as well as managed corporate partnerships on behalf of both San Diego State Athletics and more recently, the Mountain West Conference.

Prior to joining Learfield Sports, Silverman co-founded Sync Sports & Entertainment in 2008, a company that helped brands connect with consumer markets through sponsorships within sports and entertainment. Silverman spent most of 2007 and part of 2008 at the Seattle Sports Commission as a marketing and business development manager. His duties included overseeing all aspects internal and external event marketing as well as membership and sponsorship development.

Getting his start with the Seattle SuperSonics & Storm organization in 2004 as an inside sales associate, Silverman ended his first season as the No. 1 sales associate in 2004. He was then elevated in late 2004 to account executive, where he focused on Sonics premium seating, and became the No. 1 revenue-generating account executive in the organization.

Silverman graduated summa cum laude from Washington State University with a B.A. in sport management in 2003. He resides in Belltown and in his spare time, enjoys traveling, scuba diving and is an avid fan of UCONN, San Diego State and all Seattle sports teams (RIP Sonics).









## JENNY BOUCEK HEAD COACH

---

On January 20, 2015, Jenny Boucek was announced as the head coach of the Seattle Storm, the fourth head coach in the history of the franchise.

Boucek led the 2015 Storm team to a 10-24 record. In what was admittedly the start of a franchise rebuild, Boucek's roster featured three true rookies in Jewell Loyd, Kaleena Mosqueda-Lewis and Ramu Tokashiki. The team finished 5th in the West and did not qualify for playoffs, which led to the franchise securing the first pick in the 2016 WNBA Draft.

Boucek spent four seasons with the Storm under the leadership of Agler, rejoining the defending WNBA champions in 2010 as the Director of Player Development and Scouting. She was promoted to associate head coach prior to the start of the 2014 season.

Boucek has been involved in the WNBA since its inaugural season, suiting up for the Cleveland Rockers in 1997. Following a career-ending injury in 1998, she began her WNBA coaching career as an assistant with the Washington Mystics in 1999. She then spent three seasons, 2000-02, in the same capacity with the Miami Sol. Boucek enjoyed her first stint in Seattle on Anne Donovan's staff from 2003-05, a span which included the franchise's first WNBA Championship in 2004. Her first stop as a WNBA head coach came in Sacramento, leading the now-defunct Sacramento Monarchs to a 40-41 clip over two-plus seasons, spanning 2007-09.

Notably respected as one of the top coaches in the league, Boucek has spent much of her career as a student of the game. She served as an advanced scout with the Seattle SuperSonics, and more recently, had full access to Dallas Mavericks Head Coach Rick Carlisle's training camp in September and October of 2014. She was involved in all coaches meetings, film and practice sessions and player meetings.

Boucek also played in Iceland in 1998 and was voted the country's best player after averaging 23 points, seven rebounds and six assists. She returned to Cleveland for the 1998 season but was forced to retire due to a career-ending back injury.

A four-year starter at the University of Virginia (1992-96), Boucek helped lead the Cavaliers to four regular-season ACC Championships and three NCAA Elite Eight appearances. She was a two-time GTE Academic All-American team member and two-time ACC selection. Boucek twice earned team Defensive Player of the Year honors and finished her career at Virginia as a member of the 1,000-point club. She also competed in the U.S. Olympic Festival in 1993.





## JENNY BOUCEK BY THE NUMBERS

### WNBA Head Coaching Record

Season	Team	Record	Pct.	Playoffs	Pct.
2007	SAC	19-15	.559	1-2	.333
2008	SAC	18-16	.529	1-2	.333
2009	SAC	3-10	.230	DNQ	---
2015	SEA	10-24	.294	DNQ	---
<b>WNBA TOTALS</b>		<b>50-65</b>	<b>.434</b>	<b>2-6</b>	<b>.333</b>

### WNBA Assistant Coaching Record

Season	Team	Record	Pct.	Playoffs	Pct.
1999	WAS	12-20	.375	DNQ	---
2000	MIA	13-19	.406	DNQ	---
2001	MIA	20-12	.625	1-2	.333
2002	MIA	15-17	.469	DNQ	---
2003	SEA	18-16	.529	DNQ	---
2004	SEA	18-16	.529	6-2 *	.750
2005	SEA	20-14	.588	1-2	.333
2007	SAC	19-15	.559	2-1	.666
2008	SAC	18-16	.529	2-1	.666
2009	SAC	3-10	.231	DNQ	---
2010	SEA	28-6	.824	7-0 *	1.000
2011	SEA	21-13	.636	1-2	.333
2012	SEA	16-18	.471	1-2	.333
2013	SEA	17-17	.500	0-2	.000
2014	SEA	12-22	.353	DNQ	---
<b>WNBA TOTALS</b>		<b>210-190</b>	<b>.525</b>	<b>17-12</b>	<b>.586</b>





## RYAN WEBB ASSISTANT COACH

---

2016 marks Ryan Webb's second season as an assistant coach with the Seattle Storm, and his 14th with the franchise. In his first season on the sideline in 2015, Webb's primary focus was player development. He worked extensively with guards Jenna O'Hea, Jewell Loyd and Kaleena Mosqueda-Lewis. [ADD MORE INFO HERE.](#)

In addition to his duties with the Seattle Storm, Webb is involved with Point Guard College, a country-wide basketball program aiming at developing premier-level middle and high school athletes who aspire to compete at the collegiate and professional level of the game. (Do you want to enter anything here about player development, motivational speaking, etc?)



Webb, 31, spent the 2014 Storm season as the team's player development coach on Brian Agler's staff. His responsibilities included pre-practice and off-day one on one workouts, coordination with the strength and conditioning coach on implementation of creative drills and providing assistance with scouting reports.

From 2003-13, Webb was a constant at Storm practices, working his way up as a veteran practice player, and was named 'head practice player' during the 2013 season. He was in charge of ensuring the male practice player team was prepared to run scout offenses and defenses. Additionally, he worked as a coaching intern during the 2012 season, assisting former Storm head coach Brian Agler and then-assistant coaches Jenny Boucek and Nancy Darsch.

Working with Seattle-based Friends of Hoop from 2012-14, Webb oversaw player development trainings and coached various age group teams. He spent 2010-12 at A-Plus Youth Program as a life-coach, helping youth advance in the classroom and on the basketball court.

Webb's high school coaching experience ranges from 2010-14, with stops at Lakeside High School for two seasons as the men's basketball varsity assistant and at his alma mater, Mountlake Terrace, from 2013-14 as the men's basketball head junior varsity coach and assistant varsity coach.

As a DI player at Seattle University from 2002-07, Webb was named the 2007 Athlete of the Year following a 20-9 season and a league championship. A 2002 graduate of Mountlake Terrace High School, Webb resides in Seattle with his five-year old son, Myles.



## LEAH DRURY ASSISTANT COACH

---

On Nov. 4, 2015, Leah Drury was introduced as an assistant coach with the Seattle Storm, entering her first season on the sideline and second with the franchise. Her duties include assisting with player and team development and all aspects of game preparation.

Drury served as the manager of video & equipment during the 2015 season, and her duties included video exchange, film breakdown and overseeing all equipment distribution. In addition, she assisted with pregame scouts and preparation, and was the primary clinic coach for all Storm youth basketball clinics that the franchise ran throughout the season for local Seattle kids.

Prior to her time with the Storm, Drury served as the women's basketball head coach at Pensacola State from 2012-14, where she compiled an overall record of 22-34. She served as an assistant at Pensacola State from 2009-10.

As an assistant coach at Alabama from 2010-2012, Drury's primary focus was on the development of the team's guards and game scouts, and other day-to-day functions included acting as a departmental liaison with the athletic department, overseeing team academics, recruiting, alumni relations and summer camps.

Drury served as a graduate assistant for two seasons, 2007-2009, at Alabama. Her primary responsibilities included editing game and practice film and film exchange. As a student-athlete, Drury went from being a walk-on to earning a scholarship and a starting role throughout much of her final two seasons. She led the team in assists as a junior, and was named team captain for her final two seasons with the program.

An active member in the community, Drury was named to the SEC's Community Service team as a senior. She graduated with a bachelor's degree from the Capstone in December of 2006 where she majored in sports and fitness management. Drury then earned her master's from Alabama in May of 2009 with a degree in sport management.





### EMRE VATENSEVER ADVANCED SCOUT

---

Currently in his second year as an advanced scout with the Seattle Storm, Emre Vatansever has spent the majority of his career coaching women's basketball in Turkey.


Vatansever graduated from Marmara University in Istanbul with a bachelor's degree in Physical Education and a Coaching Master's in basketball. For five years, Vatansever served as the Migros U-14 head women's basketball coach in the Turkish national league before moving to Euroleague's Galatasaray senior women's basketball team as assistant coach.

In his seven years with the Turkish national team, Vatansever helped lead the women's team to countless titles including, 2009 Eurocup Champion; 2009, 2012 Turkish President Cup Winner; Turkish Cup Winner for five consecutive years (2010-2014); 2011, 2014 Turkish Regular Season Champion; 2014 Turkish Basketball Champion; and 2014 Euroleague Champion.

Vatansever has also coached several prominent WNBA players, Diana Taurasi, Tamika Catchings, Lindsay Whalen, Sylvia Fowles, Tina Charles, Sophia Young, Shavonte Zellous and Katie Douglas. Vatansever's vast experience coaching in Turkey and his commitment to player and team development has made an impression on many of his colleagues and players.

"[Vatansever's] willingness to be in the gym and to work with players at any time was a sign of his commitment to a player's success," said Indiana Fever forward, Tamika Catchings. "He also provided in depth and useful scouting edits that prepared us well for our opponents. His knowledge, dedication and willingness to put in work was vital to the team's success."

Vatansever brings a European basketball perspective to the Storm, providing a different viewpoint in playing style and strategy.





## DR. ADAM POURCHO TEAM DOCTOR

Dr. Pourcho is in his first year as the head team physician, and specializes in the treatment and prevention of sports and musculoskeletal related injuries and tendinopathies. His philosophy of patient care focuses on the needs of the patient. He was voted a top doctor in sports medicine by SeattleMet Magazine by his peers in 2015. Dr. Pourcho enjoys spending time with friends and family, hiking, camping, working out, traveling, and sports of any kind.


Dr. Pourcho is board certified in Sports Medicine, Physical Medicine & rehabilitation, musculoskeletal ultrasound, osteopathy, and athletic training. He joined Swedish from Mayo clinic in 2014 and is located at the Swedish Cherry Hill campus in Seattle and has a Bellevue clinic.



## TOM SPENCER ATHLETIC TRAINER

Tom Spencer, in his ninth season as the head athletic trainer for the Seattle Storm, graduated from Central Washington University in 1990 with a degree in individualized studies: Sports Medicine and Adaptive Physical Education.

Spencer worked for the Milwaukee Brewers organization for one summer as the Head Athletic Trainer for the minor league Peoria Brewers of the Arizona summer league in 1988. From 1989-1999, Spencer worked for the Cincinnati Reds as a Head Minor League Athletic Trainer. More recently, Spencer went back to school to become a Physical Therapist Assistant in 2002 and works for Peak Sports and Spine Physical Therapy.



## BLAIR WAGNER SPORTS PERFORMANCE COACH

2016 marks Blair Wagner's first season as the strength and conditioning coach with the Seattle Storm. Wagner also serves as an assistant strength and conditioning coach at the University of Washington. At UW, Wagner works with the softball, women's tennis and track and field programs. Prior to returning to collegiate athletics, he served as a human performance specialist with the 1st Special Forces Group, Green Beret Soldiers at Joint Base Lewis McChord from 2013 to 2014. Before relocating to the Pacific Northwest, Wagner committed four years to Eastern Michigan University, three of which he served as Head Sports Performance coach. He was directly responsible for the football, women's basketball and women's golf programs while overseeing the other 18 teams at EMU. An assistant strength and conditioning coach at The Citadel from 2007 to 2010, Wagner worked directly with the men's basketball and wrestling programs while assisting with the Bulldogs' football and baseball teams. In October 2007, Wagner had the privilege of assisting with the training of the NBA's New York Knicks during their preseason camp. Wagner attended the University of Wyoming and obtained his bachelor's degree in Kinesiology and Health Promotion. Wagner holds certifications from the Collegiate Strength and Conditioning Coaches Association, National Strength and Conditioning Association, USA Weightlifting, National Academy of Sports Medicine, International Youth Conditioning Association and Precision Nutrition.



## SUSAN BORCHARDT SPORTS PERFORMANCE CONSULTANT

2016 marks Susan Borchardt's fourth season with the Seattle Storm. Prior to Seattle, Borchardt was at Stanford University from 2011-12 as the team's intercollegiate athletic development specialist. She was responsible for all aspects of the players' performance enhancement.

Borchardt played for the Cardinal Women's Basketball program from 2000-05, helping lead the team to four NCAA Tournament appearances and a pair of regional final berths (2004-05).

Borchardt holds several certifications: Certified Strength and Conditioning Specialist (NSCA-CSCS), Performance Enhancement Specialist (NASM-PES) and Specialist in Performance Nutrition (ISSA-SPN).






## TALISA RHEA MANAGER, BASKETBALL OPERATIONS

2016 marks Talisa Rhea's first season as the Storm's manager of basketball operations. Her duties include overseeing all player and staff personnel matters, acting as the primary contact for all team travel needs, assisting the Storm general manager and overseeing the film exchange. She spent the 2015 campaign as an intern with the basketball operations department.

Following her undergraduate career, Rhea played professionally in Poland for one season, August 2012 through March 2013, with Centrum Wzgorze Poland. She then returned to the U.S. and enrolled at the University of Illinois, earning her Masters of Sport Management in December of 2016.

Rhea graduated from Seattle U in 2012, where she was a captain of the women's basketball team her senior year. That same season, she led the team in scoring, and graduated with a B.A. in sport and exercise science. She played her first three collegiate seasons at Oregon State before transferring to Seattle.



## ERIN MCKINNEY MANAGER, VIDEO & EQUIPMENT



## 2016 SEATTLE STORM ALPHABETICAL ROSTER

NO.	NAME	POS.	HT.	WT.	DOB	PREVIOUS	YEARS
0	Tiffany Bias	G	5-8	133	5/22/92	Oklahoma St.	2
10	Sue Bird	G	5-9	150	10/16/80	Connecticut	14
5	Abby Bishop	F	6-3	180	11/29/88	Australia	2
32	Alysha Clark	F	5-11	167	7/07/87	MTSU	4
11	Blake Dietrick	G	5-10	150	7/19/93	Princeton	R
21	Lexi Eaton Rydalch	G	5-10	150	6/4/93	BYU	R
2	Nneka Enemkpali	F	6-1	170	10/8/92	Texas	R
9	Markeisha Gatling	C	6-5	195	7/14/92	NC State	2
3	Angel Goodrich	G	5-4	145	2/24/90	Kansas	3
13	Quanitra Hollingsworth	C	6-5	200	11/15/88	VCU	5
1	Crystal Langhorne	F	6-2	185	10/27/86	Maryland	8
24	Jewell Loyd	G	5-10	148	10/5/93	Notre Dame	1
12	Laurin Mincy	G	6-0	170	3/3/92	Maryland	R
23	Kaleena Mosqueda-Lewis	F	5-11	180	11/3/93	Connecticut	1
4	Jenna O'Hea	F	6-1	174	6/6/87	Australia	5
30	Breanna Stewart	F	6-4	170	8/27/94	Connecticut	R
34	Krystal Thomas	C	6-5	195	6/10/89	Duke	4
7	Ramu Tokashiki	F	6-3	176	6/11/91	Japan	1
0	Davellyn Whyte	G	5-11	165	5/14/91	Arizona	2
22	Monica Wright	G	5-10	182	7/15/88	Virginia	6

## 2016 SEATTLE STORM NUMERICAL ROSTER

NO.	NAME	POS.	HT.	WT.	DOB	PREVIOUS	YEARS
0	Davellyn Whyte	G	5-11	165	5/14/91	Arizona	2
0	Tiffany Bias	G	5-8	133	5/22/92	Oklahoma St.	2
1	Crystal Langhorne	F	6-2	185	10/27/86	Maryland	8
2	Nneka Enemkpali	F	6-1	170	10/8/92	Texas	R
3	Angel Goodrich	G	5-4	145	2/24/90	Kansas	3
4	Jenna O'Hea	F	6-1	174	6/6/87	Australia	5
5	Abby Bishop	F	6-3	180	11/29/88	Australia	2
7	Ramu Tokashiki	F	6-3	176	6/11/91	Japan	1
9	Markeisha Gatling	C	6-5	195	7/14/92	NC State	2
10	Sue Bird	G	5-9	150	10/16/80	Connecticut	14
11	Blake Dietrick	G	5-10	150	7/19/93	Princeton	R
12	Laurin Mincy	G	6-0	170	3/3/92	Maryland	R
13	Quanitra Hollingsworth	C	6-5	200	11/15/88	VCU	5
21	Lexi Eaton Rydalch	G	5-10	150	6/4/93	BYU	R
22	Monica Wright	G	5-10	182	7/15/88	Virginia	6
23	Kaleena Mosqueda-Lewis	F	5-11	180	11/3/93	Connecticut	1
24	Jewell Loyd	G	5-10	148	10/5/93	Notre Dame	1
30	Breanna Stewart	F	6-4	170	8/27/94	Connecticut	R
32	Alysha Clark	F	5-11	167	7/07/87	MTSU	4
34	Krystal Thomas	C	6-5	195	6/10/89	Duke	4



## ROSTER BY COLLEGE

### Arizona

Davellyn Whyte (2012)

### Australia

Abby Bishop

Jenna O'Hea

### BYU

Lexi Eaton Rydalch (2016)

### Connecticut

Sue Bird (2002)

Kaleena Mosqueda-Lewis (2015)

Breanna Stewart (2016)

### Duke

Krystal Thomas (2011)

### Japan

Ramu Tokashiki

### Kansas

Angel Goodrich (2013)

### Maryland

Crystal Langhorne (2008)

Laurin Mincy (2015)

### Middle Tennessee State

Alysha Clark (2010)

### NC State

Markeisha Gatling (2014)

### Notre Dame

Jewell Loyd (2015)

### Oklahoma State

Tiffany Bias (2014)

### Texas

Nneka Enemkpali (2015)

### Princeton

Blake Dietrick (2015)

### Virginia

Monica Wright (2010)

### Virginia Commonwealth Univ.

Quanitra Hollingsworth (2009)

## HOW THE STORM WAS BUILT

### **DRAFT**

Sue Bird (1st pick, 2002)

Jewell Loyd (1st pick, 2015)

Kaleena Mosqueda-Lewis (3rd pick, 2015)

Nneka Enemkpali (26th pick, 2015)

Breanna Stewart (1st pick, 2016)

Lexi Eaton Rydalch (26th pick, 2016)

### **FREE AGENCY**

Alysha Clark (5/23/12)

Abby Bishop (2/20/15)

Ramu Tokashiki (4/7/15)

Markeisha Gatling (6/6/15)

Angel Goodrich (6/6/15)

Blake Dietrick (2/18/16)

Laurin Mincy (3/2/16)

Davellyn Whyte (3/2/16)

Krystal Thomas (4/6/16)

Tiffany Bias (5/10/16)

### **TRADE**

Crystal Langhorne (from WAS, 4/14/14)

Jenna O'Hea (from LA, 4/1/14)

Quanitra Hollingsworth (from WAS, 2/23/15)

Monica Wright (from MIN, 7/20/15)

## ROSTER BY HEIGHT

### 5-8

Tiffany Bias

### 5-9

Angel Goodrich

### 5-9

Sue Bird

### 5-10

Blake Dietrick

Lexi Eaton Rydalch

Jewell Loyd

Monica Wright

### 5-11

Alysha Clark

Kaleena Mosqueda-Lewis

Davellyn Whyte

### 6-0

Laurin Mincy

### 6-1

Nneka Enemkpali

Jenna O'Hea

### 6-2

Crystal Langhorne

### 6-3

Abby Bishop

Ramu Tokashiki

### 6-4

Breanna Stewart

### 6-5

Markeisha Gatling

Quanitra Hollingsworth

Krystal Thomas



HEIGHT: 5-9  
 WEIGHT: 150  
 BIRTHDATE: Oct. 16, 1980  
 BIRTHPLACE: Syosset, NY  
 HOMETOWN: Syosset, NY  
 COLLEGE: Connecticut  
 HIGH SCHOOL: Christ the King (NY)  
 WNBA EXPERIENCE: 14 Seasons  
 DRAFTED BY: Seattle, 2002, First Round (#1)  
 TWITTER HANDLE: @S10Bird

### CAREER HIGHLIGHTS:

- Two-time WNBA Champion (2004, 2010)
- Nine-time WNBA All-Star (2002, 2003, 2005, 2006, 2007, 2009, 2011, 2014, 2015)
- Four-time WNBA All-First Team (2002, 2003, 2004, 2005)
- Three-time WNBA All-Second team (2008, 2010, 2011)
- Three-time Olympic gold medalist with USAB (2004, 2008, 2012)
- Three-time FIBA World Championship gold medalist with USAB (2002, 2010, 2014) & one bronze medal (2006)
- 2011 WNBA Kim Perrot Sportsmanship Award (Shared with Ruth Riley)
- Named one of the 15 greatest players in WNBA history at the league's 15th anniversary celebration in 2011
- WNBA All-Decade Team (2006)
- Scored her 5,000th career point on 8/2 at New York, in front of friends and family, becoming the first player in WNBA history to score 5,000 career points and record 2,000 assists
- Two-time WNBA assist leader (2005, 2009)
- No. 1 overall pick in 2002 WNBA Draft (Seattle)
- Second-leading vote-getter in 2002 WNBA Rookie of the Year voting
- 2002 Sportswomen of the Year
- Sixth player to win an NCAA Championship, a WNBA Championship, and an Olympic gold medal.
- Won a national high-school championship at Christ the King High School, a Euroleague title, and Russian Superleague title
- Two-time NCAA Champion at UConn (2000, 2002)

### 2015 HIGHLIGHTS WITH SEATTLE:

- Scored her 5,000th career point on 8/2/15 at New York, in front of friends and family, becoming the first player in WNBA history to score 5,000 career points and record 2,000 assists
- Dished out 8 assists on 6/21/15 against Phoenix
- Scored a season-high 16 points and grabbed a then-season-high 4 rebounds on 6/25 against Minnesota
- Grabbed a season-high 5 rebounds at San Antonio, 6/27/15
- Topped her season-high with 17 points on 6/30/15 against Tulsa
- Set a season high 12 assists on 7/18/15 against Atlanta
- Topped her previous season-high of 12 with 13 assists at San Antonio on 8/8, one shy of her career-high
- Led the team in assists 20 times while playing in 27 games in the season
- Led the team in scoring six times, steals eight times and blocks twice
- Finished second in the WNBA in assists per game (5.4)

### 2014 HIGHLIGHTS WITH SEATTLE:

- Surpassed the 2,000 career assist mark on 6/19 against the San Antonio Stars
- Achieved 1,000 career rebounds on 6/29 at Minnesota, becoming the first player in league history to record 2,000 assists, 1,000 rebounds and 4,000 points
- Scored a team-high 23 points in the team's win at vs. Washington
- Dished out a season-high 10 assists on 6/6 vs Minnesota, leading Seattle to the 65-62 win, snapping the Lynx 7-0 start to the 2014 campaign
- Recorded 18 double-digit scoring games



- Missed her only game of the season vs. New York on 7/24 due to neck soreness

### 2013 HIGHLIGHTS WITH SEATTLE:

- Sat out entire season recovering from knee surgery

### 2012 HIGHLIGHTS WITH SEATTLE:

- Scored a game high 27 points June 1 in the Storm's first win of the season against Tulsa
- Had a nine assists against the Lynx on May 27
- No. 2 in the WNBA in assists per game (5.3)
- Has 17 double digit scoring games
- Dished out a season high 10 assists at Chicago
- Led all scorers with 21 points against Tulsa (6/15) and again versus Minnesota (6/17), dropping 20 points in back-to-back games for the first time since 2009
- Scored a game high 25 points at Washington (6/26)
- On Sue Bird Bobble Head Night (7/8), the Storm point guard filled it up with a season high 31 points
- Recorded the Storm's second double-double of the season Aug. 26 versus New York, dishing out 10 assists and scoring 18 points
- After the Olympic Break, scored in double figures in seven of 11 games...Led the team in ppg (12.2), apg (5.3) and mpg (31.0)

### 2011 HIGHLIGHTS WITH SEATTLE:

- Recorded her 19th career double-double in the season opener with 13 points and 10 assists
- Named Western Conference Player of the Week for games played July 5-10, fourth career award
- Scored a game-high 21 points on 7-of-9 from the field along with five assists in the team's 78-61 loss at Indiana, July 5
- Named a starter in the 2011 All-Star game, Bird's seventh appearance as a starter
- Scored a season-high 29 points on July 29 at Tulsa, including a perfect 10-for-10 from the free throw line
- Added to her career highlight reel when she hit the game-winning three-pointer with 0.4 seconds on the clock at home against Connecticut, Aug. 5
- Bird scored her 4,000th career point Aug. 23 vs. San Antonio at the free throw line with 19.4 seconds left in the first quarter
- 16th player in WNBA history to reach 4,000 points and the first ever with 4,000 points and 1,500 assists hit the game-winning free throws with 1.6 seconds left at home against L.A., Aug. 28
- Added a season-high seven rebounds and also had five steals in that game, the most by a Storm player this season

### 2010 HIGHLIGHTS WITH SEATTLE:

- Led Seattle to the 2010 WNBA Championship, the first team in league history to record an undefeated slate at home in the regular season and to post a 7-0 run to the title.
- Led the league in assists per turnover
- Became the second player in WNBA history to reach 1,500 career-assist milestone on June 20
- Started for the USA Basketball team in the 2010 WNBA vs. USA Basketball: The Stars at the Sun
- Finished eighth in MVP voting
- Finished 10th in Kim Perrot Sportsmanship Award voting
- Scored a season-high 22 points on June 5 at Los Angeles and June 18 at New York
- Finished the season ranked second in assists per game
- Posted 3 point/assist double-doubles

### 2009 HIGHLIGHTS WITH SEATTLE:

- Chosen by Storm Fans to the Storm All-Decade Team as part of the Seattle Storm's 10th Anniversary
- Won the 2009 WNBA Peak Performer Award for leading the league in assists
- Voted as a starter to the WNBA All-Star Game for the sixth time in her career
- Named WNBA Western Conference Player of the Week twice (Aug. 24-30 and July 20-26)
- Reached the 3,000 career-point milestone at Sacramento on Friday, July 17, 2009
- Finished the season ranked first in minutes per game (35.5)
- Started in all 31 games played
- Missed the last three games of the regular season due to a sore neck



### 2008 HIGHLIGHTS WITH SEATTLE:

- Finished third in WNBA MVP voting
- Named to All-WNBA Second Team, her first All-WNBA honors since the 2005 season
- Finished the season ranked second in the WNBA in total assists (169) and third in assists per game (5.1 apg)
- Finished first on team in points (465) and assists (169)
- Posted her only double-double of the season with 12 points and 11 assists vs. Minnesota on 7/5
- Helped Storm finish 8-5 over the last 13 games to clinch second place in the Western Conference without Lauren Jackson

### 2007 HIGHLIGHTS WITH SEATTLE:

- Finished the season ranked third in the WNBA in assists (4.9 apg) and tied for 12th in steals (1.48)
- Underwent successful arthroscopic surgery on her left knee on July 6 and missed five games (July 6-17), with the Storm going 2-3 over that span
- Named to her fifth WNBA All-Star Team but did not play due to injury
- Scored a season-high 25 points on 10-of-15 shooting (5-of-7 from three) at Minnesota on June 22
- Grabbed her 500th career rebound at Los Angeles on June 24
- Recorded her 1,000th career assist vs. New York on July 1, becoming the youngest player in league history to reach the milestone
- Made her 300th career three-pointer at Connecticut on July 20

### 2006 HIGHLIGHTS WITH SEATTLE:

- Finished the season ranked third in the WNBA in assists and seventh in steals (1.79 spg)
- Swiped a career-high and franchise-record seven steals in the season opener vs. Los Angeles on May 21
- Grabbed a career-high five offensive rebounds vs. Phoenix on June 2
- Swiped her 200th career steal at Connecticut on June 9
- Named to the WNBA's All-Decade Team on June 13
- Handed out a career-high and franchise-record 14 assists vs. Minnesota on July
- Made 4th WNBA All-Star appearance on July 12, tallying nine points and three assists in 19 minutes
- Tallied her 2,000th career point at Minnesota on Aug. 1
- Set a WNBA record for three-pointers in a half with six in the opening 20 minutes at Detroit on Aug. 8

### 2005 HIGHLIGHTS WITH SEATTLE:

- Named to her third WNBA All-Star Team and her fourth consecutive All-WNBA First Team
- Missed four games with fractured right nasal and orbital bones suffered on June 7 at Connecticut
- Led the WNBA in assists per game (5.9) for the first time in her career
- Ranked fourth in three-point percentage (.437), fourth in assist-to-turnover ratio (2.02) and sixth in free-throw percentage (.855)
- Dished out her 700th career assist vs. Detroit on July 23...Hit her 200th career three-pointer vs. Los Angeles on July 31

### 2004 HIGHLIGHTS WITH SEATTLE:

- Named All-WNBA first team for her third straight season
- Finished second in the WNBA in assists and fourth in three-point field-goal percentage (.438)
- Scored her 1,000th career point vs. Houston on June 22
- Started her 100th consecutive game for the Storm in the season finale on Sept. 18
- Converted the game-winning layup with two seconds left in overtime against Washington on July 17
- Suffered a broken nose in playoffs

### 2003 HIGHLIGHTS WITH SEATTLE:

- Started all 34 games; has started 66 consecutive games since being drafted first overall in the 2002 WNBA Draft
- Named All-WNBA first team for the second straight seasons
- Voted as a starter by fans for the Western Conference Team at the fifth annual WNBA All-Star Game and scored 11 points and grabbed four rebounds
- Ranked second in the WNBA in assists with 6.5 apg
- Led the Storm in minutes played, assists, three-point field goals, free throw percentage and steals
- Scored a season-high 27 points at Los Angeles on July 5



- Grabbed a career-high eight rebounds vs. Houston on July 5
- Handed out a career-high-tying 12 assists at Los Angeles on June 19 and at Cleveland on June 27
- Recorded a WNBA-record seven double-doubles in points and assists
- Handed out 10 or more assists in eight games this season, tying for the second-highest total in WNBA history
- Became the fifth player in WNBA history to score 20 or more points and hand out 10 or more assists in a game with 21 points and 10 assists vs. Washington on July 3
- Became the third player in WNBA history to amass more than 200 assists in a season (221), joining Ticha Penicheiro and Teresa Weatherspoon

### 2002 HIGHLIGHTS WITH SEATTLE:

- Was the only Storm player to start all 32 games
- Already ranked as the Storm's all-time assists leader (191)
- Was named All-WNBA First Team, joining Indiana's Tamika Catchings as the first rookies in league history to attain that distinction
- Was the runner-up to Catchings for the 2002 WNBA Rookie of the Year award
- Named as a starter for the Western Conference at the WNBA All-Star Game in Washington after leading all guards in fan voting
- Handed out a WNBA-All-Star-record eight assists to help lead the West to an 81-76 victory over the East
- Led the Storm in minutes, three-point field goals, assists and steals
- Scored a season-high and then-franchise-record 33 points vs. Portland on Aug. 9
- Handed out a career-high and franchised-record 12 assists at Cleveland on July 5

Recorded three double-doubles (16 points and 12 assists at Cleveland on 7/5, 10 points and 11 assists at Orlando on 7/25 and 17 points and 10 assists at Los Angeles on 8/1)

- Ranked second in assists (6.0 apg), eighth in steals (1.7 spg), first in free-throw percentage (.911), ninth in three-point percentage (.401) and eighth in minutes per game (35.0 mpg)
- Among rookies, ranked third in points per game, first in assists per game, second in three-point percentage, ninth in field-goal percentage (.403), first in free-throw percentage, second in steals per game and second in minutes per game

### OVERSEAS COMPETITION:

- 2013-14: Ekaterinburg, Russia
- 2012-13: Ekaterinburg, Russia
- 2011-12: Ekaterinburg, Russia
- 2010-11: Sparta&K, Russia
- 2009-10: Sparta&K, Russia
- 2008-09: Sparta&K, Russia
- 2007-08: Sparta&K, Russia
- 2006-07: Sparta&K, Russia
- 2005-06: Dynamo Moscow, Russia
- 2004-05: Dynamo Moscow, Russia

### COLLEGE HIGHLIGHTS:

- A member of the NCAA Division I Champion Connecticut Huskies in 2000 and 2002
- Selected as a two-time All-American
- Recipient of the Wade Trophy in 2002 and named the 2002 Associated Press and Naismith Player of the Year
- Won the 2002 Honda Award for Women's Basketball
- Received the first-annual Senior CLASS Award given to the nation's most outstanding senior basketball player
- Selected three times as winner of the Conseco/Nancy Lieberman-Cline National Point Guard of the Year Award
- Ranks as UConn's all-time leader in three-point field-goal percentage (.459) and free-throw percentage (.892)
- Became one of only two players at UConn to amass more than 1,000 points, 500 assists and 200 steals in her career (Jennifer Rizzotti)
- Named as a 2002 Kodak All-American, 2002 Associated Press First Team All-American and 2002 NCAA Final Four All-Tournament Team selection
- Selected as Big East Player of the Year, First Team All-Big East and Big East All-Tournament in 2002
- Started in all 39 games in the 2001-02 season and registered the UConn school record for most assists in a season (231)
- Led the nation in free-throw percentage (.942) in 2001-02



**USA BASKETBALL HIGHLIGHTS:**

- With her selection to the 2014 FIBA World Championship team, Bird became the only U.S. Athlete in history to roster in four different World Championship competitions (2002, 2006, 2010, 2014)
- Won a Gold Medal in the 2004, 2008 and 2012 Olympic Games; 2002, 2010 and 2014 FIBA World Championships, 2009 UMMC Ekaterinburg International Invitational, 2008 FIBA Diamond Ball Tournament, 2007 Americas Championship, 2002 Opals World Challenge and the 2000 R. Williams Jones Cup
- Won a Silver Medal at the 2007 FIBA League Tournament
- Won a Bronze Medal in the 2006 FIBA World Championships
- One of eight players to have earned an NCAA title, WNBA title and Olympic Gold Medal. (Swin Cash, Cynthia Cooper, Maya Moore, Ruth Riley, Sheryl Swoopes, Diana Taurasi and Kara Walters).
- Finished the 2006 FIBA World Championship as the tournament's assist leader
- Dished out 26 assists at the 2010 World Championship, which ranks fifth among all-time USA single World Competition leaders; ranks third among all-time USA career assist leaders with 70 assists (2.8 apg), over three FIBA World Championships

**PERSONAL:**

- Raised in Syosett, New York
- Attended Christ the King H.S. (New York) where she won two state titles and was the MVP of the 1998 state tournament
- Earned a degree in communication science at Connecticut
- Wears number 10 on her jersey because she and her sister Jennifer were both born in October (the 10th month)
- Considers her greatest collegiate basketball memory to be hitting the game-winning shot in the Big East Championship her junior year in college
- Named the Best Female College Athlete of the Year at the 10th Annual ESPY Awards on 7/10/02
- Chosen as Team Sportswoman of the Year by The Women's Sports Foundation on 10/21/02
- Selected as the Female Sports Star of the Year by the Seattle Post-Intelligencer at the 68th Annual Sports Star of the Year Awards Banquet in Seattle on 1/27/03

**CAREER HIGHS:**

Points: 33 vs. Portland 8/9/2002	OR: 5 vs. Phoenix 6/2/2006
FGM: 11 vs. Los Angeles 7/5/2003	DR: 8 @ Indiana 6/11/2006
FGA: 23 2 times	TR: 8 6 times
3FGM: 7 vs. Los Angeles 7/22/2009	AST: 14 vs. Minnesota 7/1/2006
3FGA: 14 vs. Los Angeles 7/22/2009	STL: 7 vs. Los Angeles 5/21/2006
FTM: 11 2 times	BLK: 2 3 times
FTA: 12 2 times	MIN: 50 @ Phoenix 7/14/2010

**CAREER REGULAR SEASON AVERAGES**

YEAR	TEAM	G	GS	MPG	FG%	3P%	FT%	OFF	DEF	RPG	APG	SPG	BPG	TO	PF	PPG
2002	SEA	32	32	35.0	0.403	0.401	0.911	0.5	2.1	2.6	6.0	1.7	0.1	3.41	1.50	14.4
2003	SEA	34	34	33.4	0.421	0.350	0.884	0.6	2.7	3.3	6.5	1.4	0.0	3.24	1.38	12.4
2004	SEA	34	34	33.4	0.463	0.438	0.859	0.6	2.5	3.1	5.4	1.5	0.2	2.56	1.41	12.9
2005	SEA	30	30	34.0	0.442	0.437	0.855	0.7	1.7	2.4	5.9	1.0	0.2	2.90	1.53	12.1
2006	SEA	34	34	31.3	0.411	0.366	0.868	0.7	2.3	3.0	4.8	1.8	0.1	2.59	1.76	11.4
2007	SEA	29	29	31.7	0.428	0.338	0.846	0.3	1.7	2.0	4.9	1.5	0.3	2.31	1.59	10.4
2008	SEA	33	33	33.7	0.441	0.343	0.871	0.4	2.1	2.5	5.1	1.2	0.1	2.67	1.85	14.1
2009	SEA	31	31	35.5	0.408	0.360	0.854	0.4	2.1	2.5	5.8	1.5	0.1	2.61	1.61	12.8
2010	SEA	33	33	30.5	0.434	0.399	0.857	0.2	2.5	2.7	5.8	1.5	0.2	1.82	1.36	11.1
2011	SEA	34	34	33.0	0.449	0.428	0.875	0.4	2.5	2.9	4.9	1.4	0.2	2.35	1.26	14.7
2012	SEA	29	29	31.0	0.459	0.384	0.783	0.2	2.7	2.9	5.3	0.9	0.1	2.24	1.10	12.2
2013	SEA	DND - Sat out entire season due to injury														
2014	SEA	33	33	29.2	0.386	0.345	0.831	0.2	2.0	2.2	4.0	0.7	0.0	2.2	1.0	10.6
2015	SEA	27	27	28.6	0.384	0.301	0.796	0.2	2.1	2.3	5.4	0.8	0.0	2.4	1.2	10.3
<b>Career</b>		<b>413</b>	<b>413</b>	<b>32.4</b>	<b>0.425</b>	<b>0.379</b>	<b>0.860</b>	<b>0.4</b>	<b>2.2</b>	<b>2.7</b>	<b>5.4</b>	<b>1.3</b>	<b>0.1</b>	<b>2.6</b>	<b>1.4</b>	<b>12.3</b>





HEIGHT: 6-3  
 WEIGHT: 187  
 BIRTHDATE: November 29, 1988  
 BIRTHPLACE: Booleroo, South Australia  
 HOMETOWN: Canberra, Australia  
 COLLEGE: Australian Institute of Sport  
 WNBA EXPERIENCE: 2 Seasons  
 HOW ACQUIRED: Signed with Seattle on Feb. 20, 2015  
 TWITTER HANDLE: @Abby\_Knight10

**CAREER HIGHLIGHTS:**

- Scored a career-high 18 points on 6/14/15 at Los Angeles, shooting 4-for-9 from three
- Signed a multi-year deal with the Storm on Feb. 20, 2015
- Signed as a free agent with the Storm on April 1, 2010
- Led the WNBL in 2014-15 in points and rebounds while playing for the Canberra Capitals. She averaged 23 points per game and 10.6 rebounds per game
- Earned a bronze medal in the 2012 London Olympics with Australia's National Team, the Australian Opals

**2015 HIGHLIGHTS WITH SEATTLE:**

- Signed a multi-year deal with the Storm on Feb. 20, 2015
- Scored a career-high 18 points on 6/14/15 at Los Angeles, shooting 4-for-9 from three
- Blocked a career-high 4 shots on 6/16 vs. Connecticut
- Tied a career-high 4 blocked shots on 6/21 against Phoenix
- Grabbed a career-high 9 rebounds on 6/25 against Minnesota

**2010 HIGHLIGHTS WITH SEATTLE:**

- Made WNBA debut on May 22 at Phoenix.
- Scored her first career basket (a three-pointer) on May 27 at Chicago.
- Put up eight points and five rebounds in 11 minutes vs. Tulsa on Aug. 7.
- Scored a career-high 14 points and grabbed five rebounds against Connecticut on Aug. 13.
- Played 29 minutes at Connecticut on Aug. 8
- Made five field goals at Connecticut on Aug. 8

**OVERSEAS COMPETITION:**

- 2015-16: Canberra Capitals, Australia
- 2014-15: Canberra Capitals, Australia
- 2013-14: Canberra Capitals, Australia
- 2012-13: Perpignan, France
- 2011-12: Adelaide Lightning, Australia
- 2010-11: Dandenong Rangers, Australia
- 2006-10: Canberra Capitals, Australia

**PERSONAL:**

- Born in Booleroo, South Australia
- Took parental custody of her then-two-day old niece, Zala Kate Bishop, in August 2013



**CAREER HIGHS:**

Points: 18 @ Los Angeles 6/14/15	OR: 5 vs. Tulsa 8/7/10
FGM: 7 @ Los Angeles 6/14/15	DR: 9 vs. Minnesota 6/25/15
FGA: 12 2 times	TR: 9 vs. Minnesota 6/25/15
3FGM: 4 @ Los Angeles 6/14/15	AST: 3 2 times
3FGA: 5 @ Connecticut 8/13/10	STL: 3 vs. New York 7/21/15
FTM: 3 @ Connecticut 8/13/10	BLK: 4 2 times
FTA: 4 @ Connecticut 8/13/10	MIN: 29 @ Connecticut 8/13/10

**CAREER REGULAR SEASON AVERAGES**

YEAR	TEAM	G	GS	MPG	FG%	3P%	FT%	OFF	DEF	RPG	APG	SPG	BPG	TO	PF	PPG
2010	SEA	16	0	6.8	0.356	0.250	0.545	0.7	0.6	1.3	0.3	0.1	0.1	0.75	1.62	2.8
2015	SEA	26	14	19.6	0.385	0.329	0.615	0.3	3.2	3.5	1.0	0.7	0.7	1.0	2.8	5.2
Career		42	14	14.7	0.378	0.309	0.583	0.4	2.2	2.6	0.7	0.5	0.5	1.0	2.3	4.3



HEIGHT: 5-11  
 WEIGHT: 167  
 BIRTHDATE: July 7, 1987  
 BIRTHPLACE: Denver, CO  
 HOMETOWN: Mt. Juliet, TN  
 COLLEGE: Middle Tennessee St.  
 HIGH SCHOOL: Mt. Juliet (TN)  
 WNBA EXPERIENCE: 4 Seasons  
 DRAFTED BY: San Antonio, 2010, Second Round (#17)  
 HOW ACQUIRED: Signed as a free agent on Mar. 9, 2012  
 PRONUNCIATION: A-leash-Ah  
 TWITTER HANDLE: @Alysha\_Clark

### CAREER HIGHLIGHTS:

- Finished the 2015 season leading the league in 2-point field goal percentage (68.9%), true field goal percentage (64.4%), effective field goal percentage (62.0%) and ranked fifth in field goal percentage (54.4%)
- Grabbed a career-high 9 rebounds, topping her previous of 8, on June 21, 2015 vs. Phoenix
- Started her first career WNBA game on May 23, 2014 vs. Connecticut
- Scored a career-high 14 points vs. Atlanta on July 18, 2015
- Connected on a career-high 3 3FGM vs. Minnesota on 9/10/13
- Led NCAA in scoring and set a school record with 27.5 points per game as a junior and senior at MTSU
- Named Player of the Year during all four years of college; twice in Atlantic Sun and twice in Sun Belt. She's believed to be the first NCAA basketball player, men's or women's, to earn player of the year accolades from two different conferences.
- Also became the first A-Sun player to win Freshman of the Year and Player of the Year in the same season.
- Scored 48 points and hit the game-winning shot in the Sun Belt Championship game as a senior at MTSU

### 2015 HIGHLIGHTS WITH SEATTLE:

- Finished the season leading the league in 2-point field goal percentage (68.9%), true field goal percentage (64.4%), effective field goal percentage (62.0%) and ranked fourth in field goal percentage (54.4%)
- Was in the mix for the WNBA's Most Improved Player in 2015
- Was inserted into the starting lineup two games into the season, on 6/11 at Minnesota, and started the rest of the games on the season she was available for (31), missing one on 8/8 due to a family matter
- Grabbed a career-high-tying 8 rebounds at Los Angeles on 6/14
- Topped her career-high field goals, connecting on 5 and pulled down a new career-high 9 rebounds on 6/21 vs. Phoenix
- Swiped a career-high 3 steals at San Antonio on 6/27
- Scored a career-high 14 points against Atlanta on 7/18, topping her previous of 11
- Played a career-high 33 minutes against New York on 7/21
- Logged 26 games playing 20+ minutes, with a season-high of 33 minutes on 7/21 at New York, and averaged 23.1 minutes per game in 2015

### 2014 HIGHLIGHTS WITH SEATTLE:

- Started her first career WNBA game on May 23 vs. Connecticut
- Blocked a career-high 4 shots on Opening Night, 5/16/14 vs. Los Angeles
- Grabbed a season-high 6 rebounds at San Antonio on 7/11/14

### 2013 HIGHLIGHTS WITH SEATTLE:

- Finished the 2013 season ranked No. 4 in the WNBA in three-point field goals per 40 minutes (2.2); No. 7 in defensive rebounds per 40 minutes (10.9) and No. 13 in efficiency ranking per 40 minutes (19.6)
- Set career highs in four new categories, including: points with 11 vs. Tulsa on Sept. 14, 2013; field goals attempted with 9 vs. Tulsa on July 17, 2013; three-point field goals made with 3 vs. Minnesota on Sept. 10, 2013 and free throws attempted, 5 vs. Tulsa on 6/22/13



- Played a season-high 26 minutes, one shy of her career high, in the team's 86-59 loss on July 17, 2013 vs. Tulsa
- Logged nine games of 20+ minutes played.

**2012 HIGHLIGHTS WITH SEATTLE:**

- Checked into her first WNBA game at home against Tulsa, June 1
- Recorded a then career high nine points and eight rebounds at Phoenix, July 13.

**OVERSEAS COMPETITION:**

- 2015-16: Maccabi Ashdod, Israel; Won Israeli League Championship, Named: POY, Domestic POY, Forward of the Year, 1st Team Honors
- 2014-15: Maccabi Ashdod, Israel; Won Israeli League Championship, Named: POY, Domestic POY, Forward of the Year, 1st Team honors
- 2012-13: Ramat Hasharon, Israel
- 2011-12: Ramat Hasharon, Israel
- 2010-11: Hapoel Rishon LeZion, Israel; Named Domestic Player of the Year by Eurobasket.com and All-Israeli First Team after averaging 14.0 points and 7.4 rebounds per game.

**ISRAEL NATIONAL TEAM:**

- 2015-16: Macc

**ASSISTANT COACHING CAREER:**

- Spent the 2013-14 WNBA offseason as a women's basketball assistant coach on Rick Insell's staff at Middle Tennessee State

**COLLEGE HIGHLIGHTS:**

- Led NCAA in scoring and set a school record with 27.5 points per game as a senior
- Spent first two seasons at Belmont University
- Named Player of the Year during all four years of college; twice in Atlantic Sun and twice in Sun Belt. She's believed to be the first NCAA basketball player, men's or women's, to earn player of the year accolades from two different conferences
- Also became the first A-Sun player to win Freshman of the Year and Player of the Year in the same season
- Scored 48 points and hit the game-winning shot in the Sun Belt Championship game as a senior

**PERSONAL:**

- Born Alysha Angelica Clark on July 7, 1987, in Denver, Colo.
- Daughter of Kenneth and Jan Clark
- Has seven siblings; William, LaTonya, Kenneth Jr., Tisha, Corey, Ajia and Arlisha
- Majored in electronic media journalism

**CAREER HIGHS:**

Points: 14 vs. Atlanta 7/18/15	OR: 3 (4 times)
FGM: 5 (2 times)	DR: 8 (2 times)
FGA: 9 (3 times)	TR: 9 vs Phoenix 6/21/15
3FGM: 3 (2 times)	AST: 3 (3 times)
3FGA: 5 (4 times)	STL: 3 (3 times)
FTM: 4 (2 times)	BLK: 4 vs. Los Angeles 5/16/14
FTA: 5 (2 times)	MIN: 33 vs New York 7/21/15

**CAREER REGULAR SEASON AVERAGES**

YEAR	TEAM	G	GS	MPG	FG%	3P%	FT%	OFF	DEF	RPG	APG	SPG	BPG	TO	PF	PPG
2012	SEA	23	0	10.3	0.547	0.450	0.706	0.6	1.5	2.0	0.3	0.2	0.0	0.83	1.17	3.4
2013	SEA	33	0	15.3	0.453	0.390	0.760	1.0	1.5	2.5	0.4	0.4	0.2	1.06	1.52	4.0
2014	SEA	34	22	16.5	0.448	0.246	0.696	0.8	1.4	2.1	0.6	0.5	0.3	0.71	1.88	4.2
2015	SEA	33	31	23.1	0.544	0.353	0.775	0.4	3.3	3.7	1.2	0.7	0.1	1.0	2.4	6.9
Career		123	53	16.8	0.495	0.339	0.743	0.7	1.9	2.6	0.6	0.5	0.1	0.9	1.8	4.7



HEIGHT: 6-1  
 BIRTHDATE: Oct. 8, 1992  
 BIRTHPLACE: Austin, TX  
 HOMETOWN: Pflugerville, TX  
 COLLEGE: Texas  
 HIGH SCHOOL: Pflugerville HS (TX)  
 WNBA EXPERIENCE: Rookie  
 DRAFTED BY: Seattle, 2015, Third Round (#26)  
 PRONUNCIATION: En-ah-paul-aye  
 TWITTER HANDLE: @NnekaE\_3

**CAREER HIGHLIGHTS:**

- Drafted #26 overall (third round) to Seattle in the 2015 WNBA Draft
- Sat out entire 2015 WNBA season while recovering from ACL injury sustained midway through her senior year at Texas

**COLLEGE HIGHLIGHTS:**

- 2014-2015: At the time of a season ending injury she led the Big 12 in rebounds (10.6 rpg), double-doubles (9), and rebounds during Big 12-only games (66).
- 2014-2015: ninth in total rebounds (899) and 30th in total points (1,116). Was on pace to become the fifth Longhorn to record 1,000 points and 1,000 rebounds.
- 2013-14: All-Big 12 First Team
- 2013-2014: ranked second in Big 12 in rebounding, tied for third in double-doubles (8), and 5th in FG percentage
- 2012-2013: Led the team in total points (377), field goals made (141), free throws made and attempted (92-134 FT), and total offensive rebounds (109)
- Co-lead the team in rebounds per game (9.4).

**PERSONAL:**

- Born Nneka Nkemjika Enemkpali on Oct. 8, 1992 in Austin, Texas
- Name translates to “mother is greater” in her ancestral native language of Igbo.
- Daughter of Chinedu and Justina Enemkpali
- Has three siblings - Chinelo, Ikemefuna and Osi
- Brother Ikemefuna, or IK, was selected by the New York Jets in the sixth round of the 2014 NFL Draft out of Louisiana Tech



HEIGHT: 6-5  
 WEIGHT: 255  
 BIRTHDATE: July 14, 1992  
 BIRTHPLACE:  
 HOMETOWN:  
 COLLEGE: NC State  
 HIGH SCHOOL:  
 WNBA EXPERIENCE: 2 Seasons  
 DRAFTED BY: Chicago, 2014, First Round (#10)  
 HOW ACQUIRED: Signed off waivers on June 6, 2015

**CAREER HIGHLIGHTS:**

- Drafted 10th overall by the Chicago Sky in the 2014 WNBA Draft
- Topped her career-high on 8/14, scoring 16 points on 5-of-8 shooting against her former team, Chicago
- Set a new career high in rebounds and minutes on 9/13 against San Antonio, finishing with 12 boards in 33 minutes

**2015 HIGHLIGHTS WITH SEATTLE:**

- Signed with the Storm as a free agent on June 6, 2015
- Scored her first points with the Storm on 6/25 against Minnesota, finishing with 7 points
- Grabbed a season high 7 rebounds in 12 minutes of play against Atlanta on 7/18
- Topped her career-high on 8/14, scoring 16 points on 5-of-8 shooting against her former team, Chicago
- Tied a career high in rebounds (10) on 9/11 against Minnesota
- Set a new career high in rebounds and minutes on 9/13 against San Antonio, finishing with 12 boards in 33 minutes

**2014 HIGHLIGHTS WITH CHICAGO:**

- Appeared in 14 minutes in her first WNBA game
- Scored 10 points to help the Sky defeat Atlanta on 5/24
- Recorded her first career double-double with 15 points and 10 rebounds against Seattle on 6/10
- Went 7-of-8 from the field for 14 points on 6/22 against Tulsa

**OVERSEAS COMPETITION:**

- 2015-16: Shinhan Bank S-Birds, South Korea
- 2014-15:

**COLLEGE HIGHLIGHTS:**

- Named to the Blue Ribbon Panel All-ACC Team First Team her senior year
- Associated Press All-America Honorable Mention
- WBCA Division I All-America Regional Nominee
- NC State all-time field-goal percentage career leader
- Finished 11th in scoring and 7th in offensive rebounds in the ACC all-time record books
- Averaged 17.4 points and 7.2 rebounds per game as a senior
- Scored a career-high 28 points in the ACC Tournament quarterfinal win over Syracuse on 3/7/14

**PERSONAL:**

- Daughter of Marvin and Cheryl Gatling
- Majored in parks, recreation and tourism management



**CAREER HIGHS:**

Points: 16 vs. Chicago 8/14/15	OR: 4
FGM: 7 (2 times)	DR: 9
FGA: 11	TR: 12 vs. San Antonio 9/13/15
3FGM: --	AST: 2 vs. San Antonio 9/13/15
3FGA: --	STL: 2 (2 times)
FTM: 6 vs. Chicago 8/14/15	BLK: 3 vs. Atlanta 7/18/15
FTA:	MIN: 33 vs. San Antonio 9/13/15

**CAREER REGULAR SEASON AVERAGES**

YEAR	TEAM	G	GS	MPG	FG%	3P%	FT%	OFF	DEF	RPG	APG	SPG	BPG	TO	PF	PPG
2014	CHI	29	1	11.0	0.648	0.000	0.727	0.8	1.6	2.4	0.0	0.1	0.4	0.7	2.2	3.7
2015	SEA	25	4	13.7	0.495	0.000	0.868	0.9	2.8	3.7	0.3	0.3	0.5	0.9	2.1	5.3
Career		54	5	12.2	0.558	0.000	0.817	0.8	2.2	3.0	0.1	0.2	0.5	0.8	2.2	4.5



HEIGHT: 5-4  
 WEIGHT: 127  
 BIRTHDATE: Feb. 24, 1990  
 BIRTHPLACE: Glendale, AZ  
 HOMETOWN: Tahlequah, OK  
 COLLEGE: Kansas  
 HIGH SCHOOL: Sequoyah (OK)  
 WNBA EXPERIENCE: 3 Seasons  
 DRAFTED BY: Tulsa, 2013, Third Round (#29)  
 HOW ACQUIRED: Signed as a free agent on June 6, 2015

### CAREER HIGHLIGHTS:

- Tallied her first career double-double on 9/13/15 vs. San Antonio, scoring 12 points and grabbing a career-high 10 rebounds in 40 minutes of action
- Scored a career-high 14 points and five steals in the win over Seattle on 7/17/13
- Had a career-high 11 assists and five rebounds in the win over San Antonio on 9/8/13
- Drafted 29th overall in the 2013 WNBA Draft by Tulsa, at the time making her the highest-drafted WNBA player of Native American descent
- 2007 Oklahoma Gatorade Player of the Year
- Led her high school to four-straight state championship games, winning three

### 2015 HIGHLIGHTS WITH SEATTLE:

- Played her first minutes with the Storm on 6/28 and scored 8 points in 12 minutes of play
- Dished out a season-high 8 assists in Phoenix on 7/12
- Tallied her first career double-double on 9/13/15 vs. San Antonio, scoring 12 points and grabbing a career-high 10 rebounds in 40 minutes of action
- Averaged a career-high 3.0 assists per game in the backup point guard role

### 2014 HIGHLIGHTS WITH TULSA:

- Scored a season-high five points on 7/3/14 at Connecticut
- Appeared in 29 games, averaging 6.3 minutes per game and 1.0 ppg

### 2013 HIGHLIGHTS WITH TULSA:

- Appeared in 31 games her rookie season, starting in 16 for the Shock
- Averaged 21.9 mpg, 1.8 rbs, 2.9 apg 1.2 spg and 4.4 ppg
- Shot 42.3percent from the field
- Finished ninth amongst WNBA rookies in points per game (4.4)
- Ranked second amongst rookies in the league (fifteenth in the WNBA) to Skylar Diggins in assists per game (2.9) and second to Diggins amongst rookies in steals per game (1.23)
- Amongst rookies ranked sixth in field goal percentage (42.3%)
- Scored a career-high 14 points and five steals in the win over Seattle on 7/17/13
- Had a career-high 11 assists and five rebounds in the win over San Antonio on 9/8/13

### OVERSEAS COMPETITION:

- 2015-16: Gorzow, Poland
- 2013-14: Vologda Chevakata, Poland

### COLLEGE HIGHLIGHTS:

- University of Kansas' all-time leader in assists (771)
- Owns Allen Fieldhouse record (men and women) for assists in a single game (16, 2/8/12)
- One of seven finalists for the Lieberman Award given to the nation's top Division 1 point guards





- An All-Big 12 First Team pick after leading conference with 3.0 steals per game and ranking second in assists per contest in her senior season
- Ranked second among Jayhawks' scorers and tops in 3FGs made in 2012-13
- One of four finalists for the Lieberman Award (2011-12)
- An All-American Honorable Mention pick by AP and the WBCA, as well as an All-Big 12 Conference Second Team choice her junior year
- As a junior, led the nation in assists per game, setting the conference's single-season assists record, and paced the Jayhawks in scoring
- Her 27 points led KU past Elena Delle Donne and Delaware in an NCAA Tournament game 3/20/12
- Overcame an early-season injury to start 27 games and ranked sixth in NCAA in assists per game her sophomore year
- Having returned from a torn left ACL suffered in her second practice as a true freshman the previous year, played 15 games before suffering the same injury to her right knee in 2010-11

**PERSONAL:**

- Daughter of Fayth and Jonathan Lewis
- Has one brother, Zack Goodrich, and one sister, Nikki Lewis
- An honor roll student in high school who majored in applied behavioral sciences at Kansas
- Earned four letters in basketball and softball and one in track & field in high school
- Named Sequoyah High School's Golden Glove award in softball as a junior and senior
- Won all-state honors in track as a sprinter in 2006
- Is the only person in Sequoyah High history to score over 2,000 career points
- Led the Indians to three Class AAA state titles and one runner-up finish
- Set a new Oklahoma state record for individual points scored in state tournament games with 268 points scored in 11 games

**CAREER HIGHS:**

Points: 14 @ Seattle 7/17/13	OR: 2 (2 times)
FGM: 6 vs. San Antonio 9/13/15	DR: 10 vs. San Antonio 9/13/15
FGA: 14 vs. San Antonio 9/13/15	TR: 10 vs. San Antonio 9/13/15
3FGM: 2 (2 times)	AST: 11 @ San Antonio 9/8/13
3FGA: 3 @ Seattle 7/17/13	STL: 5 @ Seattle 7/17/13
FTM: 3 vs. Minnesota 9/11/15	BLK: 1 @ Washington 6/30/13
FTA: 4 vs. Minnesota 9/11/15	MIN: 40 vs. San Antonio 9/13/15

**CAREER REGULAR SEASON AVERAGES**

YEAR	TEAM	G	GS	MPG	FG%	3P%	FT%	OFF	DEF	RPG	APG	SPG	BPG	TO	PF	PPG
2013	TUL	31	16	21.9	0.423	0.250	0.545	0.5	1.4	1.8	2.9	1.2	0.0	1.6	1.1	4.4
2014	TUL	29	0	6.3	0.480	0.500	0.571	0.1	0.3	0.4	0.8	0.3	0.0	0.6	0.4	1.0
2015	SEA	23	5	15.8	0.408	0.300	0.500	0.2	1.5	1.7	3.0	0.6	0.0	1.1	0.8	3.0
Career		83	21	14.7	0.424	0.273	0.538	0.3	1.0	1.3	2.2	0.7	0.0	1.2	0.8	2.8



HEIGHT: 6-5  
 WEIGHT: 200  
 BIRTHDATE: Nov. 15, 1988  
 BIRTHPLACE: Portsmouth, VA  
 HOMETOWN: Chesapeake, VA  
 COLLEGE: Virginia Commonwealth University  
 HIGH SCHOOL: Great Bridge HS (VA)  
 WNBA EXPERIENCE: 5 Seasons  
 DRAFTED BY: Minnesota, 2009, First Round (#9)  
 HOW ACQUIRED: Acquired via trade Feb. 23, 2015  
 PRONUNCIATION: Kwah-Knee-Trah  
 TWITTER HANDLE: @QHollingsworth9

**CAREER HIGHLIGHTS:**

- Drafted ninth overall to Minnesota in the 2009 WNBA Draft
- Set three career-highs on Sept. 13, 2015 vs. San Antonio with 33 minutes played, 12 rebounds and 4 blocks

**2015 HIGHLIGHTS WITH SEATTLE:**

- Traded with Washington's 20th pick to Seattle in exchange for Seattle's 15th overall 2015 draft pick on Feb. 23, 2015
- Grabbed a season high 8 rebounds on June 9 at Tulsa
- Scored a season high 8 points on Sept. 11 against Minnesota
- Set three career-highs on Sept. 13 vs. San Antonio with 33 minutes played, 12 rebounds and 4 blocks

**2013 HIGHLIGHTS WITH WASHINGTON:**

- Saw action in seven games for the Mystics
- Played 6.0 minutes per game
- Grabbed 1.4 rebounds per game
- Scored 1.7 points per game

**2011 HIGHLIGHTS WITH NEW YORK:**

- Acquired from Minnesota on May 27
- Averaged 4.6 points and 4.4 rebounds in 31 games
- Led the Liberty in field goal percentage with .524
- Made her first career playoff appearance

**2010 HIGHLIGHTS WITH MINNESOTA:**

- Averaged 1.7 points and 1.8 rebounds in 25 games

**2009 HIGHLIGHTS WITH MINNESOTA:**

- Appeared in 34 games
- Averaged 4.8 points and 3.2 rebounds per game

**OVERSEAS COMPETITION:**

- 2015-16: Fenerbache, Turkey
- 2014-15: Fenerbache, Turkey
- 2013-14: Fenerbache, Turkey
- 2012-13: Ekaterinburg, Russia
- 2011-12: UNI Gyor, Hungary
- 2010-11: TTT Riga, Latvia
- 2009-10: Teo Vilnius, Lithuania

**TURKEY NATIONAL TEAM HIGHLIGHTS:**

- Acquired Turkish citizenship in 2012 to compete for the Turkish National Team



**USA BASKETBALL HIGHLIGHTS:**

- Invited to USA Basketball U19 Team Trials in Colorado Springs, CO in 2006-07

**COLLEGE HIGHLIGHTS:**

- Ended her VCU career after a great senior season, in which she averaged 14.2 ppg and 9.7 rpg
- Finished fourth in the CAA in scoring, third in rebounding and second in field-goal accuracy (51.8 percent)
- Recognized as the CAA Defensive Player of the Year
- Saw her collegiate career come to an end after she led VCU to a 26-7 record and a 2009 NCAA Tournament appearance
- Ended her senior season as VCU's all-time leading rebounder (1,114) and is second in scoring (1,523)
- Set a school-record with her 31st career double-double (17 points, 14 rebounds) against Boston University on Dec. 28, 2007
- Became the 17th player in VCU history to score at least 1,000 points on Jan. 17, 2008 at Old Dominion, doing so on the same night as teammate Krystal Vaughn
- Named 2006 Freshman All-American by Women's Basketball News Service
- Won VCU's first CAA Rookie of the Year award in 2006
- Was the youngest player in the country during her freshman season, 2005-06

**PERSONAL:**


- Born November 15, 1988
- Daughter of Angela Pelzer and Jonathan Hollingsworth
- Majored in operations research with a minor in computer science
- Was an excellent student at VCU, who entered high school at the age of 11 after skipping two grades and graduated with honors at the age of 15

**CAREER HIGHS:**

Points: 17 vs. Phoenix 8/1/09	OR: 5 (2 times)
FGM: 5 vs. Chicago 7/10/11	DR: 9 vs. San Antonio 9/13/15
FGA: 9 @ Los Angeles 9/11/09	TR: 12 vs. San Antonio 9/13/15
3FGM: --	AST: 2 (3 times)
3FGA: 1 at Tulsa 6/28/15	STL: 3 @ Chicago 8/28/11
FTM: 9 vs. Phoenix 8/1/09	BLK: 4 vs. San Antonio 9/13/15
FTA: 13 vs. Phoenix 8/1/09	MIN: 33 vs. San Antonio 9/13/15

**CAREER REGULAR SEASON AVERAGES**

YEAR	TEAM	G	GS	MPG	FG%	3P%	FT%	OFF	DEF	RPG	APG	SPG	BPG	TO	PF	PPG
2009	MIN	34	1	12.8	0.417	0.000	0.703	1.4	1.9	3.2	0.1	0.4	0.2	1.00	1.91	4.8
2010	MIN	25	0	7.3	0.378	0.000	0.600	0.5	1.2	1.8	0.2	0.2	0.0	0.84	1.52	1.7
2011	NYL	31	1	16.9	0.524	0.000	0.679	1.7	2.7	4.4	0.3	0.5	0.3	1.42	2.55	4.6
2013	WAS	7	0	6.0	0.556	0.000	0.500	0.3	1.1	1.4	0.3	0.3	0.3	0.14	1.14	1.7
2015	SEA	27	0	12.3	0.450	0.000	0.660	0.8	2.9	3.6	0.3	0.4	0.3	1.4	2.4	3.2
Career		124	2	12.2	0.456	0.000	0.673	1.1	2.1	3.2	0.2	0.4	0.2	1.1	2.0	3.6



HEIGHT: 6-2  
 WEIGHT: 185  
 BIRTHDATE: Oct. 27, 1986  
 BIRTHPLACE: Queens, NY  
 HOMETOWN: Willingboro, NJ  
 COLLEGE: Maryland  
 HIGH SCHOOL: Willingboro (NJ)  
 WNBA EXPERIENCE: 8 Seasons  
 DRAFTED BY: Washington, 2008, First Round (#6)  
 HOW ACQUIRED: Traded from Washington for Tianna Hawkins and Bria Hartley  
 on April 14, 2014  
 TWITTER HANDLE: @Crystalanghorne

### CAREER HIGHLIGHTS:

- Effective, productive, consistent and durable post player
- Has missed only 6 total games in her entire WNBA career, joining the league in 2008
- 2009 WNBA Most Improved Player
- Two-time WNBA All-Star (2011, 2013)
- Averaged a career high 18.2 points per game in 2013
- Led the Mystis in scoring 19 games in 2013, posting 18 10+ point games in 2013
- Scored her 3,000th career point on June 6, 2015 against Los Angeles

### 2015 HIGHLIGHTS WITH SEATTLE:

- Scored her 3,000th career point on June 6, 2015 against Los Angeles
- Scored a season-high 18 points and grabbed a season-high 9 rebounds on June 6 vs. LA
- Recorded a season-high 3 steals at the Stars on June 27
- Dished out a season-high 3 assists at Minnesota on July 3
- Scored a season-high 29 points, shooting 12-of-13 from the floor at San Antonio on Aug. 8
- Made a season high of 6 free-throws making all six at Chicago on Sept. 6

### 2014 HIGHLIGHTS WITH SEATTLE:

- Grabbed a season-high 15 rebounds in Seattle's loss to New York, May 27
- Scored in double-digits 21 of 34 games, with a season-high 27 points vs. Phoenix, June 3
- Recorded three double-doubles (5/27 @ NY, 5/30 @ ATL, 8/3 vs. SA)
- Grabbed double-digit rebounds 6 times
- Led Seattle in scoring with 12.9 points per game and scored a total of 437 points
- Also led Seattle in field goal percentage, .571, rebounds per game with 7.4 and total rebounds with 253
- Finished the season ranked 4th in field goal percentage (.571) in the league

### 2013 HIGHLIGHTS WITH WASHINGTON:

- Started in all 34 games for the Mystics
- Averaged 12.0 points per game
- Grabbed 7.2 rebounds per game, ranking tenth in the league
- Shot .515 from the field, which ranked ninth in the league
- Averaged 28.6 minutes per game
- Named a reserve on the 2013 WNBA All-Star Team
- Scored 20+ points in four games
- Scored 10+ points in 17 games

### 2012 HIGHLIGHTS WITH WASHINGTON:

- Played in 31 games with the Mystics, started in all 31
- Scored her 2,000th point vs. the Lynx on August 17
- Averaged 32.2 minutes per game
- Scored 14.7 points per game on average



### CAREER HIGHLIGHTS:

- Effective, productive, consistent and durable post player
- Has missed only 6 total games in her entire WNBA career, joining the league in 2008
- 2009 WNBA Most Improved Player
- Two-time WNBA All-Star (2011, 2013)
- Averaged a career high 18.2 points per game in 2013
- Led the Mystis in scoring 19 games in 2013, posting 18 10+ point games in 2013
- Scored her 3,000th career point on June 6, 2015 against Los Angeles

### 2015 HIGHLIGHTS WITH SEATTLE:

- Scored her 3,000th career point on June 6, 2015 against Los Angeles
- Scored a season-high 18 points and grabbed a season-high 9 rebounds on June 6 vs. LA
- Recorded a season-high 3 steals at the Stars on June 27
- Dished out a season-high 3 assists at Minnesota on July 3
- Scored a season-high 29 points, shooting 12-of-13 from the floor at San Antonio on Aug. 8
- Made a season high of 6 free-throws making all six at Chicago on Sept. 6

### 2014 HIGHLIGHTS WITH SEATTLE:

- Grabbed a season-high 15 rebounds in Seattle's loss to New York, May 27
- Scored in double-digits 21 of 34 games, with a season-high 27 points vs. Phoenix, June 3
- Recorded three double-doubles (5/27 @ NY, 5/30 @ ATL, 8/3 vs. SA)
- Grabbed double-digit rebounds 6 times
- Led Seattle in scoring with 12.9 points per game and scored a total of 437 points
- Also led Seattle in field goal percentage, .571, rebounds per game with 7.4 and total rebounds with 253
- Finished the season ranked 4th in field goal percentage (.571) in the league

### 2013 HIGHLIGHTS WITH WASHINGTON:

- Started in all 34 games for the Mystics
- Averaged 12.0 points per game
- Grabbed 7.2 rebounds per game, ranking tenth in the league
- Shot .515 from the field, which ranked ninth in the league
- Averaged 28.6 minutes per game
- Named a reserve on the 2013 WNBA All-Star Team
- Scored 20+ points in four games
- Scored 10+ points in 17 games

### 2012 HIGHLIGHTS WITH WASHINGTON:

- Played in 31 games with the Mystics, started in all 31
- Scored her 2,000th point vs. the Lynx on August 17
- Averaged 32.2 minutes per game
- Scored 14.7 points per game on average
- Averaged 6.3 rebounds per game
- Shot 56 percent from the field
- Scored 456 points total in 2012

### 2011 HIGHLIGHTS WITH WASHINGTON:

- Started in 31 games
- Sat out three games due to back pain
- Ranked fourth in the league in points, averaging a career high 18.2 points per game
- Led the team in scoring in 19 games, posting 18 10+ points, 10 20+ points and one 30+ point games
- Finished sixth in the league in rebounds per game (7.6)
- Led the team in rebounds in 15 games
- Posted seven 10+ rebound games
- Posted seven double-doubles this season
- Ranked first on the team and sixth in the league in total points (563)
- Ranked third in the league in field goal percentage (.534)



- Ranked second in the league in minutes per game (34.3)
- Ranked eighth in the league in total minutes played (1063)
- Played a career high 45 minutes in an overtime game vs. Los Angeles (8/23)
- Ranked third in field goals made (227)
- Was named to the All-Star team as a reserve

### 2010 HIGHLIGHTS WITH WASHINGTON:

- Started in all 34 games
- Ranked second in the league in double-doubles (15)
- Had four consecutive double-doubles (6/24-6/29)
- Won Eastern Conference Player of the Month honors for the month of June
- Won Player of the Week honors for games played during the week of June 21
- Posted a career high five steals in a win over Los Angeles (6/24)
- Made the first three-pointer of her professional career with 32.9 seconds left in the game against Los Angeles (6/24)
- Scored a career high 31 points, shooting 13-for-18 from the field in a win over Phoenix on 6/27
- Tied a career high 16 rebounds in a win over Connecticut (5/30)
- Scored her 1,000th career point in a win over Atlanta (8/3)
- Ranked fifth in the league in rebounds per game (9.7)
- Ranked second in field goal percentage (.589)
- Ranked second in both minutes per game (34.1) and total minutes played (1158)
- Ranked third in the league in total rebounds (330)
- Ranked 10th in points per game (16.3)
- Scored double digits in 30 games
- Was in the running for Most Valuable Player of the Year honor

### 2009 HIGHLIGHTS WITH WASHINGTON:

- Was named the WNBA's Most Improved Player
- Led team and ranked third in the league in rebounds per game (7.9)
- Ranked third in the league in double-doubles (9.0)
- Ranked second in the league in total rebounds (268.0)
- Scored a then-career-high 23 points against the Chicago Sky (9/4)
- Pulled down a career-high 16 rebounds against the Connecticut Sun (8/14)
- Played a career-high 41 minutes against the Connecticut Sun (8/14)
- Scored in double-digits in 24 games

### 2008 HIGHLIGHTS WITH WASHINGTON:

- Played in every game, started in six of those games as a rookie
- Ranked second in the league in field goal percentage (.624)
- Averaged 15.6 minutes per game
- Recorded 4.8 points per game and 4.0 rebounds
- Led the team in rebounding twice

- Scored a then-career high 17 points against the Seattle Storm (7/6) and grabbed a career high 12 rebounds against the Connecticut Sun (9/13)
- Recorded two double doubles

### OVERSEAS COMPETITION:

- 2015-16: Good Angels, Slovakia
- 2014-15: Good Angels, Slovakia
- 2013-14: Istanbul Univ., Turkey
- 2012-13: Dynamo Moscow, Russia
- 2011-12: Dynamo Moscow, Russia
- 2010-11: UMMC Ekaterinburg, Russia
- 2009-10: Rivas Ecopolis, Spain
- 2008-09: Teo Vilnius, Lithuania

### USA BASKETBALL HIGHLIGHTS:



- Named to the U.S. National Team at the conclusion of her collegiate career
- Spent the summer of 2007 with USA Basketball, leading the U21 World Championship team to a gold medal in Russia; averaged team highs of 5.6 ppg and 8.9 rpg, while with the U21 team, also serving as a team captain
- Selected the 2005 USA Basketball Female Athlete of the Year
- Tri-captain of the USA Under-19 World Championship team which went undefeated and won a gold medal at the 2005 FIBA U19 World Championship in Tunis, Tunisia, where she was named Most Valuable Player of the tournament; averaged a team-high 16.6 ppg and was second with 6.4 rpg, while shooting a team-best .780 from the floor during the championship

**CAREER HIGHS:**

Points: 31 vs. Phoenix 6/27/10	OR: 8 at New York 8/6/13
FGM: 13 3 times	DR: 13 at New York 5/27/14
FGA: 24 vs. Phoenix 8/28/11	TR: 16 2 times
3FGM: 1 6 times	AST: 5 3 times
3FGA: 1 35 times	STL: 5 vs. Los Angeles 6/24/10
FTM: 9 2 times	BLK: 2 6 times
FTA: 13 2 times	MIN: 45 vs. Los Angeles 8/23/11

**CAREER REGULAR SEASON AVERAGES**

YEAR	TEAM	G	GS	MPG	FG%	3P%	FT%	OFF	DEF	RPG	APG	SPG	BPG	TO	PF	PPG
2008	WAS	34	6	15.6	0.624	0.000	0.549	1.6	2.4	4.0	0.4	0.4	0.2	1.06	1.59	4.8
2009	WAS	34	22	29.8	0.574	0.000	0.689	3.0	4.9	7.9	0.9	1.0	0.4	2.24	2.18	12.0
2010	WAS	34	34	34.1	0.589	0.167	0.772	2.9	6.8	9.7	1.1	0.9	0.2	2.65	2.18	16.3
2011	WAS	31	31	34.3	0.534	0.125	0.711	3.1	4.5	7.6	1.6	1.3	0.5	3.29	2.32	18.2
2012	WAS	31	31	32.2	0.562	0.125	0.641	2.4	3.8	6.3	1.4	1.5	0.1	2.42	2.10	14.7
2013	WAS	34	34	28.6	0.515	0.125	0.651	2.4	4.8	7.2	1.3	0.9	0.3	2.32	1.91	12.0
2014	SEA	34	34	28.9	0.571	0.667	0.658	1.7	5.8	7.4	1.0	0.6	0.4	2.00	2.24	12.9
2015	SEA	34	34	25.7	0.545	0.000	0.750	1.1	4.6	5.7	0.9	1.0	0.4	2.0	1.9	11.1
Career		266	226	28.5	0.559	0.162	0.689	2.3	4.7	7.0	1.1	1.0	0.3	2.2	2.0	12.7



HEIGHT: 5-10  
 WEIGHT: 148  
 BIRTHDATE: Oct. 5, 1993  
 BIRTHPLACE: Lincolnwood, IL  
 HOMETOWN: Lincolnwood, IL  
 COLLEGE: Notre Dame  
 HIGH SCHOOL: Niles West (IL)  
 WNBA EXPERIENCE: 1 Season  
 DRAFTED BY: Seattle, 2015, First Round (#1)  
 TWITTER HANDLE: @jewellloyd

**CAREER HIGHLIGHTS:**

- 2015 WNBA Rookie of the Year
- Set a franchise record and WNBA rookie record for most free-throws made without a miss (14) on Aug. 30, 2015 vs. Washington
- Drafted #1 overall to Seattle in the 2015 WNBA Draft
- Declared her intention to enter the WNBA Draft a year early, forgoing her senior season and final year of eligibility at Notre Dame

**2015 HIGHLIGHTS WITH SEATTLE:**

- Named the 2015 WNBA Rookie of the Year after posting averages of 10.7 points, 3.5 rebounds and 1.9 assists
- Was the number one pick in the 2015 WNBA draft by the Seattle Storm
- Scored her first WNBA basket in the second half of Seattle's opening night on 6/6
- Scored a career high 21 points on 6/28 at Tulsa shooting 7-for-12 from the field and 6-for-6 from the stripe
- Made a career high 8 free throws on 10 attempts at Indiana on 6/8
- Named Rookie of the Month for July after averaging 10.4 points
- Scored at least 15 points in 5 of last 8 games
- Set a franchise record and WNBA rookie record for most free-throws made without a miss (14) on Aug. 30, 2015 vs. Washington
- Averaged 12.2 points (1st among rookies) and 4.4 rebounds (2nd) in August
- Tied a career high with 21 points and rebounds (7) and played a career high 35 minutes on 9/6 in Chicago

**OVERSEAS COMPETITION:**

- 2015-16: Galatasaray, Turkey

**USA BASKETBALL HIGHLIGHTS:**

- Member of the USA 3x3 World Championship Team that went 9-0 and won the gold in Moscow, Russia. Loyd was the second-leading scorer among all players in the 24-team tournament (7.3 ppg), and added a bronze in the individual skills competition at the event.
- Member of 2010 USA Basketball U17 World Championship Team that went 8-0 and won the gold medal at the inaugural FIBA U17 World Championships in Toulouse, France
- Also participated in 2009 USA Basketball U17 National Team Trials

**COLLEGE HIGHLIGHTS:**

- 2014-15 espnW National Player of the Year
- 2014-15 AP All-American (First team, unanimous)
- 2014-15 John R. Wooden Award finalist
- 2013-14 AP All-American (Second team)
- 2012-13 USBWA National Freshman of the Year
- 2012-13 BIG EAST Freshman of the Year
- Became fifth consensus first-team All-America selection in Fighting Irish women's basketball history





- Named 2014-15 espnW National Player of the Year, first Notre Dame player to earn a POY award since Ruth Riley in 2001
- Finished second in media voting, five votes behind UConn's Breanna Stewart, for 2014-15 AP National Player of the Year
- Her 772 points during the 2014-15 season were just four points shy of the single-season school record (776) set by Katryna Gaither in 1996-97.
- In her junior year, tied the single-season program record with twenty 20-point games (set by Gaither in 1996-97), which were the most in the ACC this year
- In her junior season, scored 30+ points four times (also most in the ACC), a single-season Notre Dame record, including 31 against No. 3 UConn on December 6 and a record-tying 41 points against No. 25 DePaul on December 10
- Set Notre Dame record for most combined points by a player in first two seasons (1,137), a mark previously held by Skylar Diggins, who scored 1,069 points from 2009-11
- Named ACC Tournament MVP in her sophomore season, first Notre Dame sophomore to be named conference tournament MVP since Krissi Davis in 1989
- Became the third Notre Dame player to reach 1,000 points as a sophomore

**PERSONAL:**

- Daughter of Gwendolyn Davis-Loyd and Calvin Loyd
- One of 15 players from the state of Illinois to play for Notre Dame
- Older brother, Jarryd, played pro basketball overseas
- Enjoys playing tennis, piano, cooking and watching soccer

**CAREER HIGHS:**

Points: 21 (2 times)	OR: 3 @ Chicago 9/6/15
FGM: 7 (5 times)	DR: 6 vs. Los Angeles 6/6/15
FGA: 16 @ Chicago 9/6/15	TR: 7 (2 times)
3FGM: 2 @ Phoenix 7/12/15	AST: 6 vs. Tulsa 9/3/15
3FGA: 4 (3 times)	STL: 2 (4 times)
FTM: 14 vs. Washington 8/30/15	BLK: 1 (8 times)
FTA: 14 vs. Washington 8/30/15	MIN: 35 @ Chicago 9/6/15

**CAREER REGULAR SEASON AVERAGES**

YEAR	TEAM	G	GS	MPG	FG%	3P%	FT%	OFF	DEF	RPG	APG	SPG	BPG	TO	PF	PPG
2015	SEA	34	23	25.9	0.411	0.208	0.904	1.0	2.5	3.5	1.9	0.5	0.2	2.0	1.6	10.7
Career		34	23	25.9	0.411	0.208	0.904	1.0	2.5	3.5	1.9	0.6	0.2	2.0	1.6	10.7



HEIGHT: 5-11  
 WEIGHT: 180  
 BIRTHDATE: Nov. 3, 1993  
 BIRTHPLACE: Pomona, CA  
 HOMETOWN: Anaheim Hills, CA  
 COLLEGE: Connecticut  
 HIGH SCHOOL: Mater Dei HS (CA)  
 WNBA EXPERIENCE: 1 Season  
 DRAFTED BY: Seattle, 2015, First Round (#3)  
 TWITTER HANDLE: @kaleena\_23

### CAREER HIGHLIGHTS:

- Drafted #3 overall to Seattle in the 2015 WNBA Draft
- Scored her first basket in her professional career and finished with 7 points at Tulsa on June 9, 2015
- Set a career high in minutes (33), points (19), field goals attempted (23) and field goals made (8) on 9/13/15 against San Antonio

### 2015 HIGHLIGHTS WITH SEATTLE:

- Drafted #3 overall to Seattle in the 2015 WNBA Draft
- Scored her first basket in her professional career and finished with 7 points at Tulsa on 6/9/15
- Dished out a career-high 2 assists at Minnesota on 7/3/15
- Topped a career high in points with 9 in 18 minutes of play on 7/12 in Phoenix
- Scored a season-high 15 points on 6-of-11 shooting on 8/11 in LA
- Played a career high of 27 minutes and scored broke a career high scoring 16 points as well as grabbed a career high of 4 boards and 4 assists on 9/11
- Set a career high in minutes (33), points (19), field goals attempted (23) and field goals made (8) on 9/13 against San Antonio

### OVERSEAS COMPETITION:

- 2015-16: Charleville-Mezieres, France

### USA BASKETBALL:

- 2013 World University Games (Gold Medal)
- 2011 U19 National Team (Gold Medal)
- 2010 U17 National Team (Gold Medal)
- 2009 U16 National Team (Gold Medal)

### COLLEGE HIGHLIGHTS:

- NCAA all-time leader in three-pointers made, with 398
- Won 3 NCAA Championships at UConn (2013, 2014, 2015)
- 2014-15 AP All-American (Second Team)
- 2014-15 American Athletic Conference First Team
- 2014-15 American Athletic Conference Championship Most Outstanding Player
- 2015 All-NCAA Tournament Team
- 2014 All-NCAA Tournament Team
- 2013-14 Associated Press Honorable Mention All-American
- 2013 All-NCAA Tournament Team
- 2011-12 BIG EAST Tournament Most Outstanding Player
- 2011-12 BIG EAST Freshman of the Year
- 2011-12 BIG EAST Sixth Man of the Year
- Only the fifth UConn sophomore to be selected to the WBCA All-America Team



- 2013-2014 First triple-double by a Husky in NCAA Tournament play
- 2013-2014 Lincoln Regional MOP and spots on the All-NCAA Tournament and All-American Conference Tournament teams.

**PERSONAL:**

- Mother is Sundy Ali and stepfather is Khairi Ali
- Pre-communications major at Connecticut
- Started playing basketball in the third grade

**CAREER HIGHS:**

Points: 19 vs. San Antonio 9/13/15	OR: 2 vs. Minnesota 9/11/15
FGM: 8 vs. San Antonio 9/13/15	DR: 3 vs. Indiana 8/21/15
FGA: 23 vs. San Antonio 9/13/15	TR: 4 vs. Minnesota 9/11/15
3FGM: 3 @ Phoenix 7/12/15	AST: 4 vs. Minnesota 9/11/15
3FGA: 8 vs. San Antonio 9/13/15	STL: 1 (6 times)
FTM: 4 vs. Phoenix 7/10/15	BLK: 1 (2 times)
FTA: 4 vs. Phoenix 7/10/15	MIN: 33 vs. San Antonio 9/13/15

**CAREER REGULAR SEASON AVERAGES**

YEAR	TEAM	G	GS	MPG	FG%	3P%	FT%	OFF	DEF	RPG	APG	SPG	BPG	TO	PF	PPG
2015	SEA	27	0	12.3	0.390	0.281	0.875	0.2	0.7	0.9	0.6	0.2	0.0	0.7	1.0	5.8
Career		27	0	12.3	0.390	0.281	0.875	0.2	0.7	0.9	0.6	0.2	0.0	0.8	1.0	5.8



HEIGHT: 6-1  
 WEIGHT: 174  
 BIRTHDATE: June 6, 1987  
 BIRTHPLACE: Traralgon, Victoria, Australia  
 HOMETOWN: Melbourne, Australia  
 WNBA EXPERIENCE: 5 Seasons  
 HOW ACQUIRED: Via trade with Los Angeles in exchange for a 2015 2nd round draft pick  
 TWITTER HANDLE: @JennaOHea

**CAREER HIGHLIGHTS:**

- In 2004, O'Hea was named WNBL Betty Watson Rookie of the Year while playing with the Australian Institute of Sport
- Earned her back-to-back selections to the WNBL's All-Star Five (2010-11 and 2009-10), which is analogous to the All-WNBA First Team

**2015 HIGHLIGHTS WITH SEATTLE:**

- Scored a then-season high 9 points making a season-high 5 free throws on 6/21 against Phoenix. She again would go 5-of-5 from the line on 8/28 vs. San Antonio.
- Scored a new career high 17 points against Minnesota on 6/25, including shooting 3-fo-6 from distance
- Broke her then-career-high of 5 assists, dishing out 6 assists three times in 2015: 6/16 vs. Connecticut, 7/3 at Minnesota and 8/14 vs. Chicago

**2014 HIGHLIGHTS WITH SEATTLE:**

- Scored a season high 16 points at Los Angeles on Aug. 15
- Tied a then-career high with 15 points against Minnesota on June 27
- Suffered a broken toe in practice on May 27 in New York
- Following her return from a broken toe, O'Hea averaged 6.0 points per game and shot 65.2% from three (15.2% before the injury)
- On June 27 against Minnesota, O'Hea made a career-high 5 three pointers and since her return from her injury she has shot an 65.2% from the three-point line, before her injury she was only shooting 15% behind the arc.

**2013 HIGHLIGHTS WITH LOS ANGELES:**

- Shot 50% from the behind the arc on the season

**2012 HIGHLIGHTS WITH LOS ANGELES:**

- Played 8 games
- Scored a career-high 15 points vs. Minnesota on Sept. 4
- Missed the first 25 games of the season to train and play for the Australia National Team
- Played all four postseason games with the Sparks
- Averaged 2.3 points, 1.3 assists, 1.8 rebounds and 17.8 minutes.

**2011 HIGHLIGHTS WITH LOS ANGELES:**

- Averaged 4.8 points, 1.5 rebounds and 1.3 assists in 31 games as a rookie
- Ranked second in the WNBA in three-point field goal percentage at .444
- Four double-digit scoring efforts, including career-high 14 points on July 28 at Atlanta, shooting 5-of-7 from long-range
- First career double-double was 12-point, 11-rebound effort in July 17 win at San Antonio
- Made five consecutive starts beginning Aug. 18 vs. Indiana



**OVERSEAS COMPETITION:**

- 2015-16: Montpellier, France
- 2014-15: Montpellier, France
- 2013-14: Dandenong, Australia
- 2012-13: Dandenong, Australia
- 2011-12: Dandenong, Australia
- 2010-11: Bulleen, Australia
- 2009-10: Bulleen, Australia & Arras, France

**AUSTRALIAN NATIONAL TEAM HIGHLIGHTS:**

- Won a bronze medal with the Opals at the 2012 London Olympics
- Made her debut with the Senior National Team in 2009 and was named to the Opals' 2010 FIBA World Championship squad
- Over nine tournament games in Spain she averaged 5.9 points, 2.8 rebounds and 1.4 assists en route to Australia's fifth-place finish
- Scored six points in 22 minutes in a group stage loss to the United States on Sept. 29, 2010
- In a pre-World Championships exhibition win over the Americans 12 days earlier she poured in a game-high 24 points
- Led the Australian U-20 Sapphires in scoring at the 2007 World Championship, averaging 16.5 points per game which was also fourth best in the tournament

**PERSONAL:**


- Born on June 6, 1987 in Traralgon, Victoria, Australia
- Grew up in Melbourne, Australia
- The daughter of John and Marie O'Hea has two brothers, Matthew and Luke

**CAREER HIGHS:**

Points: 17 vs. Minnesota 6/25/15	OR: 3 (3 Times)
FGM: 6 @ Los Angeles 8/15/14	DR: 8 vs. San Antonio 7/18/11
FGA: 11 @ Los Angeles 8/15/14	TR: 11 vs. San Antonio 7/18/11
3FGM: 5 vs. Minnesota 6/27/14	AST: 6 (3 times)
3FGA: 6 (2 Times)	STL: 3 (6 Times)
FTM: 5 (2 times)	BLK: 2 (4 Times)
FTA: 5 (3 times)	MIN: 31 @ Los Angeles 8/15/14

**CAREER REGULAR SEASON AVERAGES**

YEAR	TEAM	G	GS	MPG	FG%	3P%	FT%	OFF	DEF	RPG	APG	SPG	BPG	TO	PF	PPG
2011	LAS	31	5	16.4	0.434	0.444	0.786	0.5	1.0	1.5	1.3	0.4	0.2	0.84	1.48	4.8
2012	LAS	8	0	18.0	0.520	0.500	0.714	1.0	1.5	2.5	2.0	0.4	0.1	0.75	1.75	4.8
2013	LAS	29	0	13.7	0.438	0.500	0.667	0.4	1.3	1.7	1.1	0.3	0.2	0.59	1.31	3.0
2014	SEA	29	0	13.4	0.436	0.403	0.900	0.5	0.8	1.3	1.0	0.4	0.3	0.83	1.69	4.8
2015	SEA	34	14	20.9	0.381	0.383	0.923	0.1	1.7	1.9	2.4	0.5	0.2	1.1	1.6	5.9
Career		131	19	16.4	0.421	0.424	0.828	0.4	1.3	1.7	1.5	0.4	0.2	0.9	1.5	4.7



HEIGHT: 6-3  
 WEIGHT: 176  
 BIRTHDATE: June 11, 1991  
 BIRTHPLACE: Kita-Ku, Tokyo, Japan  
 HOMETOWN: Kashiwa, Chiba, Japan  
 HIGH SCHOOL: Ohka Gakuen HS  
 WNBA EXPERIENCE: 1 Season  
 HOW ACQUIRED: Signed as a free agent on April 6, 2015  
 PRONUNCIATION: Rah-Moo Ta-caush-key  
 TWITTER HANDLE: @TOKASHIKI\_10

### CAREER HIGHLIGHTS:

- Named to WNBA All-Rookie team in 2015 alongside Seattle teammate Jewell Loyd
- Started 16 games as a WNBA rookie, averaging 8.2 points and 3.3 rebounds per game
- Is a three-time Most Valuable Player in the WJBL
- Has won the WJBL title every season since joining JX-Eneos in 2010-11
- Led the WJBL in scoring (19.5 points per game) and blocks (2.1 per game) in 2015-16
- Led the WJBL in scoring (18.7 points per game), rebounding (11.4 per game) and blocks (2.1 per game) in 2014-15

### 2015 HIGHLIGHTS WITH SEATTLE:

- Missed four games while with the Japanese National Team, competing in the 2015 FIBA Asia Women's Championship (Aug. 23 - Sept. 6)
- Scored a career-high 21 points on 6/28 at Tulsa, shooting 10-for-15 from the field
- Grabbed a career-high nine boards on 8/16 against San Antonio

### OVERSEAS COMPETITION:

- 2015-16: JX-Eneos, Japan

### NATIONAL TEAM EXPERIENCE:

- Led the Japanese National Team to a title at the 2015 FIBA Asia Championship
- Guided the Japanese National Team to a title in the 2013 FIBA Asia Championship, scoring 20 points and grabbing 18 rebounds in the championship game
- Led the Japanese National Team to third place at the 2011 FIBA Asia Championship

### PERSONAL:

- Goes by 'Taku,' pronounced "TOCK"
- Working on learning the English language
- Loves to listen to music



**CAREER HIGHS:**

Points: 21 at Tulsa 6/28/15	OR: 4 vs. San Antonio 8/16/15
FGM: 10 at Tulsa 6/28/15	DR: 6 at Connecticut 7/31/15
FGA: 15 at Tulsa 6/28/15	TR: 9 vs. San Antonio 8/16/15
3FGM: --	AST: 2 (7 times)
3FGA: --	STL: 1 (7 times)
FTM: 4 vs. Phoenix 7/10/15	BLK: 4 vs. Tulsa 6/30/15
FTA: 4 vs. Phoenix 7/10/15	MIN: 31 (2 times)

**CAREER REGULAR SEASON AVERAGES**

YEAR	TEAM	G	GS	MPG	FG%	3P%	FT%	OFF	DEF	RPG	APG	SPG	BPG	TO	PF	PPG
2015	SEA	30	16	20.6	0.415	0.000	0.862	0.7	2.6	3.3	0.8	0.2	0.9	0.8	2.0	8.2
Career		30	16	20.6	0.415	0.000	0.862	0.7	2.6	3.3	0.8	0.2	0.9	0.9	2.0	8.2



HEIGHT: 5-10  
 WEIGHT: 182  
 BIRTHDATE: July 15, 1988  
 BIRTHPLACE: San Antonio, TX  
 HOMETOWN: Dale City, VA  
 COLLEGE: Virginia  
 HIGH SCHOOL: Forest Park High School  
 WNBA EXPERIENCE: 6 years  
 DRAFTED BY: Minnesota 2011, 1st round (#2)  
 HOW ACQUIRED: Acquired from Minnesota on July 20, 2015 in exchange for Renee Montgomery and Seattle's 2nd round draft pick in 2016  
 TWITTER HANDLE: @monnie22

**CAREER HIGHLIGHTS:**

- Second overall pick in 2011 WNBA Draft
- WNBA All-Rookie selection in 2010
- WNBA Champion in 2011 and 2013 with Minnesota

**2015 HIGHLIGHTS WITH SEATTLE:**

- Was traded to Seattle from Minnesota on July 20, 2015 in exchange for Renee Montgomery and Seattle's 2016 second round draft pick
- Played in seven games, all with Minnesota, prior to the trade, before undergoing arthroscopic knee surgery, ending her season for rehab

**2014 HIGHLIGHTS WITH MINNESOTA:**

- Missed first 10 games of the season due to knee injury
- Played in 24 games
- Averaged 8.2 points per game, 3.2 assists, 1.33 steals and 26.9 minutes as a starter (9 games)
- Overall averaged 5.8 points per game, 2.2 rebounds, 2.1 assists, and 18.4 minutes
- Shot 41.9 percent from the field, 27.8 percent from behind the arc, and 73.8 percent from the free throw line
- Hit 3000 minutes played on August 2 against Tulsa
- Reached double figures on four separate occasions
- Tied career highs with seven assists and two blocks July 22 against Atlanta

**2013 HIGHLIGHTS WITH MINNESOTA**

- Played in 33 games, including three starts
- Averaged 9.0 points per game
- Shot 42.8% from the field and 79.1% from the free throw line
- Scored the 1000th point of her career July 24 against Phoenix
- Pulled in a career-high of nine rebounds on July 11 at Indiana

**2012 HIGHLIGHTS WITH MINNESOTA**

- Appeared in 34 games
- Averaged 8.6 ppg and 2.4 rpg in 19.4 mpg
- Tallied 18 points on June 9 at Tulsa

**2011 HIGHLIGHTS WITH MINNESOTA**

- Appeared in 29 games
- Logged 13.6 minutes per game, 5.1 points per game and 1.6 rebounds per game while shooting 37.9% from the field and 75.0% from the FT line
- Led Minnesota with a season-high 15 points and a career-high six assists Sept. 11 at Phoenix





**2010 HIGHLIGHTS WITH MINNESOTA**

- Named to the WNBA's All-Rookie Team
- Appeared in all 34 games, starting 24 of them
- Averaged 11.1 points per game, 2.9 rebounds per game and 1.00 steal per game while logging 25.5 minutes per game
- Led the Lynx in scoring on five seperate occasions

**OVERSEAS COMPETITION:**

- 2015-2015: Iceland
- 2013-2014: KEB Hanabank, South Korea
- 2012-2013: Dandenong Rangers, Australia
- 2011-2012: Botas, Turkey
- 2010-2011: Lotos Gdynia, Poland

**USA BASKETBALL HIGHLIGHTS:**

- Participated in USA Basketball's Women's National Team mini-camp in Las Vegas, Nevada in 2010
- Named to 2010 US Women's Select Team
- Participated in 2010 fall training session with U.S.Women's National Team
- Captain of USA Basketball's gold-medal-winning entry at the 2007 FIBA U19 World Championships, held in Bratislava, Slovakia where she averaged 9.8 ppg (45.7%), 2.4 rpg and 2.0 apg in nine contests

**COLLEGE HIGHLIGHTS:**

- Three-time (2008-2010) Associated Press All-America selection
- 2010 ACC Player of the Year
- Three-time All-ACC performer
- Passed Dawn Staley on Jan. 11, 2010 as the school's all-time scoring leader (2,540 points)
- Third on ACC's all-time scoring list (Averaged 19.1 points per game throughout her career)
- First Cavalier to be named ACC Defensive Player of the Year (2010)
- WBCA National Defensive Player of the Year her senior season
- A finalist for the Wade Trophy in 2009, and the Naismith Trophy and the Wooden Award in 2009 and 2010

**PERSONAL:**

- Daughter of Garry and Lynette Wright
- Has an older brother Gerard
- Volunteers at church basketball camps
- A Boys & Girls Club camp counselor

**CAREER HIGHS:**

Points: 32 vs Phoenix 6/1/10	OR: 3 (2 times)
FGM: 12 vs. Phoenix 6/1/10	DR: 7 @ Indiana 7/11/13
FGA: 23 vs. Phoenix 6/1/10	TR: 9 @ Atlanta 7/11/13
3FGM: 6 vs. Phoenix 6/1/10	AST: 7 vs. Atlanta 7/22/14
3FGA: 10 vs. Phoenix 6/1/10	STL: 5 vs. Tulsa 7/16/2014
FTM: 9 @ Los Angeles 9/20/12	BLK: 2 (2 times)
FTA: 12 @ Los Angeles 9/20/12	MIN: 39 @ Indiana 7/11/13

**CAREER REGULAR SEASON AVERAGES**

YEAR	TEAM	G	GS	MPG	FG%	3P%	FT%	OFF	DEF	RPG	APG	SPG	BPG	TO	PF	PPG
2010	MIN	34	24	25.5	0.370	0.340	0.819	0.9	2.0	2.9	1.5	1.0	0.2	1.9	3.0	11.1
2011	MIN	29	0	13.6	0.379	0.259	0.750	0.2	1.4	1.	1.1	0.7	0.1	0.9	1.6	5.1
2012	MIN	34	7	19.4	0.458	0.364	0.740	0.5	1.9	2.4	1.9	1.0	0.1	1.9	2.0	8.6
2013	MIN	33	3	22.5	0.428	0.256	0.791	0.6	2.3	2.9	2.3	1.0	0.1	1.7	2.7	9.0
2014	MIN	24	9	18.4	0.419	0.287	0.738	0.3	1.9	2.2	2.1	0.7	0.3	1.5	2.1	5.8
2015	MIN	7	0	11.5	0.200	0.167	0.587	0.1	0.7	0.9	1.1	0.2	0.1	1.0	1.0	2.1
Total		161	43	19.8	0.404	0.311	0.773	0.5	1.9	2.4	1.7	0.9	0.2	1.6	2.3	7.9





HEIGHT: 5-10  
 WEIGHT: 150  
 BIRTHDATE: June 4, 1993  
 BIRTHPLACE: Provo, UT  
 HOMETOWN: Mapleton, UT  
 COLLEGE: BYU  
 HIGH SCHOOL: Springville (UT)  
 WNBA EXPERIENCE: Rookie  
 DRAFTED BY: Seattle 2016, 3rd round (#26)  
 TWITTER HANDLE: @LexiRydalch21

**CAREER HIGHLIGHTS:**


- Selected 26th overall by Seattle in the 2016 WNBA Draft
- Named the 2015-16 WCC Women's Basketball Player of the Year
- Ended her WCC career as the all-time leading scorer for both men and women with 2,535 career points

**COLLEGE HIGHLIGHTS:**

- Ranks second all-time at BYU in scoring with 2,535 career points
- Named the 2015-16 WCC Women's Basketball Player of the Year
- Ranked fifth in the nation with 24.2 points per game as a senior
- Guided BYU to the NCAA Tournament every season except her medical redshirt year
- Ended her WCC career as the all-time leading scorer for both men and women with 2,535 career points
- Named 2015-16 AP Women's Basketball All-America Honorable Mention following her senior season
- Named WCC Women's Basketball First Team
- Finished 2015-16 with 32 double figure scoring games 116 in career, including four with 30-plus points
- Garnered three WCC Player of the Week honors in 2015-16
- Named to the WCC All-Academic Team following her senior and junior campaigns
- Named 2014-15 AP Women's Basketball All-America Honorable Mention following her junior season
- Named West Coast Conference Championship MVP following her junior campaign in 2014-15
- Garnered WCC First Team accolades after her junior season
- Named to the 2013-14 College Sports Madness WCC Second Team
- 2013-14 WCC All-Academic Honorable Mention
- Suffered season-ending ACL injury to right knee during the home game vs. Utah State during the 2012-13 campaign and was granted a medical redshirt
- Named WCC Co-Newcomer of the Year and made the WCC All-Freshman Team following 2011-12
- Was named Female Rookie of the Year by Cougar Club

**PERSONAL:**

- Parents are Alan and Aleisa
- Has six siblings; Preston, Jake, Hank, Liz, Maddy, Meg
- Married to Trevor Rydalch
- Started playing basketball in seventh grade
- Competed for the BYU track and field high jump team from 2012-14 and was a high jump state champion in 2011
- Two-time Utah Gatorade Player of the Year (2010, 2011)
- Also played soccer growing up



HEIGHT: 6-4  
 WEIGHT: 170  
 BIRTHDATE: Aug. 27, 1994  
 BIRTHPLACE: North Syracuse, NY  
 HOMETOWN: North Syracuse, NY  
 COLLEGE: Connecticut  
 HIGH SCHOOL: Cicero North High School  
 WNBA EXPERIENCE: Rookie  
 DRAFTED BY: Seattle 2016, 1st round (#1)  
 TWITTER HANDLE: @bre\_stewart30

### CAREER HIGHLIGHTS:

- Selected first overall by Seattle in the 2016 WNBA Draft
- Was part of the only four-time national champion class in NCAA history
- Became the only four-time Final Four Most Outstanding Player in NCAA history
- Became the only three-time Associated Press Player of the Year in NCAA history

### USA BASKETBALL HIGHLIGHTS:

- Twice named the USA Basketball Female Athlete of the Year
- Won a Gold Medal with Team USA at the 2014 FIBA World Championships
- Claimed tournament MVP honors as the USA U-19 team won a Gold Medal at the 2013 U-19 World Championship
- Claimed tournament MVP honors as the USA U-18 team won a Gold Medal at the 2012 FIBA Americas U-18 Championship
- Became the second high-school player to play for Team USA at the Pan American Games in 2011
- Named to the All-Tournament Team as the USA U-19 team won a Gold Medal at the 2011 U-19 World Championship
- Won a Gold Medal with the USA U-17 team at the 2010 FIBA U17 World Championship
- Won a Gold Medal with the USA U-16 team at the 2009 FIBA Americas U16 Championship

### COLLEGE HIGHLIGHTS:

- Named the 2016 Associated Press Player of the Year, Naismith Trophy Winner, Wade Trophy Winner, John R. Wooden Award Winner, American Athletic Conference Player of the Year and Final Four Most Outstanding Player
- In 2016 became the first-ever unanimous Associated Press Player of the Year
- Named the 2015 Associated Press Player of the Year, Naismith Trophy Winner, Wade Trophy Winner, John R. Wooden Award Winner, American Athletic Conference Player of the Year and Final Four Most Outstanding Player
- Named the 2014 Associated Press Player of the Year, Naismith Trophy Winner, USBWA Player of the Year, espnW Player of the Year, Honda Sports Award Winner, American Athletic Conference Player of the Year and Final Four Most Outstanding Player
- Named the 2013 Final Four Most Outstanding Player, becoming the first freshman to win the award in more than two decades
- Helped Connecticut to a pair of undefeated seasons (2013-14 and 2015-16)
- Became the only player in Division I history to finish her career with at least 300 blocks and 300 assists
- Helped Connecticut achieve the longest NCAA tournament winning streak in women's college basketball history (24 games)
- Finished with the second-most blocked shots in NCAA tournament history (71)



**PERSONAL:**

- Daughter of Heather and Brian Stewart
- Was a Scholar-Athlete and winner of Cicero North's Outstanding Character Award
- Grew up attending Syracuse University games and ended up defeating Syracuse in her final collegiate game
- Is the fifth Connecticut player to be taken No. 1 overall in the WNBA Draft
- Named an Academic All-American in 2014-15 and the winner of the 2015-16 Senior CLASS Award, given to the most outstanding senior student athlete in Division I women's basketball
- Plays video games Guitar Hero and Rock Band in her free time





HEIGHT: 5-10  
BIRTHDATE: July 19, 1993  
BIRTHPLACE: Wellesley, MA  
HOMETOWN: Wellesley, MA  
COLLEGE: Princeton  
HIGH SCHOOL: Wellesley (MA)  
WNBA EXPERIENCE: Rookie  
HOW ACQUIRED: Signed as a free agent on Feb. 18, 2016  
PRONUNCIATION: Dee-Drick  
TWITTER HANDLE: @Shakeandblake11

**CAREER HIGHLIGHTS:**

- Signed as a free agent with Seattle on Feb. 18, 2016

**OVERSEAS COMPETITION:**

- 2015-16: Cestistica Orvieto, Italy

**COLLEGE HIGHLIGHTS:**

- Named the 2014-15 Ivy League Player of the Year as a senior
- Chosen as an All-American honorable mention by the Associated Press and Women's Basketball Coaches Association after senior season
- Named to the All-Ivy League first team as a junior in 2013-14
- Led the Ivy League in assists her senior season (4.9 per game) while setting the Tigers single-season assists record with 157
- Scored a career-high 28 points vs. Yale on 2/15/14

**PERSONAL:**

- Daughter of Steve and Martha Dietrick; has a younger brother Tucker
- Is also a former lacrosse and cross country athlete
- Majored in English at Princeton
- Guided Wellesley High School to an 84-9 record in her career
- Became Wellesley's all-time leading scorer, male or female, with 1,440 points



HEIGHT: 6-0  
BIRTHDATE: Mar. 3, 1992  
BIRTHPLACE: Newark, NJ  
HOMETOWN: Newark, NJ  
COLLEGE: Maryland  
HIGH SCHOOL: University (NJ)  
WNBA EXPERIENCE: Rookie  
DRAFTED BY: New York, 2015, Third Round (#27)  
HOW ACQUIRED: Signed as a free agent on  
TWITTER HANDLE:

**CAREER HIGHLIGHTS:**

- Drafted 27th overall by New York in the 2015 WNBA Draft

**COLLEGE HIGHLIGHTS:**

- Was named to the All-Big Ten Second Team in 2014-15
- Was named an All-ACC Honorable Mention in 2011-12
- Earned a spot on the preseason All-ACC Team in 2012
- Was named to the Wooden Preseason Top 30 in 2012
- Scored a career-high 28 points vs. Indiana on 2/26/15
- Scored in double figures 25 times during the 2014-15 season

**PERSONAL:**

- Daughter of Duane Mincy and Carol Smith
- Has two siblings, Edward Smith and Charae Baulkman
- Finished in the top-10 of her 2010 graduating class
- Sports hero is Michael Jordan
- Family Science major at Maryland





HEIGHT: 6-5  
 WEIGHT: 210  
 BIRTHDATE: June 10, 1989  
 BIRTHPLACE: Orlando, FL  
 HOMETOWN: Orlando, FL  
 COLLEGE: Duke  
 HIGH SCHOOL: First Academy (FL)  
 WNBA EXPERIENCE: 4 Seasons  
 HOW ACQUIRED: Signed as free agent on April 6, 2016  
 TWITTER HANDLE: @KThomasGCU

**CAREER HIGHLIGHTS:**

- Drafted 36th overall by Seattle in the 2011 WNBA Draft
- Appeared in four games of the 2011 WNBA Playoffs and five games in the 2013 Playoffs
- Set the Phoenix franchise record for offensive rebounds in a season with 93 in 2012
- Ranked fifth in the WNBA with 8.0 rebounds her game in 2012

**2014 HIGHLIGHTS WITH INDIANA:**

- Played in 21 games, averaging 2.0 points and 2.2 rebounds in 8.4 minutes
- Scored a season-high 10 points on 8/2/14 against Phoenix
- Grabbed a season-high eight rebounds against New York on 8/17/14

**2013 HIGHLIGHTS WITH PHOENIX:**

- Appeared in all 34 regular-season games, averaging 2.3 points and 4.1 rebounds in 14.0 minutes per game
- Appeared in five games during the 2013 WNBA Playoffs

**2012 HIGHLIGHTS WITH PHOENIX:**

- Played in 29 games, starting 25 and averaging a career-high 26.6 minutes per game
- Averaged career highs of 6.4 points and 8.0 rebounds per game
- Scored a career-high 15 points on 6/20/12 against Washington
- Pulled down a career-high 18 rebounds on 9/23/12 against Seattle
- Recorded 10 or more rebounds in five straight games Sept. 14-23, the longest streak in franchise history
- Set the franchise record for offensive rebounds in a season with 93
- Ranked fifth in the WNBA with 8.0 rebounds her game

**2011 HIGHLIGHTS WITH SEATTLE AND PHOENIX:**

- Played seven games for the Storm after being drafted by Seattle
- Played eight regular-season games for Phoenix after being waived by Seattle, averaging 2.6 points and 1.0 rebounds per game for the Mercury
- Appeared in four games during the 2011 WNBA Playoffs

**OVERSEAS COMPETITION:**

- 2013-14: Perfumerias Avenida, Spain
- 2012-13: Jiangsu Phonenix, China
- 2011-12: Lyon, France

**USA BASKETBALL HIGHLIGHTS:**

- Helped the USA U-19 team win gold at the FIBA U-19 World Championship



**COLLEGE HIGHLIGHTS:**

- Grabbed 300 rebounds in her senior campaign (2010-11), the third most in Duke single-season history
- Named the Full Court Press ACC Defensive Player of the Year in 2010-11 while leading the ACC in rebounds per game with a 9.0 average
- Named an All-ACC third team selection in 2010-11
- Captained the team her senior year
- Led the Blue Devils to two straight ACC regular-season titles, back-to-back ACC tournament titles and two consecutive Elite 8 appearances
- Ranks sixth in career rebounds with 776 and third all-time in blocked shots with 196
- Became one of only two players to pull down 300 rebounds in a single season

**PERSONAL:**

- Daughter of Natalie and Victor Thomas
- Is the oldest of 5 siblings, and sister Loren plays professional volleyball overseas
- Was a psychology major at Duke
- Led the First Academy to back to back state titles in high school
- Was a member of the 2007 McDonald's All American team and 2007 WBCA All-American team
- Named the Florida Gatorade Player of the Year in 2007
- Was an assistant coach at Grand Canyon University this past season, with duties including recruitment, player

**CAREER HIGHS:**

Points: 15 vs. Washington 6/20/12	OR: 8 vs. New York 8/23/12
FGM: 7 (3 times)	DR: 12 vs. Seattle 9/23/12
FGA: 13 vs. Tulsa 9/14/12	TR: 18 vs. Seattle 9/23/12
3FGM: --	AST: 4 (2 times)
3FGA: 1 vs. Connecticut 9/12/12	STL: 2 (2 times)
FTM: 5 at Chicago 6/29/12	BLK: 4 (2 times)
FTA: 8 (2 times)	MIN: 36 at Chicago 6/29/12)

**CAREER REGULAR SEASON AVERAGES**

YEAR	TEAM	G	GS	MPG	FG%	3P%	FT%	OFF	DEF	RPG	APG	SPG	BPG	TO	PF	PPG
2011	PHO	8	0	12.3	56.3	0.0	50.0	0.5	0.5	1.0	0.1	0.0	0.6	0.3	1.9	2.6
2011	SEA	7	0	3.1	100	0.0	0.0	0.1	0.4	0.6	0.1	0.2	0.2	1.0	1.0	0.3
2012	PHO	29	25	26.6	48.4	0.0	50.0	3.2	4.8	8.0	0.9	0.1	0.9	2.2	3.2	6.4
2013	PHO	34	3	14.0	51.6	0.0	41.9	1.1	3.0	4.1	0.2	0.2	0.5	0.9	2.6	2.3
2014	IND	21	3	8.4	54.5	0.0	42.9	0.7	1.5	2.2	0.4	0.1	0.7	0.5	1.4	2.0
Total		99	31	15.6	50.6	0.0	47.0	1.5	2.8	4.4	0.4	0.2	0.6	1.2	2.4	3.3



HEIGHT: 5-11  
 BIRTHDATE: May 14, 1991  
 BIRTHPLACE: Mesa, AZ  
 HOMETOWN: Phoenix, AZ  
 COLLEGE: Arizona  
 HIGH SCHOOL: St. Mary's HS (AZ)  
 WNBA EXPERIENCE: 2 years  
 DRAFTED BY: San Antonio, 2013, Second Round (#16)  
 HOW ACQUIRED: Signed as a free agent on Feb. 29, 2016  
 PRONUNCIATION: DAV-uh-lin  
 TWITTER HANDLE:

**CAREER HIGHLIGHTS:**

- Drafted 16th overall by San Antonio in the 2013 WNBA Draft

**2014 HIGHLIGHTS WITH SAN ANTONIO:**

- Missed all but two games of the season due to a torn ACL

**2013 HIGHLIGHTS WITH SAN ANTONIO:**

- Averaged 4.5 points and 1.8 assists 14.3 minutes during her rookie campaign
- Her season ended with a partially torn Achilles tendon suffered on 8/30 at Tulsa
- Scored a career-high 14 points vs. Tulsa on 8/27
- Tied a then-career-high 13 points and handed out a career-high 7 assists vs. Seattle on 8/25
- Made the first start of her career at Tulsa on 8/23/13 in place of injured Danielle Robinson
- Scored in double figures for the first time this season at Indiana (8/21/13) with 10 points
- Had six points, two rebounds and an assists in her professional debut against Indiana on May 24
- Selected in the second round (16th overall) of the 2013 WNBA Draft

**COLLEGE HIGHLIGHTS:**

- All-Pac 12 Coaches Selection (2010, 2011, 2012, 2013)
- All-Pac 12 Media Selection (2010, 2012, 2013)
- Associated Press Honorable Mention All-American (2012)
- Full Court Press Second Team Freshman All-American (2010)
- Pac 10 Freshman of the Year (2010)
- All-Pac 10 Freshman Team (2010)
- Led Arizona in points per game (16.8), rebounds (6.3), assists (5.2), steals (2.6) and minutes played (35.5) •
- Posted the first triple-double in Arizona women's basketball history with 31 points, 16 rebounds and 10 assists against Arizona State on Feb. 19
- Notched 28 double-digit scoring performances
- Finished her career with 2,059 points for the second-highest total in school history
- Second Arizona player all-time to cross the 2,000-point plateau
- Finished ranked on 14 top-10 career lists including 3-point attempts (first; 813), 3-pointers made (second; 274), total steals (second; 266), field goals made (third; 666), average minutes played (third; 33.7), free throws attempted (third; 671) and scoring average (third; 16.3)
- Became the second sophomore in program history to join the 1,000-point club with 24 points against Utah State in the WNIT

**PERSONAL:**

- Daughter of Devon and Colleen Whyte
- Father, Devon, is currently a member of the coaching staff for the Chicago White Sox of Major League Baseball and was a three-time All-Star and seven-time Gold Glove winner during his 17-year MLB career
- Has one older brother, Thaddeus, and a younger sister, Anaya
- Graduated from the University of Arizona in 2013 with a degree in family studies and a minor in education
- Was named the Gatorade Player of the Year in 2009



**CAREER HIGHS:**

Points: 14 vs. Seattle 8/27/13	OR: 3 @ Tulsa 8/23/13
FGM: 5 vs. Seattle 8/27/13	DR: 5 @ Atlanta 6/30/13
FGA: 14 vs. Seattle 8/27/13	TR: 5 2 times
3FGM: 3 2 times	AST: 7 vs. Seattle 8/25/13
3FGA: 9 vs. Seattle 8/27/13	STL: 3 @ Minnesota 8/2/13
FTM: 6 vs. Minnesota 7/19/13	BLK: 23 @ Chicago 6/9/13
FTA: 6 vs. Minnesota 7/19/13	MIN: 32 2 times

**CAREER REGULAR SEASON AVERAGES**

YEAR	TEAM	G	GS	MPG	FG%	3P%	FT%	OFF	DEF	RPG	APG	SPG	BPG	TO	PF	PPG
2013	SAS	29	4	14.9	0.323	0.300	0.757	0.6	1.3	1.9	1.8	0.6	0.2	1.4	1.2	4.5
2014	SAS	2	0	4.9	0.000	0.000	0.000	0.0	0.0	0.0	0.5	0.5	0.0	0.5	1.5	0.0
Total		31	4	14.3	0.316	0.295	0.757	0.6	1.2	1.8	1.7	0.7	0.2	1.4	1.3	4.2



Back row (L-R): Assistant Coach Ron Fodor, Assistant Coach Ryan Webb, Head Coach Jenny Boucek, Crystal Langhorne, Abby Bishop, Quanitra Hollingsworth, Markeisha Gatling, Ramu Tokashiki, Athletic Trainer Tom Spencer, Assistant Coach Leah Drury, Assistant Coach Julie Rousseau, Sports Performance Coach Shireen Mansoori  
 Front row (L-R): Basketball Operations Manager Preston Fawcett, Renee Montgomery, Jenna O'Hea, Kaleena Mosqueda-Lewis, Jewell Loyd, Sue Bird, Alysha Clark, Angel Goodrich, Adanced Scout Emre Vatersever

	<b>RECORD</b>	<b>HOME</b>	<b>ROAD</b>	<b>OT</b>
Overall	10-24	8-9	2-15	0-0
EASTERN	2-10	2-4	0-6	0-0
WESTERN	8-14	6-5	2-9	0-0

<b>BY MONTH</b>	<b>RECORD</b>	<b>HOME</b>	<b>ROAD</b>	<b>OT</b>
June	3-7	2-3	1-4	0-0
July	2-8	2-2	0-6	0-0
August	4-5	3-2	1-3	0-0
September	1-4	1-2	0-2	0-0
TOTALS	10-24	7-9	2-15	0-0

	70+	<70
Storm Scores	7-10	3-11
Storm Allows	2-20	8-4

**OVERALL STREAKS**

Longest Win: 2  
 Longest Loss: 5  
 Last win: 9/11/15 vs. Minnesota, 78-64  
 Last loss: 9/13/15 vs. San Antonio, 58-59

**HOME STREAKS**

Longest Win: 2  
 Longest Loss: 3

**ROAD STREAKS**

Longest Win: 1  
 Longest Loss: 10



## 2015 TEAM BOX SCORE

PLAYER	G	GS	MIN	FG	FGA	PCT	FT	FTA	PCT	OFF	DEF	TOT	AST	PF	DQ	STL	TO	BLK	PTS	AVG			
Langhorne	34	34	873	156	286	.545	0	2	.000	66	88	.750	39	155	194	32	63	1	37	70	14	378	11.1
Loyd	34	23	882	125	304	.411	10	48	.208	104	115	.904	33	86	119	66	53	0	19	68	8	364	10.7
Bird	27	27	773	107	279	.384	25	83	.301	39	49	.796	5	58	63	147	32	0	24	66	2	278	10.3
Tokashiki	30	16	618	98	236	.415	0	2	.000	50	58	.862	21	77	98	24	60	0	7	26	27	246	8.2
Montgomery	17	2	303	40	106	.377	20	51	.392	20	23	.870	3	28	31	51	35	0	16	34	3	120	7.1
Clark	33	31	763	86	158	.544	24	68	.353	31	40	.775	13	108	121	39	79	0	23	36	6	227	6.9
O'Hea	34	14	710	64	168	.381	36	94	.383	36	39	.923	5	58	63	82	54	0	19	40	10	200	5.9
Mosqueda-Lewis	27	0	333	62	159	.390	18	64	.281	14	16	.875	5	19	24	17	26	0	6	21	2	156	5.8
Gatling	25	4	342	50	101	.495	0	0	---	33	38	.868	22	71	93	7	53	0	9	24	14	133	5.3
Bishop	26	14	509	52	135	.385	23	70	.329	8	13	.615	7	83	90	25	72	0	19	28	20	135	5.2
Hollingsworth	27	0	331	27	60	.450	0	1	.000	33	50	.660	21	77	98	9	64	0	12	38	8	87	3.2
Goodrich	23	5	363	31	76	.408	3	10	.300	5	10	.500	5	34	39	70	18	0	14	27	0	70	3.0
Wright (TOT)	7	0	80	4	20	.200	1	6	.167	6	7	.857	1	5	6	8	7	0	2	7	1	15	2.1
STORM	34	-	6800	898	2068	.434	159	493	.323	439	539	.814	179	854	1033	569	609	1	205	514	114	2394	70.4
OPPONENTS	34	-	6800	962	2230	.431	174	552	.315	488	618	.790	300	856	1156	572	597	3	264	433	148	2586	76.1

### SINGLE GAME HIGHS

### AVERAGE PER GAME

PLAYER	MIN	FG	FT	OR	DR	TOT	AST	STL	TO	BLK	PTS	MIN	REB	AST	STL	TO	BLK	PTS
Bird	34	7	6	2	5	5	13	4	5	1	17	28.6	2.3	5.4	0.8	2.4	0.0	10.3
Bishop	28	7	2	1	9	9	3	3	3	4	18	19.6	3.5	1.0	0.7	1.0	0.7	5.2
Clark	33	5	4	2	8	9	3	3	4	1	14	23.1	3.7	1.2	0.7	1.0	0.1	6.9
Gatling	33	5	6	3	9	12	2	2	4	3	16	13.7	3.7	0.3	0.3	0.9	0.5	5.3
Goodrich	40	6	3	1	10	10	8	3	5	0	12	15.8	1.7	3.0	0.6	1.1	0.0	3.0
Hollingsworth	33	2	4	3	9	12	2	3	4	4	8	12.3	3.6	0.3	0.4	1.4	0.3	3.2
Langhorne	36	12	6	5	8	10	3	5	6	2	29	25.7	5.7	0.9	1.0	2.0	0.4	11.1
Loyd	35	7	14	3	6	7	6	2	6	1	21	25.9	3.5	1.9	0.5	2.0	0.2	10.7
Montgomery	28	6	4	1	3	4	7	3	4	1	19	17.9	1.2	2.5	0.6	1.0	0.0	5.7
Mosqueda-Lewis	33	8	4	2	3	4	4	1	4	1	19	12.3	0.9	0.6	0.2	0.7	0.0	5.8
O'Hea	31	5	5	2	5	6	6	2	4	2	17	20.9	1.9	2.4	0.5	1.1	0.2	5.9
Tokashiki	31	10	5	4	6	9	2	1	3	4	21	20.6	3.3	0.8	0.2	0.8	0.9	8.2
Wright	19	1	3	1	2	2	3	1	3	1	5	11.5	0.9	1.1	0.2	1.0	0.1	2.1
STORM	200	38	26	14	34	47	25	15	25	10	94	40.0	30.4	16.7	6.0	15.1	3.4	70.4
OPPONENTS	200	21	5	2	17	26	9	1	6	0	54	40.0	34.0	16.8	7.8	12.7	4.4	76.1

## 2015 SEASON NOTES

- Jenny Boucek, in her first season as head coach, led the team to a 10-24 record.
- Seattle swept Western Conference rival Los Angeles, (4-0), including a dominating 86-61 victory on the team's opening night at KeyArena on June 6. The Sparks were coached by former Storm head coach Brian Agler.
- Following a rookie season that saw her lead the league's rookies in scoring average, minutes played and minutes per game, and ranking fourth in rebounds, Jewell Loyd was named the 2015 WNBA Rookie of the Year a first for the Seattle Storm franchise.
- Sue Bird scored her 5,000th career point on Aug. 2 at New York, in front of friends and family, becoming the first player in WNBA history to score 5,000 career points and record 2,000 assists
- Sue Bird finished the season with a 5.4 apg average, the second-best in the league behind Chicago's Courtney Vandersloot.

# GAME BY GAME RESULTS



## 2015 GAME BY GAME RESULTS

DATE	OPPONENT	RESULT	HOME	ROAD	TOTAL	Top Scorer	Top Rebounder	Top Assists	Atten.
<b>MAY</b>									
26*	PHOENIX	W 73-59	--	--	--	Loyd - 15	Tokashiki - 6	Bird - 7	3,693
28*	at Phoenix	L 79-73	--	--	--	Langhorne - 17	Langhorne - 7	Bird - 4 Davis - 4	5,578
<b>JUNE</b>									
6	LOS ANGELES	W 86-61	1-0	0-0	1-0	Montgomery - 19	Langhorne - 9	Bird - 5 Montgomery - 5	9,686
9	at Tulsa	L 45-68	1-0	0-1	1-1	Montgomery - 10	Hollingsworth - 8	Montgomery - 3	4,149
11	at Minnesota	L 70-94	1-0	0-2	1-2	Bird - 12	Langhorne - 8	Bird - 6	8,132
14	at Los Angeles	W 60-54	1-0	1-2	2-2	Bishop - 18	Clark - 8	Bird - 6	12,148
16	CONNECTICUT	L 58-79	1-1	1-2	2-3	Langhorne - 13	Langhorne - 6	O'Hea - 6	4,941
21	PHOENIX	L 72-84	1-2	1-2	2-4	Langhorne - 13	Clark - 9	Bird - 8	5,947
25	MINNESOTA	L 73-76	1-3	1-2	2-5	O'Hea - 17	Bishop - 9	Bird - 5	5,627
27	at San Antonio	L 71-73	1-3	1-3	2-6	Langhorne - 18	Langhorne - 9	Bird - 7	4,067
28	at Tulsa	L 89-93	1-3	1-4	2-7	Loyd - 21 Tokashiki - 21	Hollingsworth - 7	Montgomery - 7	4,985
30	TULSA	W 74-69	2-3	1-4	3-7	Bird - 17	Hollingsworth - 7	Bird - 3 Loyd - 3 Montgomery - 3 O'Hea - 3	4,352
<b>JULY</b>									
3	at Minnesota	L 57-82	2-3	1-5	3-8	Bird - 10 Langhorne - 10	Langhorne - 8	Bird - 6 O'Hea - 6	7,523
5	at Atlanta	L 64-72	2-3	1-6	3-9	Loyd - 12	Langhorne - 8	Bird - 5	5,385
8	at Indianapolis	L 65-88	2-3	1-7	3-10	Loyd - 15	Hollingsworth - 6	Bird - 5	12,189
10	PHOENIX	L 79-94	2-4	1-7	3-11	Montgomery - 14	Bishop - 4 Langhorne - 4 Montgomery - 4	Montgomery - 5	9,686
12	at Phoenix	L 60-70	2-4	1-8	3-12	Loyd - 16	Clark - 6 Gatling - 6	Goodrich - 8	9,916
15	LOS ANGELES	W 68-61	3-4	1-8	4-12	Loyd - 13	Langhorne - 7	Bird - 5	9,686
18	ATLANTA	W 86-73	4-4	1-8	5-12	Clark - 14 Tokashiki - 14	Langhorne - 9	Bird - 12	9,686
21	NEW YORK	L 77-81	4-5	1-8	5-13	Bird - 14 Tokashiki - 14	Clark - 6	Bird - 7	4,978
29	at Washington	L 74-87	4-5	1-9	5-14	Bishop - 17	Loyd - 6	Goodrich - 7	17,114
31	at Connecticut	L 66-67	4-5	1-10	5-15	Bird - 15	Langhorne - 6	Bird - 5 Goodrich - 5	6,157
<b>AUGUST</b>									
2	at New York	L 62-78	4-5	1-11	5-16	Bird - 14	Loyd - 5	Goodrich - 7	10,682
8	at San Antonio	L 81-88	4-5	1-12	5-17	Langhorne - 29	Tokashiki - 5	Bird - 13	4,691
11	at Los Angeles	W 85-77	4-5	2-12	6-17	Langhorne - 18	Langhorne - 6 Tokashiki - 6	Goodrich - 6	8,068
12	at Phoenix	L 66-83	4-5	2-13	6-18	Mosqueda-Lewis - 14 Tokashiki - 14	Langhorne - 7	Clark - 3 Goodrich - 3 Mosqueda-Lewis - 3	8,906
14	CHICAGO	L 84-94	4-6	2-13	6-19	Gatling - 16	Langhorne - 8	Bird - 8	5,684
16	SAN ANTONIO	W 72-63	5-6	2-13	7-19	Loyd - 18	Tokashiki - 9	Bird - 5	5,748
21	INDIANA	L 63-75	5-7	2-13	7-20	Loyd - 15	Gatling - 6 Loyd - 6	Bird - 3 Goodrich - 3	5,726
28	SAN ANTONIO	W 83-69	6-7	2-13	8-20	Langhorne - 22	Langhorne - 10	Bird - 5	5,676
30	WASHINGTON	W 69-59	7-7	2-13	9-20	Loyd - 18	Clark - 6	O'Hea - 5 O'Hea - 4	5,724
<b>SEPTEMBER</b>									
3	TULSA	L 67-85	7-8	2-13	9-21	Loyd - 16	Langhorne - 8	Goodrich - 6 Loyd - 6	4,342
6	at Chicago	L 65-93	7-8	2-14	9-22	Loyd - 21	Loyd - 7	Goodrich - 8	6,205
8	at Minnesota	L 67-73	7-8	2-15	9-23	Langhorne - 14	Clark - 6	Bird - 8	8,951
11	MINNESOTA	W 78-64	8-8	2-15	10-23	Mosqueda-Lewis - 16	Gatling - 10	Goodrich - 5	7,012
13	SAN ANTONIO	L 58-59	8-9	2-15	10-24	Mosqueda-Lewis - 19	Gatling - 12 Hollingsworth - 12	Goodrich - 4	6,256

\* Preseason

# GAME BY GAME STATISTICS



## 2014 STORM AND OPPONENT GAME-BY-GAME STATISTICS

DATE	OPPONENT	FG	FGA	PCT	3P	3PA	PCT	FT	FTA	PCT	OR	DR	TOT	AST	PF	ST	TO	BS	1ST	2ND	3RD	4TH	OT	FINAL
June 6	LA at Seattle	23	67	.343	4	22	.182	11	13	.846	8	26	34	17	15	3	8	1	18	14	13	16		61 86
June 9	Seattle at Tulsa	15	63	.238	4	24	.167	11	12	.917	6	29	35	7	25	7	18	5	7	8	19	11		45 68
June 11	Seattle at Minnesota	24	63	.381	7	19	.368	15	16	.938	3	18	21	19	18	2	9	4	11	18	19	22		70 94
June 14	Seattle at LA	21	54	.389	6	18	.333	12	17	.706	4	29	33	15	13	4	12	1	15	9	18	18		60 54
June 21	Phoenix at Seattle	27	65	.415	7	17	.412	23	28	.821	8	24	32	11	20	11	8	9	19	25	20	20		84 72
June 25	Minnesota at Seattle	29	64	.453	1	7	.143	17	21	.810	8	24	32	18	18	10	14	10	19	23	12	22		76 73
June 27	Seattle at San Antonio	29	65	.446	5	13	.385	8	8	100.0	5	22	27	16	17	11	14	2	23	17	19	14		71 73
June 28	Seattle at Tulsa	35	69	.507	7	16	.438	12	13	.923	6	20	26	21	24	8	9	5	28	14	33	14		89 93
June 30	Tulsa at Seattle	23	65	.354	9	22	.409	14	19	.737	8	28	36	13	20	4	10	4	24	16	13	16		69 74
July 3	Seattle at Minnesota	24	62	.387	5	18	.278	4	5	.800	2	22	24	22	13	7	12	3	14	19	10	14		57 82
July 5	Seattle at Atlanta	23	59	.390	4	17	.235	14	16	.875	4	27	31	19	26	10	14	6	14	13	12	25		64 72
July 8	Seattle at Indiana	19	45	.422	5	17	.294	22	26	.846	4	24	28	12	17	4	19	4	17	18	20	10		65 88
July 10	Phoenix at Seattle	37	71	.521	8	17	.471	12	15	.800	7	25	32	21	22	12	10	6	25	21	24	24		94 79
July 12	Seattle at Phoenix	24	63	.381	8	18	.444	4	7	.571	2	26	28	21	18	3	12	3	15	12	18	15		60 70
July 15	LA at Seattle	25	51	.490	3	14	.214	8	12	.667	3	23	26	14	17	4	21	4	25	12	13	11		61 68
July 18	Seattle at Atlanta	33	58	.569	3	7	.429	17	23	.739	4	27	31	25	21	8	16	4	27	21	20	18		86 73
July 21	New York at Seattle	35	72	.486	2	10	.200	9	14	.643	10	22	32	20	15	7	10	2	26	14	17	24		81 77
July 29	Seattle at Wash.	30	73	.411	5	15	.333	9	11	.818	8	25	33	20	14	3	7	4	14	23	13	24		74 87
July 31	Seattle at Conn.	24	61	.393	2	9	.292	16	19	.842	6	29	35	12	16	8	15	2	16	24	11	15		66 67
Aug. 2	Seattle at New York	24	62	.387	8	17	.471	6	9	.667	6	27	33	18	15	6	17	1	23	12	9	18		62 78
Aug. 8	Seattle at SA	35	66	.530	2	11	.182	9	10	.900	1	22	23	25	22	6	15	4	12	22	24	23		81 88
Aug. 11	Seattle at LA	34	67	.507	7	17	.412	10	11	.909	3	27	30	24	17	7	9	4	13	22	24	26		85 77
Aug. 12	Seattle at Phoenix	28	66	.424	4	11	.364	6	7	.857	7	22	29	15	17	6	10	0	17	25	5	19		66 83
Aug. 14	Chicago at Seattle	34	74	.459	2	8	.250	24	28	.857	14	24	38	14	19	5	6	7	27	25	19	23		94 84
Aug. 16	SA at Seattle	22	59	.373	4	13	.308	15	18	.833	7	22	29	12	19	9	15	3	19	16	10	18		63 72

- CONTINUED NEXT PAGE -

2016 SEATTLE STORM MEDIA GUIDE



# GAME BY GAME STATISTICS



## 2015 STORM AND OPPONENT GAME-BY-GAME STATISTICS

DATE	OPPONENT	FG	FGA	PCT	3P	3PA	PCT	FT	FTA	PCT	OR	DR	TOT	AST	PF	ST	TO	BS	1ST	2ND	3RD	4TH	OT	FINAL
Aug. 21	Indiana at Seattle	27	65	.415	5	17	.294	16	19	.842	9	18	27	17	17	13	8	2	25	12	30	8		75
		25	54	.463	4	12	.333	9	15	.600	3	25	28	12	19	3	19	4	22	21	9	11		63
Aug. 28	SA at Seattle	25	65	.385	3	10	.300	16	20	.800	8	19	27	14	19	10	11	2	16	18	13	22		69
		29	62	.468	3	14	.214	22	23	.957	9	28	37	14	20	6	18	3	25	17	17	24		83
Aug. 30	Washington at Seattle	24	66	.364	2	14	.143	9	9	100	9	19	28	10	24	9	16	2	22	17	9	11		59
		18	43	.419	2	9	.222	31	34	.912	5	25	30	11	19	7	17	6	13	17	20	19		69
Sept. 3	Tulsa at Seattle	30	65	.462	8	23	.348	17	21	.810	8	26	34	15	20	6	9	3	24	25	19	17		85
		26	58	.448	4	12	.333	11	15	.733	5	2	27	16	20	5	15	2	24	10	20	13		67
Sept. 6	Seattle at Chicago	22	56	.393	6	14	.429	15	18	.833	5	21	26	16	12	7	21	2	15	20	15	15		65
		38	72	.528	4	13	.308	13	14	.929	11	28	39	22	15	15	12	2	26	25	17	25		93
Sept. 8	Seattle at Minnesota	27	58	.466	4	9	.444	9	10	.900	4	20	24	17	15	5	18	3	21	14	11	21		67
		30	69	.435	2	10	.200	11	15	.733	13	20	33	25	12	7	12	2	23	23	11	16		73
Sept. 11	Minnesota at Seattle	23	60	.383	4	19	.211	14	22	.636	8	28	36	15	22	4	10	4	19	14	15	16		64
		29	65	.446	3	14	.214	17	21	.810	6	27	33	16	17	5	9	3	16	23	21	18		78
Sept. 13	SA at Seattle	21	74	.284	6	24	.250	11	13	.846	12	32	44	17	11	13	12	8	20	7	16	16		59
		24	71	.338	2	13	.154	8	8	100	9	38	47	12	12	7	17	6	19	15	12	12		58





**SEATTLE STORM HIGHS** (\* indicates most recent occurrence) **SEATTLE STORM LOWS**

Points, Game.....89, vs. Tulsa, 6/28	45, @ Tulsa, 6/9
Points, First Half.....51, vs. Minnesota, 6/25	15, @ Tulsa, 6/9
Points, Second Half.....51, vs. Los Angeles, 6/6	20, vs. Indiana, 8/21
Points, 1Q.....32, vs. Minnesota, 6/25	7, @ Tulsa, 6/9
Points, 2Q.....32, vs. New York, 7/21	8, @ Tulsa, 6/9
Points, 3Q.....24 (3 times)	5, @ Phoenix, 8/12
Points, 4Q.....32, vs. Phoenix, 7/10	10, @ Indiana, 7/8
Points, Overtime.....	
Field Goals Made.....35 (2 times)	15, @ Tulsa, 6/9
Field Goals Att.....73, @ Washington, 7/29	45, @ Indiana, 7/8
Field Goal Percentage..56.9%, vs. Atlanta, 7/18	23.8%, @ Tulsa, 6/9
3FG Made.....9 (2 times)	1 (2 times)
3FG Att.....24 (2 times)	11 (3 times)
3FG Percentage.....47.1%, (2 times)	7.7%, vs. Phoenix, 6/21
Free Throws Made.....31, vs. Washington, 8/30	4 (2 times)
Free Throws Att.....34, vs. Washington, 8/30	5 at Minnesota, 7/3
FT Percentage.....100%, at San Antonio, 6/27	57.1%, at Phoenix, 7/12
Offensive Rebounds....11 vs. San Antonio, 8/16	1, at San Antonio, 8/8
Defensive Rebounds...38, vs. San Antonio, 9/13	18, vs. Minnesota, 6/11
Total Rebounds.....47, vs. San Antonio, 9/13	21, vs. Minnesota, 6/11
Assists.....25 (2 times)	7, @ Tulsa, 6/9
Steals.....15, vs. Los Angeles, 7/15	2 (2 times)
Turnovers.....22, vs. Connecticut, 6/16	6, vs. Los Angeles, 6/6
Blocked Shots.....7, vs. Phoenix, 6/21	0, @ Phoenix, 8/12
Personal Fouls.....26, @ Atlanta, 7/5	13 (2 times)
Largest lead at any time....25, vs. Los Angeles 6/6	

**OPPONENT HIGHS** (\* indicates most recent occurrence) **OPPONENT LOWS**

Points, Game.....94 (2 times)	54, @ Los Angeles, 6/14
Points, First Half.....53 (2 times)	27, vs. San Antonio, 9/13
Points, Second Half.....55, vs. Minnesota, 6/11	20 (2 times)
Points, 1Q.....34, @ Washington, 7/29	16 (4 times)
Points, 2Q.....27, @ Indiana, 7/8	7, vs. San Antonio, 9/13
Points, 3Q.....30 (2 times)	8, @ Phoenix, 8/12
Points, 4Q.....25 (3 times)	8 (3 times)
Points, Overtime.....	
Field Goals Made.....38, @ Chicago, 9/6	21, vs. San Antonio, 9/13
Field Goals Att.....72 (3 times)	51, vs. Los Angeles, 7/15
Field Goal Percentage..53.0%, vs. Minnesota, 6/11	34.3%, Los Angeles, 6/6
3FG Made.....10, @ Phoenix, 8/12	1, vs. Minnesota, 6/25
3FG Att.....26 (2 times)	7, vs. Minnesota, 6/25
3FG Percentage.....50.0%, vs. Connecticut, 6/16	14.3%, vs. Minnesota 6/25
Free Throws Made.....26, vs. Tulsa, 6/28	5, @ Los Angeles, 6/14
Free Throws Att.....28 (4 times)	9 (2 times)
FT Percentage.....100%, Minnesota, 7/3	55.6%, @ Los Angeles, 6/14
Offensive Rebounds....13 (4 times)	2, @ Los Angeles, 6/14
Defensive Rebounds...34, @ Tulsa, 6/9	18, vs. Indiana, 8/21
Total Rebounds.....47, @ Tulsa, 6/9	27 (2 times)
Assists.....23 (2 times)	9, vs. Atlanta, 7/18
Steals.....15, @ Chicago, 9/6	2, @ Phoenix, 8/12
Turnovers.....21 vs. Los Angeles, 7/15	8 (2 times)
Blocked Shots.....10, vs. Minnesota, 6/25	1, Los Angeles, 6/6
Personal Fouls.....27, @ Indiana, 7/8	12 (2 times)
Largest lead at any time...30 (2 times)	

# TOP SINGLE GAME PERFORMANCES



## STORM TOP SINGLE-GAME PERFORMANCES

<u>Points</u>	<u>Date</u>	<u>Blocks</u>	<u>Date</u>	<u>Free Throws Made</u>	<u>Date</u>
Langhorne, 29	8/8/15 at SAS	3 Players, 4		Loyd, 14	8/30/15 vs. WAS
Langhorne, 22	8/28/15 vs. SAS	Gatling, 3	7/18/15 vs. ATL	Loyd, 8	7/8/15 at IND
2 Players, 21		4 Players, 2		Mosqueda-Lewis, 7	8/11/15 vs. LA
<u>Rebounds</u>	<u>Date</u>	<u>Steals</u>	<u>Date</u>	<u>Free Throws Attempted</u>	<u>Date</u>
Gatling, 12	9/13/15 vs. SAS	Langhorne, 5	7/15/15 vs. LA	Loyd, 14	8/30/15 vs. WAS
Hollingsworth, 12	9/13/15 vs. SAS	Langhorne, 4	9/6/15 at CHI	Loyd, 10	7/8/15 at IND
Langhorne, 10	8/28/15 vs. SAS	4 Players, 3		Mosqueda-Lewis, 7	8/11/15 vs. LA
Gatling, 10	9/11/15 vs. MIN				
<u>Assists</u>	<u>Date</u>	<u>Field Goals Made</u>	<u>Date</u>	<u>3-FG Made</u>	<u>Date</u>
Bird, 13	8/8/15 at SAS	Langhorne, 12	8/8/15 at SAS	Bishop, 4	6/14/15 @ LA
Bird, 12	7/18/15 vs. ATL	Tokashiki, 10	6/28/15 at TUL	4 Players, 3	
2 Players, 8		2 Players, 9		5 Players, 2	
<u>Turnovers</u>	<u>Date</u>	<u>Field Goals Attempted</u>	<u>Date</u>	<u>3-FG Attempted</u>	<u>Date</u>
Langhorne, 6	8/16/15 vs. SAS	Mosqueda-Lewis, 23	9/13/15 vs. SAS	2 Players, 9	
Langhorne, 6	9/6/15 at CHI	Bird, 17	8/2/15 at NY	Mosqueda-Lewis, 8	9/13/15 vs. SAS
Loyd, 6	9/6/15 at CHI	Mosqueda-Lewis, 16	9/11/15 vs. MIN	2 Players, 7	

## OPPONENTS TOP SINGLE-GAME PERFORMANCES

<u>Points</u>	<u>Date</u>	<u>Blocks</u>	<u>Date</u>	<u>Free Throws Made</u>	<u>Date</u>
Perkins, 32	8/8/15, SA	Peters, 5	6/25/15, MIN	Delle Donne, 11	8/14/15, CHI
Diggins, 31	6/28/15, Tulsa	2 Players, 4		2 Players, 8	
Charles, 30	7/21/15, NY	2 Players, 3		2 Players, 7	
<u>Rebounds</u>	<u>Date</u>	<u>Steals</u>	<u>Date</u>	<u>Free Throws Attempted</u>	<u>Date</u>
Lyttle, 15	7/5/15, ATL	Faulkner, 6	9/6/15, CHI	Delle Donne, 11	8/14/15, CHI
Lavender, 12	6/6/15, LA	2 Players, 4		2 Players, 9	
2 Players, 11		2 Players, 3		2 Players, 8	
<u>Assists</u>	<u>Date</u>	<u>Field Goals Made</u>	<u>Date</u>	<u>3-FG Made</u>	<u>Date</u>
Parker, 9	8/11/15, LA	Charles, 14	7/21/15, NY	McBride, 6	8/8/15, SAS
Vandersloot, 8	8/14/15, CHI	3 Players, 11		3 Players, 4	
5 Players, 7		2 Players, 10		4 Players, 3	
<u>Turnovers</u>	<u>Date</u>	<u>Field Goals Attempted</u>	<u>Date</u>	<u>3-FG Attempted</u>	<u>Date</u>
N. Oguwmike, 8	7/15/15, LA	Charles, 24	7/21/15, NY	McBride, 9	8/8/15 at SAS
McCoughtry, 7	7/18/15, ATL	Diggins, 20	6/28/15, TUL	3 Players, 8	
2 Players, 5		Augustus, 19	6/25/15, MIN	3 Players, 7	



## THE STORM WAS....

QUICK OVERVIEW	RECORD
Overall	10-24
Home	8-9
Road	2-15
vs. Western Conference	9-15
vs. Eastern Conference	1-9

BREAKDOWN	RECORD
vs. teams .500+ (day of game)	3-18
vs. teams sub .500 (day of game)	6-6
Games 1-10	3-7
Games 11-20	2-8
Games 21-34	5-8
Pre All-Star Break	5-13
Post All-Star Break	5-11

BY DAY	RECORD	HOME	ROAD
Monday	0-0	0-0	0-0
Tuesday	2-4	1-2	1-2
Wednesday	1-3	1-0	0-3
Thursday	0-3	0-2	0-1
Friday	2-5	2-3	0-2
Saturday	2-2	2-0	0-2
Sunday	3-7	2-1	1-5

BY MONTH	RECORD	HOME	ROAD
June	3-7	2-3	1-4
July	2-8	2-2	0-6
August	4-5	3-2	1-3
September	1-4	1-2	0-2

QUARTER SCORING	RECORD
Storm is ahead or tied after 1Q	3-9
Storm is behind after 1Q	7-14
Storm is ahead or tied after 2Q	4-6
Storm is behind after 2Q	6-17
Storm is ahead or tied after 3Q	8-5
Storm is behind after 3Q	2-18
Storm scores 15 or less in 1Q	6-21
Storm allows 15 or less in 1Q	9-11
Storm scores 25 or more in 1Q	4-9
Storm allows 25 or less in 1Q	2-12
Storm scores 45+ in first half	1-2
Storm allows 45 or less in first half	1-9

STORM RECORD WHEN	RECORD
Shooting 45%+	5-9
Shooting sub 45%	5-15
Opponents shooting 45%+	1-13
Opponents shooting sub 45%	9-11
Bench outscores opponent bench	7-7
Bench outscored by opponent bench	3-16
Tied or more points in the paint	8-12
Fewer points in the paint	2-12
Score 70+ points	7-10
Score sub 70 points	3-11
Score 75+ points	5-5
Score sub 75 points	3-11
Opponent scores 75+ points	1-17
Opponent sub 75 points	8-5
More/tied rebounds than opponent	6-6
Fewer rebounds than opponent	4-18

# STORM MISCELLANEOUS STATS



## 2015 GAMES MISSED TO INJURY & ILLNESS

PLAYER	REASON	DATES OUT	GAMES #	W/L
Gatling	NWT	6/6	1	1-0
Goodrich	NWT	6/6	1	1-0
Gatling	DND	6/9-6/21	2-6	1-4
Goodrich	DND	6/9-6/21, 6/27	2-6, 8	1-5
Bird	DND - Rest	6/28, 7/12, 9/6, 9/11	9, 15, 30-31, 33-34	1-6
Wright	NWT	7/21	18	0-1
Wright	DND - Right Knee	7/29-8/16	19-34	5-11
Clark	NWT - Family Matter	8/8	22	0-1
Bishop	DND - Hamstring	8/27-9/11	28-33	3-3
Tokashiki	NWT	8/27-9/6	28-31	2-2

## 2015 STARTING LINEUPS

GAMES	FORWARD	FORWARD	CENTER	GUARD	GUARD	RECORD
1-2	O'Hea	Bishop	Langhorne	Loyd	Bird	1-1
3-7, 10-13	Clark	Bishop	Langhorne	O'Hea	Bird	2-7
8	Clark	Tokashiki	Langhorne	O'Hea	Bird	0-1
9	Clark	Bishop	Langhorne	O'Hea	Montgomery	0-1
14	Clark	Bishop	Langhorne	Loyd	Bird	0-1
15	Clark	Bishop	Langhorne	Loyd	Montgomery	0-1
16-21, 23,25-27, 32	Clark	Tokashiki	Langhorne	Loyd	Bird	4-7
22	O'Hea	Tokashiki	Langhorne	Loyd	Bird	0-1
24, 33-34	Clark	Tokashiki	Langhorne	Loyd	Goodrich	1-2
28-29	Clark	Langhorne	Gatling	Loyd	Bird	2-0
30-31	Clark	Langhorne	Gatling	Loyd	Goodrich	0-2









## ANNUAL WIN/LOSS RECORD

YEAR	COACH	W-L	PCT.	HOME	ROAD	PF	PA	PLAYOFFS	FINISH
2000	Lin Dunn	6-26	.188	4-12	2-14	1822	2171	-- --	Eighth, West (DNQ)
2001	Lin Dunn	10-22	.313	5-11	5-11	1921	2048	-- --	Eighth, West (DNQ)
2002	Lin Dunn	17-15	.531	10-6	7-9	2188	2103	0-2 0.000	Fourth, West (Conf. Semis)
2003	Anne Donovan	18-16	.529	13-4	5-12	2388	2274	-- --	Fifth, West (DNQ)
2004	Anne Donovan	20-14	.529	13-4	7-10	2437	2264	6-2 .750	WNBA Champions
2005	Anne Donovan	20-14	.588	14-3	6-11	2498	2407	1-2 .333	Second, West (Conf. Semis)
2006	Anne Donovan	18-16	.529	8-9	10-7	2644	2575	1-2 .333	Fourth, West (Conf. Semis)
2007	Anne Donovan	17-17	.500	12-5	5-12	2734	2647	0-2 .000	Fourth, West (Conf. Semis)
2008	Brian Agler	22-12	.647	16-1	6-11	2493	2406	1-2 .333	Second, West (Conf. Semis)
2009	Brian Agler	20-14	.588	13-4	7-10	2544	2476	1-2 .333	Second, West (Conf. Semis)
2010	Brian Agler	28-6	.824	17-0	11-6	2781	2512	7-0 1.00	WNBA Champions
2011	Brian Agler	21-13	.618	15-2	6-11	2436	2375	1-2 .333	Second, West (Conf. Semis)
2012	Brian Agler	16-18	.471	10-7	6-11	2422	2436	1-2 .333	Fourth, West (Conf. Semis)
2013	Brian Agler	17-17	.500	9-8	8-9	2410	2491	0-2 .000	Fourth, West (Conf. Semis)
2014	Brian Agler	12-22	.352	8-9	4-13	2410	2561	-- --	Fifth, West (DNQ)
2015	Jenny Boucek	10-24	.294	8-9	2-15	2274	2586	-- --	Fifth, West (DNQ)
<b>TOTALS</b>		<b>272-266</b>	<b>.505</b>	<b>176-93</b>	<b>96-163</b>	<b>38,402</b>	<b>38,332</b>	<b>19-20</b>	<b>.487</b>

## FRANCHISE WIN/LOSS: MONTH BY MONTH

Month	Wins	Losses	PCT
May	19	21	.475
June	89	83	.517
July	80	86	.481
August	63	55	.533
September	21	21	.500

## HEAD COACHING RECORDS

COACH	YEARS	SEASONS	OVERALL		PLAYOFFS	
			W-L	PCT.	W-L	PCT.
Lin Dunn	2000-02	3	33-63	.343	0-2	0.000
Anne Donovan	2003-07	5	93-77	.547	8-8	.500
Brian Agler	2008-2014	7	136-102	.571	11-10	.523
Jenny Boucek	2015-Pres.	1	10-24	.294	---	

### ASSOCIATE HEAD COACHES

Jenny Boucek 2014

### ASSISTANT COACHES

Missy Bequette 2000  
 Jenny Boucek 2003-05; 2010-2013.  
 Rob Fodor 2015  
 Nancy Darsch 2008-2013  
 Leah Drury 2016-Pres.  
 Carrie Graf 2002  
 Kay James 2001  
 Jessie Kenlaw 2003-06  
 Gary Kloppenburg 2000-02  
 Shellie Patterson 2007-08  
 Heidi VanDerveer 2006-07  
 Ryan Webb 2015-Pres.



## All Games / Winning Streaks (Can Span Seasons)

13 06/18/2010:07/30/2010  
 7 06/29/2008:07/18/2008  
 6 06/03/2004:06/19/2004  
 6 07/15/2005:07/31/2005  
 6 08/11/2007:05/22/2008  
 6 08/18/2009:09/01/2009

## All Games / Winning Streaks (Single Season)

13 06/18/2010:07/30/2010  
 7 06/29/2008:07/18/2008  
 6 06/03/2004:06/19/2004  
 6 07/15/2005:07/31/2005  
 6 08/18/2009:09/01/2009

## All Games / Losing Streaks (Can Span Seasons)

8 06/15/2000:07/03/2000  
 7 07/13/2014:07/31/2014  
 7 07/07/2001:07/21/2001  
 6 07/06/2000:07/19/2000  
 5 08/12/2003:08/20/2003  
 4 05/31/2000:06/07/2000  
 4 07/25/2000:07/30/2000  
 4 07/27/2001:08/04/2001  
 4 08/10/2001:05/30/2002  
 4 08/13/2002:05/30/2003  
 4 06/24/2005:06/30/2005  
 4 06/03/2012:06/13/2012  
 4 09/11/2012:09/16/2012

## All Games / Losing Streaks (Single Season)

8 06/15/2000:07/03/2000  
 7 07/13/2014:07/31/2014  
 7 07/07/2001:07/21/2001  
 6 07/06/2000:07/19/2000  
 5 08/12/2003:08/20/2003

## Home Games / Winning Streaks (Can Span Seasons)

18 05/16/2010:06/04/2011  
 15 06/20/2008:07/09/2009  
 10 07/15/2005:05/21/2006  
 10 08/04/2007:06/11/2008  
 8 06/22/2003:08/08/2003  
 8 06/17/2011:08/11/2011

## Home Games / Winning Streaks (Single Season)

17 05/16/2010:08/21/2010  
 10 06/20/2008:09/12/2008  
 9 07/15/2005:08/27/2005  
 8 06/22/2003:08/08/2003  
 8 06/17/2011:08/11/2011

## Home Games / Losing Streaks (Can Span Seasons)

7 06/15/2000:07/19/2000  
 5 07/15/2014:07/31/2014  
 4 06/30/2001:07/20/2001  
 4 07/16/2006:07/30/2006  
 3 08/10/2001:05/30/2002  
 3 06/09/2002:06/18/2002  
 3 08/18/2012:08/23/2012

## Home Games / Losing Streaks (Single Season)

7 06/15/2000:07/19/2000  
 5 07/15/2014:07/31/2014  
 4 06/30/2001:07/20/2001  
 4 07/16/2006:07/30/2006  
 3 06/09/2002:06/18/2002  
 3 08/18/2012:08/23/2012

## Road Games / Winning Streaks (Can Span Seasons)

6 06/18/2010:07/20/2010  
 5 07/22/2006:08/08/2006  
 4 07/25/2002:08/01/2002  
 4 06/05/2004:06/19/2004  
 2 06/04/2001:06/09/2001  
 2 06/22/2001:06/25/2001  
 2 06/02/2002:06/14/2002  
 2 06/17/2003:06/19/2003  
 2 09/13/2004:06/02/2005  
 2 08/23/2005:05/25/2006  
 2 06/14/2006:06/15/2006  
 2 07/08/2008:07/18/2008  
 2 09/02/2008:09/04/2008  
 2 08/18/2009:09/01/2009  
 2 09/12/2009:05/22/2010  
 2 05/30/2010:06/05/2010  
 2 09/02/2011:09/03/2011  
 2 06/15/2012:06/26/2012  
 2 07/13/2012:09/08/2012  
 2 06/16/2013:06/21/2013  
 2 08/06/2013:08/23/2013

## Road Games / Winning Streaks (Single Season)

6 06/18/2010:07/20/2010  
 5 07/22/2006:08/08/2006  
 4 07/25/2002:08/01/2002  
 4 06/05/2004:06/19/2004  
 2 06/04/2001:06/09/2001  
 2 06/22/2001:06/25/2001  
 2 06/02/2002:06/14/2002  
 2 06/17/2003:06/19/2003  
 2 06/14/2006:06/15/2006  
 2 07/08/2008:07/18/2008  
 2 09/02/2008:09/04/2008  
 2 08/18/2009:09/01/2009  
 2 05/30/2010:06/05/2010  
 2 09/02/2011:09/03/2011  
 2 06/15/2012:06/26/2012  
 2 07/13/2012:09/08/2012  
 2 06/16/2013:06/21/2013  
 2 08/06/2013:08/23/2013

## Road Games / Losing Streaks (Can Span Seasons)

10 07/06/2000:06/03/2001  
 10 06/16/2015:08/08/2015  
 9 07/18/2003:06/01/2004  
 8 07/07/2001:08/11/2001  
 6 05/24/2008:06/24/2008  
 6 05/22/2012:06/13/2012

## Road Games / Losing Streaks (Single Season)

10 06/16/2015:08/08/2015  
 9 07/06/2000:08/09/2000  
 8 07/07/2001:08/11/2001  
 7 07/18/2003:08/20/2003  
 6 05/24/2008:06/24/2008  
 6 05/22/2012:06/13/2012



## ALL-TIME SEASON OPENERS

Date	Opponent	Result	Attendance
May 31, 2000	at Sacramento	L, 76-60	9,013
May 31, 2001	Phoenix	W, 83-70	7,567
May 30, 2002	New York	L, 78-61	
May 22, 2003	at Houston	L, 75-64	
May 16, 2004	Minnesota	W, 88-85	6,624
May 21, 2005	Los Angeles	L, 68-50	11,076
May 21, 2006	Los Angeles	W, 90-67	9,686
May 19, 2007	Houston	W, 82-69	9,686
May 17, 2008	Chicago	W, 67-61	12,079
June 6, 2009	at Sacramento	W, 71-61	14,824
May 16, 2010	Los Angeles	W, 81-67	9,686
June 4, 2011	Phoenix	W, 78-71	11,548
May 18, 2012	Los Angeles	L, 72-66	9,686
May 26, 2013	at Los Angeles	L, 102-69	10,090
May 16, 2014	Los Angeles	L, 80-69	8,749
June 6, 2015	Los Angeles	W, 86-61	9,686

## ALL-TIME HOME OPENERS

Date	Opponent	Result	Attendance
June 1, 2000	Houston	L, 77-47	10,840
May 31, 2001	Phoenix	W, 83-70	7,567
May 30, 2002	New York	L, 78-61	
May 30, 2003	Los Angeles	L, 77-74 (OT)	
May 16, 2004	Minnesota	W, 88-85	6,624
May 21, 2005	Los Angeles	L, 68-50	11,076
May 21, 2006	Los Angeles	W, 90-67	9,686
May 19, 2007	Houston	W, 82-69	9,686
May 17, 2008	Chicago	W, 67-61	12,079
June 7, 2009	Sacramento	W, 80-70	9,686
May 16, 2010	Los Angeles	W, 81-67	9,686
June 4, 2011	Phoenix	W, 78-71	11,548
May 18, 2012	Los Angeles	L, 72-66	9,686
June 2, 2013	Phoenix	W, 75-72	9,686
May 16, 2014	Los Angeles	L, 80-69	8,749
June 6, 2015	Los Angeles	W, 86-61	9,686

## ALL-TIME OPENING NIGHT STARTING LINEUPS

Date	Opponent	Result	Lineup
May 31, 2000	at Sacramento	L, 76-60	Henning, Campbell, Hibbert, Vodichkova, Q. Barnes
May 31, 2001	Phoenix	W, 83-70	Randall, Henning, Steding, Jackson, Edwards
May 30, 2002	New York	L, 78-61	Bird, Randall, A. Barnes, McCulley, Edwards
May 22, 2003	at Houston	L, 75-64	Bird, Brondello, A. Barnes, Jackson, Burras
May 16, 2004	Minnesota	W, 88-85	Bird, Lennox, Sam, Jackson, Vodichkova
May 21, 2005	Los Angeles	L, 68-50	Bird, Lennox, Jackson, Stevenson, Burse
May 21, 2006	Los Angeles	W, 90-67	Bird, Lennox, Castro Marques, Jackson, Palmer
May 19, 2007	Houston	W, 82-69	Bird, Lennox, Castro Marques, Jackson, Burse
May 17, 2008	Chicago	W, 67-61	Bird, Swoopes, Cash, Jackson, Griffith
June 6, 2009	at Sacramento	W, 71-61	Bird, S. Johnson, Cash, Little, Jackson
May 16, 2010	Los Angeles	W, 81-67	Bird, Wright, Cash, Little, Jackson
June 4, 2011	Phoenix	W, 78-71	Bird, Wright, Cash, Little, Jackson
May 18, 2012	Los Angeles	L, 72-66	Bird, Wright, Thompson, Little, Wauters
May 26, 2013	at Los Angeles	L, 102-69	T. Johnson, Wright, Quinn, Thompson, Little
May 16, 2014	vs. Los Angeles	L, 80-69	Bird, Wright, Quinn, Little, Langhorne
June 6, 2015	vs. Los Angeles	W, 86-61	Bird, Loyd, O'Hea, Bishop, Langhorne

# 10-POINT, 20-POINT, DOUBLE-DOUBLE RECORDS



## **MOST 10-POINT GAMES IN A SEASON**

33 in 2003 Lauren Jackson  
31 in 2010 Lauren Jackson  
31 in 2004 Lauren Jackson  
30 in 2010 Swin Cash  
30 in 2007 Lauren Jackson  
30 in 2005 Lauren Jackson  
28 in 2006 Betty Lennox  
27 in 2011 Sue Bird  
26 in 2006 Lauren Jackson  
25 in 2008 Sue Bird  
25 in 2002 Sue Bird  
25 in 2002 Lauren Jackson  
25 in 2001 Lauren Jackson  
22 in 2014 Crystal Langhorne  
22 in 2014 Camille Little  
20 in 2015 Crystal Langhorne  
17 in 2015 Jewell Loyd  
17 in 2014 Sue Bird

## **MOST 20-POINT GAMES IN A SEASON**

20 in 2007 Lauren Jackson  
19 in 2003 Lauren Jackson  
17 in 2004 Lauren Jackson  
16 in 2010 Lauren Jackson  
15 in 2006 Lauren Jackson  
13 in 2009 Lauren Jackson  
13 in 2005 Lauren Jackson  
9 in 2011 Sue Bird  
9 in 2008 Lauren Jackson  
9 in 2002 Lauren Jackson  
5 in 2014 Crystal Langhorne  
5 in 2014 Camille Little

## **MOST DOUBLE-DOUBLE GAMES IN A SEASON**

17 in 2007 Lauren Jackson  
13 in 2003 Lauren Jackson  
12 in 2005 Lauren Jackson  
9 in 2010 Lauren Jackson  
8 in 2006 Lauren Jackson  
7 in 2003 Sue Bird  
5 in 2013 Tina Thompson  
5 in 2009 Swin Cash  
5 in 2006 Janell Burse  
5 in 2002 Lauren Jackson  
3 in 2014 Crystal Langhorne

## **MOST TRIPLE-DOUBLE GAMES IN A SEASON:**

1 in 2014 Temeka Johnson

## **MOST 10-POINT GAMES IN A CAREER\***

288 Lauren Jackson  
262 Sue Bird  
125 Camille Little  
110 Tanisha Wright  
96 Swin Cash  
91 Betty Lennox  
58 Janell Burse  
58 Kamila Vodichkova  
43 Iziane Castro Marques  
42 Crystal Langhorne  
38 Tina Thompson  
17 Jewell Loyd  
9 Shekinna Stricklen

## **MOST 20-POINT GAMES IN A CAREER\***

139 Lauren Jackson  
57 Sue Bird  
15 Tanisha Wright  
14 Betty Lennox  
13 Camille Little  
10 Swin Cash  
9 Iziane Castro Marques  
8 Tina Thompson  
6 Janell Burse  
6 Crystal Langhorne  
4 Shekinna Stricklen  
4 Edna Campbell  
3 Jamie Redd  
3 Kamila Vodichkova  
2 Jewell Loyd

## **MOST DOUBLE-DOUBLE GAMES IN A CAREER\***

76 Lauren Jackson  
20 Sue Bird  
11 Janell Burse  
10 Swin Cash  
9 Camille Little  
5 Tina Thompson  
5 Kamila Vodichkova  
4 Crystal Langhorne  
3 Betty Lennox  
3 Tanisha Wright

## **MOST TRIPLE-DOUBLE GAMES IN A CAREER\***

1 Temeka Johnson

**\*Career with the Storm**



## MOST CONSECUTIVE SEATTLE STORM GAMES PLAYED

Games	Date started-to completed	Missed Game
119	07/03/2000-05/28/2004	(miss 06/03/2004) Simone Edwards
117	07/09/2006-09/10/2009	(miss 05/16/2010) Tanisha Wright
107	07/19/2011-06/29/14	(miss 07/03/2014) Camille Little
106	05/30/2002-06/07/2005	(miss 06/22/2005) Sue Bird
99	06/29/2008-07/14/2011	(miss 07/19/2011) Camille Little

## MOST CONSECUTIVE SEATTLE STORM GAMES STARTED

GAMES	DATE STARTED-TO COMPLETED	MISSED GAME
107	07/19/2011-06/29/14	(miss 07/03/2014) Camille Little
106	05/30/2002-06/07/2005	(miss 06/22/2005) Sue Bird
93	07/18/2008-07/14/2011	(miss 07/19/2011) Camille Little
74	06/22/2005-07/03/2007	(miss 07/20/2007) Sue Bird
69	08/27/2005-08/17/2007	(current) Betty Lennox

## CONSECUTIVE GAMES PLAYED WITH A DOUBLE-DOUBLE

Games	Streak Started-Completed	Game Snapped
7	07/25/2003-08/12/2003	Lauren Jackson (snapped 08/15/2003)
5	07/17/2007-07/27/2007	Lauren Jackson (snapped 07/29/2007)
3	07/06/2010-07/17/2010	Swin Cash (snapped 07/20/2010)
3	07/28/2009-08/04/2009	Swin Cash (snapped 08/06/2009)
3	08/18/2005-08/23/2005	Lauren Jackson (snapped 08/25/2005)
3	08/17/2003-08/20/2003	Lauren Jackson (snapped 08/23/2003)
3	07/06/2007-07/10/2007	Lauren Jackson (snapped 07/11/2007)
3	06/22/2007-06/26/2007	Lauren Jackson (snapped 06/28/2007)

## CONSECUTIVE GAMES PLAYED WITH AT LEAST 20 POINTS

GAMES	STREAK STARTED-COMPLETED	GAME SNAPPED
8	06/06/2009 : 06/26/2009	Lauren Jackson (snapped 06/28/2009)
7	06/25/2010 : 07/20/2010	Lauren Jackson (snapped 07/25/2010)
7	07/17/2003 : 07/31/2003	Lauren Jackson (snapped 08/02/2003)
5	07/22/2007 : 07/31/2007	Lauren Jackson (snapped 08/03/2007)
4	07/27/2008 : 09/02/2008	Sue Bird (snapped 09/04/2008)
4	07/01/2004 : 07/08/2004	Lauren Jackson (snapped 07/10/2004)
4	07/30/2006 : 08/05/2006	Lauren Jackson (snapped 08/08/2006)
4	05/25/2006 : 06/04/2006	Lauren Jackson (snapped 06/07/2006)
4	09/12/2004 : 09/18/2004	Lauren Jackson (snapped 05/21/2005)
3	05/30/2014 : 06/03/2014	Crystal Langhorne (snapped 06/06/2014)

## CONSECUTIVE GAMES PLAYED WITH AT LEAST 10 POINTS

GAMES	STREAK STARTED-COMPLETED	GAME SNAPPED
84	06/26/2002 : 09/18/2004	Lauren Jackson (snapped 05/21/2005)
45	07/09/2009-08/17/2010	Lauren Jackson (snapped 08/20/2010)
31	07/30/2006-07/31/2007	Lauren Jackson (snapped 08/03/2007)
23	06/03/2008-06/26/2009	Lauren Jackson (snapped 06/28/2009)
19	06/30/2005-08/25/2005	Lauren Jackson (snapped 08/27/2005)

# 20-POINT, 10-REBOUND ALL-TIME RECORDS



Date	Opponent	Point, Rebound:	Player
07/03/2001	SEA vs WAS (4OT)	24 P, 12 R:	Lauren Jackson
07/18/2001	SEA at MIN	21 P, 10 R:	Lauren Jackson
06/18/2002	SEA vs LA	23 P, 10 R:	Lauren Jackson
07/27/2002	SEA at WAS	25 P, 10 R:	Lauren Jackson
08/09/2002	SEA vs POR	23 P, 13 R:	Lauren Jackson
06/03/2003	SEA vs SAC	22 P, 13 R:	Lauren Jackson
06/07/2003	SEA vs PHO	27 P, 14 R:	Lauren Jackson
06/17/2003	SEA at PHO	23 P, 10 R:	Lauren Jackson
07/25/2003	SEA vs PHO	26 P, 10 R:	Lauren Jackson
07/26/2003	SEA at SAC	23 P, 10 R:	Lauren Jackson
07/31/2003	SEA vs CHA	23 P, 20 R:	Lauren Jackson
08/06/2003	SEA vs LA	34 P, 13 R:	Lauren Jackson
08/12/2003	SEA vs SA	32 P, 18 R:	Lauren Jackson
08/17/2003	SEA vs DET	23 P, 13 R:	Lauren Jackson
08/20/2003	SEA at SA (OT)	22 P, 14 R:	Lauren Jackson
05/28/2004	SEA at PHO	20 P, 11 R:	Lauren Jackson
07/03/2004	SEA vs SAC	32 P, 12 R:	Lauren Jackson
06/04/2005	SEA vs IND	24 P, 15 R:	Lauren Jackson
06/22/2005	SEA vs CT	23 P, 17 R:	Lauren Jackson
07/03/2005	SEA vs SAC	31 P, 13 R:	Lauren Jackson
06/09/2006	SEA at CT	23 P, 14 R:	Janell Burse
06/15/2006	SEA at CHI	27 P, 10 R:	Lauren Jackson
06/21/2006	SEA vs PHO	28 P, 14 R:	Lauren Jackson
07/01/2006	SEA vs MIN	25 P, 10 R:	Lauren Jackson
07/16/2006	SEA vs CT	20 P, 11 R:	Lauren Jackson
08/05/2006	SEA vs CHA	20 P, 11 R:	Lauren Jackson
08/05/2006	SEA vs CHA	23 P, 12 R:	Janell Burse
05/19/2007	SEA vs HOU	23 P, 10 R:	Lauren Jackson
06/02/2007	SEA vs SA	20 P, 14 R:	Lauren Jackson
06/24/2007	SEA at LA	35 P, 10 R:	Lauren Jackson
06/26/2007	SEA vs CHI	33 P, 12 R:	Lauren Jackson
07/06/2007	SEA at HOU	28 P, 13 R:	Lauren Jackson
07/17/2007	SEA at PHO	33 P, 11 R:	Lauren Jackson
07/22/2007	SEA at NY	23 P, 17 R:	Lauren Jackson
07/24/2007	SEA at WAS (OT)	47 P, 14 R:	Lauren Jackson
07/27/2007	SEA vs IND	27 P, 10 R:	Lauren Jackson
08/04/2007	SEA vs PHO	23 P, 12 R:	Lauren Jackson
08/17/2007	SEA vs LA	32 P, 15 R:	Lauren Jackson
06/11/2008	SEA vs PHO	20 P, 14 R:	Lauren Jackson
06/12/2009	SEA at MIN	22 P, 11 R:	Lauren Jackson
08/01/2009	SEA vs SA (OT)	23 P, 13 R:	Lauren Jackson
05/16/2010	SEA vs LA	23 P, 10 R:	Lauren Jackson
06/01/2010	SEA vs ATL	32 P, 10 R:	Lauren Jackson
06/18/2010	SEA at NY	20 P, 12 R:	Lauren Jackson
06/29/2010	SEA vs SA	31 P, 15 R:	Lauren Jackson
07/06/2010	SEA vs NY	20 P, 11 R:	Swin Cash
07/14/2010	SEA at PHO (3OT)	31 P, 18 R:	Lauren Jackson
07/27/2010	SEA vs PHO	33 P, 11 R:	Lauren Jackson
06/21/2013	SEA at SA	23 P, 10 R:	Camille Little
08/27/2013	SEA at SA	27 P, 13 R:	Tina Thompson
09/12/2013	SEA at TUL	20 P, 10 R:	Tina Thompson
05/30/2014	SEA at ATL	21 P, 11 R:	Crystal Langhorne
08/07/2014	SEA vs ATL	21 P, 13 R:	Camille Little
08/28/2015	SEA vs SAS	22 P, 10 R:	Crystal Lanhgorne



## OVERTIME GAMES PLAYED

DATE	OPPONENT	RESULT
06/13/2000	vs.LA	W, 69-59 (OT)
08/06/2000	vs.POR	W, 66-58 (OT)
08/08/2000	vs.LA	L, 52-60 (OT)
06/04/2001	@IND	W, 74-71 (OT)
07/03/2001	vs.WAS	L, 69-72 (4OT)
07/24/2001	vs.DET	W, 74-69 (OT)
06/04/2002	vs.MIN	W, 78-68 (OT)
07/07/2002	@MIA	L, 65-61 (OT)
05/30/2003	vs.LA	L, 74-77 (OT)
08/20/2003	@SA	L, 78-70 (OT)
07/17/2004	vs.WAS	W, 85-83 (OT)
06/15/2005	vs.MIN	L, 86-81 (OT)
07/24/2007	@WAS	L, 97-96 (OT)
07/22/2009	vs.LA	W, 98-87 (3OT)
08/01/2009	vs.SA	W, 85-82 (OT)
08/04/2009	vs.PHO	L, 90-101 (OT)
08/06/2009	@LA	L, 79-75 (OT)
08/29/2009	vs.ATL	W, 91-84 (2OT)
09/10/2009	vs.PHO	L, 84-92 (OT)
05/22/2010	@PHO	W, 95-89 (OT)
07/14/2010	@PHO	W, 111-107 (3OT)
07/01/2012	@CT	W, 89-83 (OT)
06/18/2013	vs.WAS	W, 96-86 (OT)
06/19/2014	vs. SA	L, 82-87 (OT)
06/22/2014	vs. WAS	W, 89-86 (OT)
07/24/2014	vs. New York	L, 84-80 (OT)

## GAMES STORM SCORED 100+ POINTS

DATE	OPPONENT	SCORE
05/23/2007	vs.PHO	W, 100-87
08/04/2007	vs.PHO	W, 111-101
07/14/2010	@PHO	W, 111-107 (3OT)
08/07/2010	vs.TUL	W, 111-65
09/06/2012	vs.TUL	W, 101-74

## GAMES STORM ALLOWED 100+ POINTS

DATE	OPPONENT	SCORE
08/04/2007	vs.PHO	W, 111-107
08/04/2009	vs.PHO	L, 90-101 (OT)
07/14/2010	@PHO	W, 111-107 (3OT)
05/26/2013	@LA	L, 69-102

# ANNUAL STATISTICAL LEADERS



## POINTS

YEAR	PLAYER	TP	AVG.
2015	Crystal Langhorne	378	11.1
2014	Crystal Langhorne	437	12.9
2013	Tina Thompson	479	14.1
2012	Camille Little	384	11.3
2011	Sue Bird	500	14.7
2010	Lauren Jackson	656	20.5
2009	Lauren Jackson	499	19.2
2008	Sue Bird	465	14.1
2007	Lauren Jackson	739	23.8
2006	Lauren Jackson	585	19.5
2005	Lauren Jackson	597	17.6
2004	Lauren Jackson	634	20.5
2003	Lauren Jackson	698	21.2
2002	Lauren Jackson	482	17.2
2001	Lauren Jackson	442	15.2
2000	Edna Campbell	222	13.9

## POINTS PER GAME

YEAR	PLAYER	TP	AVG.
2015	Crystal Langhorne	378	11.1
2014	Crystal Langhorne	437	12.9
2013	Tina Thompson	479	14.1
2012	Sue Bird	355	12.2
2011	Sue Bird	500	14.7
2010	Lauren Jackson	656	20.5
2009	Lauren Jackson	499	19.2
2008	Lauren Jackson	425	20.2
2007	Lauren Jackson	739	23.8
2006	Lauren Jackson	585	19.5
2005	Lauren Jackson	597	17.6
2004	Lauren Jackson	634	20.5
2003	Lauren Jackson	698	21.2
2002	Lauren Jackson	482	17.2
2001	Lauren Jackson	442	15.2
2000	Edna Campbell	222	13.9

## FG PERCENTAGE (MIN 45 FGA)

YEAR	PLAYER	PCT	FG-FGA
2015	Crystal Langhorne	.454	156-286
2014	Crystal Langhorne	.571	180-315
2013	Tianna Hawkins	.527	48-91
2012	Ann Wauters	.519	95-183
2011	Ashley Robinson	.484	59-122
2010	Camille Little	.500	128-256
2009	Janell Burse	.510	74-145
2008	Camille Little	.532	75-141
2007	Lauren Jackson	.519	258-497
2006	Lauren Jackson	.535	193-361
2005	Janell Burse	.523	127-243
2004	Lauren Jackson	.478	220-460
2003	Lauren Jackson	.438	254-526
2002	Seimone Edwards	.532	84-158
2001	Semeka Randall	.479	91-190
2000	Charisse Sampson	.457	21-46

## 3-PT FG PERCENTAGE (MIN 20 3PA)

YEAR	PLAYER	PCT	3FG-A
2015	Renee Montgomery	.392	20-51
2014	Jenna O'Hea	.403	29-72
2013	Tina Thompson	.370	60-162
2012	Ann Wauters	.450	9-20
2011	Sue Bird	.428	71-166
2010	Le'Coe Willingham	.452	14-31
2009	Lauren Jackson	.430	49-114
2008	Sue Bird	.343	47-137
2007	Lauren Jackson	.402	49-122
2006	I. Castro Marques	.385	25-65
2005	Sue Bird	.437	45-103
2004	Lauren Jackson	.452	52-115
2003	Sandy Brondello	.438	21-48
2002	Sue Bird	.401	57-142
2001	Katy Steding	.457	16-35
2000	Charisse Sampson	.391	9-23

## FT PERCENTAGE (MIN 45 FTA)

YEAR	PLAYER	PCT	FT-A
2015	Jewell Loyd	.904	104-115
2014	Sue Bird	.831	54-65
2013	Temeka Johnson	.875	77-88
2012	Tanisha Wright	.859	67-83
2011	Tanisha Wright	.897	78-87
2010	Lauren Jackson	.910	162-178
2009	Tanisha Wright	.906	96-106
2008	Lauren Jackson	.934	99-106
2007	Betty Lennox	.909	110-121
2006	Lauren Jackson	.899	170-189
2005	Betty Lennox	.874	76-87
2004	Sue Bird	.859	73-85
2003	Sue Bird	.884	61-69
2002	Sue Bird	.911	102-112
2001	Lauren Jackson	.727	104-143
2000	Kamila Vodichkova	.769	60-78

## REBOUNDS PER GAME

YEAR	PLAYER	REB	AVG.
2015	Crystal Langhorne	194	5.7
2014	Crystal Langhorne	253	7.4
2013	Tina Thompson	198	5.8
2012	Ann Wauters	146	5.8
2011	Swin Cash	234	6.9
2010	Lauren Jackson	264	8.3
2009	Lauren Jackson	182	7.0
2008	Lauren Jackson	147	7.0
2007	Lauren Jackson	300	9.7
2006	Lauren Jackson	230	7.7
2005	Lauren Jackson	313	9.2
2004	Lauren Jackson	207	6.7
2003	Lauren Jackson	307	9.3
2002	Lauren Jackson	190	6.8
2001	Lauren Jackson	193	6.7
2000	Kamila Vodichkova	97	4.2

## ASSISTS

YEAR	PLAYER	AST	AVG.
2015	Sue Bird	147	5.4
2014	Sue Bird	133	4.0
2013	Tanisha Wright	138	4.1
2012	Sue Bird	155	6.9
2011	Sue Bird	165	5.9
2010	Sue Bird	190	7.6
2009	Sue Bird	179	6.5
2008	Sue Bird	169	6.1
2007	Sue Bird	143	6.2
2006	Sue Bird	162	6.1
2005	Sue Bird	176	6.9
2004	Sue Bird	184	6.5
2003	Sue Bird	221	7.8
2002	Sue Bird	191	6.8
2001	Sonja Henning	93	4.1
2000	Sonja Henning	79	3.2

## BLOCKED SHOTS

YEAR	PLAYER	BKS	AVG.
2015	Ramu Tokashiki	27	0.9
2014	Camille Little	14	0.4
2013	Tina Thompson	22	0.6
2012	Tina Thompson	22	0.7
2011	Ashley Robinson	33	0.9
2010	Lauren Jackson	38	1.2
2009	Lauren Jackson	45	1.7
2008	Lauren Jackson	33	1.5
2007	Lauren Jackson	63	2.0
2006	Lauren Jackson	51	1.7
2005	Lauren Jackson	67	2.0
2004	Lauren Jackson	62	2.0
2003	Lauren Jackson	64	1.9
2002	Lauren Jackson	81	2.9
2001	Lauren Jackson	64	2.2
2000	Quacy Barnes	33	1.1

## STEALS

YEAR	PLAYER	STL	AVG.
2015	Crystal Langhorne	37	1.1
2014	Camille Little	34	0.6
2013	Camille Little	42	1.2
2012	Tanisha Wright	38	2.0
2011	Sue Bird	48	1.4
2010	Camille Little	55	1.6
2009	Tanisha Wright	50	1.52
2008	Yolanda Griffith	43	1.4
	Sheryl Swoopes	43	1.4
2007	Sue Bird	43	1.5
2006	Sue Bird	61	1.8
2005	Lauren Jackson	36	1.1
2004	Sheri Sam	53	2.1
2003	Sue Bird	48	1.7
2002	Sue Bird	55	2.0
2001	Lauren Jackson	54	2.2
2000	Sonja Henning	61	2.5





## SEATTLE FRANCHISE HIGHS

### REGULAR SEASON GAMES

Minutes .....300,07/03/2001 WAS @ SEA  
 Field Goals .....40, 07/14/2010 SEA @ PHO (Twice)  
 Field Goal Attempts .....100, 07/14/2010, SEA @ PHO  
 Three-Point Field Goals .....14, 09/06/2012, TUL @ SEA (3 Times)  
 Three-Point Attempts .....34, 05/27/2012, SEA @ MIN  
 Free Throws .....33, 09/06/2008, MIN @ SEA  
 Free Throw Attempts .....43, 09/06/2008, MIN @ SEA  
 Offensive Rebounds .....23, 08/07/2010, TIL @ SEA (2 Times)  
 Defensive Rebounds .....39, 07/14/2010, SEA @ PHO  
 Total Rebounds .....57, 08/07/2010, TUL @ SEA (2 Times)  
 Assists .....29, 09/06/2012, TUL @ SEA  
 Steals .....17, 05/22/2010, SEA @ PHO (2 Times)  
 Turnovers .....29, 08/07/2011, SEA @ ATL  
 Blocks .....12, 08/11/2012, UTA @ SEA  
 Points .....111, 08/07/2010, TUL @ SEA (3 Times)

## SEATTLE FRANCHISE OPPONENT LOWS

### REGULAR SEASON GAMES

Minutes .....200,09/14/2013 TUL @ SEA  
 Field Goals .....  
 Field Goal Attempts .....  
 Three-Point Field Goals .....0, 06/17/2013, TUL @ SEA, (4 Times)  
 Three-Point Attempts .....3, 09/12/2004, SEA @ CON  
 Free Throws .....1, 09/14/2008, SEA @ LA  
 Free Throw Attempts .....2, 09/14/2005, SEA @ PHO (2 Times)  
 Offensive Rebounds .....2, 06/24/2012, WAS @ SEA (5 Times)  
 Defensive Rebounds .....10, 08/09/2000, SEA @ SAC  
 Total Rebounds .....15, 08/09/2010, SEA @ SAC  
 Assists .....5, 06/28/2013, NY @ SEA (3 Times)  
 Steals .....1, 09/18/2012, CHI @ SEA (4 Times)  
 Turnovers .....5, 06/30/2003, SEA @ CHA  
 Blocks .....0, 08/20/2013, LA @ SEA (18 Times)  
 Points .....36, 06/14/2001, CLE @ SEA

## SEATTLE FRANCHISE OPPONENT HIGHS

### REGULAR SEASON GAMES

Minutes .....300,07/03/2001 WAS @ SEA  
 Field Goals .....41,08/31/2013 SEA @ MIN (Twice)  
 Field Goal Attempts .....98,07/14/2010 SEA @ PHO  
 Three-Point Field Goals .....13,09/06/2012 TUL @ SEA (Twice)  
 Three-Point Attempts .....33,09/06/2012 TUL @ SEA  
 Free Throws .....38,07/10/2000 SEA @ MIA  
 Free Throw Attempts .....55,07/10/2000 SEA @ MIA  
 Offensive Rebounds .....22,08/10/2010 SEA @ ATL  
 Defensive Rebounds .....36,07/03/2001 WAS @ SEA  
 Total Rebounds .....50,07/03/2001 WAS @ SEA  
 Assists .....29,08/31/2013 SEA @ MIN (Twice)  
 Steals .....21,08/29/2009 ATL @ SEA  
 Turnovers .....27,07/22/2009 LA @ SEA  
 Blocks .....12,06/17/2011 IND @ SEA (Twice)  
 Points .....107,07/14/2010 SEA @ PHO

## SEATTLE FRANCHISE OPPONENT LOWS

### REGULAR SEASON GAMES

Minutes .....200,09/14/2013 TUL @ SEA  
 Field Goals .....10,07/10/2000 SEA @ MIA  
 Field Goal Attempts .....41,07/10/2000 SEA @ MIA  
 Three-Point Field Goals .....13, 09/06/2012, TUL @ SEA (Twice)  
 Three-Point Attempts .....1,06/19/2004 SEA @ SA  
 Free Throws .....1,07/06/2007 SEA @ HOU (3 times)  
 Free Throw Attempts .....1,07/30/2000 MIA @ SEA  
 Offensive Rebounds .....1,06/30/2005 SEA @ SA (Twice)  
 Defensive Rebounds .....10,09/04/2008 SEA @ CHI (Twice)  
 Total Rebounds .....7,07/07/2009 SA @ SEA (Twice)  
 Assists .....3,08/08/2003 MIN @ SEA  
 Steals .....1,06/22/2005 CT @ SEA  
 Turnovers .....6,09/18/2012 CHI @ SEA (4 times)  
 Blocks .....0, 06/22/2013, TUL @ SEA (19 Times)  
 Points .....45,06/03/2004 PHO @ SEA



## LONGEST OVERTIME GAMES (more than one OT) (chronological)

07/03/01	SEA 69 vs WAS 72 (4OT)	KeyArena
07/22/09	SEA 98 vs LA 87 (3OT)	KeyArena
08/29/09	SEA 91 vs ATL 84 (2OT)	KeyArena
07/14/10	SEA 111 at PHO 107 (3OT)	US Airways Center

## WINS BY AT LEAST 30 POINTS (chronological)

41	07/19/02	SEA 89 vs PHO 48	KeyArena
40	06/22/03	SEA 93 vs SA 53	KeyArena
36	08/06/03	SEA 92 vs LA 56	KeyArena
32	08/01/04	SEA 87 vs CHA 55	KeyArena
30	06/23/06	SEA 87 vs SA 57	KeyArena
37	07/22/06	SEA 91 at NY 54	Madison Square Garden
31	07/01/07	SEA 84 vs NY 53	KeyArena
35	07/10/07	SEA 82 at LA 47	STAPLES Center
46	08/07/10	SEA 111 vs TUL 65	KeyArena

## LOSSES BY AT LEAST 30 POINTS (chronological)

30	06/01/00	SEA 47 vs HOU 77	KeyArena
33	06/07/00	SEA 49 at PHO 82	America West Arena
30	07/06/00	SEA 50 at HOU 80	Compaq Center
33	08/09/00	SEA 46 at SAC 79	ARCO Arena
32	07/20/08	SEA 57 at WAS 89	Verizon Center
33	05/26/13	SEA 69 at LA 102	STAPLES Center

## LARGEST LEAD AT ANY POINT IN THE GAME (minimum 35) (chronological)

41	07/19/02	SEA 89 vs PHO 48	KeyArena
40	06/22/03	SEA 93 vs SA 53	KeyArena
36	08/06/03	SEA 92 vs LA 56	KeyArena
36	08/01/04	SEA 87 vs CHA 55	KeyArena
38	07/22/06	SEA 91 at NY 54	Madison Square Garden
37	07/10/07	SEA 82 at LA 47	STAPLES Center
35	07/27/07	SEA 89 vs IND 75	KeyArena
35	05/30/10	SEA 84 at SA 56	AT&T Center
41	06/06/10	SEA 97 vs PHO 74	KeyArena
52	08/07/10	SEA 111 vs TUL 65	KeyArena

## LARGEST DEFICIT AT ANY POINT IN THE GAME (minimum 30) (chronological)

32	06/01/00	SEA 47 vs HOU 77	KeyArena
33	06/07/00	SEA 49 at PHO 82	America West Arena
32	07/06/00	SEA 50 at HOU 80	Compaq Center
37	08/09/00	SEA 46 at SAC 79	ARCO Arena
31	07/09/06	SEA 62 vs IND 74	KeyArena
32	07/20/08	SEA 57 at WAS 89	Verizon Center
31	06/28/09	SEA 55 at LA 82	STAPLES Center
32	08/13/10	SEA 68 at CT 88	Mohegan Sun Arena
30	06/09/11	SEA 74 vs MIN 81	KeyArena
32	07/29/11	SEA 67 at MIN 92	Target Center
35	05/26/13	SEA 69 at LA 102	STAPLES Center
34	07/17/13	SEA 59 vs TUL 86	KeyArena
31	08/04/13	SEA 72 at MIN 90	Target Center
31	08/09/13	SEA 56 vs SA 77	KeyArena
30	06/09/15	SEA 45 vs TUL 68	BOK Center
30	06/11/15	SEA 70 vs MIN 94	Target Center

## GAMES WON BY AT LEAST 10 POINTS AFTER TRAILING BY AT LEAST 10 POINTS (Final Margin / Team's Largest Lead / Opponent's Largest Lead)

10	12	11	06/04/2002	SEA 78 vs MIN 68 (OT)	KeyArena
19	22	13	09/08/2004	SEA 86 vs DET 67	KeyArena
15	19	13	09/15/2004	SEA 73 vs PHO 58	KeyArena
10	12	14	05/27/2005	SEA 79 vs HOU 69	KeyArena
13	14	11	06/15/2006	SEA 74 at CHI 61	UIC Pavilion
13	13	22	05/19/2007	SEA 82 vs HOU 69	KeyArena
12	21	12	06/12/2007	SEA 81 at CHI 69	UIC Pavilion
12	12	13	05/20/2008	SEA 74 vs SAC 62	KeyArena
25	29	13	07/05/2008	SEA 96 vs MIN 71	KeyArena
11	16	13	06/27/2010	SEA 83 at TUL 72	BOK Center
10	10	12	08/10/2010	SEA 80 at ATL 70	Philips Arena
6	7	13	06/14/2015	SEA 60 at LA 54	STAPLES Center
10	10	14	08/30/2015	SEA 69 at WAS 59	KeyArena



## Most Home Wins, Season

17 in 2010  
16 in 2008  
15 in 2011  
14 in 2005  
13 in 2009  
13 in 2004

## Best Home Percentage, Season

1.000, 2010  
.941, 2008  
.882, 2011  
.823, 2005

## Worst Home Percentage, Season

.250, 2000  
.312, 2001  
.470, 2006, 2014  
.471, 2015  
.529, 2013  
.588, 2012

## Most Road Wins, Season

11 in 2010, 2008  
10 in 2006  
8 in 2013  
7 in 2009, 2004

## Best Road Percentage, Season

.647, 2010  
.588, 2006  
.470, 2013  
.437, 2002

## Worst Road Percentage, Season

.125, 2000  
.235, 2014  
.294, 2003, 2007  
.312, 2001  
.352, 2005, 2008, 2011, 2012  
.133, 2015

## Most Overtime Games, Season

6, 2009

## Fewest Overtime Games, Season

0, 2006, 2008, 2011, 2015

## Most Overtime Wins, Season

3, 2009

## Most Overtime Losses, Season

0, 2003, 2005, 2006, 2007, 2008, 2011

## Most Overtime Periods, Game

4, 07/03/01, SEA 69, WAS 72

## Highest Average PPG, Season

81.8 (2781) in 2010  
80.4 (2734) in 2007  
77.8 (2644) in 2006  
74.8 (2544) in 2009  
73.5 (2498) in 2005

## Lowest Average PPG, Season

56.9 (1822) in 2000  
60.0 (1921) in 2001  
68.4 (2188) in 2002  
70.2 (2388) in 2003  
70.4 (2394) in 2015  
70.9 (2410) in 2014

## Most Points Scored, Season

2781 in 2010  
2734 in 2007  
2644 in 2006

## Most points scored in a game

111, 8/4/2007, SEA vs. PHO  
111, 7/14/2010, SEA at PHO (3 OT)  
111, 8/7/2010, SEA vs. TUL  
101, 9/6/2012, SEA vs. TUL  
100, 5/23/2007, SEA vs. PHO  
99, 7/9/2011, SEA vs. LA  
98, 7/22/2009, SEA vs. LA (3 OT)  
97, 6/2/2006, SEA vs. PHO  
97, 8/17/2007, SEA vs. LA  
97, 6/6/2010, SEA vs. PHO

## Most points scored, first half

61, 08/04/2007 SEA 111 vs PHO 101  
60, 08/07/2010 SEA 111 vs TUL 65  
55, 05/23/2007 SEA 100 vs PHO 87  
55, 06/19/2009 SEA 90 vs MIN 62  
55, 07/30/2010 SEA 80 vs CHI 60  
54, 05/25/2006 SEA 94 at PHO 81  
53, 06/02/2006 SEA 97 vs PHO 87  
53, 08/08/2006 SEA 81 at DET 79  
53, 06/15/2012 SEA 86 at TUL 73  
53, 09/06/2012 SEA 101 vs TUL 74  
53, 08/07/2014, SEA 88 vs ATL 68

## Most points scored, second half

61, 09/06/2008 SEA 96 vs MIN 88  
61, 07/09/2011 SEA 99 vs LA 80  
60, 08/17/2007 SEA 97 vs LA 77  
56, 08/06/2003 SEA 92 vs LA 56  
55, 05/25/2010 SEA 82 vs WAS 76  
55, 06/18/2010 SEA 92 at NY 84  
54, 07/25/2006 SEA 91 at PHO 85  
53, 05/22/2004 SEA 93 vs LA 67  
53, 05/27/2005 SEA 79 vs HOU 69  
53, 06/27/2010 SEA 83 at TUL 72  
53, 07/27/2010 SEA 91 vs PHO 85

## Most points scored, quarter

40, 08/04/2007 SEA 111 vs PHO 101 (1st)  
37, 06/06/2010 SEA 97 vs PHO 74 (3rd)  
36, 05/25/2010 SEA 82 vs WAS 76 (4th)  
35, 05/20/2008 SEA 74 vs SAC 62 (4th)  
35, 06/09/2011 SEA 74 vs MIN 81 (4th)  
34, 06/21/2009 SEA 93 at PHO 84 (1st)  
33, 09/06/2008 SEA 96 vs MIN 88 (3rd)  
33, 06/29/2010 SEA 86 vs SA 72 (3rd)  
33, 06/28/2015 SEA 89 vs TUL 93 (3rd)

## Most points scored, OT

18, 6/18/2013, SEA vs. WAS (1st OT period)  
16, 7/22/2009, SEA vs. LA (3rd OT period)

## Fewest Points Scored, Season

1822 in 2000  
1921 in 2001  
2188 in 2002

## Fewest Points Scored, Game

36, 6/14/2001, SEA vs. CLE  
38, 7/7/2001, SEA at CHA  
42, 7/10/2000, SEA at MIA  
43, 6/19/2001, SEA at POR  
45, 6/9/2015, SEA at TUL  
45, 7/14/2000, SEA at IND  
46, 8/9/2000, SEA at SAC  
47, 6/1/2000, SEA vs. HOU  
47, 8/19/2003, SEA at HOU  
48, 9/14/2008, SEA at LA  
48, 9/12/2012, SEA at IND

## Fewest Points Scored, First Half

15, 06/09/2015 SEA 45 at TUL 68  
17, 07/10/2000 SEA 42 at MIA 59  
17, 07/07/2001 SEA 38 at CHA 48  
18, 09/14/2008 SEA 48 at LA 65  
19, 07/06/2000 SEA 50 at HOU 80  
19, 07/14/2000 SEA 45 at IND 64  
19, 08/13/2002 SEA 51 at SAC 59  
19, 07/09/2013 SEA 57 at NY 66



## Fewest Points Scored, Second Half

9, 06/14/2001 SEA 36 vs CLE 58  
 14, 08/15/2003 SEA 50 at PHO 64  
 17, 06/07/2000 SEA 49 at PHO 82  
 17, 06/19/2001 SEA 43 at POR 58  
 17, 07/20/2007 SEA 58 at CT 76  
 18, 07/09/2002 SEA 59 at HOU 67  
 19, 08/19/2003 SEA 47 at HOU 52  
 20, 08/21/2015 SEA 63 at IND 75  
 21, 07/07/2001 SEA 38 at CHA 48  
 21, 08/13/2011 SEA 63 vs ATL 92

## Fewest Points Scored, Quarter

4, 06/13/2007 SEA 62 at IND 90 (2nd)  
 4, 06/14/2013 SEA 59 at ATL 68 (3rd)  
 4, 07/09/2014 SEA 58 at PHX 78 (2nd)  
 5, 09/05/2009 SEA 68 at MIN 76 (1st)  
 6, 06/03/2008 SEA 63 at NY 77 (1st)  
 6, 09/14/2008 SEA 48 at LA 65 (1st)  
 6, 08/15/2013 SEA 66 vs CHI 79 (4th)  
 7, 06/17/2010 SEA 65 at IND 72 (2nd)  
 7, 07/02/2013 SEA 69 at CHI 60 (1st)  
 7, 07/06/2013 SEA 59 at WAS 62 (1st)  
 7, 07/09/2013 SEA 57 at NY 66 (1st)  
 7, 6/9/2015, SEA 45 at TUL 68 (1st)

## Fewest Points Scored, OT

2, 8/22/2000, SEA vs. LA  
 2, 7/3/2001, SEA vs. WAS

## Most FG Made, Season

992 in 2010  
 964 in 2007  
 961 in 2006  
 909 in 2009  
 906 in 2005  
 899 in 2008

## Most FG Made, Game

40, 7/14/2010, SEA at PHO (3 OT)  
 40, 8/7/2010, SEA vs. TUL  
 39, 7/22/2006, SEA at NY  
 38, 7/5/2008, SEA vs. MIN  
 37, 8/6/2003, SEA vs. LA  
 37, 5/25/2006, SEA at PHO  
 37, 7/24/2007, SEA at WAS (OT)  
 37, 8/4/2007, SEA vs. PHO  
 37, 8/29/2009, SEA vs. ATL (2 OT)  
 37, 5/22/2010, SEA at PHO (OT)  
 37, 9/6/2012, SEA vs. TUL

## Fewest FG Made, Season

667 in 2000  
 689 in 2001  
 739 in 2015  
 794 in 2002

## Fewest FG Made, Game

13, 7/10/2000, SEA at MIA  
 13, 7/27/2001, SEA vs. PHO  
 14, 6/14/2001, SEA vs. CLE  
 14, 6/19/2001, SEA at POR  
 14, 7/7/2001, SEA at CHA  
 15, 6/10/2000, SEA at CLE  
 15, 6/30/2000, SEA vs. MIN  
 15, 6/9/2015, SEA at TUL  
 16, 6/7/2000, SEA at PHO  
 16, 6/15/2000, SEA vs. SAC  
 16, 7/14/2000, SEA at IND

## Most FG Attempted, Season

2228 in 2010  
 2210 in 2007  
 2124 in 2006  
 2116 in 2009  
 2112 in 2008

## Most FG Attempted, Game

100, 7/14/2010, SEA at PHO (3 OT)  
 94, 5/22/2010, SEA at PHO (OT)  
 91, 7/3/2001, SEA vs. WAS (4 OT)  
 90, 7/22/2009, SEA vs. LA (3 OT)  
 83, 8/29/2009, SEA vs. ATL (2 OT)  
 81, 8/7/2010, SEA vs. TUL  
 79, 7/24/2007, SEA at WAS (OT)  
 78, 8/14/2001, SEA vs. SAC  
 78, 5/22/2008, SEA at PHO  
 78, 07/24/2014, SEA vs NYL (OT)  
 77, 6/30/2005, SEA at SA  
 77, 8/4/2007, SEA vs. PHO

## Fewest FG Attempted, Season

1575 in 2015  
 1740 in 2000  
 1821 in 2001  
 1948 in 2002  
 2006 in 2012  
 2051 in 2014

## Fewest FG Attempted, Game

42, 7/7/2001, SEA at CHA  
 43, 6/10/2000, SEA at CLE  
 43, 7/10/2000, SEA at MIA  
 43, 7/21/2000, SEA vs. MIN  
 43, 7/15/2004, SEA at SAC  
 43, 8/30/2015, WAS at SEA  
 44, 6/30/2000, SEA vs. MIN  
 45, 7/8/2015, SEA at IND  
 46, 6/15/2000, SEA vs. SAC  
 46, 7/14/2000, SEA at IND  
 46, 6/5/2004, SEA at SAC  
 47, 6/19/2001, SEA at POR  
 47, 8/29/2013, SEA vs. CT

## Highest FG Percentage, Season

.452 in 2006  
 .445 in 2010  
 .439 in 2005  
 .438 in 2011

## Highest FG Percentage, Game

.597 (37 for 62) = 9/6/2012, SEA vs. TUL  
 .587 (27 for 46) = 6/5/2004, SEA at SAC  
 .582 (32 for 55) = 9/8/2012, SEA at TUL  
 .576 (38 for 66) = 7/5/2008, SEA vs. MIN  
 .574 (39 for 68) = 7/22/2006, SEA at NY  
 .569 (33 for 58) = 6/14/2002, SEA at PHO  
 .569 (33 for 58) = 6/13/2014, SEA at SAS  
 .569 (33 for 58) = 7/18/2015, SEA vs. ATL  
 .565 (35 for 62) = 6/12/2009, SEA at MIN  
 .563 (27 for 48) = 6/24/2012, SEA vs. WAS  
 .556 (30 for 54) = 7/6/2010, SEA vs. NY  
 .556 (30 for 54) = 9/11/2011, SEA vs. CHI  
 .554 (36 for 65) = 7/11/2014, SEA at SAS

## Lowest FG Percentage, Season

.378 in 2001  
 .383 in 2000  
 .408 in 2002

## Lowest FG Percentage, Game

.237 (18 for 76) = 5/21/2005, SEA vs. LA  
 .238 (15 for 63) = 6/9/2015, SEA at TUL  
 .241 (13 for 54) = 7/27/2001, SEA vs. PHO  
 .276 (16 for 58) = 6/7/2000, SEA at PHO  
 .280 (14 for 50) = 6/14/2001, SEA vs. CLE  
 .284 (19 for 67) = 6/15/2002, SEA at UTA  
 .288 (21 for 73) = 6/1/2004, SEA at LA  
 .290 (18 for 62) = 8/10/2001, SEA vs. MIN  
 .295 (18 for 61) = 7/11/2001, SEA at NY  
 .295 (18 for 61) = 9/4/2004, SEA at PHO  
 .297 (22 for 74) = 8/9/2007, SEA at DET

## Most 3-point FG Made, Season

246 in 2010  
 238 in 2012  
 224 in 2007  
 201 in 2014  
 196 in 2013

## Most 3-point FG Made, Game

14, 7/22/2009, SEA vs. LA (3 OT)  
 14, 5/27/2012, SEA at MIN  
 14, 9/6/2012, SEA vs. TUL  
 13, 7/11/2002, SEA vs. LA  
 13, 8/4/2007, SEA vs. PHO  
 13, 9/9/2011, SEA vs. PHO  
 12, 8/5/2011, SEA vs. CT  
 12, 6/15/2012, SEA at TUL  
 12, 6/22/2014, SEA vs. WAS

## Fewest 3-point FG Made, Season

109 in 2000  
 128 in 2001  
 142 in 2005

## Fewest 3- FG Made, Game

0, 7/14/2000, SEA at IND  
 0, 6/12/2005, SEA at CHA  
 0, 6/1/2008, SEA vs. HOU  
 0, 6/7/2013, SEA vs. TUL

## Most 3-point FG Attempted, Season

679 in 2012  
 667 in 2010  
 639 in 2007  
 599 in 2011  
 598 in 2014



## Most 3-point FG Attempted, Game

34, 5/27/2012, SEA at MIN  
 32, 5/21/2005, SEA vs. LA  
 32, 7/22/2009, SEA vs. LA (3 OT)  
 30, 6/9/2012, SEA at SA  
 28, 7/14/2010, SEA at PHO (3 OT)  
 28, 7/24/2014, SEA vs. PHO

## Fewest 3-point FG Attempted, Season

364 in 2000  
 412 in 2001  
 429 in 2005  
 439 in 2004

## Fewest 3-FG Attempted, Game

3, 9/12/2004, SEA at CT  
 5, 9/2/2008, SEA at ATL  
 6, 7/14/2000, SEA at IND  
 6, 7/4/2001, SEA at POR  
 6, 7/15/2004, SEA at SAC  
 6, 6/4/2005, SEA vs. IND  
 6, 6/8/2005, SEA at DET  
 6, 6/12/2005, SEA at CHA

## Highest 3-point FG Percentage, Season

.380 in 2004  
 .369 in 2010  
 .360 in 2002  
 .356 in 2011

## Highest 3-FG Percentage, Game

.750 (6 for 8) = 7/23/2003, SEA vs. NY  
 .700 (7 for 10) = 7/25/2003, SEA vs. PHO  
 .700 (14 for 20) = 9/6/2012, SEA vs. TUL  
 .692 (9 for 13) = 7/21/2000, SEA vs. MIN  
 .667 (10 for 15) = 6/25/2010, SEA vs. IND  
 .667 (8 for 12) = 7/6/2010, SEA vs. NY  
 .667 (6 for 9) = 6/21/2013, SEA at SA

## Lowest 3-point FG Percentage, Season

.299 in 2000  
 .311 in 2001  
 .316 in 2008

## Lowest 3- FG Percentage, Game

.077 (1 for 13) = 6/21/2015, SEA vs. PHO  
 .083 (1 for 12) = 7/9/2014, SEA at PHO  
 .125 (1 for 8) = 8/16/2015, SEA vs. SA  
 .143 (2 for 14) = 7/29/2014, SEA at TUL  
 .154 (2 for 13) = 9/13/2015, SEA vs. SA  
 .167 (4 for 24) = 5/22/2010, SEA at PHO (OT)  
 .182 (4 for 22) = 7/20/2007, SEA at CT  
 .182 (4 for 22) = 6/6/2012, SEA at MIN  
 .182 (4 for 22) = 6/30/2012, SEA at NY  
 .182 (2 for 11) = 8/8/2015, SEA at SA  
 .188 (6 for 32) = 5/21/2005, SEA vs. LA

## Most FT Made, Season

582 in 2007  
 562 in 2006  
 555 in 2009  
 552 in 2008  
 551 in 2010

## Most FT Made, Game

33, 9/6/2008, SEA vs. MIN  
 32, 8/3/2006, SEA vs. WAS  
 31, 6/4/2005, SEA vs. IND  
 31, 8/30/2015, SEA vs. WAS  
 30, 8/5/2006, SEA vs. CHA  
 30, 6/19/2009, SEA vs. MIN  
 30, 8/1/2009, SEA vs. SA (OT)  
 30, 5/16/2010, SEA vs. LA  
 30, 6/26/2012, SEA at WAS

## Fewest FT Made, Season

379 in 2000  
 415 in 2001  
 418 in 2002

419 in 2014  
 439 in 2011, 2015

## Fewest FT Made, Game

1, 9/14/2008, SEA at LA  
 2, 7/6/2005, SEA at PHO  
 2, 7/5/2011, SEA at IND  
 3, 8/6/2005, SEA at NY  
 4, 6/26/2002, SEA at PHO  
 4, 7/9/2002, SEA at HOU  
 4, 8/19/2003, SEA at HOU  
 4, 9/12/2012, SEA at IND  
 4, 9/16/2012, SEA vs. CT  
 4, 8/15/2013, SEA vs. CHI  
 4, 8/15/2014, SEA at LAS  
 4, 7/3/2015, SEA at MIN  
 4, 7/12/2015, SEA at PHO

## Most FT Attempted, Season

728 in 2008  
 715 in 2007  
 712 in 2006  
 707 in 2009

## Most FT Attempted, Game

43, 9/6/2008, SEA vs. MIN  
 39, 6/26/2012, SEA at WAS  
 38, 8/3/2006, SEA vs. WAS  
 38, 6/1/2008, SEA vs. HOU  
 38, 6/19/2009, SEA vs. MIN  
 37, 6/4/2005, SEA vs. IND  
 37, 7/31/2005, SEA vs. LA  
 37, 8/1/2009, SEA vs. SA (OT)  
 37, 5/16/2010, SEA vs. LA

## Fewest FT Attempted, Season

379 in 2000  
 538 in 2014  
 539 in 2014  
 543 in 2002  
 549 in 2011  
 567 in 2003

## Fewest FT Attempted, Game

2, 7/6/2005, SEA at PHO  
 2, 9/14/2008, SEA at LA  
 4, 8/6/2005, SEA at NY  
 4, 7/5/2011, SEA at IND  
 5, 9/16/2012, SEA vs. CT  
 5, 8/15/2013, SEA vs. CHI  
 5, 8/15/2014, SEA vs. LA  
 5, 7/3/2015, SEA at MIN

## Highest FT Percentage, Season

.820 in 2013  
 .814 in 2007  
 .814 in 2015  
 .800 in 2011  
 .793 in 2010

## Highest FT Percentage, Game

1.000 (8 for 8) = 7/12/2002, SEA vs. CLE  
 1.000 (6 for 6) = 7/23/2002, SEA at HOU  
 1.000 (21 for 21) = 7/1/2006, SEA vs. MIN  
 1.000 (16 for 16) = 8/1/2006, SEA at MIN  
 1.000 (13 for 13) = 7/17/2007, SEA at PHO  
 1.000 (15 for 15) = 7/17/2010, SEA at MIN  
 1.000 (9 for 9) = 7/16/2011, SEA at MIN  
 1.000 (12 for 12) = 7/11/2012, SEA vs. ATL  
 1.000 (16 for 16) = 5/24/2014, SEA at WAS  
 1.000 (7 for 7) = 7/11/2014, SEA at SAS  
 1.000 (10 for 10) = 7/13/2014, SEA at MIN  
 1.000 (8 for 8) = 6/27/2015, SEA at SA  
 1.000 (8 for 8) = 9/13/2015, SEA vs. SA  
 .963 (26 for 27) = 6/18/2010, SEA at NY  
 .958 (23 for 24) = 6/18/2013, SEA vs. WAS (OT)



## Lowest FT Percentage, Season

.676 in 2000  
.685 in 2001  
.751 in 2012  
.758 in 2008

## Lowest FT Percentage, Game

.412 (14 for 34) = 7/21/2000, SEA vs. MIN  
.417 (5 for 12) = 7/31/2014, SEA vs. IND  
.429 (6 for 14) = 8/9/2000, SEA at SAC  
.438 (7 for 16) = 8/4/2001, SEA at LA  
.438 (7 for 16) = 7/14/2011, SEA at SA  
.462 (6 for 13) = 7/13/2001, SEA vs. HOU  
.484 (15 for 31) = 6/15/2000, SEA vs. SAC  
.500 (7 for 14) = 7/30/2001, SEA at HOU  
.500 (11 for 22) = 7/20/2008, SEA at WAS  
.519 (14 for 27) = 8/11/2001, SEA at SAC  
.524 (11 for 21) = 6/19/2001, SEA at POR

## Most Rebounds, Season

1234 in 2010  
1164 in 2007  
1162 in 2008  
1148 in 2006  
1104 in 2009

## Most Rebounds, Game

57, 7/14/2010, SEA at PHO (3 OT)  
57, 8/7/2010, SEA vs. TUL  
52, 6/11/2008, SEA vs. PHO  
49, 7/19/2002, SEA vs. PHO  
48, 8/9/2002, SEA vs. POR  
48, 7/1/2007, SEA vs. NY  
48, 5/22/2010, SEA at PHO (OT)  
48, 8/11/2013, SEA vs. SA  
47, 7/14/2006, SEA vs. NY  
47, 7/12/2008, SEA vs. LA  
47, 6/6/2010, SEA vs. PHO  
47, 9/13/2015, SEA vs. SA

## Fewest Rebounds, Season

793 in 2000  
891 in 2001  
970 in 2014  
995 in 2002  
1030 in 2013

## Fewest Rebounds, Game

15, 8/9/2000, SEA at SAC  
16, 6/30/2001, SEA vs. SAC  
17, 7/10/2000, SEA at MIA  
19, 7/1/2000, SEA vs. UTA  
19, 7/10/2001, SEA at CLE  
19, 9/18/2004, SEA vs. LA

## Most Offensive Rebounds, Season

394 in 2010  
362 in 2002  
350 in 2004  
344 in 2007  
342 in 2003

## Most Offensive Rebounds, Game

23, 6/11/2008, SEA vs. PHO  
23, 8/7/2010, SEA vs. TUL  
20, 7/19/2002, SEA vs. PHO  
20, 6/1/2004, SEA at LA  
20, 6/30/2005, SEA at SA  
20, 5/27/2010, SEA at CHI  
19, 6/15/2002, SEA at UTA  
19, 6/15/2004, SEA at NY

## Fewest Offensive Rebounds, Season

176 in 2015  
216 in 2014  
228 in 2012  
256 in 2000  
269 in 2011  
272 in 2013

## Fewest Offensive Rebounds, Game

1, 8/8/2015, SEA at SA  
2, 7/25/2000, SEA at HOU  
2, 7/27/2000, SEA at LA  
2, 6/7/2008, SEA vs. DET  
2, 8/7/2011, SEA at ATL  
2, 6/24/2012, SEA vs. WAS  
2, 6/13/2014, SEA at SAS  
2, 7/3/2015, SEA at MIN  
2, 7/12/2015, SEA at PHO

## Most Defensive Rebounds, Season

855 in 2012  
840 in 2010  
826 in 2015  
822 in 2008  
821 in 2006  
820 in 2007

## Most Defensive Rebounds, Game

39, 7/14/2010, SEA at PHO (3 OT)  
38, 9/13/2015, SEA vs. SA  
38, 7/14/2006, SEA vs. NY  
36, 8/23/2005, SEA at SA  
35, 7/25/2003, SEA vs. PHO  
34, 8/9/2002, SEA vs. POR  
34, 8/7/2010, SEA vs. TUL  
34, 9/18/2012, SEA vs. CHI

## Fewest Defensive Rebounds, Season

537 in 2000  
585 in 2001  
633 in 2002  
709 in 2004  
754 in 2014

## Fewest Defensive Rebounds, Game

10, 8/9/2000, SEA at SAC  
11, 7/1/2000, SEA vs. UTA  
11, 7/5/2002, SEA at CLE  
11, 6/30/2003, SEA at CHA  
11, 6/6/2009, SEA at SAC

## Most Assists, Season

636 in 2010  
577 in 2012  
565 in 2014  
552 in 2004  
548 in 2003  
545 in 2011

## Most Assists, Game

29, 9/6/2012, SEA vs. TUL  
26, 7/5/2008, SEA vs. MIN  
26, 6/6/2010, SEA vs. PHO  
26, 7/14/2010, SEA at PHO (3 OT)  
25, 6/12/2007, SEA at CHI  
25, 9/8/2012, SEA at TUL  
25, 6/22/2014, SEA vs. WAS  
25, 7/18/2015, SEA vs. ATL  
25, 9/8/2015, SEA vs. ATL

## Fewest Assists, Season

390 in 2000  
412 in 2001  
469 in 2013  
514 in 2006, 2002

## Fewest Assists, Game

5, 7/10/2000, SEA at MIA  
5, 7/27/2001, SEA vs. PHO  
5, 6/28/2013, SEA vs. NY  
6, 6/19/2001, SEA at POR



## Most Steals, Season

302 in 2004  
282 in 2002  
281 in 2010  
276 in 2009

## Most Steals, Game

17, 9/12/2009, SEA at SA  
17, 5/22/2010, SEA at PHO (OT)  
16, 6/25/2001, SEA at UTA  
16, 9/10/2004, SEA at MIN  
15, 7/21/2000, SEA vs. MIN  
15, 8/9/2000, SEA at SAC  
15, 7/20/2002, SEA vs. HOU  
15, 5/20/2004, SEA vs. MIN  
15, 7/15/2015, SEA vs. LA

## Fewest Steals, Season

189 in 2015  
201 in 2005  
205 in 2013, 2012  
225 in 2014  
232 in 2006, 2003

## Fewest Steals, Game

1, 6/22/2005, SEA vs. CT  
1, 6/28/2005, SEA at HOU  
1, 7/25/2006, SEA at PHO  
1, 9/18/2012, SEA vs. CHI  
1, 6/19/2014, SEA vs. SAS  
2, 7/7/2001, SEA at CHA  
2, 8/20/2005, SEA at SAC  
2, 6/4/2006, SEA vs. SA  
2, 7/6/2010, SEA vs. NY  
2, 7/8/2012, SEA vs. PHO  
2, 5/26/2013, SEA at LA  
2, 6/2/2013, SEA vs. PHO  
2, 8/1/2013, SEA vs. PHO  
2, 6/11/2015, SEA at MIN  
2, 6/30/2015, SEA vs. TUL

## Most Blocked Shots, Season

158 in 2005  
151 in 2007, 2002  
150 in 2009  
140 in 2008  
138 in 2003

## Most Blocked Shots, Game

12, 8/11/2002, SEA vs. UTA  
11, 9/13/2004, SEA at IND  
11, 7/31/2007, SEA vs. SAC  
10, 8/8/2003, SEA vs. MIN  
10, 6/12/2007, SEA at CHI

## Fewest Blocked Shots, Season

69 in 2014  
84 in 2013  
93 in 2000  
101 in 2012  
111 in 2015  
117 in 2011

## Fewest Blocked Shots, Game

0, Many Times

## Most Turnovers, Season

578 in 2012  
570 in 2006  
555 in 2009  
547 in 2011

## Most Turnovers, Game

29, 8/7/2011, SEA at ATL  
28, 7/9/2006, SEA vs. IND  
28, 8/29/2009, SEA vs. ATL (2 OT)  
28, 9/12/2012, SEA at IND  
27, 5/18/2012, SEA vs. LA

## Fewest Turnovers, Season

431 in 2001  
444 in 2015  
465 in 2003  
477 in 2002  
498 in 2014  
499 in 2004

## Fewest Turnovers, Game

5, 6/30/2003, SEA at CHA  
5, 7/5/2014, SEA vs. CHI  
6, 6/6/2002, SEA vs. CHA  
6, 8/23/2003, SEA vs. HOU  
6, 6/6/2015, SEA vs. LA  
7, 6/10/2003, SEA vs. IND  
7, 6/14/2003, SEA vs. MIN  
7, 8/1/2004, SEA vs. CHA  
7, 8/7/2007, SEA at MIN  
7, 7/29/2015, SEA at WAS

## Most Personal Fouls, Season

710 in 2009  
704 in 2010  
684 in 2008  
682 in 2006

## Most Personal Fouls, Game

35, 7/10/2000, SEA at MIA  
31, 9/3/2009, SEA at WAS  
30, 6/23/2000, SEA at POR  
30, 5/24/2003, SEA at SA  
30, 6/21/2011, SEA at TUL  
29, 8/17/2003, SEA vs. DET  
29, 8/28/2008, SEA vs. HOU  
29, 6/9/2009, SEA at IND

## Fewest Personal Fouls, Season

574 in 2015  
589 in 2014  
602 in 2013, 2012  
605 in 2001  
620 in 2007

## Fewest Personal Fouls, Game

6, 7/30/2000, SEA vs. MIA  
8, 7/1/2007, SEA vs. NY  
9, 6/22/2001, SEA at PHO  
9, 8/25/2003, SEA vs. SAC  
10, 8/16/2012, SEA vs. PHO

## Most Disqualifications, Season

10 in 2009, 2005  
8 in 2004, 2003  
6 in 2001  
5 in 2011, 2006, 2002

## Most Disqualifications, Game

2, 6/9/2001, SEA at UTA  
2, 6/21/2003, SEA at SAC  
2, 6/28/2005, SEA at HOU  
2, 7/9/2006, SEA vs. IND  
2, 7/15/2009, SEA vs. DET  
2, 7/19/2011, SEA at CHI

## Fewest Disqualifications, Season

0 in 2015  
1 in 2007  
2 in 2012  
4 in 2010, 2008, 2000

## Fewest Disqualifications, Game

0, Many Times

# ALL-TIME OPPONENT FRANCHISE RECORDS



## Highest Average PPG, Season

77.9, 2007  
76.06, 2015  
75.7, 2006  
75.3, 2014  
73.9, 2010  
73.3, 2013  
72.8, 2009

## Lowest Average PPG, Season

64.0, 2001  
65.7, 2002  
66.6, 2004  
66.9, 2003  
67.8, 2000

## Most points scored in a game

107, 7/14/2010, PHO vs. SEA (3 OT)  
102, 5/26/2013, LA vs. SEA  
101, 8/4/2007, PHO at SEA  
101, 8/4/2009, PHO at SEA (OT)  
97, 7/24/2007, WAS vs. SEA (OT)  
97, 8/9/2007, DET vs. SEA  
97, 8/31/2013, MIN vs. SEA  
95, 8/17/2003, DET at SEA  
95, 8/7/2007, MIN vs. SEA  
94, 7/25/2008, PHO vs. SEA  
94, 6/11/2015, SEA at MIN  
94, 7/10/2015, SEA vs. PHO  
94, 8/14/2015, SEA vs. CHA  
56, 07/27/2010 SEA 91 vs PHO 85  
53, 05/26/2013 SEA 69 at LA 102  
53, 08/31/2013 SEA 74 at MIN 97  
53, 07/08/2015 SEA 65 at IND 88  
53, 07/29/2015, SEA 74 at WAS 87  
52, 08/12/2006 SEA 72 at HOU 89  
52, 05/22/2008 SEA 87 at PHO 83  
52, 08/13/2010 SEA 68 at CT 88  
52, 08/21/2012 SEA 73 vs MIN 86  
50, 06/07/2005 SEA 69 at CT 81  
50, 06/13/2007 SEA 62 at IND 90  
50, 06/09/2011 SEA 74 vs MIN 81  
50, 08/13/2011 SEA 63 vs ATL 92

## Most points scored, second half

58, 08/17/2003 SEA 86 vs DET 95  
58, 08/04/2007 SEA 111 vs PHO 101  
55, 06/11/2015 SEA 70 at MIN 94  
54, 05/23/2007 SEA 100 vs PHO 87  
54, 08/07/2007 SEA 74 at MIN 95  
54, 08/18/2009 SEA 79 at DET 75  
53, 06/30/2005 SEA 69 at SA 81  
53, 08/16/2011 SEA 79 at PHO 81  
52, 07/19/2005 SEA 87 vs NY 78  
52, 06/04/2006 SEA 87 vs SA 89  
52, 08/09/2007 SEA 70 at DET 97  
52, 09/14/2012 SEA 66 at SA 90

## Most Points Scored, Quarter

37, 08/07/2007 SEA 74 at MIN 95 (3rd)  
35, 08/04/2007 SEA 111 vs PHO 101 (4th)  
34, 07/29/2015 SEA 74 at WAS 87 (1st)  
32, 06/04/2006 SEA 87 vs SA 89 (3rd)  
32, 07/01/2006 SEA 92 vs MIN 75 (3rd)  
32, 05/23/2007 SEA 100 vs PHO 87 (3rd)  
32, 08/15/2013 SEA 66 vs CHI 79 (4th)

## Fewest Points Scored, Game

45, 6/3/2004, PHO at SEA  
47, 6/25/2001, UTA vs. SEA  
47, 6/2/2002, POR vs. SEA  
47, 7/10/2007, LA vs. SEA  
48, 7/7/2001, CHA vs. SEA

48, 7/19/2002, PHO at SEA  
49, 6/29/2008, WAS at SEA  
49, 8/28/2008, HOU at SEA  
51, 6/21/2002, IND at SEA  
51, 6/10/2003, IND at SEA  
51, 5/29/2005, SA at SEA  
51, 8/23/2005, SA vs. SEA

## Fewest Points Scored, First Half

17, 06/25/2001 SEA 65 at UTA 47  
18, 06/18/2000 SEA 53 vs UTA 56  
18, 07/10/2000 SEA 42 at MIA 59  
18, 06/10/2003 SEA 78 vs IND 51  
18, 07/17/2003 SEA 67 at CT 65  
19, 08/23/2005 SEA 78 at SA 51  
19, 06/17/2011 SEA 68 vs IND 54

## Fewest Points Scored, Second Half

15, 07/03/2001 SEA 69 vs WAS 72 (4OT)  
19, 07/07/2009 SEA 66 vs SA 53  
20, 08/06/2000 SEA 66 vs POR 58 (OT)  
20, 08/20/2013 SEA 77 vs LA 57  
20, 06/14/2015 SEA 60 at LA 54  
20, 08/30/2015 SEA 69 VS WAS 59  
21, 07/22/2004 SEA 59 vs IND 54  
21, 06/23/2006 SEA 87 vs SA 57

## Fewest Points Scored, Quarter

4, 08/20/2013 SEA 77 vs LA 57 (4th)  
6, 07/13/2012 SEA 83 at PHO 64 (3rd)  
7, 05/19/2007 SEA 82 vs HOU 69 (4th)  
7, 05/30/2008 SEA 78 vs SA 57 (1st)  
7, 07/07/2009 SEA 66 vs SA 53 (3rd)  
7, 08/03/2014 SEA 71 vs SA 65 (2nd)  
7, 09/13/2015 SEA 58 vs SA 59 (2nd)

## Most FG Made, Season

987, 2007  
979, 2014  
940, 2006  
916, 2013  
898, 2015  
892, 2005  
888, 2010  
885, 2011  
882, 2009

## Most FG Made, Game

41, 7/14/2010, PHO vs. SEA (3 OT)  
41, 8/31/2013, MIN vs. SEA  
40, 8/13/2011, ATL at SEA  
37, 7/24/2007, WAS vs. SEA (OT)  
37, 8/13/2010, CT vs. SEA  
37, 8/4/2013, MIN vs. SEA  
37, 7/10/2015, SEA vs. PHO

## Fewest FG Made, Season

753, 2001  
778, 2000  
783, 2002

## Fewest FG Made, Game

10, 7/10/2000, MIA vs. SEA  
16, 7/4/2001, POR vs. SEA  
16, 7/11/2002, LA at SEA  
16, 5/30/2008, SA at SEA  
16, 8/28/2008, HOU at SEA  
16, 7/17/2009, SAC vs. SEA  
16, 6/17/2011, IND at SEA

## Most FG Attempted, Season

2321, 2007  
2244, 2012  
2218, 2006  
2164, 2008  
2163, 2005

## Most FG Attempted, Game

98, 7/14/2010, PHO vs. SEA (3 OT)  
88, 7/1/2012, CT vs. SEA (OT)  
87, 8/29/2009, ATL at SEA (2 OT)  
82, 8/4/2009, PHO at SEA (OT)  
79, 8/5/2006, CHA at SEA  
78, 8/10/2010, ATL vs. SEA

## Fewest FG Attempted, Season

1721, 2000  
1750, 2001  
1818, 2002  
1989, 2004

## Fewest FG Attempted, Game

41, 7/10/2000, MIA vs. SEA  
42, 7/20/2003, MIN vs. SEA  
43, 6/30/2001, SAC at SEA  
44, 8/3/2000, PHO vs. SEA  
45, 5/24/2003, SA vs. SEA  
46, 7/8/2000, ORL vs. SEA  
46, 6/28/2001, MIN vs. SEA  
46, 8/3/2001, UTA at SEA

## Highest FG Percentage, Season

.457, 2014  
.452, 2000  
.435, 2013  
.434, 2015  
.431, 2002  
.430, 2001  
.428, 2004  
.425, 2007

## Highest FG Percentage, Game

.636 (28 for 44) = 8/3/2000, PHO vs. SEA  
.621 (36 for 58) = 5/26/2013, LA vs. SEA  
.608 (31 for 51) = 7/12/2009, CHI at SEA  
.608 (31 for 51) = 8/15/2014, LA vs. SEA  
.588 (30 for 51) = 7/13/2005, WAS at SEA  
.588 (40 for 68) = 8/13/2011, ATL at SEA  
.577 (41 for 71) = 8/31/2013, MIN vs. SEA  
.576 (34 for 59) = 5/23/2006, HOU at SEA

## Lowest FG Percentage, Season

.391, 2012  
.398, 2008  
.410, 2009  
.412, 2005  
.413, 2010  
.414, 2003

## Lowest FG Percentage, Game

.244 (10 for 41) = 7/10/2000, MIA vs. SEA  
.270 (20 for 74) = 7/25/2003, PHO at SEA  
.276 (16 for 58) = 5/30/2008, SA at SEA  
.277 (18 for 65) = 7/21/2011, SA at SEA  
.279 (17 for 61) = 8/23/2005, SA vs. SEA  
.281 (16 for 57) = 8/28/2008, HOU at SEA  
.281 (18 for 64) = 6/3/2003, SAC at SEA

## Most 3-point FG Made, Season

212, 2012  
202, 2009  
195, 2007  
186, 2010  
172, 2008  
168, 2011

## Most 3-point FG Made, Game

13, 8/4/2009, PHO at SEA (OT)  
13, 9/6/2012, TUL at SEA  
12, 7/1/2009, PHO vs. SEA  
12, 7/12/2009, CHI at SEA  
12, 7/28/2009, SA vs. SEA



# ALL-TIME OPPONENT FRANCHISE RECORDS



## Fewest 3-point FG Made, Season

102, 2002  
117, 2000  
125, 2001  
133, 2005  
139, 2004  
140, 2013  
144, 2014

## Fewest 3- FG Made, Game

0, 6/28/2000, DET at SEA  
0, 7/1/2000, UTA at SEA  
0, 7/28/2000, PHO at SEA  
0, 6/25/2001, UTA vs. SEA  
0, 6/2/2002, POR vs. SEA  
0, 6/26/2002, PHO vs. SEA  
0, 5/27/2005, HOU at SEA  
0, 8/14/2005, HOU vs. SEA  
0, 8/28/2008, HOU at SEA  
0, 8/29/2009, ATL at SEA (2 OT)

## Most 3-point FG Attempted, Season

620, 2012  
585, 2009  
556, 2010  
541, 2015  
539, 2008  
528, 2007  
484, 2006

## Most 3- FG Attempted, Game

33, 9/6/2012, TUL at SEA  
31, 6/11/2008, PHO at SEA  
30, 5/23/2007, PHO at SEA  
29, 7/28/2009, SA vs. SEA  
29, 8/4/2009, PHO at SEA (OT)  
29, 9/18/2012, CHI at SEA  
28, 8/1/2009, SA at SEA (OT)  
28, 7/14/2010, PHO vs. SEA (3 OT)

## Fewest 3-point FG Attempted, Season

325, 2001  
334, 2000  
342, 2002  
391, 2004  
419, 2005

## Fewest 3-FG Attempted, Game

1, 6/19/2004, SA vs. SEA  
3, 6/28/2000, DET at SEA  
3, 7/28/2000, PHO at SEA  
3, 7/1/2004, SA at SEA  
3, 5/27/2005, HOU at SEA  
3, 6/28/2005, HOU vs. SEA  
4, 7/1/2000, UTA at SEA  
4, 6/9/2002, UTA at SEA  
4, 7/24/2004, HOU at SEA  
4, 8/14/2005, HOU vs. SEA  
4, 6/2/2013, PHO at SEA  
4, 6/24/2014, SEA at LA  
4, 7/3/2014, LA at SEA

## Highest 3-point FG Percentage, Season

.385, 2001  
.369, 2007  
.359, 2011  
.355, 2004  
.350, 2000  
.345, 2009  
.342, 2012

## Highest 3-FG Percentage, Game

.889 (8 for 9) = 7/21/2001, LA vs. SEA  
.750 (6 for 8) = 7/18/2001, MIN vs. SEA  
.750 (6 for 8) = 5/26/2013, LA vs. SEA  
.714 (5 for 7) = 8/3/2000, PHO vs. SEA  
.714 (5 for 7) = 5/23/2006, HOU at SEA  
.700 (7 for 10) = 7/17/2004, WAS at SEA (OT)  
.667 (8 for 12) = 5/28/2004, PHO vs. SEA  
.667 (4 for 6) = 7/17/2009, SAC vs. SEA  
.667 (8 for 12) = 8/20/2011, NY at SEA  
.632 (12 for 19) = 7/12/2009, CHI at SEA

## Lowest 3-point FG Percentage, Season

.298, 2002  
.300, 2013  
.317, 2005  
.318, 2015  
.319, 2008  
.327, 2014  
.332, 2003  
.335, 2010  
.339, 2006

## Lowest 3- FG Percentage, Game

.077 (1 for 13) = 6/6/2014, SEA vs. MIN  
.125 (1 for 8) = 5/3/2014, SEA at CON  
.143 (1 for 7) = 6/25/2015, SEA vs. MIN  
.143 (2 for 14) = 8/30/2015, SEA vs. WAS  
.167 (3 for 18) = 6/13/2014, SEA at SAS  
.182 (4 for 22) = 7/2/2013, CHI vs. SEA  
.182 (4 for 22) = 6/6/2015, SEA vs. LA  
.185 (5 for 27) = 8/7/2010, TUL at SEA  
.200 (2 for 10) = 7/21/2015, SEA vs. NY  
.200 (2 for 10) = 9/8/2015, SEA at MIN  
.207 (6 for 29) = 9/18/2012, CHI at SEA  
.208 (5 for 24) = 8/27/2005, PHO at SEA  
.208 (5 for 24) = 8/27/2013, SA vs. SEA

## Most FT Made, Season

550, 2010  
531, 2006  
519, 2013  
512, 2008  
510, 2009  
498, 2000

## Most FT Made, Game

38, 7/10/2000, MIA vs. SEA  
31, 6/15/2005, MIN at SEA (OT)  
30, 8/12/2003, SA at SEA

## Fewest FT Made, Season

417, 2001  
423, 2004  
435, 2002  
437, 2011  
439, 2015  
441, 2003

## Fewest FT Made, Game

1, 7/30/2000, MIA at SEA  
1, 8/25/2003, SAC at SEA  
1, 7/6/2007, HOU vs. SEA  
2, 7/22/2004, IND at SEA  
2, 6/13/2012, CHI vs. SEA  
3, 8/1/2002, LA vs. SEA  
3, 7/3/2003, WAS at SEA

## Most FT Attempted, Season

707, 2006  
702, 2010  
680, 2008  
671, 2009  
654, 2000  
646, 2005  
648, 2013

## Most FT Attempted, Game

55, 7/10/2000, MIA vs. SEA  
38, 6/28/2000, DET at SEA  
38, 9/3/2009, WAS vs. SEA

## Fewest FT Attempted, Season

539, 2015  
559, 2001  
572, 2011  
576, 2014  
586, 2007  
587, 2002  
591, 2003  
592, 2004  
615, 2012

## Fewest FT Attempted, Game

1, 7/30/2000, MIA at SEA  
3, 7/6/2007, HOU vs. SEA  
4, 8/25/2003, SAC at SEA  
4, 7/25/2010, TUL at SEA

## Highest FT Percentage, Season

.816, 2007  
.812, 2015  
.801, 2013  
.797, 2014  
.783, 2010  
.764, 2011, 2012  
.761, 2000

## Highest FT Percentage, Game

1.000 (7 for 7) = 7/23/2003, NY at SEA  
1.000 (10 for 10) = 6/20/2008, IND at SEA  
1.000 (15 for 15) = 8/21/2010, LA at SEA  
1.000 (8 for 8) = 8/25/2011, TUL at SEA  
1.000 (18 for 18) = 6/30/2013, IND vs. SEA  
1.000 (19 for 19) = 9/14/2013, TUL at SEA  
1.000 (11 for 11) = 7/9/2014, SEA at PHO  
1.000 (12 for 12) = 7/3/2015, SEA at MIN

## Lowest FT Percentage, Season

.715, 2004  
.741, 2002  
.746, 2001, 2003  
.751, 2006  
.753, 2008

## Lowest FT Percentage, Game

.429 (6 for 14) = 9/8/2004, DET at SEA  
.438 (7 for 16) = 8/10/2014, SEA vs. TUL  
.462 (6 for 13) = 6/6/2002, CHA at SEA  
.462 (6 for 13) = 7/31/2003, CHA at SEA  
.462 (6 for 13) = 8/9/2011, NY vs. SEA  
.529 (9 for 17) = 6/13/2000, LA at SEA (OT)  
.533 (8 for 15) = 9/3/2011, SA vs. SEA  
.538 (7 for 13) = 7/19/2002, PHO at SEA  
.538 (7 for 13) = 8/2/2011, SA at SEA

# ALL-TIME OPPONENT FRANCHISE RECORDS



## Most Rebounds, Season

1145, 2012  
1106, 2014  
1094, 2007  
1092, 2008  
1078, 2009  
1073, 2013

## Most Rebounds, Game

50, 7/3/2001, WAS at SEA (4 OT)  
48, 8/4/2001, LA vs. SEA  
47, 8/10/2010, ATL vs. SEA  
47, 6/9/2015, TUL at SEA  
46, 6/14/2008, HOU vs. SEA  
46, 6/28/2013, NY at SEA  
46, 7/13/2014, MIN at SEA  
45, 5/21/2005, LA at SEA  
45, 8/9/2007, DET vs. SEA  
45, 7/24/2014 NY vs. SEA

## Fewest Rebounds, Season

982, 2004  
969, 2002  
1009, 2000  
1013, 2011, 2010  
1020, 2005

## Fewest Rebounds, Game

17, 6/3/2004, PHO at SEA  
17, 7/7/2009, SA at SEA  
18, 7/8/2000, ORL vs. SEA  
18, 7/17/2009, SAC vs. SEA  
19, 7/2/2002, NY vs. SEA  
19, 8/1/2004, CHA at SEA  
19, 5/27/2005, HOU at SEA  
19, 9/4/2008, CHI vs. SEA

## Most Offensive Rebounds, Season

360, 2012  
352, 2003  
334, 2005  
333, 2007  
332, 2008, 2009

## Most Offensive Rebounds, Game

22, 8/10/2010, ATL vs. SEA  
19, 6/24/2005, LA vs. SEA  
19, 8/27/2005, PHO at SEA  
18, 9/8/2004, DET at SEA  
18, 6/4/2006, SA at SEA  
18, 8/3/2007, SAC vs. SEA  
18, 6/13/2012, CHI vs. SEA

## Fewest Offensive Rebounds, Season

179, 2015  
228, 2000  
281, 2014  
291, 2011  
296, 2001, 2013  
303, 2004

## Fewest Offensive Rebounds, Game

1, 7/2/2002, NY vs. SEA  
1, 6/30/2005, SA vs. SEA  
2, 7/12/2009, CHI at SEA  
2, 6/14/2015, SEA at LA  
3, 6/12/2001, ORL at SEA  
3, 7/18/2008, IND vs. SEA  
3, 9/3/2011, SA vs. SEA  
3, 7/22/2014, SEA vs. PHO  
3, 8/15/2014, SEA at LA  
3, 7/15/2015, SEA vs LA

## Most Defensive Rebounds, Season

854, 2015  
825, 2014  
785, 2012  
777, 2013  
761, 2007

## Most Defensive Rebounds, Game

36, 7/3/2001, WAS at SEA (4 OT)  
35, 7/24/2014, SEA vs. NY (OT)  
34, 6/14/2008, HOU vs. SEA  
34, 7/22/2009, LA at SEA (3 OT)  
34, 7/13/2014, SEA at MIN  
34, 6/9/2015, TUL at SEA  
33, 8/4/2001, LA vs. SEA  
33, 7/14/2010, PHO vs. SEA (3 OT)

## Fewest Defensive Rebounds, Season

662, 2002  
679, 2004  
686, 2005  
689, 2003  
705, 2010

## Fewest Defensive Rebounds, Game

10, 6/12/2005, CHA vs. SEA  
10, 9/4/2008, CHI vs. SEA  
11, 6/3/2004, PHO at SEA  
11, 7/7/2009, SA at SEA  
12, 7/8/2000, ORL vs. SEA  
12, 7/5/2002, CLE vs. SEA  
12, 6/10/2003, IND at SEA

## Most Assists, Season

591, 2007  
569, 2015  
568, 2005  
559, 2014  
533, 2013  
520, 2006  
517, 2009

## Most Assists, Game

29, 8/7/2007, MIN vs. SEA  
29, 8/31/2013, MIN vs. SEA  
28, 8/9/2007, DET vs. SEA  
27, 9/3/2004, LA vs. SEA  
27, 8/13/2010, CT vs. SEA  
27, 8/21/2012, MIN at SEA

## Fewest Assists, Season

456, 2003  
484, 2010  
488, 2002  
492, 2001  
498, 2008

## Fewest Assists, Game

3, 8/8/2003, MIN at SEA  
5, 7/25/2003, PHO at SEA  
5, 8/19/2003, HOU vs. SEA  
5, 6/23/2006, SA at SEA  
5, 6/29/2010, SA at SEA

## Most Steals, Season

307, 2012  
297, 2006  
284, 2000  
283, 2013  
275, 2009

## Most Steals, Game

21, 8/29/2009, ATL at SEA (2 OT)  
19, 7/20/2008, WAS vs. SEA  
18, 7/26/2003, SAC vs. SEA  
17, 9/12/2012, IND vs. SEA  
16, 6/9/2000, CHA vs. SEA  
16, 6/17/2006, SAC vs. SEA  
16, 5/18/2012, LA at SEA  
16, 9/11/2012, ATL vs. SEA

## Fewest Steals, Season

205, 2015  
228, 2001  
241, 2010  
245, 2003  
252, 2004  
254, 2002

## Fewest Steals, Game

1, 6/22/2005, CT at SEA  
1, 8/11/2015, LA vs. SEA  
2, 5/16/2010, LA at SEA  
2, 6/29/2010, SA at SEA  
2, 7/3/2010, LA vs. SEA  
2, 8/12/15 PHO vs. SEA

## Most Blocked Shots, Season

154, 2005  
139, 2013  
137, 2004  
131, 2009  
127, 2001, 2011  
125, 2002

## Most Blocked Shots, Game

12, 7/6/2005, PHO vs. SEA  
12, 6/17/2011, IND at SEA  
11, 7/22/2009, LA at SEA (3 OT)  
10, 6/25/2015, MIN at SEA  
9, 6/15/2002, UTA vs. SEA  
9, 7/11/2002, LA at SEA  
9, 9/10/2004, MIN vs. SEA  
9, 7/29/2005, CHA at SEA  
9, 5/27/2010, CHI vs. SEA  
9, 8/28/2011, LA at SEA  
9, 8/11/2013, SA at SEA  
9, 6/21/2015, PHO vs. SEA

## Fewest Blocked Shots, Season

104, 2003  
112, 2007  
114, 2014, 2015  
115, 2008  
116, 2006  
121, 2010  
123, 2000, 2012

## Fewest Blocked Shots, Game

0, Many Times



## Most Turnovers, Season

555, 2009  
531, 2002  
529, 2000  
527, 2004  
519, 2001  
515, 2010, 2008

## Most Turnovers, Game

27, 7/22/2009, LA at SEA (3 OT)  
26, 6/18/2000, UTA at SEA  
26, 9/10/2004, MIN vs. SEA  
24, 6/25/2001, UTA vs. SEA  
24, 7/6/2007, HOU vs. SEA  
24, 7/27/2007, IND at SEA  
24, 5/20/2008, SAC at SEA  
24, 5/22/2010, PHO vs. SEA (OT)

## Fewest Turnovers, Season

438, 2005  
447, 2014  
449, 2013  
459, 2003  
462, 2012

## Fewest Turnovers, Game

6, 6/22/2005, CT at SEA  
6, 8/20/2005, SAC vs. SEA  
6, 8/7/2007, MIN vs. SEA  
6, 9/18/2012, CHI at SEA  
6, 7/9/2014, PHO at SEA  
7, 6/20/2002, SAC vs. SEA  
7, 8/6/2005, NY vs. SEA  
7, 6/23/2006, SA at SEA  
7, 8/17/2013, IND at SEA

## Most Personal Fouls, Season

691, 2005  
684, 2006  
678, 2004  
674, 2008  
672, 2009  
642, 2007

## Most Personal Fouls, Game

31, 7/3/2007, LA at SEA  
30, 8/6/2000, POR at SEA (OT)  
30, 5/21/2006, LA at SEA  
29, 7/23/2005, DET at SEA  
29, 7/31/2005, LA at SEA  
29, 6/19/2009, MIN at SEA  
29, 8/1/2009, SA at SEA (OT)

## Fewest Personal Fouls, Season

545, 2011  
560, 2014  
563, 2002  
570, 2003  
573, 2015  
588, 2001

## Fewest Personal Fouls, Game

7, 5/22/2003, HOU vs. SEA  
7, 9/14/2012, SA vs. SEA  
7, 7/11/2014, SA vs. SEA  
8, 8/6/2005, NY vs. SEA  
9, 7/6/2000, HOU vs. SEA  
9, 7/9/2002, HOU vs. SEA  
9, 7/23/2002, HOU vs. SEA  
9, 7/17/2009, SAC vs. SEA  
9, 7/5/2011, IND vs. SEA  
9, 9/3/2011, SA vs. SEA  
9, 8/9/2013, SA at SEA

## Most Disqualifications, Season

9, 2003, 2000  
8, 2006  
7, 2009, 2008  
6, 2010, 2007  
5, 2005, 2002

## Most Disqualifications, Game

3, 6/13/2000, LA at SEA (OT)  
2, 7/21/2000, MIN at SEA  
2, 7/25/2003, PHO at SEA  
2, 8/12/2003, SA at SEA  
2, 7/3/2007, LA at SEA  
2, 8/1/2009, SA at SEA (OT)

## Fewest Disqualifications, Season

0, 2015  
1, 2013, 2011  
2, 2012  
3, 2001  
4, 2004

## Fewest Disqualifications, Game

0, Many Times



## Seasons

- 13 Sue Bird
- 12 Lauren Jackson
- 10 Tanisha Wright

## Most Games, Career

- 413 Sue Bird
- 317 Lauren Jackson
- 330 Tanisha Wright

## Most consecutive games, career

- 119 Simone Edwards, July 3, 2000-May 28, 2004
- 117 Tanisha Wright, July 9, 2006-September 10, 2009
- 106 Sue Bird, May 30, 2002-June 7, 2005

## Most Games, Season

- 34 by Many

## Most Minutes, Career

- 13,371 Sue Bird
- 10,128 Lauren Jackson
- 8,156 Tanisha Wright

## Highest Average, Minutes per Game, Career (Minimum 100 games)

- 32.7 Sue Bird (11635/353)
- 32.0 Swin Cash (4195/131)
- 31.9 Lauren Jackson (10128/317)

## Most minutes, season

- 1,176 Lauren Jackson, 2005
- 1,136 Sue Bird, 2003
- Sue Bird, 2004
- 1,128 Swin Cash, 2011

## Highest average, Minutes per Game, Season

- 35.5 Sue Bird, 2009 (1101/31)
- 35.0 Sue Bird, 2002 (1121/32)
- 34.6 Lauren Jackson, 2005 (1176/34)

## Minutes, Game

- 55:00 = Lauren Jackson, 7/3/2001, SEA vs. WAS (4 OT)
- 51:01 = Camille Little, 7/22/2009, SEA vs. LA (3 OT)
- 50:12 = Sue Bird, 7/14/2010, SEA at PHO (3 OT)
- 49:29 = Sue Bird, 7/22/2009, SEA vs. LA (3 OT)
- 47:28 = Lauren Jackson, 7/14/2010, SEA at PHO (3 OT)
- 46:32 = Sue Bird, 8/29/2009, SEA vs. ATL (2 OT)
- 46:06 = Tanisha Wright, 7/14/2010, SEA at PHO (3 OT)
- 45:53 = Camille Little, 8/29/2009, SEA vs. ATL (2 OT)
- 45:26 = Swin Cash, 7/14/2010, SEA at PHO (3 OT)
- 44:27 = Swin Cash, 7/22/2009, SEA vs. LA (3 OT)

## Most points, Lifetime

- 6,007 Lauren Jackson
- 5,087 Sue Bird
- 2,591 Tanisha Wright
- 2,367 Camille Little

## Highest average, points per game, Career

- Minimum 100 games)
- 18.9 Lauren Jackson (6,007/317)
- 12.6 Swin Cash (1,663/131)
- 12.6 Betty Lennox (1,623/128)
- 12.5 Sue Bird (4,809/386)

## Most points, Season

- 739 Lauren Jackson, 2007
- 698 Lauren Jackson, 2003
- 656 Lauren Jackson, 2010

## Highest average, points per game, Season

- 23.8 Lauren Jackson, 2007 (739/31)
- 21.2 Lauren Jackson, 2003 (698/33)
- 20.5 Lauren Jackson, 2010 (656/32)

## Most Points Scored, Game

- 47, Lauren Jackson, 7/24/2007, SEA at WAS (OT)
- 36, Lauren Jackson, 8/18/2009, SEA at DET
- 35, Lauren Jackson, 5/25/2006, SEA at PHO
- 35, Lauren Jackson, 6/24/2007, SEA at LA
- 34, Lauren Jackson, 8/6/2003, SEA vs. LA
- 34, Betty Lennox, 8/11/2007, SEA vs. WAS
- 34, Lauren Jackson, 7/5/2008, SEA vs. MIN
- 33, Sue Bird, 8/9/2002, SEA vs. POR
- 33, Lauren Jackson, 7/17/2004, SEA vs. WAS (OT)
- 33, Lauren Jackson, 6/26/2007, SEA vs. CHI
- 33, Lauren Jackson, 7/17/2007, SEA at PHO
- 33, Lauren Jackson, 7/3/2008, SEA vs. NY
- 33, Lauren Jackson, 7/27/2010, SEA vs. PHO
- 31, Camille Little, 6/27/2014, SEA vs. MIN

## Most games, 30 or more points, career

- 27, Lauren Jackson
- 2, Sue Bird
- 1, Betty Lennox, Tina Thompson, Camille Little

## Most games, 20 or more points, career

- 139, Lauren Jackson
- 57, Sue Bird
- 15, Tanisha Wright
- 14, Betty Lennox
- 13, Camille Little
- 7, Crystal Langhorne

## Most consecutive games, 20 or more points

- 8, Lauren Jackson, June 6-26, 2009
- 7, Lauren Jackson, July 17-31, 2003, Lauren Jackson, June 25-July 20, 2010
- 5, Lauren Jackson, July 22-31, 2007

## Most consecutive games, 10 or more points

- 84, Lauren Jackson, June 26, 2002-September 18, 2004
- 45, Lauren Jackson, July 9, 2009-August 17, 2010
- 31, Lauren Jackson, July 30, 2006-July 31, 2007

## Highest field goal percentage, career

- (Minimum 400 field goals)
- .489, Janell Burse (458/937)
- .475, Camille Little (707/1489)
- .460, Lauren Jackson (2090/4545)

## Highest field goal percentage, season (qualifiers)

- .560, Crystal Langhorne, 2014 (180/315)
- .545, Crystal Langhorne, 2015 (156-286)
- .544, Alysha Clark, 2015 (31-40)
- .535, Lauren Jackson, 2006 (192/359)
- .523, Janell Burse, 2005 (127/243)
- .519, Lauren Jackson, 2007 (258/497)

## Highest field goal percentage, game

- (Minimum 8 field goals made)
- .909, Kamila Vodichkova, vs. Detroit, June 28, 2000 (10/11), Sue Bird, vs. Phoenix, July 8, 2012 (10/11)
- .900, Lauren Jackson, vs. Minnesota, July 1, 2006 (9/10)
- .900, Crystal Langhorne vs. Atlanta, May 30, 2014 (9/10)
- .889, Sue Bird, vs. Detroit, September 8, 2004 (8/9)
- .889, Crystal Langhorne, June 27, 2015 (8/9)
- .800, Crystal Langhorne, July 5, 2014, (8/10)

## Most field goals, none missed, game

- 5, Iziane Castro Marques, vs. Los Angeles, May 21, 2006, Yolanda Griffith, vs. Minnesota, September 6, 2008
- 4, By many

## Most field goal attempts, none made, game

- 11, Kamila Vodichkova, vs. Portland, August 9, 2002
- 10, Jewell Loyd, at Tulsa, June 9, 2015
- 9, Stacey Lovelace, at Sacramento, August 9, 2000



## Most field goals, career

2,090, Lauren Jackson  
1,855, Sue Bird  
938, Tanisha Wright

## Most field goals, season

258, Lauren Jackson, 2007  
254, Lauren Jackson, 2003  
220, Lauren Jackson, 2004, Lauren Jackson, 2010

## Most field goals, game

18, Lauren Jackson, at Washington, July 24, 2007 (ot)  
17, Lauren Jackson, vs. Los Angeles, August 6, 2003  
15, Lauren Jackson, vs. Minnesota, July 5, 2008  
13, Crystal Langhorne, at Phoenix, June 3, 2014  
12, Crystal Langhorne, at San Antonio, August 8, 2015  
11, Crystal Langhorne, vs. Minnesota, June 1, 2014  
11, Camille Little, vs. Minnesota, June 27, 2014

## Most field goal attempts, career

4,545, Lauren Jackson  
4,361, Sue Bird  
2,185, Tanisha Wright

## Most field goal attempts, season

526, Lauren Jackson, 2003  
497, Lauren Jackson, 2007  
476, Lauren Jackson, 2010

## Most field goal attempts, game

29, Lauren Jackson, vs. Washington, July 3, 2001 (4 ot)  
28, Lauren Jackson, at Washington, July 24, 2007 (ot)  
24, Lauren Jackson, vs. Connecticut, July 11, 2007, Lauren Jackson, at Detroit, August 18, 2009, Lauren Jackson, at Phoenix, May 22, 2010 (ot), Lauren Jackson, at Phoenix, July 14, 2010 (ot)

## Highest three-point field goal percentage, career

(Minimum 100 three-point field goals)  
.391, Tina Thompson (101/258)  
.381, Sue Bird (625/1639)  
.372, Iziane Castro Marques (109/293)

## Highest three-point field goal percentage, season (qualifiers)

.452, Lauren Jackson, 2004 (52/115)  
.4383- Sue Bird, 2004 (64/146)  
.4375- Sandy Brondello, 2003 (21/48)

## Most three-point field goals, none missed, game

4, Amanda Lassiter, vs. New York, July 23, 2003,  
Iziane Castro Marques, vs. New York, July 19, 2005,  
Lauren Jackson, vs. Indiana, June 25, 2010,  
Sue Bird, at Washington, August 15, 2010,  
Tina Thompson, at Tulsa, June 15, 2012  
3, By many

## Most three-point field goal attempts, none made, game

8, Betty Lennox, at Los Angeles, June 1, 2004  
7, Lauren Jackson, vs. Houston, August 8, 2001,  
Sue Bird, vs. Phoenix, June 11, 2008  
6, Edna Campbell, vs. Portland, June 3, 2000,  
Sue Bird, at Portland, June 2, 2002,  
Lauren Jackson, vs. Minnesota, July 31, 2002,  
Betty Lennox, vs. New York, June 26, 2004,  
Sue Bird, at Washington, July 24, 2007 (ot),  
Lauren Jackson, vs. Los Angeles, June 11, 2010,  
Shekinna Stricklen, vs. Tulsa, July 17, 2013

## Most three-point field goals, career

664, Sue Bird  
436, Lauren Jackson  
138, Shekinna Stricklen  
109, Iziane Castro Marques, Betty Lennox  
76, Camille Little

## Most three-point field goals, season

71, Sue Bird, 2011  
64, Sue Bird, 2004  
60, Iziane Castro Marques, 2007, Tina Thompson, 2013  
47, Shekinna Stricklen, 2014

## Most three-point field goals, game

7, Sue Bird, vs. Los Angeles, July 22, 2009 (3 ot)  
6, Sonja Henning, at Los Angeles, July 27, 2000,  
Sue Bird, at Detroit, August 8, 2006,  
Shekinna Stricklen, at Tulsa, September 12, 2013  
Shekinna Stricklen, vs. Indiana, July 31, 2014  
5, By many

## Most consecutive games, three-point field goals made

16, Lauren Jackson, June 11-July 24, 2004,  
Lauren Jackson, June 29, 2008-July 1, 2009  
14, Sue Bird, August 25, 2011-June 9, 2012  
13, Lauren Jackson, June 27-July 28, 2002,  
Sue Bird, June 23-July 25, 2006,  
Lauren Jackson, June 17-July 30, 2010

## Most three-point field goal attempts, career

1,835, Sue Bird  
1,243, Lauren Jackson  
350, Betty Lennox

## Most three-point field goal attempts, season

166, Sue Bird, 2011  
162, Tina Thompson, 2013  
157, Shekinna Stricklen, 2013

## Most three-point field goal attempts, game

14, Sue Bird, vs. Los Angeles, July 22, 2009 (3 ot)  
13, Lauren Jackson, vs. Los Angeles, May 21, 2005  
11, Shekinna Stricklen, at Washington, July 6, 2013

## Highest free-throw percentage, career

(Minimum 200 free throws)  
.863, Sue Bird (659/764)  
.859, Betty Lennox (298/347)  
.850, Tanisha Wright (560/659)

## Highest free-throw percentage, season (qualifiers)

.934, Lauren Jackson, 2008 (99/106)  
.911, Sue Bird, 2002 (102/112)  
.910, Lauren Jackson, 2010 (162/178)

## Most free throws made, none missed, game

13, Lauren Jackson, vs. Washington, August 3, 2006  
12, Lauren Jackson, vs. Phoenix, May 23, 2007,  
Lauren Jackson, vs. Phoenix, July 10, 2008,  
Swin Cash, at Connecticut, July 1, 2011

## Most free throw attempts, none made, game

4, Quacy Barnes, vs. Sacramento, June 15, 2000,  
Charmin Smith, vs. Minnesota, July 21, 2000,  
Semeka Randall, vs. Phoenix, July 19, 2002,  
Yolanda Griffith, at Los Angeles, June 24, 2008  
Crystal Langhorne, vs. Los Angeles, June 6, 2015

## Most free throws made, career

1,391, Lauren Jackson  
713, Sue Bird  
626, Tanisha Wright  
585, Camille Little

## Most free throws made, season

174, Lauren Jackson, 2007  
170, Lauren Jackson, 2006

## Most free throws made, game

15, Lauren Jackson, vs. Los Angeles, August 17, 2007  
14, Lauren Jackson, vs. San Antonio, August 12, 2003  
13, Lauren Jackson, vs. Sacramento, July 3, 2004,  
Lauren Jackson, vs. Washington, August 3, 2006



## Most free throw attempts, career

1,653, Lauren Jackson  
796, Camille Little  
780, Sue Bird  
742, Tanisha Wright

## Most free throw attempts, season

197, Lauren Jackson, 2007  
189, Lauren Jackson, 2006  
183, Lauren Jackson, 2003

## Most free throw attempts, game

16, Lauren Jackson, vs. San Antonio, August 12, 2003,  
Lauren Jackson, vs. Los Angeles, August 17, 2007  
15, Lauren Jackson, vs. Charlotte, July 31, 2003,  
Lauren Jackson, vs. Sacramento, July 3, 2004,  
Lauren Jackson, vs. Charlotte, August 5, 2006  
14, Lauren Jackson, vs. Los Angeles, July 31, 2005,  
Janell Burse, at San Antonio, May 25, 2007,  
Swin Cash, vs. Houston, June 1, 2008,  
Lauren Jackson, vs. San Antonio, August 1, 2009 (ot)  
Camille Little, vs. Washington, June 22, 2014 (ot)

## Most rebounds, career

2,447, Lauren Jackson  
1,131, Camille Little  
1,037, Sue Bird

## Highest average, rebounds per game, career (Minimum 100 games)

7.7, Lauren Jackson (2447/317)  
6.2, Swin Cash (818/131)  
5.3, Camille Little (988/188)

## Most rebounds, season

313, Lauren Jackson, 2005  
307, Lauren Jackson, 2003  
300, Lauren Jackson, 2007

## Highest average, rebounds per game, season (qualifiers)

9.7, Lauren Jackson, 2007 (300/31)  
9.3, Lauren Jackson, 2003 (307/33)  
9.2, Lauren Jackson, 2005 (313/34)

## Most rebounds, game

20, Lauren Jackson, vs. Charlotte, July 31, 2003  
19, Janell Burse, vs. Phoenix, May 23, 2007  
18, Lauren Jackson, vs. San Antonio, August 12, 2003,  
Lauren Jackson, at Phoenix, July 14, 2010 (3 ot)

## Most games, 10+ rebounds, career

81, Lauren Jackson  
13, Janell Burse, Swin Cash  
12, Camille Little  
6, Crystal Langhorne

## Most consecutive games, 10+ rebounds

7, Lauren Jackson, July 25-August 12, 2003  
5, Lauren Jackson, July 17-27, 2007  
3, By many

## Most offensive rebounds, career

709, Lauren Jackson  
379, Camille Little  
293, Janell Burse

## Highest average, offensive rebounds per game, career

(Minimum 100 games)  
2.2, Lauren Jackson (709/317)  
1.9, Janell Burse (293/153)  
1.8, Camille Little (339/188)

## Most offensive rebounds, season

96, Lauren Jackson, 2005  
89, Lauren Jackson, 2010  
82, Lauren Jackson, 2003

## Most offensive rebounds, game

9, Janell Burse, at Connecticut, June 9, 2006  
8, Semeka Randall, at Cleveland, July 5, 2002,  
Janell Burse, vs. New York, July 19, 2005,  
Lauren Jackson, vs. Phoenix, June 11, 2008,  
Lauren Jackson, vs. Phoenix, July 27, 2010  
7, By many

## Most defensive rebounds, career

1,738, Lauren Jackson  
864, Sue Bird  
752, Camille Little

## Highest average, defensive rebounds per game, career

(Minimum 100 games)  
5.5, Lauren Jackson (1738/317)  
4.5, Swin Cash (593/131)  
3.5, Betty Lennox (450/128)

## Most defensive rebounds, season

225, Lauren Jackson, 2003  
220, Lauren Jackson, 2007  
217, Lauren Jackson, 2005

## Most defensive rebounds, game

15, Lauren Jackson, vs. Charlotte, July 31, 2003  
13, Lauren Jackson, at Houston, August 19, 2003,  
Janell Burse, vs. Phoenix, May 23, 2007,  
Lauren Jackson, at Connecticut, July 20, 2007,  
Lauren Jackson, at New York, July 22, 2007,  
Lauren Jackson, at Phoenix, July 14, 2010 (3 ot),  
Swin Cash, at Phoenix, August 16, 2011  
Crystal Langhorne, at New York, May 27, 2014  
12, By many

## Most assists, career

2,068, Sue Bird  
1,008, Tanisha Wright  
435, Lauren Jackson

## Highest average, assists per game, career

(Minimum 100 games)  
5.4, Sue Bird (2,068/386)  
3.1, Tanisha Wright (1,008/330)  
2.4, Betty Lennox (301/128)

## Most assists, season

221, Sue Bird, 2003  
191, Sue Bird, 2002  
190, Sue Bird, 2010

## Highest average, assists per game, season (qualifiers)

6.5, Sue Bird, 2003 (221/34)  
6.0, Sue Bird, 2002 (191/32)  
5.9, Sue Bird, 2005 (176/30)

## Most assists, game

14, Sue Bird, vs. Minnesota, July 1, 2006  
12, Sue Bird, at Cleveland, July 5, 2002,  
Sue Bird, at Los Angeles, June 19, 2003,  
Sue Bird, at Cleveland, June 27, 2003,  
Sue Bird, at Atlanta, August 15, 2009,  
Tanisha Wright, vs. San Antonio, June 29, 2010  
Sue Bird, vs. Atlanta, July 18, 2015  
11, By many

## Most games, 10+ assists, career

30, Sue Bird  
6, Tanisha Wright  
2, Temeka Johnson



## Most personal fouls, career

982, Lauren Jackson  
842, Tanisha Wright  
652, Camille Little  
590, Sue Bird

## Most personal fouls, season

139, Janell Burse, 2005  
119, Tanisha Wright, 2009  
118, Camille Little, 2009

## Most personal fouls, game

6, By many

## Most disqualifications, career

12, Lauren Jackson  
10, Janell Burse, Kamila Vodichkova  
8, Tanisha Wright

## Highest percentage, games disqualified, career

(Minimum 100 games)  
6.8, Kamila Vodichkova (10/146)  
6.5, Janell Burse (10/153)  
3.8, Lauren Jackson (12/317)

## Lowest percentage, games disqualified, career

(Minimum 100 games)  
0.0, Iziane Casto Marques (0/101), Simone Edwards (0/178)  
0.3, Sue Bird (1/353)  
1.0, Ashley Robinson (2/194)

## Most consecutive games without disqualification, career

215, Sue Bird, June 11, 2006-September 23, 2012  
178, Simone Edwards, May 31, 2000-August 27, 2005  
151, Ashley Robinson, July 1, 2006-July 14, 2011

## Most disqualifications, season

6, Janell Burse, 2005  
5, Kamila Vodichkova, 2004, Tanisha Wright, 2009  
4, Kamila Vodichkova, 2003

## Fewest minutes, disqualified, game

9, Camille Little, at Minnesota, July 17, 2010  
12, Tianna Hawkins, at Minnesota, August 4, 2013  
14, Janell Burse, at Washington, September 3, 2009

## Most steals, career

547, Sue Bird  
360, Lauren Jackson  
325, Tanisha Wright  
257, Camille Little

## Highest average, steals per game, career

(Minimum 100 games)  
1.1, Camille Little (257/221)  
1.14, Lauren Jackson (360/317)  
0.8, Sue Bird (523/386)

## Most steals, season

61, Sonja Henning, 2000, Sue Bird, 2006  
55, Sue Bird, 2002, Camille Little, 2010  
54, Lauren Jackson, 2001

## Highest average, steals per game, season (qualifiers)

1.91, Sonja Henning, 2000 (61/32)  
1.86, Lauren Jackson, 2001 (54/29)  
1.79, Sue Bird, 2006 (61/34)

## Most steals, game

7, Sue Bird, vs. Los Angeles, May 21, 2006  
6, Sonja Henning, vs. Portland, July 20, 2001,  
Adia Barnes, vs. Houston, July 20, 2002,  
Betty Lennox, vs. Sacramento, June 27, 2006,  
Sue Bird, vs. Connecticut, July 16, 2006,  
Lauren Jackson, vs. Minnesota, June 19, 2009,  
La'Tangela Atkinson, at San Antonio, September 12, 2009  
5, By many

## Most blocked shots, career

586, Lauren Jackson  
160, Janell Burse  
128, Ashley Robinson

## Highest average, blocked shots per game, career

(Minimum: 100 games)  
1.85, Lauren Jackson (586/317)  
1.05, Janell Burse (160/153)  
0.66, Ashley Robinson (128/194)

## Most blocked shots, season

81, Lauren Jackson, 2002  
67, Lauren Jackson, 2005  
64, Lauren Jackson, 2001, Lauren Jackson, 2003

## Highest average, blocked shots per game, season (qualifiers)

2.89, Lauren Jackson, 2002 (81/28)  
2.21, Lauren Jackson, 2001 (64/29)  
2.03, Lauren Jackson, 2007 (63/31)

## Most blocked shots, game

8, Lauren Jackson, vs. Utah, August 11, 2002  
7, Lauren Jackson, vs. Sacramento, July 31, 2007  
6, Lauren Jackson, vs. Houston, June 22, 2004,  
Lauren Jackson, at Chicago, June 15, 2006

## Most turnovers, career

1063, Sue Bird  
716, Tanisha Wright  
549, Lauren Jackson

## Most turnovers, season

110, Sue Bird, 2003  
109, Sue Bird, 2002  
98, Betty Lennox, 2006, Swin Cash, 2010, Tanisha Wright, 2013

## Most turnovers, game

8, Sue Bird, at Phoenix, June 26, 2002,  
Sue Bird, vs. Sacramento, June 3, 2003,  
Sue Bird, at Phoenix, August 15, 2003,  
Tanisha Wright, at Sacramento, September 9, 2008,  
Swin Cash, at Atlanta, August 15, 2009,  
Swin Cash, vs. Atlanta, August 29, 2009 (ot)  
7, By many

# STORM ALL-TIME ROOKIE RECORDS



## Games played

34	Jewell Loyd, 2015
34	Shekinna Stricklen, 2012
34	Tanisha Wright, 2005
32	Sue Bird, 2002
32	Semeka Randall, 2001
30	Ramu Tokashiki, 2015
29	Lauren Jackson, 2001
27	Kaleena Mosqueda-Lewis, 2015

## Minutes played

Season	
1121	Sue Bird, 2002
1001	Lauren Jackson, 2001
994	Semeka Randall, 2001
882	Jewell Loyd, 2015
784	Shekinna Stricklen, 2012
618	Ramu Tokashiki, 2015
528	Tanisha Wright, 2005

## Game

55	Lauren Jackson, 2001
43	Sue Bird, 2002
43	Semeka Randall, 2001
36	Shekinna Stricklen, 2012
35	Jewell Loyd, 2015
34	Tanisha Wright, 2005
33	Kaleena Mosqueda-Lewis
31	Ramu Tokashiki, 2015

## Points

Season	
461	Sue Bird, 2002
442	Lauren Jackson, 2001
364	Jewell Loyd, 2015
300	Semeka Randall, 2001
273	Shekinna Stricklen, 2012
246	Ramu Tokashiki, 2015
122	Tanisha Wright, 2005

## Game

33	Sue Bird, 2002
28	Semeka Randall, 2001
26	Lauren Jackson, 2001
21	Jewell Loyd, 2015 (2 times)
21	Ramu Tokashiki, 2015
19	Kaleena Mosqueda-Lewis, 2015
18	Jewell Loyd (2 times)
17	Tanisha Wright, 2005
16	Shekinna Stricklen, 2012

## Most consecutive games scoring

34	Jewell Loyd, 2015
30	Sue Bird, 2002
24	Shekinna Stricklen, 2012
17	Lauren Jackson, 2001
13	Semeka Randall, 2001
10	Tanisha Wright, 2005

## Times scoring 20+ points

6	Sue Bird, 2002
5	Lauren Jackson, 2001
1	Semeka Randall, 2001
1	Jewell Loyd, 2015
1	Ramu Tokashiki, 2015

## Most consecutive games scoring 10+ points

12	Lauren Jackson, 2001
9	Sue Bird, 2002
5	Jewell Loyd, 2015
4	Ramu Tokashiki, 2015
3	Semeka Randall, 2001
2	Shekinna Stricklen, 2012
1	Tanisha Wright, 2005

## Double-doubles

4	Lauren Jackson, 2001
3	Sue Bird, 2002
1	Shekinna Stricklen, 2012

## Scoring average

14.4	Sue Bird, 2002
15.2	Lauren Jackson, 2001
10.7	Jewell Loyd, 2015
9.4	Semeka Randall, 2001
8.2	Ramu Tokashiki, 2015
8.0	Shekinna Stricklen, 2012
5.8	Kaleena Mosqueda-Lewis, 2015
3.6	Tanisha Wright, 2005

## Most FG made

Season	
151	Sue Bird, 2002
149	Lauren Jackson, 2001
125	Jewell Loyd, 2015
117	Semeka Randall, 2001
100	Shekinna Stricklen, 2012
98	Ramu Tokashiki, 2015
49	Tanisha Wright, 2005

## Game

10	Sue Bird, 2002
10	Lauren Jackson, 2001
10	Semeka Randall, 2001
10	Ramu Tokashiki, 2015
8	Kaleena Mosqueda-Lewis, 2015
7	Jewell Loyd, 2015
6	Shekinna Stricklen, 2012
6	Tanisha Wright, 2005

## Most FG attempted

Season	
406	Lauren Jackson, 2001
375	Sue Bird, 2002
315	Semeka Randall, 2001
304	Jewell Loyd, 2015
253	Shekinna Stricklen, 2012
236	Ramu Tokashiki, 2015
106	Tanisha Wright, 2005

## Game

29	Lauren Jackson, 2001
23	Kaleena Mosqueda-Lewis, 2015
21	Semeka Randall, 2001
20	Sue Bird, 2002
15	Ramu Tokashiki, 2015
14	Jewell Loyd, 2015
13	Shekinna Stricklen, 2012

## FG percentage season

Minimum 45 FGA	
46.2	Tanisha Wright, 2005
41.5	Ramu Tokashiki, 2015
41.1	Jewell Loyd, 2015
40.3	Sue Bird, 2002
39.5	Shekinna Stricklen, 2012
39.0	Kaleena Mosqueda-Lewis, 2015
37.1	Semeka Randall, 2001
36.7	Lauren Jackson, 2001

## FG percentage game

Minimum 5 FGA	
85.7	Tanisha Wright, 2005
80.0	Sue Bird, 2002
80.0	Ramu Tokashiki, 2015
71.4	Shekinna Stricklen, 2012
71.4	Semeka Randall, 2001
66.7	Jewell Loyd, 2015
63.6	Lauren Jackson, 2001

## 3-point FG made

Season	
57	Sue Bird, 2002
40	Lauren Jackson, 2001
37	Shekinna Stricklen, 2012
18	Kaleena Mosqueda-Lewis, 2015

## Game

5	Lauren Jackson, 2001
4	Shekinna Stricklen, 2012
4	Sue Bird, 2002
3	Kaleena Mosqueda-Lewis, 2015

## Rebounds

Season	
193	Lauren Jackson, 2001

## Game

13	Lauren Jackson, 2001
----	----------------------

## Most games 10+ rebounds

4	Lauren Jackson, 2001
1	Shekinna Stricklen, 2012

## Highest rebounding average

6.7	Lauren Jackson, 2001
4.3	Shekinna Stricklen, 2012
3.5	Jewell Loyd, 2015
3.3	Semeka Randall, 2001
3.3	Ramu Tokashiki, 2015
2.6	Sue Bird, 2002

## Assists

Season	
191	Sue Bird, 2002
66	Jewell Loyd, 2015
53	Tanisha Wright, 2005
44	Lauren Jackson, 2001
44	Semeka Randall, 2001
40	Shekinah Stricklen, 2012

## Game

12	Sue Bird, 2002
7	Tanisha Wright, 2005
6	Semeka Randall, 2001
4	Jewell Loyd, 2015
4	Kaleena Mosqueda-Lewis, 2015
3	Shekinah Stricklen, 2012
3	Lauren Jackson, 2001

## Highest assists per game average

6.0	Sue Bird, 2002
1.9	Jewell Loyd, 2015
1.6	Tanisha Wright, 2005
1.5	Lauren Jackson, 2001
1.4	Semeka Randall, 2001
1.2	Shekinna Stricklen

## Steals

Season	
55	Sue Bird, 2002
54	Lauren Jackson, 2001
29	Semeka Randall, 2001
24	Shekinah Stricklen, 2012
19	Jewell Loyd, 2015
18	Tanisha Wright, 2005

## Game

5	Lauren Jackson, 2001
5	Sue Bird, 2002
4	Semeka Randall, 2001
3	Shekinna Stricklen, 2012
3	Tanisha Wright, 2005
2	Jewell Loyd, 2015

## Blocked shots

Season	
64	Lauren Jackson, 2001
27	Ramu Tokashiki, 2015
8	Jewell Loyd, 2015
8	Shekinna Stricklen, 2012
4	Semeka Randall, 2001
3	Tanisha Wright, 2005
3	Sue Bird, 2002

## Game

5	Lauren Jackson, 2001
4	Ramu Tokashiki
2	Shekinna Stricklen, 2012
1	Jewell Loyd, 2015
1	Kaleena Mosqueda-Lewis, 2015
1	Tanisha Wright, 2005
1	Sue Bird, 2002
1	Semeka Randall, 2001





## STORM ALL-TIME ATTENDANCE

YEAR	GAMES	ATTENDANCE	AVERAGE	TOTAL GAMES	TOTAL ATTENDANCE	TOTAL AVERAGE
2000	16	142,594	8,912	16	142,594	8,912
2001	16	95,257	5,954	32	237,851	7,433
2002	16	111,774	6,986	48	349,625	7,284
2003	17	120,857	7,109	65	470,482	7,238
2004	17	135,320	7,960	82	605,802	7,388
2005	17	150,760	8,868	99	756,562	7,642
2006	17	145,142	8,538	116	901,704	7,773
2007	17	135,396	7,964	133	1,037,100	7,798
2008	17	140,503	8,265	150	1,177,603	7,851
2009	17	133,858	7,874	167	1,311,461	7,853
2010	17	141,472	8,322	184	1,452,933	7,896
2011	17	147,196	8,649	201	1,600,129	7,961
2012	17	127,266	7,489	218	1,727,395	7,923
2013	17	118,671	6,981	235	1,846,060	7,855
2014	17	114,181	6,717	252	1,960,241	7,778
2015	17	110,767	6,515	286	2,071,294	7,242

## STORM FRANCHISE FIRSTS

First Game: at Sacramento, 5/31/00 (L, 60-76)

First Field Goal: Katrina Hibbert (at 16:04 off own rebound), at Sacramento, 5/31/00

First Three-Pointer: Edna Campbell (at 11:22 in 1st half to give Seattle a 15-8 lead), at Sacramento, 5/31/00

First Made Free Throw: Edna Campbell (at 1:15 in first half to put Sacramento's lead to four), at Sacramento, 5/31/00

First Blocked Shot: Quacy Barnes (blocked Lady Hardmon's attempt), at Sacramento, 5/31/00

First Rebound: Quacy Barnes (off Tangela Smith miss), at Sacramento, 5/31/00

First Assist: Katrina Hibbert (to Kamila Vodichkova), at Sacramento, 5/31/00

First Lead: 6-4 on Edna Campbell's layup at 14:40 in the first half, at Sacramento, 5/31/00

First Win: 67-62, at Charlotte, 6/9/00

First Home Win: 69-59, vs. Los Angeles, 6/13/00

First Road Win: 67-62, at Charlotte, 6/9/00

First Overtime Game: 69-59 (W), vs. Los Angeles, 6/13/00

First 20-Point Performance: Edna Campbell (22 points), at Sacramento, 5/31/00

First 30-Point Performance: Sue Bird (33 points), vs. Portland, 8/9/02

First 40-Point Performance: Lauren Jackson (47 points), at Washington, 7/24/07

First 10-Rebound Performance: Simone Edwards (14 rebounds), vs. Orlando, 6/12/01

First 10-Assist Performance: Sue Bird (12 assists), at Cleveland, 7/5/02

First Double-Double: Lauren Jackson (24 points and 12 rebounds), vs. Washington, 7/3/01

First Triple-Double: Temeka Johnson (13 points, 10 rebounds, 11 assists) vs. New York, 7/24/14

# STORM ALL-TIME DRAFT RECORDS



## 2000 WNBA EXPANSION DRAFT

ROUND	PICK	PLAYER	FROM
1	2	Edna Campbell	Phoenix Mercury
2	7	Sonja Henning	Houston Comets
3	10	Angela Aycok	Minnesota Lynx
4	15	Nina Bjedov	Los Angeles Sparks
5	18	Toni Foster	Phoenix Mercury
6	23	Charmin Smith	Minnesota Lynx

## 2000 WNBA DRAFT

ROUND	PICK	PLAYER	FROM
1	9	Kamila Vodichkova	Czech Republic
2	25	Charisse Sampson	Kansas
3	41	Kirra Jordan	Rice
4	57	Katrina Hibbert	Louisiana State

## 2001 WNBA DRAFT

ROUND	PICK	PLAYER	FROM
1	1	Lauren Jackson	Australia
2	17	Semeka Randall	Tennessee
4	49	Juana Brown	North Carolina

## 2002 WNBA DRAFT

ROUND	PICK	PLAYER	FROM
1	1	Sue Bird	Connecticut
2	19	Lucienne Berthieu	Old Dominion
2	28	Felicia Ragland	Oregon State
3	35	Takeisha Lewis	Louisiana Tech

## 2003 WNBA DISPERSAL DRAFT

ROUND	PICK	PLAYER	FROM
1	9	Alisa Burras	Portland Fire

## 2003 WNBA DRAFT

ROUND	PICK	PLAYER	FROM
1	8	Jung Sun-Min	Korea
2	22	Suzy Batkovic	Australia
3	37	Chrissy Floyd	Clemson

## 2004 WNBA DISPERSAL DRAFT

ROUND	PICK	PLAYER	FROM
1	6	Betty Lennox	Cleveland

## 2004 WNBA DRAFT

ROUND	PICK	PLAYER	FROM
2	19	Trina Frierson	Louisiana Tech

## 2005 WNBA DRAFT

ROUND	PICK	PLAYER	FROM
1	12	Tanisha Wright	Penn State
2	25	Ashley Battle	Connecticut
3	38	Steffanie Blackmon	Baylor

## 2006 WNBA DRAFT

ROUND	PICK	PLAYER	FROM
1	11	Barbara Turner	Connecticut
2	25	Dalila Eshe	Florida
3	39	Erin Grant	Texas Tech

## 2007 WNBA DISPERSAL DRAFT

ROUND	PICK	PLAYER	FROM
1	7	Tye'sha Fluker	Charlotte Sting

## 2007 WNBA DRAFT

ROUND	PICK	PLAYER	FROM
1	7	Katie Gearlds	Purdue
3	33	Brandie Hoskins	Ohio State

## 2008 WNBA DRAFT

ROUND	PICK	PLAYER	FROM
2	22	Allie Quigley	DePaul
3	36	Kim Beck George	Washington

## 2009 WNBA DRAFT

ROUND	PICK	PLAYER	FROM
1	12	Ashley Walker	California
3	38	Mara Freshour	Florida State

## 2009 WNBA DISPERSAL DRAFT

ROUND	PICK	PLAYER	FROM
2	22	Chelsea Newton	Sacramento

## 2010 WNBA DRAFT

ROUND	PICK	PLAYER	FROM
1	10	Alison Lacey	Iowa State
2	22	Tanisha Smith	Texas A&M
3	34	Tijana Krivacevic	Hungary

## 2011 WNBA DRAFT

ROUND	PICK	PLAYER	FROM
1	12	Jasmine Thomas	Duke
2	24	Iffy Ibekwe	Arizona
3	36	Krystal Thomas	Duke

## 2012 WNBA DRAFT

ROUND	PICK	PLAYER	FROM
1	2	Shekinna Stricklen	Tennessee
2	22	Keisha Hampton	DePaul

## 2013 WNBA DRAFT

ROUND	PICK	PLAYER	FROM
1	6	Tianna Hawkins	Maryland
2	18	Chelsea Poppens	Iowa State
3	30	Jasmine James	Georgia

## 2014 WNBA DRAFT

ROUND	PICK	PLAYER	FROM
1	7	Bria Hartley	Connecticut
2	19	Michelle Plouffe	Utah
3	31	Mikaela Ruff	Stanford

## 2015 WNBA DRAFT

ROUND	PICK	PLAYER	FROM
1	1	Jewell Loyd	Notre Dame
1	3	Kaleena Mosqueda-Lewis	Connecticut
2	20	Vicky McIntyre	Oral Roberts
3	26	Nneka Enemkpali	Texas

## 2016 WNBA DRAFT

ROUND	PICK	PLAYER	FROM
1	1	Breanna Stewart	Connecticut
3	26	Lexi Eaton Rydalch	BYU

# STORM ALL-TIME TRANSACTIONS



## 2000

May 15, 2000 Waived Laura Baker, Toni Foster and Tomika Patterson  
May 24, 2000 Acquired Roshonda Reed off waivers from Washington; acquired Darla Simpson off waivers from Detroit  
May 26, 2000 Placed Nina Bjedov on the suspended list  
May 27, 2000 Traded 2001 third round draft pick to Houston for Andrea Garner  
May 28, 2000 Waived Kirra Jordan, Roshonda Reed, Darla Simpson and Dana Wynne; placed Tajama Abraham and Angela Aycock on the injured reserve list  
June 5, 2000 Placed Robin Threatt on the injured reserve list; activated Angela Aycock  
June 8, 2000 Waived Tajama Abraham and Angela Aycock; acquired free agent Stacey Lovelace  
June 10, 2000 Placed Jamie Redd on the injured reserve list  
June 11, 2000 Traded the rights of Nina Bjedov (suspended list) to the Cleveland Rockers for Michelle Edwards  
June 28, 2000 Activated Jamie Redd and Robin Threatt; placed Simone Edwards and Charisse Sampson on the injured list  
July 3, 2000 Activated Charisse Sampson and Simone Edwards; placed Edna Campbell and Kamila Vodichkova on the injured list  
July 8, 2000 Activated Kamila Vodichkova; placed Michelle Edwards on the injured list  
July 19, 2000 Activated Edna Campbell and Michelle Edwards; placed Stacey Lovelace and Robin Threatt on the injured list  
Aug. 2, 2000 Activated Katrina Hibbert and placed Edna Campbell on the injured list

## 2001

April 20, 2001 Selected Australian center Lauren Jackson with the first overall pick in the 2001 WNBA Draft, guard Semeka Randall with the second round pick (17th overall) and guard Juana Brown with the fourth round pick (49th overall)  
April 24, 2001 Acquired Katy Steding and a second round draft pick from the Sacramento Monarchs in exchange for Edna Campbell and a fourth-round pick in the 2002 WNBA Draft  
April 30, 2001 The WNBA allotted the Storm free agents Janice Felder, Amber Hall, Linda Miles and Alessandra Santos de Oliveira for training camp  
April 26, 2001 Waived Charisse Sampson  
May 4, 2001 Waived Janice Felder  
May 11, 2001 Waived Amber Hall and Linda Miles and Robin Threatt-Elliott  
May 25, 2001 Waived Juana Brown and Andrea Garner  
May 27, 2001 Placed Katrina Hibbert on the injured list and Alessandra Santos de Oliveira on the suspended list  
June 6, 2001 Waived Katrina Hibbert  
June 8, 2001 Acquired Michelle Marciniak off waivers and added her to the active roster. Placed Michelle Edwards and Alessandra Santos de Oliveira on the injured list  
June 19, 2001 Activated Alessandra Santos de Oliveira. Placed Quacy Barnes on the injured list  
June 28, 2001 Activated Quacy Barnes. Placed Alessandra Santos de Oliveira on the injured list  
July 7, 2001 Activated Michelle Edwards. Placed Katy Steding on the injured list  
July 13, 2001 Activated Katy Steding and Alessandra Santos de Oliveira. Placed Michelle Edwards and Stacey Lovelace on the injured list  
Aug. 3, 2001 Activated Stacey Lovelace and placed Quacy Barnes on the injured list  
Aug. 10, 2001 Activated Quacy Barnes and placed Kamila Vodichkova on the injured list

## 2002

April 2, 2002 Announced the retirement of Katy Steding  
April 16, 2002 Announced the hiring of assistant coach Carrie Graf  
April 17, 2002 Announced the retirement of Michelle Edwards  
April 17, 2002 Waived Stacey Lovelace  
April 19, 2002 Selected guard Sue Bird with the first overall pick in the 2002 WNBA Draft. Selected forward/center Lucienne Berthieu (19th pick overall) in the second round, guard Felicia Ragland (28th pick overall) in the second round and Takeisha Lewis (35th pick overall) in the third round of the 2002 WNBA Draft  
April 25, 2002 The WNBA allocated free agents Adia Barnes, Katie Cronin, Crystal Givens, Danielle McCulley, Carla Morrow, Beth Record and Angelina Wolvert to the Storm's training camp roster  
May 5, 2002 Waived Katie Cronin and Carla Morrow  
May 9, 2002 Waived Angelina Wolvert. Signed free agent Elizabeth Pickney  
May 13, 2002 Waived Beth Record and Elizabeth Pickney  
May 14, 2002 Claimed Kate Paye off waivers; waived Charmin Smith  
May 21, 2002 Waived Quacy Barnes  
May 24, 2002 Placed Jamie Redd on the injured list; placed Kamila Vodichkova on the suspended list  
May 28, 2002 Waived Lucienne Berthieu; placed Michelle Marciniak on the injured list  
May 28, 2002 Activated Kamila Vodichkova from the suspended list  
June 6, 2002 Placed Takeisha Lewis on the injured list; activated Jamie Redd  
June 12, 2002 The WNBA suspended Michelle Marciniak for one game for an altercation with Latasha Byears of Los Angeles Sparks on July 11  
June 13, 2002 Placed Danielle McCulley on the injured list; activated Takeisha Lewis  
June 17, 2002 Acquired Amanda Lassister from the Houston Comets in exchange for Sonja Henning; placed Adia Barnes on the injured list and activated Michelle Marciniak  
June 27, 2002 Placed Takeisha Lewis on the injured list; activated Adia Barnes  
July 11, 2002 Placed Jamie Redd on the injured list; activated Takeisha Lewis  
July 22, 2002 Acquired Kate Starbird from the Utah Starzz in exchange for Semeka Randall  
Sept. 3, 2002 General Manager & Head Coach Lin Dunn resigned after three seasons leading the team  
Dec. 18, 2002 Sonics & Storm Executive Vice President Billy McKinney was named general manager  
Announced the hiring of Anne Donovan as the Storm's new head coach



## 2003

Feb. 21, 2003	Announced the hiring of Jenny Boucek and Jessie Kenlaw as assistant coaches
April 14, 2003	Announced the retirement of Michelle Marciniak
April 24, 2003	Selected forward Alisa Burras from Portland with the ninth pick in the WNBA Dispersal Draft
April 25, 2003	Selected forward Jung Sun-Min with the eighth overall pick in the first round of the 2003 WNBA Draft
	Selected center Suzy Batkovic in the second round (22nd pick overall) and guard Chrissy Floyd in the third round (37th pick overall).
May 8, 2003	Waived Takeisha Lewis
May 9, 2003	Waived Felicia Ragland and Jamie Redd
May 19, 2003	Waived Kate Paye
May 20, 2003	Waived Chrissy Floyd, Kate Starbird and Stacey Thomas
May 21, 2003	Acquired Rita Williams from the Houston Comets in exchange for a third-round pick in the 2004 WNBA Draft; placed Danielle McCulley on the injured list and Suzy Batkovic on the draft reserve list
July 4, 2003	Activated Danielle McCulley and placed Alisa Burras on the injured list
July 8, 2003	Placed Adia Barnes on the injured list
July 14, 2003	Signed Mactabene Amachree to a seven-day contract
July 20, 2003	Signed Mactabene Amachree to a second seven-day contract
July 22, 2003	Activated Alisa Burras and placed Danielle McCulley on the injured list
July 28, 2003	Signed Tonya Massaline to a seven-day contract
Aug. 4, 2003	Signed Tonya Massaline for the remainder of the season
Aug. 14, 2003	Activated Danielle McCulley and placed Kamila Vodichkova on the injured list

## 2004

Jan. 6, 2004	Acquire Betty Lennox in 2004 WNBA Dispersal Draft of the Cleveland Rockers
Feb. 10, 2004	Signed free agent Alicia "Chelle" Thompson
Feb. 18, 2004	Signed Tully Bevilaqua
Feb. 25, 2004	Signed Danielle McCulley as a free agent
March 4, 2004	Signed Sue Bird to a three-year contract
March 31, 2004	Signed Maren Walseth as a free agent
April 15, 2004	The Storm traded its first round selection (6th overall) in the 2004 WNBA Draft and forward Amanda Lassiter to the Minnesota Lynx in exchange for forward Sheri Sam and center Janell Burse
April 17, 2004	Selected Trina Frierson in the second round (19th overall pick) of the 2004 WNBA Draft
April 27, 2004	Signed Andrea Lalum and Stacy Clinesmith as free agents
April 28, 2004	Signed Lindsey Wilson and Michelle Greco as free agents
April 29, 2004	Trina Frierson underwent arthroscopic surgery (left knee)
May 1, 2004	Waived Andrea Lalum and Lindsey Wilson from training camp
May 3, 2004	Waived Danielle McCulley and Stacey Clinesmith from training camp
May 5, 2004	Signed Andrea Gardner-Combs as a free agent
May 10, 2004	Waived Rita Williams and Tonya Massaline from training camp
May 11, 2004	Signed Shaquala Williams as a free agent
May 17, 2004	Waived Shaquala Williams, Andrea Gardner-Combs and Maren Walseth from training camp
June 30, 2004	Betty Lennox underwent nose realignment surgery
July 22, 2004	Placed Janell Burse on the injured list (right hip bursitis) and activated Trina Frierson
Sept. 1, 2004	Activated Janell Burse and placed Lauren Jackson on the injured list (right mid-foot sprain)
Sept. 8, 2004	Activated Lauren Jackson and placed Trina Frierson on the injured list (chronic left knee effusion)

## 2005

Feb. 23, 2005	Re-signed Lauren Jackson and Alicia Thompson
March 2, 2005	Re-signed Betty Lennox
March 3, 2005	Signed Jessica Bibby and Adrienne Johnson as free agents and re-signed Janell Burse
March 15, 2005	Signed Suzy Batkovic
April 6, 2005	Signed Eva Montesdeoca Lopez, Iziane Castro Marques, Natalia Vodopyanova and Shaquala Williams as free agents.
April 16, 2005	Drafted Tanisha Wright in the first round (12th overall pick), Ashley Battle in the second round (25th overall pick) and Steffanie Blackmon in the third round (38th overall pick) of the 2005 WNBA Draft
April 19, 2005	Re-signed Michelle Greco
April 20, 2005	Signed Amy Taylor, Mandissa Stevenson and Dionne Brown as free agents
April 25, 2005	Re-signed Simone Edwards
April 28, 2005	Waived Steffanie Blackmon
April 29, 2005	Re-signed Adia Barnes
May 3, 2005	Waived Amy Taylor
May 9, 2005	Waived Eva Montesdeoca Lopez and Michelle Greco
May 12, 2005	Waived Trina Frierson and Dionne Brown
May 17, 2005	Signed Francesca Zara as a free agent
May 18, 2005	Waived Adia Barnes
May 20, 2005	Placed Natalia Vodopyanova on the injured List and Suzy Batkovic on the Suspended List; waived Shaquala Williams
June 1, 2005	Activated Natalia Vodopyanova and placed Ashley Battle on the injured list
June 6, 2005	Activated Suzy Batkovic and placed Mandisa Stevenson on the injured list

# STORM ALL-TIME TRANSACTIONS



June 17, 2005 Waived Ashley Battle  
June 28, 2005 League suspended Iziane Castro Marques for one game  
July 6, 2005 Waived Mandisa Stevenson

## 2006

Feb. 6, 2006 Named Heidi VanDerveer assistant coach.  
Feb. 17, 2006 Re-signed Betty Lennox.  
Feb. 22, 2006 Signed free agent Wendy Palmer.  
Feb. 23, 2006 Signed free agents Tiffani Johnson and Toccara Williams.  
Feb. 27, 2006 Re-signed assistant coach Jessie Kenlaw.  
March 15, 2006 Signed free agent Shaunzinski Gortman.  
March 28, 2006 Signed free agents Leah Metcalf and Lindsey Yamasaki.  
April 5, 2006 Selected Barbara Turner in the first round (11th pick overall), Dalila Eshe in the second round (25th pick overall) and Erin Grant in the third round (39th pick overall) of the 2006 WNBA Draft.  
April 11, 2006 Signed free agent Jordan Adams.  
April 13, 2006 Signed free agent Lindsay Taylor.  
April 17, 2006 Re-signed Lauren Jackson.  
April 26, 2006 Waived Jordan Adams and Leah Metcalf.  
May 2, 2006 Waived Erin Grant.  
May 3, 2006 Waived Lindsey Yamasaki  
May 4, 2006 Waived Dalila Eshe and Toccara Williams.  
May 17, 2006 Waived Lindsay Taylor.  
May 19, 2006 Announced the retirement of center Simone Edwards.  
May 20, 2006 Signed free agent Kaayla Chones.  
May 23, 2006 Signed free agent Edwige Lawson-Wade.  
May 26, 2006 Waived Kaayla Chones  
May 27, 2006 Signed free agent Cisti Greenwalt  
June 29, 2006 Acquired Ashley Robinson from the Chicago Sky in exchange for Cisti Greenwalt and a 2007 second-round draft pick.  
July 25, 2006 Signed free agent Cisti Greenwalt to a seven-day contract.  
July 31, 2006 Signed free agent Willnett Crockett to a seven-day contract.  
Aug. 1, 2006 Waived Willnett Crockett.

## 2007

Nov. 16, 2007 Re-signed Assistant Coach Heidi VanDerveer  
Jan. 8, 2007 Selected Tye'sha Fluker with the seventh pick in the 2007 WNBA Dispersal Draft  
Feb. 21, 2007 Named Shelley Patterson assistant coach  
Feb. 23, 2007 Re-signed Shaunzinski Gortman  
March 8, 2007 Re-signed Janell Burse  
March 13, 2007 Signed free agents Andrea Bills, Yolanda Paige, Brooke Queenan, Aya Traore and Shereka Wright  
March 15, 2007 Signed free agent Chameka Scott  
March 29, 2007 Re-signed Iziane Castro Marques  
April 4, 2007 Selected Katie Gearlds in the first round (seventh overall pick) and Brandie Hoskins in the third round (33rd overall pick) of the 2007 WNBA Draft  
April 11, 2007 Signed free agent Debbie Merrill  
April 17, 2007 Signed free agents Alexis Kendrick, Victoria Lucas-Perry and Sarah McKay  
April 19, 2007 Signed free agents Kerri Gardin and Cameo Hicks  
April 20, 2007 Signed free agent Francesca Zara  
April 23, 2007 Waived Shaunzinski Gortman and Debbie Merrill  
April 24, 2007 Waived Andrea Bills, Cameo Hicks, Alexis Kendrick, Victoria Lucas-Perry, Chameka Scott and Shereka Wright  
April 25, 2007 Signed free agent Shyra Ely; Waived Kerri Gardin  
April 26, 2007 Waived Sarah McKay and Aya Traore  
April 28, 2007 Waived Yolanda Paige  
May 1, 2007 Waived Brooke Queenan  
May 12, 2007 Re-signed Sue Bird  
May 13, 2007 Placed Francesca Zara on the Suspended List  
May 16, 2007 Waived Barbara Turner  
July 1, 2007 Waived Tye'sha Fluker  
July 5, 2007 Signed free agent Shona Thorburn to a seven-day contract  
July 16, 2007 Signed free agent Doneeka Lewis to a seven-day contract  
July 23, 2007 Re-signed Doneeka Lewis to a second seven-day contract  
July 30, 2007 Re-signed Doneeka Lewis for the remainder of the season  
Aug. 7, 2007 Signed free agent Astou Ndiaye-Diatta to a seven-day contract  
Aug. 14, 2007 Signed free agent Astou Ndiaye-Diatta for the remainder of the season

## 2008

Feb. 19, 2008 Traded #4 pick in 2008 WNBA Draft to the Detroit Shock for Swin Cash  
March 3, 2008 Signed forward Sheryl Swoopes  
March 6, 2008 Re-signed forward Shyra Ely to training camp contract  
March 14, 2008 Re-signed guard Sue Bird  
April 2, 2008 Re-signed guard Doneeka Lewis and signed Dee Davis, Leah Rush and Kristen O'Neill to training camp contracts

# STORM ALL-TIME TRANSACTIONS



April 8, 2008	Signed forward/center Yolanda Griffith
April 9, 2008	Selected guard Allie Quigley (#22) and guard Kimberly Beck (#36) in the 2008 WNBA Draft
April 10, 2008	Signed guard Brandie Hoskins and signed Kelly Santos to a training camp contract
April 14, 2008	Re-signed forward Janell Burse
April 21, 2008	Re-signed forward Ashley Robinson
April 26, 2008	Released guard Brandie Hoskins
May 2, 2008	Released guard Dee Davis and forward Leah Rush
May 8, 2008	Released forward Natalie Doma and guard Allie Quigley
May 13, 2008	Released guard Daphanie Kennedy
May 14, 2008	Released guard Roneeka Hodges
May 14, 2008	Signed center Florina Pascalau
May 15, 2008	Released guard Kristen O'Neill
May 16, 2008	Released guard Doneeka Lewis
June 1, 2008	Placed center Kelly Santos on suspended list
June 22, 2008	Released center Florina Pascalau
June 22, 2008	Traded second round pick in 2009 WNBA Draft to Atlanta Dream in exchange for forward Camille Little
June 28, 2008	Released guard Kimberly Beck
July 1, 2008	Signed guard Kristen O'Neill to a seven-day contract
July 8, 2008	Signed guard Kristen O'Neill to a second seven-day contract
July 15, 2008	Signed guard Kristen O'Neill to a third seven-day contract
July 23, 2008	Signed guard Kristen O'Neill to a fourth seven-day contract
August 28, 2008	Signed guard Kristen O'Neill to a fifth seven-day contract
Sept. 5, 2008	Signed guard Kristen O'Neill to a sixth seven-day contract
Sept. 11, 2008	Signed guard Kimberly Beck for the remainder of the regular season
Sept. 12, 2008	Signed guard Kristen O'Neill for remainder of the regular season

## 2009

January 7, 2009	Re-signed guard Tanisha Wright and added Kimberly Beck and Kristen O'Neill to training camp roster
Feb. 9, 2009	Re-signed center Janell Burse
Feb. 10, 2009	Re-signed center Ashley Robinson
Feb. 20, 2009	Re-signed center Suzy Batkovic
Feb. 23, 2009	Signed guard Shannon Johnson
March 19, 2009	Added Kasha Terry and Melanie Thomas to training camp roster
April 9, 2009	Selected forward Ashley Walker and guard Mara Freshour in WNBA Draft
April 23, 2009	Kristen O'Neill announced forgoing 2009 training camp due to knee injury
May 3, 2009	Re-signed All-Star forward Lauren Jackson
May 6, 2009	Melanie Thomas announced forgoing 2009 training camp opportunity due to knee injury
May 7, 2009	Added guard La'Tangela Atkinson, guard A'Quonesia Franklin and guard Aja Parham to 2009 training camp roster
May 22, 2009	Waived guard Kimberly Beck and guard Mara Freshour
May 31, 2009	Waived guard/forward La'Tangela Atkinson and center/forward Kasha Terry
June 4, 2009	Waived guard A'Quonesia Franklin and guard/forward Aja Parham
Sept. 9, 2009	Signed guard/forward La'Tangela Atkinson
Sept. 10, 2009	Re-signed guard Sue Bird to multi-year extension
Sept. 10, 2009	Signed guard A'Quonesia Franklin
Sept. 14, 2009	Signed Head Coach Brian Agler to New Contract
Dec. 14, 2009	Selected guard Chelsea Newton in Dispersal Draft
Dec. 17, 2009	Re-signed Assistant Coach Nancy Darsch

## 2010

Jan. 21, 2010	Hired Jenny Boucek as director of player development and scouting
Feb. 9, 2010	Signed forward Le'coe Willingham, formerly of the Phoenix Mercury
March 3, 2010	Signed forward Jana Vesela to a training camp contract
March 11, 2010	Re-signed forward Lauren Jackson to a multi-year contract
March 17, 2010	Signed forward Devanei Hampton to a training camp contract
April 1, 2010	Signed forwards Abby Bishop, Laura Kurz and Aja Parham to training camp contracts
April 8, 2010	Selected guard Alison Lacey (first round, No. 10 overall), guard Tanisha Smith (second round, No. 22 overall) and center Tijana Krivacevic (third round, No. 34 overall) in the 2010 WNBA Draft
April 8, 2010	Announced forward Katie Gearlds will forego the 2010 WNBA season
April 8, 2010	Signed guard Lindsey Wilson to a training camp contract
April 14, 2010	Signed guard Loree Moore to a training camp contract
April 22, 2010	Signed forward Svetlana Abrosimova and released center Janell Burse
April 27, 2010	Chelsea Newton announces her retirement from the WNBA
April 30, 2010	Waived Tanisha Smith
May 6, 2010	Waived Heather Bowman
May 10, 2010	Waived Lindsay Wilson and Devanei Hampton
May 11, 2010	Waived Laura Kurz
May 14, 2010	Waived Loree Moore, Ashley Walker and Aja Parham

# STORM ALL-TIME TRANSACTIONS



## 2011

Jan. 13, 2011 Jenny Boucek re-signed as assistant coach  
Feb. 2, 2011 Camille Little re-signed to a multi-year contract  
Feb. 9, 2011 Belinda Snell and Erin Phillips signed  
March 1, 2011 Forward Swin Cash re-signed to a multi-year deal  
March 15, 2011 Ashley Robinson signed to multi-year deal  
April 8, 2011 Forward Bridgette Mitchell added to training camp roster  
April 11, 2011 Selected Jasmine Thomas (first round, No. 12 overall), Ify Ibekwe (second round, No. 24 overall) and Krystal Thomas (third round, No. 36 overall) in the 2011 WNBA Draft  
April 21, 2011 Forward Breanna Salley, guard Courtney Ward and guard Lauren Prochaska added to training camp roster  
April 29, 2011 Katie Smith joins team in trade that includes Jacinta Monroe (from Washington) and Indiana's second round pick in 2012  
May 22, 2011 Waived Bridgette Mitchell and Lauren Prochaska  
May 23, 2011 Added guard Sharnee Zoll to training camp roster...waived Courtney Ward  
May 29, 2011 Waived forward Jacinta Monroe  
June 2, 2011 Waived guard Sharnee Zoll and set Opening Night roster at 11 players  
June 27, 2011 Waived forward Ify Ibekwe  
June 30, 2011 Ewelina Kobryn signed as a free agent  
July 21, 2011 Waived center Krystal Thomas  
July 31, 2011 Allie Quigley signed to a 7-day contract  
Aug. 7, 2011 Re-signed Allie Quigley to a 7-day contract  
Aug. 14, 2011 Re-signed Allie Quigley to a 7-day contract  
Aug. 21, 2011 Re-signed Allie Quigley to a 7-day contract  
Aug. 28, 2011 Re-signed Allie Quigley to a 7-day contract  
Sept. 4, 2011 Re-signed Allie Quigley to a 7-day contract  
Sept. 11, 2011 Allie Quigley signed a contract for the rest of the season

## 2012

Jan. 2, 2012 Acquired the No. 2 overall pick in the 2012 Draft from the Chicago Sky in exchange for forwards Swin Cash and Le'coe Willingham and the No. 23 pick of the second round.  
Jan. 31, 2012 Re-signed guard Allie Quigley  
Feb. 6, 2012 Signed center Ann Wauters as an unrestricted free agent.  
Feb. 9, 2012 Re-signed guards Sue Bird and Katie Smith  
Feb. 14, 2012 Acquired forward Victoria Dunlap from the Washington Mystics in exchange for center Ashley Robinson  
Feb. 14, 2012 Re-signed guard/forward Katie Smith  
Feb. 27, 2012 Signed forward Tina Thompson as an unrestricted free agent  
Feb. 27, 2012 Re-signed center Ewelina Kobryn  
March 9, 2012 Signed forwards Rachel Allison and Alysha Clark to training camp contracts  
April 6, 2012 Signed guard Silvia Dominguez to a training camp contract  
April 16, 2012 Selected forward/guard Shekinna Stricklen in the first round (second overall) and forward Keisha Hampton in the second round (20th overall) of the 2012 WNBA Draft  
April 25, 2012 Signed Ashley Corral, Dellena Criner, Jacqua Williams, Ashley Gayle and Lindsay Taylor to training camp contracts  
May 1, 2012 Waived guards Dellena Criner and Jacqua Williams and forward Rachel Allison  
May 13, 2012 Waived centers Ashley Gayle and Lindsay Taylor  
May 16, 2012 Waived guards Ashley Corral and Allie Quigley; placed guard Silvia Dominguez on the suspended list  
June 26, 2012 Waived forward Victoria Dunlap  
June 29, 2012 Signed forward Svetlana Abrosimova as an unrestricted free agent

## 2013

Feb. 7, 2013 Signed Temeka Johnson and Noelle Quinn  
Feb. 15, 2013 Signed Nakia Sanford  
March 5, 2013 Re-signed Alysha Clark  
March 11, 2013 Signed Cierra Bravard and Katelan Redmon to training camp contracts  
April 10, 2013 Signed Keisha Hampton to a training camp contract  
April 18, 2013 Drafted Tianna Hawkins (#6), Chelsea Poppins (#18 overall, second round) and Jasmine James, (#30 overall, third round) in 2013 WNBA Draft  
April 24, 2013 Signed Tianna Hawkins, Chelsea Poppens, and Jasmine James to training camp contracts  
April 24, 2013 Signed Samantha MacKay to a training camp contract  
May 5, 2013 Signed Alexis Gray-Lawson to a training camp contract; waived Chay Shegog  
May 11, 2013 Waived Alexis Gray-Lawson  
May 13, 2013 Waived Jasmine James and Katelan Redmon  
May 18, 2013 Waived Samantha Mackay and Keisha Hampton  
May 23, 2013 Waived Chelsea Poppens  
July 12, 2013 Waived Cierra Bravard; signed Ashley Robinson  
July 18, 2013 Waived Nakia Sanford  
July 21, 2013 Signed Nakia Sanford to a 7-day contract  
July 28, 2013 Signed Nakia Sanford to a 7-day contract  
Aug. 3, 2013 Nakia Sanford released; Signed Jasmine Hassell to a 7-day contract  
Aug. 10, 2013 Signed Jasmine Hassell to a 7-day contract  
Aug. 17, 2013 Signed Jasmine Hassell to a 7-day contract  
Aug. 24, 2013 Did not resign Jasmine Hassell; Signed Joslyn Tinkle to a 7-day contract

# STORM ALL-TIME TRANSACTIONS



Aug. 31, 2013 Signed Joslyn Tinkle to a 7-day contract  
Sept. 7, 2013 Signed Joslyn Tinkle to a rest-of-season contract

## 2014

Jan. 8, 2014 Jenny Boucek promoted from assistant coach to associate head coach  
March 18, 2014 Shaquala Williams named assistant coach  
March 27, 2014 Traded the rights to Ewelina Kobryn to Phoenix in exchange for Charde Houston  
April 1, 2014 Signed Angel Robinson; traded a 2015 WNBA Draft second round pick to Los Angeles for Jenna O'Hea  
April 14, 2014 Drafted Bria Hartley with the seventh overall pick, traded Hartley and Tiana Hawkins to Washington for Crystal Langhorne  
April 14, 2014 Selected Michelle Plouffe (2nd Round 19th overall) by the Seattle Storm  
April 14, 2014 Selected Mikaela Ruef (3rd round 31st overall) by the Seattle Storm  
April 16, 2014 Signed Jasmine Lister to a training camp contract  
April 18, 2014 Signed Valencia McFarland, Chelsea Douglas and Taylor Hall to training camp contracts  
April 26, 2014 Waived Charde Houston  
May 3, 2014 Waived Chelsea Douglas, Taylor Hall and Joslyn Tinkle  
May 6, 2014 Waived Mikaela Ruef and Valencia McFarland  
May 14, 2014 Waived Michelle Plouffe, signed Nicole Powell  
June 18, 2014 Alisha Valavanis named COO  
July 21, 2014 Signed Waltiea Rolle to a seven-day contract  
July 28, 2014 Signed Waltiea Rolle to a seven-day contract  
Aug. 4, 2014 Signed Waltiea Rolle to a seven-day contract  
Aug. 11, 2014 Signed Waltiea Rolle to a rest-of-season contract

## 2015

Jan. 5, 2015 Brian Agler resigned as head coach & general manager; Alisha Valavanis promoted to president & general manager  
Jan. 20, 2015 Named Jenny Boucek as head coach, the fourth in franchise history  
Jan. 28, 2015 Traded Camille Little and Shekinna Stricklen to Connecticut for Renee Montgomery and the 3rd and 15th overall picks in the 2015 WNBA Draft  
Feb. 20, 2015 Signed Abby Bishop and Meighan Simmons, re-signed Alysha Clark  
Feb. 23, 2015 Traded the 15th overall pick in the 2015 WNBA Draft to Washington for Quanitra Hollingsworth and the 20th pick  
March 10, 2015 Named Rob Fodor and Ryan Webb assistant coaches on Boucek's staff  
March 17, 2015 Waived Temeka Johnson  
April 6, 2015 Signed Ramu Tokashiki  
April 16, 2015 Drafted Jewell Loyd (#1 overall), Kaleena Mosqueda-Lewis (#3 overall), Vicky McIntyre (#20 overall) and Nneka Enemkpali (#26 overall) in the 2015 WNBA Draft  
April 28, 2015 Signed Jazmine Davis to a training camp contract  
May 14, 2015 Signed Kristen Mann to a training camp contract  
May 19, 2015 Waived Waltiea Rolle  
June 2, 2015 Waived Kristen Mann  
June 4, 2015 Waived Meighan Simmons  
June 5, 2015 Waived Jazmine Davis and Vicky McIntyre  
June 6, 2015 Signed Angel Goodrich and Markeisha Gatling  
July 20, 2015 Acquired Monica Wright in exchange for guard Renee Montgomery and Seattle's 2016 2nd round draft pick  
Nov. 4, 2015 Named Ryan Webb first assistant coach and Leah Drury assistant coach

## 2016

Feb. 2, 2016 Re-signed Alysha Clark to a multi-year contract  
Feb. 2, 2016 Re-signed Jenna O'Hea to a multi-year contract  
Feb. 9, 2016 Re-signed Crystal Langhorne  
Feb. 9, 2016 Re-signed Angel Goodrich  
Feb. 12, 2016 Signed Ramu Tokashiki to a multi-year contract  
Feb. 16, 2016 Re-signed Sue Bird to a multi-year contract  
Feb. 18, 2016 Signed Nneka Enemkpali  
Feb. 18, 2016 Signed Blake Dietrick  
March 2, 2016 Signed Laurin Mincy  
March 2, 2016 Signed Davellyn Whyte  
April 6, 2016 Re-signed Quanitra Hollingsworth  
April 6, 2016 Signed Krystal Thomas to a training camp contract  
April 14, 2016 Drafted Breanna Stewart (#1 overall) and Lexi Eaton Rydalch (#26 overall) in the 2016 WNBA Draft  
April 25, 2016 Waived Nneka Enemkpali  
April 27, 2016 Waived Davellyn Whyte  
May 1, 2016 Waived Laurin Mincy  
May 10, 2016 Waived Lexi Eaton Rydalch, Angel Goodrich, Quanitra Hollingsworth and Krystal Thomas  
May 10, 2016 Signed Tiffany Bias  
May 13, 2016 Waived Tiffany Bias





0 Shyra Ely Nneka Enemkpali	12 Edna Campbell Jasmine Hassell Tonya Massaline Belinda Snell Ann Wauters	31 Cisti Greenwalt Joslyn Tinkle
1 Crystal Langhorne	13 Mactabene Amachree Alessanda Santos De Oliveira Quanitra Hollingsworth	32 Adia Barnes Shaunzinski Gortman Stacey Lovelace Kristen O'Neill Krystal Thomas Alysha Clark
2 Swin Cash Temeka Johnson	14 Astou Ndiaye-Diatta Kate Paye Shannon Johnson Katie Smith Cierra Bravard Nicole Powell	33 Janell Burse Felicia Ragland Yolanda Griffith
3 Michelle Marciniak Wendy Palmer Charise Sampson Ify Ibekwe Walfiea Rolle Meighan Simmons Angel Goodrich	15 Lauren Jackson	34 Sonja Henning Le'coe Willingham Vicky McIntyre
4 Simone Edwards Katie Gearlds Abby Bishop Jenna O'Hea	17 Jung Sun-Min	40 Katrina Hibbert Alison Lacey Shekinna Stricklen
5 Tiffani Johnson Danielle McCulley Robin Threatt Abby Bishop	20 Michelle Greco Camille Little	41 Alisa Burras Takeisha Lewis
6 Sandy Brondello Doneeka Lewis Natalia Vodopyanova	21 Semeka Randall Charmin Smith Tianna Hawkins Renee Montgomery	42 Quacy Barnes
7 Edwige Lawson-Wade Kamila Vodichkova Francesca Zara Jana Vesela Tina Thompson Ramu Tokashiki	22 Betty Lennox Jamie Redd Sheryl Swoopes Allie Quigley Monica Wright	43 Ashley Robinson (2006-2011) Alicia Thompson Nakia Sanford
8 Iziane Castro Marques Kimberly Beck Angel Robinson	23 Angela Aycok Katy Steding Rita Williams Kaleena Mosqueda-Lewis	44 Tully Bevilaqua Michelle Edwards Ashley Walker Ashley Robinson (2013) Kristen Mann
9 Suzy Batkovic-Brown Kelly Santos Markeisha Gatling	24 Amanda Lassiter Jewell Loyd	45 Ashley Battle Noelle Quinn
10 Sue Bird	25 Svetlana Abrosimova	50 Kaayla Chones Trina Frierson
11 Jamie Redd Barbara Turner Ewelina Kobryn	30 Andrea Garner Kate Starbird Tanisha Wright Jazmine Davis Breanna Stewart	54 Mandisa Stevenson
		55 Sheri Sam Charmin Smith





**Back row (L-R):** Equipment Manager Andy Castabek, Assistant Equipment Manager Ryan Bragdon, Head Coach Lin Dunn, Assistant Coach Missy Bequette, Assistant Coach Gary Kloppenburg, Stacey Lovelace, Quacy Barnes, Simone Edwards, Kamila Vodichkova, Andrea Garner, Assistant Coach Kathy Anderson, Strength & Conditioning Coach Daniel Shapiro, Sr. Director of Storm Operations Karen Bryant, President John Dresel

**Front row (L-R):** Michelle Edwards, Charisse Sampson, Katrina Hibbert, Charmin Smith, Jamie Redd, Robin Threatt, Sonja Henning, Athletic Trainer Tamera Poole

## 2000 Seattle Storm

Regular Season Statistics (6-26)

PLAYER	G	GS	MIN	FG	FGA	PCT	FG3	FG3A	3PCT	FT	FTA	PCT	OR	DR	REB	AST	PF	DQ	STL	TO	BLK	PTS	AVG
Campbell	16	16	510	84	215	.391	13	49	.265	41	58	.707	8	26	34	37	35	0	19	40	4	222	13.9
Vodichkova	23	19	489	68	171	.398	4	20	.200	60	78	.769	28	69	97	22	63	0	13	57	12	200	8.7
Threatt	20	7	377	60	157	.382	12	37	.324	23	35	.657	10	22	32	18	36	1	13	30	3	155	7.8
S. Edwards	29	7	645	83	182	.456	0	0	---	50	80	.625	38	69	107	22	57	0	16	45	10	216	7.4
Barnes	31	23	705	89	213	.418	1	9	.111	30	56	.536	27	57	84	33	103	2	19	62	33	209	6.7
M. Edwards	23	13	472	55	153	.359	6	35	.171	23	35	.657	7	29	36	41	32	0	14	42	5	139	6.0
Redd	26	8	387	49	125	.392	18	52	.346	24	34	.706	18	27	45	16	53	0	19	35	1	140	5.4
Henning	32	32	980	53	151	.351	25	66	.379	37	61	.607	22	64	86	79	73	1	61	54	3	168	5.3
Lovelace	23	1	324	36	103	.350	2	9	.222	25	31	.806	19	38	57	16	42	0	13	35	2	99	4.3
Sampson	21	6	280	21	46	.457	9	23	.391	25	28	.893	13	27	40	11	37	0	18	14	6	76	3.6
Garner	32	19	560	38	116	.328	1	2	.500	24	38	.632	43	55	98	25	44	0	27	43	10	101	3.2
Hibbert	20	6	240	19	59	.322	8	31	.258	7	9	.778	8	22	30	18	22	0	7	17	1	53	2.7
Smith	32	3	516	16	56	.286	10	32	.313	10	18	.556	14	33	47	53	52	0	16	32	3	52	1.6
Aycock	1	0	7	0	3	.000	0	2	.000	0	0	---	1	1	2	0	2	0	0	0	0	0	0.0
STORM	32	-	6475	667	1740	.383	109	364	.299	379	561	.676	256	537	793	390	648	4	255	525	93	1822	56.9
OPPNTS	32	-	6475	778	1721	.452	117	334	.350	498	654	.761	288	721	1009	506	618	9	284	529	123	2171	67.8

## Storm Season Notes

- The City of Seattle was awarded a WNBA franchise on June 7, 1999.
- Ginger Ackerley headed the first Storm ownership group. First head coach and general manager was Lin Dunn.
- The first player chosen in expansion draft was Edna Campbell from the Phoenix Mercury
- The Storm played its inaugural regular-season game vs. the Sacramento Monarchs on May 31, 2000
- The Storm finished eighth in the Western Conference, 22 games behind Los Angeles

# 2000 GAME BY GAME RESULTS



Date	Opponent	Team	Home	Road	Total	High Scoring	High Rebound	High Assist	Opp. Scoring	Atten.
<b>MAY</b>										
May 31	@Sacramento	L 60-76	0-0	0-1	0-1	Campbell-22	Vodichkova-9	Hibbert-3	Byears-17	9,103
<b>JUNE</b>										
Jun 1	HOUSTON	L 47-77	0-1	0-1	0-2	Barnes-16	Vodichkova-7	Henning-3	Swoopes-20	10,840
Jun 3	PORTLAND	L 58-65	0-2	0-1	0-3	Campbell-18	Vodichkova-8	Smith-4	Crawley-18	10,182
Jun 7	@Phoenix	L 49-82	0-2	0-2	0-4	Vodichkova-12	S. Edwards-8	Henning-2	Reed-24	9,509
Jun 9	@Charlotte	W 67-62	0-2	1-2	1-4	Campbell-19	Lovelace-9	Campbell-5	Mapp-19	3,946
Jun 10	@Cleveland	L 49-61	0-2	1-3	1-5	S. Edwards-17	Campbell-4	Campbell-3	Wauters-12	5,830
Jun 13	LOS ANGELES	W 69-59*	1-2	1-3	2-5	Campbell-22	S. Edwards-8	M. Edwards-4	Milton-Jones-13	7,700
Jun 15	SACRAMENTO	L 50-54	1-3	1-3	2-6	Campbell-17	Vodichkova-9	Barnes-2	Griffith-13	7,656
Jun 18	UTAH	L 53-56	1-4	1-3	2-7	Campbell-21	S. Edwards-9	M. Edwards-2	Holland-Corn-13	8,492
Jun 20	@Utah	L 63-66	1-4	1-4	2-8	Campbell-17	M. Edwards-5	Henning-5	Dydek-16	5,376
Jun 23	@Portland	L 61-72	1-4	1-5	2-9	Hibbert-17	Vodichkova-5	M. Edwards-5	Goodson-23	9,390
Jun 28	DETROIT	L 78-82	1-5	1-5	2-10	Vodichkova-22	Henning-4	Henning-5	Crawley-20	9,390
Jun 30	MINNESOTA	L 53-65	1-6	1-5	2-11	Vodichkova-15	Vodichkova-4	Henning-5	Palmer-32	7,929
Jun 30	MINNESOTA	L 53-65	1-6	1-5	2-11	Vodichkova-15	Garner-5	M. Edwards-5	Smith-19	9,131
Jun 30	MINNESOTA	L 53-65	1-6	1-5	2-11	Vodichkova-15	Garner-5	Henning-2	M. Edwards-2	9,131
Jun 30	MINNESOTA	L 53-65	1-6	1-5	2-11	Vodichkova-15	Garner-5	Garner-2	M. Edwards-2	9,131
<b>JULY</b>										
Jul 1	UTAH	L 60-81	1-7	1-5	2-12	Threatt-22	Garner-4	Smith-6	Williams-18	8,260
Jul 3	WASHINGTON	L 55-60	1-8	1-5	2-13	S. Edwards	Redd-4	M. Edwards-5	Holdsclaw-21	8,446
Jul 5	@Minnesota	W 67-60	1-8	2-5	3-13	Threatt-24	Threatt-4	Henning-4	Folk-15	6,264
Jul 6	@Houston	L 50-80	1-8	2-6	3-14	Sampson-12	Garner-4	Hibbert-3	Dickerson-15	10,695
Jul 8	@Orlando	L 53-64	1-8	2-7	3-15	S. Edwards-18	S. Edwards-4	Henning-4	Thompson-23	8,266
Jul 10	@Miami	L 42-59	1-8	2-8	3-16	Lovelace-11	Garner-5	Smith-5	A. Johnson-18	8,266
Jul 12	@Detroit	L 56-61	1-8	2-9	3-17	Redd-17	Garner-7	Smith-2	Askamp-21	7,041
Jul 14	@Indiana	L 45-64	1-8	2-10	3-18	Threatt-13	Henning-5	Threatt-3	Canty-15	9,853
Jul 19	NEW YORK	L 55-78	1-9	2-10	3-19	Barnes-12	M. Edwards-4	Henning-2	White-16	10,920
Jul 21	MINNESOTA	W 67-61	2-9	2-10	4-19	Vodichkova-12	M. Edwards-4	Sampson-2	Johnson-18	9,395
Jul 25	@Houston	L 53-79	2-9	2-11	4-20	Campbell-17	Sampson-6	Henning-4	Smith-20	9,246
Jul 27	@Los Angeles	L 63-76	2-9	2-12	4-21	Henning-10	Vodichkova-6	Campbell-3	Cooper-28	11,539
Jul 28	PHOENIX	L 55-65	2-10	2-12	4-22	Henning-19	Vodichkova-5	Campbell-6	Leslie-18	6,455
Jul 30	MIAMI	L 51-64	2-11	2-12	4-23	Barnes-16	Sampson-5	Smith-7	Reed-25	8,767
Jul 30	MIAMI	L 51-64	2-11	2-12	4-23	Barnes-16	Henning-7	Henning-4	Sam-17	8,616
<b>AUGUST</b>										
Aug 1	INDIANA	W 66-60	3-11	2-12	5-23	Threatt-19	Garner-5	Henning-6	Grubin-15	8,670
Aug 3	@Phoenix	L 63-85	3-11	2-13	5-24	Barnes-17	S. Edwards-5	M. Edwards-4	Walters-15	9,439
Aug 6	PORTLAND	W 66-58*	4-11	2-13	6-24	Redd-14	M. Edwards-5	Barnes-3	R. Williams-15	9,439
Aug 8	LOS ANGELES	L 52-60*	4-12	2-13	6-25	M. Edwards-20	Barnes-8	Henning-3	Edwards-15	9,328
Aug 9	@Sacramento	L 46-79	4-12	2-14	6-26	Redd-14	Barnes-8	Reed-3	Harrison-15	9,328
Aug 9	@Sacramento	L 46-79	4-12	2-14	6-26	Redd-14	S. Edwards-4	Henning-4	Nygaard-14	9,328
Aug 9	@Sacramento	L 46-79	4-12	2-14	6-26	Redd-14	S. Edwards-4	Smith-3	Dixon-17	9,936
Aug 9	@Sacramento	L 46-79	4-12	2-14	6-26	Redd-14	S. Edwards-4	Smith-3	Bolton-17	7,156

\* OT Game



**Back row (L-R):** Athletic Trainer Sheri Hedlund, Head Coach Lin Dunn, Assistant Coach Kay James, Quacy Barnes, Alessandra Santos de Oliveria, Lauren Jackson, Kamila Vodichkova, Simone Edwards, Stacey Lovelace, Assistant Coach Gary Kloppenburg, Equipment Manager Ryan Bragdon, Player Development Coach Daniel Shapiro, Director of Basketball Operations Missy Bequette  
**Front row (L-R):** Katy Steding, Semeka Randall, Charmin Smith, Sonja Henning, Jamie Redd, Michelle Marciniak, Michelle Edwards

## 2001 Seattle Storm

### Regular Season Statistics (10-22)

PLAYER	G	GS	MIN	FG	FGA	PCT	FG3	FG3A	3PCT	FT	FTA	PCT	OR	DR	REB	AST	PF	DQ	STL	TO	BLK	PTS	AVG
Jackson	29	29	1001	149	406	.367	40	129	.310	104	143	.727	57	136	193	44	97	3	54	53	64	442	15.2
Randall	32	30	884	117	315	.371	0	4	.000	66	100	.660	32	73	105	44	45	0	29	73	4	300	9.4
S. Edwards	32	27	810	91	190	.479	0	0	---	55	83	.663	67	90	157	26	54	0	24	37	20	237	7.4
Redd	32	6	659	82	216	.380	22	77	.286	45	66	.682	29	53	82	48	101	0	17	48	3	231	7.2
Vodichkova	29	4	405	51	122	.418	10	25	.400	38	44	.864	25	46	71	23	56	0	16	34	7	150	5.2
Marciniak	27	5	392	51	139	.367	10	33	.303	20	37	.541	17	21	38	47	49	0	30	30	2	132	4.9
Steding	26	17	393	35	94	.372	16	35	.457	16	20	.800	9	26	35	24	23	1	16	22	9	102	3.9
Lovelace	22	2	211	27	71	.380	10	26	.385	12	17	.706	14	18	32	9	23	0	8	18	5	76	3.5
Barnes	20	3	229	23	59	.390	1	1	1.000	21	27	.778	14	20	34	11	29	0	9	16	6	68	3.4
Henning	32	28	902	41	129	.318	8	44	.182	18	35	.514	14	57	71	93	62	2	52	43	6	108	3.4
Smith	32	8	589	17	63	.270	11	38	.289	13	21	.619	18	37	55	39	52	0	17	26	1	58	1.8
M. Edwards	3	0	13	1	3	.333	0	0	---	2	2	1.000	0	2	2	4	2	0	1	3	0	4	1.3
Santos	10	1	62	4	14	.286	0	0	---	5	11	.455	10	6	16	0	12	0	0	3	0	13	1.3
STORM	32	-	6550	689	1821	.378	128	412	.311	415	606	.685	306	585	891	412	605	6	273	431	127	1921	60.0
OPPTS	32	-	6550	753	1750	.430	125	325	.385	417	559	.746	296	756	1052	492	588	3	228	519	127	2048	64.0

### Storm Season Notes

- The Storm finished eighth in the Western Conference, 18 games behind Los Angeles.
- The team's 10-22 record was a four-game improvement over the inaugural season.
- Rookie forward Lauren Jackson, the first overall pick in the 2001 WNBA Draft, became the first Storm player to be named a WNBA All-Star and played in the 2001 WNBA All-Star Game.
- Jackson led all WNBA rookies in scoring, rebounding, steals and blocked shots and was the WNBA Rookie of the Year runner-up.
- Rookie guard Semeka Randall scored a then-franchise-record 28 points vs. Orlando on June 12, 2001.

# 2001 GAME BY GAME RESULTS



Date	Opponent	Team	Home	Road	Total	High Scoring	High Rebound	High Assist	Opp. Scoring	Atten.
<b>MAY</b>										
May 31	PHOENIX	W 83- 70	1-0	0-0	1-0	Jackson-21	S. Edwards-8	Henning-5	Edwards-14 Harrison-14	7,567
<b>JUNE</b>										
Jun 3	@Washington	L 63- 68	1-0	0-1	1-1	Randall-16	Jackson-7 S. Edwards-7	Henning-6	Holdsclaw-18	17,310
Jun 4	@Indiana	W74- 71*	1-0	1-1	2-1	Jackson-18	Steding-8	Henning-6	Scott-18	7,021
Jun 7	MIAMI	L 57- 70	1-1	1-1	2-2	Jackson-16	Barnes-5	Henning-4	Brondello-23	6,430
Jun 9	@Utah	W 73- 65	1-1	2-1	3-2	Steding-16	S. Edwards-8	Henning-4 Randall-4	Ferdinand-Harris-1	6,323
Jun 12	ORLANDO	W 70- 63	2-1	2-1	4-2	Randall-28	S. Edwards-14	S. Edwards-3 Henning-3	McWilliams-Frank-1	3,873
Jun 14	CLEVELAND	L 36- 58	2-2	2-1	4-3	Jackson-12	Smith-3 Randall-5 Smith-5	Randall-3	Melvin-16	3,821
Jun 16	LOS ANGELES	L 60- 73	2-3	2-1	4-4	Jackson-19	Randall-7	Lovelace-3	Leslie-22	6,964
Jun 18	CHARLOTTE	W 60- 52	3-3	2-1	5-4	Jackson-18	Jackson-9	Jackson-3	Stinson-13	4,016
Jun 19	@Portland	L 43- 58	3-3	2-2	5-5	Jackson-11	Jackson-8	Redd-2	Bevilaqua-12	8,151
Jun 22	@Phoenix	W 58- 55	3-3	3-2	6-5	Jackson-17	S. Edwards-8 Jackson-8	Henning-3 Vodichkova-3	Fallon-12	7,123
Jun 25	@Utah	W 65- 47	3-3	4-2	7-5	Jackson-14	Jackson-9 Smith-3	Jackson-3	Williams-14	5,833
Jun 28	@Minnesota	L 59- 68	3-3	4-3	7-6	Vodichkova-14	Vodichkova-5 S. Edwards-5	Henning-4	Smith-26	7,505
Jun 30	SACRAMENTO	L 59- 65	3-4	4-3	7-7	Jackson-18	Jackson-5	Randall-6	Griffith-15	7,048
<b>JULY</b>										
Jul 3	WASHINGTON	L 69- 72^	3-5	4-3	7-8	Jackson-24	Jackson-12	Henning-4 Marciniak-4 Redd-4	McCray-20	4,312
Jul 4	@Portland	W 61- 56	3-5	5-3	8-8	Jackson-18 Redd-18	Jackson-12	Randall-4	Stiles-18	7,928
Jul 7	@Charlotte	L 38- 48	3-5	5-4	8-9	S. Edwards-14	S. Edwards-5 Randall-5	Henning-3	Staley-15	7,007
Jul 10	@Cleveland	L 53- 59	3-5	5-5	8-10	Jackson-17	Jackson-7	Henning-6	Brown-18	7,018
Jul 11	@New York	L 53- 67	3-5	5-6	8-11	S. Edwards-16	S. Edwards-7	Henning-3 Smith-3	Hammon-16	14,176
Jul 13	HOUSTON	L 55- 58	3-6	5-6	8-12	S. Edwards-19	Jackson-5 S. Edwards-5	Henning-7	Thompson-22	5,026
Jul 18	@Minnesota	L 58- 68	3-6	5-7	8-13	Jackson-21	Jackson-10	S. Edwards-3 Jackson-3 Smith-3	Abrosimova-21	5,627
Jul 20	PORTLAND	L 49- 56	3-7	5-7	8-14	Randall-14	Randall-6	Henning-5	Witherspoon-21	9,232
Jul 21	@Los Angeles	L 79- 85	3-7	5-8	8-15	Redd-24	Jackson-6	Marciniak-4	Leslie-19	11,519
Jul 24	DETROIT	W 74- 69*	4-7	5-8	9-15	Jackson-25	Jackson-9	Henning-4	Ndiaye-Diatta-23	4,323
Jul 27	PHOENIX	L 54- 56	4-8	5-8	9-16	Randall-19	Jackson-13	Jackson-2	Stepanova-11	5,278
Jul 30	@Houston	L 51- 55	4-8	5-9	9-17	Jackson-16	Tied with-4	Redd-2 Vodichkova-2	Arcaïn-16	12,573
<b>AUGUST</b>										
Aug 3	UTAH	L 61- 64	4-9	5-9	9-18	Jackson-16	Jackson-6	Tied with-2	Goodson-15 Ferdinand-Harris-15	5,873
Aug 4	@Los Angeles	L 60- 79	4-9	5-10	9-19	Jackson-26	Jackson-7	Marciniak-8	Leslie-22	9,493
Aug 8	HOUSTON	W 72- 55	5-9	5-10	10-19	S. Edwards-17	Marciniak-6 Jackson-6	Marciniak-5 Redd-5	Arcaïn-24	6,003
Aug 10	MINNESOTA	L 51- 65	5-10	5-10	10-20	Jackson-13	Barnes-6	Henning-4	Smith-22	7,823
Aug 11	@Sacramento	L 61- 81	5-10	5-11	10-21	Redd-24	Barnes-8	Marciniak-5	Griffith-25	13,873
Aug 14	SACRAMENTO	L 62- 72	5-11	5-11	10-22	Lovelace-14 Redd-14	S. Edwards-7	Marciniak-4	Griffith-19	7,668

\* OT Game  
^ 4OT Game



Back row (L-R): Athletic Trainer Sheri Hedlund, Strength & Conditioning Coach Daniel Shapiro, Director of Basketball Operations Missy Bequette, Adia Barnes, Kate Starbird, Danielle McCulley, Simone Edwards, Kamila Vodichkova, Takeisha Lewis, Assistant Coach Gary Kloppenburg, Head Coach Lin Dunn, Coord. of Player Development Chris Brown, Assistant Coach Carrie Graf  
 Front row (L-R): Amanda Lassiter, Lauren Jackson, Jamie Redd, Sue Bird, Michelle Marciniak, Felica Ragland, Kate Paye

## 2002 Seattle Storm

### Regular Season Statistics (17-15)

PLAYER	G	GS	MIN	FG	FGA	PCT	FG3	FG3A	3PCT	FT	FTA	PCT	OR	DR	REB	AST	PF	DQ	STL	TO	BLK	PTS	AVG
Jackson	28	28	882	186	462	.403	42	120	.350	68	90	.756	66	124	190	41	95	1	30	47	81	482	17.2
Bird	32	32	1121	151	375	.403	57	142	.401	102	112	.911	17	66	83	191	48	0	55	109	3	461	14.4
Vodichkova	32	30	817	114	245	.465	13	38	.342	54	67	.806	61	115	176	47	96	1	36	55	18	295	9.2
Edwards	32	5	694	84	158	.532	1	1	1.000	54	73	.740	46	95	141	19	66	0	21	44	12	223	7.0
Randall	21	16	458	47	133	.353	4	19	.211	36	51	.706	38	30	68	29	33	0	20	36	1	134	6.4
Redd	10	0	112	17	34	.500	9	18	.500	9	12	.750	8	5	13	7	17	0	2	7	0	52	5.2
Ragland	31	3	432	48	125	.384	22	55	.400	23	28	.821	27	21	48	23	44	0	27	29	1	141	4.5
Lassiter	30	22	600	47	140	.336	20	71	.282	13	19	.684	24	45	69	57	62	1	29	51	21	127	4.2
Barnes	26	17	493	37	111	.333	1	4	.250	15	29	.517	45	57	102	28	64	1	32	25	9	90	3.5
Starbird	24	0	274	30	69	.435	7	19	.368	12	16	.750	3	23	26	19	35	0	15	13	8	79	3.3
Marciniak	23	1	280	24	68	.353	2	8	.250	22	29	.759	8	20	28	38	33	0	11	25	2	72	3.1
Henning	8	5	207	8	22	.364	0	4	.000	2	4	.500	8	18	26	15	15	0	9	7	1	18	2.3
Lewis	14	0	57	4	10	.400	0	1	.000	10	18	.556	7	17	24	3	12	0	2	7	0	18	1.3
Paye	19	0	114	7	19	.368	6	16	.375	1	2	.500	2	5	7	5	18	1	3	8	0	21	1.1
McCulley	4	1	43	0	12	.000	0	3	.000	2	2	1.000	3	4	7	1	5	0	1	2	0	2	0.5
STORM	32	-	6450	794	1948	.408	182	506	.360	418	543	.770	362	633	995	514	623	5	282	477	151	2188	68.4
OPPPTS	32	-	6450	783	1818	.431	102	342	.298	435	587	.741	307	662	969	488	563	5	254	531	125	2103	65.7

### Storm Season Notes

- The Storm finished fourth in the Western Conference with a 17-15 record.
- Seattle set franchise records with 17 wins, a five-game winning streak and four straight sellouts.
- The Storm qualified for the WNBA Playoffs for the first time in franchise history, earning the fourth seed.
- Seattle fell to Los Angeles 2-0 in the first round of the 2002 WNBA Playoffs.
- No. 1 draft pick Sue Bird was named All-WNBA First Team, voted as a starter at the 2002 WNBA All-Star Game and selected as the runner-up for Rookie of the Year.
- Lauren Jackson was named to the WNBA All-Star Game for the second straight season.
- Bird scored a franchise-record 33 points vs. Portland on Aug. 9, 2002.
- Bird was second in the WNBA in assists per game (6.0 apg) and first in free throw percentage (91.1 percent).
- Jackson registered a franchise-record eight blocks vs. Utah on Aug. 11, 2002.
- Jackson finished fourth in the WNBA in scoring (17.2 ppg) and third in blocks (2.89 bpg).
- The team's original general manager and head coach Lin Dunn resigned on Sept. 3, 2002.

# 2002 GAME BY GAME RESULTS



Date	Opponent	Team	Home	Road	Total	High Scoring	High Rebound	High Assist	Opp. Scoring	Atten.
<b>MAY</b>										
May 30	NEW YORK	L 61- 78	0-1	0-0	0-1	Bird-18	Ragland-8	Bird-6	Robinson-17	7,842
<b>JUNE</b>										
Jun 2	@Portland	W 57- 47	0-1	1-0	1-1	Bird-14	Vodichkova-10	Bird-5	Crawley-16	8,627
Jun 4	MINNESOTA	W 78- 68*	1-1	1-0	2-1	Bird-27	Vodichkova-12	Bird-7	Abrosimova-16	4,318
Jun 6	CHARLOTTE	W 65- 59	2-1	1-0	3-1	Bird-17	Henning-8	Bird-7	Sutton-Brown-11	3,927
Jun 9	UTAH	L 68- 71	2-2	1-0	3-2	Randall-21	Vodichkova-5	Bird-3	Dydek-22	5,139
							Bird-5	Randall-3		
Jun 11	PORTLAND	L 63- 70	2-3	1-0	3-3	Bird-19	Vodichkova-9	Bird-3	Figgs-16	3,715
								Henning-3		
Jun 14	@Phoenix	W 90- 82	2-3	2-0	4-3	Jackson-23	Vodichkova-9	Bird-8	Gillom-25	8,237
Jun 15	@Utah	L 54- 61	2-3	2-1	4-4	Bird-19	Jackson-13	Bird-4	Ferdinand-Harris-1	5,852
Jun 18	LOS ANGELES	L 68- 80	2-4	2-1	4-5	Jackson-23	Jackson-10	Bird-5	Mabika-23	6,410
Jun 20	@Sacramento	L 64- 72	2-4	2-2	4-6	Jackson-15	Jackson-11	Vodichkova-4	Smith-20	7,259
							Vodichkova-11			
Jun 21	INDIANA	W 63- 51	3-4	2-2	5-6	Vodichkova-20	Vodichkova-6	Jackson-5	Scott-12	5,232
							Jackson-6			
Jun 23	SACRAMENTO	W 86- 60	4-4	2-2	6-6	Vodichkova-15	Vodichkova-8	Bird-7	Smith-14	6,138
Jun 26	@Phoenix	L 53- 62	4-4	2-3	6-7	Jackson-13	Edwards-6	Bird-7	Harrison-22	7,836
Jun 27	ORLANDO	W 73- 71	5-4	2-3	7-7	Marciniak-18	Vodichkova-5	Bird-7	Sales-15	4,718
<b>JULY</b>										
Jul 2	@New York	L 63- 74	5-4	2-4	7-8	Jackson-17	Vodichkova-9	Bird-6	Phillips-19	14,401
Jul 5	@Cleveland	W 73- 65	5-4	3-4	8-8	Jackson-19	Randall-10	Bird-12	Taylor-16	11,114
Jul 7	@Miami	L 61- 65*	5-4	3-5	8-9	Jackson-13	Jackson-11	Bird-11	Lennox-19	7,973
Jul 9	@Houston	L 59- 67	5-4	3-6	8-10	Jackson-16	Vodichkova-8	Bird-5	Swoopes-24	10,051
Jul 11	LOS ANGELES	W 79- 60	6-4	3-6	9-10	Jackson-21	Barnes-8	Bird-5	Leslie-21	6,357
								Lassiter-5		
Jul 12	CLEVELAND	L 58- 62	6-5	3-6	9-11	Jackson-22	Jackson-7	Bird-7	Wauters-16	8,072
Jul 19	PHOENIX	W 89- 48	7-5	3-6	10-11	Jackson-22	Barnes-9	Marciniak-5	Grubin-10	6,759
							Edwards-9			
							Jackson-9			
Jul 20	HOUSTON	L 54- 56	7-6	3-6	10-12	Bird-21	Vodichkova-8	Barnes-3	Thompson-18	9,686
								Lassiter-3		
								Jackson-3		
Jul 23	@Houston	L 54- 66	7-6	3-7	10-13	Bird-20	Barnes-6	Bird-7	Swoopes-19	10,205
Jul 25	@Orlando	W 79- 76	7-6	4-7	11-13	Jackson-27	Edwards-9	Bird-11	S. Johnson-17	6,449
Jul 27	@Washington	W 80- 71	7-6	5-7	12-13	Jackson-25	Jackson-10	Bird-5	Holdslaw-32	18,311
Jul 28	@Detroit	W 72- 59	7-6	6-7	13-13	Bird-18	Starbird-7	Bird-5	Cash-15	6,308
Jul 31	MINNESOTA	W 75- 63	8-6	6-7	14-13	Bird-22	Jackson-7	Bird-4	Smith-13	9,686
<b>AUGUST</b>										
Aug 1	@Los Angeles	W 81- 76	8-6	7-7	15-13	Jackson-19	Vodichkova-10	Bird-10	Leslie-30	11,915
Aug 4	@Minnesota	L 60- 73	8-6	7-8	15-14	Jackson-19	Vodichkova-6	Bird-5	Schweitzer-17	6,777
									Smith-17	
Aug 9	PORTLAND	W 83- 74	9-6	7-8	16-14	Bird-33	Jackson-13	Lassiter-7	Stiles-18	12,327
Aug 11	UTAH	W 74- 57	10-6	7-8	17-14	Jackson-27	Jackson-7	Bird-8	Azzi-10	11,448
									Ferdinand-Harris-10	
Aug 13	@Sacramento	L 51- 59	10-6	7-9	17-15	Edwards-18	Jackson-9	Tied with-2	Griffith-19	10,691

\* OT game





Back row (L-R): Assistant Coach Jenny Boucek, Assistant Coach Jessie Kenlaw, Adia Barnes, Danielle McCulley, Simone Edwards, Kamila Vodichkova, Alisa Burras, Lauren Jackson, Head Coach Anne Donovan  
 Front row (L-R): Rita Williams, Tully Bevilaqua, Jung Sun-Min, Amanda Lassiter, Sue Bird, Sandy Brondello, Athletic Trainer Sheri Hedlund

## 2003 Seattle Storm

### Regular Season Statistics (18-16)

PLAYER	G	GS	MIN	FG	FGA	PCT	FG3	FG3A	3PCT	FT	FTA	PCT	OR	DR	REB	AST	PF	DQ	STL	TO	BLK	PTS	AVG
Jackson	33	33	1109	254	526	.483	39	123	.317	151	183	.825	82	225	307	62	106	1	38	69	64	698	21.2
Bird	34	34	1136	155	368	.421	49	140	.350	61	69	.884	22	91	113	221	47	0	48	110	1	420	12.4
Vodichkova	28	27	709	101	213	.474	0	5	.000	82	101	.812	55	88	143	31	101	4	20	53	21	284	10.1
Brondello	34	34	975	117	282	.415	21	48	.438	25	31	.806	19	37	56	69	58	0	31	37	2	280	8.2
Barnes	16	16	396	32	84	.381	12	31	.387	12	21	.571	26	39	65	23	36	1	11	18	7	88	5.5
Lassiter	32	18	733	60	156	.385	24	73	.329	19	30	.633	33	79	112	42	92	2	27	42	26	163	5.1
Edwards	34	6	577	61	134	.455	0	0	---	35	56	.625	54	79	133	16	55	0	10	31	9	157	4.6
Burras	27	2	270	35	75	.467	0	0	---	19	27	.704	27	34	61	5	58	0	5	25	5	89	3.3
Williams	32	0	381	28	75	.373	11	43	.256	11	15	.733	3	19	22	41	34	0	14	27	0	78	2.4
Massaline	24	0	222	20	63	.317	6	20	.300	7	7	1.000	12	9	21	8	12	0	5	10	0	53	2.2
Bevilaqua	31	0	252	17	51	.333	8	21	.381	16	21	.762	9	17	26	32	30	0	14	20	1	58	1.9
Jung	17	0	118	13	32	.406	0	7	.000	4	4	1.000	1	9	10	1	13	0	5	5	0	30	1.8
Amachree	7	0	47	3	10	.300	0	0	---	2	4	.500	4	10	14	0	3	0	5	9	2	8	1.1
McCulley	7	0	26	1	6	.167	0	1	.000	0	0	---	0	1	1	0	3	0	0	4	0	2	0.3
STORM	34	-	6850	890	2045	.435	166	500	.332	442	567	.780	342	732	1074	548	644	8	232	465	138	2388	70.2
OPPTS	34	-	6850	844	2039	.414	145	437	.332	441	591	.746	352	689	1041	456	570	9	245	459	104	2274	66.9

### Storm Season Notes

- The Storm finished fifth in the Western Conference with a 18-16 record.
- Seattle set a franchise record with 18 wins.
- Sue Bird was named All-WNBA First Team and was voted a starter at the 2003 WNBA All-Star Game.
- Lauren Jackson was named 2003 WNBA MVP, All-WNBA First Team and was voted to the 2003 Western Conference All-Star Team for the third straight season.
- On June 7, Jackson became the youngest player in WNBA history to reach 1,000 career points at 22 years, 27 days old.
- Jackson recorded the fifth 20-20 game in WNBA history vs. Charlotte on July 31, 2003 finishing with 23 points and a team-record and career-high 20 rebounds.
- Jackson set a career-high and Storm record with 34 points on a WNBA-record 17 field goals on Aug. 6, 2003 vs. Los Angeles.
- Jackson finished first in the WNBA in scoring (21.2 ppg), third in blocks (1.94 bpg) and fourth in rebounds per game (9.3 rpg).
- Through the 2003 season, Jackson was the Storm's all-time leading scorer (1,622 points) and rebounder (690 rebounds).

# 2003 GAME BY GAME RESULTS



Date	Opponent	Team	Home	Road	Total	High Scoring	High Rebound	High Assist	Opp. Scoring	Atten.
<b>MAY</b>										
May 22	@Houston	L 64- 75	0-0	0-1	0-1	Bird-19	Barnes-5 Jackson-5	Bird-10	Swoopes-27	9,658
May 24	@San Antonio	L 56- 65	0-0	0-2	0-2	Jackson-15	Jackson-7	Bird-5	Ferdinand-Harris-2	15,593
May 30	LOS ANGELES	L 74- 77*	0-1	0-2	0-3	Bird-22	Jackson-8 Vodichkova-8	Bird-7	Leslie-20	9,686
<b>JUNE</b>										
Jun 3	SACRAMENTO	W 70- 56	1-1	0-2	1-3	Jackson-22	Jackson-13	Bird-5	Smith-14	4,528
Jun 7	PHOENIX	W 66- 57	2-1	0-2	2-3	Jackson-27	Jackson-14	Bird-10	DeForge-16	6,549
Jun 10	INDIANA	W 78- 51	3-1	0-2	3-3	Jackson-20	Edwards-7	Bird-8	Catchings-13 White-13	5,638
Jun 14	MINNESOTA	L 72- 77	3-2	0-2	3-4	Jackson-18	Vodichkova-7	Bird-4	Smith-32	6,486
Jun 17	@Phoenix	W 61- 60	3-2	1-2	4-4	Jackson-23	Jackson-10	Bird-5	DeForge-22	8,950
Jun 19	@Los Angeles	W 69- 67	3-2	2-2	5-4	Brondello-21	Jackson-9	Bird-12	Leslie-21	8,861
Jun 21	@Sacramento	L 64- 69	3-2	2-3	5-5	Jackson-19	Jackson-9	Bird-6	Griffith-22	9,269
Jun 22	SAN ANTONIO	W 93- 53	4-2	2-3	6-5	Jackson-24	Jackson-9	Bird-6	Goodson-15	6,395
Jun 27	@Cleveland	W 71- 59	4-2	3-3	7-5	Jackson-16	Bird-7	Bird-12	Melvin-15	6,065
Jun 28	@Indiana	L 70- 79	4-2	3-4	7-6	Brondello-19	Edwards-11	Bird-11	Catchings-20	7,890
Jun 30	@Charlotte	W 83- 71	4-2	4-4	8-6	Jackson-22	Burras-6	Bird-5	Feaster-18	5,003
<b>JULY</b>										
Jul 3	WASHINGTON	W 76- 72	5-2	4-4	9-6	Jackson-25	Vodichkova-9	Bird-10	Holdslaw-21	7,042
Jul 5	@Los Angeles	L 75- 84	5-2	4-5	9-7	Bird-27	Barnes-9	Brondello-7	Leslie-23	9,820
Jul 15	HOUSTON	W 69- 55	6-2	4-5	10-7	Jackson-18 Vodichkova-18	Bird-8	Bird-10	Swoopes-17	6,718
Jul 17	@Connecticut	W 67- 65	6-2	5-5	11-7	Jackson-20	Edwards-9	Bird-7	McWilliams-Frank-1	9,341
Jul 18	@Detroit	L 61- 74	6-2	5-6	11-8	Jackson-23	Jackson-7	Jackson-4	Powell-16	6,923
Jul 20	@Minnesota	L 58- 69	6-2	5-7	11-9	Jackson-30	Vodichkova-6	Williams-5	Smith-19	6,992
Jul 23	NEW YORK	W 75- 65	7-2	5-7	12-9	Jackson-27	Vodichkova-10	Bird-8	Johnson-17	8,003
Jul 25	PHOENIX	W 82- 53	8-2	5-7	13-9	Jackson-26	Jackson-10	Bird-6	Jackson-13	6,753
Jul 26	@Sacramento	L 63- 76	8-2	5-8	13-10	Jackson-23	Jackson-10	Bird-5 Brondello-5	Walker-21 7,411	
Jul 31	CHARLOTTE	W 69- 54	9-2	5-8	14-10	Jackson-23	Jackson-20	Bird-8	Staley-16	6,289
<b>AUGUST</b>										
Aug 2	@Minnesota	L 71- 73	9-2	5-9	14-11	Bird-17	Jackson-12	Bird-4	Burse-20	6,555
Aug 6	LOS ANGELES	W 92- 56	10-2	5-9	15-11	Jackson-34	Jackson-13	Bird-10	Mabika-15 Teasley-15	8,305
Aug 8	MINNESOTA	W 68- 65	11-2	5-9	16-11	Jackson-16	Jackson-11	Bird-5	Smith-20	8,494
Aug 12	SAN ANTONIO	L 77- 87	11-3	5-9	16-12	Jackson-32	Jackson-18	Bird-8	Azzi-18 Ferdinand-Harris-18	7,300
Aug 15	@Phoenix	L 50- 64	11-3	5-10	16-13	Bird-14 Jackson-14	Jackson-8 Lassiter-8	Brondello-4	Jackson-20	9,423
Aug 17	DETROIT	L 86- 95	11-4	5-10	16-14	Jackson-23	Jackson-13	Bird-5	Nolan-18	7,590
Aug 19	@Houston	L 47- 52	11-4	5-11	16-15	Jackson-16	Jackson-15	Bird-5	Swoopes-17	8,306
Aug 20	@San Antonio	L 70- 78*	11-4	5-12	16-16	Jackson-22	Jackson-14	Bird-5	Goodson-26	9,045
Aug 23	HOUSTON	W 71- 64	12-4	5-12	17-16	Jackson-22	Jackson-8	Bird-5	Thompson-18	7,786
Aug 25	SACRAMENTO	W 70- 57	13-4	5-12	18-16	Jackson-18	Jackson-9	Bird-8	Smith-13	7,295

\* OT game



Back row (L-R): Janell Burse, Kamila Vodichkova, Simone Edwards, Lauren Jackson, Sheri Sam, Alicia Thompson  
 Front row (L-R): Adia Barnes, Betty Lennox, Tully Bevilaqua, Michelle Greco, Sue Bird, Trina Frierson

## 2004 Seattle Storm Regular Season Statistics (20-14)

PLAYER	G	GS	MIN	FG	FGAPCT	FG3	FG3A	3PCT	FT	FTA	PCT	OR	DR	REB	AST	PF	DQ	STL	TO	BLK	PTS	AVG	
Jackson	31	31	1070	220	.478	52	115	.452	142	175	.811	64	143	207	51	93	0	31	67	62	634	20.5	
Bird	34	34	1136	151	.326	64	146	.438	73	85	.859	22	84	106	184	48	0	51	87	54	39	12.9	
Lennox	32	32	920	139	.330	.421	22	83	.265	58	.68	.853	28	131	159	79	89	0	34	77	3	358	11.2
Sam	34	32	1018	117	.284	.412	11	42	.262	65	.76	.855	42	97	139	82	108	1	53	63	6	310	9.1
Vodichkova	34	34	873	94	.241	.390	1	2	.500	84	.108	.778	65	103	168	55	110	5	32	73	12	273	8.0
Burse	29	0	514	51	.119	.429	0	0	---	39	.67	.582	51	45	96	19	84	2	23	41	36	141	4.9
Bevilaqua	34	0	358	24	.60	.400	11	26	.423	20	.29	.690	6	20	26	29	48	0	38	26	2	79	2.3
Thompson	23	2	182	24	.54	.444	3	16	.188	1	.2	.500	8	16	24	9	9	0	6	7	0	52	2.3
Greco	13	0	73	10	.18	.556	0	2	.000	9	.13	.692	3	7	10	8	6	0	3	8	0	29	2.2
Edwards	23	3	257	20	.55	.364	0	0	---	8	.19	.421	25	31	56	5	25	0	8	13	3	48	2.1
Barnes	34	2	402	21	.69	.304	3	6	.500	22	.31	.710	33	30	63	31	38	0	23	24	2	67	2.0
Frierson	5	0	22	2	.9	.222	0	1	.000	3	.3	1.000	3	2	5	0	7	0	0	1	0	7	1.4
STORM	34	-	6825	873	.2025	.431	167	439	.380	524	.676	.775	350	709	1059	552	665	8	302	499	131	2437	71.7
OPPTS	34	-	6825	851	.1989	.428	139	391	.355	423	.592	.715	303	679	982	507	678	4	252	527	137	2264	66.6

### Storm Season Notes

- The Storm finished second in the Western Conference with a 20-14 record, setting the then franchise mark for regular-season wins.
- Seattle won its first WNBA Championship, the city's first professional sports title in 25 years.
- Betty Lennox, who was selected by the Storm in the 2004 WNBA Dispersal Draft, was named the WNBA Finals MVP after leading all players in the championship series by scoring an average of 22.3 points per game.
- Lauren Jackson averaged 20.5 points per game to lead the WNBA in scoring for the second consecutive year.
- Sue Bird and Jackson were named to the All-WNBA First Team. It was Bird's third year in a row and Jackson's second straight year receiving the honor.
- Head Coach Anne Donovan became the first female coach to win the WNBA Championship. During the season, she also served as an assistant coach on the
- 2004 gold-medal winning U.S. Women's Senior National Team at the Olympic Summer Games in Athens, Greece. Bird was also a member of the Olympic-champion U.S. squad.
- Jackson won the silver medal, leading the Australian National Team to the Olympic final against the U.S.

# 2004 GAME BY GAME RESULTS



Date	Opponent	Team	Home	Road	Total	High Scoring	High Rebound	High Assist	Opp. Scoring	Atten.
<b>MAY</b>										
May 20	MINNESOTA	W 88- 85	1-0	0-0	1-0	Jackson-31	Lennox-10	Bird-4 Lennox-4 Vodichkova-4	Edwards-17 Smith-17	6,624
May 22	LOS ANGELES	W 93- 67	2-0	0-0	2-0	Lennox-20	Jackson-7	Bird-5	Leslie-20	9,686
May 28	@Phoenix	L 76- 84	2-0	0-1	2-1	Bird-22	Jackson-11	Bird-2 Lennox-2	DeForge-24	5,368
<b>JUNE</b>										
Jun 1	@Los Angeles	L 70- 73	2-0	0-2	2-2	Jackson-17	Burse-9 Sam-9	Bird-5	Mabika-19	8,652
Jun 3	PHOENIX	W 72- 45	3-0	0-2	3-2	Lennox-17	Lennox-7	Bird-4 Vodichkova-4	DeForge-12	7,668
Jun 5	@Sacramento	W 65- 63	3-0	1-2	4-2	Sam-17	Jackson-8	Sam-8	Griffith-20	7,094
Jun 11	CONNECTICUT	W 68- 63	4-0	1-2	5-2	Jackson-22	Sam-12	Bird-6	Douglas-13 Jones-13	7,012
Jun 15	@New York	W 86- 62	4-0	2-2	6-2	Jackson-16	Jackson-12 Lennox-5	Bird-5	Wauters-15	9,769
Jun 18	@Houston	W 69- 63	4-0	3-2	7-2	Jackson-18	Jackson-6	Bird-6	Swoopes-33	7,409
Jun 19	@San Antonio	W 74- 61	4-0	4-2	8-2	Jackson-27	Lennox-9	Bird-9	Thomas-16	8,558
Jun 22	HOUSTON	L 57- 63	4-1	4-2	8-3	Jackson-16	Vodichkova-12	Bird-6	Swoopes-18	8,265
Jun 26	NEW YORK	L 62- 67	4-2	4-2	8-4	Vodichkova-15	Jackson-8	Bevilaqua-5	Hammon-15	4,527
<b>JULY</b>										
Jul 1	SAN ANTONIO	W 76- 52	5-2	4-2	9-4	Bird-20 Jackson-20	Sam-10	Bird-7	Goodson-10	6,371
Jul 3	SACRAMENTO	W 75- 61	6-2	4-2	10-4	Jackson-32	Jackson-12	Bird-6	Maiga-Ba-17	7,467
Jul 7	@Washington	L 69- 72	6-2	4-3	10-5	Jackson-22	Burse-7 Jackson-7 Jackson-8	Bird-6	Holdscraw-23	11,502
Jul 8	@Charlotte	L 67- 70	6-2	4-4	10-6	Jackson-24	Jackson-8	Bird-9	Feaster-19 Lewis-19	5,493
Jul 10	@Detroit	L 65- 70	6-2	4-5	10-7	Bird-21	Vodichkova-9	Bird-6	Nolan-21	10,741
Jul 12	SAN ANTONIO	W 75- 59	7-2	4-5	11-7	Jackson-25	Bird-8	Bird-9	Dydek-15	6,800
Jul 15	@Sacramento	W 66- 63	7-2	5-5	12-7	Jackson-18	Vodichkova-7	Lennox-6	Bolton-14	11,275
Jul 17	WASHINGTON	W 85- 83*	8-2	5-5	13-7	Jackson-33	Lennox-7	Bird-5 Lennox-5	Beard-18	7,867
Jul 22	INDIANA	W 59- 54	9-2	5-5	14-7	Jackson-25	Vodichkova-10	Bird-4	Catchings-15 Miller-15	8,579
Jul 24	HOUSTON	W 67- 63	10-2	5-5	15-7	Jackson-26	Jackson-9	Bird-4	Swoopes-23	8,107
Jul 27	@Houston	L 55- 80	10-2	5-6	15-8	Jackson-14	Vodichkova-6	Vodichkova-3 Jackson-3 Sam-3	Thompson-22	6,663
Jul 30	@Minnesota	W 70- 55	10-2	6-6	16-8	Lennox-23	Edwards-9	Bird-5	Hayden-12	8,788
<b>AUGUST</b>										
Aug 1	CHARLOTTE	W 87- 55	11-2	6-6	17-8	Jackson-25	Edwards-8 Jackson-8	Bird-5	Powell-14	8,338
<b>SEPTEMBER</b>										
Sep 1	SACRAMENTO	L 65- 73	11-3	6-6	17-9	Lennox-19	Vodichkova-7	Barnes-4	Griffith-18	8,408
Sep 3	@Los Angeles	L 81- 82	11-3	6-7	17-10	Bird-25	Vodichkova-8	Bird-5 Thompson-5	Leslie-26	9,721
Sep 4	@Phoenix	L 55- 63	11-3	6-8	17-11	Bird-12 Vodichkova-12	Vodichkova-8	Bird-3 Taurasi-18	P. Taylor-18	8,887
Sep 8	DETROIT	W 86- 67	12-3	6-8	18-11	Bird-23	Jackson-7	Bird-8	Ford-16	6,862
Sep 10	@Minnesota	L 61- 64	12-3	6-9	18-12	Bird-15	Bird-7 Lennox-5	Bird-5	Edwards-18	11,402
Sep 12	@Connecticut	L 64- 71	12-3	6-10	18-13	Jackson-24	Bird-5 Jackson-5	Bird-7	Douglas-21	9,341
Sep 13	@Indiana	W 76- 70	12-3	7-10	19-13	Jackson-20	Jackson-9	Bird-7	Catchings-16	9,656
Sep 15	PHOENIX	W 73- 58	13-3	7-10	20-13	Jackson-25	Lennox-8	Bird-8	Taurasi-20	7,855
Sep 18	LOS ANGELES	L 80- 83	13-4	7-10	20-14	Jackson-22	Jackson-8	Bird-6	Teasley-21	14,884

\* OT game



Back row (L-R): Equipment Manager Skyler Young, Head Coach Anne Donovan, Suzy Batkovic, Janell Burse, Lauren Jackson, Assistant Coach Jessie Kenlaw, Strength & Conditioning Coach Chattin Hill, Video Coordinator Ayana Clinton  
 Middle Row (L-R): Assistant Coach Jenny Boucek, Alicia Thompson, Natalia Vodopyanova, Simone Edwards, Iziane Castro-Marques, Director of Basketball Operations Missy Bequette  
 Front row (L-R): Assistant Athletic Trainer Kate Fitzmaurice, Tanisha Wright, Sue Bird, Betty Lennox, Francesca Zara, Athletic Trainer Anmarie Henkel

## 2005 Seattle Storm

### Regular Season Statistics (20-14)

PLAYER	G	GS	MIN	FG	FGA	PCT	FG3	FG3A	3PCT	FT	FTA	PCT	OR	DR	REB	AST	PF	DQ	STL	TO	BLK	PTS	AVG
Jackson	34	34	1176	206	450	.458	34	118	.288	151	181	.834	96	217	313	57	100	2	36	59	67	597	17.6
Lennox	28	26	800	123	314	.392	24	78	.308	76	87	.874	21	103	124	57	82	0	35	75	5	346	12.4
Bird	30	30	1020	130	294	.442	45	103	.437	59	69	.855	21	51	72	176	46	0	29	87	6	364	12.1
Burse	34	34	859	127	243	.523	0	0	---	86	123	.699	81	118	199	23	139	6	19	78	40	340	10.0
C-Marques	33	32	879	93	242	.384	24	72	.333	59	73	.808	23	74	97	49	73	0	18	59	4	269	8.2
Batkovic-B	29	0	461	76	174	.437	2	7	.286	45	58	.776	26	68	94	26	85	1	17	32	24	199	6.9
Wright	34	8	528	49	106	.462	0	1	.000	24	36	.667	20	37	57	53	60	1	18	40	3	122	3.6
Thompson	30	1	329	32	81	.395	7	22	.318	12	16	.750	10	35	45	14	17	0	4	18	4	83	2.8
Zara	34	4	413	34	85	.400	5	22	.227	17	21	.810	11	28	39	51	29	0	16	41	1	90	2.6
Edwards	28	0	201	24	41	.585	0	0	---	7	12	.583	9	22	31	3	13	0	4	4	2	55	2.0
Stevenson	4	1	53	3	12	.250	0	1	.000	0	0	---	2	4	6	1	3	0	2	4	0	6	1.5
Vodopyanova	17	0	98	8	22	.364	1	5	.200	8	12	.667	3	17	20	10	9	0	3	8	2	25	1.5
Baffle	2	0	8	1	2	.500	0	0	---	0	0	---	0	2	2	0	1	0	0	1	0	2	1.0
STORM	34	-	6825	906	2066	.439	142	429	.331	544	688	.791	323	776	1099	520	657	10	201	516	158	2498	73.5
OPPTS	34	-	6825	892	2163	.412	133	419	.317	490	646	.759	334	686	1020	568	691	5	267	438	154	2407	70.8

### Storm Season Notes

- The Storm finished second in the Western Conference with a 20-14 record, matching the then franchise mark for regular-season wins.
- Seattle made its third postseason appearance, falling 2-1 to Houston in the First Round.
- The Storm set a club record by posting a 14-3 mark at KeyArena. The Storm finished the season with a nine-game home winning streak, the longest in team history.
- Sue Bird and Lauren Jackson were both named to the All-WNBA First Team. Bird received the honor for the fourth consecutive year and Jackson for her third straight year.
- Both Bird and Jackson were named as starters for the Western Conference in the 2005 WNBA All-Star Game
- Anne Donovan became the first female coach in WNBA history to win 100 games when the Storm beat the Minnesota Lynx at KeyArena on Aug. 18.  
 Donovan became the fourth coach overall to reach the 100-win plateau.
- Sue Bird won the WNBA's assist title after finishing second the previous three seasons.
- The Storm broke the 150,000 barrier in attendance as 150,760 fans attended games at KeyArena. Seattle's 11 percent increase over 2004 attendance was the largest in the league.
- On Aug. 27, Donovan signed a contract extension to remain head coach of the Storm.

# 2005 GAME BY GAME RESULTS



Date	Opponent	Team	Home	Road	Total	High Scoring	High Rebound	High Assist	Opp. Scoring	Atten.
<b>MAY</b>										
May 21	LOS ANGELES	L 50- 68	0-1	0-0	0-1	Lennox-14	Burse-11	Bird-3	Leslie-23	11,726
May 27	HOUSTON	W 79- 69	1-1	0-0	1-1	Lennox-24	Jackson-12	Bird-7	Snow-17	7,219
May 29	SAN ANTONIO	W 79- 51	2-1	0-0	2-1	Jackson-21	Jackson-7	Bird-5	Palmer-9	6,910
<b>JUNE</b>										
Jun 2	@Phoenix	W 78- 67	2-1	1-0	3-1	Burse-21	Jackson-14	Bird-6	Taurasi-27	7,132
Jun 4	INDIANA	W 83- 77	3-1	1-0	4-1	Jackson-24	Jackson-15	Bird-7	White-26	8,651
Jun 7	@Connecticut	L 69- 81	3-1	1-1	4-2	Jackson-20	Jackson-6	Bird-4	Douglas-20	7,080
Jun 8	@Detroit	W 76- 61	3-1	2-1	5-2	Burse-18	Batkovic-Brown-7 Burse-7 Jackson-7	Lennox-4	Nolan-23	5,841
Jun 10	@Washington	L 52- 64	3-1	2-2	5-3	Lennox-18 Jackson-18	Jackson-9	Zara-4	Beard-16	10,024
Jun 12	@Charlotte	W 62- 60	3-1	3-2	6-3	Jackson-17	Jackson-14	Jackson-4	Sam-14	4,551
Jun 15	MINNESOTA	L 81- 86*	3-2	3-2	6-4	Jackson-26	Castro Marques-9	Wright-6	Smith-21	7,789
Jun 22	CONNECTICUT	W 95- 86	4-2	3-2	7-4	Lennox-29	Jackson-17	Bird-7	McWilliams-Frank-2	8,120
Jun 24	@Los Angeles	L 65- 76	4-2	3-3	7-5	Jackson-21	Lennox-6	Bird-10	Holdsclaw-27	7,833
Jun 26	@Minnesota	L 70- 73	4-2	3-4	7-6	Batkovic-Brown-12	Jackson-13	Castro Marques-5	Smith-22	5,352
Jun 28	@Houston	L 67- 71	4-2	3-5	7-7	Batkovic-Brown-16	Jackson-7	Bird-7	Swoopes-21	5,610
Jun 30	@San Antonio	L 69- 81	4-2	3-6	7-8	Jackson-17	Jackson-15	Jackson-3	Johnson-18	7,451
<b>JULY</b>										
Jul 3	SACRAMENTO	W 74- 67	5-2	3-6	8-8	Jackson-31	Jackson-13	Bird-8	Walker-14	8,371
Jul 6	@Phoenix	L 61- 73	5-2	3-7	8-9	Lennox-17	Lennox-11	Bird-5	Taylor-17	6,919
Jul 13	WASHINGTON	L 71- 78	5-3	3-7	8-10	Castro Marques-19	Jackson-8	Bird-7	Beard-15	11,080
Jul 15	SAN ANTONIO	W 92- 70	6-3	3-7	9-10	Jackson-27	Jackson-9	Bird-7	Milton-Jones-15 Mattera-17	7,447
Jul 16	@Los Angeles	W 78- 70	6-3	4-7	10-10	Jackson-20	Jackson-8	Bird-8	Ferdinand-Harris-17	10,151
Jul 19	NEW YORK	W 87- 78	7-3	4-7	11-10	Castro Marques-20	Burse-11	Bird-5	Leslie-19	7,361
Jul 23	DETROIT	W 74- 71	8-3	4-7	12-10	Jackson-21	Jackson-7 Jackson-4	Bird-4	Hammon-18	8,819
Jul 29	CHARLOTTE	W 79- 68	9-3	4-7	13-10	Burse-27	Burse-6	Bird-7	Nolan-22	8,819
Jul 31	LOS ANGELES	W 77- 72	10-3	4-7	14-10	Lennox-17 Jackson-17	Jackson-10	Bird-7	Perkins-21	8,213
Jul 31	LOS ANGELES	W 77- 72	10-3	4-7	14-10	Lennox-17 Jackson-17	Jackson-10	Bird-7	Leslie-18	10,097
<b>AUGUST</b>										
Aug 4	@Indiana	L 68- 78	10-3	4-8	14-11	Jackson-14	Jackson-9	Bird-6	Catchings-24	9,290
Aug 6	@New York	L 67- 79	10-3	4-9	14-12	Jackson-25	Jackson-7	Bird-10	Wauters-18	11,226
Aug 9	HOUSTON	W 71- 68	11-3	4-9	15-12	Jackson-27	Jackson-9 Jackson-3 Wright-3	Bird-3	Swoopes-34	9,470
Aug 12	@Minnesota	W 72- 66	11-3	5-9	16-12	Bird-20	Jackson-10	Bird-6	Jones-16	6,352
Aug 14	@Houston	L 72- 75	11-3	5-10	16-13	Jackson-18	Burse-11	Bird-4	Swoopes-23	7,992
Aug 18	MINNESOTA	W 76- 60	12-3	5-10	17-13	Jackson-18	Jackson-11	Bird-9	Ohlde-17	9,245
Aug 20	@Sacramento	L 65- 75	12-3	5-11	17-14	Jackson-16	Jackson-15	Wright-7	Griffith-26	13,027
Aug 23	@San Antonio	W 78- 51	12-3	6-11	18-14	Lennox-12 Wright-12	Jackson-11	Bird-7	Mattera-14	5,508
Aug 25	SACRAMENTO	W 76- 63	13-3	6-11	19-14	Burse-17	Castro Marques-8	Bird-5 Zara-5 Wright-5	Powell-17	9,686
Aug 27	PHOENIX	W 85- 74	14-3	6-11	20-14	Bird-20	Batkovic-Brown-6	Bird-7	Taurasi-31	11,206

\* OT game



Back row (L-R): Cisti Greenwalt, Barbara Turner, Wendy Palmer, Janell Burse, Sue Bird, Lauren Jackson, Betty Lennox, Tiffani Johnson, Shaunzinski Gortman, Iziane Castro-Marques, Tanisha Wright, Edwige Lawson-Wade

## 2006 Seattle Storm

### Regular Season Statistics (18-16)

PLAYER	G	GS	MIN	FG	FGA	PCT	FG3	FG3A	3PCT	FT	FTA	PCT	OR	DR	REB	AST	PF	DQ	STL	TO	BLK	PTS	AVG
Jackson	34	34	1176	206	450	.458	34	118	.288	151	181	.834	96	217	313	57	100	2	36	59	67	597	17.6
Jackson	30	30	853	193	361	.535	29	77	.377	170	189	.899	70	160	230	48	90	1	24	40	51	585	19.5
Lennox	34	34	887	191	423	.452	29	90	.322	54	71	.761	34	103	137	73	92	2	36	98	5	465	13.7
Bird	34	34	1066	137	333	.411	56	153	.366	59	68	.868	24	78	102	162	60	1	61	88	5	389	11.4
Burse	27	27	741	113	221	.511	1	1	1.000	73	109	.670	63	115	178	22	91	1	17	55	25	300	11.1
Palmer	5	2	120	16	33	.485	1	3	.333	14	19	.737	13	25	38	3	17	0	5	10	3	47	9.4
C. Marques	34	26	657	91	194	.469	25	65	.385	39	59	.661	16	56	72	47	58	0	23	49	2	246	7.2
Turner	34	9	622	71	159	.447	10	40	.250	64	77	.831	26	60	86	48	56	0	13	47	6	216	6.4
Johnson	32	8	638	61	147	.415	0	0	---	28	37	.757	31	93	124	17	66	0	10	31	17	150	4.7
Wright	33	0	507	42	119	.353	2	14	.143	38	45	.844	19	41	60	41	53	0	11	53	2	124	3.8
Gortman	20	0	264	20	55	.364	2	12	.167	14	18	.778	9	39	48	17	32	0	11	25	2	56	2.8
Lawson-Wade	26	0	211	17	45	.378	5	19	.263	4	6	.667	2	19	21	29	20	0	15	19	1	43	1.7
Robinson	29	5	324	18	54	.333	1	2	.500	5	16	.313	34	44	78	13	53	0	8	22	16	42	1.4
Greenwalt	5	0	23	0	7	.000	0	0	---	2	4	.500	2	6	8	0	9	0	0	0	0	2	0.4
Chones	3	0	14	0	2	.000	0	0	---	0	0	---	0	0	0	0	4	0	0	1	0	0	0.0
STORM	34	-	6800	961	2124	.452	160	475	.337	562	712	.789	327	821	1148	514	682	5	232	570	127	2644	77.8
OPPTS	34	-	6800	940	2218	.424	164	484	.339	531	707	.751	321	710	1031	520	684	8	297	486	116	2575	75.7

### Storm Season Notes

- The Storm finished fourth in the Western Conference with a record of 18-16 and earned a playoff berth for the third consecutive season.

Seattle's nine road victories were a franchise record.

- Seattle fell to Los Angeles 2-1 in the First Round of the WNBA Playoffs.
- Sue Bird and Lauren Jackson were both named to the WNBA's All-Decade Team.
- Both Bird and Jackson were also named as starters for the Western Conference at the WNBA All-Star Game.
- Jackson tallied her 3,000th career point on June 7 at Chicago, becoming the youngest (25 years, 33 days) and fastest (162 career games) player in WNBA history to reach the milestone.
- The victory over Charlotte on Aug. 5 was the 120th of Anne Donovan's career, moving her past Michael Cooper and into third place on the league's all-time wins list.

# 2006 GAME BY GAME RESULTS



Date	Opponent	Team	Home	Road	Total	High Scoring	High Rebound	High Assist	Opp. Scoring	Atten.
<b>MAY</b>										
May 21	LOS ANGELES	W 90- 67	1-0	0-0	1-0	Jackson-23	Palmer-13	Bird-9	Leslie-24	9,686
May 23	HOUSTON	L 59- 84	1-1	0-0	1-1	Bird-12	Jackson-6	Bird-3	Canty-19 Thompson-19	7,541
May 25	@Phoenix	W 94- 81	1-1	1-0	2-1	Jackson-35	Jackson-9	Bird-6	Taurasi-28	10,401
May 31	@Sacramento	L 66- 87	1-1	1-1	2-2	Jackson-20	Jackson-8	Wright-2	Griffith-21	6,055
<b>JUNE</b>										
Jun 2	PHOENIX	W 97- 87	2-1	1-1	3-2	Jackson-27	Burse-10	Lennox-6	Pondexter-30	7,753
Jun 4	SAN ANTONIO	L 87- 89	2-2	1-1	3-3	Jackson-21	Burse-6 Jackson-6	Bird-5 Jackson-5	Thomas-15 Wecker-15	7,746
Jun 7	CHICAGO	W 86- 73	3-2	1-1	4-3	Jackson-19	Burse-8	Bird-5	Dupree-16 Ngoyisa-16	5,741
Jun 9	@Connecticut	L 81- 85	3-2	1-2	4-4	Burse-23	Burse-14	Bird-10	Douglas-18	8,138
Jun 11	@Indiana	L 62- 69	3-2	1-3	4-5	Lennox-20	Bird-8 Jackson-8	Bird-5	Catchings-18	7,654
Jun 14	@Minnesota	W 74- 66	3-2	2-3	5-5	Lennox-15	Jackson-7 Lennox-7	Bird-8	Augustus-32	5,273
Jun 15	@Chicago	W 74- 61	3-2	3-3	6-5	Jackson-27	Jackson-10	Bird-5	Lovelace-15	2,956
Jun 17	@Sacramento	L 74- 76	3-2	3-4	6-6	Lennox-23	Jackson-9	Bird-4	Lawson-16	7,331
Jun 21	PHOENIX	L 80- 87	3-3	3-4	6-7	Jackson-28	Jackson-14	Bird-8	Pondexter-27	7,536
Jun 23	SAN ANTONIO	W 87- 57	4-3	3-4	7-7	Jackson-27	Burse-9	Bird-4 Wright-4 Turner-4	Mattera-12	8,555
Jun 25	@Houston	L 74- 84	4-3	3-5	7-8	Lennox-29	Burse-8	Castro Marques-2 Bird-2	Thompson-21	7,557
Jun 27	SACRAMENTO	W 68- 53	5-3	3-5	8-8	Bird-18	Jackson-12	Turner-7	Perperoglou-12	7,961
Jun 28	@Los Angeles	W 75- 67	5-3	4-5	9-8	Lennox-27	Lennox-8	Bird-4	T. Moore-16	6,774
<b>JULY</b>										
Jul 1	MINNESOTA	W 92- 75	6-3	4-5	10-8	Jackson-25	Jackson-10	Bird-14	Augustus-24	7,240
Jul 9	INDIANA	L 62- 74	6-4	4-5	10-9	Jackson-19	Jackson-6	Bird-4	Catchings-20	8,222
Jul 14	NEW YORK	W 86- 66	7-4	4-5	11-9	Jackson-26	Burse-14	Bird-5	Christon-25	8,755
Jul 16	CONNECTICUT	L 83- 92	7-5	4-5	11-10	Jackson-20	Burse-13	Bird-6	Douglas-26	8,952
Jul 18	SACRAMENTO	L 61- 74	7-6	4-5	11-11	Lennox-16	Burse-6 Bird-6 Johnson-6	Lawson-Wade-4	Brunson-15	11,221
Jul 20	@Charlotte	L 72- 86	7-6	4-6	11-12	Bird-19	Lennox-10	Bird-4	Sam-23	10,898
Jul 22	@New York	W 91- 54	7-6	5-6	12-12	Castro Marques-26	Jackson-9	Lawson-Wade-4	Thorn-19	9,172
Jul 23	@Washington	W 73- 71	7-6	6-6	13-12	Jackson-18	Jackson-11	Lennox-5	Beard-30	7,911
Jul 25	@Phoenix	W 91- 85	7-6	7-6	14-12	Bird-25	Jackson-12	Turner-5	Taurasi-27	7,164
Jul 28	DETROIT	L 67- 77	7-7	7-6	14-13	Johnson-15	Robinson-13	Castro Marques-2 Robinson-2	Nolan-23	9,686
Jul 30	LOS ANGELES	L 70- 71	7-8	7-6	14-14	Jackson-27	Jackson-8	Bird-7	Leslie-31	9,686
<b>AUGUST</b>										
Aug 1	@Minnesota	W 77- 75	7-8	8-6	15-14	Bird-21	Burse-7	Bird-7	Mann-19	4,704
Aug 3	WASHINGTON	W 86- 78	8-8	8-6	16-14	Jackson-27	Bird-8	Bird-8	Beard-23	9,340
Aug 5	CHARLOTTE	W 87- 81	9-8	8-6	17-14	Burse-23	Burse-12 Jackson-3 Turner-3	Bird-3	McCarville-17	9,521
Aug 8	@Detroit	W 81- 79	9-8	9-6	18-14	Bird-24	Bird-5 Burse-5 Johnson-5	Lennox-5	Smith-25	9,783
Aug 10	@San Antonio	L 65- 75	9-8	9-7	18-15	Lennox-17	Castro Marques-8 Burse-8	Lennox-3 Wright-3	Thomas-16	9,082
Aug 12	@Houston	L 72- 89	9-8	9-8	18-16	Lennox-16	Robinson-6	Bird-5	Thompson-31	9,878

\* OT game





Back row (L-R): Head Coach Anne Donovan, Wendy Palmer, Ashley Robinson, Lauren Jackson, Janell Burse, Iziane Castro-Marques, Assistant Coach Shelley Patterson, Assistant Coach Heidi VanDerveer  
 Front row (L-R): Shyra Ely, Katie Gearlds, Sue Bird, Betty Lennox, Tanisha Wright

## 2007 Seattle Storm

### Regular Season Statistics (17-17)

PLAYER	G	GS	MIN	FG	FGA	PCT	FG3	FG3A	3PCT	FT	FTA	PCT	OR	DR	REB	AST	PF	DQ	STL	TO	BLK	PTS	AVG
Jackson	31	31	1020	258	497	.519	49	122	.402	174	197	.883	80	220	300	40	93	1	31	56	63	739	23.8
Lennox	34	34	937	155	362	.428	34	99	.343	110	121	.909	47	113	160	92	75	0	36	91	5	454	13.4
C. Marques	34	34	963	139	331	.420	60	156	.385	81	101	.802	19	77	96	95	70	0	35	64	4	419	12.3
Bird	29	29	919	118	276	.428	45	133	.338	22	26	.846	8	49	57	143	46	0	43	67	8	303	10.4
Burse	29	29	709	93	209	.445	0	1	.000	70	101	.693	67	87	154	22	86	0	13	58	28	256	8.8
Palmer	34	3	474	55	132	.417	3	21	.143	43	55	.782	44	101	145	17	75	0	15	36	7	156	4.6
Wright	34	5	547	50	125	.400	6	22	.273	33	39	.846	17	26	43	69	56	0	31	55	2	139	4.1
Gearlds	33	0	437	44	114	.386	22	64	.344	22	25	.880	16	37	53	24	22	0	12	20	6	132	4.0
Ndiaye-D.	4	0	58	5	14	.357	0	1	.000	0	0	---	4	3	7	0	6	0	1	5	1	10	2.5
Ely-Gash	29	0	282	20	62	.323	5	15	.333	20	31	.645	10	29	39	11	28	0	8	19	1	65	2.2
Robinson	33	5	409	22	63	.349	0	1	.000	4	15	.267	30	70	100	14	57	0	16	26	25	48	1.5
Lewis	7	0	33	4	13	.308	0	3	.000	2	2	1.000	0	2	2	6	2	0	1	6	0	10	1.4
Thorburn	2	0	8	1	2	.500	0	0	---	0	0	---	0	1	1	0	0	0	0	2	0	2	1.0
Fluker	9	0	31	0	10	.000	0	1	.000	1	2	.500	2	5	7	0	4	0	0	3	1	1	0.1
STORM	34	-	6825	964	2210	.436	224	639	.351	582	715	.814	344	820	1164	533	620	1	242	533	151	2734	80.4
OPPTS	34	-	6825	987	2321	.425	195	528	.369	478	586	.816	333	761	1094	591	642	6	272	495	112	2647	77.9

### Storm Season Notes

- The Storm finished fourth in the Western Conference with a record of 17-17 and earned a playoff berth for the fourth consecutive season.
- Seattle finished the regular season with a three-game winning streak.
- Seattle fell to Phoenix 2-0 in the First Round of the WNBA Playoffs.
- Sue Bird and Lauren Jackson were both named as starters for the Western Conference at the WNBA All-Star Game.
- Jackson was named the winner of the 2007 WNBA MVP Award for the second time in her career.
- Jackson was also named 2007 WNBA Defensive Player of the Year, while being named to the 2007 WNBA All-Defensive First Team.
- Jackson was also named a 2007 WNBA Peak Performer, while leading the league in scoring and rebounding, averaging 23.8 points per game and 9.7 rebounds per game.
- Jackson was named to the 2007 All-WNBA First Team for the fifth consecutive season.
- Jackson scored a league record tying 47 points at Washington on July 24.
- Anne Donovan, who led the Storm to the playoffs four times and won a WNBA title in 2004, resigned.

# 2007 GAME BY GAME RESULTS



2016 SEATTLE STORM MEDIA GUIDE

Date	Opponent	Team	Home	Road	Total	High Scoring	High Rebound	High Assist	Opp. Scoring	Atten.
<b>MAY</b>										
May 19	HOUSTON	W 82- 69	1-0	0-0	1-0	Castro Marques-25	Jackson-10	Lennox-4	Shields-19	9,686
May 23	PHOENIX	W 100- 87	2-0	0-0	2-0	Jackson-31	Burse-19	Bird-5 Lennox-5	Pondexter-31	6,833
May 25	@San Antonio	L 71- 82	2-0	0-1	2-1	Burse-19	Burse-11 Jackson-11	Bird-6	Hammon-21	5,806
<b>JUNE</b>										
Jun 2	SAN ANTONIO	L 68- 78	2-1	0-1	2-2	Jackson-20	Jackson-14	Bird-3 Gearlds-3	Zolman-14	7,035
Jun 7	@Sacramento	L 72- 81	2-1	0-2	2-3	Bird-21	Palmer-13	Castro Marques-5	Lawson-16	6,600
Jun 9	MINNESOTA	W 90- 76	3-1	0-2	3-3	Jackson-30	Jackson-9	Bird-8	Abrosimova-15	8,105
Jun 12	@Chicago	W 81- 69	3-1	1-2	4-3	Jackson-19	Burse-9	Bird-11	Dupree-18	2,645
Jun 13	@Indiana	L 62- 90	3-1	1-3	4-4	Burse-18	Jackson-7	Bird-4	White-23	5,838
Jun 15	HOUSTON	W 84- 71	4-1	1-3	5-4	Jackson-30	Burse-7 Jackson-7	Castro Marques-4	Maiga-Ba-18	7,756
Jun 20	DETROIT	L 71- 87	4-2	1-3	5-5	Burse-21	Jackson-7	Lennox-4	K. Smith-23	7,335
Jun 22	@Minnesota	L 76- 78	4-2	1-4	5-6	Bird-25	Jackson-10	Bird-4	Augustus-23	6,482
Jun 24	@Los Angeles	W 83- 71	4-2	2-4	6-6	Jackson-35	Jackson-10	Lennox-6	Baker-15 Spencer-15	8,127
Jun 26	CHICAGO	W 94- 76	5-2	2-4	7-6	Jackson-33	Jackson-12	Bird-6	Perkins-19	6,752
Jun 28	@Houston	L 76- 81	5-2	2-5	7-7	Jackson-25	Jackson-8	Castro Marques-4	Thompson-20	7,319
<b>JULY</b>										
Jul 1	NEW YORK	W 84- 53	6-2	2-5	8-7	Castro Marques-24	Jackson-11	Lennox-6	Moore-10	6,938
Jul 3	LOS ANGELES	W 90- 71	7-2	2-5	9-7	Jackson-23	Palmer-11	Bird-11	Brown-16	7,140
Jul 6	@Houston	W 71- 55	7-2	3-5	10-7	Jackson-28	Jackson-13	Wright-5 Castro Marques-5	Thompson-14	7,645
Jul 7	@San Antonio	L 73- 80	7-2	3-6	10-8	Wright-23	Jackson-13	Lennox-5	Perperoglou-27	7,510
Jul 10	@Los Angeles	W 82- 47	7-2	4-6	11-8	Castro Marques-19	Jackson-13	Lennox-5 Wright-5	McWilliams-Frank-11	3,092
Jul 11	CONNECTICUT	L 63- 76	7-3	4-6	11-9	Jackson-24	Lennox-8	Wright-6	Douglas-17	10,891
Jul 17	@Phoenix	L 79- 89	7-3	4-7	11-10	Jackson-33	Jackson-11	Wright-4 Castro Marques-4	Taylor-32	7,804
Jul 20	@Connecticut	L 58- 76	7-3	4-8	11-11	Jackson-19	Jackson-14	Castro Marques-5	Whalen-19	9,003
Jul 22	@New York	W 77- 75	7-3	5-8	12-11	Castro Marques-23 Jackson-23	Jackson-17	Bird-5 Moore-16	McCarville-16 Thorn-16	7,531
Jul 24	@Washington	L 96- 97*	7-3	5-9	12-12	Jackson-47	Jackson-14	Bird-7	Beard-27	7,036
Jul 27	INDIANA	W 89- 75	8-3	5-9	13-12	Jackson-27	Jackson-10	Lennox-5	DeForge-12	8,052
Jul 29	SAN ANTONIO	L 88- 92	8-4	5-9	13-13	Jackson-29	Lennox-7	Bird-5	Hammon-30	7,861
Jul 31	SACRAMENTO	L 74- 78	8-5	5-9	13-14	Jackson-30	Jackson-8	Bird-6 Castro Marques-6	Powell-28	7,568
<b>AUGUST</b>										
Aug 3	@Sacramento	L 76- 82	8-5	5-10	13-15	Lennox-18	Burse-11	Castro Marques-6	Brunson-14	8,013
Aug 4	PHOENIX	W 111-101	9-5	5-10	14-15	Lennox-25	Jackson-12	Lennox-5	Taurasi-28	7,759
Aug 7	@Minnesota	L 74- 95	9-5	5-11	14-16	Lennox-16	Robinson-8	Bird-7	Augustus-21	5,018
Aug 9	@Detroit	L 70- 97	9-5	5-12	14-17	Castro Marques-24	Robinson-13	Wright-4	Nolan-18	9,355
Aug 11	WASHINGTON	W 91- 68	10-5	5-12	15-17	Lennox-34	Robinson-11	Castro Marques-3	Currie-13 Beard-13	8,443
Aug 14	MINNESOTA	W 81- 67	11-5	5-12	16-17	Jackson-18	Jackson-9	Bird-7	Augustus-28	8,144
Aug 17	LOS ANGELES	W 97- 77	12-5	5-12	17-17	Jackson-32	Jackson-15	Bird-8	Spencer-25	9,255

\* OT game



Back row (L-R): Head Coach Brian Agler, Assistant Coach Nancy Darsch, Kristen O'Neill, Kelly Santos, Ashley Robinson, Shyra Ely, Katie Gerald, Camille Little, Assistant Coach Shelley Patterson  
 Front row (L-R): Tanisha Wright, Yolanda Griffith, Sheryl Swoopes, Lauren Jackson, Sue Bird, Swin Cash

## 2008 Seattle Storm

### Regular Season Statistics (22-12)

PLAYER	G	GS	MIN	FG	FGA	PCT	FG3	FG3A	3PCT	FT	FTA	PCT	OR	DR	REB	AST	PF	DQ	STL	TO	BLK	PTS	AVG
Jackson	21	21	694	149	330	.452	28	95	.295	99	106	.934	39	108	147	26	67	0	31	40	33	425	20.2
Bird	33	33	1111	172	390	.441	47	137	.343	74	85	.871	14	70	84	169	61	0	39	88	3	465	14.1
Cash	31	28	927	114	293	.389	1	8	.125	122	158	.772	46	121	167	58	72	0	21	69	32	351	11.3
Wright	34	14	808	108	250	.432	4	24	.167	48	61	.787	32	84	116	84	94	1	31	78	8	268	7.9
Little	32	15	663	96	191	.503	9	25	.360	46	72	.639	47	76	123	36	86	2	28	60	13	247	7.7
Griffith	30	30	658	67	145	.462	0	0	---	83	128	.648	77	112	189	45	110	1	43	51	17	217	7.2
Swoopes	29	25	706	75	192	.391	14	63	.222	41	59	.695	26	100	126	60	44	0	43	31	9	205	7.1
Gearlds	34	3	468	59	158	.373	36	92	.391	17	23	.739	5	39	44	21	28	0	11	15	3	171	5.0
Ely-Gash	34	1	389	47	115	.409	4	11	.364	15	24	.625	30	60	90	16	56	0	12	29	5	113	3.3
Santos	22	1	134	16	41	.390	0	0	---	15	23	.652	10	18	28	5	26	0	4	10	2	47	2.1
Beck	17	0	93	4	9	.444	4	6	.667	5	6	.833	2	10	12	6	7	0	4	4	2	17	1.0
Robinson	33	1	329	13	43	.302	0	0	---	3	10	.300	29	43	72	12	62	0	12	28	20	29	0.9
O'Neill	11	0	31	0	4	.000	0	2	.000	0	0	---	0	3	3	1	4	0	0	1	0	0	0.0
Pascalau	3	0	9	0	1	.000	0	0	---	0	0	---	1	0	1	0	1	0	0	1	0	0	0.0
STORM	34	-	6800	899	2112	.426	143	453	.316	552	728	.758	340	822	1162	530	684	4	269	526	140	2493	73.3
OPPTS	34	-	6800	861	2164	.398	172	539	.319	512	680	.753	332	760	1092	498	674	7	263	515	115	2406	70.8

### Storm Season Notes

- The Storm completed its 2008 regular-season home schedule 16-1, tying the most home wins for a WNBA team.
- The Storm tied the franchise record for longest home winning streak with a pair of 10-game streaks, including the final 10 games at Key Arena from June 20-Sept. 12.
- The Storm's 22-win season set a new franchise record.
- Seattle's 3-0 start to the 2008 season was the first time in franchise history the team remained undefeated after its first three games.
- The Storm dropped to 1-5 all-time in First Round playoff series and was eliminated in the semifinals for the fourth consecutive season.
- 1-2 in the First Round of the WNBA Playoffs.
- Sue Bird returned from the 2008 Beijing Summer Olympics with a Gold Medal, while Storm teammate Lauren Jackson finished with a Silver Medal.
- Lauren Jackson was named to the 2008 WNBA All-Defensive Second Team.
- Sue Bird and Lauren Jackson were both named to the 2008 All-WNBA Second Team.
- The Storm's seven-game winning streak, from June 29 through July 18, was the longest in team history. Six of the seven wins came by double-figures.

# 2008 GAME BY GAME RESULTS



Date	Opponent	Team	Home	Road	Total	High Scoring	High Rebound	High Assist	Opp. Scoring	Atten.
<b>MAY</b>										
May 17	CHICAGO	W 67- 61	1-0	0-0	1-0	Jackson-14	Cash-8	Bird-7	Melvin-15	12,079
May 20	SACRAMENTO	W 74- 62	2-0	0-0	2-0	Cash-17 Bird-17 Jackson-17	Swoopes-7	Bird-5	Brunson-15	6,871
May 22	@Phoenix	W 87- 83	2-0	1-0	3-0	Jackson-30	Jackson-9	Bird-6	Taurasi-23	7,059
May 24	@San Antonio	L 72- 87	2-0	1-1	3-1	Cash-15	Jackson-7	Bird-7	Young-Malcolm-23	9,767
May 30	SAN ANTONIO	W 78- 57	3-0	1-1	4-1	Jackson-28	Griffith-10	Bird-10	Young-Malcolm-14 Wauters-14	6,810
<b>JUNE</b>										
Jun 1	HOUSTON	W 64- 63	4-0	1-1	5-1	Cash-19	Jackson-13	Bird-4	Johnson-17	6,116
Jun 3	@New York	L 63- 77	4-0	1-2	5-2	Jackson-19	Swoopes-9	Bird-4	Christon-25	6,928
Jun 4	@Detroit	L 67- 77	4-0	1-3	5-3	Jackson-27	Griffith-9	Bird-8	K. Smith-33	8,108
Jun 7	DETROIT	W 75- 67	5-0	1-3	6-3	Jackson-24	Griffith-8	Bird-8	K. Smith-18	7,105
Jun 11	PHOENIX	W 83- 77	6-0	1-3	7-3	Jackson-20	Jackson-14	Bird-6	Taurasi-37	7,483
Jun 13	@San Antonio	L 69- 74	6-0	1-4	7-4	Bird-21	Griffith-10	Bird-7	Hammon-17	6,478
Jun 14	@Houston	L 60- 68	6-0	1-5	7-5	Jackson-18	Jackson-9 Swoopes-3	Bird-3	Thompson-21	7,023
Jun 16	CONNECTICUT	L 67- 74	6-1	1-5	7-6	Jackson-26	Swoopes-10	Bird-5	Jones-15	6,872
Jun 20	INDIANA	W 78- 70	7-1	1-5	8-6	Jackson-18	Cash-8	Bird-5	Sutton-Brown-14	7,393
Jun 24	@Los Angeles	L 62- 76	7-1	1-6	8-7	Bird-11	Jackson-7 Swoopes-4	Bird-4	Parker-22	8,032
Jun 29	WASHINGTON	W 64- 49	8-1	1-6	9-7	Bird-14	Griffith-6	Bird-7	Beard-16	7,965
<b>JULY</b>										
Jul 3	NEW YORK	W 84- 71	9-1	1-6	10-7	Jackson-33	Cash-10 Swoopes-6	Bird-6	Christon-19	6,973
Jul 5	MINNESOTA	W 96- 71	10-1	1-6	11-7	Jackson-34	Jackson-7	Bird-11	Anosike-15	7,553
Jul 8	@Sacramento	W 79- 64	10-1	2-6	12-7	Jackson-17	Jackson-9	Bird-9	Kelly-12	5,724
Jul 10	PHOENIX	W 89- 78	11-1	2-6	13-7	Jackson-25	Griffith-8	Cash-6	Pondexter-20	10,454
Jul 12	LOS ANGELES	W 70- 52	12-1	2-6	14-7	Bird-18	Griffith-12 Griffith-3 Wright-3	Bird-3	Parker-14	10,833
Jul 18	@Indiana	W 65- 59	12-1	3-6	15-7	Swoopes-15	Griffith-10	Bird-3	Sutton-Brown-12	7,450
Jul 20	@Washington	L 57- 89	12-1	3-7	15-8	Gearlds-13	Little-12	Little-3	McWilliams-Frank-2	8,543
Jul 22	@Minnesota	W 76- 73	12-1	4-7	16-8	Bird-22	Cash-11 Bird-4 Wright-4	Cash-4	Houston-16	12,276
Jul 25	@Phoenix	L 80- 94	12-1	4-8	16-9	Griffith-17	Wright-8	Bird-4	Taurasi-31	8,323
Jul 27	SACRAMENTO	W 77- 71	13-1	4-8	17-9	Bird-24	Griffith-6 Little-6	Wright-6	Dorrell-13	8,651
<b>AUGUST</b>										
Aug 28	HOUSTON	W 66- 49	14-1	4-8	18-9	Bird-22	Griffith-9	Wright-5 Lyttle-10	Hodges-10	8,320
Aug 31	@Connecticut	L 76- 80	14-1	4-9	18-10	Bird-24	Gearlds-5 Robinson-5	Griffith-3 Wright-3	Jones-20	9,518
<b>SEPTEMBER</b>										
Sep 2	@Atlanta	W 83- 69	14-1	5-9	19-10	Bird-21	Griffith-7 Little-7	Bird-9	Lennox-25	7,390
Sep 4	@Chicago	W 70- 62	14-1	6-9	20-10	Bird-19	Griffith-6	Bird-4	Perkins-22	3,829
Sep 6	MINNESOTA	W 96- 88	15-1	6-9	21-10	Bird-23	Cash-6 Wright-6	Wright-6	Augustus-26	9,339
Sep 9	@Sacramento	L 74- 77	15-1	6-10	21-11	Gearlds-17 Wright-17	Wright-8	Griffith-5	Powell-20	11,644
Sep 12	ATLANTA	W 77- 72	16-1	6-10	22-11	Little-21	Ely-Gash-8	Little-4 Wright-4	Young-20	9,686
Sep 14	@Los Angeles	L 48- 65	16-1	6-11	22-12	Ely-Gash-16	Ely-Gash-8	Wright-4	Ferdinand-Harris-1	13,142

\* OT game

2016 SEATTLE STORM MEDIA GUIDE



Back row (L-R): Assistant Coach Shelley Patterson, Assistant Coach Nancy Darsch, Ashley Walker, Suzy Batkovic-Brown, Ashley Robinson, Janell Burse, Katie Geraldts, Head Coach Brian Agler  
 Front row (L-R): Shannon Johnson, Camille Little, Lauren Jackson, Sue Bird, Tanisha Wright, Swin Cash

## 2009 Seattle Storm

### Regular Season Statistics (20-14)

PLAYER	G	GS	MIN	FG	FGA	PCT	FG3	FG3A	3PCT	FT	FTA	PCT	OR	DR	REB	AST	PF	DQ	STL	TO	BLK	PTS	AVG
Jackson	26	26	843	168	363	.463	49	114	.430	114	143	.797	48	134	182	22	97	2	38	43	45	499	19.2
Bird	31	31	1101	154	377	.408	54	150	.360	35	41	.854	12	66	78	179	50	0	47	81	3	397	12.8
Wright	33	33	1072	150	324	.463	8	30	.267	96	106	.906	44	73	117	129	119	5	50	85	10	404	12.2
Cash	32	29	1094	139	355	.392	10	31	.323	102	128	.797	62	152	214	82	98	1	28	91	16	390	12.2
Little	34	34	1044	124	263	.471	7	27	.259	86	126	.683	75	147	222	35	118	1	39	67	13	341	10.0
Burse	34	8	541	74	145	.510	0	0	---	59	80	.738	31	76	107	10	71	1	21	35	31	207	6.1
Geraldts	20	0	243	29	74	.392	21	52	.404	3	4	.750	4	22	26	11	14	0	6	12	3	82	4.1
Johnson	34	6	618	36	107	.336	18	61	.295	47	55	.855	14	48	62	52	56	0	27	52	7	137	4.0
Atkinson	2	1	46	2	8	.250	0	1	.000	1	2	.500	6	12	18	5	5	0	10	4	1	5	2.5
Batkovic-B.	20	0	147	21	43	.488	3	11	.273	2	8	.250	9	20	29	4	29	0	5	24	6	47	2.4
Walker	13	0	90	7	28	.250	1	6	.167	8	10	.800	6	17	23	4	20	0	2	7	2	23	1.8
Robinson	26	2	167	5	25	.200	0	1	.000	2	4	.500	5	19	24	2	31	0	2	10	13	12	0.5
Franklin	2	0	20	0	4	.000	0	2	.000	0	0	---	0	2	2	1	2	0	1	1	0	0	0.0
STORM	34	-	7025	909	2116	.430	171	486	.352	555	707	.785	316	788	1104	536	710	10	276	555	150	2544	74.8
OPPTS	34	-	7025	882	2150	.410	202	585	.345	510	671	.760	332	746	1078	517	672	7	275	555	131	2476	72.8

### Storm Season Notes

- For the second straight year, the Storm led the WNBA in scoring defense, allowing 72.8 points per game.
- The Seattle Storm completed the 2009 WNBA regular season with a record of 20-14. It was our fourth 20-win season, our second 20-win season in a row and the second with Coach Brian Agler.
- Lauren Jackson, Sue Bird and Swin Cash all were voted by fans as starters for the 2009 WNBA All-Star game.
- Lauren Jackson reached her 5,000-career-point milestone Saturday, Aug. 15 in Atlanta, becoming the fastest in league history to reach the 5,000-points plateau.
- She also reached her 2,000-career-rebound milestone on Saturday, Aug. 1 at home vs. San Antonio.
- Swin Cash also reached her 3,000-career-point milestone Saturday, Aug. 15 in Atlanta. Cash was also named the All-Star game MVP.
- Sue Bird reached the 3,000-career point milestone at Sacramento on Friday, July 17, 2009. She passed Shannon Johnson on the career assists list this season, moving into the 2nd spot on the WNBA career list with 1,425.
- Sue Bird won the 2009 WNBA Peak Performer Award for assists – she led the WNBA in assists, averaging 5.8 assists per game in 2009.
- Lauren Jackson and Tanisha Wright were named to the 2009 WNBA All-Defensive First Team.

# 2009 GAME BY GAME RESULTS



Date	Opponent	Team	Home	Road	Total	High Scoring	High Rebound	High Assist	Opp. Scoring	Atten.
<b>JUNE</b>										
Jun 6	@Sacramento	W 71- 61	0-0	1-0	1-0	Jackson-23	Little-6	Bird-8	Harper-11 Penicheiro-11	14,824
Jun 7	SACRAMENTO	W 80- 70	1-0	1-0	2-0	Jackson-25	Tied with-5	Bird-8	Lawson-17	9,686
Jun 9	@Indiana	L 66- 73	1-0	1-1	2-1	Jackson-21	Jackson-6 Little-6	Bird-5	Douglas-20	7,253
Jun 12	@Minnesota	W 88- 71	1-0	2-1	3-1	Jackson-22	Jackson-11	Bird-9	Houston-18	6,423
Jun 14	@Chicago	L 57- 64	1-0	2-2	3-2	Jackson-22	Jackson-8 Little-8	Wright-4	Dupree-14	2,681
Jun 19	MINNESOTA	W 90- 62	2-0	2-2	4-2	Jackson-26	Johnson-6 Jackson-6	Bird-10	Wiggins-12	7,607
Jun 21	@Phoenix	W 93- 84	2-0	3-2	5-2	Jackson-25	Jackson-8	Bird-9	Taurasi-25	6,181
Jun 26	LOS ANGELES	W 69- 67	3-0	3-2	6-2	Jackson-32	Jackson-8 Wright-8	Bird-5	Thompson-20	9,686
Jun 28	@Los Angeles	L 55- 82	3-0	3-3	6-3	Jackson-9 Little-9	Cash-8	Johnson-3	Ferdinand-Harris-1	10,797
<b>JULY</b>										
Jul 1	@Phoenix	L 81- 93	3-0	3-4	6-4	Cash-17 Jackson-17	Cash-9	Wright-6	Pondexter-22 Taurasi-22	6,341
Jul 7	SAN ANTONIO	W 66- 53	4-0	3-4	7-4	Cash-18	Cash-12 Jackson-12	Bird-3	Hammon-13	10,137
Jul 9	SACRAMENTO	W 66- 55	5-0	3-4	8-4	Cash-18	Tied with-5	Wright-7	Brunson-10 Dorrell-10	6,838
Jul 12	CHICAGO	L 81- 86	5-1	3-4	8-5	Jackson-18 Wright-18	Jackson-7 Wright-7	Wright-7	Dupree-28	6,796
Jul 15	DETROIT	L 63- 66	5-2	3-4	8-6	Little-12	Little-6	Bird-6	Smith-19	6,821
Jul 17	@Sacramento	W 69- 56	5-2	4-4	9-6	Bird-20	Little-9	Bird-6	Powell-13	6,386
Jul 19	MINNESOTA	W 72- 69	6-2	4-4	10-6	Little-18	Cash-9	Wright-4 Bird-4 Johnson-4	Wiggins-12 Anosike-12 Hodges-12	6,912
Jul 22	LOS ANGELES	W 98- 87#	7-2	4-4	11-6	Bird-23	Little-14	Bird-5 Cash-5	Thompson-22	7,154
Jul 28	@San Antonio	L 71- 74	7-2	4-5	11-7	Jackson-19	Cash-11	Bird-5	Hammon-24	5,382
<b>AUGUST</b>										
Aug 1	SAN ANTONIO	W 85- 82*	8-2	4-5	12-7	Jackson-23	Jackson-13	Bird-5	Hammon-20	8,167
Aug 4	PHOENIX	L 90-101*	8-3	4-5	12-8	Wright-25	Cash-11	Wright-7	Taurasi-19	6,728
Aug 6	@Los Angeles	L 75- 79*	8-3	4-6	12-9	Jackson-21	Jackson-11 Cash-8	Bird-6 Wright-6	Quinn-23	9,735
Aug 8	NEW YORK	W 70- 69	9-3	4-6	13-9	Jackson-21	Jackson-9	Bird-6	McCarville-22	7,496
Aug 13	@Connecticut	L 53- 64	9-3	4-7	13-10	Wright-13	Jackson-10	Bird-3	Gruda-14	6,983
Aug 15	@Atlanta	L 79- 88	9-3	4-8	13-11	Jackson-25	Jackson-9	Bird-12	Lytte-20	8,751
Aug 18	@Detroit	W 79- 75	9-3	5-8	14-11	Jackson-36	Cash-7 Jackson-7	Bird-8	Nolan-29	7,392
Aug 22	INDIANA	W 74- 60	10-3	5-8	15-11	Bird-16	Cash-9	Bird-5 Wright-5	Douglas-12	8,273
Aug 25	WASHINGTON	W 78- 68	11-3	5-8	16-11	Burse-14	Little-7	Wright-6	Currie-13 Coleman-13	6,791
Aug 27	CONNECTICUT	W 86- 74	12-3	5-8	17-11	Bird-21	Little-10	Bird-7	Whalen-18	6,588
Aug 29	ATLANTA	W 91- 84%	13-3	5-8	18-11	Wright-25	Little-15	Bird-8	McCoughtry-16	9,089
<b>SEPTEMBER</b>										
Sep 1	@New York	W 65- 58	13-3	6-8	19-11	Little-17	Little-13	Wright-3	Kraayeveld-14	8,469
Sep 3	@Washington	L 67- 78	13-3	6-9	19-12	Bird-17	Cash-7	Bird-6	Currie-17	10,648
Sep 5	@Minnesota	L 68- 76	13-3	6-10	19-13	Wright-20	Little-8	Johnson-4 Wright-4	Houston-22	8,170
Sep 10	PHOENIX	L 84- 92*	13-4	6-10	19-14	Wright-24	Burse-9 Little-9	Wright-5	Taurasi-22	9,089
Sep 12	@San Antonio	W 64- 55	13-4	7-10	20-14	Johnson-16	Little-11	Johnson-5	Zolman-12	10,153

\* OT game  
% 2OT game  
# 3OT game

2016 SEATTLE STORM MEDIA GUIDE



Back row (L-R): Assistant Coach Jenny Boucek, Assistant Coach Nancy Darsch, Head Coach Brian Agler, Abby Bishop, Ashley Robinson, Jana Vesela, Alison Lacey, Athletic Trainer Tom Spencer, Director of Basketball Operations Missy Bequette  
 Front row (L-R): Strength & Conditioning Coach Melissa Harden, Svetlana Abrosimova, Tanisha Wright, Camille Little, Lauren Jackson, Swin Cash, Sue Bird, Le'coe Willingham, Equipment Manager Danielle Yellam

## 2010 Seattle Storm

### Regular Season Statistics (28-6)

PLAYER	G	GS	MIN	FG	FGA	PCT	FG3	FG3A	3PCT	FT	FTA	PCT	OR	DR	REB	AST	PF	DQ	STL	TO	BLK	PTS	AVG
Jackson	32	32	993	220	476	.462	54	156	.346	162	178	.910	89	175	264	38	91	0	30	46	38	656	20.5
Cash	34	34	1046	161	370	.435	35	86	.407	113	140	.807	65	138	203	68	106	1	19	98	17	470	13.8
Bird	33	33	1005	135	311	.434	59	148	.399	36	42	.857	7	81	88	190	45	0	50	60	5	365	11.1
Little	34	34	838	128	256	.500	8	23	.348	81	114	.711	72	104	176	48	106	2	55	60	21	345	10.1
Wright	34	34	988	107	261	.410	23	56	.411	76	90	.844	27	85	112	154	110	0	41	71	9	313	9.2
Abrosimova	34	1	686	97	234	.415	38	101	.376	25	44	.568	24	80	104	69	72	1	40	61	3	257	7.6
Willingham	33	2	515	70	130	.538	14	31	.452	28	42	.667	64	72	136	22	61	0	16	30	5	182	5.5
Vesela	29	0	330	35	64	.547	6	15	.400	16	20	.800	16	42	58	18	28	0	18	26	7	92	3.2
Bishop	16	0	109	16	45	.356	6	24	.250	6	11	.545	11	9	20	4	26	0	2	12	1	44	2.8
Robinson	30	0	245	19	46	.413	0	0	---	3	9	.333	16	41	57	15	40	0	4	17	21	41	1.4
Lacey	21	0	144	4	35	.114	3	27	.111	5	5	1.000	3	13	16	10	19	0	6	8	1	16	0.8
STORM	34	-	6900	992	2228	.445	246	667	.369	551	695	.793	394	840	1234	636	704	4	281	524	128	2781	81.8
OPPTS	34	-	6900	888	2152	.413	186	556	.335	550	702	.783	308	705	1013	484	624	6	241	515	121	2512	73.9

### Storm Season Notes

- The Storm became the first team since the WNBA Finals expanded to a best-of-five series to sweep its way through the postseason and the only team in league history to finish the regular season and playoffs unbeaten at home
- The Storm completed the 2010 WNBA regular season with a record of 28-6 (the WNBA's best in 2010 and a Storm franchise best). It was the team's fifth 20-win season, third 20-win season in a row and the third with Coach Brian Agler.
- The Storm has become only the fourth professional team to go through the playoffs undefeated while playing at least seven games.
- The Storm completed the 2010 regular season and postseason on a 10-game winning streak.
- The Storm went undefeated at home, joining the 2001 Los Angeles Sparks as the only team in WNBA history to do so and becoming the first team in league history to win 17 home games during the regular season.
- The Storm won 28 games, tying the record for the most wins in WNBA history (with the 2000 and 2001 L.A. Sparks, both 28-4).
- The Storm won 13 games in a row from June 18-July 30, 2010, the longest streak in team history and the third longest the WNBA has ever seen (Los Angeles, 18, June 26-Aug. 11, 2001; Houston, 15, June 27-July 30, 1998).
- The Storm started the season (20-2), equaling the WNBA record for the best start after 22 games (the 1998 Houston Comets started 25-2 and finished 27-3).
- The Storm (28-6, .824) surpassed the 2005 Seahawks (13-3, .813) for the best single-season win percentage in Seattle pro sports history.
- The Storm beat Tulsa by 46 points, 111-65, on Aug. 7 to break the WNBA record for the largest margin of victory (previously 45 by Houston at Washington, 110-65, Aug. 17, 1998) and tie the team record for most points scored in a game.
- Three Storm players (Sue Bird, Lauren Jackson & Swin Cash) were voted to the All Star team (more players than from any other team).
- Seattle became the first all-female ownership group to win a professional sports title

# 2010 GAME BY GAME RESULTS



Date	Opponent	Team	Home	Road	Total	High Scoring	High Rebound	High Assist	Opp. Scoring	Atten.
<b>MAY</b>										
May 16	LOS ANGELES	W 81- 67	1-0	0-0	1-0	Jackson-23	Jackson-10	Bird-4	Thompson-19	9,686
May 19	MINNESOTA	W 79- 76	2-0	0-0	2-0	Cash-24	Jackson-8	Bird-10	Wright-19	6,687
May 22	@Phoenix	W 95- 89*	2-0	1-0	3-0	Jackson-25	Wright-9	Bird-8	Bonner-24	10,144
May 25	WASHINGTON	W 82- 76	3-0	1-0	4-0	Bird-16 Wright-16	Jackson-7	Bird-7	Currie-24	6,612
May 27	@Chicago	L 75- 84	3-0	1-1	4-1	Jackson-15	Jackson-11	Bird-4	Fowles-19	2,923
May 30	@San Antonio	W 84- 56	3-0	2-1	5-1	Jackson-27	Cash-8	Bird-6	Hodges-12	4,924
<b>JUNE</b>										
Jun 1	ATLANTA	W 90- 72	4-0	2-1	6-1	Jackson-32	Jackson-10	Bird-6	McCoughtry-16	7,586
Jun 5	@Los Angeles	W 79- 75	4-0	3-1	7-1	Bird-22	Jackson-9	Bird-6	Parker-24	6,026
Jun 6	PHOENIX	W 97- 74	5-0	3-1	8-1	Jackson-16 Cash-16 Little-16	Abrosimova-7	Bird-11	Bonner-12 Lilley-12	7,827
Jun 11	LOS ANGELES	W 82- 60	6-0	3-1	9-1	Jackson-17	Jackson-9	Bird-5	Parker-13	7,286
Jun 17	@Indiana	L 65- 72	6-0	3-2	9-2	Jackson-17	Jackson-9	Cash-4	Douglas-15	7,520
Jun 18	@New York	W 92- 84	6-0	4-2	10-2	Bird-22	Jackson-12	Bird-10	Pondexter-24	8,883
Jun 20	SAN ANTONIO	W 82- 61	7-0	4-2	11-2	Cash-22	Jackson-14	Wright-6	Hammon-12 Holdsclaw-12	8,086
Jun 25	INDIANA	W 85- 81	8-0	4-2	12-2	Jackson-28	Jackson-7	Wright-10	Douglas-29	9,083
Jun 27	@Tulsa	W 83- 72	8-0	5-2	13-2	Jackson-24	Little-9	Wright-10	Dorrell-16	4,865
Jun 29	SAN ANTONIO	W 86- 72	9-0	5-2	14-2	Jackson-31	Jackson-15	Wright-12	Hammon-24	7,823
<b>JULY</b>										
Jul 3	@Los Angeles	W 75- 62	9-0	6-2	15-2	Jackson-20	Jackson-8 Cash-8	Bird-7	Toliver-18	9,319
Jul 6	NEW YORK	W 78- 70	10-0	6-2	16-2	Cash-20	Cash-11	Little-4 Wright-4	McWilliams-Frank-2	11,012
Jul 14	@Phoenix	W 111-107#	10-0	7-2	17-2	Jackson-31	Jackson-18	Bird-8	Taurasi-44	13,508
Jul 17	@Minnesota	W 73- 71	10-0	8-2	18-2	Jackson-26	Cash-11	Wright-10	Brunson-19	7,216
Jul 20	@San Antonio	W 80- 74	10-0	9-2	19-2	Jackson-21	Jackson-7 Cash-7	Wright-7	Young-Malcolm-18	12,414
Jul 25	TULSA	W 75- 59	11-0	9-2	20-2	Jackson-16	Willingham-10 Bird-6	Wright-6	Zolman-19	9,686
Jul 27	PHOENIX	W 91- 85	12-0	9-2	21-2	Jackson-33	Jackson-11	Bird-7	Taurasi-27	8,044
Jul 30	CHICAGO	W 80- 60	13-0	9-2	22-2	Cash-16	Little-7 Willingham-7	Bird-8	Fowles-13	7,749
<b>AUGUST</b>										
Aug 1	@Minnesota	L 71- 72	13-0	9-3	22-3	Bird-16	Robinson-7	Bird-10	Augustus-24	7,312
Aug 3	@Tulsa	L 75- 84	13-0	9-4	22-4	Bird-19	Bird-7	Wright-7	Dorrell-21	3,697
Aug 5	CONNECTICUT	W 83- 82	14-0	9-4	23-4	Jackson-31	Jackson-8	Bird-6	Charles-23	7,539
Aug 7	TULSA	W 111- 65	15-0	9-4	24-4	Abrosimova-20	Jackson-10	Abrosimova-8	Latta-14	9,686
Aug 10	@Atlanta	W 80- 70	15-0	10-4	25-4	Jackson-14 Wright-14	Jackson-8	Abrosimova-6	McCoughtry-16	6,042
Aug 13	@Connecticut	L 68- 88	15-0	10-5	25-5	Abrosimova-19	Robinson-7	Abrosimova-6	Jones-19	9,197
Aug 15	@Washington	L 71- 80	15-0	10-6	25-6	Cash-15	Abrosimova-6 Willingham-6	Bird-7	Currie-25	9,438
Aug 17	MINNESOTA	W 68- 64	16-0	10-6	26-6	Jackson-24	Little-14	Bird-8	Whalen-20	7,394
Aug 20	@Phoenix	W 78- 73	16-0	11-6	27-6	Cash-13	Bird-7	Bird-5	Braxton-15	12,459
Aug 21	LOS ANGELES	W 76- 75	17-0	11-6	28-6	Little-22	Cash-7	Bird-9	Thompson-20	9,686

\* OT game  
% 2OT game  
# 3OT game





Back row (L-R): Head Coach Brian Agler, Director of Basketball Operations Missy Bequette, Belinda Snell, Ewelina Kobryn, Allie Quigley, Assistant Coach Jenny Boucek, Athletic Trainer Tom Spencer, Equipment Manager Kayce Kirihara  
 Front row (L-R): Tanisha Wright, Katie Smith, Swin Cash, Lauren Jackson, Ashley Robinson, Camille Little, Le'Coie Willingham, Sue Bird

## 2011 Seattle Storm

### Regular Season Statistics (21-13)

PLAYER	G	GS	MIN	FG	FGA	PCT	FG3	FG3A	3PCT	FT	FTA	PCT	OR	DR	REB	AST	PF	DQ	STL	TO	BLK	PTS	AVG
Bird	34	34	1123	183	408	.449	71	166	.428	63	72	.875	14	85	99	165	43	0	48	80	6	500	14.7
Cash	34	34	1128	151	381	.396	35	123	.285	115	136	.846	52	182	234	81	100	1	32	94	21	452	13.3
Jackson	13	13	322	53	134	.396	14	45	.311	38	43	.884	11	53	64	4	33	1	13	17	11	158	12.2
Wright	33	32	953	118	240	.492	18	49	.367	78	87	.897	25	81	106	97	97	0	40	90	1	332	10.1
Little	33	33	887	129	278	.464	5	22	.227	55	83	.663	46	125	171	54	110	1	45	75	22	318	9.6
Smith	34	3	853	88	223	.395	49	124	.395	30	35	.857	17	62	79	68	66	0	24	45	5	255	7.5
Willingham	34	8	649	87	184	.473	11	40	.275	34	53	.642	53	90	143	37	61	0	18	45	7	219	6.4
Robinson	34	13	583	59	122	.484	0	1	.000	11	22	.500	41	91	132	24	91	2	22	44	33	129	3.8
Snell	21	0	134	11	28	.393	8	21	.381	11	13	.846	3	12	15	7	18	0	3	9	2	41	2.0
Kobryn	18	0	123	11	30	.367	2	7	.286	2	3	.667	5	17	22	6	16	0	5	8	6	26	1.4
Quigley	7	0	14	1	5	.200	0	1	.000	2	2	1.000	1	3	4	1	1	0	1	1	1	4	0.6
Thomas	7	0	22	1	1	1.000	0	0	---	0	0	---	1	3	4	1	7	0	2	7	2	2	0.3
Ibekwe	3	0	8	0	2	.000	0	0	---	0	0	---	0	3	3	0	0	0	0	1	0	0	0.0
STORM	34	-	6800	892	2036	.438	213	599	.356	439	549	.800	269	807	1076	545	643	5	253	547	117	2436	71.6
OPPTS	34	-	6800	885	2116	.418	168	468	.359	437	572	.764	291	722	1013	509	545	1	269	482	127	2375	69.9

### Storm Season Notes

- The Storm reached the 20-win mark for the fourth consecutive season and became just the second team in the WNBA history to be so consistently successful for so long. The 21 wins rank third in franchise history (28 in 2010, 22 in 2008).
- The Storm's eighth playoff appearance in a row ties the Sparks for the longest streak in WNBA history.
- The Storm finished the season 15-2 at KeyArena, tying Connecticut for the league's best home record. Under Agler, the Storm improved to 61-7 (.897) at home.
- Katie Smith reached 6,000 points in the season's final game, becoming just the third WNBA player to the mark. Counting the 1,433 she scored in the ABL, Smith is the all-time leading scorer in women's professional basketball history with 7,448 points.
- Sue Bird and Swin Cash both joined the 4,000-point club.
- Bird and Cash represented the Storm as starters for the Western Conference All-Star team. Cash was named All-Star MVP.
- The last win of the regular season saw Brian Agler tie Van Chancellor for the most wins by a coach in women's professional basketball history with 211 (72 ABL, 138 WNBA).

# 2011 GAME BY GAME RESULTS



Date	Opponent	Team	Home	Road	Total	High Scoring	High Rebound	High Assist	Opp. Scoring	Atten.
<b>JUNE</b>										
Jun 4	PHOENIX	W 78- 71	1-0	0-0	1-0	Little-18	Little-9	Bird-10	Taurasi-31	11,548
Jun 9	MINNESOTA	L 74- 81	1-1	0-0	1-1	Bird-24	Cash-7 Jackson-7	Cash-5	Brunson-22	6,291
Jun 17	INDIANA	W 68- 54	2-1	0-0	2-1	Cash-14	Cash-8	Cash-5	Douglas-11	8,178
Jun 19	@Los Angeles	L 50- 74	2-1	0-1	2-2	Bird-15	Little-8 Wright-4	Cash-4	Hoffman-12	9,119
Jun 21	@Tulsa	W 82- 77	2-1	1-1	3-2	Bird-21	Cash-9	Bird-6	Jackson-Jones-20	4,612
Jun 24	MINNESOTA	W 65- 55	3-1	1-1	4-2	Little-16	Cash-9	Bird-8	Augustus-17	7,914
<b>JULY</b>										
Jul 1	@Connecticut	L 70- 75	3-1	1-2	4-3	Cash-25	Cash-9	Smith-4	Charles-207,748	
Jul 3	@Washington	W 73- 63	3-1	2-2	5-3	Cash-19	Cash-7	Bird-5	Dunlap-19	11,604
Jul 5	@Indiana	L 61- 78	3-1	2-3	5-4	Bird-21	Willingham-8	Bird-5 Wright-5	Davenport-15	6,525
Jul 9	LOS ANGELES	W 99- 80	4-1	2-3	6-4	Cash-26	Willingham-7	Bird-8	Lavender-21	9,686
Jul 12	WASHINGTON	W 79- 71	5-1	2-3	7-4	Bird-22	Cash-6 Smith-6 Wright-6	Wright-7	Coleman-16	13,384
Jul 14	@San Antonio	L 66- 69	5-1	2-4	7-5	Wright-18	Robinson-7 Willingham-7	Bird-7	Adams-23	9,167
Jul 16	@Minnesota	L 62- 69	5-1	2-5	7-6	Wright-18	Cash-9	Smith-4	Augustus-19	7,733
Jul 19	@Chicago	L 69- 78	5-1	2-6	7-7	Bird-26	Robinson-10	Bird-4 Smith-4 Wright-4	Fowles-24	6,026
Jul 21	SAN ANTONIO	W 73- 55	6-1	2-6	8-7	Wright-17	Cash-9 Robinson-9	Bird-7	Young-Malcolm-12	6,922
Jul 26	@Phoenix	W 83- 77	6-1	3-6	9-7	Bird-18	Cash-8 Willingham-8	Bird-7	Taurasi-26	6,108
Jul 29	@Minnesota	L 67- 92	6-1	3-7	9-8	Cash-18	Kobryn-9	Cash-4 Wright-4	Augustus-16 Wiggins-16	7,856
Jul 30	@Tulsa	W 89- 72	6-1	4-7	10-8	Bird-29	Cash-9	Bird-7	Jackson-Jones-16	5,067
<b>AUGUST</b>										
Aug 2	SAN ANTONIO	W 78- 64	7-1	4-7	11-8	Bird-17	Cash-9	Wright-7	Dorrell-12	6,179
Aug 5	CONNECTICUT	W 81- 79	8-1	4-7	12-8	Bird-20	Cash-7	Cash-5 Wright-5	Montgomery-19	7,289
Aug 7	@Atlanta	L 53- 70	8-1	4-8	12-9	Cash-16	Smith-6	Bird-3	McCoughtry-17	7,337
Aug 9	@New York	L 56- 58	8-1	4-9	12-10	Bird-17	Cash-7 Willingham-7	Bird-4 Wright-4	Pondexter-19	6,732
Aug 11	TULSA	W 77- 63	9-1	4-9	13-10	Little-19	Little-7	Bird-3 Little-3 Wright-3	Cabbage-24	6,503
Aug 13	ATLANTA	L 63- 92	9-2	4-9	13-11	Smith-15	Robinson-6	Bird-3	Castro Marques-17 McCoughtry-17	9,686
Aug 16	@Phoenix	L 79- 81	9-2	4-10	13-12	Bird-23	Cash-15	Bird-8	Taurasi-24	8,870
Aug 20	NEW YORK	W 63- 62	10-2	4-10	14-12	Jackson-20	Cash-7 Jackson-7	Bird-4 Smith-4	Pierson-15	7,139
Aug 23	SAN ANTONIO	W 63- 55	11-2	4-10	15-12	Wright-16	Cash-9	Bird-5	Young-Malcolm-14	6,559
Aug 25	TULSA	W 74- 57	12-2	4-10	16-12	Jackson-14	Robinson-9	Bird-4	Jackson-Jones-12 Swoopes-12	6,887
Aug 28	LOS ANGELES	W 65- 63	13-2	4-10	17-12	Jackson-14	Cash-7	Bird-4	Parker-19	9,686
Aug 30	@Los Angeles	L 62- 68	13-2	4-11	17-13	Wright-14 Bird-15	Bird-7 Cash-8 Wright-8	Bird-4 Wright-4	Parker-27	9,023
<b>SEPTEMBER</b>										
Sep 2	@Tulsa	W 78- 72	13-2	5-11	18-13	Bird-21	Willingham-7	Bird-5 Wright-5	Lacy-18	6,117
Sep 3	@San Antonio	W 70- 60	13-2	6-11	19-13	Bird-15	Cash-12	Bird-6	Young-Malcolm-22	9,575
Sep 9	PHOENIX	W 85- 70	14-2	6-11	20-13	Smith-26	Cash-14	Bird-6	Taurasi-36	9,686
Sep 11	CHICAGO	W 81- 70	15-2	6-11	21-13	Little-17 Smith-17	Cash-5 Little-5	Bird-5 Little-5	Fowles-30	13,659

\* OT game  
% 2OT game  
# 3OT game

2016 SEATTLE STORM MEDIA GUIDE



Back row (L-R): Alysha Clark, Svetlana Abrosimova, Camille Little, Shekinna Stricklen, Tanisha Wright, Sue Bird, Ann Wauters, Katie Smith, Tina Thompson, Ewelina Kobryn, Lauren Jackson

**2012 Seattle Storm  
Regular Season Statistics (16-18)**

PLAYER	G	GS	MIN	FG	FGA	PCT	FG3	FG3A	3PCT	FT	FTA	PCT	OR	DR	REB	AST	PF	DQ	STL	TO	BLK	PTS	AVG
Bird	29	29	898	133	290	0.459	53	138	0.384	36	46	0.783	6	77	83	155	32	0	26	65	3	355	12.2
Little	34	34	947	130	274	0.474	11	33	0.333	113	153	0.739	52	123	175	63	93	0	24	93	17	384	11.3
Jackson	9	9	167	34	80	0.425	6	29	0.207	18	25	0.72	7	43	50	2	20	0	4	12	7	92	10.2
Wauters	25	17	574	95	183	0.519	9	20	0.45	42	57	0.737	33	113	146	36	48	0	14	57	18	241	9.6
Thompson	29	5	551	91	206	0.442	41	96	0.427	35	42	0.833	24	76	100	14	66	0	14	37	22	258	8.9
Stricklen	34	3	784	100	253	0.395	37	117	0.316	36	52	0.692	28	119	147	40	70	0	24	35	8	273	8
Wright	32	32	953	88	236	0.373	10	52	0.192	67	78	0.859	23	74	97	140	88	0	38	85	4	253	7.9
Smith	34	31	919	77	187	0.412	44	110	0.4	31	37	0.838	8	85	93	73	82	1	20	51	4	229	6.7
Kobryn	33	6	438	56	136	0.412	10	27	0.37	36	50	0.72	16	62	78	15	46	1	16	41	14	158	4.8
Abrosimova	19	4	329	34	98	0.347	8	36	0.222	11	24	0.458	11	45	56	31	26	0	20	40	3	87	4.6
Clark	23	0	238	29	53	0.547	9	20	0.45	12	17	0.706	13	34	47	7	27	0	5	19	1	79	3.4
Dunlap	5	0	28	3	10	0.3	0	1	0	7	10	0.7	7	4	11	1	4	0	0	3	0	13	2.6
STORM	34	-	6825	870	2006	0.434	238	679	0.351	444	591	0.751	228	855	1083	577	602	2	205	578	101	2422	71.2
OPPPTS	34	-	6825	877	2244	0.391	212	620	0.342	470	615	0.764	360	785	1145	511	592	2	307	462	123	2436	71.6

**Storm Season Notes**

- Tied a franchise high with 14 made three-point field goals against Minnesota on May 27 as well as against Tulsa on Sept. 6
- 101 points scored against Tulsa were fourth most in franchise history
- 238 three-point fields goal made on the year were second most in franchise history
- 577 assists on the year were second most in franchise history
- 855 defensive rebounds were a franchise record for a single-season and 1,145 total rebounds also set a single-season franchise record
- 212 three-point field goals made on the year were the most in franchise history
- Tanisha Wright scored her 1,750th career point on June 9 against San Antonio
- Shekinna Stricklen averaged 8.1 points per game, the most by any Storm rookie since 2002
- Against Los Angeles on May 22, Camille Little recorded her 1,500th career point, 200th steal and 200th assist in the same game

# 2012 GAME BY GAME RESULTS



Date	Opponent	Team	Home	Road	Total	High Scoring	High Rebound	High Assist	Opp. Scoring	Atten.
<b>MAY</b>										
May 18	LOS ANGELES	L 66- 72	0-1	0-0	0-1	Wauters-17	Thompson-8	Bird-6	Toliver-25	9,686
May 22	@Los Angeles	L 61- 74	0-1	0-1	0-2	Wauters-15	Wauters-8	Bird-5	Parker-21	10,717
May 27	@Minnesota	L 71- 84	0-1	0-2	0-3	Wauters-13	Wauters-9	Bird-9	Moore-19	7,832
<b>JUNE</b>										
Jun 1	TULSA	W 76- 58	1-1	0-2	1-3	Bird-27	Little-9	Wright-4	Lacy-12	7,489
Jun 3	@Los Angeles	L 65- 67	1-1	0-3	1-4	Smith-19	Wauters-7	Bird-6	Toliver-23	12,639
Jun 6	@Minnesota	L 55- 79	1-1	0-4	1-5	Wright-14	Dunlap-5	Bird-3	McWilliams-Frank-1	8,263
Jun 9	@San Antonio	L 67- 80	1-1	0-5	1-6	Stricklen-14	Wauters-5	Wright-3	Adams-13	8,187
Jun 13	@Chicago	L 58- 74	1-1	0-6	1-7	Thompson-13	Little-8	Wright-6	Prince-17	4,681
Jun 15	@Tulsa	W 86- 73	1-1	1-6	2-7	Bird-21	Stricklen-8	Bird-10	Lacy-16	5,100
Jun 17	MINNESOTA	W 65- 62	2-1	1-6	3-7	Bird-21	Wauters-8	Wright-7	Moore-14	8,349
Jun 22	SAN ANTONIO	W 82- 76	3-1	1-6	4-7	Wright-20	Thompson-5	Wright-8	Perkins-20	6,849
Jun 24	WASHINGTON	W 72- 55	4-1	1-6	5-7	Bird-14	Thompson-9	Wright-5	Langhorne-21	6,979
Jun 26	@Washington	W 79- 71	4-1	2-6	6-7	Wauters-14	Wauters-7	Wright-5	Langhorne-20	6,645
Jun 30	@New York	L 59- 77	4-1	2-7	6-8	Bird-25	Little-7	Bird-3	Carson-22	6,724
Jun 30	@New York	L 59- 77	4-1	2-7	6-8	Wauters-10	Thompson-10	Bird-4		
<b>JULY</b>										
Jul 1	@Connecticut	W 89- 83*	4-1	3-7	7-8	Little-27	Little-9	Bird-8	Lawson-22	9,201
Jul 7	@Los Angeles	L 59- 83	4-1	3-8	7-9	Little-12	Thompson-7	Wright-8	Toliver-23	12,229
Jul 8	PHOENIX	W 83- 68	5-1	3-8	8-9	Bird-31	Little-9	Wright-5	Bonner-12	8,639
Jul 11	ATLANTA	L 59- 70	5-2	3-8	8-10	Stricklen-16	Stricklen-9	Bird-8	Lyttle-21	9,686
Jul 13	@Phoenix	W 83- 64	5-2	4-8	9-10	Smith-19	Stricklen-11	Bird-9	Bonner-18	7,647
<b>AUGUST</b>										
Aug 16	PHOENIX	W 72- 58	6-2	4-8	10-10	Little-17	Little-6	Wright-8	Prahalis-15	6,987
Aug 18	LOS ANGELES	L 71- 82	6-3	4-8	10-11	Wright-21	Clark-6	Wright-4	Toliver-22	9,127
Aug 21	MINNESOTA	L 73- 86	6-4	4-8	10-12	Little-20	Little-5	Bird-4	Augustus-22	6,169
Aug 23	INDIANA	L 66- 68	6-5	4-8	10-13	Little-15	Stricklen-5	Wright-5	Catchings-18	5,819
Aug 26	NEW YORK	W 84- 66	7-5	4-8	11-13	Bird-18	Little-8	Bird-10	Pondexter-23	6,459
Aug 30	PHOENIX	L 68- 75	7-6	4-8	11-14	Little-11	Wright-8	Bird-8	Bonner-24	6,379
<b>SEPTEMBER</b>										
Sep 6	TULSA	W 101- 74	8-6	4-8	12-14	Jackson-23	Stricklen-8	Wright-8	Latta-18	5,948
Sep 8	@Tulsa	W 89- 66	8-6	5-8	13-14	Little-28	Little-9	Wright-7	Latta-14	7,415
Sep 11	@Atlanta	L 61- 77	8-6	5-9	13-15	Jackson-14	Jackson-9	Bird-6	McCoughtry-23	5,558
Sep 12	@Indiana	L 48- 72	8-6	5-10	13-16	Abrosimova-11	Jackson-10	Smith-3	Douglas-16	6,337
Sep 14	@San Antonio	L 66- 90	8-6	5-11	13-17	Wauters-12	Wauters-9	Tied with-4	Hammon-25	7,109
Sep 16	CONNECTICUT	L 58- 60	8-7	5-11	13-18	Thompson-12	Smith-8	Wright-8	Lawson-13	7,748
Sep 18	CHICAGO	W 75- 60	9-7	5-11	14-18	Stricklen-12	Stricklen-8	Bird-8	Prince-21	6,459
Sep 21	SAN ANTONIO	W 84- 75	10-7	5-11	15-18	Wauters-16	Wauters-8	Smith-6	Adams-16	8,494
Sep 23	@Phoenix	W 71- 57	10-7	6-11	16-18	Smith-16	Wauters-13	Smith-5	Bonner-13	7,576

\* OT game  
 % 2OT game  
 # 3OT game

2016 SEATTLE STORM MEDIA GUIDE



Back row (L-R): Equipment Manager Kayce Kirihara, Strength & Conditioning Coach Susan Borchardt, Athletic Trainer Tom Spencer, Assistant Coach Nancy Darsch, Tianna Hawkins, Ashley Robinson, Nakia Sanford, Tina Thompson, Camille Little, Head Coach Brian Agler, Assistant Coach Jenny Boucek, Manager of Basketball Operations Derek Liebert.  
 Front row (L-R): Tanisha Wright, Sue Bird, Alysha Clark, Noelle Quinn, Temeka Johnson, Shekinna Stricklen

## 2013 Seattle Storm

### Regular Season Statistics (17-17)

PLAYER	G	GS	MIN	FG-A	PCT	3FG-A	3PCT	FT-A	PCT	OR	DR	REB	AST	PF	DQ	STL	TO	BLK	PTS	AVG
Thompson	34	34	976	154-376	.410	60-162	.370	111-127	.874	40	158	198	39	79	0	18	50	22	479	14.1
Wright	34	34	1050	146-332	.440	13-46	.283	100-117	.855	29	98	127	138	90	1	38	98	7	405	11.9
Little	34	34	1030	121-277	.437	13-46	.283	114-142	.803	65	96	161	47	89	0	42	81	9	369	10.9
Johnson	32	32	877	114-266	.429	21-57	.368	77-88	.875	13	69	82	127	68	1	28	85	3	326	10.2
Stricklen	34	21	797	131-319	.411	54-157	.344	25-39	.641	28	68	96	28	54	0	25	40	13	341	10.0
Quinn	34	15	870	70-198	.354	13-56	.232	32-38	.842	21	144	165	56	39	0	28	42	8	185	5.4
Clark	33	0	505	48-106	.453	16-41	.390	19-25	.760	32	50	82	12	50	0	14	35	5	131	4.0
Hawkins	33	0	321	48-91	.527	5-21	.238	11-13	.846	17	35	52	6	59	2	9	22	4	112	3.4
Sanford	15	0	153	8-27	.296	0-0	---	9-16	.563	12	18	30	8	28	0	1	12	4	25	1.7
Robinson	21	0	200	13-29	.448	0-0	---	6-10	.600	11	18	29	7	32	0	1	23	8	32	1.5
Bravard	6	0	27	1-3	.333	1-2	.500	0-0	---	3	2	5	0	12	0	1	3	1	3	0.5
Hassell	4	0	9	1-2	.500	0-0	---	0-0	---	0	0	0	1	1	0	0	0	0	2	0.5
Tinkle	6	0	11	0-3	.000	0-2	.000	0-0	---	1	2	3	0	1	0	0	0	0	0	0.0
STORM	34	-	6825	855-2029	.421	196-590	.332	504-615	.820	272	758	1030	469	602	4	205	534	84	2410	70.9
OPPTS	34	-	6825	916-2106	.435	140-467	.300	519-648	.801	296	777	1073	533	593	1	283	449	139	2491	73.3

### Storm Season Notes

- Led by Tina Thompson, who announced her retirement prior to the season, the Storm qualified for a WNBA record 10th-straight playoff appearance
- Finished 17-17 (Fourth, West), reaching the playoffs for the 10th straight season.
- Shot .820 (504-615) from the free-throw line, the highest single-season mark in team history
- Eight road wins were third-most in franchise history
- .470 road winning percentage was third-best in franchise history
- The team's 777 defensive rebounds were second most in franchise history.
- Tina Thompson's 60 three-point field goals on the year were tied for third-highest in franchise history.
- Camille Little grabbed her 1,000th career rebound on September 16 against Connecticut and scored her 2,000th career point on August 6 at Phoenix.
- Shekinna Stricklen scored her 500th career point on August 15 against Chicago
- Tanisha Wright earned WNBA All-Defensive First Team for the fourth time in her career.
- Wright scored her 2,000th career point on June 14 against Atlanta

# 2013 GAME BY GAME RESULTS



Date	Opponent	Team	Home	Road	Total	High Scoring	High Rebound	High Assist	Opp. Scoring	Atten.
<b>MAY</b>										
May 26	at Los Angeles	L 69-102	0-0	0-1	0-1	Little-13	6 with 3	Johnson-5 Wright-5	Toliver-17	10,090
<b>JUNE</b>										
Jun 2	PHOENIX	W 75-72	1-0	0-1	1-1	Wright-20	Thompson-6	Johnson-6	Dupree-18	9,686
Jun 7	TULSA	L 58-67	1-1	0-1	1-2	Thompson-17	Thompson-5 Little-5	Quinn-2 Wright-2 Johnson-2	G. Johnson-17	6,879
Jun 14	at Atlanta	L 59-68	1-1	0-2	1-3	Thompson-11 Johnson-11	Thompson-7	Wright-6	McCoughtry-23	4,960
Jun 16	at Connecticut	W 78-66	1-1	1-2	2-3	Thompson-17	Little-9	Johnson-6	Hightower-17	6,550
Jun 18	WASHINGTON*	W 96-86	2-1	1-2	3-3	Thompson-30	Thompson-8	Wright-6	Langhorne-23	4,579
Jun 21	at San Antonio	W 91-86	2-1	2-2	4-3	Little-23	Little-10	Johnson-7	Perkins-21	7,009
Jun 22	at Tulsa	L 70-92	2-1	2-3	4-4	Hawkins-17	Little-5 Wright-5 Clark-5	Johnson-3	G. Johnson-14	4,327
Jun 28	NEW YORK	L 62-67	2-2	2-3	4-5	Johnson-22	Quinn-5 Little-5 Wright-5	5 with 1	Pondexter-23	7,687
Jun 30	at Indiana	L 63-71	2-2	2-4	4-6	Stricklen-11	Little-8	Wright-3 Johnson-3	Catchings-18	6,355
<b>JULY</b>										
Jul 2	at Chicago	W 69-60	2-2	3-4	5-6	Little-16 Johnson-16	Thompson-11	Wright-5 Johnson-5	Delle Donne-12 Prince-12	5,808
Jul 6	at Washington	L 59-62	2-2	3-5	5-7	Stricklen-20	Little-6	Johnson-10	Langhorne-12	6,174
Jul 9	at New York	L 57-66	2-2	3-6	5-8	Thompson-13	Thompson-7	Johnson-5	Pierson-22	5,766
Jul 14	ATLANTA	W 73-65	3-2	3-6	6-8	Wright-21	Little-10	Johnson-5	De Souza-16 Bentley-16	6,479
Jul 17	TULSA	L 59-86	3-3	3-6	6-9	Little-11	Little-6 Clark-6	Wright-6	Williams-26	9,686
Jul 20	LOS ANGELES	L 64-65	3-4	3-6	6-10	Little-22	Thompson-7	Johnson-5	Ogwumike-24	6,357
Jul 25	at Los Angeles	W 73-66	3-4	4-6	7-10	Thompson-23	Thompson-8 Quinn-8	Johnson-4	Parker-24	12,651
<b>AUGUST</b>										
Aug 1	PHOENIX	W 88-79	4-4	4-6	8-10	Thompson-16 Johnson-16	Thompson-7	Wright-7 Johnson-7	Bonner-19	6,457
Aug 4	at Minnesota	L 72-90	4-4	4-7	8-11	Stricklen-24	Wright-6 Quinn-6	Wright-6	Whalen-22	9,032
Aug 6	at Phoenix	W 80-65	4-4	5-7	9-11	Thompson-19 Wright-19	Thompson-8	Thompson-4	Dupree-18	6,877
Aug 9	SAN ANTONIO	L 56-77	4-5	5-7	9-12	Stricklen-16	Clark-5 Quinn-5	5 with 2	S. Johnson-15	5,978
Aug 11	SAN ANTONIO	W 69-63	5-5	5-7	10-12	Thompson-17	Thompson-11 Quinn-11	Johnson-6	Perkins-19	6,249
Aug 15	CHICAGO	L 66-79	5-6	5-7	10-13	Wright-20	Wright-5	Johnson-6	Cash-18	6,829
Aug 17	INDIANA	W 77-70	6-6	5-7	11-13	Thompson-23	Thompson-7	Wright-8	Catchings-21	6,889
Aug 20	LOS ANGELES	W 77-57	7-6	5-7	12-13	Johnson-18	Thompson-10	Wright-9	Ogwumike-12	6,738
Aug 23	at Phoenix	W 81-73	7-6	6-7	13-13	Johnson-23	Stricklen-7 Thompson-7	Little-3 Johnson-3	Bonner-20	8,026
Aug 25	at San Antonio	L 64-70	7-6	6-8	13-14	Quinn-14	Little-6	Wright-7	S. Johnson-17	6,828
Aug 27	at San Antonio	W 72-71	7-6	7-8	14-14	Thompson-27	Thompson-13	Wright-7	Perkins-17	6,097
Aug 29	CONNECTICUT	W 78-65	8-6	7-8	15-14	Thompson-18 Little-18	Thompson-9	Johnson-9	Charles-18	5,567
Aug 31	at Minnesota	L 74-97	8-6	7-9	15-15	Thompson-18	Clark-5	Wright-10	Moore-30	9,123
<b>SEPTEMBER</b>										
Sep 7	MINNESOTA	L 60-75	8-7	7-9	15-16	Wright-22	Wright-8	Wright-3	Brunson-19	8,147
Sep 10	MINNESOTA	L 60-73	8-8	7-9	15-17	Wright-14	Quinn-8	Wright-5	Moore-20	5,486
Sep 12	at Tulsa	W 76-67	8-8	8-9	17-17	Stricklen-26	Thompson-10	Wright-6	Williams-17	6,513
Sep 14	TULSA	W 85-73	9-8	8-9	17-17	Thompson-22	Quinn-10	Wright-8	Lacy-21	8,978

\* OT game



Back row (L-R): Athletic Trainer Tom Spencer, Assistant Coach Shaquala Williams, Alysha Clark, Nicole Powell, Waltiea Rolle, Angel Robinson, Jenna O'Hea, Shekinna Stricklen, Strength & Conditioning Coach Susan Borchardt, Equipment Manager Kayce Kirihara, Basketball Operations Manager Preston Fawcett

Front row (L-R): Associate Head Coach Jenny Boucek, Crystal Langhorne, Noelle Quinn, Tanisha Wright, Sue Bird, Temeka Johnson, Camille Little, Head Coach & General Manager Brian Agler

## 2014 Seattle Storm

### Regular Season Statistics (12-22)

PLAYER	G	GS	MIN	FG-A	PCT	3FG-A	3PCT	FT-A	PCT	OR	DR	REB	AST	PF	DQ	STL	TO	BLK	PTS	AVG
Little	33	33	1017	146-326	.448	27-80	.338	106-133	.797	40	103	143	53	84	2	34	80	14	425	12.9
Langhorne	34	34	983	180-315	.571	2-3	.667	75-114	.658	57	196	253	34	76	0	21	68	12	437	12.9
Bird	33	33	963	129-334	.386	39-113	.345	54-65	.831	6	66	72	133	32	0	26	75	1	351	10.6
Wright	29	29	740	80-192	.417	5-18	.278	66-83	.795	14	54	68	103	75	1	27	61	4	231	8.0
Stricklen	33	10	578	86-200	.430	47-122	.385	19-26	.731	9	60	69	23	65	0	20	27	3	238	7.2
Johnson	34	3	578	73-202	.361	17-50	.340	35-38	.921	8	64	72	110	41	0	24	53	2	198	5.8
O'Hea	29	0	389	51-117	.436	29-72	.403	9-10	.900	14	24	38	30	49	0	12	24	9	140	4.8
Clark	34	22	561	56-125	.448	14-57	.246	16-23	.696	26	47	73	20	64	0	16	24	10	142	4.2
Quinn	32	5	483	46-121	.380	8-31	.258	22-25	.880	14	66	80	43	27	0	17	18	3	122	3.8
Rolle	6	0	66	7-10	.700	0-0	---	2-2	1.000	5	14	19	2	5	0	2	2	0	16	2.7
Robinson	25	1	179	23-40	.575	0-0	---	8-10	.800	11	25	36	7	32	0	6	19	8	54	2.2
Powell	26	0	339	18-69	.261	13-52	.250	7-9	.778	12	35	47	7	39	0	20	11	3	56	2.2
STORM	34	-	6875	895-2051	.436	201-598	.336	419-538	.779	216	754	970	565	589	3	225	498	69	2410	70.9
OPPONENTS	34	-	6875	979-2142	.457	144-440	.327	459-576	.797	281	825	1106	559	560	3	269	447	114	2561	75.3

## SEASON NOTES

- Seattle finished the season 12-22, fifth in West, DNQ
- Sue Bird surpassed the 2,000 career assists mark on June 19 against San Antonio
- Tanisha Wright dished out her 1,000th career assist on August 10 against Tulsa, becoming the second player to do so in franchise history alongside Bird. Wright also grabbed her 900th career rebound in the contest against Tulsa.
- Temeka Johnson recorded the first ever triple-double in franchise history on July 24 against New York, becoming only the fifth player in league history to do so.
- WNBA GM's voted Seattle as "Best Home Court Advantage" for the fifth straight year. Since the league added the category to the GM survey in 2009, Seattle has won the award every year.
- June was a milestone month for Sue Bird. On June 19, Bird reached 2,000 career assists against San Antonio. Then, on June 29, Bird grabbed her 1,000th career rebound at Minnesota.

# 2014 GAME BY GAME RESULTS



DATE	OPPONENT	RESULT	HOME	ROAD	TOTAL	Top Scorer	Top Rebounder	Top Assists	Atten.
<b>MAY</b>									
16	LOS ANGELES	L 69- 80	0-1	0-0	0-1	O'Hea-12	Langhorne-9	Johnson-6	8,749
17	at Phoenix	L 64- 81	0-1	0-1	0-2	Little-14	Little-7	Bird-3	10,20
23	at Connecticut	L 59- 71	0-1	0-2	0-3	Langhorne-15	Langhorne-7	Johnson-3	6,573
24	at Washington	W 73- 65	0-1	1-2	1-3	Bird-16	Langhorne-14	Bird-4	5,847
27	at New York	L 64- 70	0-1	1-3	1-4	Bird-21	Langhorne-15	Bird-5	7,259
30	at Atlanta	L 69- 80	0-1	1-4	1-5	Langhorne-21	Langhorne-11	Wright-6	5,486
<b>JUNE</b>									
1	TULSA	W 62-60	1-1	1-4	2-5	Langhorne-23	Langhorne-8	Wright-5	6,128
3	at Phoenix	L 72- 87	1-1	1-5	2-6	Langhorne-27	Langhorne-8	Wright-7	8,206
6	MINNESOTA	W 65- 62	2-1	1-5	3-6	Wright-13	Langhorne-8	Bird-10	6,836
10	at Chicago	W 80- 76	2-1	2-5	4-6	Langhorne-13	Langhorne-10	Bird-6	3,958
11	at Indiana	L 68- 76	2-1	2-6	4-7	Wright-17	Langhorne-5	Bird-5	7,925
13	at San Antonio	W 79- 72	2-1	3-6	5-7	Little-17	Langhorne-9	Bird-5	7,925
						Wright-13		Johnson-7	5,012
						Little-13			
						Johnson-13			
15	at Tulsa	L 79- 85	2-1	3-7	5-8	Wright-24	Langhorne-7	Johnson-6	4,141
19	SAN ANTONIO	L 82- 87(OT)	2-2	3-7	5-9	Bird-23	Little-9	Bird-9	5,376
22	WASHINGTON	W 89- 86(OT)	3-2	3-7	6-9	Langhorne-9	Langhorne-9	Quinn-7	5,421
24	at Los Angeles	L 57- 65	3-2	3-8	6-10	Quinn-11	Quinn-11	Johnson-5	8,593
27	MINNESOTA	W 81- 71	4-2	3-8	7-10	Langhorne-7	Langhorne-7	Johnson-5	8,593
29	at Minnesota	L 69- 74	4-2	3-9	7-11	Little-31	Quinn-9	Bird-9	6,547
						Bird-21	Langhorne-8	Bird-7	8,814
							Quinn-8		
<b>JULY</b>									
3	LOS ANGELES	L 56- 70	4-3	3-9	7-12	Langhorne-19	Langhorne-8	Bird-3	5,288
5	CHICAGO	W 80- 73	5-3	3-9	8-12	Bird-19	Langhorne-8	Wright-1	6,387
9	atPhoenix	L 58- 78	5-3	3-10	8-13	Langhorne-19	Langhorne-10	Stricklen-5	9,155
11	at San Antonio	W 88- 67	5-3	4-10	9-13	Robinson-10	Stricklen-6	Johnson-8	12,117
						Stricklen-19	Clark-6		
13	at Minnesota	L 60- 77	5-3	4-11	9-14	Langhorne-10	Langhorne-8	Johnson-4	9,114
15	CONNECTICUT	L 63- 86	5-4	4-11	9-15	Little-17	Langhorne-6	Quinn-4	8,782
						Little-14		Johnson-4	
22	PHOENIX	L 71- 89	5-5	4-11	9-16	Bird-6	Langhorne-9	Bird-6	7,429
24	NEW YORK	L 80- 84(OT)	5-6	4-11	9-17	Langhorne-22	Langhorne-9	Bird-6	7,429
26	LOS ANGELES	L 69- 77	5-7	4-11	9-18	Little-22	Johnson-10	Johnson-11	4,863
29	at Tulsa	L 74- 80	5-7	4-12	9-19	Langhorne-21	Langhorne-8	Johnson-4	5,546
						Bird-15	Langhorne-6	Bird-3	4,735
								Johnson-3	
31	INDIANA	L 67- 76	5-8	4-12	9-20	Stricklen-20	Bird-4	Bird-5	6,179
							Quinn-4		
<b>AUGUST</b>									
3	SAN ANTONIO	W 71- 65	6-8	4-12	10-20	Langhorne-19	Langhorne-10	Bird-4	5,736
								Little-4	
7	ATLANTA	W 88- 68	7-8	4-12	11-20	Langhorne-19	Langhorne-10	Bird-4	5,736
10	TULSA	W 74- 68	8-8	4-12	12-20	Little-21	Little-13	Bird-5	9,686
						Bird-22	Johnson-7	Wright-6	6,079
							Langhorne-7		
15	at Los Angeles	L 65- 77	8-8	4-13	12-21	O'Hea-16	Rolle-10	Quinn-9	9,647
17	PHOENIX	L 65- 78	8-9	4-13	12-22	Langhorne-16	Bird-5	Wright-4	9,149
							Rolle-5		





Back row (L-R): Assistant Coach Ron Fodor, Assistant Coach Ryan Webb, Head Coach Jenny Boucek, Crystal Langhorne, Abby Bishop, Quanitra Hollingsworth, Markeisha Gatling, Ramu Tokashiki, Athletic Trainer Tom Spencer, Assistant Coach Leah Drury, Assistant Coach Julie Rousseau, Sports Performance Coach Shireen Mansoori  
 Front row (L-R): Basketball Operations Manager Preston Fawcett, Renee Montgomery, Jenna O'Hea, Kaleena Mosqueda-Lewis, Jewell Loyd, Sue Bird, Alysha Clark, Angel Goodrich, Adanced Scout Emre Vaternsever

## 2015 Seattle Storm Regular Season Statistics (10-24)

PLAYER	GP-GS	MIN	FGM-A	PCT	3FGM-A	PCT	FTM-A	PCT	OFF	DEF	TOT/AVG	AST	PF-DQ	STL	TO	BLK	PTS/AVG
Langhorne	34-34	873	156-286	.545	0-2	.000	66-88	.750	39	155	194/5.7	32	63-1	37	70	14	378/11.1
Loyd	34-23	881	125-304	.411	10-48	.208	104-115	.904	33	86	119/3.5	66	53-0	19	68	8	364/10.7
Bird	27-27	772	107-279	.384	25-83	.301	39-49	.796	5	58	63/2.3	147	32-0	24	66	2	278/10.3
Tokashiki	30-16	618	98-236	.415	0-2	.000	50-58	.862	21	77	98/3.3	24	60-0	7	26	27	246/8.2
Montgomery	17-2	303	40-106	.377	20-51	.392	20-23	.870	3	28	31/1.8	51	35-0	16	34	3	120/7.1
Clark	33-31	763	86-158	.544	24-68	.353	31-40	.775	13	108	121/3.7	39	79-0	23	36	6	227/6.9
O'Hea	34-14	710	64-168	.381	36-94	.383	36-39	.923	5	58	63/1.9	82	54-0	19	40	10	200/5.9
Mosqueda-Lewis	27-0	332	62-159	.390	18-64	.281	14-16	.875	5	19	24/0.9	17	26-0	6	21	2	156/5.8
Gatling	25-4	341	50-101	.495	0-0	.000	33-38	.868	22	71	93/3.7	7	53-0	9	24	14	133/5.3
Bishop	26-14	508	52-135	.385	23-70	.329	8-13	.615	7	83	90/3.5	25	72-0	19	28	20	135/5.2
Hollingsworth	27-0	330	27-60	.450	0-1	.000	33-50	.660	21	77	98/3.6	9	64-0	12	38	8	87/3.2
Goodrich	23-5	363	31-76	.408	3-10	.300	5-10	.500	5	34	39/1.7	70	18-0	14	27	0	70/3.0
Wright	0-0	00	0-0	.000	0-0	.000	0-0	.000	0	0	0/0.0	0	0-0	0	0	0	0/0.0
Seattle Storm	34-170	6800	898-2068	.434	159-493	.323	439-539	.814	179	854	1268/37.3	569	609-1	205	514	114	2394/70.4
OPPONENTS	34-170	6800	962-2230	.431	174-552	.315	488-618	.790	300	856	1400/41.2	572	597-3	264	433	148	2586/76.1

## SEASON NOTES

- Seattle finished the season 10-24, fifth in West, DNQ
- Scored her 5,000th career point on 8/2 at New York, in front of friends and family, becoming the first player in WNBA history to score 5,000 career points and record 2,000 assists
- Jewell Loyd was named the 2015 WNBA Rookie of the Year and the July Rookie of the Month

# 2015 GAME BY GAME RESULTS



DATE	OPPONENT	RESULT	HOME	ROAD	TOTAL	Top Scorer	Top Rebounder	Top Assists	Atten.
<b>MAY</b>									
16	LOS ANGELES	L 69- 80	0-1	0-0	0-1	O'Hea-12	Langhorne-9	Johnson-6	8,749
17	at Phoenix	L 64- 81	0-1	0-1	0-2	Little-14	Little-7	Bird-3	10,20
23	at Connecticut	L 59- 71	0-1	0-2	0-3	Langhorne-15	Langhorne-7	Johnson-3 Bird-4	6,573
24	at Washington	W 73- 65	0-1	1-2	1-3	Bird-16	Langhorne-14	Johnson-4 Bird-5	5,847
27	at New York	L 64- 70	0-1	1-3	1-4	Bird-21	Langhorne-15	Wright-6	7,259
30	at Atlanta	L 69- 80	0-1	1-4	1-5	Langhorne-21	Langhorne-11	Wright-6	5,486
<b>JUNE</b>									
1	TULSA	W 62-60	1-1	1-4	2-5	Langhorne-23	Langhorne-8	Wright-5	6,128
3	at Phoenix	L 72- 87	1-1	1-5	2-6	Langhorne-27	Langhorne-8	Wright-7	8,206
6	MINNESOTA	W 65- 62	2-1	1-5	3-6	Wright-13 Langhorne-13	Langhorne-8	Bird-10	6,836
10	at Chicago	W 80- 76	2-1	2-5	4-6	Wright-17	Langhorne-10	Bird-6	3,958
11	at Indiana	L 68- 76	2-1	2-6	4-7	Little-17	Langhorne-5	Bird-5	7,925
13	at San Antonio	W 79- 72	2-1	3-6	5-7	Wright-13 Little-13 Johnson-13	Langhorne-9	Johnson-7	5,012
15	at Tulsa	L 79- 85	2-1	3-7	5-8	Wright-24	Langhorne-7	Johnson-6	4,141
19	SAN ANTONIO	L 82- 87(OT)	2-2	3-7	5-9	Bird-23	Little-9 Langhorne-9	Bird-9	5,376
22	WASHINGTON	W 89- 86(OT)	3-2	3-7	6-9	Little-22	Quinn-11	Quinn-7	5,421
24	at Los Angeles	L 57- 65	3-2	3-8	6-10	Johnson-11	Langhorne-7	Johnson-5	8,593
27	MINNESOTA	W 81- 71	4-2	3-8	7-10	Little-31	Quinn-9	Bird-9	6,547
29	at Minnesota	L 69- 74	4-2	3-9	7-11	Bird-21	Langhorne-8 Quinn-8	Bird-7	8,814
<b>JULY</b>									
3	LOS ANGELES	L 56- 70	4-3	3-9	7-12	Langhorne-19	Langhorne-8	Bird-3	5,288
5	CHICAGO	W 80- 73	5-3	3-9	8-12	Bird-19 Langhorne-19	Langhorne-8	Wright-1	6,387
9	atPhoenix	L 58- 78	5-3	3-10	8-13	Robinson-10	Langhorne-10	Stricklen-5	9,155
11	at San Antonio	W 88- 67	5-3	4-10	9-13	Stricklen-19	Stricklen-6 Clark-6	Johnson-8	12,117
13	at Minnesota	L 60- 77	5-3	4-11	9-14	Little-17	Langhorne-8	Johnson-4	9,114
15	CONNECTICUT	L 63- 86	5-4	4-11	9-15	Little-14	Langhorne-6	Quinn-4	8,782
22	PHOENIX	L 71- 89	5-5	4-11	9-16	Langhorne-22	Langhorne-9	Bird-6	7,429
24	NEW YORK	L 80- 84(OT)	5-6	4-11	9-17	Little-22	Johnson-10	Johnson-11	4,863
26	LOS ANGELES	L 69- 77	5-7	4-11	9-18	Langhorne-21	Langhorne-8	Johnson-4	5,546
29	at Tulsa	L 74- 80	5-7	4-12	9-19	Bird-15	Langhorne-6	Bird-3 Johnson-3	4,735
31	INDIANA	L 67- 76	5-8	4-12	9-20	Stricklen-20	Bird-4 Quinn-4	Bird-5	6,179
<b>AUGUST</b>									
3	SAN ANTONIO	W 71- 65	6-8	4-12	10-20	Langhorne-19	Langhorne-10	Bird-4 Little-4	5,736
7	ATLANTA	W 88- 68	7-8	4-12	11-20	Little-21	Little-13	Bird-5	9,686
10	TULSA	W 74- 68	8-8	4-12	12-20	Bird-22	Johnson-7 Langhorne-7	Wright-6	6,079
15	at Los Angeles	L 65- 77	8-8	4-13	12-21	O'Hea-16	Rolle-10	Quinn-9	9,647
17	PHOENIX	L 65- 78	8-9	4-13	12-22	Langhorne-16	Bird-5 Rolle-5	Wright-4	9,149

**UPDATE THIS PAGE**





## EASTERN CONFERENCE



### ATLANTA DREAM

Randy Press  
Sr. Manager, Broadcast & Communications  
randy.press@atlantadream.net  
(c) 303-908-0439  
(o) 678-510-7396  
101 Marietta St NW, Suite 200  
Atlanta, GA 30303



### CHICAGO SKY

Lauren Niemiera  
Manager, Media & Communications  
LNiemiera@chicagosky.net  
(c) 708-846-9778  
(o) 312-994-5984  
5500 W Howard Street  
Skokie, IL 60077



### CONNECTICUT SUN

Bill Tavares  
Manager, Media & Community Relations  
btavares@connecticutsun.com  
(c) 860-961-0240  
(o) 860-862-4073  
1 Mohegan Sun Blvd.  
Uncasville, CT 06382



### INDIANA FEVER

Kevin Messenger  
Director, Media Relations  
kmessenger@pacers.com  
(c) 317-370-3437  
(o) 317-917-2844  
One Conseco Court  
125 Pennsylvania St  
Indianapolis, IN



### NEW YORK LIBERTY

Vincent Novicki  
Director, Communications  
vincent.novicki@thegarden.com  
(c) 908-90Wa2-1621  
(o) 212-465-5962  
Madison Square Garden  
Two Pennsylvania Plaza, 14th Fl.  
New York, NY 10121



### WASHINGTON MYSTICS

Ketsia Colimon  
Director, Communications  
kcolimon@monumentalsports.com  
(c) 571-235-6305  
(o) 202-527-7535  
601 F Street NW - 3rd Floor  
Washington, DC 20004

## WESTERN CONFERENCE



### DALLAS WINGS

Bianca Gamez  
Director, Public Relations  
bgamez@dallaswingsbasketball.com  
(c) 817-437-2929



### LOS ANGELES SPARKS

Stacey Mitch  
Sr. Director, Communications  
smitch@la-sparks.com  
(c) 312-550-9048  
(o) 213-929-1313



### MINNESOTA LYNX

Ashley Carlson  
Manager, Media Relations  
ashley.carlson@lynxbasketball.com  
(c) 651-587-1647  
(o) 612-673-1208  
600 First Avenue North  
Minneapolis, MN 55403



### PHOENIX MERCURY

Bryce Marsee  
Manager, Basketball Communications  
bmarsee@phoenixmercury.com  
(c) 765-618-0897  
(o) 602-379-7930  
Talking Stick Resort Arena  
201 East Jefferson St.  
Phoenix, AZ 85004



### SAN ANTONIO STARS

Rebecca Sweat  
Manager, Communications  
RSweat@ATTCenter.com  
(c) 901-237-7175  
(o) 210-444-5738  
AT&T Center  
One AT&T Center Parkway  
San Antonio, TX 78219



### SEATTLE STORM

Kimberly Veale  
Manager, Public Relations  
kveale@stormbasketball.com  
(c) 510-599-9674  
(o) 206-272-2706  
3421 Thorndyke Ave W  
Seattle, WA 98119



**GENERAL INFORMATION**

Conference: Eastern  
 Arena: Philips Arena (10,160)  
 TV: FOX Sports South and SportSouth  
 Team Mascot: Star  
 Primary Colors: Dream blue and red  
 Website: AtlantaDream.net

**BACKGROUND**

Founded 2008  
 2014 Record 15-19  
 2014 Postseason DNQ  
 All-Time Record 131-141  
 All-Time Postseason Record 13-14

**ATLANTA DREAM**

101 Marietta Street NW, Suite 200  
 Atlanta, GA 30303  
 PHONE: (877) 977-7729  
 FAX: 678-510-7489  
 www.AtlantaDream.net

**MEDIA RELATIONS CONTACT**

Randy Press  
 Sr. Manager, Broadcast & Communications  
 randy.press@atlantadream.net  
 (c) 303-908-0439  
 (o) 678-510-7396

**2016 vs. DREAM**

(All times Pacific)

Tuesday, June 28  
 at Seattle  
 7:00 p.m.

Tuesday, July 5  
 at Atlanta  
 4:00 pm

Sunday, Sept. 4  
 at Atlanta  
 3:00 pm

**FRONT OFFICE**

Ownership	Dream Too LLC
President	
PR Contact	Randy Press
COO	Maureen Brown
Head Coach	Michael Cooper
Assistant Coach	Karleen Thompson
Assistant Coach	Tellis Frank
Athletic Trainer	Seanta Cleveland

**2015 VS. DREAM (1-1)**

DATE	SITE	W/L	SCORE	STORM HI SCORER	STORM HI REBOUNDER	DREAM HI SCORER	DREAM HI REBOUNDER
7/5/15	Atlanta	L	64-72	Loyd 12	Langhorne 8	McCoughtry 2	Lyttle 15
7/18/15	Seattle	W	86-73	Clark 14 Tokashiki 14	Langhorne 9	McCoughtry 16	de Souza 5 Milton-Jones 5

**STORM VS. DREAM ALL-TIME**

YEAR	HOME	ROAD	TOTAL
2008	1-0	1-0	2-0
2009	1-0	0-1	1-1
2010	1-0	1-0	2-0
2011	0-1	0-1	0-2
2012	0-1	0-1	0-2
2013	1-0	0-1	1-1
2014	1-0	0-1	1-1
2015	1-0	0-1	1-1
All-Time	6-2	2-6	8-8

**CURRENT STREAKS VS. DREAM**

<b>OVERALL</b> .....	<b>Won 1</b>
Last Win .....	7/18/15, 86-73
Last Loss .....	7/5/15, 64-72
<b>HOME</b> .....	<b>Won 3</b>
Last Home Win ...	7/18/15, 86-73
Last Home Loss ..	7/11/12, 70-59
<b>ROAD</b> .....	<b>Lost 5</b>
Last Road Win ...	8/10/10, 80-70
Last Road Loss ...	7/5/15, 64-72

**LARGEST WINNING MARGIN**

Largest Winning Margin .....	20 vs. Atlanta, 8/7/14 (88-68)
Largest Losing Margin .....	29 vs. Atlanta, 8/13/11 (92-63)
Most Points Scored .....	91 vs. Atlanta, 8/29/09 (91-84)
Most Points Allowed .....	92 vs. Atlanta, 8/13/11 (63-92)
Fewest Points Scored .....	53 vs. Atlanta, 8/7/11 (53-70)
Most Points Scored, SEA (ind.) ....	35, Lauren Jackson, 6/1/2008
Most Points Scored, ATL (ind.) ....	25, Betty Lennox, 9/2/08



## GENERAL INFORMATION

Conference: Eastern  
 Arena: Allstate Arena 7,000  
 TV: CN 100  
 Team Mascot: Sky Guy  
 Colors: Light blue, yellow and white  
 Website: chicagosky.net

## BACKGROUND

Founded 2006  
 2015 Record 21-13  
 2015 Postseason 1-2  
 (Lost to Indiana in Eastern Conf. Semis)  
 All-Time Record 149-191  
 All-Time Postseason Record 5-9

## CHICAGO SKY

5500 West Howard St.  
 Skokie, IL 60077  
 PHONE: 312-828-9550  
 FAX: 312-828-9979  
 www.chicagosky.net

## MEDIA RELATIONS CONTACT

Lauren Niemiera  
 Manager, Media & Communications  
 LNiemiera@chicagosky.net  
 (c) 708-846-9778  
 (o) 312-994-5984

## 2016 vs. SKY

(All times Pacific)

Sunday, July 17  
 at Seattle  
 4:00 p.m.

Friday, Sept. 2  
 at Chicago  
 5:30 pm

Friday, Sept. 18  
 at Seattle  
 4:00 pm

## FRONT OFFICE

Principal Owner	Michael Alter
Chairman/Minority Owner	Margaret Stender
President/CEO	Adam Fox
VP of Operations	Michelle Henstock
PR Contact	Lauren Niemiera
Head Coach & GM	Pokey Chatman
Assistant Coach	Christie Sides
Assistant Coach	Wayne "Tree" Rollins
Strength & Conditioning	Ann Crosby

## 2015 VS. SKY (0-2)

DATE	SITE	W/L	SCORE	STORM HI SCORER	STORM HI REBOUNDER	SKY HI SCORER	SKY HI REBOUNDER
8/14/15	Seattle	L	84-94	Gatling 16	Langhorne 8	Delle Donne 21	Breland 11
9/6/15	Chicao	L	65-93	Loyd 21	Loyd 7	Quigley 17	de Souza 8

## STORM VS. SKY ALL-TIME

Year	Home	Road	Total
2006	1-0	1-0	2-0
2007	1-0	1-0	2-0
2008	1-0	1-0	2-0
2009	0-1	0-1	0-2
2010	1-0	0-1	1-1
2011	1-0	0-1	1-1
2012	1-0	0-1	1-1
2013	0-1	1-0	1-1
2014	1-0	1-0	2-0
2015	0-1	0-1	0-2
All-time	7-3	5-5	12-8

## CURRENT STREAKS VS. SKY

<b>OVERALL</b> .....	<b>Lost 2</b>
Last Win .....	7/5/14, 80-73
Last Loss .....	9/6/15, 65-93
<b>HOME</b> .....	<b>Lost 1</b>
Last Home Win ...	7/5/14, 80-73
Last Home Loss ..	8/15/13, 79-66
<b>ROAD</b> .....	<b>Lost 1</b>
Last Road Win ...	6/10/14, 80-76
Last Road Loss ...	9/6/15, 65-93

## LARGEST WINNING MARGIN

Largest Winning Margin .....	20 vs. Chicago, 7/30/10 (80-60)
Largest Losing Margin .....	28 at Chicago, 9/6/15 (65-93)
Most Points Scored .....	94 vs. Chicago, 6/26/07 (94-76)
Most Points Allowed .....	94 vs. Chicago, 8/14/15 (84-94)
Fewest Points Scored .....	57 vs. Chicago, 6/14/09 (57-64)
Fewest Points Allowed .....	60
Most Points Scored, SEA (ind.) ....	33, Lauren Jackson, 6/26/07
Most Points Scored, CHI (ind.) .....	30, Sylvia Fowles, 9/11/11



## GENERAL INFORMATION

Conference: Eastern  
 Arena: Mohegan Sun  
 Team Mascot: Blaze  
 Colors: Red, Yellow, Blue  
 Website: connecticutsun.com

## BACKGROUND

Founded	2003 (Orlando, 1999)
2014 Record	15-19
2014 Postseason	DNQ
All-Time Record	304-266
All-Time Postseason Record	21-20

## CONNECTICUT SUN

1 Mohegan Sun Blvd.  
 Uncasville, CT 06382  
 PHONE: 860-862-4000  
 FAX: 860-862-4010  
 www.connecticutsun.com

TRAINING FACILITY  
 Charles B. Luce Fieldhouse  
 270 Mohegan Ave.  
 New London, CT 06320  
 Tel: 860-447-1911

## MEDIA RELATIONS CONTACT

Bill Tavares  
 Manager, Media & Community Relations  
 btavares@connecticutsun.com  
 (c) 860-961-0240  
 (o) 860-862-4073

## FRONT OFFICE

Principal Owner	The Mohegan Tribe
COO/Governor	Mitchell Etes
VP & GM	Chris Sienko
PR Contact	Bill Tavares
Head Coach	Curt Miller
Assistant Coach	Steve Smith
Assistant Coach	
Athletic Trainer	Jeremy Norman

## 2016 vs. SUN

(All times Pacific)

Saturday, May 28  
 at Seattle  
 6:00 p.m.

Friday, June 10  
 at Connecticut  
 4:00 pm

Friday, June 24  
 at Seattle  
 7:00 pm

## 2015 VS. SUN (0-1)

DATE	SITE	W/L	SCORE	STORM HI SCORER	STORM HI REBOUNDER	SUN HI SCORER	SUN HI REBOUNDER
6/16/15	Seattle	L	58-79	Langhorne 13	Langhorne 6	Gray 16	Thomas 6 Pedersen 6
7/31/15	Connecticut	L	66-67	Bird 15	Tokashiki 7	Stricklen 15	Williams 6

## STORM VS. SUN ALL-TIME

Year	Home	Road	Total
<b>IN ORLANDO:</b>			
2000	0-0	0-1	0-1
2001	1-0	0-0	1-0
2002	1-0	1-0	2-0
<b>IN CONNECTICUT:</b>			
2003	0-0	1-0	1-0
2004	1-0	0-1	1-1
2005	1-0	0-1	1-1
2006	0-1	0-1	0-2
2007	0-1	0-1	0-2
2008	0-1	0-1	0-2
2009	1-0	0-1	1-1
2010	1-0	0-1	1-1
2011	1-0	0-1	1-1
2012	0-1	1-0	1-1
2013	1-0	1-0	2-0
2014	0-1	0-1	0-2
2015	0-1	0-1	0-2
<b>All-time</b>	<b>6-6</b>	<b>3-10</b>	<b>9-16</b>
<b>TOTALS</b>	<b>8-6</b>	<b>4-11</b>	<b>12-17</b>

## CURRENT STREAKS VS. SUN

<b>OVERALL</b> .....	<b>Lost 4</b>
Last Win .....	8/29/13, 78-65
Last Loss .....	7/13/15, 66-67
<b>HOME</b> .....	<b>Lost 2</b>
Last Home Win ...	8/29/13, 78-65
Last Home Loss ..	6/16/15, 58-79
<b>ROAD</b> .....	<b>Lost 2</b>
Last Road Win ...	6/16/13, 78-66
Last Road Loss ...	7/13/15, 66-67

## LARGEST WINNING MARGIN

Largest Winning Margin .....	13 vs. Connecticut, 8/29/13 (78-65)
Largest Losing Margin .....	23 vs. Connecticut, 7/15/14 (63-86)
Most Points Scored .....	95, vs. Connecticut, 6/22/05 (95-86)
Most Points Allowed .....	92, vs. Connecticut, 7/16/06 (83-92)
Fewest Points Scored .....	53, vs. Connecticut, 2 times
Fewest Points Allowed .....	60, vs. Connecticut, 10/12/04, (74-60)
Most Points Scored, SEA (ind.) ....	31, Lauren Jackson, 8/5/10
Most Points Scored, CON (ind.) .....	26, Kaite Douglas, 7/16/06



**DALLAS WINGS**

ADDRESS HERE  
 PHONE:  
 FAX:  
 dfw.wnba.com

**MEDIA RELATIONS CONTACT**

**2016 vs. WINGS**

(All times Pacific)

Thursday, June 16  
 at Dallas  
 5:30 p.m.

Thursday, June 30  
 at Seattle  
 7:00 pm

Wednesday, Aug. 31  
 at Seattle  
 7:00 pm

**GENERAL INFORMATION**

Conference: Western  
 Arena: College Park Center  
 TV:  
 Team Mascot:  
 Colors: Navy, light blue, neon  
 Website: dfw.wnba.com

**FRONT OFFICE**

Owner  
 President  
 PR Contact  
 Head Coach  
 Assistant Coach  
 Assistant Coach  
 Athletic Trainer

Fred Williams  
 Bridget Pettis  
 Ed Baldwin  
 Allison Russell

**BACKGROUND**

Founded 2016 (Tulsa 10-15, Detroit, 1998)  
 2015 Record 18-16  
 2015 Postseason 0-2  
 (Lost to Phoenix in the Western Conf. Semis)  
 All-Time Record 269-331  
 All-Time Postseason Record 30-21

**2015 VS. WINGS (1-3)**

DATE	SITE	W/L	SCORE	STORM HI SCORER	STORM HI REBOUNDER	WINGS HI SCORER	WINGS HI REBOUNDER
6/9/15	Tulsa	L	45-68	Montgomery 10	Hollingsworth 8	Pierson 12 Sims 12	Paris 11
6/28/15	Tulsa	L	89-93	Loyd 21 Tokashiki 21	Hollingsworth 7	Diggins 31	Christmas 9 Paris 9
6/30/15	Seattle	W	74-69	Bird 17	Hollingsworth 7	Williams 23	Paris 7
9/3/15	Seattle	L	67-85	Loyd 16	Langhorne 8	Sims 24	3 with 8

**STORM VS. WINGS ALL-TIME**

Year	Home	Road	Total
<b>IN DETROIT:</b>			
2000	0-1	0-1	0-2
2001	1-0	0-0	1-0
2002	0-0	1-0	1-0
2003	0-1	0-1	0-2
2004	1-0	0-1	1-1
2005	1-0	1-0	2-0
2006	0-1	1-0	1-1
2007	0-1	0-1	0-2
2008	1-0	0-1	1-1
2009	0-1	1-0	1-1
<b>TOTALS:</b>	<b>4-5</b>	<b>4-5</b>	<b>8-10</b>
<b>IN TULSA:</b>			
2010	2-0	1-1	3-1
2011	2-0	3-0	5-0
2012	2-0	2-0	4-0
2013	1-2	1-1	2-3
2014	2-0	0-2	2-2
2015	1-1	0-2	1-3
<b>TOTALS</b>	<b>10-3</b>	<b>7-6</b>	<b>17-9</b>
<b>All-Time</b>	<b>14-8</b>	<b>11-11</b>	<b>25-19</b>

**CURRENT STREAKS VS. WINGS**

<b>OVERALL</b> .....	<b>Lost 1</b>
Last Win .....	6/30/15, 74-69
Last Loss .....	9/3/15, 67-85
<b>HOME</b> .....	<b>Lost 1</b>
Last Home Win ...	6/30/15, 74-69
Last Home Loss ..	9/3/15, 67-85
<b>ROAD</b> .....	<b>Lost 4</b>
Last Road Win ...	9/12/13, 74-68
Last Road Loss ...	6/28/15, 89-93

**LARGEST WINNING MARGIN**

Largest Winning Margin ..... 46 at Seattle, 8/7/10 (111-65)  
 Largest Losing Margin ..... 27 at Detroit, 8/9/07 (70-97)  
 Most Points Scored ..... 111, vs Tulsa, 8/7/10 (111-65)  
 Most Points Allowed ..... 97  
 Fewest Points Scored ..... 45 at Tulsa, 6/9/15 (45-68)  
 Fewest Points Allowed ..... 60, XX, XX, XX  
 Most Points Scored, SEA (ind.) .... 36, Lauren Jackson, 8/18/09  
 Most Points Scored, DAL (ind.) ..... 33, Katie Smith, 6/4/08





## GENERAL INFORMATION

Conference: Eastern  
 Arena: Bankers Life Fieldhouse  
 TV: FOX Sports Indiana, MyIndy-TV 23  
 Team Mascot: Freddy  
 Colors: Blue, Red, Gold  
 Website: feverbasketball.com

## BACKGROUND

Founded 2000  
 2014 Record 20-14  
 2014 Postseason 6-5  
 (Lost to Minnesota in the WNBA Finals)  
 All-Time Record 268-236  
 All-Time Postseason Record 33-30

## 2015 VS. FEVER (0-2)

DATE	SITE	W/L	SCORE	STORM HI SCORER	STORM HI REBOUNDER	FEVER HI SCORER	FEVER HI REBOUNDER
7/8/15	Indiana	L	65-88	Loyd 15	Hollingsworth 6	Kizer 17	Coleman 6 Kizer 6
8/21/15	Seattle	L	63-75	Loyd 15	Langhorne 5 Loyd 5	Johnson 16	Kizer 5 Johnson 5

## STORM VS. FEVER ALL-TIME

Year	Home	Road	Total
2000	1-0	0-1	1-1
2001	---	1-0	1-0
2002	1-0	---	1-0
2003	1-0	0-1	1-1
2004	1-0	1-0	2-0
2005	1-0	0-1	1-1
2006	0-1	0-1	0-2
2007	1-0	0-1	1-1
2008	1-0	1-0	2-0
2009	1-0	0-1	1-1
2010	1-0	0-1	1-1
2011	1-0	0-1	1-1
2012	0-1	0-1	0-2
2013	1-0	0-1	1-1
2014	0-1	0-1	0-2
2015	0-1	0-1	0-2
<b>All-time</b>	<b>11-4</b>	<b>3-12</b>	<b>14-16</b>

## INDIANA FEVER

125 S. Pennsylvania Street  
 Indianapolis, Ind. 46204  
 PHONE: (317) 917-2500  
 FAX: (317) 917-2799  
 www.feverbasketball.com

## MEDIA RELATIONS CONTACT

Kevin Messenger  
 Director, Media Relations  
 kmessenger@pacers.com  
 (c) 317-370-3437  
 (o) 317-917-2844

## FRONT OFFICE

Owner, Chairman & CEO, PS&E  
 Vice Chairman  
 President/COO, PS&E  
 President & GM, Fever  
 PR Contact  
 Head Coach  
 Assistant Coach  
 Assistant Coach  
 Athletic Trainer  
 Equipment/Operations

## 2016 vs. FEVER

(All times Pacific)

Wednesday, June 1  
 at Indiana  
 4:00 p.m.

Sunday, June 12  
 at Indiana  
 3:00 pm

Sunday, July 10  
 at Seattle  
 4:00 pm

Herbert Simon  
 Jim Morris  
 Rick Fuson  
 Kelly Krauskopf  
 Kevin Messenger  
 Stephanie White  
 Gail Goestenkers  
 Gary Kloppenburg  
 Todd Champlin  
 Drew Stanich

## CURRENT STREAKS VS. FEVER

<b>OVERALL</b> .....	<b>Lost 4</b>
Last Win .....	8/17/13, 77-70
Last Loss .....	8/21/15, 63-75
<b>HOME</b> .....	<b>Lost 2</b>
Last Home Win ...	8/17/13, 77-70
Last Home Loss ..	8/21/15, 63-75
<b>ROAD</b> .....	<b>Lost 7</b>
Last Road Win ...	7/18/08, 65-59
Last Road Loss ...	7/8/15, 65-88

## LARGEST WINNING MARGIN

Largest Winning Margin .....	27 at Seattle, 6/10/03 (75-51)
Largest Losing Margin .....	28 at Indiana, 6/13/07 (62-90)
Most Points Scored .....	89, vs. Indiana, 7/27/07 (89-75)
Most Points Allowed .....	90, vs. Indiana, 6/13/07 (62-90)
Fewest Points Scored .....	45, vs. Indiana, 7/14/00 (45-64)
Most Points Scored, SEA (ind.) ....	28, Lauren Jackson, 6/25/10
Most Points Scored, IND (ind.) .....	29, Katie Douglas, 6/25/10



**GENERAL INFORMATION**

Conference: Western  
 Arena: STAPLES Center  
 TV: Time Warner Cable SoCal  
 Team Mascot: Sparky  
 Colors: Purple, Gold, Teal  
 Website: LAsparks.com

**BACKGROUND**

Founded 1997  
 2015 Record 14-20  
 2015 Postseason 1-2  
 (Lost to Minnesota in the Western Conf. Semis)  
 All-Time Record 372-256  
 All-Time Postseason Record 34-32

**2015 VS. SPARKS (4-0)**

DATE	SITE	W/L	SCORE	STORM HI SCORER	STORM HI REBOUNDER	SPARKS HI SCORER	SPARKS HI REBOUNDER
6/6/15	Seattle	W	86-61	Montgomery 19	Langhorne 9	Beard 20	Lavender 12
6/14/15	Los Angeles	W	60-54	Bishop 18	Clark 8	Lavender 12	Lavender 9
7/15/15	Seattle	W	68-61	Lloyd 13	Langhorne 7	Ogwumike 12	Ogwumike 7
8/11/15	Los Angeles	W	85-77	Langhorne 18	Langhorne 6 Tokashiki 6	Lavender 22	Parker 10

**STORM VS. SPARKS ALL-TIME**

Year	Home	Road	Total
2000	1-1	0-1	1-2
2001	0-1	0-2	0-3
2002	1-1	1-0	2-1
2003	1-1	1-1	2-2
2004	1-1	0-2	1-3
2005	1-1	1-1	2-2
2006	1-1	1-0	2-1
2007	2-0	2-0	4-0
2008	1-0	0-2	1-2
2009	2-0	0-2	2-2
2010	3-0	2-0	5-0
2011	2-0	0-2	2-2
2012	0-2	0-3	0-5
2013	1-1	1-1	2-2
2014	0-2	0-3	0-5
2015	2-0	2-0	4-0
<b>All-time</b>	<b>19-12</b>	<b>11-20</b>	<b>30-32</b>

**LOS ANGELES SPARKS**

5120 Goldleaf Circle, Suite 130  
 Los Angeles, CA 90056  
 PHONE: (213) 929-1300  
 FAX: (213) 929-1325  
 www.LASparks.com

**MEDIA RELATIONS CONTACT**

Stacey Mitch  
 Director, Communications  
 smitch@la-sparks.com  
 (c) 312-550-9048  
 (o) 213-929-1313

**FRONT OFFICE**

Owner	Earvin "Magic" Johnson
Owner	Mark Walter
President & CEO	Christine Simmons
General Manager	Penny Taylor
PR Contact	Stacey Mitch
Head Coach	Brian Agler
Assistant Coach	
Assistant Coach	Amber Stocks
Athletic Trainer	Courtney Watson

**2016 vs. SPARKS**

(All times Pacific)

Sunday, May 15  
 at Los Angeles  
 2:00 p.m.

Friday, Aug. 26  
 at Seattle  
 7:00 pm

Sunday, Sept. 11  
 at Seattle  
 4:00 pm

**CURRENT STREAKS VS. SPARKS**

<b>OVERALL</b> .....	<b>Won 4</b>
Last Win .....	8/15/15, 85-77
Last Loss .....	8/15/14, 65-77
<b>HOME</b> .....	<b>Won 2</b>
Last Home Win ...	7/15/15, 68-61
Last Home Loss ..	7/26/14, 68-77
<b>ROAD</b> .....	<b>Won 2</b>
Last Road Win ...	8/15/15, 85-77
Last Road Loss ...	8/15/14, 65-77

**LARGEST WINNING MARGIN**

Largest Winning Margin .....	36 at Seattle, 8/6/03 (92-56)
Largest Losing Margin .....	33 at Los Angeles, 5/26/13 (69-102)
Most Points Scored .....	99, vs. Los Angeles, 7/9/11 (9-80)
Most Points Allowed .....	102 vs. Los Angeles, 5/26/13 (69-102)
Fewest Points Scored .....	48 vs. Los Angeles, 9/14/08 (48-65)
Fewest Points Allowed .....	47 vs. Los Angeles, 7/10/07 (82-47)
Most Points Scored, SEA (ind.) ....	35, Lauren Jackson, 6/24/07
Most Points Scored, LAS (ind.) .....	34, Candace Parker, 5/15/16



**GENERAL INFORMATION**

Conference: Western  
 Arena: Target Center  
 TV: Fox Sports North  
 Team Mascot: Prowl  
 Colors: Blue, Green  
 Website: LynxBasketball.com

**BACKGROUND**

Founded 1999  
 2015 Record 22-12  
 2015 Postseason 7-3  
 All-Time Record 270-266  
 All-Time Postseason Record 20-9

**2015 VS. LYNX (1-4)**

DATE	SITE	W/L	SCORE	STORM HI SCORER	STORM HI REBOUNDER	LYNX HI SCORER	LYNX HI REBOUNDER
6/11/15	Minnesota	L	70-94	Bird 12	Langhorne 8	Liston 15	Brunson 8
6/25/15	Seattle	L	73-76	O'Hea 17	Bishop 9	Augustus 24	Brunson 7
7/3/15	Minnesota	L	57-82	Langhorne 10 Clark 10	Langhorne 8	Moore 23	Moore 7 Moore 11
9/8/15	Minnesota	L	67-73	Langhorne 14	Clark 6	Moore 20	Brunson 8
9/11/15	Seattle	W	78-64	Mosqueda-Lewis 16	Gatling 10	Fowles 21	Fowles 12

**STORM VS. LYNX ALL-TIME**

Year	Home	Road	Total
2000	1-1	1-0	2-1
2001	0-1	0-2	0-3
2002	2-0	0-1	2-1
2003	1-1	0-2	1-3
2004	1-0	1-1	2-1
2005	1-1	1-1	2-2
2006	1-0	2-0	3-0
2007	2-0	0-2	2-2
2008	2-0	1-0	3-0
2009	2-0	1-1	3-1
2010	2-0	1-1	3-1
2011	1-1	0-2	1-3
2012	1-1	0-2	1-3
2013	0-2	0-2	0-4
2014	2-0	0-2	2-2
2015	1-1	0-3	1-4
<b>All-time</b>	<b>20-9</b>	<b>8-22</b>	<b>28-31</b>

**MINNESOTA LYNX**

600 Hennepin Ave. N  
 Minneapolis, MN 55403  
 PHONE: (612) 673-1600  
 FAX: (612) 673-8385  
 www.lynxbasketball.com

**MEDIA RELATIONS CONTACT**

Ashley Carlson  
 Manager, Media Relations  
 ashley.carlson@lynxbasketball.com  
 (c) 651-587-1647  
 (o) 612-673-1208

**FRONT OFFICE**

Owner  
 President  
 EVP, CFO & COO  
 PR Contact  
 Head Coach  
 Assistant Coach  
 Assistant Coach  
 Athletic Trainer

<b>2016 vs. LYNX</b> (All times Pacific)	
Sunday, May 22	at Seattle 4:00 p.m.
Sunday, June 19	at Seattle 4:00 pm
Friday, June 22	at Minnesota 5:00 pm
Sunday, Aug. 31	at Minnesota 4:00 pm

Glen Taylor  
 Chris Wright  
 Roger Griffith  
 Ashley Carlson  
 Cheryl Reeve  
 Shelley Patterson  
 Jim Petersen  
 Chuck Barta

**CURRENT STREAKS VS. LYNX**

<b>OVERALL</b> .....	<b>Won 1</b>
Last Win .....	9/11/15, 78-64
Last Loss .....	9/8/15, 67-73
<b>HOME</b> .....	<b>Won 1</b>
Last Home Win ...	9/11/15, 78-64
Last Home Loss ..	6/25/15, 73-76
<b>ROAD</b> .....	<b>Lost 14</b>
Last Road Win ...	7/17/10, 81-71
Last Road Loss ...	9/8/15, 67-73

**LARGEST WINNING MARGIN**

Largest Winning Margin .....	28 at Seattle, 6/19/09 (90-62)
Largest Losing Margin .....	25 at Minnesota, 7/29/11 (67-92)
Most Points Scored .....	96, vs. Minnesota, 2 times
Most Points Allowed .....	97 vs. Minnesota, 8/32/13 (74-97)
Fewest Points Scored .....	51 vs. Minnesota, 8/10/01 (51-65)
Most Points Scored, SEA (ind.) ....	32, Katie Smith, 6/14/03
Most Points Scored, MIN (ind.) .....	32, Seimone Augustus, 6/14/06



**GENERAL INFORMATION**

Conference: Eastern  
 Arena: Madison Square Garden (18,200)  
 TV: MSG Network  
 Team Mascot: Maddie  
 Colors: Blue, Orange, Seafoam Green  
 Website: nyliberty.com

**BACKGROUND**

Founded 1997  
 2015 Record 23-11  
 2015 Postseason 3-3  
 (Lost to Indiana in the Eastern Conf. Semis)  
 All-Time Record 316-271  
 All-Time Postseason Record 26-30

**2015 VS. LIBERTY (0-2)**

DATE	SITE	W/L	SCORE	STORM HI SCORER	STORM HI REBOUNDER	LIBERTY HI SCORER	LIBERTY HI REBOUNDER
7/21/15	Seattle	L	77-81	Bird 14 Tokashiki 14	Clark 6	Charles 30	Wright 6
8/2/15	New York	L	62-78	Bird 14	Loyd 5	Charles 29	Charles 8

**STORM VS. LIBERTY ALL-TIME**

Year	Home	Road	Total
2000	0-1	---	0-1
2001	---	0-1	0-1
2002	0-1	0-1	0-2
2003	1-0	---	1-0
2004	0-1	1-0	1-1
2005	1-0	0-1	1-1
2006	1-0	1-0	2-0
2007	1-0	1-0	2-0
2008	1-0	0-1	1-1
2009	1-0	1-0	2-0
2010	1-0	1-0	2-0
2011	1-0	0-1	1-1
2012	1-0	0-1	1-1
2013	0-1	0-1	0-2
2014	0-1	0-1	0-2
2015	0-1	0-1	0-2
<b>All-time</b>	<b>9-6</b>	<b>5-9</b>	<b>14-15</b>

**NEW YORK LIBERTY**

Madison Square Garden  
 Two Pennsylvania Plaza  
 New York, NY 10121  
 PHONE: (212) 564-9622  
 FAX: (212) 465-6250  
 www.nyliberty.com

**MEDIA RELATIONS CONTACT**

Vincent Novicki  
 Director, Communications  
 vincent.novicki@thegarden.com  
 (c) 908-902-1621  
 (o) 212-465-5962

**FRONT OFFICE**

Owner	James Dolan
President	Isiah Tomas
General Manager	Kristen Bernert
PR Contact	Vincent Novacki
Head Coach	Bill Laimbeer
Assistant Coach	Katie Smith
Assistant Coach	Herb Williams
Player Development	Tersea Weatherspoon

**2016 vs. LIBERTY**

(All times Pacific)

Sunday, June 5  
 at Seattle  
 4:00 p.m.

Wednesday, July 6  
 at New York  
 4:00 pm

Wednesday, Sept. 7  
 at New York  
 4:00 pm

**CURRENT STREAKS VS. LIBERTY**

**OVERALL** ..... **Lost 6**  
 Last Win ..... 8/26/12, 84-66  
 Last Loss ..... 8/2/15, 62-78  
**HOME** ..... **Lost 3**  
 Last Home Win ... 8/26/12, 84-66  
 Last Home Loss .. 7/21/15, 77-81  
**ROAD** ..... **Lost 3**  
 Last Road Win ... 6/18/10, 92-84  
 Last Road Loss ... 8/2/15, 62-78

**LARGEST WINNING MARGIN**

Largest Winning Margin .....	37 at New York, 7/22/05 (91-54)
Largest Losing Margin .....	23 at Seattle, 7/19/00 (55-78)
Most Points Scored .....	92 vs. New York, 6/18/10 (92-84)
Most Points Allowed .....	84 vs. New York, 6/18/10 (92-84)
Fewest Points Scored .....	53 vs. New York, 7/11/01 (53-67)
Fewest Points Allowed .....	53 vs. New York, 7/1/07 (84-53)
Most Points Scored, SEA (ind.) ....	33, Lauren Jackson, 7/3/08
Most Points Scored, NYL (ind.) ....	30, Tina Charles, 7/21/15



**GENERAL INFORMATION**

Conference: Western  
 Arena: U.S. Airways Center (18,422)  
 TV: Fox Sports Arizona  
 Team Mascot: Scorch  
 Colors: Purple, White, Orange, Silver  
 Website: PhoenixMercury.com

**BACKGROUND**

Founded 1997  
 2014 Record 29-5  
 2014 Postseason 7-1  
 All-Time Record 304-290  
 All-Time Postseason Record 28-18

**PHOENIX MERCURY**

201 E. Jefferson Street  
 Phoenix, AZ 85004  
 PHONE: (602) 514-8333  
 FAX: (602) 379-7540  
 www.PhoenixMercury.com

**MEDIA RELATIONS CONTACT**

Bryce Marsee  
 Manager, Basketball Communications  
 bmarsee@phoenixmercury.com  
 (c) 765-618-0897  
 (o) 602-379-7930

**FRONT OFFICE**

Managing Partner	Robert Sarver
President	Jason Rowley
EVP & GM	Jim Pitman
PR Contact	Bryce Marsee
Head Coach	Sandy Brondello
Assistant Coach	Julie Hairgrove
Assistant Coach	Todd Trexel
Athletic Trainer	Tamara Poole

**2016 vs. MERCURY**

(All times Pacific)

Friday, May 20  
 at Phoenix  
 7:00 p.m.

Friday, June 3  
 at Seattle  
 7:00 pm

Thursday, Sept. 15  
 at Seattle  
 7:00 pm

**2015 VS. MERCURY (0-4)**

DATE	SITE	W/L	SCORE	STORM HI SCORER	STORM HI REBOUNDER	MERCURY HI SCORER	MERCURY HI REBOUNDER
6/21/15	Seattle	L	72-84	Langhorne 13	Clark 9	Bonner 23	Bonner 8
7/10/15	Seattle	L	94-72	Montgomery 14	3 with 4	Dupree 16	Dupree 8
7/12/15	Phoenix	L	60-70	Loyd 16	Clark 6 Gatling 6	Griner 23	Bonner 7 Griner 7
8/12/15	Phoenix	L	66-83	Mosqueda-Lewis 14 Tokashiki 14	Langhorne 7	Quinn 13	Bass 10

**STORM VS. MERCURY ALL-TIME**

Year	Home	Road	Total
2000	0-1	0-2	0-3
2001	1-1	1-0	2-1
2002	1-0	1-1	2-1
2003	2-0	1-1	3-1
2004	2-0	0-2	2-2
2005	1-0	1-1	2-1
2006	1-1	2-0	3-1
2007	2-0	0-1	2-1
2008	2-0	1-1	3-1
2009	0-2	1-1	1-3
2010	2-0	3-0	5-0
2011	2-0	1-1	3-1
2012	2-1	2-0	4-1
2013	2-0	2-0	4-0
2014	0-2	0-3	0-5
2015	0-2	0-2	0-4
<b>All-time</b>	<b>20-10</b>	<b>16-16</b>	<b>36-26</b>

**CURRENT STREAKS VS. MERCURY**

<b>OVERALL</b> .....	<b>Lost 9</b>
Last Win .....	8/23/13, 81-73
Last Loss .....	8/12/15, 66-83
<b>HOME</b> .....	<b>Lost 4</b>
Last Home Win ...	8/1/13, 88-79
Last Home Loss ..	7/10/15, 60-70
<b>ROAD</b> .....	<b>Lost 5</b>
Last Road Win ...	8/23/13, 81-73
Last Road Loss ...	8/12/15, 66-83

**LARGEST WINNING MARGIN**

Largest Winning Margin .....	41 at Seattle, 7/19/02 (89-48)
Largest Losing Margin .....	33 at Phoenix, 6/7/00 (49-82)
Most Points Scored .....	111 vs. Phoenix, 8/4/07 (111-101)
Most Points Allowed .....	107 vs. Phoenix, 7/14/10 (111-107)
Fewest Points Scored .....	49 at Phoenix, 6/7/00 (49-82)
Fewest Points Allowed .....	45 vs. Phoenix, 6/3/04 (72-45)
Most Points Scored, SEA (ind.) ...	35, Lauren Jackson, 5/25/06
Most Points Scored, PHO (ind.) ....	44, Diana Taurasi, 7/14/10



**GENERAL INFORMATION**

Conference: Western  
 Arena: Freeman Coliseum (9,000)  
 TV: Fox Sports Southwest  
 Radio: Ticket 760  
 Team Mascot: The Fox  
 Colors: Silver and Black

**BACKGROUND**

Founded 2003 (Utah, 1997)  
 2014 Record 16-18  
 2014 Postseason 0-2  
 All-Time Record 278-347  
 All-Time Postseason Record 10-23

**SAN ANTONIO STARS**

AT&T Center  
 One AT&T Center Parkway  
 San Antonio, TX 78219  
 PHONE: 210-444-5738  
 wnba.com/stars

**MEDIA RELATIONS CONTACT**

Rebecca Sweat  
 Manager, Communications  
 rsweat@attcenter.com  
 (c) 901-237-7175  
 (o) 210-444-5738

**FRONT OFFICE**

Managing Partner  
 President  
 EVP & GM  
 PR Contact  
 Head Coach  
 Assistant Coach  
 Assistant Coach  
 Athletic Trainer

Peter Holt  
 Rich Pych  
 RC Buford  
 Rebecca Sweat  
 Dan Hughes  
 Vickie Johnson  
 James Wade  
 Tonya Holley

**2016 vs. STARS**

(All times Pacific)  
 Tuesday, June 14  
 Seattle at San Antonio  
 7:00 pm  
 Friday, July 8  
 Seattle at San Antonio  
 7:00 pm  
 Wednesday, July 20  
 San Antonio at Seattle  
 12:00 pm

**2015 VS. STARS (2-3)**

DATE	SITE	W/L	SCORE	STORM HI SCORER	STORM HI REBOUNDER	STARS HI SCORER	STARS HI REBOUNDER
6/27/15	San Antonio	L	71-73	Langhorne 18	Clark 9	McBride 23	Hamby 6 Perkins 6
8/8/15	San Antonio	L	81-88	Langhorne 29	Tokashiki 5	Perkins 32	Appel 8
8/16/15	Seattle	W	72-63	Loyd 18	Tokashiki 9	McBride 19	Appel 8
8/28/15	Seattle	W	83-69	Langhorne 22	Langhorne 10	Young-Malcol 18	4 with 4
9/13/15	Seattle	L	58-59	Mosqueda-Lewis 19	Gatling 12 Hollingsworth 12	Hamby 15	Ayayi 8

**STORM VS. STARS ALL-TIME**

Year	Home	Road	Total
2000	0-2	0-1	0-3
2001	1-0	1-1	2-1
2002	1-1	0-1	1-2
2003	1-1	0-2	1-3
2004	2-0	1-0	3-0
2005	2-0	1-1	3-1
2006	1-1	0-1	1-2
2007	0-2	0-2	0-4
2008	1-0	0-2	1-2
2009	2-0	1-1	3-1
2010	2-0	2-0	4-0
2011	3-0	1-1	4-1
2012	2-0	0-2	2-2
2013	1-1	2-1	3-2
2014	1-1	2-0	3-1
2015	2-1	0-2	2-3
<b>All-time</b>	<b>21-11</b>	<b>12-17</b>	<b>33-28</b>

**CURRENT STREAKS VS. STARS**

<b>OVERALL</b> .....	<b>Lost 1</b>
Last Win .....	8/28/15, 83-69
Last Loss .....	9/13/15, 58-59
<b>HOME</b> .....	<b>Lost 1</b>
Last Home Win ...	8/28/15, 83-69
Last Home Loss ..	9/13/15, 58-59
<b>ROAD</b> .....	<b>Lost 2</b>
Last Road Win ...	7/11/14, 88-67
Last Road Loss ...	8/8/15, 81-88

**LARGEST WINNING MARGIN**

Largest Winning Margin ..... 40 at Seattle, 6/22/03 (93-53)  
 Largest Losing Margin ..... 24 at San Antonio, 9/14/12 (66-90)  
 Most Points Scored ..... 93 vs. San Antonio, 6/22/03 (93-53)  
 Most Points Allowed ..... 92  
 Fewest Points Scored ..... 53 at San Antonio, 6/22/03 (93-53)  
 Fewest Points Allowed ..... 47, XX, XX, XX  
 Most Points Scored, SEA (ind.) .... 32, Lauren Jackson, 8/12/03  
 Most Points Scored, SA (ind.) ..... 32, Jia Perkins, 8/8/15



## GENERAL INFORMATION

Conference: Eastern  
 Arena: Verizon Center  
 TV:  
 Team Mascot: Pax  
 Colors: Red, Navy, Silver, White

## BACKGROUND

Founded 1998  
 2014 Record 18-21  
 2014 Postseason 0-2  
 All-Time Record 226-345  
 All-Time Postseason Record 5-16

## WASHINGTON MYSTICS

627 N. Glebe Rd., Suite 850  
 Arlington, VA 22203  
 PHONE: (202) 266-2200  
 FAX: (202) 266-2220

## MEDIA RELATIONS CONTACT

Ketsia Colimon  
 O - 202-527-7535  
 kcolimon@monumentalsports.com

## FRONT OFFICE

Managing Partner	Ted Leonsis
President	Sheila Johnson
EVP & GM	Trudi Lacey
PR Contact	Ketsia Colimon
Head Coach	Trudi Lacey
Assistant Coach	Marianne Stanley
Assistant Coach	Eric Thibault
Athletic Trainer	Navin Hettiarachchi

## 2016 vs. MYSTICS

(All times Pacific)  
 Thursday, May 26  
 Seattle at Washington  
 4:00 pm

Friday, July 15  
 Seattle at Washington  
 7:00 pm

Friday, September 9  
 Seattle at Washington  
 7:00 pm

## 2015 VS. Mystics (1-1)

DATE	SITE	W/L	SCORE	STORM HI SCORER	STORM HI REBOUNDER	MYSTICS HI SCORER	MYSTICS HI REBOUNDER
7/29/15	Washington	L	74-87	Bishop 17	Loyd 6	Latta 20	Dolson 9
8/30/15	Seattle	W	69-59	Loyd 18	Clark 6	Latta 12	3 with 6

## STORM VS. MYSTICS ALL-TIME

Year	Home	Road	Total
2000	0-1	0-0	0-1
2001	0-1	0-1	0-2
2002	---	1-0	1-0
2003	1-0	---	1-0
2004	1-0	0-1	1-1
2005	0-1	0-1	0-2
2006	1-0	1-0	2-0
2007	1-0	0-1	1-1
2008	1-0	0-1	1-1
2009	1-0	0-1	1-1
2010	1-0	0-1	1-1
2011	1-0	1-0	2-0
2012	1-0	1-0	2-0
2013	1-0	0-1	1-1
2014	1-0	1-0	2-0
2015	1-0	0-1	1-1
<b>All-time</b>	<b>12-3</b>	<b>5-9</b>	<b>17-12</b>

## CURRENT STREAKS VS. MYSTICS

<b>OVERALL</b> .....	<b>Won 1</b>
Last Win .....	8/30/15, 69-59
Last Loss .....	7/29/15, 69-59
<b>HOME</b> .....	<b>Won 10</b>
Last Home Win ...	8/30/15, 69-59
Last Home Loss ..	7/13/05,
<b>ROAD</b> .....	<b>Lost 2</b>
Last Road Win ...	5/24/14, 73-65
Last Road Loss ...	7/29/15, 74-87

## LARGEST WINNING MARGIN

Largest Winning Margin .....	23 vs. Wash., 8/11/07 (91-68)
Largest Losing Margin .....	32 vs. Wash., 6/20/08 (57-89)
Most Points Scored .....	96, 2 times
Most Points Allowed .....	97 vs. Wash., 7/24/07 (96-97)
Fewest Points Scored .....	52 vs. Wash., 6/10/05 (52-64)
Fewest Points Allowed .....	49 vs. Wash., 6/29/08 (64-49)
Most Points Scored, SEA (ind.) ...	47, Lauren Jackson, 7/24/07
Most Points Scored, WAS (ind.) .....	32, Chamique Holdsclaw, 7/27/02







## April 24, 1996

Women's basketball announces "We Got Next" as the NBA Board of Governors approves the concept of a WNBA.

## August 7, 1996

Val Ackerman is named first president of the WNBA.

## October 23, 1996

Houston Comets forward Sheryl Swoopes becomes the first player signed by the WNBA.

## October 30, 1996

WNBA announces eight teams to compete in the inaugural season – Charlotte, Cleveland, Houston, Los Angeles, New York, Phoenix, Sacramento and Utah.

## January 22, 1997

The league's first 16 players are allocated to teams, an elite group comprised of Olympians and collegiate stars.

## April 19, 1997

WNBA and Spalding introduce the league's official orange-and-oatmeal game ball during WNBA Pre-Draft Camp at Disney's Wide World of Sports complex in Orlando.

## April 28, 1997

Tina Thompson is the first No. 1 draft pick, selected by the Houston Comets in the inaugural WNBA Draft.

## June 21, 1997

The New York Liberty and the Los Angeles Sparks tip-off the first WNBA game at the Great Western Forum in Los Angeles. Sparks guard Penny Toler scores the league's first basket at 19:01. New York wins 67-57.

## June 23, 1997

Utah Starzz becomes first team to pass the 100-point mark in a 102-89 victory over the Los Angeles Sparks.

## July 2, 1997

New York Liberty center Rebecca Lobo wins her 100th consecutive personal victory when the Liberty defeat the Houston Comets 70-67. Winning streak comprises Lobo's 35-0 senior season at the University of Connecticut, 60-0 as member of U.S. Olympic Team and 5-0 as a member of the Liberty. The streak ends at 102.

## August 30, 1997

The Houston Comets become the first WNBA Champions, employing the unstoppable Cynthia Cooper and a suffocating defense for a 65-51 victory over the New York Liberty at The Summit.

## October 1, 1997

The WNBA announces that franchises in Detroit and Washington will join the fold as expansion teams for the 1998 season.

## April 22, 1998

The league announces the addition of expansion teams in Orlando and Minnesota for the 1999 season, bringing the total number of teams to 12.

## June 19, 1998

Los Angeles Sparks center Lisa Leslie sets a WNBA record by pulling down 21 rebounds in the Sparks' victory over the New York Liberty.

## June 21, 1998

Lisa Leslie notches her seventh-straight double-double, setting a WNBA record.

## July 18, 1998

Houston's Cynthia Cooper becomes the first player to reach 1,000 points during Comets' 75-44 rout of the Sacramento Monarchs.

## July 29, 1998

Sacramento Monarchs guard Ticha Penicheiro dishes out 16 assists in a 75-67 loss vs. the Cleveland Rockers to set a WNBA record.

## August 29, 1998

In Game 2 of the WNBA Finals, the Houston Comets, trailing the Phoenix Mercury 1-0 in the best-of-three series, erases a 12-point deficit in the final 7:24 to force overtime. Houston wins the series and claims its second of four titles.

## April 29, 1999

The WNBA and WNBPA reaches final accord as the league's first Collective Bargaining Agreement is signed.

## June 7, 1999

WNBA announces the addition of four expansion teams for the 2000 season – Indiana, Miami, Portland and Seattle. The WNBA family now includes 16 teams.

## June 29, 1999

The Sacramento Monarchs and the Minnesota Lynx combine for a WNBA-record 21 three-pointers (10 by Sacramento, 11 by Minnesota) in the Monarchs' 86-72 victory over the Lynx.

## July 14, 1999

Whitney Houston sings the National Anthem in front of an electrified crowd on hand at Madison Square Garden to witness the Inaugural WNBA All-Star Game. The West defeats the East 79-61 and Lisa Leslie is named MVP.

## July 27, 1999

Sheryl Swoopes records the WNBA's first triple-double with 15 points, 14 rebounds and 10 assists in an 85-46 win over Detroit at the Compaq Center.

## September 4, 1999

New York Liberty guard Teresa Weatherspoon nails a shot from beyond the midcourt line with 2.4 seconds remaining to give the Liberty a 68-67 victory over the Houston Comets in Game 2 of the WNBA Finals. The shot sends the series to a decisive Game 3, which the Comets win to claim their third straight WNBA title.

## June 7, 2000

Cleveland Rockers forward Eva Nemcova ends her record-streak of 66 consecutive free throws with a miss against Orlando. Nemcova did not miss from the foul line from June 14, 1999 to June 5, 2000.

## July 17, 2000

The West defeats the East 73-61 at the 2000 WNBA All-Star Game, hosted by the Phoenix Mercury at America West Arena. Houston's Tina Thompson captures MVP honors.

## August 25, 2000

Cleveland Rockers guard Suzie McConnell Serio is named the recipient of the first Kim Perrot Sportsmanship Award presented by American General, named in honor of Houston's Kim Perrot, who died of cancer in 1999.

## August 26, 2000

Cynthia Cooper turns in a clutch performance to earn her fourth WNBA Finals MVP as the Houston Comets claim fourth straight title by defeating the New York Liberty. In Game 1 at Madison Square Garden, Cooper converts a crucial three-point play with 25.4 seconds remaining to push the Comets' lead to five. In Game 2, she scores six of her 25 points in overtime and nine of Houston's final 18 points. It marks Cooper's last appearance in the WNBA Finals. She retires as the WNBA's all-time scoring leader.



## June 2, 2001

Houston's Van Chancellor becomes first WNBA coach to record 100 victories as the Comets defeat the Detroit Shock 74-73.

## June 7, 2001

Utah Starzz center Margo Dydek records the WNBA's second triple-double, setting a league record for blocked shots in the process as her 12 points, 11 rebounds and 10 blocks leads Utah to an 82-79 win over Orlando.

## July 3, 2001

Washington and Seattle battle through quadruple overtime – the longest game in WNBA history – before the Mystics edge the Storm 72-69.

## July 7, 2001

Minnesota Lynx guard Katie Smith sets the WNBA single-game scoring record with a 46-point performance, including six three-pointers, in a 100-95 overtime loss to Los Angeles.

## July 14, 2001

The West wins the 2001 WNBA All-Star Game in Orlando, defeating the East 80-72. Lisa Leslie earns her second All-Star MVP award.

## July 30, 2001

Lisa Leslie scores her 2,538th point to become the WNBA's career scoring leader, surpassing Cynthia Cooper.

## August 10, 2001

Katie Smith scores 22 points in Minnesota's 65-51 win over Seattle to break the WNBA single-season scoring record of 686 points set by Cynthia Cooper in 1999.

## August 11, 2001

Los Angeles becomes the first team to go undefeated at home for an entire season, finishing 16-0 at the STAPLES Center.

## August 27, 2001

The Charlotte Sting, after dropping the opener of the Eastern Conference Finals at home, go into Madison Square Garden and take both games against the Liberty to derail New York's hopes of making a third consecutive trip to the WNBA Finals. Charlotte advances to the Finals after a 1-10 season start.

## September 1, 2001

The Los Angeles Sparks claim their first WNBA Championship to give the city of Los Angeles a sweep of professional basketball titles in 2001. Lisa Leslie becomes the first WNBA player to capture all three MVP awards in the same season, joining NBA greats Shaquille O'Neal, Michael Jordan and Willis Reed as the only pro hoopsters to accomplish this feat.

Sparks coach Michael Cooper becomes the first person to claim NBA and WNBA titles, having won five championships as a player with the Lakers.

## September 1, 2001

The WNBA welcomes its 10 millionth fan prior to Game 2 of the WNBA Finals at the STAPLES Center.

## November 13, 2001

The Seattle Storm win the first pick in the 2002 WNBA Draft in the inaugural WNBA Draft Lottery.

## June 4, 2002

Katie Smith becomes the WNBA's all-time career leader for three-pointers (233), surpassing Cynthia Cooper (232).

## June 5, 2002

Teresa Weatherspoon becomes the first WNBA player to record 1,000 assists during the Liberty's 60-59 victory over the Detroit Shock at Madison Square Garden.

## June 8, 2002

The Orlando Miracle and the Cleveland Rockers square off for the longest game in WNBA history. The Miracle claims a 103-99 victory in the 2:57 contest that spans three overtime periods.

## June 22, 2002

Utah Starzz forward Natalie Williams records the first 20/20 performance in WNBA history when she scores 22 points and grabs 20 rebounds in Utah's 77-61 win over the Sacramento Monarchs at ARCO Arena.

## July 15, 2002

The West earns its fourth straight victory in the 2002 WNBA All-Star Game in Washington, D.C., edging the East 81-76. Lisa Leslie takes All-Star MVP honors for the second straight year and third time in her career.

## July 22, 2002

Lisa Leslie becomes the first WNBA player to record 3,000 points during the Sparks' 92-84 victory over Orlando at the STAPLES Center. Leslie records 24 points and 21 rebounds (tying the league record she set on 6/19/98) in the victory.

## July 30, 2002

Lisa Leslie becomes the first WNBA player to dunk in a game when she throws down a one-handed breakaway layup with 4:44 remaining in the first half in Los Angeles' 82-73 loss to Miami at the STAPLES Center.

## August 9, 2002

Margo Dydek becomes the first WNBA player to record 500 career blocks.

## August 15, 2002

Washington Mystics forward Chamique Holdsclaw becomes the first player to lead the league in both scoring (19.9 ppg) and rebounding (11.6 rpg) in a single season.

## August 29, 2002

Los Angeles Sparks rookie guard Nikki Teasley nails the game-winning shot in the waning seconds of Game 2 of the WNBA Finals to give the Sparks their second consecutive WNBA Championship, defeating the New York Liberty.

Lisa Leslie earns WNBA Finals MVP honors for the second straight year.

## October 8, 2002

The NBA Board of Governors votes to restructure the WNBA to allow individual team ownership, to allow teams to be owned by non-NBA owners and to be located in non-NBA markets.

## October 21, 2002

The Orlando announces that the Miracle will be relocated from Orlando to a city to be designated by the WNBA.

## November 27, 2002

The Miami Heat organization elects not to assume ownership of the Sol.

## December 5, 2002

The WNBA announces that the Utah Starzz will relocate to San Antonio for the 2003 season.

## December 30, 2002

The Portland Trailblazers organization elects not to assume ownership of the Fire.

## January 10, 2003

San Antonio announces "Silver Stars" as its official team name.

## January 28, 2003

The Connecticut Sun join the WNBA for 2003, as the Mohegan Tribe of Indians become the first non-NBA owner in league history. The Orlando Miracle become the Connecticut Sun.

## April 24, 2003

The WNBA holds the second annual Draft Lottery and a Dispersal Draft to disseminate players from the Miami Sol and Portland Fire. The Cleveland Rockers win the lottery, while the Detroit Shock make Ruth Riley, formerly of the Sol, the first selection in the Dispersal Draft.

## April 25, 2003

At 3 a.m., the WNBA and the WNBAPA sign the league's second Collective Bargaining Agreement. The agreement is for four years, with a league option for a fifth, and gives WNBA players the first free agency rights in the history of women's professional team sports.



## April 25, 2003

The league holds the 2003 WNBA Draft, and Cleveland takes Mississippi State's LaToya Thomas as the first overall pick.

## May 23, 2003

Chamique Holdscrow breaks the WNBA record for rebounds in a game grabbing 24 in the Washington Mystics season-opening win over the Charlotte Sting. She also added 22 points and become the first WNBA player to record two 20-point, 20-rebound performances in a career.

## June 7, 2003

Seattle Storm center Lauren Jackson becomes the youngest player in WNBA history to reach the 1,000 point milestone at age 22.

## June 10, 2003

Minnesota's Katie Smith becomes the first WNBA player to record 300 three-point field goals in her career.

## July 12, 2003

The West captures its fifth straight WNBA All-Star victory at New York's Madison Square Garden by defeating the East All-Stars 84-75, while Los Angeles's Nikki Teasley earns MVP honors.

## August 25, 2003

Nikki Teasley finishes the year averaging 11.5 points, 6.3 assists, and 5.1 rebounds becoming the first player in WNBA history to average more than ten points, five assists, and five rebounds in a season.

## September 14, 2003

Seattle's Lauren Jackson becomes the first international player to win the WNBA's Most Valuable Player award.

## September 16, 2003

The Detroit Shock win their first WNBA title against the Los Angeles Sparks in front of a sell-out crowd and record attendance of 22,076.

Detroit's Ruth Riley records a career high 27 points in Game Three and earns the series MVP.

## September 23, 2003

Rebecca Lobo, one of three original WNBA players, (together with Sheryl Swoopes and Lisa Leslie) signed by the league, retires after a seven-year career.

## December 3, 2003

The Phoenix Mercury win the first pick in the WNBA Draft in the 2004 WNBA Draft Lottery.

## December 17, 2003

The Board of Governors announces three rules changes. The three-point line moves from 19' 9" to 20' 6¼", and the lane is widened from 12' to the NBA width of 16'. The 30-second shot clock resets to 20 seconds (as opposed to 30 seconds under the previous rule) when a defensive foul or other defensive violation occurs with less than 20 seconds remaining on the shot clock.

## January 6, 2004

The WNBA holds a Dispersal Draft to disseminate the players from the Cleveland Rockers. The Phoenix Mercury select forward Penny Taylor with the first overall selection.

## April 17, 2004

The league holds the 2004 WNBA Draft, and Phoenix takes the University of Connecticut's Diana Taurasi as the #1 overall pick.

## June 17, 2004

Ticha Penicheiro passes Teresa Weatherspoon to take over the number one spot in career assists.

## July 29, 2004

Lisa Leslie scores her 4,000th career point and becomes the first WNBA player to reach the milestone.

## August 2-31, 2004

The WNBA stops play to give players the opportunity to compete in the 2004 Olympic Games in Athens, Greece.

## August 5, 2004

USA Basketball defeats the WNBA All-Stars 74-58 as the two teams face-off in the historic game at Radio City Music Hall in New York City. The game was a send off for the US Women's National Team as they prepared to compete in the 2004 Olympic Games in Athens.

## September 10, 2004

Lisa Leslie records the WNBA's third triple-double, tying Margo Dydek's record for blocked shots in the process as her 29 points, 15 rebounds and 10 blocked shots leads Los Angeles to an 81-63 victory over the Detroit Shock.

## October 12, 2004

The Seattle Storm win their first WNBA title against the Connecticut Sun before a sell-out crowd of 17,072. For the first time in WNBA history, all three games of the WNBA Finals were sell-outs. Seattle guard Betty Lennox averaged 22.3 points for the three games on her way to earning the series MVP.

## December 1, 2004

The Charlotte Sting beat the odds to win the first pick in the 2005 WNBA Draft in the fourth annual WNBA Draft Lottery. Charlotte had only a 9.7 percent chance of capturing the first pick.

## February 8, 2005

NBA Commissioner David Stern announces that the WNBA will be expanding to Chicago for the 2006 season. The Chicago Sky becomes the second WNBA team to be owned and run by an entity outside of the NBA. In 2003, the Connecticut Sun became the first independently owned and operated WNBA team.

## February 15, 2005

Donna Orender is appointed by David Stern as the second president of the WNBA.

## April 16, 2005

The league holds the 2005 WNBA Draft, and Charlotte takes the University of Minnesota center Janel McCarville as the #1 overall pick.

## May 24, 2005

Sheila Johnson, co-founder of Black Entertainment Television, becomes the WNBA's first African-American female owner when she joined Ted Leonsis' Lincoln Holdings LLC, which in turn purchased the Washington Mystics from Washington Wizards' owner Abe Pollin.

## July 13, 2005

Katie Smith becomes the first woman in U.S. basketball history to score 5,000 points in her professional career (WNBA and ABL).

## August 18, 2005

Anne Donovan becomes the first female WNBA coach – and fourth overall in the league – to win 100 games.

## September 18, 2005

Sheryl Swoopes becomes the first three-time WNBA Most Valuable Player in league history.

## September 20, 2005

The Sacramento Monarchs clinch the 2005 WNBA Championship, bringing the city of Sacramento their first basketball title.

## October 24, 2005

The Minnesota Lynx beat the odds to win the first pick in the 2006 WNBA Draft in the fifth annual WNBA Draft Lottery. Minnesota had only a 16.7 percent chance of capturing the first pick.



## February 1, 2006

The WNBA announces the 2006 WNBA Draft and Pre-Draft Camp will be held in Boston, site of the NCAA Women's Final Four. The WNBA events will conclude a week-long celebration of women's basketball emanating from Boston.

## April 5, 2006

The league holds the 2006 WNBA Draft, and Minnesota takes the Louisiana State University's Seimone Augustus as the #1 overall pick.

## June 13, 2006

The WNBA All-Decade Team is selected by fans, a panel of national and WNBA-market media and the league's current players and coaches. The team is comprised of the 10 best and most influential players from its first 10 years of play. Players named were: Sue Bird, Tamika Catchings, Cynthia Cooper, Yolanda Griffith, Lauren Jackson, Lisa Leslie, Katie Smith, Dawn Staley, Sheryl Swoopes and Tina Thompson. Van Chancellor, who led the Houston Comets to consecutive WNBA championships in the league's first four seasons, was named the WNBA's Coach of Decade.

## June 23, 2006

In a game against the San Antonio, Los Angeles Sparks center Lisa Leslie scores the 5,000th point in her WNBA career and becomes the first player in WNBA history to reach that milestone.

## July 12, 2006

The 2006 WNBA All-Star Game takes place at New York City's Madison Square Garden. Four rookies – Seimone Augustus, Cappie Pondexter, Sophia Young and Candice Dupree – are named All-Stars. The East squad, led by All-Star MVP Katie Douglas of the Connecticut Sun, earns its first-ever victory with a 98-82 decision. Off the court, the inaugural All-Star Salute: Celebrating Inspiration Luncheon is a key highlight of the festivities as former Secretary of State Madeleine Albright is the keynote speaker.

## August 10, 2006

Diana Taurasi scores a WNBA single-game record 47 points in a triple-overtime game against Houston. Taurasi would also finish the 2006 season with new WNBA records for most points in a single-season (860) and highest scoring average in a single season (25.3).

## August 30, 2006

As part of the League's 10th Anniversary season, the WNBA Greatest Moment presented by AOL.com is unveiled during Game 1 of the 2006 WNBA Finals. Fans, who were able to log on to [www.aol.com/wnba](http://www.aol.com/wnba), voted Teresa Weatherspoon's half-court, buzzer-beater – a shot that propelled the New York Liberty to victory in Game 2 of the 1999 WNBA Finals and on to a deciding Game 3 against the Houston Comets – as their favorite moment in the WNBA's 10-year history.

## September 3, 2006

Lisa Leslie of the Los Angeles Sparks is named MVP for the third time in her career after having also earned the honor in 2001 and 2004. Leslie joined the Houston Comets' Sheryl Swoopes as the only players in WNBA history to capture MVP honors three times.

## September 9, 2006

The 2006 WNBA Finals see the Detroit Shock earn their second league championship when they topped the Sacramento Monarchs in the first WNBA Finals match up ever to reach a fifth and deciding game. The historic game featured a sellout crowd of 19,671 at Joe Louis Arena in Detroit, the second highest Finals crowd in WNBA history. Detroit's Deanna Nolan is named Finals MVP.

## October 26, 2006

The Phoenix Mercury wins the sixth annual Draft Lottery and earns the top pick in the 2007 WNBA Draft. It marks the first time that the team whose odds of winning the top pick were mathematically the smallest actually came away with the #1 pick.

## November 7, 2006

The WNBA announces the creation of the Dawn Staley Community Leadership Award. The award will be presented to the player who best exemplifies the characteristics of a leader in the community and will reflect Staley's contagious leadership, spirit, charitable efforts and love for the game.

## December 7, 2006

The WNBA Board of Governors approves the sale of the Los Angeles Sparks to an investment group led by Katherine E. Goodman and Carla J. Christofferson.

## December 13, 2006

The Charlotte Bobcats Organization announces that it will no longer operate the Charlotte Sting.

## January 8, 2007

The WNBA holds a Dispersal Draft to disseminate the players from the Charlotte Sting. The Chicago Sky select guard Monique Currie with the first overall selection.

## January 30, 2007

Rule changes are announced for the 2007 season and include the following: the backcourt rule requires offensive teams to bring the ball across the mid-court line within eight seconds rather than 10 seconds; the timeout rule requires that officials grant requests for a timeout (full or 20-second) by a player in the game or the head coach; and the teams will now be able to designate 11 active players and up to two inactive players on playoff rosters, with the ability to activate any inactive players on a game-by-game basis.

## January 31, 2007

The WNBA Board of Governors approves the sale of the Houston Comets to Hilton Koch/Hilton Acquisitions, LLC.

## February 16, 2007

Electronic Arts announces that six WNBA players are featured in a new videogame NBA STREET Homecourt. Sue Bird, Tamika Catchings, Lauren Jackson, Lisa Leslie, Sheryl Swoopes and Diana Taurasi are the first female professional athletes to ever be featured and go head-to-head with their male counterparts in a videogame.

## March 31, 2007

Former University of Texas Head Coach Jody Conradt becomes the inaugural recipient of the WNBA Inspiring Coach Award.

## April 4, 2007

The 2007 WNBA Draft presented by adidas takes place in Cleveland, marking the second straight year that the draft was held immediately following the NCAA Women's Division I Championship Game and conducted in the same city as the Final Four. The Phoenix Mercury make Lindsey Harding the top overall pick before trading her to the Minnesota Lynx in exchange for Tangela Smith. The fast-paced draft earned a place in league history when Jessica Davenport, the second overall pick, was subsequently traded from San Antonio to New York in exchange for all-star guard Becky Hammon and a future selection. It marked the first time in WNBA history that the top two picks were traded on Draft Day.

## July 15, 2007

The 2007 WNBA All-Star Game, the league's eighth such contest, is played in front of a sellout audience on July 15 at the Verizon Center in Washington, D.C. A crowd of 19,487 fans witnessed the East defeat the West, 103-99, as Cheryl Ford of the Detroit Shock clinched the MVP honors. A key highlight of the All-Star festivities in 2007 was the second annual All-Star Salute: Inspiring Women Luncheon, featuring keynote speaker and Secretary of State Dr. Condoleezza Rice.



## July 15, 2007

Signaling a major milestone in its second decade, the WNBA reaches an eight-year agreement with ESPN to have ABC, ESPN and ESPN2 televise games through the 2016 season. The agreement was announced in conjunction with the 2007 WNBA All-Star Game by Donna Orender, WNBA President, and John Skipper, ESPN Executive Vice President, Content. The agreement extends the WNBA's relationship with ESPN, which began with the league's inaugural season in 1997, to 20 seasons.

## July 24, 2007

Seattle's Lauren Jackson scores 47 points in a 97-96 overtime loss to the Washington Mystics, tying Diana Taurasi for the WNBA record for most points in a single game.

## July 27, 2007

Lauren Jackson scores her 4,000th career point during a 89-75 win over the Indiana Fever, becoming the youngest and fastest player in league history to reach the milestone. Jackson reaches the milestone in 209 games.

## September 5, 2007

Lauren Jackson is named MVP of the league for the second time in her career after having also earned the honor in 2003. Jackson led the WNBA in scoring, rebounding and double-doubles and was also named the WNBA's Player of the Week on five occasions. Jackson joined Lisa Leslie, Sheryl Swoopes and Cynthia Cooper as the only players in WNBA history to capture multiple MVP honors.

## September 16, 2007

The 2007 WNBA Finals see the Phoenix Mercury win their first-ever championship behind the play of Diana Taurasi, Penny Taylor and Cappie Pondexter, who was named Finals MVP. The Mercury capped the most exciting WNBA season ever by defeating the defending champion Detroit Shock in five games. It marked the first time that a the WNBA Championship has been won on the road, and Mercury head coach Paul Westhead became the first head coach to win both a WNBA title and an NBA title (1980, Los Angeles Lakers). Total attendance for the 2007 WNBA Finals between the Phoenix Mercury and the Detroit Shock was 74,178, establishing a new all-time WNBA Finals record. In addition, Game 5's crowd of 22,076 at The Palace of Auburn Hills tied the all-time, single-game attendance record for the WNBA Finals (also set on Sept. 16 2003 of the 2003 WNBA Finals, Los Angeles at Detroit).

## October 17, 2007

WNBA President Donna Orender announces that the City of Atlanta was awarded a WNBA expansion team for the 2008 season. The new team will be owned and operated by Atlanta businessman J. Ronald Terwilliger.

## October 23, 2007

The Los Angeles Sparks win the seventh annual Draft Lottery and earned the top pick in the 2008 WNBA Draft. The Sparks won the lottery for the first time in franchise history, after tying the Minnesota Lynx for fewest wins in 2007.

## January 23, 2008

The Atlanta expansion franchise unveils their team name, logo and colors. The Atlanta Dream's color scheme will consist of sky blue and red.

## January 28, 2008

The WNBA and the WNBA PAPA sign the league's third collective bargaining agreement covering six seasons, commencing with the 2008 season and continuing through 2013.

## January 29, 2008

Rule changes are announced for the 2008 season and include the following: the inbound rule will permit a player to pass the ball anywhere (frontcourt or backcourt) on the court during the final minute of the fourth period and the final minute of any overtime period; players not occupying lane spaces shall now remain behind the three-point line (above the free-throw line extended) during free-throws; and instant-replay rules will now require automatic video reviews by the officiating crew in the case of flagrant fouls that result in ejections and other player altercations.

## February 6, 2008

The WNBA holds an Expansion Draft to build the inaugural roster of the Atlanta Dream. The Dream selected one player from each team, including Betty Lennox, Katie Feenstra, Erika DeSouza and Kristin Haynie. The Dream also orchestrated trades for Iziane Castro Marques and Ivory Latta.

## February 28, 2008

Force 10 Hoops, L.L.C., the entity owned by Seattle businesswomen and civic leaders Anne Levinson, Ginny Gilder, Lisa Brummel and Dawn Trudeau, purchases the Seattle Storm. Seven WNBA teams now fall under the independent ownership model: the Atlanta Dream, Chicago Sky, Connecticut Sun, Houston Comets, Los Angeles Sparks, Seattle Storm and Washington Mystics.

## April 4, 2008

North Carolina State Head Coach Kay Yow is honored with the WNBA's Inspiring Coach Award during the Women's Final Four activities in Tampa, Florida.

## April 9, 2008

The 2008 WNBA Draft presented by adidas takes place in Tampa, marking the third year that the draft was held immediately following the NCAA Women's Division I Championship Game and conducted in the same city as the Final Four. Candace Parker, Sylvia Fowles and Candice Wiggins were selected as the top three overall picks.

## May 17, 2008

Candace Parker of the Los Angeles Sparks nearly posts a triple-double in her pro debut on vs. Phoenix. She had 34 points, 12 rebounds and 8 assists. Her 34 points broke the record for a rookie in a debut game.

## May 29, 2008

On May 29 in a double-overtime loss at Indiana, Candace Parker becomes the first player in WNBA history to record a 5x5, which is total of five or more in five different categories. Parker had 16 points, 16 rebounds, six blocks, five assists and five steals.

## June 6, 2008

Tina Thompson of the Houston Comets becomes just the second player in WNBA history to reach the 5,000 point milestone, joining Lisa Leslie.

## June 22 & 24, 2008

Candace Parker dunks in back-to-back games, joining Lisa Leslie as the only players to have dunked in a WNBA game.

## June 28, 2008

Lisa Leslie of the Los Angeles Sparks becomes the first WNBA player to record 3,000 career rebounds.

## July 30, 2008

Robin Roberts, co-anchor of ABC News' Good Morning America, is honored as the recipient of the 2008 WNBA Inspiration Award. Roberts is the keynote speaker at the WNBA Inspiring Women Luncheon in San Francisco, an event that also honored the U.S. Olympic Women's Basketball Team and served as a final send-off to the Beijing for the Olympic Games.



## July 28-Aug. 27, 2008

The WNBA stops play to give players the opportunity to compete in the 2008 Olympic Games in Beijing, China. The U.S. Olympic Women's Basketball Team defeated Australia in the gold medal game, while Russia defeated China for the bronze. The United States has now won four consecutive Olympic gold medals.

## August 31, 2008

Katie Smith of the Detroit Shock reaches the 5,000 career point milestone, joining Lisa Leslie and Tina Thompson.

## September 5, 2008

Ticha Penicheiro of the Sacramento Monarchs becomes the first player in WNBA history to record 2,000 career assists.

## October 3, 2008

Los Angeles Sparks forward Candace Parker is named the Hanns-G 'Go Beyond' Rookie of the Year as well as the WNBA Most Valuable Player presented by T-Mobile. It marks the first time a rookie won both awards in the same year. The top overall pick in the 2008 WNBA Draft, Parker capped a season in which she also earned All-WNBA First Team honors, two Hanns-G 'Go Beyond' Rookie of the Month Awards (May and July), one Player of the Week Award (Aug. 31) and the Peak Performer Rebounding Award.

## October 5, 2008

The 2008 WNBA Finals see the Detroit Shock sweep the San Antonio Silver Stars in three games. The Shock earned their third championship in six years. Detroit's Katie Smith was named Finals MVP.

## December 2, 2008

The League announces that the Houston Comets, an original member of the WNBA, would suspend operations.

## December 9, 2008

The WNBA holds a Dispersal Draft of the Houston Comets players. Teams drafted in inverse order of their regular-season finish in 2008.

The Atlanta Dream selected Sancho Lyttle with the first pick, the Washington Mystics chose Matee Ajavon with the second selection and the Chicago Sky took Mistie Williams with the third pick.

## December 9, 2008

The Atlanta Dream win the eighth annual WNBA Draft Lottery and earned the top pick in the 2009 WNBA Draft. The winning team had 420 chances out of 1,000 to receive the first overall selection. The lottery went exactly according to odds for the first time in WNBA history.

## February 5, 2009

The WNBA Board of Governors votes to allow the expanded use of instant replay by game officials. The two modifications will allow referees to use instant replay 1.) to determine at any point during a game whether a field goal was correctly scored as a two- or three-point field goal, and, for the purposes of awarding the correct number of free throws, whether a shooter was fouled while taking a two- or three-point attempt and 2.) when the game clock malfunctions during a play concluding with no time remaining on the clock (0:00) at the end of any quarter or overtime period.

## April 7, 2009

University of Tennessee head coach Pat Summit is named the recipient of the WNBA's Inspiring Coach Award.

## April 9, 2009

The 2009 WNBA Draft presented by adidas takes place at the NBA Entertainment studios in Secaucus, NJ. Angel McCoughtry, Marissa Coleman and Kristi Toliver were selected as the top three overall picks.

## May 13, 2009

WNBA LiveAccess, a new feature on WNBA.com that provides fans with free access to more than 200 live game Webcasts, is launched and allows fans around the world to access live game Webcasts on individual team Web sites.

## June 1, 2009

The Phoenix Mercury announces a groundbreaking marquee partnership with LifeLock to launch the first-ever branded jersey in WNBA or NBA history. The LifeLock name will appear on the front of Phoenix Mercury player jerseys and on warm-up suits through the 2011 season.

## June 5, 2009

The Los Angeles Sparks reach an agreement with the Farmer's Insurance Group of Companies to become the second team to secure a marquee partnership and wear branded jerseys. The Farmer's Insurance Group of Companies name and logo will appear on player jerseys.

## June 14, 2009

Tamika Raymond is named the recipient of the 2009 Dawn Staley Community Leadership Award.

## July 17, 2009

Sue Bird of the Seattle Storm reaches the 3,000-point plateau, becoming just the third player in league history to score 3,000 points and hand out 1,000 career assists. (Shannon Johnson and Vickie Johnson).

## July 29, 2009

Cokie Roberts, political commentator for ABC News, senior news analyst for NPR News, and bestselling author, is honored as the recipient of the 2009 WNBA Inspiration Award. Roberts served as the keynote speaker at the WNBA Inspiring Women Luncheon in Chicago.

## August 10, 2009

Lisa Leslie of the Los Angeles Sparks becomes the first player in WNBA history to record 6,000 career points.

## August 15, 2009

Lauren Jackson of the Seattle Storm scores her 5,000th point against the Atlanta Dream, becoming the youngest and fastest player in league history to reach the milestone. Jackson joins Lisa Leslie, Tina Thompson and Katie Smith as the WNBA's 5,000 point scorers.

## September 5, 2009

Diana Taurasi of the Phoenix Mercury scores her 4,000th point, eclipsing Lauren Jackson as the youngest and fastest player in league history to reach the milestone. Taurasi accomplishes the feat in 197 games.

## September 26, 2009

Lisa Leslie tallies 22 points and 9 rebounds in the final game of her WNBA career as the Los Angeles Sparks are defeated by the Phoenix Mercury in the Western Conference Finals. Leslie had previously announced that 2009 would be her final season, and retires as the all-time WNBA leader in points (6,263) and rebounds (3,307).

## September 29, 2009

The Mercury's Diana Taurasi wins the WNBA Most Valuable Player Award presented by Kia Motors, marking the first MVP honor of her professional career. Taurasi tallied 20.4 points per game and recorded 20+ points in 20 games in 2009.

## October 9, 2009

The Phoenix Mercury defeats the Indiana Fever to clinch the WNBA Championship for the second time in three years. Finals MVP Diana Taurasi, Cappie Pondexter and Penny Taylor led the Mercury and held off a late rally by the tenacious Indiana Fever for a 94-86 victory in the deciding Game 5. The 2009 WNBA Finals also featured three sellouts plus the highest total attendance figure (82,018) in WNBA Finals history. Overall, average attendance for the 2009 WNBA Playoffs increased 18.5% over 2008 (9,979 vs. 8,420).

## October 20, 2009

The Detroit Shock relocates to Tulsa, Oklahoma under the ownership of Bill Cameron, David Box and Tulsa Pro Hoops, LLC. Nolan Richardson is named the team's general manager and head coach.



## October 29, 2009

Kathy Betty becomes managing partner of the Atlanta Dream after the investment group Dream Too, LLC purchases the team from Terwilliger.

## November 5, 2009

The Minnesota Lynx win the ninth annual WNBA Draft Lottery and earned the top pick in the 2010 WNBA Draft. Minnesota had 428 chances out of 1,000 to receive the first overall selection by virtue of owning New York's combinations (261) in addition to its own (167).

## November 20, 2009

The Maloof Family announces that they will no longer operate the Sacramento Monarchs.

## December 4, 2009

The WNBA Competition Committee and Board of Governors approves the expanded use of instant replay by game officials in the following situations: 1.) To determine at any point during the game whether a 24-second shot clock violation occurred prior to the release of a successful field goal attempt or prior to a foul being committed and 2.) To determine during the last minute of regulation play and the last minute of any overtime period which player last touched the ball prior to it going out-of-bounds or whether the ball was last touched simultaneously by two opponents.

## December 14, 2009

The WNBA holds a Dispersal Draft of the Sacramento Monarchs players. The New York Liberty selected Nicole Powell with the first pick while the Minnesota Lynx chose Rebekkah Brunson second and the Connecticut Sun took DeMya Walker with the third selection. The Chicago Sky selected Courtney Paris and the San Antonio Silver Stars took Laura Harper to round out the top five picks. Teams drafted in inverse order of their regular-season finish in 2009.

## January 23, 2010

The Tulsa franchise, with new ownership that brought the team from its former home in Detroit, announces it will keep the name "Shock," and unveils a new logo and color scheme featuring black, red and gold.

## April 8, 2010

The 2010 WNBA Draft presented by adidas takes place at the NBA Entertainment studios in Secaucus, NJ. Tina Charles, Monica Wright, Kelsey Griffin, Epiphanny Prince and Jayne Appel, respectively, were the top five selections.

## May 15, 2010

The newly relocated Shock – complete with new ownership, a new head coach in Nolan Richardson, new colors and a new logo – tip-off their first game in Tulsa, Oklahoma.

## August 8, 2010

Tina Thompson surpasses Lisa Leslie's WNBA career scoring mark of 6,263, making her the highest scoring player in league history.

## August 13, 2010

Phoenix's Tangela Smith plays in her 411th career game, breaking Vickie Johnson's previous record for most career games played.

## August 15, 2010

In a game against Indiana, rookie Tina Charles of the Connecticut Sun sets WNBA single-season records for most double-doubles and total rebounds in a single season.

## September 7, 2010

Atlanta's Angel McCoughtry scores a WNBA Playoffs record 42 points in Game Two of the Eastern Conference Finals, a 105-93 victory over the New York Liberty. In that same game, New York's Cappie Pondexter tallies 36 points. Their combined total of 78 points set a WNBA record for most total points by two players in the same post-season game.

## September 16, 2010

The Seattle Storm won the 2010 WNBA championship by defeating the Atlanta Dream 87-84 in Game 3 of the WNBA Finals in Atlanta's Philips Arena. The Storm swept the Dream 3-0 in the best-of-five series and Seattle center Lauren Jackson, the league's regular season MVP, was named MVP of The Finals. It is the Storm's second championship and first since 2004.

## December 3, 2010

Donna Orender steps down as WNBA President to launch her own marketing, media and strategy company.

## February 28, 2011

As part of WNBA Live - Manchester 2011 – a new, multiyear partnership between the Manchester (Eng.) City Council and the NBA, WNBA and USA Basketball – it is announced that the Atlanta Dream will participate in the first WNBA game played in Europe. The game is set for May 29, 2011 vs. Standard Life Team GB (Great Britain's national team) at Manchester Evening News Arena. The partnership will promote women in sport and encourage participation in team sports.

## March 3, 2011

At a press conference at the AT&T Center in San Antonio, the WNBA announces that the Silver Stars will host the 2011 All-Star Game for the first time in franchise history. The contest, set for Saturday, July 23, is to be the second WNBA All-Star Game played in a Western Conference venue and the first since the 2000 game was held in Phoenix.

## March 8, 2011

In honor of Women's History Month and International Women's Day, the WNBA officially announced plans to celebrate its 15th season. Among those would be the selection of the Top 15 Players and the Top 15 Moments in league history. Key among other planned celebrations would be a nationally televised game (ESPN2) in which the New York Liberty would visit the Los Angeles Sparks on June 21, fifteen years to the date of the league's inaugural game in 1997 featuring those same two teams.

## March 28, 2011

Sheryl Swoopes, 40, returns to the WNBA, signing to play with the Tulsa Shock after a two-year hiatus. An inaugural member of the WNBA and a member of the league's All-Decade Team selected in 2006, Swoopes resume includes four WNBA championships as a member of the Houston Comets (1997-2000), three league MVP awards (2000, '02, '05) and three Defensive Player of the Year honors (2000, '02, '03).

## April 7, 2011

The Washington Mystics sign a marquee partnership with Inova Health System, becoming the fifth WNBA team to have such a partnership. Players will wear Inova Hospital System's name and logo on the front of their home and away jerseys during the 2011 WNBA season.

## April 7, 2011

The WNBA and partner adidas unveiled new uniforms for all 12 teams featuring Revolution 30 technology and women's basketball specific TECHFIT base layers.

## April 11, 2011

The WNBA becomes the first professional sports league to conduct its annual Draft at ESPN headquarters in Bristol, Conn. The Minnesota Lynx made Maya Moore the top overall selection of the 2011 WNBA Draft presented by adidas. Australian native Elizabeth Camburg, selected second by the Tulsa Shock, and Courtney Vandersloot, tapped third by the Chicago Sky, rounded out the top three picks.



## April 21, 2011

Laurel J. Richie, a veteran of more than three decades in consumer marketing, corporate branding, public relations and corporate management, is appointed President of the WNBA, NBA Commissioner David Stern announced. Laurel leaves her post as Senior Vice President and Chief Marketing Officer for Girl Scouts of the USA to join the WNBA.

## June 21, 2011

The Los Angeles Sparks host the New York Liberty at STAPLES Center in the WNBA's 15th Anniversary Game, played 15 years to the day of the league's inaugural matchup between the same two teams in LA. The Sparks win, 96-91.

## July 23, 2011

In honor of the WNBA's 15th season, the league unveiled its "Top 15 Players of All Time" during a halftime ceremony live on ABC at the 2011 WNBA All-Star Game presented by adidas. With consideration given to on-court performance and ability, leadership, sportsmanship, and community service, as well as to contributions to team success and women's basketball, voting was conducted by fans, select national and WNBA-market media, and by current players and coaches. The players named were: Sue Bird, Tamika Catchings, Cynthia Cooper, Yolanda Griffith, Becky Hammon, Lauren Jackson, Lisa Leslie, Ticha Penicheiro, Cappie Pondexter, Katie Smith, Dawn Staley, Sheryl Swoopes, Diana Taurasi, Tina Thompson, and Teresa Weather- spoon.

## August 9, 2011

In a road game at the Phoenix Mercury, Minnesota Lynx all-stars Lindsay Whalen and Seimone Augustus become the 35th and 36th players to surpass the 3,000-point mark for their respective careers, but the first pair of teammates to eclipse the mark in the same game. In the process, Augustus also tied the Mercury's Diana Taurasi as the fastest player in WNBA history to reach 3,000 (151 games).

## August 22, 2011

The WNBA and Boost Mobile, an industry leader in no-contract wireless service, announced a landmark multiyear marketing partnership that made Boost Mobile the first league-wide marquee partner of the WNBA. As part of the deal, the Boost Mobile brand logo was subsequently featured on the front of the game jerseys of 10 of the WNBA's 12 teams. It marked the first time the WNBA had a league partner with jersey branding for multiple teams throughout the season other than adidas, the league's official outfitter.

## October 2, 2011

Despite falling to the host Minnesota Lynx in Game 1 of the WNBA Finals, Atlanta Dream forward Angel McCoughtry set Finals records for points in a quarter (19 in the third), points in a half (27 in the second), and consecutive points (14 from late in the first half into the third quarter).

## October 5, 2011

The Atlanta Dream's Angel McCoughtry surpasses the WNBA Finals record (set by her in 2010) for most points in a single game with 38 in a loss to the host Minnesota Lynx.

## October 7, 2011

In a celebration of its 15th season, the WNBA and partner Boost Mobile unveiled the Top 15 Moments in league history as voted by fans. The top moment was Teresa Weatherspoon's half-court shot at the buzzer to win Game 2 of the 1999 WNBA Finals for the New York Liberty and send that series to a decisive third game. Ranking second was the WNBA's first ever game (NY Liberty at LA Sparks, June 21, 1997); third was Sparks' center Lisa Leslie throwing down the first dunk in WNBA history in the first half of a game vs. the Miami Sol.

## October 7, 2011

The Minnesota Lynx captured their first WNBA title with a 73-67 win over the Atlanta Dream. Lynx guard/forward Seimone Augustus was named Finals MVP after leading the Lynx to a sweep in the best-of-five series. Augustus posted 22 points and seven assists in Game 1 and had a franchise-playoff record 36 points in Game 2, including 15 in the fourth quarter.

## April 16, 2012

The 2008 WNBA Draft presented by Boost Mobile took place at ESPN headquarters in Bristol, CT, marking the second straight year that the draft was held on the campus of the league's broadcast partner. Stanford's Nnemkadi Ogwumike (Sparks), Tennessee's Shekinna Stricklen (Storm), Notre Dame's Devereaux Peters (Lynx), Tennessee's Glory Johnson (Shock), and Miami's Shenise Johnson (Silver Stars) were the top five picks.

## June 3, 2012

Angel McCoughtry of the Atlanta Dream sets the WNBA's single-game mark for most successful free throws without a miss, going 17-for-17 vs. Chicago.

## June 15, 2012

With a win over Phoenix on June 15, the defending champion Minnesota Lynx set a WNBA record for the best start to a season, going 10-0 out of the gate before being upended by Seattle.

## June 16, 2012

Already the WNBA's career steals leader, Tamika Catchings also took over the top spot in league history for career free throws made when she hit six of eight from the charity stripe against Chicago.

## June 17, 2012

Connecticut's Tina Charles, with 23 points and 22 rebounds at Atlanta, became the first player in WNBA history to log three 20-20 games in a career.

## July 14-Aug. 15, 2012

The WNBA temporarily stops play to give players the opportunity to compete in the 2012 Olympic Games in London. The U.S. Olympic Women's Basketball Team – comprised of 12 WNBA players – defeated France in the gold medal game. The win gave the United States women their fifth consecutive Olympic gold medal and, dating back to the bronze medal game in 1992, stretched the team's winning streak to 41 games.

## Sept. 18, 2012

Already the WNBA's all-time leading scorer, Tina Thompson (Seattle) became the first player in the history of the league to surpass 7,000 career points with her jump shot at the 9:03 mark of the second quarter of the Storm's victory over visiting Chicago at KeyArena. The milestone capped a season in which Thompson also became the first WNBA player to top 15,000 minutes played and 2,450 field goals made.

## Aug. 28, 2012

A put-back basket against San Antonio by Minnesota Lynx center McWilliams-Franklin, moved the 14-year veteran and six-time All-Star into first place on the WNBA's career list for offensive rebounds, surpassing the 1,049 of Yolanda Griffith.

## Sept. 22, 2012

Temeka Johnson of the Tulsa Shock finished the regular season with the league's best single-season mark in history for three-point FG percentage (.531, 34 of 64). On the same day, Ticha Penicheiro of the Chicago Sky plays the final game of her career and, with two assists, increases her WNBA career record to 2,599.

## Sept. 26, 2012

The WNBA Draft Lottery (to determine the order of selection of the 2013 WNBA Draft) was held for the first time at ESPN's studios in Bristol, Conn., live during the 6 p.m. ET edition of SportsCenter. The Phoenix Mercury ultimately won the top pick, followed in succession by the Chicago Sky, Tulsa Shock, and Washington Mystics.





## Oct. 21, 2012

Indiana defeated the defending champion Minnesota Lynx 3-games-to-1, giving the Fever its first WNBA championship in franchise history. Following Game 4, an 87-78 home win at Indianapolis' Bankers Life Fieldhouse, Indiana forward Tamika Catchings was named MVP of the WNBA Finals presented by Boost Mobile. Catchings, a three-time Olympic gold medalist and the league's 2011 MVP, averaged 22.3 points, 6 rebounds, and 2 steals during the Finals.

## Dec. 13, 2012

Following the league's Board of Governor's Meeting, the WNBA announces it will implement new rules regarding flopping and defensive three-seconds, while also extending the three-point line from 20 feet, 6 1/4 inches to 22 feet, 1 3/4 inches, consistent with the distance inherent in all FIBA competitions. The rules will go into effect beginning with the 2013 season.

## March 28, 2013

The WNBA and ESPN announce an extension of their partnership for another six years, paving the way for WNBA games to be televised on ABC, ESPN, and ESPN2 through 2022. The announcement, made by John Skipper, President of ESPN, Inc. and Co-Chairman of the Disney Media Networks, and Laurel J. Richie, WNBA President, extends the WNBA's television relationship with ESPN to 26 years. With the deal, up to 30 live games will be televised on ABC, ESPN or ESPN2 each season, including exclusive telecasts of the WNBA Finals presented by Boost Mobile.

## March 28, 2013

On the same day as the WNBA and ESPN announce an extension of their partnership, the league also introduced a new brand identity. The refreshed identity reflects how far the level of play has come in 16 years as stronger, more agile players have made the game more competitive. The cornerstone of the new WNBA visual identity is a more modern "Logowoman" -- the player silhouette within the logo -- that better embodies the athleticism and diversity of current WNBA players while leveraging the distinctive orange-and-oatmeal color scheme of the league's iconic game ball.

## April 15, 2013

For the first time in the WNBA's 17 seasons, the league's Draft is televised live in primetime. The 2013 WNBA Draft presented by State Farm takes place for the third straight year at ESPN headquarters in Bristol, Conn., this time airing live at 8 p.m. ET on ESPN2. One of the most anticipated draft classes in league history is led by the "3 to See" -- Brittney Griner of Baylor, Elena Delle Donne of Delaware, and Notre Dame's Skylar Diggins. The Phoenix Mercury select Griner with the No. 1 overall pick; the Chicago Sky then take Delle Donne with the No. 2 selection, and the Tulsa Shock claim Diggins third.

## May 27, 2013

While the WNBA's 17th season officially tipped off on May 24, it was a May 27 Memorial Day TV doubleheader on ESPN2 that introduced the "3 to See" -- Phoenix center Brittney Griner, Chicago guard/forward Elena Delle Donne, and Tulsa guard Skylar Diggins -- to WNBA fans. Griner, Delle Donne, and Diggins, the first, second, and third overall draft picks in the 2013 Draft, were the featured players as Tulsa first hosted the Washington Mystics and Phoenix then hosted Chicago.

## May 27, 2013

Brittney Griner, the No. 1 overall pick in the 2013 Draft, registered two dunks in her very first game, becoming the first WNBA player ever to dunk multiple times in the same game.

## June 8, 2013

The WNBA becomes the first U.S. professional basketball league to implement "Ref Cam" as part of a game telecast. A wireless, HD, mini point of view camera positioned at eye-level on game official Lamont Simpson, "Ref Cam" allowed viewers to virtually be on the court during the live ABC broadcast when Indiana hosted Phoenix.

## July 6, 2013

Mike Thibault moved ahead of Van Chancellor to become the head coach with the most regular-season victories in WNBA history. Thibault reached the milestone with the Washington Mystics' 62-59 win over the Seattle Storm. The win was Thibault's 212th regular-season victory as a WNBA head coach.

## July 27, 2013

The Los Angeles Sparks' Candace Parker was crowned MVP of the 2013 Boost Mobile WNBA All-Star Game after setting an All-Star Game record with 23 points, topping the mark of 22 set by Swin Cash in 2009. Parker shot 10-for-13 from the field and chipped in 11 rebounds. Leading into the All-Star Game, the Chicago Sky's Elena Delle Donne became the first rookie ever to lead all vote-getters for the event.

## August 18, 2013

Chicago's Sylvia Fowles became the first player in league history to post two 20-20 games in the same season. Fowles, who scored 20 points and added 21 rebounds vs. Connecticut on this date, had previously posted 24 points and 22 rebounds vs. Connecticut on May 31.

## September 8, 2013

Second-year guard Riquna Williams sets a WNBA single-game scoring record with 51 points in the Tulsa Shock's win at San Antonio. The 51-point effort surpassed the previous mark of 47 set by Phoenix's Diana Taurasi in 2006 and Seattle's Lauren Jackson in 2007.

## September 15, 2013

Forward Katie Smith, a veteran of 15 WNBA seasons and a seven-time WNBA All-Star, finishes her illustrious career ranked No. 1 in league history in three-point shots made (906); second in total points (6,452, trailing only Tina Thompson) and minutes played (15,725); fourth in free throws made (1,440); and fifth in field goals made (2,053).

## September 27, 2013

Forward Tina Thompson, the only player to play in each of the WNBA's first 17 seasons, plays her final game as Seattle is eliminated from the playoffs by Minnesota in the Western Conference Semifinals. The nine-time WNBA All-Star selection ended her career ranked as the league's all-time leader in points (7,488), field goals made (2,630), and minutes played (16,088); second in free throws made (1,480) and total rebounds (3,070); and fourth in three-point field goals made (748).

## October 10, 2013

After advancing to the WNBA Finals for the third consecutive season, the Western Conference champion Minnesota Lynx toppled the Atlanta Dream 3-games-to-0, giving Minnesota its second WNBA title in franchise history and its second crown in a three-year span. Following an 86-77 Game 3 victory at Gwinnett Arena in suburban Atlanta, Lynx forward Maya Moore, the runner-up for the regular-season MVP award, was named the MVP of the Finals. The Georgia native averaged 20 points, 6 rebounds, and over 2 assists during the Finals series.

## December 10, 2013

The 13th annual WNBA Draft Lottery (to determine the order of selection of the 2014 WNBA Draft presented by State Farm) was conducted in a televised event live on ESPN during SportsCenter for the second straight year. The Connecticut Sun, which had 442 chances out of 1,000 to receive the first overall selection, the most of any of the four teams in the lottery mix, ultimately won the top pick, followed in succession by the Tulsa Shock, San Antonio Silver Stars, and New York Liberty.



## January 14, 2014

The WNBA's San Antonio franchise officially changes its nickname from Silver Stars to Stars.

## February 5, 2014

The WNBA and NBA Board of Governors unanimously approved the purchase of the Los Angeles Sparks by an investment group led by Earvin "Magic" Johnson and controlling owner of the Los Angeles Dodgers, Mark R. Walter. The investment group includes Dodger co-owners Todd L. Boehly, Robert L. Patton and Stan Kasten.

## March 7, 2014

The Women's National Basketball Association (WNBA) and the Women's National Basketball Players Association (WNBPA) entered into a new eight-year collective bargaining agreement, commencing with the 2014 season and continuing through 2021. The new collective bargaining agreement includes an additional 12th roster spot, salary cap increases and reduced revenue sharing thresholds, making it more likely that the players will share in league revenue growth. In addition, a new "Time Off Bonus" (up to \$50,000 per team) can be earned by a player who limits the amount of time she will play professional basketball (and/or play for a national team) during the off-season.

## April 14, 2014

The 2014 WNBA Draft presented by State Farm is televised live in primetime by ESPN2 from the floor of the Mohegan Sun Arena in Uncasville, Conn. Chiney Ogwumike of Stanford University is selected No. 1 overall by the Connecticut Sun and, in the process, makes history. Ogwumike and her older sister, Nneka – the No. 1 overall pick in the 2012 Draft by the Los Angeles Sparks – join NFL stars Peyton and Eli Manning as the only siblings selected with the top pick in a North American professional sports league draft. The Tulsa Shock made Baylor University's Odyssey Sims the No. 2 overall pick and the San Antonio Stars claim Notre Dame's Kayla McBride third.

## July 19, 2014

Boost Mobile WNBA All-Star 2014 takes place at US Airways Center, marking the second time the All-Star event takes place in Phoenix. The first WNBA All-Star game to go into overtime is won by the East, 125-124, after the Indiana Fever's Tamika Catchings grabs a defensive rebound and dribbles the length of the floor to score the game-winning layup with 6.9 seconds to play in OT.

Atlanta Dream guard Shoni Schimmel, who had been voted into the game as a starter by fans, lives up to her nickname, "Showtime Shoni," and becomes the first rookie ever to earn the All-Star game MVP award. Schimmel set All-Star records for points (29), made field goals (11), and made three-point field goals (7). Like Schimmel, Minnesota's Maya Moore (24 points) and Tulsa's Skylar Diggins (27 points) also surpassed the previous record for points in an All-Star game (23 by Los Angeles' Candace Parker in 2013).

## Aug. 5, 2014

The NBA's San Antonio Spurs announce they are hiring WNBA all-star guard Becky Hammon as an assistant coach under head coach Gregg Popovich. Hammon, then of the WNBA's San Antonio Stars and in the midst of her 16th season as a WNBA player, becomes the first full-time, paid female assistant coach in NBA history.

## Sept. 12, 2014

In the WNBA Finals, the Phoenix Mercury sweeps the Chicago Sky, 3-0, to win its third championship in franchise history. After taking the first two games of the best-of-five series at home by 21 and 29 points, respectively, the Mercury is led by guard Diana Taurasi, who scores 14 of her 24 points in the fourth quarter, and by forward Candice Dupree (24 points), as Phoenix edges host Chicago, 87-82, in Game 3. Taurasi, who is subsequently named Finals MVP for the second time in her career, breaks an 82-82 tie with an old-fashioned three-point play.

## April 16, 2015

For the second straight year, the WNBA Draft presented by State Farm® is held at Mohegan Sun Arena in Uncasville, Conn. With the No. 1 overall pick, the Seattle Storm makes Notre Dame guard and consensus All-American Jewell Loyd the first Fighting Irish player ever chosen with the top selection. The Tulsa Shock choose Sweden native Amanda Zahui B. of the University of Minnesota with the second overall selection, and the Storm uses its second pick in the top three on the University of Connecticut's Kaleena Mosqueda-Lewis. Loyd and Zahui B., each of whom leave college with eligibility remaining, enter the draft by virtue of turning 22 years of age during the 2015 calendar year.

## June 24, 2015

Chicago's Elena Delle Donne scores a career-high 45 points in a win over Atlanta. Coupled with her 40-point effort at Tulsa on June 6, she becomes only the fourth player in league history with two 40-point games in the same season. Delle Donne would go on to be named the 2015 WNBA MVP presented by Samsung.

## July 3, 2015

Becky Hammon, a former WNBA All-Star and current NBA assistant coach with the San Antonio Spurs, becomes the first female head coach in the NBA's Las Vegas Summer League when the Spurs announce she will guide their team. Seventeen days later, on July 20, Hammon leads the Spurs to the Summer League title, becoming the first female coach to win a Summer League title.

## July 20, 2015

Tulsa Shock majority owner Bill Cameron announces plans to relocate the WNBA team to the Dallas-Fort Worth area, the fourth-largest metropolitan area in the U.S. Cameron asks the WNBA to submit the request to the Board of Governors for approval.

## July 21, 2015

Atlanta Dream forward/guard Angel McCoughtry becomes the second-fastest player in WNBA history to reach the 4,000-point milestone, accomplishing the feat in her 206th game (only Diana Taurasi reached the plateau in fewer games – 197).

## July 23, 2015

The WNBA Board of Governors unanimously approves the relocation of the Tulsa Shock to the Dallas-Fort Worth metropolitan area. The team then finished the season in Tulsa, reaching the playoffs for the first time since relocating from Detroit prior to the 2010 season.

## July 25, 2015

In a game featuring 10 first-time All-Stars, the Western Conference defeats the Eastern Conference, 117-112, in the Boost Mobile WNBA All-Star Game at Mohegan Sun Arena in Uncasville, Conn. Minnesota Lynx forward Maya Moore is named MVP, becoming just the second player (after Lisa Leslie) to win all three of All-Star Game MVP, WNBA MVP presented by Samsung (2014) and WNBA Finals MVP presented by Boost Mobile (2013). Moore scores an All-Star Game-record 30 points, surpassing the mark of 29 set by Atlanta's Shoni Schimmel in 2014).

Indiana Fever forward Tamika Catchings – who enters the game as the career All-Star leader in minutes, made field goals, total rebounds and defensive rebounds – tallies eight points and moves ahead of Leslie as the all-time scoring leader in All-Star history. Catchings also moves into the top spot in WNBA All-Star Game history for the most selections (10) and most games played (9). Seattle guard Sue Bird, selected for the ninth time, plays in her eighth All-Star Game and moves into sole possession of second place in that category.

## July 28, 2015

Indiana's Tamika Catchings passes Diana Taurasi (6,722) for second place on the WNBA's all-time regular-season points list.

## July 31, 2015

Nancy Lieberman, a former WNBA player and head coach, becomes the second female hired as a full-time, paid NBA assistant coach when she joins the staff of the Sacramento Kings.



## Aug. 2, 2015

Seattle Storm guard Sue Bird becomes the first player in WNBA history to amass 5,000 points and 2,000 assists. She is the 13th player to reach 5,000 points.

## Sept. 24, 2015

The Seattle Storm wins the 15th annual WNBA Draft Lottery presented by State Farm® and earns the top pick in the 2016 WNBA Draft presented by State Farm®. The Lottery is conducted in a televised event at ESPN's headquarters in Bristol during halftime of Game 1 of the Western Conference Finals between the Phoenix Mercury and Minnesota Lynx on ESPN2. Seattle, which entered the Lottery with the most chances to land the top pick (442 out of 1,000), wins the drawing for the second time in a row. Five months earlier, Seattle had used the top pick in the 2015 Draft to select Notre Dame guard Jewell Loyd, who would become the 2015 WNBA Rookie of the Year presented by Samsung.

## Oct. 10, 2015

In Game 3 of the WNBA Finals presented by Boost Mobile, Lynx forward Maya Moore hits one of the biggest shots in WNBA history, a game-winning three-pointer at the buzzer that gives Minnesota an 80-77 win for a 2-1 series edge. Moore's buzzer-beater is the latest in a WNBA Finals game since the New York Liberty's Teresa Weatherspoon hit a half-court buzzer-beater on Sept. 4, 1999 to win Game 2 of the WNBA Finals in Houston and send that series to a third and final game against the Comets.

## Oct. 14, 2015

Led by center Sylvia Fowles, a midseason acquisition who would be named MVP of the 2015 WNBA Finals presented by Boost Mobile, the Minnesota Lynx topples the Indiana Fever in Game 5 of the best-of-five series. Minnesota wins its third title in five seasons (2011, 2013) behind head coach Cheryl Reeve and the team's core group of veteran All-Stars in Maya Moore, Seimone Augustus, Lindsay Whalen and Rebekkah Brunson. The Lynx clinches a title on its home court for the first time.

## Nov. 2, 2015

In an event held at the University of Texas at Arlington, majority owner Bill Cameron announces that the Tulsa Shock, newly relocated to the Dallas Metroplex, will begin play in 2016 as the Dallas Wings.

## Nov. 4, 2015

The WNBA announces that Laurel J. Richie, the third President in league history, will be leaving to pursue other interests, including serving as a board member of several for-profit and not-for-profit institutions. Richie ends a tenure that began on April 21, 2011.

## Feb. 10, 2016

Lisa Borders is appointed by NBA Commissioner Adam Silver as the WNBA's fourth President. Borders brings more than 25 years of experience in operations, marketing, government relations and public service. At the time of the announcement, Borders was serving as Chair of The Coca-Cola Foundation and Vice President, Global Community Affairs at The Coca-Cola Company.

## March 15, 2016

The WNBA and Verizon announce a new leaguewide marquee partnership, making the wireless provider the league's most prominent marketing partner. As the marquee partner of the WNBA, Verizon branding will be prominently displayed on the front of 10 WNBA team jerseys: the Atlanta Dream, Chicago Sky, Dallas Wings, Indiana Fever, Los Angeles Sparks, Minnesota Lynx, New York Liberty, Phoenix Mercury, Seattle Storm and Washington Mystics.

## April 14, 2016

The WNBA Draft presented by State Farm® is held at Mohegan Sun Arena in Uncasville, Conn. The Seattle Storm holds the first overall pick in the draft for the second consecutive year and selects University of Connecticut All-American Breanna Stewart, the first player in NCAA Division I history to be named Most Outstanding Player of the Final Four four times. For the first time in the history of the WNBA Draft, three players from the same school are selected with the top three picks – UConn's Stewart, Moriah Jefferson (No. 2 by the San Antonio Stars), and Morgan Tuck (No. 3 by the Connecticut Sun).

## May 9, 2016

The WNBA announces the launch of WNBA LEAGUE PASS, the new full-season, live-game out-of-market subscription package that will provide fans with access to SINGLE GAME and TEAM PASS options for the first time. The new live game service, formerly called WNBA LiveAccess, will be available through WNBA.com and the WNBA App on iOS and Android devices. For the first time, WNBA LEAGUE PASS will be available on Apple TV (4th generation) and Chromecast through the WNBA App, providing users additional ways to watch WNBA games.



## WNBA FINALS ALL-TIME SERIES

YEAR	DATES	WINNER (COACH)	LOSER (COACH)	GAMES
1997	August 30	Houston (Van Chancellor)	New York (Nancy Darsch)	1-0
1998	Aug. 27-Sep. 1	Houston (Van Chancellor)	Phoenix (Cheryl Miller)	2-1
1999	Sep. 2-5	Houston (Van Chancellor)	New York (Richie Adubato)	2-1
2000	Aug. 24-26	Houston (Van Chancellor)	New York (Richie Adubato)	2-0
2001	Aug. 30-Sep. 1	Los Angeles (Michael Cooper)	Charlotte (Anne Donovan)	2-0
2002	Aug. 29-31	Los Angeles (Michael Cooper)	New York (Richie Adubato)	2-0
2003	Sept. 12-16	Detroit (Bill Laimbeer)	Los Angeles (Michael Cooper)	2-1
2004	Oct. 8-12	Seattle (Anne Donovan)	Connecticut (Mike Thibault)	2-1
2005	Sept. 14-20	Sacramento (John Whisenant)	Connecticut (Mike Thibault)	3-1
2006	Aug. 30-Sep. 9	Detroit (Bill Laimbeer)	Sacramento (John Whisenant)	3-2
2007	Sept. 5-16	Phoenix (Paul Westhead)	Detroit (Bill Laimbeer)	3-2
2008	Oct. 1-5	Detroit (Bill Laimbeer)	San Antonio (Dan Hughes)	3-0
2009	Sep. 29-Oct. 9	Phoenix (Corey Gaines)	Indiana (Lin Dunn)	3-2
2010	Sep. 12-16	Seattle (Brian Agler)	Atlanta (Marynell Meadors)	3-0
2011	Oct. 2-7	Minnesota (Cheryl Reeve)	Atlanta (Marynell Meadors)	3-0
2012	Oct. 14-21	Indiana (Lin Dunn)	Minnesota (Cheryl Reeve)	3-1
2013	Oct. 6-10	Minnesota (Cheryl Reeve)	Indiana (Fred Williams)	3-0
2014	Sept. 7-12	Phoenix (Sandy Brondello)	Chicago (Pokey Chatman)	3-0
2015	Oct. 4-14	Minnesota (Cheryl Reeve)	Indiana (Stephanie White)	3-2

## 2015 FINAL STANDINGS

WEST	W	L	PCT	GB	CONF.	HOME	ROAD	LAST 10	STREAK
Minnesota	22	12	0.647	0	16-6	13-4	9-8	4-6	L 1
Phoenix	20	14	0.588	2	15-7	13-4	7-10	5-5	L 1
Tulsa	18	16	0.529	4	11-11	12-5	6-11	8-2	W 1
Los Angeles	14	20	0.412	8	10-12	9-8	5-12	6-4	L 2
Seattle	10	24	0.294	12	8-14	8-9	2-15	4-6	L 1
San Antonio	8	26	0.235	14	6-16	7-10	1-16	1-9	W 1

EAST	W	L	PCT	GB	CONF.	HOME	ROAD	LAST 10	STREAK
New York	23	11	.676	-	13-9	12-5	11-6	6-4	L 2
Chicago	21	13	0.618	2	14-8	13-4	8-9	7-3	L 1
Indiana	20	14	0.588	3	13-9	11-6	9-8	5-5	W 2
Washington	18	16	0.529	5	10-12	11-6	7-10	3-7	L 1
Atlanta	15	19	0.441	8	10-12	9-8	6-11	6-4	W 1
Connecticut	15	19	0.441	8	6-16	8-9	7-10	3-7	W 1



## AWARD WINNERS

### All-WNBA First Team

Name	Position	Team	Points
Elena Delle Donne	Forward	Chicago	195
Maya Moore	Forward	Minnesota	188
Tina Charles	Center	New York	167
DeWanna Bonner	Guard	Phoenix	131
Angel McCoughtry	Forward	Atlanta	102

### All-WNBA Second Team

Name	Position	Team	Points
Candace Parker	Forward	Los Angeles	106
Tamika Catchings	Forward	Indiana	63
Brittney Griner	Center	Phoenix	147
Epiphanny Prince	Guard	New York	96
Courtney Vandersloot	Guard	Chicago	73

**WNBA Most Valuable Player:** Elena Delle Donne (Chicago Sky)

**Kim Perrot Sportsmanship Award:** Delisha Milton-Jones (Atlanta)

**WNBA Coach of the Year:** Bill Laimbeer (New York Liberty)

**WNBA Defensive Player of the Year:** Brittney Griner (Phoenix Mercury)

**WNBA Rookie of the Year:** Jewell Loyd (Seattle Storm)

**WNBA Most Improved Player:** Kelsey Bone (Connecticut Sun)

**WNBA Sixth Woman of the Year:** Allie Quigley (Chicago Sky)

### Peak Performers:

**Scoring:** Elena Delle Donne (Chicago)

**Rebounding:** Courtney Paris (Tulsa)

**Assists:** Courtney Vandersloot (Chicago)

### All-Defensive First Team

Name	Position	Team	Points
Brittney Griner	Center	Phoenix	55
Tamika Catchings	Forward	Indiana	51
Briann January	Guard	Indiana	42
Angel McCoughtry	Forward	Atlanta	39
Nneka Ogumike	Forward	Los Angeles	18

### All-Defensive Second Team

Name	Position	Team	Points
Kiah Stokes	Center	New York	36
Tanisha Wright	Guard	New York	25
DeWanna Bonner	Guard	Phoenix	24
Sancho Lyttle	Forward	Atlanta	17
Tina Charles	Forward	New York	14

### All-Rookie Team

Name	Position	Team	Votes
Jewell Loyd	Guard	Seattle	10
Kiah Stokes	Center	New York	9
Brittany Boyd	Guard	New York	8
Ramu Tokashiki	Forward	Seattle	6
Natalie Achonwa	Center	Indiana	5
Ana Dabovic	Guard	Los Angeles	5



## PLAYERS OF THE WEEK

### WEEK 1

**WEST:** DeWanna Bonner (Phoenix)  
**EAST:** Elena Delle Donne (Chicago)

### WEEK 2

**WEST:** Skylar Diggins (Tulsa)  
**EAST:** Elena Delle Donne (Chicago)

### WEEK 3

**WEST:** Lindsay Whalen (Minnesota)  
**EAST:** Elena Delle Donne (Chicago)

### WEEK 4

**WEST:** Nneka Ogumike (Los Angeles)  
**EAST:** Tamika Catchings (Indiana)

### WEEK 5

**WEST:** Maya Moore (Minnesota)  
**EAST:** Cappie Pondexter (Chicago)

### WEEK 6

**WEST:** Maya Moore (Minnesota)  
**EAST:** Tina Charles (New York)

### WEEK 7

**WEST:** Maya Moore (Minnesota)  
**EAST:** Tina Charles (New York)

### WEEK 8

**WEST:** Brittney Griner (Phoenix)  
**EAST:** Elena Delle Donne (Chicago)

### WEEK 9

**WEST:** Maya Moore (Minnesota)  
**EAST:** Epiphanny Prince (New York)

### WEEK 10

**WEST:** Candace Parker (Los Angeles)  
**EAST:** Elena Delle Donne (Chicago)

### WEEK 11

**WEST:** Odyssey Sims (Tulsa)  
**EAST:** Epiphanny Prince (New York)

### WEEK 12

**WEST:** Candace Parker (Los Angeles)  
**EAST:** Courtney Vandersloot (Chicago)

### WEEK 13

**WEST:** Monique Currie (Phoenix)  
**EAST:** Kelsey Bone (Connecticut)

## MONTHLY AWARDS

### JUNE

#### Players of the Month

**WEST:** Skylar Diggins (Tulsa)  
**EAST:** Elena Delle Donne (Chicago)  
**Rookie of the Month:** Natalie Achonwa (Indiana)

### JULY

#### Players of the Month

**WEST:** Maya Moore (Minnesota)  
**EAST:** Tina Charles (New York)  
**Rookie of the Month:** Jewell Loyd (Seattle)

### AUGUST

#### Players of the Month

**WEST:** Candace Parker (Los Angeles)  
**EAST:** Epiphanny Prince (New York)  
**Rookie of the Month:** Kiah Stokes (New York)

Through WNBA Cares, the WNBA is deeply committed to creating programs that improve the quality of life for all people with a special emphasis on programs that promote a healthy lifestyle and positive body image, increase breast and women's health awareness, support youth and family development, and focus on education.

**PHILANTHROPY:** Donated more than \$11.5 million to charity, with more than \$3.5 million raised in the fight against breast cancer

**SERVICE:** More than 565,000 hours of hands-on service

**LEGACY:** More than 45 places where kids and families can live, learn or play

**INSPIRATION:** 27 current and former WNBA coaches and players have traveled to 27 countries across five continents as sport ambassadors inspiring youth and promoting health and wellness through basketball.



## WNBA CARES WEEK

To promote the tip off of the season, the league and teams will partner with community and marketing partners to host community and fan engagement events that highlight our commitment to the community. WNBA Cares Week will take place from May 17 – 23.

## WNBA GREEN

The WNBA is committed to a long-term environmental plan through the implementation of sustainable business practices and procedures that decrease the league's carbon footprint and contribute to a clean, healthy environment. The WNBA Greening Initiative is an innovative program designed to reduce the environmental impact of the league's operations and events.



## BREAST HEALTH AWARENESS

The WNBA Breast Health Awareness program focuses on generating awareness and educating women about breast cancer in addition to raising funds for the initiative. This season WNBA Breast Health Awareness Week will take place from July 28 – August 3.



## WNBA FIT

The WNBA FIT platform is the league's comprehensive health and wellness program that encourages physical activity and healthy living for children and families through grassroots programs and events, and products related to health, fitness, nutrition and self-esteem. In cooperation with well-established health and wellness organizations, WNBA FIT informs, educates and engages children and families in healthy living practices.



## WNBA INSPIRING WOMEN

The Inspiring Woman platform celebrates women who demonstrate their ability to inspire others through their commitment, passion and dedication to work, family and community.



## WNBA CARES

### COMMUNITY ASSIST AWARD

The WNBA Cares Community Assist Award presented by State Farm recognizes a WNBA player for their outstanding efforts in the community and for ongoing philanthropic work during each month of the 2014 WNBA season.









## Storm Play-by-Play Announcer

### Dick Fain

Twitter: @DickFain

Dick Fain is entering his eighth year as the "Voice of the Storm". Dick worked alongside David Locke and Elise Woodward and was the sideline reporter as well as fill-in play-by-play and color analyst from 2002-2006 and was part of the broadcast team during the WNBA championship run in 2004 and 2010. Dick has spent 16 years at Sports Radio 950 KJR, where he has served as show host and Sports Director.

He also serves as a play-by-play voice for the Seattle University men's basketball team. Dick graduated from the University of Washington in 1996 with a degree in broadcast journalism after attending Mount Rainier High School in Des Moines where he continues to serve as a Varsity Boys' Basketball coach.

In addition, Dick went back to school to pursue his Master's in Sports Administration and Leadership at Seattle University, he graduated in 2011. Dick is a lifelong resident of the Seattle area; he and his wife Janna live in the Seattle suburb of Normandy Park.



## Storm Color Analyst

### Elise Woodward

Twitter: @EliseMWoodward

Elise Woodward returns to the Storm this season as a color analyst. She was raised in Eugene, Oregon, and played college basketball at the University of Washington.

Woodward began her career as a reporter for Fox Sports News, covering all Seattle area sports. Following that she worked as a sideline reporter for Sonics, and in the past has served as a color analyst for the Storm. She then began hosting a sports show, "Elise at Night," which became "Elise and Jerry."

Woodward has been a color analyst for UW Women's Basketball since, 2001. In addition, she has been a sideline reporter for University of Washington Football since 2003.



# SEATTLE PRINT

---

## Daily

**SEATTLE TIMES:**

1000 Denny Way  
 Seattle, WA 98109  
 206.624.7323  
 Editor: Don Shelton (don.shelton@seattle-times.com)  
 Asst. Editor: Paul Barrett  
 Beat Writer: Jayda Evans  
 Columnist: Larry Stone

**SEATTLE DAILY JOURNAL OF COMMERCE:**

Seattle Daily Journal of Commerce  
 83 Columbia Street  
 Seattle, WA 98104  
 ph. 206-622-8272  
 fax 206-622-8416  
 Managing Editor: Maude Scott  
 (maude.scott@djc.com)

**THE EVERETT HERALD:**

1800 41st Street, S-300  
 Everett, WA 98203  
 (425) 339-3000  
 Sports Editor: Kevin Brown (kbrown@herald-net.com)  
 Assistant Sports Editor: Tim Hintze (hintze@heraldnet.com)  
 Staff Writer: Aaron Lommers  
 Photographer: Jennifer Buchanan

**THE NEWS TRIBUNE:**

1950 South State Street  
 Tacoma, WA 98405  
 253-597-8742  
 Sports Team Leader: Darrin Beene  
 Columnist: Dave Boling  
 Columnist: John McGrath  
 Photo Editor: David Montesino

**ASSOCIATED PRESS:**

3131 Elliott Avenue # 750  
 Seattle, WA 98121  
 Editor: Tim Booth

## Weekly

**Seattle Weekly:**

307 Third Ave S, 2nd Floor,  
 Seattle, WA 98104  
 (206)623-0500  
 Managing Editor: Dan Person (dperson@seattleweekly.com)

**The Stranger:**

1535 11th Ave # 3  
 Seattle, WA 98122  
 (206) 323-7101  
 Editor: Christopher Frizelle  
 (editor@thestranger.com)

**Seattle Gay News:**

1605 12th Ave # 31  
 Seattle, WA 98122  
 (206) 324-4297  
 Editor: George Bakan (sgn2@sgn.org)



## ONLINE ONLY

---

**SEATTLE POST INTELLIGENCER:**

**THE SEATTLE LESBIAN:**

(206)714-2277  
 Editor in Chief: Sarah Toce  
 (sarah.toce@theseattlelesbian.com)

**SPORTS PRESS NORTHWEST:**

PO Box 61381, Seattle, WA 98141  
 Co-Founder: Art Thiel  
 (news@sportspressnw.com)

**THE EXAMINER:**

Seattle Staff Writer: Virginia Lopez  
 (wmnzsprtsnut@yahoo.com)

## SPORTS RADIO

---

**ESPN AM 710:**

1802 Eastlake Ave. E.  
 Seattle, WA 98102  
 (206)726-7000  
 Program Director: Brian Long (mhelgerson@bonneville.com)  
 Asst. Program Director: Owen Murphy  
 Producer: Jessamyn McIntyre  
 Producer: Colin Paisley  
 Talent: Kevin Calabro  
 Talent: Chris Cashman  
 Talent: Channon Drayer  
 Talent: Brock Huard  
 Talent: Matt Pitman  
 Talent: Mike Salk

**KJR AM 950**

351 Elliott Ave. W.  
 Ste. 400  
 Seattle, WA 98119  
 (206)494-2000  
 Program Director: Rich Moore (program-ming@KJRam.com)  
 Sports Director: Jason Puckett  
 Producer: Joshua Sabrowsky  
 Producer: Matt Gaschk  
 Talent: Ian Furness  
 Talent: Dave Grosby  
 Talent: Mitch Levy  
 Talent: Dave Mahler

**KFNQ AM 1090 (CBS, THE FAN):**

1000 Dexter Ave N  
 Suite 100  
 Seattle, WA 98109  
 (206)805-1225  
 Program Director: Carey Curelop  
 Business Development Manager: Holly Gram-bihler (holly.grambihler@cbsradio.com)  
 Storm Talent: Dick Fain  
 Storm Talent: Adia Barnes

**KIRO FM 97.3 (NEWS, SPORTS, CBS):**

1802 Eastlake Ave. E.  
 Seattle, WA 98102  
 (206)726-7000  
 Program Director: Pete Gammell (pgam-mell@bonneville.com)  
 Talent: Bill Swartz

**KOMO FM 1000:**

140 4th Ave. W., 4th Floor  
 Seattle, WA 98109  
 (206)404-5666  
 Sports Director: Tom Glasgow  
 Contact email, news director: (pduckworth@fisherradio.com)  
 Talent: Tom Hutlyer  
 Talent: Mark Aucutt  
 Editor: Jeremy Grater  
 Editor: Frank Lenzi



# TV

---

**NWCN 2 (LOCAL NEWS):**

333 Dexter Ave. North  
Seattle, WA 98109  
(206)448-3616  
Director/Talent: Paul Silvi  
Contact email: (newstips@nwcn.com)  
Producer/ Talent: Chris Egan

**KCPQ (CH. 13 FOX, Q13):**

1813 Westlake Avenue N.  
Seattle, WA 98109  
206-674-1313  
Producer/Talent: Aaron Levine  
Contact email: tips@q13fox.com

**KOMO (CH. 4 ABC):**

140 4th Ave. N.  
Seattle, WA 98109  
(206)404-4164  
Producer/Talent: Mike Ferreri  
Contact email: (programming@komotv4.com)

**KING (CH.5 NBC):**

333 Dexter Ave. N  
Seattle, WA 98109  
206-448-5555

**KIRO (CH 7. CBS):**

2807 3rd Avenue  
Seattle, WA 98121  
206-728-7777



watch me  
**WORK**



**SWEDISH**

Extraordinary care. Extraordinary caring.™