



STORM BASKETBALL

2015 SEATTLE MEDIA GUIDE

TABLE OF CONTENTS



| | | | |
|---|-----|---------------------------------------|-----|
| 2015 Key Dates, Key Arena & Ticket Info | 2 | Records (Continued) | |
| Media Guidelines | 3-5 | Franchise highs & lows | 77 |
| | | Margins of victory | 78 |
| | | All-time franchise records | 79 |
| Community Relations | 6 | All-time opponent franchise records | 84 |
| 2015 Schedule | 7 | All-time individual franchise records | 88 |
| Storm Cares & the Storm Foundation | 8 | All-time rookie records | 92 |
| Storm Dance Troupe & Doppler | | Attendance records & franchise firsts | 93 |
| | | All-time draft records | 94 |
| Personal | 10 | All-time transactions | 95 |
| 2015 Staff Directory | 11 | All-time roster | 101 |
| Ownership | 12 | | |
| Business Executives | 16 | History | |
| Basketball Operations | | 2000 season in review | 103 |
| | | 2001 season in review | 105 |
| Players | 24 | 2002 season in review | 107 |
| 2015 Storm Roster | 26 | 2003 season in review | 109 |
| Sue Bird | 31 | 2004 season in review | 111 |
| Abby Bishop | 32 | 2005 season in review | 113 |
| Alysha Clark | 34 | 2006 season in review | 115 |
| Quanita Hollingsworth | 36 | 2007 season in review | 117 |
| Crystal Langhorne | 40 | 2008 season in review | 119 |
| Renee Montgomery | 43 | 2009 season in review | 121 |
| Jenna O'Hea | 46 | 2010 season in review | 123 |
| Nneka Enemkpali | 47 | 2011 season in review | 125 |
| Jewell Loyd | 48 | 2012 season in review | 127 |
| Vicky McIntyre | 49 | 2013 season in review | 129 |
| Kaleena Mosqueda-Lewis | 51 | | |
| Jazmine Davis | 52 | Opponents | |
| Kristen Mann | 54 | Atlanta Dream | 132 |
| Meighan Simmons | 55 | Chicago Sky | 134 |
| Ramu Tokashiki | | Connecticut Sun | 136 |
| | | Indiana Fever | 138 |
| 2014 Season in Review | 57 | Los Angeles Sparks | 140 |
| Record & Streaks | 58 | Minnesota Lynx | 142 |
| Box score | 59 | New York Liberty | 144 |
| game-by-game results | 60 | Phoenix Mercury | 146 |
| game-by-game statistics | 62 | San Antonio Stars | 148 |
| statistics in wins and losses | 63 | Tulsa Shock | 150 |
| Highs & lows | 64 | Washington Mystics | 152 |
| Top single game performances | 65 | | |
| Miscellaneous statistics | | WNBA | |
| | | WNBA timeline | 155 |
| Records | 68 | WNBA history & recap | 165 |
| All-time yearly results | 69 | WNBA playoffs format | 170 |
| Head coach statistics | 70 | WNBA cares | 171 |
| All-time streaks | 71 | | |
| Opening night records | 72 | Media | |
| 10-point, 20-point, double-double records | 73 | Broadcast team | 173 |
| Games started, points scored streaks | 74 | Media Info. | 174 |
| 20-point, 10-rebound, all time records | 75 | | |
| Overtime and 100+ point records | 76 | | |
| Annual statistical leaders | | | |

CREDITS

EXECUTIVE EDITOR: KIMBERLY VEALE

ASSISTANT EDITORS: CHANTEL DIVILBISS, KIIA BRANTLEY, ZACK FARMER

PHOTOGRAPHY: NEIL ENNS, STORM PHOTOGRAPHY; TERENCE VACCARO, NBAE, GETTY IMAGES; JOSH HUSTON, NBAE, GETTY IMAGES

SPECIAL THANKS: CELINA MARTIN, ELIAS SPORTS BUREAU

© 2015 Seattle Storm

The 2015 Seattle Storm Media Guide was written and edited by the Storm Communications Department. All WNBA and team insignia depicted in this publication are the property of WNBA and the respective teams of the WNBA and may not be reproduced for commercial purposes without the prior written consent of WNBA Properties, Inc. Any commercial use of this information is prohibited without the prior written consent of the Seattle Storm.

STORM FRONT OFFICE ADDRESS

3421 Thorndyke Ave W • Seattle, WA 98119

Tel: 206.217.WNBA • Fax: 206.281.5817 • www.StormBasketball.com



2015 SEATTLE STORM ROSTER

| NO. | NAME | POS. | HT. | WT. | DOB | PREVIOUS | YEARS |
|-----|------------------------|------|------|-----|----------|------------------|-------|
| 10 | Sue Bird | G | 5-10 | 150 | 10/16/80 | UConn | 13 |
| 5 | Abby Bishop | F | 6-3 | 180 | 11/29/88 | Australia | 1 |
| 32 | Alysha Clark | G | 5-11 | 167 | 7/7/87 | MTSU | 3 |
| 30 | Jazmine Davis | G | 5-7 | 152 | 12/15/93 | Washington | R |
| 13 | Quanitra Hollingsworth | C | 6-5 | 200 | 11/15/88 | VCU | 4 |
| 1 | Crystal Langhorne | F | 6-2 | 185 | 10/27/86 | Maryland | 7 |
| 24 | Jewell Loyd | G | 5-10 | 148 | 10/5/93 | Notre Dame | R |
| 44 | Kristen Mann | F | 6-1 | 180 | 8/10/83 | UC Santa Barbara | 6 |
| 34 | Vicky McIntyre | C | 6-7 | 194 | 3/2/92 | Oral Roberts | R |
| 21 | Renee Montgomery | G | 5-7 | 143 | 12/2/86 | UConn | 6 |
| 23 | Kaleena Mosqueda-Lewis | G | 5-11 | 180 | 11/3/93 | Connecticut | R |
| 4 | Jenna O'Hea | F | 6-1 | 174 | 6/6/87 | Australia | 4 |
| 3 | Meighan Simmons | G | 5-9 | 140 | 1/25/92 | Tennessee | 1 |
| 7 | Ramu Tokashiki | F | 6-3 | 176 | 6/11/91 | Japan | R |

SEATTLE STORM QUICK FACTS

Main Phone Number206-217-WNBA
 Ticket Office Number206-556-7700
 Fax Number206-281-5817
 Website..... StormBasketball.com
 2014 Record..... 12-22 (.352)
 All-Time WNBA Record 250-220 (.531)
 Arena.....KeyArena
 Capacity9,686 (lower bowl only)
 Conference Western
 Visiting Team Hotel..... Sheraton, Downtown Seattle
 Phone206-464-1980
 Ticket Prices* \$59, \$49, \$34, \$28, \$19
 Local Television..... KONG 6/16, Live Well Seattle

2015 KEY DATES

April 16 - 2015 WNBA Draft
 May 17 – Training Camp Begins
 June 4 - Final Roster Cut-Down
 June 5 – Regular Season Games Begin
 June 5-7 – WNBA TIPOFF Presented by Boost Mobile
 July 25 – Boost Mobile WNBA All-Star Game 2015
 Sept. 13 – Last Possible Date for Regular Season Games
 Sept. 17 – Playoffs Begin
 Oct. 7-15 – WNBA Finals

KEYARENA & TICKET INFO



| | |
|-------------------------|---|
| KeyArena | Owned and operated by the City of Seattle |
| KeyArena Ownership | Owned and operated by the City of Seattle |
| Opened | Construction began on June 16, 1994. Doors opened on Oct. 26, 1995. |
| First Storm Game | June 1, 2000 vs. the Houston Comets |
| Cost | City of Seattle: \$74.5 million, Land and Infrastructure: \$15 to \$25 million KeyArena is the first publicly financed arena supported by earned income from the building 9,686 |
| Storm Capacity | 9,686 |
| Location | Sits on the campus of Seattle Center, a 74-acre entertainment complex located on the north side of downtown Seattle. |
| Dimensions | Square feet: 129,000. Length: 360' x 360'. Height: 135' |
| Address | KeyArena 305 Harrison Street Seattle, WA 98109 |
| Phone Number | 206-684-7200 |
| Royal Brougham Pavilion | The 2015 WNBA season marks the sixth year for the Seattle Storm in its practice facility, Royal Brougham Pavilion at Seattle Pacific University (SPU). |

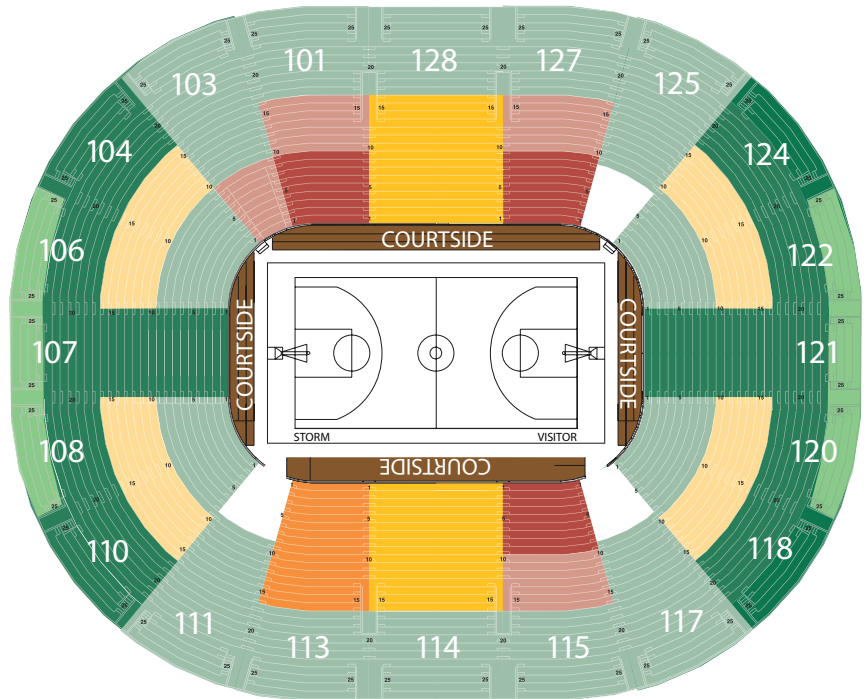
On Dec. 7, 2009, the Storm announced it had signed an agreement to use the facility for five years. As part of the agreement, a new professional-length court was put in place in the lower level of the pavilion. The Storm is the primary user of the new court during the WNBA season. In the offseason, the court is used by SPU.

Prior to the 2010 season, the Storm had used the Furtado Center as its practice facility for 10 years. The Center was purchased by the Bill and Melinda Gates Foundation and is now used for the foundation's headquarters. Prior to the 2015 season the Seattle Storm signed a five year extension to use Seattle Pacific as a practice facility through the 2019 season.

Membership Pricing

| | FULL PRICE | FOUR PAYMENTS | 10 PAYMENTS |
|---|------------|---------------|-------------|
|  | \$179 | \$44.75 | \$17.90 |
|  | \$288 | \$72.00 | \$28.80 |
|  | \$359 | \$89.75 | \$35.90 |
|  | \$499 | \$124.75 | \$49.90 |
|  | \$576 | \$144.00 | \$57.60 |
|  | \$648 | \$162.00 | \$64.80 |
|  | \$719 | \$179.75 | \$71.90 |
|  | \$828 | \$207 | \$82.80 |

Lower Bowl Membership Map





CREDENTIALS

Credentials must be visible at all times. All media with access to restricted areas will be required to produce photo ID and all bags with equipment are subject to inspection.

Seating at KeyArena's press table is restricted to accredited working media representatives. Non-working media will be seated in reserved seat areas when seats are available.

Single-game credentials must be requested no later than noon the day before the game and by Friday at noon for Sunday games. You may request credentials by writing on your company's letterhead and scanning or mailing it to the Seattle Storm Public Relations Department. Credentials are good for admittance to KeyArena through the credential entrance only, home and visiting locker rooms and the KeyArena Media Room.

Pre-arranged credentials may be picked up before the game at the media entrance. The media entrance opens two hours prior to tipoff.

MEDIA MEMBERS HOLDING SEATTLE STORM SEASON CREDENTIALS MUST NOTIFY THE STORM'S PUBLIC RELATIONS DEPARTMENT IF PLANNING TO COVER A GAME IN ORDER TO RESERVE SEATING.

AUTOGRAPHS

Seeking autographs or souvenir items from players or coaches is STRICTLY PROHIBITED and subject to forfeiture of credential.

MEDIA ENTRANCE

The media entrance is located at the bottom of the ramp in the South Parking Lot of KeyArena. Only media members who hold Seattle Storm or WNBA media credentials will be admitted through this entrance.

SEATTLE STORM MEDIA ROOM

The Seattle Storm Media Room is located on the lower west concourse outside Aisle 15 of KeyArena. The Storm Public Relations Department must limit media room usage to members of the media only when valid Storm or WNBA media credentials are presented. It is impossible to accommodate family members, friends, guests or others.

THE PROFESSIONAL INTENT OF THE ROOM IS TO PROVIDE A MEETING AND WORK PLACE FOR THE MEDIA AND GAME PERSONNEL. ANY ABUSE OF THE MEDIA ROOM AND/OR MEDIA PRIVILEGES WILL CAUSE FORFEITURE OF CREDENTIALS.

WIRELESS INTERNET

Wireless internet is available in the media room and the lower bowl. Hardlines are also provided and are encouraged when working in the lower bowl. Please contact a member of the Storm Public Relations Department to gain access.

PRESS ROW

Your cooperation is asked in maintaining a working atmosphere at press row. No cheering or personal photos will be tolerated and may result in forfeiture of credential.



LOCKER ROOMS

Both the Storm and the visitors' locker rooms will be open to the media for 30 minutes, beginning 90 minutes before tipoff and ending 60 minutes before tipoff.

Both locker rooms will be open for 30 minutes following the game. Cell phone usage by credentialed media is prohibited inside locker rooms.

PHOTOGRAPHY GUIDELINES

Only those photographers on assignment will be allowed space on the floor and photo credentials must be visible at all times.

Photographers are allowed only within the designated photographers' area at each end of the court.

All photographers and camera operators must stay at least four feet behind the baseline at all times. Photographers must remain seated and stationary at all times, except during quarter breaks and halftime.

Photographers are not allowed on the court at any time during the game.

No food or drink is allowed on the playing floor.

Photographers cannot photograph from vomitories or the escape lanes on either side of both baskets.

When placing tape on the court, photographers must receive authorization from a member of the Storm Public Relations Department.

PHOTOGRAPHY IN THE LOCKER ROOM

No still photography is permitted in either team's locker room at any time.

TV CREWS

Credential requests must be received by noon the day of the game. News crews are restricted to crowd interviews on KeyArena's main concourse only. Interviews are not allowed in the vomitories on any level of KeyArena.

News crews are not allowed on the Suite Level of KeyArena unless accompanied by a member of the Storm Public Relations Department. In order to enter a Suite, each news crew must have permission from the individual Suite holder to enter their respective Suite. Once permission is granted, the news crews must inform a member of the Storm Public Relations Department.

During game action, news crews must shoot crowd reaction from designated areas. Check with the Storm Public Relations Department for locations. No interviews will be allowed within the seating bowl once game action begins.

INTERNATIONAL MEDIA

All international media (affiliations distributed outside of the U.S.) requests are handled by the NBA International PR Department. Any international media member interested in covering a Seattle Storm regular season game must first submit a request in writing to the WNBA/NBA. Please do not contact the Storm individually.

All credential requests must be received at least three business days prior to the first games requested.

Photo identification will be required when picking up confirmed credentials at the Storm Media Entrance.

Requests may be FAXED to the attention of:

NBA International

FAX: (212) 407-8044

Additional information on international media policies may be obtained by contacting the NBA International PR Department at (212) 407-8000.

2015 SEATTLE STORM SCHEDULE



| <u>DATE</u> | <u>OPPONENT</u> | <u>TIME</u> | <u>TV</u> |
|------------------|-----------------|-------------|------------------|
| MAY | | | |
| *Tuesday, 26 | PHOENIX | 11 a.m. | |
| *Thursday, 28 | at Phoenix | | |
| JUNE | | | |
| Saturday, 6 | LOS ANGELES | 6:00 p.m. | KONG/NBA TV |
| Tuesday, 9 | at Tulsa | 5:00 p.m. | |
| Thursday, 11 | at Minnesota | 5:00 p.m. | |
| Sunday, 14 | at Los Angeles | 2:00 p.m. | |
| Tuesday, 16 | CONNECTICUT | 7:00 p.m. | Storm TV |
| Sunday, 21 | PHOENIX | 6:00 p.m. | KONG/NBA TV |
| Thursday, 25 | MINNESOTA | 7:00 p.m. | Storm TV |
| Saturday, 27 | at San Antonio | 5:00 p.m. | |
| Sunday, 28 | at Tulsa | 4:00 p.m. | |
| Tuesday, 30 | TULSA | 7:00 p.m. | Storm TV |
| JULY | | | |
| Friday, 3 | at Minnesota | 5:00 p.m. | |
| Sunday, 5 | at Atlanta | 12:00 p.m. | |
| Wednesday, 8 | at Indiana | 9:00 a.m. | |
| Friday, 10 | PHOENIX | 7:00 p.m. | Storm TV |
| Sunday, 12 | at Phoenix | 3:00 p.m. | |
| Wednesday, 15 | LOS ANGELES | 12:00 p.m. | Storm TV |
| Saturday, 18 | ATLANTA | 6:00 p.m. | KONG |
| Tuesday, 21 | NEW YORK | 7:00 p.m. | Storm TV |
| Wednesday, 29 | at Washington | 8:30 a.m. | |
| Friday, 31 | at Connecticut | 4:00 p.m. | |
| AUGUST | | | |
| Sunday, 2 | at New York | 12:00 p.m. | |
| Saturday, 8 | at San Antonio | 5:00 p.m. | NBA TV |
| Tuesday, 11 | at Los Angeles | 7:30 p.m. | NBA TV |
| Wednesday, 12 | at Phoenix | 7:00 p.m. | NBA TV |
| Friday, 14 | CHICAGO | 7:00 p.m. | Storm TV |
| Sunday, 16 | SAN ANTONIO | 6:00 p.m. | KONG/NBA TV |
| Friday, 21 | INDIANA | 7:00 p.m. | Storm TV |
| Friday, 28 | SAN ANTONIO | 7:00 p.m. | Storm TV/ NBA TV |
| Sunday, 30 | WASHINGTON | 6:00 p.m. | KONG/NBA TV |
| SEPTEMBER | | | |
| Thursday, 3 | TULSA | 7:00 p.m. | Storm TV |
| Sunday, 6 | at Chicago | 3:00 p.m. | |
| Tuesday, 8 | at Minnesota | 5:00 p.m. | |
| Friday, 11 | MINNESOTA | 7:00 p.m. | Storm TV |
| Sunday, 13 | SAN ANTONIO | 6:00 p.m. | KONG/NBA TV |

*Preseason game

All Times Pacific.

All Non-ESPN Games Streamed Live on WNBA Live Access.



The Seattle Storm has always had a strong commitment to the community. As a 501c(3) organization, the Seattle Storm Foundation builds on the Storm's culture of giving and supporting the community. The Foundation's mission is to team up with youth serving organizations and the community to equip young people with the skills, desire and confidence to pursue their full potential. The Storm Foundation's strength is its ability to leverage the Seattle Storm brand, network and expertise to drive significant impact for its partnering organizations and the community.



The Seattle Storm has launched 'Storm Cares' – a year-round community platform that is an overarching platform for all Storm engagement in the Puget Sound community. The scope of Storm Cares will continue to have a special emphasis on youth, health and wellness and female empowerment.

Storm Cares is comprised of six platforms; all of which are supported by work in the community and have unique in-game payoffs throughout the Storm season. Pride, the Storm's support of the LGBT community, places an emphasis on inclusion and diversity. Through the Storm's Go Green presented by Carter Subaru initiative, the organization is committed to joining the region's citizens and businesses to reduce their collective environmental footprint. Hoops for Heroes provides an avenue to honor and thank military service members and first responders, and their families, for the commitment and sacrifices they make in order to keep the community safe. The Breast Health Awareness game celebrates, honors and recognizes those who are affected by breast cancer. As part of the Storm's health and wellness initiative, the organization holds both week-long summer camps and single-day clinics for the Seattle youth basketball community. Youth Fitness Night, also presented by Group Health, will celebrate the importance of youth being active, and will also highlight sportsmanship award winners from clinics earlier in the summer.





ADMINISTRATION

| | |
|--|------------------|
| President & General Manager..... | Alisha Valavanis |
| Sr. Vice President, Business Development..... | Shannon Burley |
| Vice President, Human Resources & Finance..... | Tricia McLean |
| Vice President, Partnerships..... | Nate Silverman |
| Vice President, Ticket Sales & Service..... | Kyle Waters |
| Executive Assistant & Office Manager..... | Erin McCaslin |

BASKETBALL OPERATIONS

| | |
|--------------------------------------|-----------------|
| Head Coach | Jenny Boucek |
| Associate Head Coach | Rob Fodor |
| Assistant Coach | Ryan Webb |
| Assistant Coach | Julie Rousseau |
| Assistant Coach | Emre Vatansever |
| Team Physician | Dr. Jordan Chun |
| Sports Performance Coach | Susan Borchardt |
| Athletic Trainer | Tom Spencer |
| Manager, Basketball Operations | Preston Fawcett |
| Manager, Video & Equipment | Leah Drury |

BROADCASTING

| | |
|---|---------------|
| Television Play by Play Announcer | Dick Fain |
| Television Color Analyst | Adia Barnes |
| Producer | Jason Abram |
| Digital Producer | Paul Thompson |
| Audio Engineer | Garry Greth |
| Replay Operator | Barth Strayer |

FINANCE

| | |
|---|-------------|
| Associate, Accounting & Human Resources | Meg Lobasso |
|---|-------------|

GAME OPERATIONS

| | |
|----------------------|---------------------|
| Game Ops..... | 3 Point Productions |
| Public Address | Matt Pittman |
| On-Court Emcee | Shellie Hart |

MARKETING & BUSINESS OPERATIONS

| | |
|--|----------------|
| Director, Research and Direct Marketing..... | Kris Kolehmain |
| Senior Manager, Marketing..... | Kenny Dow |
| Senior Manager, External Relations..... | Navreet Gill |
| Coordinator, Marketing & Merchandise | Alycia Chabot |
| Manager, Team Shop | Sierra Keeler |
| Coordinator, Graphic Design..... | Celina Martin |
| Team Photographer..... | Neil Enns |

PARTNERSHIPS

| | |
|--------------------------------------|-----------------|
| Director, Business Development | Amy Burdick |
| Manager, Partnerships..... | Jessica Swenson |

PUBLIC RELATIONS & COMMUNICATIONS

| | |
|---|-----------------|
| Manager, Public Relations..... | Kimberly Veale |
| Coordinator, Web Development..... | Jared Shurtliff |
| Assistant, Digital Communications | Zack Farmer |

TICKET SALES & SERVICE

| | |
|---|--------------------|
| Manager, Season Ticket Sales..... | Meridian Mayer |
| Sr. Account Executive, Membership Services..... | Rebekah Hull |
| Account Executive, Membership Services..... | Kirk Bighaus |
| Account Executive, Membership Services..... | Mitch Iverson |
| Account Executive, Membership Services..... | Jaron Iwakami |
| Account Executive, Group Sales..... | Jordan Carter |
| Account Executive, Group Sales..... | Lorraine Chan |
| Coordinator, Ticket Operations..... | Daniel Cox |
| Coordinator, Membership Services..... | Shervin Yazdidoost |
| Associate, Membership Services..... | Robert Gage |
| Associate, Membership Services..... | Owen Momsen |
| Associate, Membership Services..... | Joseph Wright |

SEATTLE STORM OWNERSHIP: FORCE 10 HOOPS LLC



The Seattle Storm's ownership group, Force 10 Hoops LLC, is comprised of three Seattle businesswomen and civic leaders, all season ticket holders, who stepped forward to purchase the Storm in January 2008 so that the team would remain in Seattle. Their actions were driven by their shared commitment to the importance of giving back to the community and to the philosophy that women and girls should have the chance to compete at every level.

The group's announcement of intent to purchase the Storm was made on Jan. 8, 2008, and the purchase was approved by the WNBA Board of Governors on Feb. 28, making the Storm one of six independently owned franchises in the WNBA. Force 10 derives its name from the point on the Beaufort wind scale at which bad weather officially becomes a storm.

Dawn Trudeau



As the chairperson for Force 10 Hoops and the president of the Seattle Storm Foundation, Dawn Trudeau is committed to giving back to her local community in order to assure that women and girls have the opportunity to compete at any level, whether in the classroom, in business, education or athletics.

Trudeau has spent more than 20 years in the software industry, including 14 years at Microsoft, where she led divisions in Database and Development tools as well as Consumer Products. In the next 15 years, she has helped emerging non-profits to develop the capacity to deliver their programs with maximum effectiveness.

Trudeau is a devoted member of numerous boards, including:

- Board of the Economic Opportunity Institute
- University of Washington Women's Center Advisory Board
- Board of Social Venture Partners International
- Microsoft Alumni Foundation Board

Trudeau focuses her energy on early learning and socio-economic justice programs that help provide equal opportunity for all people to develop economic security and personal success.

Lisa Brummel

As the former senior vice president for Human Resources at Microsoft and a member of Microsoft's senior management team, Lisa Brummel managed her time between the Storm, business and various charitable ventures. For 10 years, she served as corporate vice president of Microsoft's Home & Retail Division. As head of this billion-dollar division, she was responsible for overseeing worldwide development and business strategy for Microsoft's line of consumer hardware and software.

During her athletic career at Yale University, Brummel was named to the Ivy League Women's Hall of Fame for Softball, received MVP honors on the All-Ivy teams for both basketball and softball, and held numerous university records. She was drafted to the Dallas Diamonds in the fourth round of the 1981 Women's Professional Basketball League (WBL) draft. Brummel is an active philanthropist for organizations associated with Hopelink community services, the University of Washington Medical Center and Yale University.



Ginny Gilder



An experienced entrepreneur, Ginny Gilder has started several business and non-profit ventures, including Gilder Office for Growth, LLC, her family's investment office, which she heads as the CEO. She is also president of one of her family's philanthropic entities, which invests in projects throughout the world that seek to level the economic playing field and promote social justice. She established Washington Works, a local nonprofit dedicated to assisting welfare recipients obtain and retain livable-wage employment and served as the organization's first Executive Director. Gilder also has served on various non-profit boards, both locally and nationally, all focused on education or athletics.

Gilder earned four varsity letters as a rower at Yale University and was an All-Ivy Champion twice. During her freshman year, she helped usher in the post-Title IX era at Yale by participating in the now-famous Women's Crew Strip to protest the lack of equal facilities. Gilder represented the United States on four national rowing teams, including two Olympic teams. She was named to the U.S. team that boycotted the 1980 Moscow Olympic Games and in 1984 won a silver medal four years later at the Los Angeles Olympic Games. Gilder has since helped launch community rowing programs in Boston, Mass. and Derby, Conn. She received an NCAA Silver Anniversary Award for community service in 2004.

Ginny recently published a book, *Course Correction*, which recounts the physical and psychological barriers she overcame as she transformed into an elite athlete who reached the highest echelon of her sport.



ALISHA VALAVANIS PRESIDENT & GENERAL MANAGER

Alisha Valavanis was promoted to president & general manager on Jan. 5, 2015. In this role, Valavanis oversees all business-related and basketball operations.

Valavanis comes to the Storm with a strong involvement in women's basketball, both as a former player and coach, uniquely blending with her experience in athletics business operations.

Valavanis, 38, joined the Storm from the University of California, Berkeley, where she was an Assistant Athletics Director of Development. With Cal, she oversaw annual giving, alumni relations and development operations. Valavanis was responsible for Cal's annual fundraising efforts, she oversaw the ticket-based donation program, established new courtside scholarship programs for both men's and women's basketball and drove comprehensive alumni engagement strategies.

Prior to her time at Cal, Valavanis spent one season, 2010-11, in group sales at the Golden State Warriors.

Valavanis' impressive coaching resume spans over two decades. She got her start in 2002 as the women's basketball head assistant coach at California State University, Chico. In her four years as an assistant coach, the program made four straight NCAA Tournament appearances, highlighted with a 2006 Final Four appearance. She then moved on to the University of the Pacific in 2006, joining the women's basketball program as an assistant coach. She was elevated to associate head coach prior to the 2008 season. Valavanis ran the defensive system, guard development, and led program marketing strategies and community relations.

A native of Valparaiso, Ind., Valavanis graduated from California State University, Chico, in 2000 with a B.A. in communications, focusing on public relations. She then earned her M.A. in physical education with an emphasis on athletic administration in 2004.

Lettering in women's basketball at Chico from 1995-99, Valavanis graduated as Chico's all-time three-point leading scorer. A two-year captain from 1997-99, Valavanis ended her playing career in 1999 with numerous conference and NCAA recognitions. Valavanis has a twin sister, Alexa, who played alongside Valavanis at Chico State. Both were recognized with the award of Outstanding Contributions to the University in 2001.





SHANNON BURLEY SR. VICE PRESIDENT, BUSINESS DEVELOPMENT

For over 18 years, Shannon Burley has been involved in sports marketing. As the Vice President of Marketing with the Seattle Storm, Burley is responsible for overseeing all brand communication, social responsibility, database marketing, digital and social media, public relations and ticket sales.

Burley was the driving force behind a contract negotiation with BELO Corporation in May of 2013, resulting in the broadcast of every Storm home game on local television, making significant strides for the Storm and the WNBA.

Prior to joining the Storm, Burley was the Director of Marketing and Advertising at Joe's Sports and Outdoor. A member of the Joe's corporate team from 2002 to 2009, Burley oversaw the company's marketing and advertising efforts in addition to regionally growing the Joe's business through sports and community relations.

Burley speaks annually to the Seattle University Masters of Sports Administration and Leadership Program, is a board member of Central Washington University's Center for Sports Business and sits on the Seattle Sports Commission's Sports Star of the Year Awards' committee.

A collegiate soccer player, Burley graduated from Portland State in 2000 with a Bachelors of Science in communications studies. She went on to become the Assistant Athletic Director of Marketing, creating programs to enhance PSU's students-athletes' collegiate experience off the field by integrating them in to the community.

TRICIA MCLEAN VICE PRESIDENT, FINANCE & HR

Tricia McLean is currently the VP of Finance & Human Resources for the Seattle Storm. Beginning with the Storm in 2008, her responsibilities include preparing financial reports for internal, state, federal and WNBA entities, overseeing payroll, forecasting and cash flow management, budget supervision and implementation, supervising accounting staff and creating and managing policies and procedures.

During her tenure with the Storm, she has facilitated the team transition to an independent franchise and assisted in their viability as a sustainable and profitable company.

Tricia is a Seattle native and holds a Bachelor of Science in Finance & Accounting. She has over 20 years of management level accounting and finance experience. Prior to working with the Storm, Tricia worked for the Sonics organization.

Hobbies include volunteering at Holy Rosary School where her children attended, and where she served in many capacities, including President of School Commission.





NATE SILVERMAN VICE PRESIDENT, PARTNERSHIPS

Nate Silverman returned to the Storm in June 2014 as the Vice President of Partnerships.

During a seven-year hiatus from the NBA and WNBA, Silverman spent time at the Seattle Sports Commission, Sync Sports & Entertainment and most recently, Learfield Sports. With Learfield Sports, Silverman developed and sold multi-media assets as well as managed corporate partnerships on behalf of both San Diego State Athletics and more recently, the Mountain West Conference.

Prior to joining Learfield Sports, Silverman co-founded Sync Sports & Entertainment in 2008, a company that helped brands connect with consumer markets through sponsorships within sports and entertainment. Silverman spent most of 2007 and part of 2008 at the Seattle Sports Commission as a marketing and business development manager. His duties included overseeing all aspects internal and external event marketing as well as membership and sponsorship development.

Getting his start with the Seattle SuperSonics & Storm organization in 2004 as an inside sales associate, Silverman ended his first season as the No. 1 sales associate in 2004. He was then elevated in late 2004 to account executive, where he focused on Sonics premium seating, and became the No. 1 revenue-generating account executive in the organization.

Silverman graduated summa cum laude from Washington State University with a B.A. in sport management in 2003. He resides in Belltown and in his spare time, enjoys traveling, scuba diving and is an avid fan of UCONN, San Diego State and all Seattle sports teams (RIP Sonics).



KYLE WATERS VICE PRESIDENT, TICKET SALES & SERVICE

Kyle Waters rejoined the Seattle Storm in January of 2014 as the vice president of ticket sales and service. Waters returns to the Storm after a previous seven-year stint, starting in June 2005 as a part-time sales associate and ending in February 2012 as the director of ticket sales & service.

Waters currently oversees all ticketing aspects of the Storm, including Season Ticket Holder benefits and retention, ticket sales promotions, group sales and ticket holder customer service.

Waters has an extensive background in tickets sales. Most recently, Waters was the general manager of ticket sales and service for Collegiate Consulting in the Purdue University Athletics Department. With Waters at the helm of the sales team in West Lafayette, Ind., the Purdue Football season ticket sales

reached their highest mark since 2007, men's basketball attendance ranked in the top 25 nationally and women's basketball attendance ranked in the top 10 nationally and No. 1 in the Big Ten Conference. Waters' team also set new season ticket records in volleyball and baseball.

Throughout his first stint with the Storm from 2005-12, Waters was consistently among the top sellers in the WNBA and was managing the sales team when they achieved the Storm's largest revenue mark since becoming an independent team in 2008.

A native of Pleasanton, Calif., Waters earned a B.S. in sports business with an economics minor, graduating with honors from the University of Oregon in 2005.



adidas



SEATTLE

32



JENNY BOUCEK HEAD COACH

On January 20, 2015, Jenny Boucek was announced as the head coach of the Seattle Storm, the fourth head coach in the history of the franchise.

"Jenny has a tremendous energy, tenacity and passion for this franchise," said Storm President & General Manager, Alisha Valavanis. "Her work ethic, basketball IQ and innovative approach are the right combination as we look to reshape our team. Jenny, myself and Force 10 Hoops are aligned in our vision and strategy to return the Storm to an elite team in the WNBA and look forward to getting started."

Boucek spent four seasons with the Storm under the leadership of Agler, rejoining the defending WNBA champions in 2010 as the Director of Player Development and Scouting. She was promoted to associate head coach prior to the start of the 2014 season.

"It's an honor to be part of a world-class sports franchise," said Boucek. "Seattle has a great championship legacy and I am excited to team up with Alisha and our ownership group as we enter the next era of Storm Basketball."

Boucek has been involved in the WNBA since it's inaugural season, suiting up for the Cleveland Rockers in 1997. Following a career-ending injury in 1998, she began her WNBA coaching career as an assistant with the Washington Mystics in 1999. She then spent three seasons, 2000-02, in the same capacity with the Miami Sol. Boucek enjoyed her first stint in Seattle on Anne Donovan's staff from 2003-05, a span which included the franchise's first WNBA Championship in 2004. Her first stop as a WNBA head coach came in Sacramento, leading the now-defunct Sacramento Monarchs to a 40-41 clip over two-plus seasons, spanning 2007-09.

Notably respected as one of the top coaches in the league, Boucek has spent much of her career as a student of the game. She served as an advanced scout with the Seattle SuperSonics, and more recently, had full access to Dallas Mavericks Head Coach Rick Carlisle's training camp in September and October of 2014. She was involved in all coaches meetings, film and practice sessions and player meetings.

"Jenny was part of my training camp staff this past fall with the Dallas Mavericks," said Carlisle. "Along with being a great communicator, I consider her one of the brightest and most innovative minds we have in our game today. Seattle scored a major victory with this hire."

Boucek also played in Iceland in 1998 and was voted the country's best player after averaging 23 points, seven rebounds and six assists. She returned to Cleveland for the 1998 season but was forced to retire due to a career-ending back injury.

A four-year starter at the University of Virginia (1992-96), Boucek helped lead the Cavaliers to four regular-season ACC Championships and three NCAA Elite Eight appearances. She was a two-time GTE Academic All-American team member and two-time ACC selection. Boucek twice earned team Defensive Player of the Year honors and finished her career at Virginia as a member of the 1,000-point club. She also competed in the U.S. Olympic Festival in 1993.





JENNY BOUCEK BY THE NUMBERS

WNBA Head Coaching Record

| Season | Team | Record | Pct. | Playoffs | Pct. |
|--------------------|------|--------------|-------------|------------|-------------|
| 2007 | SAC | 19-15 | .559 | 1-2 | .333 |
| 2008 | SAC | 18-16 | .529 | 1-2 | .333 |
| 2009 | SAC | 3-10 | .230 | DNQ | --- |
| WNBA TOTALS | | 40-41 | .493 | 2-6 | .333 |

WNBA Assistant Coaching Record

| Season | Team | Record | Pct. | Playoffs | Pct. |
|--------------------|------|----------------|-------------|--------------|-------------|
| 1999 | WAS | 12-20 | .375 | DNQ | --- |
| 2000 | MIA | 13-19 | .406 | DNQ | --- |
| 2001 | MIA | 20-12 | .625 | 1-2 | .333 |
| 2002 | MIA | 15-17 | .469 | DNQ | --- |
| 2003 | SEA | 18-16 | .529 | DNQ | --- |
| 2004 | SEA | 18-16 | .529 | 6-2 * | .750 |
| 2005 | SEA | 20-14 | .588 | 1-2 | .333 |
| 2007 | SAC | 19-15 | .559 | 2-1 | .666 |
| 2008 | SAC | 18-16 | .529 | 2-1 | .666 |
| 2009 | SAC | 3-10 | .231 | DNQ | --- |
| 2010 | SEA | 28-6 | .824 | 7-0 * | 1.000 |
| 2011 | SEA | 21-13 | .636 | 1-2 | .333 |
| 2012 | SEA | 16-18 | .471 | 1-2 | .333 |
| 2013 | SEA | 17-17 | .500 | 0-2 | .000 |
| 2014 | SEA | 12-22 | .353 | DNQ | --- |
| WNBA TOTALS | | 210-190 | .525 | 17-12 | .586 |





ROB FODOR ASSISTANT COACH

Rob Fodor was named assistant coach with Seattle on March 10, 2015. The 2015 season marks his first campaign with the Storm.

With over 25 years of player development and coaching experience, Fodor has spent the majority of his basketball career dedicated to all aspects of player development. He spent the last 12 years acting as a player development consultant for head coach Erik Spoelstra, where he equipped his staff with a new player development system that his team currently uses. In the past year, Fodor was appointed shooting director of the Erik Spoelstra Basketball Academy.

"Rob has been a confidant and unofficial consultant of mine for many years," said Spoelstra. "He has a unique and innovative approach to teaching the game and his basketball IQ is right up there with anyone in this profession. Rob has a special gift with player development and his attention to detail makes him a unique talent."

Fodor's player development resume boasts numerous individual NBA greats, including Tim Hardaway, Glen Rice, Alonzo Mourning, Raja Bell and Darius Miles. He also conducted player development consulting with the coaching staffs at the University of Virginia, University of Portland and Utah State.

"It is a privilege to be part of the Storm family," said Fodor. "I am excited to work with Jenny Boucek and dedicated to bringing enthusiasm and a unique perspective to help return the Storm to championship caliber play."

A four-year starter at Hillsdale College in Michigan, Fodor inked professional contracts in France, Germany and South America following his collegiate career.





RYAN WEBB ASSISTANT COACH

Ryan Webb enters his first season as an assistant coach, spending the 2014 campaign as the player development coach and head practice player.

"As a player, my dream was to play professionally, and when that dream came to an end, I moved into coaching and this opportunity is that next dream job of mine," said Webb. "I'm looking forward to bringing energy, creativity and passion to the team as we continue to rebuild this franchise."

Webb, 30, is coming off a 2014 Storm season where he served as the team's player development coach. His responsibilities included pre-practice and off-day one on one workouts, coordination with the strength and conditioning coach on implementation of creative drills and providing assistance with scouting reports. From 2003-13, Webb was a constant at Storm practices, working his way up as a veteran practice player. He was in charge of ensuring the male practice player team was prepared to run scout offenses and defenses. He was named a coaching intern during the 2012 season, working with former Storm head coach Brian Agler and assistant coaches Jenny Boucek and Nancy Darsch throughout that year.

Working with Friends of Hoop from 2012-14, Webb oversaw player development trainings and coached various age group teams. He spent 2010-12 at A-Plus Youth Program as a life-coach, helping youth advance in the classroom and on the basketball court.

Webb's high school coaching experience ranges from 2010-14, with stops at Lakeside High School for two seasons as the men's basketball varsity assistant and at his alma mater, Mountlake Terrace, from 2013-14 as the men's basketball head junior varsity coach and assistant varsity coach.

As a DI player at Seattle University from 2002-07, Webb was named the 2007 Athlete of the Year following a 20-9 season and a league championship. A 2002 graduate of Mountlake Terrace High School, Webb resides in Seattle with his four-year old son, Myles.





JULIE ROUSSEAU ASSISTANT COACH

Julie Rousseau joins the Storm for her first season on the sideline in 2015.

Prior to joining the Storm, she was an assistant coach at the University of Nevada, Reno from 2014-15.

Rousseau spent 2013-14 as a color analyst for the Pac-12 Network, broadcasting several games for the network. As a faith driven person, the foundation of her faith is summed up in one Bible verse, "But seek first his kingdom and his righteousness, and all these things will be given to you as well," Matthew 6:33.



Prior to her broadcasting experience, Rousseau served as the head women's basketball coach at Pepperdine University for nine seasons. During her tenure, she led the Waves to three postseason appearances and a West Coast Conference championship in 2006, leading to an automatic berth in the NCAA Tournament. Her 2009-10 squad won 20 games and made the first of two straight appearances in the WNIT that year. Three of Rousseau's recruiting classes at Pepperdine received a top-50 ranking by HoopGurlz Recruiting.

Before beginning her stint at Pepperdine, Rousseau spent four seasons as an assistant coach at Stanford University. She had a part in coaching the Cardinal to four Pac-10 conference championships and four NCAA Tournament appearances, reaching the Elite Eight in 2004. She received special assignments for recruiting elite student-athletes, such as current WNBA professionals Candace Parker and Candice Wiggins and also coached three-time All-American Nicole Powell.

Outside the realm of collegiate athletics, in the summer of 2009 Rousseau assisted current Arizona State head coach Charli Turner-Thorne and USA Basketball to gold at the World University Games in Belgrade, Serbia. Additionally, she spent two seasons with the WNBA's Los Angeles Sparks organization in the late 90's as an assistant coach for one year and head coach the following season.

Rousseau got her start in coaching at Washington Preparatory High School in Los Angeles, Calif. She served as the boys freshman/sophomore head coach and the girls varsity assistant coach for two years before becoming the head coach of the girls varsity squad for five seasons. She led the program to postseason appearances in all five seasons and won the Los Angeles City Championship in 1996.

Rousseau is a 1991 graduate of California State University, Los Angeles, receiving a bachelor's degree



EMRE VATENSEVER ASSISTANT COACH

Currently in his first year as an assistant coach with the Seattle Storm, Emre Vatansever has spent the majority of his career coaching women's basketball in Turkey.

Vatansever graduated from Marmara University in Istanbul with a bachelor's degree in Physical Education and a Coaching Master's in basketball. For five years, Vatansever served as the Migros U-14 head women's basketball coach in the Turkish national league before moving to Euroleague's Galatasaray senior women's basketball team as assistant coach.



In his seven years with the Turkish national team, Vatansever helped lead the women's team to countless titles including, 2009 Eurocup Champion; 2009, 2012 Turkish President Cup Winner; Turkish Cup Winner for five consecutive years (2010-2014); 2011, 2014 Turkish Regular Season Champion; 2014 Turkish Basketball Champion; and 2014 Euroleague Champion.

Vatansever has also coached several prominent WNBA players, Diana Taurasi, Tamika Catchings, Lindsay Whalen, Sylvia Fowles, Tina Charles, Sophia Young, Shavonte Zellous and Katie Douglas. Vatansever's vast experience coaching in Turkey and his commitment to player and team development has made an impression on many of his colleagues and players.

"[Vatansever's] willingness to be in the gym and to work with players at any time was a sign of his commitment to a player's success," said Indiana Fever forward, Tamika Catchings. "He also provided in depth and useful scouting edits that prepared us well for our opponents. His knowledge, dedication and willingness to put in work was vital to the team's success."

Vatansever brings a European basketball perspective to the Storm, providing a different viewpoint in playing style and strategy.



DR. JORDAN CHUN VIRGINIA MASON TEAM DOCTOR

Virginia Mason Medical Center's Sports Medicine Clinic is proud to be the health care provider for the Seattle Storm. Dr. Chun is in his fifth year as the head team physician. Dr. Chun's medical pursuits include musculoskeletal issues and exercise and fitness. He also has an interest in illness and injuries due to exercise, such as concussion and heat illness, and chronic disease management, such as diabetes and asthma, in active lifestyles. Dr. Chun enjoys all sports, regular exercise, surfing, traveling and spending time with family and friends.

Dr. Chun is certified by the American Board of Family Medicine and has a Certificate of Added Qualification in Sports Medicine. He joined Virginia Mason in 2009. Virginia Mason's Sports Medicine Clinic is located in downtown Seattle.

TOM SPENCER ATHLETIC TRAINER

Tom Spencer, in his eighth season as the head athletic trainer for the Seattle Storm, graduated from Central Washington University in 1990 with a degree in individualized studies: Sports Medicine and Adaptive Physical Education.

Spencer worked for the Milwaukee Brewers organization for one summer as the Head Athletic Trainer for the minor league Peoria Brewers of the Arizona summer league in 1988. From 1989-1999, Spencer worked for the Cincinnati Reds as a Head Minor League Athletic Trainer. More recently, Spencer went back to school to become a Physical Therapist Assistant in 2002 and works for Peak Sports and Spine Physical Therapy.



SUSAN BORCHARDT SPORTS PERFORMANCE COACH



2015 marks Susan Borchardt's third season with the Seattle Storm. Prior to Seattle, Borchardt was at Stanford University from 2011-12 as the team's intercollegiate athletic development specialist. She was responsible for all aspects of the players' performance enhancement.

Borchardt played for the Cardinal Women's Basketball program from 2000-05, helping lead the team to four NCAA Tournament appearances and a pair of regional final berths (2004-05).

Borchardt holds several certifications: Certified Strength and Conditioning Specialist (NSCA-CSCS), Performance Enhancement Specialist (NASM-PES) and Specialist in Performance Nutrition (ISSA-SPN).



PRESTON FAWCETT MANAGER, BASKETBALL OPERATIONS

Preston Fawcett enters his second season as the manager of basketball operations with the Storm. He comes to the WNBA after working as a Phase II Logger at Synergy Sports Inc. His duties included break down of NBA and college basketball games using the “synergy string” formulation, allowing coaches to easily break down film.

Fawcett graduated from the University of Arizona in 2013, earning his BA in broadcast journalism. While in Tuscon, Fawcett served as a student manager for the Arizona Men’s Basketball program for two years. He was responsible for game and practice set-up, travel and film breakdown.

As a native of Kirkland, Wash., Fawcett enjoys playing golf in his spare time.

LEAH DRURY MANAGER, VIDEO & EQUIPMENT

Leah Drury enters her first season as the manager of video & equipment. Her duties include video exchange, film breakdown and overseeing all equipment distribution.

As the women’s basketball head coach at Pensacola State from 2012-14, Drury compiled an overall record of 22-34. She served as an assistant at Pensacola State from 2009-10.

Drury served as a graduate assistant for two seasons at Alabama. Her primary responsibilities included editing game and practice film and film exchange. As a student-athlete, Drury went from being a walk-on to earning a scholarship and a starting role throughout much of her final two seasons. She averaged just under three points for her career and led the team in assists as a junior, averaging 2.4 per game.

An active member in the community, Drury was named to the SEC’s Community Service team as a senior. She graduated with a bachelor’s degree from the Capstone in December of 2006 where she majored in sports and fitness management. Drury then earned her master’s from Alabama in May of 2009 with a degree in sport management.





2015 SEATTLE STORM ROSTER

| NO. | NAME | POS. | HT. | WT. | DOB | PREVIOUS | YEARS |
|-----|------------------------|------|------|-----|----------|------------------|-------|
| 10 | Sue Bird | G | 5-10 | 150 | 10/16/80 | UConn | 13 |
| 5 | Abby Bishop | F | 6-3 | 180 | 11/29/88 | Australia | 1 |
| 32 | Alysha Clark | F | 5-11 | 167 | 7/7/87 | MTSU | 3 |
| 30 | Jazmine Davis | G | 5-7 | 152 | 12/15/93 | Washington | R |
| 13 | Quanitra Hollingsworth | C | 6-5 | 200 | 11/15/88 | VCU | 4 |
| 1 | Crystal Langhorne | F | 6-2 | 185 | 10/27/86 | Maryland | 7 |
| 24 | Jewell Loyd | G | 5-10 | 148 | 10/5/93 | Notre Dame | R |
| 44 | Kristen Mann | F | 6-1 | 180 | 8/10/83 | UC Santa Barbara | 6 |
| 34 | Vicky McIntyre | C | 6-7 | 194 | 3/2/92 | Oral Roberts | R |
| 21 | Renee Montgomery | G | 5-7 | 143 | 12/2/86 | UConn | 6 |
| 23 | Kaleena Mosqueda-Lewis | F | 5-11 | 180 | 11/3/93 | Connecticut | R |
| 4 | Jenna O'Hea | F | 6-1 | 174 | 6/6/87 | Australia | 4 |
| 3 | Meighan Simmons | G | 5-9 | 140 | 1/25/92 | Tennessee | 1 |



SUE BIRD



ABBY BISHOP



ALYSHA CLARK



JAZMINE DAVIS



QUANITRA HOLLINGSWORTH



CRYSTAL LANGHORNE



JEWELL LOYD



KRISTEN MANN



VICKY MCINTYRE



RENEE MONTGOMERY




KALEENA MOSQUEDA-LEWIS



JENNA O'HEA



MEIGHAN SIMMONS



RAMU TOKASHIKI



NUMERICAL ROSTER

| | |
|---------------------------|---------------------------|
| 1 Crystal Langhorne | 21 Renee Montgomery |
| 3 Meighan Simmons | 23 Kaleena Mosqueda-Lewis |
| 4 Jenna O'Hea | 24 Jewell Loyd |
| 5 Abby Bishop | 30 Jazmine Davis |
| 7 Ramu Tokashiki | 32 Alysha Clark |
| 10 Sue Bird | 34 Vicky McIntyre |
| 13 Quanitra Hollingsworth | 44 Kristen Mann |

ROSTER BY COLLEGE

Australia

Abby Bishop
Jenna O'Hea

Connecticut

Sue Bird (2002)
Renee Montgomery (2009)
Kaleena Mosqueda-Lewis (2015)

Japan

Ramu Tokashiki

Maryland

Crystal Langhorne (2008)

Middle Tennessee State

Alysha Clark (2010)

Notre Dame

Jewell Loyd (2015)

Oral Roberts

Vicky McIntyre (2014)

Tennessee

Meighan Simmons (2014)

UC Santa Barbara

Kristen Mann

Virginia Commonwealth University

Quanitra Hollingsworth (2009)

Washington

Jazmine Davis (2015)

ROSTER BY HEIGHT

5-7

Jazmine Davis
Renee Montgomery

5-9

Sue Bird
Meighan Simmons

5-10

Jewell Loyd

5-11

Alysha Clark
Kaleena Mosqueda-Lewis

6-1

Jenna O'Hea

6-2

Crystal Langhorne
Kristen Mann

6-3

Abby Bishop
Ramu Tokashiki

6-5

Quanitra Hollingsworth

6-7

Vicky McIntyre

HOW THE 2015 STORM WAS BUILT

DRAFT

Sue Bird (1st pick, 2002)
Jewell Loyd (1st pick, 2015)
Kaleena Mosqueda-Lewis (3rd pick, 2015)
Vicky McIntyre (20th pick, 2015)

FREE AGENCY

Alysha Clark (5/23/12)
Abby Bishop (2/20/15)
Meighan Simmons (2/20/15)
Ramu Tokashiki (4/7/15)
Jazmine Davis (4/29/15)
Kristen Mann (5/14/15)

TRADE

Crystal Langhorne (from WAS, 4/14/14)
Jenna O'Hea (from LA, 4/1/14)
Renee Montgomery (from CON, 1/28/15)
Quanitra Hollingsworth (from WAS, 2/23/15)



HEIGHT: 5-9
 WEIGHT: 150
 BIRTHDATE: Oct. 16, 1980
 BIRTHPLACE: Syosset, NY
 HOMETOWN: Syosset, NY
 COLLEGE: Connecticut
 HIGH SCHOOL: Christ the King (NY)
 WNBA EXPERIENCE: 13 Seasons
 DRAFTED BY: Seattle, 2002, First Round (#1)
 TWITTER HANDLE: @S10Bird

CAREER HIGHLIGHTS:

- Two-time WNBA Champion (2004, 2010)
- Eight-time WNBA All-Star (2002, 2003, 2005, 2006, 2007, 2009, 2011, 2014)
- Four-time WNBA All-First Team (2002, 2003, 2004, 2005)
- Three-time WNBA All-Second team (2008, 2010, 2011)
- Three-time Olympic gold medalist (2004, 2008, 2012)
- Named one of the 15 greatest players in WNBA history at the league's 15th anniversary celebration in 2011
- WNBA All-Decade Team (2006)
- Enters the 2012 season as No. 2 on WNBA All-Time Career Assist List (1,791)
- No. 1 overall pick in 2002 WNBA Draft (Seattle)
- 2002 Sportswomen of the Year
- Sixth player to win an NCAA Championship, a WNBA Championship, and an Olympic gold medal.
- Won a national high-school championship at Christ the King High School, a Euroleague title, and Russian Superleague title.
- Two-time WNBA assist leader (2005, 2009)
- Became the third player in WNBA history to reach 3,000 career points and 1,000 assists.
- Two-time NCAA Champion at UConn (2000, 2002)

2014 HIGHLIGHTS WITH SEATTLE:

- Surpassed the 2,000 career assist mark on 6/19 against the San Antonio Stars
- Achieved 1,000 career rebounds on 6/29 at Minnesota, becoming the first player in league history to record 2,000 assists, 1,000 rebounds and 4,000 points
- Scored a team-high 23 points in the team's win at vs. Washington
- Dished out a season-high 10 assists on 6/6 vs Minnesota, leading Seattle to the 65-62 win, snapping the Lynx 7-0 start to the 2014 campaign
- Recorded 18 double-digit scoring games
- Missed her only game of the season vs. New York on 7/24 due to neck soreness

2013 HIGHLIGHTS WITH SEATTLE:

- Sat out entire season recovering from knee surgery.

2012 HIGHLIGHTS WITH SEATTLE:

- Scored a game high 27 points June 1 in the Storm's first win of the season against Tulsa
- Had a nine assists against the Lynx on May 27
- No. 2 in the WNBA in assists per game (5.3)
- Has 17 double digit scoring games
- Dished out a season high 10 assists at Chicago
- Led all scorers with 21 points against Tulsa (6/15) and again versus Minnesota (6/17), dropping 20 points in back-to-back games for the first time since 2009
- Scored a game high 25 points at Washington (6/26)
- On Sue Bird Bobble Head Night (7/8), the Storm point guard filled it up with a season high 31 points



- Recorded the Storm's second double-double of the season Aug. 26 versus New York, dishing out 10 assists and scoring 18 points
- After the Olympic Break, scored in double figures in seven of 11 games...Led the team in ppg (12.2), apg (5.3) and mpg (31.0)

2011 HIGHLIGHTS WITH SEATTLE:

- Recorded her 19th career double-double in the season opener with 13 points and 10 assists
- Named Western Conference Player of the Week for games played July 5-10, fourth career award
- Scored a game-high 21 points on 7-of-9 from the field along with five assists in the team's 78-61 loss at Indiana, July 5
- Named a starter in the 2011 All-Star game, Bird's seventh appearance as a starter
- Scored a season-high 29 points on July 29 at Tulsa, including a perfect 10-for-10 from the free throw line
- Added to her career highlight reel when she hit the game-winning three-pointer with 0.4 seconds on the clock at home against Connecticut, Aug. 5
- Bird scored her 4,000th career point Aug. 23 vs. San Antonio at the free throw line with 19.4 seconds left in the first quarter
- 16th player in WNBA history to reach 4,000 points and the first ever with 4,000 points and 1,500 assists hit the game-winning free throws with 1.6 seconds left at home against L.A., Aug. 28
- Added a season-high seven rebounds and also had five steals in that game, the most by a Storm player this season

2010 HIGHLIGHTS WITH SEATTLE:

- Led Seattle to the 2010 WNBA Championship, the first team in league history to record an undefeated slate at home in the regular season and to post a 7-0 run to the title.
- Led the league in assists per turnover
- Became the second player in WNBA history to reach 1,500 career-assist milestone on June 20
- Started for the USA Basketball team in the 2010 WNBA vs. USA Basketball: The Stars at the Sun
- Finished eighth in MVP voting
- Finished 10th in Kim Perrot Sportsmanship Award voting
- Scored a season-high 22 points on June 5 at Los Angeles and June 18 at New York
- Finished the season ranked second in assists per game
- Posted 3 point/assist double-doubles

2009 HIGHLIGHTS WITH SEATTLE:

- Chosen by Storm Fans to the Storm All-Decade Team as part of the Seattle Storm's 10th Anniversary
- Won the 2009 WNBA Peak Performer Award for leading the league in assists
- Voted as a starter to the WNBA All-Star Game for the sixth time in her career
- Named WNBA Western Conference Player of the Week twice (Aug. 24-30 and July 20-26)
- Reached the 3,000 career-point milestone at Sacramento on Friday, July 17, 2009
- Finished the season ranked first in minutes per game (35.5)
- Started in all 31 games played
- Missed the last three games of the regular season due to a sore neck

2008 HIGHLIGHTS WITH SEATTLE:

- Finished third in WNBA MVP voting
- Named to All-WNBA Second Team, her first All-WNBA honors since the 2005 season
- Finished the season ranked second in the WNBA in total assists (169) and third in assists per game (5.1 apg)
- Finished first on team in points (465) and assists (169)
- Posted her only double-double of the season with 12 points and 11 assists vs. Minnesota on 7/5
- Helped Storm finish 8-5 over the last 13 games to clinch second place in the Western Conference without Lauren Jackson

2007 HIGHLIGHTS WITH SEATTLE:

- Finished the season ranked third in the WNBA in assists (4.9 apg) and tied for 12th in steals (1.48)
- Underwent successful arthroscopic surgery on her left knee on July 6 and missed five games (July 6-17), with the Storm going 2-3 over that span
- Named to her fifth WNBA All-Star Team but did not play due to injury



- Scored a season-high 25 points on 10-of-15 shooting (5-of-7 from three) at Minnesota on June 22
- Grabbed her 500th career rebound at Los Angeles on June 24
- Recorded her 1,000th career assist vs. New York on July 1, becoming the youngest player in league history to reach the milestone
- Made her 300th career three-pointer at Connecticut on July 20

2006 HIGHLIGHTS WITH SEATTLE:

- Finished the season ranked third in the WNBA in assists and seventh in steals (1.79 spg)
- Swiped a career-high and franchise-record seven steals in the season opener vs. Los Angeles on May 21
- Grabbed a career-high five offensive rebounds vs. Phoenix on June 2
- Swiped her 200th career steal at Connecticut on June 9
- Named to the WNBA's All-Decade Team on June 13
- Handed out a career-high and franchise-record 14 assists vs. Minnesota on July
- Made 4th WNBA All-Star appearance on July 12, tallying nine points and three assists in 19 minutes
- Tallied her 2,000th career point at Minnesota on Aug. 1
- Set a WNBA record for three-pointers in a half with six in the opening 20 minutes at Detroit on Aug. 8

2005 HIGHLIGHTS WITH SEATTLE:

- Named to her third WNBA All-Star Team and her fourth consecutive All-WNBA First Team
- Missed four games with fractured right nasal and orbital bones suffered on June 7 at Connecticut
- Led the WNBA in assists per game (5.9) for the first time in her career
- Ranked fourth in three-point percentage (.437), fourth in assist-to-turnover ratio (2.02) and sixth in free-throw percentage (.855)
- Dished out her 700th career assist vs. Detroit on July 23...Hit her 200th career three-pointer vs. Los Angeles on July 31

2004 HIGHLIGHTS WITH SEATTLE:

- Named All-WNBA first team for her third straight season
- Finished second in the WNBA in assists and fourth in three-point field-goal percentage (.438)
- Scored her 1,000th career point vs. Houston on June 22
- Started her 100th consecutive game for the Storm in the season finale on Sept. 18
- Converted the game-winning layup with two seconds left in overtime against Washington on July 17
- Suffered a broken nose in playoffs

2003 HIGHLIGHTS WITH SEATTLE:

- Started all 34 games; has started 66 consecutive games since being drafted first overall in the 2002 WNBA Draft
- Named All-WNBA first team for the second straight seasons
- Voted as a starter by fans for the Western Conference Team at the fifth annual WNBA All-Star Game and scored 11 points and grabbed four rebounds
- Ranked second in the WNBA in assists with 6.5 apg
- Led the Storm in minutes played, assists, three-point field goals, free throw percentage and steals
- Scored a season-high 27 points at Los Angeles on July 5
- Grabbed a career-high eight rebounds vs. Houston on July 5
- Handed out a career-high-tying 12 assists at Los Angeles on June 19 and at Cleveland on June 27
- Recorded a WNBA-record seven double-doubles in points and assists
- Handed out 10 or more assists in eight games this season, tying for the second-highest total in WNBA history
- Became the fifth player in WNBA history to score 20 or more points and hand out 10 or more assists in a game with 21 points and 10 assists vs. Washington on July 3
- Became the third player in WNBA history to amass more than 200 assists in a season (221), joining Ticha Penicheiro and Teresa Weatherspoon

2002 HIGHLIGHTS WITH SEATTLE:

- Was the only Storm player to start all 32 games
- Already ranked as the Storm's all-time assists leader (191)
- Was named All-WNBA First Team, joining Indiana's Tamika Catchings as the first rookies in league history to attain that distinction



- Was the runner-up to Catchings for the 2002 WNBA Rookie of the Year award
 - Named as a starter for the Western Conference at the WNBA All-Star Game in Washington after leading all guards in fan voting
 - Handed out a WNBA-All-Star-record eight assists to help lead the West to an 81-76 victory over the East
 - Led the Storm in minutes, three-point field goals, assists and steals
 - Scored a season-high and then-franchise-record 33 points vs. Portland on Aug. 9
 - Handed out a career-high and franchised-record 12 assists at Cleveland on July 5
- Recorded three double-doubles (16 points and 12 assists at Cleveland on 7/5, 10 points and 11 assists at Orlando on 7/25 and 17 points and 10 assists at Los Angeles on 8/1)
- Ranked second in assists (6.0 apg), eighth in steals (1.7 spg), first in free-throw percentage (.911), ninth in three-point percentage (.401) and eighth in minutes per game (35.0 mpg)
 - Among rookies, ranked third in points per game, first in assists per game, second in three-point percentage, ninth in field-goal percentage (.403), first in free-throw percentage, second in steals per game and second in minutes per game

OVERSEAS COMPETITION:

- 2013-14: Ekaterinburg, Russia
- 2012-13: Ekaterinburg, Russia
- 2011-12: Ekaterinburg, Russia
- 2010-11: Sparta&K, Russia
- 2009-10: Sparta&K, Russia
- 2008-09: Sparta&K, Russia
- 2007-08: Sparta&K, Russia
- 2006-07: Sparta&K, Russia
- 2005-06: Dynamo Moscow, Russia
- 2004-05: Dynamo Moscow, Russia

COLLEGE HIGHLIGHTS:

- A member of the NCAA Division I Champion Connecticut Huskies in 2000 and 2002
- Selected as a two-time All-American
- Recipient of the Wade Trophy in 2002 and named the 2002 Associated Press and Naismith Player of the Year
- Won the 2002 Honda Award for Women's Basketball
- Received the first-annual Senior CLASS Award presented to the nation's most outstanding senior basketball player
- Selected three times as winner of the Conesco/Nancy Lieberman-Cline National Point Guard of the Year Award
- Ranks as UConn's all-time leader in three-point field-goal percentage (.459) and free-throw percentage (.892)
- Became one of only two players at UConn to amass more than 1,000 points, 500 assists and 200 steals in her career (Jennifer Rizzotti)
- Named as a 2002 Kodak All-American, 2002 Associated Press First Team All-American and 2002 NCAA Final Four All-Tournament Team selection
- Selected as Big East Player of the Year, First Team All-Big East and Big East All-Tournament in 2002
- Started in all 39 games in the 2001-02 season and registered the UConn school record for most assists in a season (231)
- Led the nation in free-throw percentage (.942) in 2001-02

USA BASKETBALL HIGHLIGHTS:

- With her selection to the 2014 FIBA World Championship team, Bird became the only U.S. Athlete in history to roster in four different World Championship competitions (2002, 2006, 2010, 2014)
- Won a Gold Medal in the 2004, 2008 and 2012 Olympic Games; 2002 and 2010 FIBA World Championships, 2009 UMMC Ekaterinburg International Invitational, 2008 FIBA Diamond Ball Tournament, 2007 Americas Championship, 2002 Opals World Challenge and the 2000 R. Williams Jones Cup.
- Won a Silver Medal at the 2007 FIBA League Tournament
- Won a Bronze Medal in the 2006 FIBA World Championships
- One of eight players to have earned an NCAA title, WNBA title and Olympic Gold Medal. (Swin Cash, Cynthia Cooper, Maya Moore, Ruth Riley, Sheryl Swoopes, Diana Taurasi and Kara Walters).
- Finished the 2006 FIBA World Championship as the tournament's assist leader
- Dished out 26 assists at the 2010 World Championship, which ranks fifth among all-time USA single World Com-



petition leaders; ranks third among all-time USA career assist leaders with 70 assists (2.8 apg), over three FIBA World Championships

PERSONAL:

- Raised in Syosett, New York
- Attended Christ the King H.S. (New York) where she won two state titles and was the MVP of the 1998 state tournament
- Earned a degree in communication science at Connecticut
- Wears number 10 on her jersey because she and her sister Jennifer were both born in October (the 10th month)
- Considers her greatest collegiate basketball memory to be hitting the game-winning shot in the Big East Championship her junior year in college
- Named the Best Female College Athlete of the Year at the 10th Annual ESPY Awards on 7/10/02
- Chosen as Team Sportswoman of the Year by The Women's Sports Foundation on 10/21/02
- Selected as the Female Sports Star of the Year by the Seattle Post-Intelligencer at the 68th Annual Sports Star of the Year Awards Banquet in Seattle on 1/27/03

CAREER HIGHS:

| | |
|------------------------------------|----------------------------------|
| Points: 33 vs. Portland 8/9/2002 | OR: 5 vs. Phoenix 6/2/2006 |
| FGM: 11 vs. Los Angeles 7/5/2003 | DR: 8 @ Indiana 6/11/2006 |
| FGA: 23 2 times | TR: 8 6 times |
| 3FGM: 7 vs. Los Angeles 7/22/2009 | AST: 14 vs. Minnesota 7/1/2006 |
| 3FGA: 14 vs. Los Angeles 7/22/2009 | STL: 7 vs. Los Angeles 5/21/2006 |
| FTM: 11 2 times | BLK: 2 3 times |
| FTA: 12 2 times | MIN: 50 @ Phoenix 7/14/2010 |

CAREER REGULAR SEASON AVERAGES

| YEAR | TEAM | G | GS | MPG | FG% | 3P% | FT% | OFF | DEF | RPG | APG | SPG | BPG | TO | PF | PPG |
|----------|------|---|-----|------|-------|-------|-------|-----|-----|-----|-----|-----|-----|------|------|------|
| 2002 | SEA | 32 | 32 | 35.0 | 0.403 | 0.401 | 0.911 | 0.5 | 2.1 | 2.6 | 6.0 | 1.7 | 0.1 | 3.41 | 1.50 | 14.4 |
| 2003 | SEA | 34 | 34 | 33.4 | 0.421 | 0.350 | 0.884 | 0.6 | 2.7 | 3.3 | 6.5 | 1.4 | 0.0 | 3.24 | 1.38 | 12.4 |
| 2004 | SEA | 34 | 34 | 33.4 | 0.463 | 0.438 | 0.859 | 0.6 | 2.5 | 3.1 | 5.4 | 1.5 | 0.2 | 2.56 | 1.41 | 12.9 |
| 2005 | SEA | 30 | 30 | 34.0 | 0.442 | 0.437 | 0.855 | 0.7 | 1.7 | 2.4 | 5.9 | 1.0 | 0.2 | 2.90 | 1.53 | 12.1 |
| 2006 | SEA | 34 | 34 | 31.3 | 0.411 | 0.366 | 0.868 | 0.7 | 2.3 | 3.0 | 4.8 | 1.8 | 0.1 | 2.59 | 1.76 | 11.4 |
| 2007 | SEA | 29 | 29 | 31.7 | 0.428 | 0.338 | 0.846 | 0.3 | 1.7 | 2.0 | 4.9 | 1.5 | 0.3 | 2.31 | 1.59 | 10.4 |
| 2008 | SEA | 33 | 33 | 33.7 | 0.441 | 0.343 | 0.871 | 0.4 | 2.1 | 2.5 | 5.1 | 1.2 | 0.1 | 2.67 | 1.85 | 14.1 |
| 2009 | SEA | 31 | 31 | 35.5 | 0.408 | 0.360 | 0.854 | 0.4 | 2.1 | 2.5 | 5.8 | 1.5 | 0.1 | 2.61 | 1.61 | 12.8 |
| 2010 | SEA | 33 | 33 | 30.5 | 0.434 | 0.399 | 0.857 | 0.2 | 2.5 | 2.7 | 5.8 | 1.5 | 0.2 | 1.82 | 1.36 | 11.1 |
| 2011 | SEA | 34 | 34 | 33.0 | 0.449 | 0.428 | 0.875 | 0.4 | 2.5 | 2.9 | 4.9 | 1.4 | 0.2 | 2.35 | 1.26 | 14.7 |
| 2012 | SEA | 29 | 29 | 31.0 | 0.459 | 0.384 | 0.783 | 0.2 | 2.7 | 2.9 | 5.3 | 0.9 | 0.1 | 2.24 | 1.10 | 12.2 |
| 2013 | SEA | DND - Sat out entire season due to injury | | | | | | | | | | | | | | |
| Career | | 353 | 353 | 33.0 | 0.432 | 0.386 | 0.867 | 0.5 | 2.3 | 2.7 | 5.5 | 1.4 | 0.1 | 2.61 | 1.49 | 12.6 |
| All-Star | | 5 | 5 | 20.2 | 0.500 | 0.429 | 0.714 | 1.4 | 2.6 | 4.0 | 5.0 | 0.8 | 0.2 | 1.40 | 0.20 | 10.4 |



HEIGHT: 6-3
 WEIGHT: 187
 BIRTHDATE: November 29, 1988
 BIRTHPLACE: Booleroo, South Australia
 HOMETOWN: Canberra, Australia
 COLLEGE: Australian Institute of Sport
 WNBA EXPERIENCE: 1 Season
 HOW ACQUIRED: Signed with Seattle on Feb. 20, 2015
 TWITTER HANDLE: @Abby_Knight10

CAREER HIGHLIGHTS:

- Signed as a free agent with the Storm on April 1, 2010
- Led the WNBL in 2014-15 in points and rebounds while playing for the Canberra Capitals. She averaged 23 points per game and 10.6 rebounds per game
- Earned a bronze medal in the 2012 London Olympics with Australia's National Team, the Australian Opals

2010 HIGHLIGHTS WITH SEATTLE:

- Made WNBA debut on May 22 at Phoenix.
- Scored her first career basket (a three-pointer) on May 27 at Chicago.
- Put up eight points and five rebounds in 11 minutes vs. Tulsa on Aug. 7.
- Scored a career-high 14 points and grabbed five rebounds against Connecticut on Aug. 13.
- Played 29 minutes at Connecticut on Aug. 8
- Made five field goals at Connecticut on Aug. 8

OVERSEAS COMPETITION:

- 2013-Present: Canberra Capitals, Australia WNBL
- 2012-13: Perpignan, France
- 2011-12: Adelaide Lightning, Australia WNBL
- 2010-11: Dandenong Rangers, Australia WNBL
- 2006-10: Canberra Capitals, Australia WNBL

PERSONAL:

- Born in Booleroo, South Australia
- Took parental custody of her then-two-day old niece, Zala Kate Bishop, in August 2013

CAREER HIGHS:

| | |
|----------------------------------|-------------------------------|
| Points: 14 @ Connecticut 8/13/10 | OR: 5 vs. Tulsa 8/7/10 |
| FGM: 5 @ Connecticut 8/13/10 | DR: 3 @ Connecticut 8/13/10 |
| FGA: 10 2 times | TR: 5 2 times |
| 3FGM: 2 vs. Tulsa 8/7/10 | AST: 1 4 times |
| 3FGA: 5 @ Connecticut 8/13/10 | STL: 2 @ Connecticut 8/13/10 |
| FTM: 3 @ Connecticut 8/13/10 | BLK: 1 @ Atlanta 8/10/10 |
| FTA: 4 @ Connecticut 8/13/10 | MIN: 29 @ Connecticut 8/13/10 |

CAREER REGULAR SEASON AVERAGES

| YEAR | TEAM | G | GS | MPG | FG% | 3P% | FT% | OFF | DEF | RPG | APG | SPG | BPG | TO | PF | PPG |
|--------|------|----|----|-----|-------|-------|-------|-----|-----|-----|-----|-----|-----|------|------|-----|
| 2010 | SEA | 16 | 0 | 6.8 | 0.356 | 0.250 | 0.545 | 0.7 | 0.6 | 1.3 | 0.3 | 0.1 | 0.1 | 0.75 | 1.62 | 2.8 |
| Career | | 16 | 0 | 6.8 | 0.356 | 0.250 | 0.545 | 0.7 | 0.6 | 1.3 | 0.3 | 0.1 | 0.1 | 0.75 | 1.62 | 2.8 |



HEIGHT: 5-11
 WEIGHT: 167
 BIRTHDATE: July 7, 1987
 BIRTHPLACE: Denver, CO
 HOMETOWN: Mt. Juliet, TN
 COLLEGE: Middle Tennessee St.
 HIGH SCHOOL: Mt. Juliet (TN)
 WNBA EXPERIENCE: 3 Seasons
 DRAFTED BY: San Antonio, 2010, Second Round (#17)
 HOW ACQUIRED: Signed as a free agent on Mar. 9, 2012
 PRONUNCIATION: A-leash-AH
 TWITTER HANDLE: @Alysha_Clark

CAREER HIGHLIGHTS:

- Started her first career WNBA game on May 23 vs. Connecticut
- Scored a career-high 11 points vs. Tulsa on 9/14/13
- Connected on a career-high 3 3FGM vs. Minnesota on 9/10/13
- Pulled down a career-high 8 rebounds at Phoenix on 7/13/12
- Led NCAA in scoring and set a school record with 27.5 points per game as a junior and senior at MTSU
- Named Player of the Year during all four years of college; twice in Atlantic Sun and twice in Sun Belt. She's believed to be the first NCAA basketball player, men's or women's, to earn player of the year accolades from two different conferences.
- Also became the first A-Sun player to win Freshman of the Year and Player of the Year in the same season.
- Scored 48 points and hit the game-winning shot in the Sun Belt Championship game as a senior at MTSU

2014 HIGHLIGHTS WITH SEATTLE:

- Started her first career WNBA game on May 23 vs. Connecticut
- Blocked a career-high 4 shots on Opening Night, 5/16/14 vs. Los Angeles
- Grabbed a season-high 6 rebounds at San Antonio on 7/11/14

2013 HIGHLIGHTS WITH SEATTLE:

- Finished the 2013 season ranked No. 4 in the WNBA in three-point field goals per 40 minutes (2.2); No. 7 in defensive rebounds per 40 minutes (10.9) and No. 13 in efficiency ranking per 40 minutes (19.6)
- Set career highs in four new categories, including: points with 11 vs. Tulsa on Sept. 14, 2013; field goals attempted with 9 vs. Tulsa on July 17, 2013; three-point field goals made with 3 vs. Minnesota on Sept. 10, 2013 and free throws attempted, 5 vs. Tulsa on 6/22/13
- Played a season-high 26 minutes, one shy of her career high, in the team's 86-59 loss on July 17, 2013 vs. Tulsa
- Logged nine games of 20+ minutes played.

2012 HIGHLIGHTS WITH SEATTLE:

- Checked into her first WNBA game at home against Tulsa, June 1
- Recorded a then career high nine points and eight rebounds at Phoenix, July 13.

OVERSEAS COMPETITION:

- 2014-15: Maccabi Ashdod, Israel; Won Israeli League Championship, Named: POY, Domestic POY, Forward of the Year, 1st Team honors
- 2012-13: Ramat Hasharon, Israel
- 2011-12: Ramat Hasharon, Israel
- 2010-11: Hapoel Rishon LeZion, Israel; Named Domestic Player of the Year by Eurobasket.com and All-Israeli First Team after averaging 14.0 points and 7.4 rebounds per game.



ASSISTANT COACHING CAREER:

- Spent the 2013-14 WNBA offseason as a women's basketball assistant coach on Rick Insell's staff at Middle Tennessee State

COLLEGE HIGHLIGHTS:

- Led NCAA in scoring and set a school record with 27.5 points per game as a senior
- Spent first two seasons at Belmont University
- Named Player of the Year during all four years of college; twice in Atlantic Sun and twice in Sun Belt. She's believed to be the first NCAA basketball player, men's or women's, to earn player of the year accolades from two different conferences
- Also became the first A-Sun player to win Freshman of the Year and Player of the Year in the same season
- Scored 48 points and hit the game-winning shot in the Sun Belt Championship game as a senior

PERSONAL:

- Born Alysha Angelica Clark on July 7, 1987, in Denver, Colo.
- Daughter of Kenneth and Jan Clark
- Has seven siblings; William, LaTonya, Kenneth Jr., Tisha, Corey, Ajia and Arlisha
- Majored in electronic media journalism.

CAREER HIGHS:

| | |
|-------------------------------|--------------------------------|
| Points: 11 vs. Tulsa 9/14/13 | OR: 3 4 times |
| FGM: 4 4 times | DR: 6 at Phoenix 7/13/12 |
| FGA: 9 vs. Tulsa 7/17/13 | TR: 8 at Phoenix 7/13/12 |
| 3FGM: 3 vs. Minnesota 9/10/13 | AST: 2 7 times |
| 3FGA: 5 2 times | STL: 2 5 times |
| FTM: 4 vs. Minnesota 6/27/14 | BLK: 4 vs. Los Angeles 5/16/14 |
| FTA: 5 at Tulsa 6/22/13 | MIN: 27 3 times |

CAREER REGULAR SEASON AVERAGES

| YEAR | TEAM | G | GS | MPG | FG% | 3P% | FT% | OFF | DEF | RPG | APG | SPG | BPG | TO | PF | PPG |
|--------|------|----|----|------|-------|-------|-------|-----|-----|-----|-----|-----|-----|------|------|-----|
| 2012 | SEA | 23 | 0 | 10.3 | 0.547 | 0.450 | 0.706 | 0.6 | 1.5 | 2.0 | 0.3 | 0.2 | 0.0 | 0.83 | 1.17 | 3.4 |
| 2013 | SEA | 33 | 0 | 15.3 | 0.453 | 0.390 | 0.760 | 1.0 | 1.5 | 2.5 | 0.4 | 0.4 | 0.2 | 1.06 | 1.52 | 4.0 |
| 2014 | SEA | 34 | 22 | 16.5 | 0.448 | 0.246 | 0.696 | 0.8 | 1.4 | 2.1 | 0.6 | 0.5 | 0.3 | 0.71 | 1.88 | 4.2 |
| Career | | 90 | 22 | 14.5 | 0.468 | 0.331 | 0.723 | 0.8 | 1.5 | 2.2 | 0.4 | 0.4 | 0.2 | 0.87 | 1.57 | 3.9 |



HEIGHT: 6-5
 WEIGHT: 200
 BIRTHDATE: Nov. 15, 1988
 BIRTHPLACE: Portsmouth, VA
 HOMETOWN: Chesapeake, VA
 COLLEGE: Virginia Commonwealth University
 HIGH SCHOOL: Great Bridge HS (VA)
 WNBA EXPERIENCE: 4 Seasons
 DRAFTED BY: Minnesota, 2009, First Round (#9)
 HOW ACQUIRED: Acquired via trade Feb. 23, 2015
 PRONUNCIATION: Kwa-Knee-Trah
 TWITTER HANDLE: @QHollingsworth9

CAREER HIGHLIGHTS:

- Drafted ninth overall to Minnesota in the 2009 WNBA Draft

2013 HIGHLIGHTS WITH WASHINGTON:

- Saw action in seven games for the Mystics
- Played 6.0 minutes per game
- Grabbed 1.4 rebounds per game
- Scored 1.7 points per game

2011 HIGHLIGHTS WITH NEW YORK:

- Acquired from Minnesota on May 27
- Averaged 4.6 points and 4.4 rebounds in 31 games
- Led the Liberty in field goal percentage with .524
- Made her first career playoff appearance

2010 HIGHLIGHTS WITH MINNESOTA:

- Averaged 1.7 points and 1.8 rebounds in 25 games

2009 HIGHLIGHTS WITH MINNESOTA:

- Appeared in 34 games
- Averaged 4.8 points and 3.2 rebounds per game

OVERSEAS COMPETITION:

- 2014-15: Fenerbache, Turkey
- 2013-14: Fenerbache, Turkey
- 2012-13: Ekaterinburg, Russia
- 2011-12: UNI Gyor, Hungary
- 2010-11: TTT Riga, Latvia
- 2009-10: Teo Vilnius, Lithuania

TURKEY NATIONAL TEAM HIGHLIGHTS:

- Acquired Turkish citizenship in 2012 to compete for the Turkish National Team

USA BASKETBALL HIGHLIGHTS:

- Invited to USA Basketball U19 Team Trials in Colorado Springs, CO in 2006-07

COLLEGE HIGHLIGHTS:

- Ended her VCU career after a great senior season, in which she averaged 14.2 ppg and 9.7 rpg
- Finished fourth in the CAA in scoring, third in rebounding and second in field-goal accuracy (51.8 percent)
- Recognized as the CAA Defensive Player of the Year
- Saw her collegiate career come to an end after she led VCU to a 26-7 record and a 2009 NCAA Tournament



appearance

- Ended her senior season as VCU's all-time leading rebounder (1,114) and is second in scoring (1,523)
- Set a school-record with her 31st career double-double (17 points, 14 rebounds) against Boston University on Dec. 28, 2007
- Became the 17th player in VCU history to score at least 1,000 points on Jan. 17, 2008 at Old Dominion, doing so on the same night as teammate Krystal Vaughn
- Named 2006 Freshman All-American by Women's Basketball News Service
- Won VCU's first CAA Rookie of the Year award in 2006
- Was the youngest player in the country during her freshman season, 2005-06

PERSONAL:

- Born November 15, 1988
- Daughter of Angela Pelzer and Jonathan Hollingsworth
- Majored in operations research with a minor in computer science
- Was an excellent student at VCU, who entered high school at the age of 11 after skipping two grades and graduated with honors at the age of 15.

CAREER HIGHS:

| | |
|-------------------------------|-------------------------------|
| Points: 17 vs. Phoenix 8/1/09 | OR: 5 (2 times) |
| FGM: 5 vs. Chicago 7/10/11 | DR: 7 @ Washington 8/12/11 |
| FGA: 9 @ Los Angeles 9/11/09 | TR: 9 (2 times) |
| 3FGM: 0 | AST: 2 (2 times) |
| 3FGA: 0 | STL: 3 @ Chicago 8/28/11 |
| FTM: 9 vs. Phoenix 8/1/09 | BLK: 2 (3 times) |
| FTA: 13 vs. Phoenix 8/1/09 | MIN: 30 @ Los Angeles 9/11/09 |

CAREER REGULAR SEASON AVERAGES

| YEAR | TEAM | G | GS | MPG | FG% | 3P% | FT% | OFF | DEF | RPG | APG | SPG | BPG | TO | PF | PPG |
|--------|------|----|----|------|-------|-------|-------|-----|-----|-----|-----|-----|-----|------|------|-----|
| 2009 | MIN | 34 | 1 | 12.8 | 0.417 | 0.000 | 0.703 | 1.4 | 1.9 | 3.2 | 0.1 | 0.4 | 0.2 | 1.00 | 1.91 | 4.8 |
| 2010 | MIN | 25 | 0 | 7.3 | 0.378 | 0.000 | 0.600 | 0.5 | 1.2 | 1.8 | 0.2 | 0.2 | 0.0 | 0.84 | 1.52 | 1.7 |
| 2011 | NYL | 31 | 1 | 16.9 | 0.524 | 0.000 | 0.679 | 1.7 | 2.7 | 4.4 | 0.3 | 0.5 | 0.3 | 1.42 | 2.55 | 4.6 |
| 2013 | WAS | 7 | 0 | 6.0 | 0.556 | 0.000 | 0.500 | 0.3 | 1.1 | 1.4 | 0.3 | 0.3 | 0.3 | 0.14 | 1.14 | 1.7 |
| Career | | 97 | 2 | 12.2 | 0.457 | 0.000 | 0.676 | 1.2 | 1.9 | 3.1 | 0.2 | 0.4 | 0.2 | 1.03 | 1.96 | 3.7 |



HEIGHT: 6-2
 WEIGHT: 185
 BIRTHDATE: Oct. 27, 1986
 BIRTHPLACE: Queens, NY
 HOMETOWN: Willingboro, NJ
 COLLEGE: Maryland
 HIGH SCHOOL: Willingboro (NJ)
 WNBA EXPERIENCE: 7 Seasons
 DRAFTED BY: Washington, 2008, First Round (#6)
 HOW ACQUIRED: Traded from Washington for Tianna Hawkins and Bria Hartley on April 14, 2014
 TWITTER HANDLE: @Crystalanghorne

CAREER HIGHLIGHTS:

- Effective, productive, consistent and durable post player
- Has missed only 6 total games in her entire WNBA career, joining the league in 2008
- 2009 WNBA Most Improved Player
- Two-time WNBA All-Star in 2011 and 2013
- Averaged a career high 18.2 points per game in 2013
- Led the team in scoring 19 games in 2013, posting 18 10+ point games in 2013

2014 HIGHLIGHTS WITH SEATTLE:

- Grabbed a season-high 15 rebounds in Seattle's loss to New York, May 27
- Scored in double-digits 21 of 34 games, with a season-high 27 points vs. Phoenix, June 3
- Recorded three double-doubles (5/27 @ NY, 5/30 @ ATL, 8/3 vs. SA)
- Grabbed double-digit rebounds 6 times
- Led Seattle in scoring with 12.9 points per game and scored a total of 437 points
- Also led Seattle in field goal percentage, .571, rebounds per game with 7.4 and total rebounds with 253
- Finished the season ranked 4th in field goal percentage (.571) in the league

2013 HIGHLIGHTS WITH WASHINGTON:

- Started in all 34 games for the Mystics
- Averaged 12.0 points per game
- Grabbed 7.2 rebounds per game, ranking tenth in the league
- Shot .515 from the field, which ranked ninth in the league
- Averaged 28.6 minutes per game
- Named a reserve on the 2013 WNBA All-Star Team
- Scored 20+ points in four games
- Scored 10+ points in 17 games

2012 HIGHLIGHTS WITH WASHINGTON:

- Played in 31 games with the Mystics, started in all 31
- Scored her 2,000th point vs. the Lynx on August 17
- Averaged 32.2 minutes per game
- Scored 14.7 points per game on average
- Averaged 6.3 rebounds per game
- Shot 56 percent from the field
- Scored 456 points total in 2012

2011 HIGHLIGHTS WITH WASHINGTON:

- Started in 31 games
- Sat out three games due to back pain
- Ranked fourth in the league in points, averaging a career high 18.2 points per game
- Led the team in scoring in 19 games, posting 18 10+ points, 10 20+ points and one 30+ point games



- Finished sixth in the league in rebounds per game (7.6)
- Led the team in rebounds in 15 games
- Posted seven 10+ rebound games
- Posted seven double-doubles this season
- Ranked first on the team and sixth in the league in total points (563)
- Ranked third in the league in field goal percentage (.534)
- Ranked second in the league in minutes per game (34.3)
- Ranked eighth in the league in total minutes played (1063)
- Played a career high 45 minutes in an overtime game vs. Los Angeles (8/23)
- Ranked third in field goals made (227)
- Was named to the All-Star team as a reserve

2010 HIGHLIGHTS WITH WASHINGTON:

- Started in all 34 games
- Ranked second in the league in double-doubles (15)
- Had four consecutive double-doubles (6/24-6/29)
- Won Eastern Conference Player of the Month honors for the month of June
- Won Player of the Week honors for games played during the week of June 21
- Posted a career high five steals in a win over Los Angeles (6/24)
- Made the first three-pointer of her professional career with 32.9 seconds left in the game against Los Angeles (6/24)
- Scored a career high 31 points, shooting 13-for-18 from the field in a win over Phoenix on 6/27
- Tied a career high 16 rebounds in a win over Connecticut (5/30)
- Scored her 1,000th career point in a win over Atlanta (8/3)
- Ranked fifth in the league in rebounds per game (9.7)
- Ranked second in field goal percentage (.589)
- Ranked second in both minutes per game (34.1) and total minutes played (1158)
- Ranked third in the league in total rebounds (330)
- Ranked 10th in points per game (16.3)
- Scored double digits in 30 games
- Was in the running for Most Valuable Player of the Year honor

2009 HIGHLIGHTS WITH WASHINGTON:

- Was named the WNBA's Most Improved Player
- Led team and ranked third in the league in rebounds per game (7.9)
- Ranked third in the league in double-doubles (9.0)
- Ranked second in the league in total rebounds (268.0)
- Scored a then-career-high 23 points against the Chicago Sky (9/4)
- Pulled down a career-high 16 rebounds against the Connecticut Sun (8/14)
- Played a career-high 41 minutes against the Connecticut Sun (8/14)
- Scored in double-digits in 24 games

2008 HIGHLIGHTS WITH WASHINGTON:

- Played in every game, started in six of those games as a rookie
- Ranked second in the league in field goal percentage (.624)
- Averaged 15.6 minutes per game
- Recorded 4.8 points per game and 4.0 rebounds
- Led the team in rebounding twice
- Scored a then-career high 17 points against the Seattle Storm (7/6) and grabbed a career high 12 rebounds against the Connecticut Sun (9/13)
- Recorded two double doubles



OVERSEAS COMPETITION:

- 2013-14: Istanbul Univ., Turkey
- 2012-13: Dynamo Moscow, Russia
- 2011-12: Dynamo Moscow, Russia
- 2010-11: UMMC Ekaterinburg, Russia
- 2009-10: Rivas Ecopolis, Spain
- 2008-09: Teo Vilnius, Lithuania

USA BASKETBALL HIGHLIGHTS:

- Named to the U.S. National Team at the conclusion of her collegiate career
- Spent the summer of 2007 with USA Basketball, leading the U21 World Championship team to a gold medal in Russia; averaged team highs of 5.6 ppg and 8.9 rpg, while with the U21 team, also serving as a team captain
- Selected the 2005 USA Basketball Female Athlete of the Year
- Tri-captain of the USA Under-19 World Championship team which went undefeated and won a gold medal at the 2005 FIBA U19 World Championship in Tunis, Tunisia, where she was named Most Valuable Player of the tournament; averaged a team-high 16.6 ppg and was second with 6.4 rpg, while shooting a team-best .780 from the floor during the championship
- Also helped USA win gold and a 5-0 record at the 2005 International Sports Invitational in San Diego, Calif., and a split in Hungary, averaging a team-leading 14.2 ppg and adding 6.3 rpg U19 squad was selected USA Basketball Team of the Year
- Invited to the USA Basketball Women's Junior World Championship team camp in the summer of 2004.

COLLEGE HIGHLIGHTS:

- Had her jersey number honored on the Terps' Senior Day on Feb. 24, 2008, the first-ever player at Maryland to have her number raised to the rafters while still active
- Maryland's all-time leading scorer and rebounder
- Is Maryland basketball's leading rebounder among men's and women's players
- The only Terp, men or women, with 2,000 points and 1,000 rebounds
- One of 27 players in NCAA history with 2,200 points and 1,200 rebounds
- Only Maryland women's player to score 2,000 points, and only one to grab 1,000 boards
- One of two players at Maryland all-time to reach the 1,000-rebound milestone, along with Len Elmore (1,053)
- Ranked fourth all-time in NCAA history in career field goal percentage and across all divisions in NCAA history
- Associated Press and USBWA All-American for the third-consecutive year and second time selected WBCA All-American
- 2008 ACC Player of the Year, Maryland's first since 1989
- One of only 10 players all-time in league history to be named first team all-conference three times
- Maryland's only four-time All-ACC Tournament pick, garnering a place on the second team for the second-straight year
- First team Senior CLASS All-American
- Earned All-American honors by Sports Illustrated, ESPN.com, CBSsportsline.com and Full Court Press
- Was named ACC Player of the Week a school-record three times
- Second in the league with 15 double-doubles
- Received preseason All-American nods from the AP, ESPN.com, Lindy's, Women's Basketball Magazine, CBSsportsline.com, Sporting News, Athlon's and Sports Illustrated
- Among ESPN.com's top five centers in the country
- ESPN The Magazine/CoSIDA Academic All-District 2 and second team All-American
- The ACC's Scholar Athlete for women's basketball, All-ACC Academic team and recipient of the Weaver-James-Corrigan Honorary Award, which is given to the student-athlete who plans to continue to play at the Olympic or professional level

PERSONAL:

- Full name is Crystal Allison Langhorne
- Daughter of Juel and Cryhten Langhorne
- Has an older sister Camille, and two brothers, Cryhten and Chris
- Oldest brother Cryhten was a four-year letterwinner in basketball at UMES, while Chris lettered at Texas State University

**CAREER HIGHS:**

| | |
|--------------------------------|---------------------------------|
| Points: 31 vs. Phoenix 6/27/10 | OR: 8 at New York 8/6/13 |
| FGM: 13 3 times | DR: 13 at New York 5/27/14 |
| FGA: 24 vs. Phoenix 8/28/11 | TR: 16 2 times |
| 3FGM: 1 6 times | AST: 5 3 times |
| 3FGA: 1 35 times | STL: 5 vs. Los Angeles 6/24/10 |
| FTM: 9 2 times | BLK: 2 6 times |
| FTA: 13 2 times | MIN: 45 vs. Los Angeles 8/23/11 |

CAREER REGULAR SEASON AVERAGES

| YEAR | TEAM | G | GS | MPG | FG% | 3P% | FT% | OFF | DEF | RPG | APG | SPG | BPG | TO | PF | PPG |
|--------|------|-----|-----|------|-------|-------|-------|-----|-----|-----|-----|-----|-----|------|------|------|
| 2008 | WAS | 34 | 6 | 15.6 | 0.624 | 0.000 | 0.549 | 1.6 | 2.4 | 4.0 | 0.4 | 0.4 | 0.2 | 1.06 | 1.59 | 4.8 |
| 2009 | WAS | 34 | 22 | 29.8 | 0.574 | 0.000 | 0.689 | 3.0 | 4.9 | 7.9 | 0.9 | 1.0 | 0.4 | 2.24 | 2.18 | 12.0 |
| 2010 | WAS | 34 | 34 | 34.1 | 0.589 | 0.167 | 0.772 | 2.9 | 6.8 | 9.7 | 1.1 | 0.9 | 0.2 | 2.65 | 2.18 | 16.3 |
| 2011 | WAS | 31 | 31 | 34.3 | 0.534 | 0.125 | 0.711 | 3.1 | 4.5 | 7.6 | 1.6 | 1.3 | 0.5 | 3.29 | 2.32 | 18.2 |
| 2012 | WAS | 31 | 31 | 32.2 | 0.562 | 0.125 | 0.641 | 2.4 | 3.8 | 6.3 | 1.4 | 1.5 | 0.1 | 2.42 | 2.10 | 14.7 |
| 2013 | WAS | 34 | 34 | 28.6 | 0.515 | 0.125 | 0.651 | 2.4 | 4.8 | 7.2 | 1.3 | 0.9 | 0.3 | 2.32 | 1.91 | 12.0 |
| 2014 | SEA | 34 | 34 | 28.9 | 0.571 | 0.667 | 0.658 | 1.7 | 5.8 | 7.4 | 1.0 | 0.6 | 0.4 | 2.00 | 2.24 | 12.9 |
| Career | | 232 | 192 | 29.0 | 0.560 | 0.171 | 0.683 | 2.4 | 4.7 | 7.2 | 1.1 | 0.9 | 0.3 | 2.27 | 2.07 | 12.9 |



HEIGHT: 5-7
 WEIGHT: 143
 BIRTHDATE: Dec. 12, 1986
 BIRTHPLACE: St. Ablans, WV
 HOMETOWN: St. Albans, WV
 COLLEGE: Connecticut
 HIGH SCHOOL: South Charleston (WV)
 WNBA EXPERIENCE: 6 Seasons
 DRAFTED BY: Minnesota, 2009, First Round (#4)
 HOW ACQUIRED: Acquired from CON with the 3rd & 15th picks in the 2015 Draft for Shekinna Stricklen and Camille Little on Jan. 28, 2015
 TWITTER HANDLE: @Da20one

CAREER HIGHLIGHTS:

- 2012 WNBA Sixth Woman of The Year Award winner
- Earned her first WNBA All-Star selection in 2011
- Named to 2009 adidas All-Rookie Team

2014 HIGHLIGHTS WITH CONNECTICUT:

- Averaged 6.7 points per game
- Scored a season-high 18 points on June 1 vs. Atlanta
- Dished out a season-high 7 assists vs. Minnesota on July 27

2013 HIGHLIGHTS WITH CONNECTICUT:

- Appeared in 23 games with 18 starts
- Missed 11 games with high ankle sprain suffered at Chicago (5/31)
- Led the Sun in assists (71)
- Recorded 500th career assist against New York (8/25)
- Made her 250th career three-pointer against Washington (9/6)
- Had 11 multiple three-point games, including three games with four threes
- Raised scoring average six points (3.7 to 9.7) in 14 games after returning from injury
- Averaged 11 points per game in that stretch
- Fourth on the team in scoring average (10.1 ppg)
- Scored a season-high 18 points twice

2012 HIGHLIGHTS WITH CONNECTICUT:

- WNBA Sixth Woman of The Year Award winner
- Came off the bench in all 34 games
- Ranked fourth in scoring, averaging 11.8 ppg
- Ranked second on the team with 47 made threes
- Led the Sun with 117 made free throws
- Ranked second with 89 assists
- Had a season-high 25 points against Phoenix (9/7)
- Scored in double figures 23 times
- Had a season-high 7 assists against Atlanta (9/23)
- Recorded her 400th career assist against Los Angeles (6/13)
- Made 27 of 48 three-point attempts (56.2 percent) during a 10-game span from 8/21-9/14
- Made a season-high four three-pointers against Tulsa (8/21)
- Made two free throws in the final 14 seconds to clinch a win at Seattle (9/16)
- Scored 10 points in the fourth quarter as the Sun rallied from 13 down to win at Chicago (7/13)
- Hit two three-pointers in the fourth quarter to help seal a 77-70 win at Washington (9/4)
- Made all seven free throws and scored nine points in the fourth quarter of another win at Chicago (8/28).
- Played in all five postseason games for the Sun, averaged 6.8 points and 3.4 rebounds, dished out a playoff career-best seven assists in win over Indiana on October 5th



2011 HIGHLIGHTS WITH CONNECTICUT:

- Continued to emerge as one of the top young point guards in the WNBA
- Started all 34 games for the first time in her career
- Earned her first WNBA All-Star selection
- Led the team with a career-high 167 assists
- Was second on the team in scoring average with a career-best 14.6 points per game
- Led the team in three-pointers for the second straight season with 61, the fourth-highest total in franchise history
- Led the Sun in assists 24 times
- Set new career highs for free throws, leading the Sun in makes (126) and attempts (152)
- Tied a WNBA record by making six threes without a miss at Chicago (6/23)
- Tied her own career-highs for made threes and points (33) in the same game
- Also had five made threes and 28 points at Phoenix (8/7)
- Had a career-high 10 assists against New York (7/19)
- Had single-game career-highs for made free throws (11) and free throw attempts (12)
- Tied her career-high with five steals at Indiana (6/25)
- Recorded her second career double-double with 13 points and 10 assists at New York (7/19)
- Ranked third in the WNBA in assist average (4.9)
- Scored in double figures 28 times in 34 games with five games of at least 20 points
- Had 27 games with at least one three, four with at least four threes

2010 HIGHLIGHTS WITH CONNECTICUT:

- Appeared in 34 games with 23 starts
- Led the team with a career-high 138 assists
- Second on the team with career-best 13.3 scoring average
- Made a team-high 66 threes, third most in franchise history
- Had career-best 33 points at Minnesota (8/3)
- Tied a franchise record with 13 made field goals at Minnesota (8/3)
- Established new single-game high for assists with 10 at Seattle (8/5)
- Set new single-game highs in 11 different statistical categories
- Reached double figures in 21 games
- Averaged 16.8 points over the last six games of the season
- Hit three-pointers in the closing seconds to force overtime twice, against New York (7/20) and at Minnesota (8/3)
- Had six threes against New York (7/20), four in the last 3:58 of regulation

2009 HIGHLIGHTS WITH MINNESOTA:

- Named to 2009 adidas All-Rookie Team
- Averaged 9.0 points, 2.1 assists and 1.9 rebounds per game as a rookie with Minnesota
- Ranked fifth among all WNBA rookies in scoring average, fourth in assists per game and fifth in steals per game
- Scored a career-high 24 points against Connecticut on August 7, 2009
- Also had a career-best nine made field goals in that game

OVERSEAS COMPETITION:

- 2014-15: Chevakata, Russia
- 2013-14: Tarsus Belediyesi, Turkey and Chevakata, Russia
- 2012-13: Nadezhda Orenburg, Russia
- 2011-12: Tarsus Belediyesi, Turkey
- 2010-11: Maccabi Ashdod, Israel,
- 2009-10: TEO Vilnius, Lithuania

USA BASKETBALL HIGHLIGHTS:

- Led the USA U-20 National Team to a gold medal during the summer prior to the start of the season at the FIBA U-20 Championship for Women in Mexico City



COLLEGE HIGHLIGHTS:

- Led Connecticut to a 138-11 record in her four-year career that included two trips to the NCAA Women's Final Four, four NCAA Regionals, four BIG EAST regular season titles and three BIG EAST Tournament crowns
- Registered 147 career starts, 139 of which were consecutive, the most by any player in UConn program history and the most nationally
- Left Connecticut as the only player in program history to rank in the top-10 in points (1,977), assists (626), steals (266) and three-pointers (251)
- Finished her four-year career at Connecticut third all-time in assists (626), fourth all-time in three-pointers made (251) and sixth on the alltime scoring list (1,977 points)
- 2009 Nancy Lieberman Award winner
- Established career-highs her senior year in scoring (16.5 ppg), assists (5.1 apg), field-goal accuracy (.448 percent) and three-point accuracy (.381 percent)
- Led Connecticut to a perfect 39-0 record, just the fifth perfect season in NCAA history
- Senior year culminated in a National Championship
- Inducted into the "Huskies of Honor" on Feb. 15, 2009, becoming the first "active" player and the 11th player overall to receive the honor
- Selected as an All-BIG EAST First Team choice for the third consecutive year
- 2008 State Farm First Team All-America as a junior
- 2008 Associated Press Third Team All-America choice
- Recorded 400th career assist vs. St. John's on Feb. 23, 2008
- Dropped a career-best 27 points while hitting seven 3-point field goals (tied for second-best single game effort in UConn history), while shooting 10-of-17 overall from the field in win over Cincinnati on January 19, 2008
- Appeared and started in all 36 games as the Huskies' point guard as a sophomore
- Tallied double-figure points in 29 games, including four 20-point plus scoring efforts that year
- Named first team All-BIG EAST as a sophomore
- Was a honorable mention Associated Press All-America
- Her team-leading 479 points in 2006-07 ranks as the eighth-highest scoring total ever by a UConn sophomore
- Her team-best 163 assists ranked as the second-best total posted by a UConn sophomore
- Named 2006 BIG EAST Freshman of the Year
- Tied the UConn freshman assist record with 123
- Started 35 of the Huskies 37 games at point guard
- Named to BIG EAST All- Freshman Team

PERSONAL:

- Born Renee Danielle Montgomery on December 2, 1986
- Parents are Ron and Bertlela Montgomery...Communications major
- Spent the 2009-10 offseason with ESPN as a color commentator during NCAA Women's Basketball games

CAREER HIGHS:

| | |
|--------------------------------|--------------------------------|
| Points: 33 2 times | OR: 3 vs. San Antonio 6/6/2010 |
| FGM: 13 @ Minnesota 8/3/2010 | DR: 7 @ New York 6/27/2010 |
| FGA: 29 @ Minnesota 8/3/2010 | TR: 7 @ New York 6/27/2010 |
| 3FGM: 6 2 times | AST: 10 2 times |
| 3FGA: 12 2 times | STL: 5 3 times |
| FTM: 11 @ Washington 6/16/2011 | BLK: 2 vs. Indiana 6/17/2014 |
| FTA: 12 @ Washington 6/16/2011 | MIN: 43 @ Chicago 6/23/2011 |

CAREER REGULAR SEASON AVERAGES

| YEAR | TEAM | G | GS | MPG | FG% | 3P% | FT% | OFF | DEF | RPG | APG | SPG | BPG | TO | PF | PPG |
|--------|------|-----|----|------|-------|-------|-------|-----|-----|-----|-----|-----|-----|------|------|------|
| 2009 | MIN | 34 | 9 | 22.5 | 0.408 | 0.347 | 0.833 | 0.4 | 1.5 | 1.9 | 2.1 | 0.7 | 0.3 | 1.94 | 1.09 | 9.0 |
| 2010 | CON | 34 | 23 | 27.6 | 0.401 | 0.349 | 0.855 | 0.4 | 1.8 | 2.2 | 4.1 | 1.4 | 0.1 | 2.29 | 1.97 | 13.3 |
| 2011 | CON | 34 | 34 | 29.1 | 0.400 | 0.384 | 0.829 | 0.4 | 1.8 | 2.1 | 4.9 | 1.4 | 0.1 | 2.62 | 1.35 | 14.6 |
| 2012 | CON | 34 | 0 | 24.0 | 0.348 | 0.364 | 0.848 | 0.2 | 1.6 | 1.9 | 2.6 | 1.0 | 0.1 | 2.24 | 1.53 | 11.6 |
| 2013 | CON | 23 | 18 | 27.2 | 0.365 | 0.327 | 0.897 | 0.3 | 1.5 | 1.8 | 3.1 | 0.8 | 0.0 | 2.43 | 1.70 | 10.1 |
| 2014 | CON | 33 | 0 | 16.2 | 0.373 | 0.330 | 0.775 | 0.2 | 0.6 | 0.8 | 2.4 | 0.6 | 0.1 | 1.33 | 1.21 | 6.7 |
| Career | | 192 | 84 | 24.3 | 0.384 | 0.353 | 0.840 | 0.3 | 1.5 | 1.8 | 3.2 | 1.0 | 0.1 | 2.13 | 1.46 | 11.0 |



HEIGHT: 6-1
 WEIGHT: 174
 BIRTHDATE: June 6, 1987
 BIRTHPLACE: Traralgon, Victoria, Australia
 HOMETOWN: Melbourne, Australia
 WNBA EXPERIENCE: 4 Seasons
 HOW ACQUIRED: Via trade with Los Angeles in exchange for a 2015
 2nd round draft pick
 TWITTER HANDLE: @JennaOHea

CAREER HIGHLIGHTS:

- In 2004, O'Hea was named WNBL Betty Watson Rookie of the Year while playing with the Australian Institute of Sport
- Earned her back-to-back selections to the WNBL's All-Star Five (2010-11 and 2009-10), which is analogous to the All-WNBA First Team

2014 HIGHLIGHTS WITH SEATTLE:

- Scored a season high 16 points at Los Angeles on Aug. 15
- Tied a then-career high with 15 points against Minnesota on June 27
- Suffered a broken toe in practice on May 27 in New York
- Following her return from a broken toe, O'Hea averaged 6.0 points per game and shot 65.2% from three (15.2% before the injury)
- On June 27 against Minnesota, O'Hea made a career-high 5 three pointers and since her return from her injury she has shot an 65.2% from the three-point line, before her injury she was only shooting 15% behind the arc.

2013 HIGHLIGHTS WITH LOS ANGELES:

- Shot 50% from the behind the arc on the season

2012 HIGHLIGHTS WITH LOS ANGELES:

- Played 8 games
- Scored a career-high 15 points vs. Minnesota on Sept. 4
- Missed the first 25 games of the season to train and play for the Australia National Team
- Played all four postseason games with the Sparks
- Averaged 2.3 points, 1.3 assists, 1.8 rebounds and 17.8 minutes.

2011 HIGHLIGHTS WITH LOS ANGELES:

- Averaged 4.8 points, 1.5 rebounds and 1.3 assists in 31 games as a rookie
- Ranked second in the WNBA in three-point field goal percentage at .444
- Four double-digit scoring efforts, including career-high 14 points on July 28 at Atlanta, shooting 5-of-7 from long-range
- First career double-double was 12-point, 11-rebound effort in July 17 win at San Antonio
- Made five consecutive starts beginning Aug. 18 vs. Indiana.

OVERSEAS COMPETITION:

- 2014-15: Montpellier, France
- 2013-14: Dandenong, Australia
- 2012-13: Dandenong, Australia
- 2011-12: Dandenong, Australia
- 2010-11: Bulleen, Australia
- 2009-10: Bulleen, Australia & Arras, France



AUSTRALIAN NATIONAL TEAM HIGHLIGHTS:

- Made her debut with the Senior National Team in 2009 and was named to the Opals' 2010 FIBA World Championship squad
- Over nine tournament games in Spain she averaged 5.9 points, 2.8 rebounds and 1.4 assists en route to Australia's fifth-place finish
- Scored six points in 22 minutes in a group stage loss to the United States on Sept. 29, 2010
- In a pre-World Championships exhibition win over the Americans 12 days earlier she poured in a game-high 24 points
- Led the Australian U-20 Sapphires in scoring at the 2007 World Championship, averaging 16.5 points per game which was also fourth best in the tournament

CAREER HIGHS:

| | |
|------------------------------------|----------------------------------|
| Points: 16 @ Los Angeles 8/15/2014 | OR: 3 3 Times |
| FGM: 6 @ Los Angeles 8/15/2014 | DR: 8 vs. San Antonio 7/18/2011 |
| FGA: 11 @ Los Angeles 8/15/2014 | TR: 11 vs. San Antonio 7/18/2011 |
| 3FGM: 5 vs. Minnesota 6/27/2014 | AST: 5 2 Times |
| 3FGA: 6 2 Times | STL: 3 2 Times |
| FTM: 3 2 Times | BLK: 2 3 Times |
| FTA: 5 @ Minnesota 8/20/2011 | MIN: 31 @ Los Angeles 8/15/2014 |

CAREER REGULAR SEASON AVERAGES

| YEAR | TEAM | G | GS | MPG | FG% | 3P% | FT% | OFF | DEF | RPG | APG | SPG | BPG | TO | PF | PPG |
|--------|------|----|----|------|-------|-------|-------|-----|-----|-----|-----|-----|-----|------|------|-----|
| 2011 | LAS | 31 | 5 | 16.4 | 0.434 | 0.444 | 0.786 | 0.5 | 1.0 | 1.5 | 1.3 | 0.4 | 0.2 | 0.84 | 1.48 | 4.8 |
| 2012 | LAS | 8 | 0 | 18.0 | 0.520 | 0.500 | 0.714 | 1.0 | 1.5 | 2.5 | 2.0 | 0.4 | 0.1 | 0.75 | 1.75 | 4.8 |
| 2013 | LAS | 29 | 0 | 13.7 | 0.438 | 0.500 | 0.667 | 0.4 | 1.3 | 1.7 | 1.1 | 0.3 | 0.2 | 0.59 | 1.31 | 3.0 |
| 2014 | SEA | 29 | 0 | 13.4 | 0.436 | 0.403 | 0.900 | 0.5 | 0.8 | 1.3 | 1.0 | 0.4 | 0.3 | 0.83 | 1.69 | 4.8 |
| Career | | 97 | 5 | 14.8 | 0.442 | 0.444 | 0.767 | 0.5 | 1.1 | 1.6 | 1.2 | 0.4 | 0.2 | 0.75 | 1.52 | 4.2 |



adidas



SEATTLE

15

boost
mobile





HEIGHT: 6-1
 BIRTHDATE: Oct. 8, 1992
 BIRTHPLACE: Austin, TX
 HOMETOWN: Pflugerville, TX
 COLLEGE: Texas
 HIGH SCHOOL: Pflugerville HS (TX)
 WNBA EXPERIENCE: Rookie
 DRAFTED BY: Seattle, 2015, Third Round (#26)
 TWITTER HANDLE: @NnekaE_3

CAREER HIGHLIGHTS:

- Drafted #26 overall (third round) to Seattle in the 2015 WNBA Draft
- Sat out entire 2015 WNBA season while recovering from ACL injury sustained midway through her senior year at Texas

COLLEGE HIGHLIGHTS:

- 2014-2015: At the time of a season ending injury she led the Big 12 in rebounds (10.6 rpg), double-doubles (9), and rebounds during Big 12-only games (66).
- 2014-2015: ninth in total rebounds (899) and 30th in total points (1,116). Was on pace to become the fifth Longhorn to record 1,000 points and 1,000 rebounds.
- 2013-14: All-Big 12 First Team
- 2013-2014: ranked second in Big 12 in rebounding, tied for third in double-doubles (8), and 5th in FG percentage
- 2012-2013: Led the team in total points (377), field goals made (141), free throws made and attempted (92-134 FT), and total offensive rebounds (109)
- Co-lead the team in rebounds per game (9.4).

PERSONAL:

- Born Nneka Nkemjika Enemkpali on Oct. 8, 1992 in Austin, Texas
- Name translates to “mother is greater” in her ancestral native language of Igbo.
- Daughter of Chinedu and Justina Enemkpali
- Has three siblings - Chinelo, Ikemefuna and Osi
- Brother Ikemefuna, or IK, was selected by the New York Jets in the sixth round of the 2014 NFL Draft out of Louisiana Tech



HEIGHT: 5-10
 WEIGHT: 148
 BIRTHDATE: Oct. 5, 1993
 BIRTHPLACE: Lincolnwood, IL
 HOMETOWN: Lincolnwood, IL
 COLLEGE: Notre Dame
 HIGH SCHOOL: Niles West (IL)
 WNBA EXPERIENCE: Rookie
 DRAFTED BY: Seattle, 2015, First Round (#1)
 TWITTER HANDLE: @jloyd32

CAREER HIGHLIGHTS:

- Drafted #1 overall to Seattle in the 2015 WNBA Draft
- Declared her intention to enter the WNBA Draft a year early, forgoing her senior season and final year of eligibility at Notre Dame

USA BASKETBALL HIGHLIGHTS:

- Member of the USA 3x3 World Championship Team that went 9-0 and won the gold in Moscow, Russia. Loyd was the second-leading scorer among all players in the 24-team tournament (7.3 ppg), and added a bronze in the individual skills competition at the event.
- Member of 2010 USA Basketball U17 World Championship Team that went 8-0 and won the gold medal at the inaugural FIBA U17 World Championships in Toulouse, France
- Also participated in 2009 USA Basketball U17 National Team Trials

COLLEGE HIGHLIGHTS:

- 2014-15 espnW National Player of the Year
- 2014-15 AP All-American (First team, unanimous)
- 2014-15 John R. Wooden Award finalist
- 2013-14 AP All-American (Second team)
- 2012-13 USBWA National Freshman of the Year
- 2012-13 BIG EAST Freshman of the Year
- Became fifth consensus first-team All-America selection in Fighting Irish women's basketball history
- Named 2014-15 espnW National Player of the Year, first Notre Dame player to earn a POY award since Ruth Riley in 2001
- Finished second in media voting, five votes behind UConn's Breanna Stewart, for 2014-15 AP National Player of the Year
- Her 772 points during the 2014-15 season were just four points shy of the single-season school record (776) set by Katryna Gaither in 1996-97.
- In her junior year, tied the single-season program record with twenty 20-point games (set by Gaither in 1996-97), which were the most in the ACC this year
- In her junior season, scored 30+ points four times (also most in the ACC), a single-season Notre Dame record, including 31 against No. 3 UConn on December 6 and a record-tying 41 points against No. 25 DePaul on December 10
- Set Notre Dame record for most combined points by a player in first two seasons (1,137), a mark previously held by Skylar Diggins, who scored 1,069 points from 2009-11
- Named ACC Tournament MVP in her sophomore season, first Notre Dame sophomore to be named conference tournament MVP since Krissi Davis in 1989
- Became third Notre Dame player to reach 1,000 points as a sophomore

PERSONAL:

- Daughter of Gwendolyn Davis-Loyd and Calvin Loyd
- One of 15 players from the state of Illinois to play for Notre Dame
- Older brother, Jarryd, played pro basketball overseas
- Enjoys playing tennis, piano, cooking and watching soccer



HEIGHT: 6-7
 WEIGHT: 194
 BIRTHDATE: March 2, 1992
 BIRTHPLACE: Omaha, NE
 HOMETOWN: Omaha, NE
 COLLEGE: Oral Roberts (Florida, Oklahoma St.)
 HIGH SCHOOL: Marian HS (NE)
 WNBA EXPERIENCE: Rookie
 DRAFTED BY: Seattle, 2015, Second Round (#20)
 TWITTER HANDLE: @VickyMcIntyre34

CAREER HIGHLIGHTS:

- Drafted #20 overall (second round) to Seattle in the 2015 WNBA Draft

COLLEGE HIGHLIGHTS:

- Set ORU and Summit League single-season (536) and single-game (27) record for rebounds as she added 22 points against Austin Peay on 11/29/14
- In 2014-15, finished one of the most prolific defensive seasons in NCAA history with 536 rebounds ranking second only behind Courtney Paris' 539 rebounds during the 2006 season
- In 2014-15, recorded 160 blocks (7th all-time on the NCAA single-season blocks list); also set the single-game record (12) at ORU and in the Summit League
- Posted 14 straight double-doubles from Jan. 24-March 23, 2015 which ranks 13th best in NCAA history while also accumulating 27 double-doubles during the season which ranks 12th most on the NCAA single-season list
- Recorded first ORU triple-double since 1995 with 14 points, 16 rebounds, 10 blocks against Grand Canyon and posted her second of the season and first ever in a Summit League tournament game against South Dakota State (3/9/15) with 20 points, 18 rebounds and 12 blocks in the tournament semifinals
- Led the nation in rebounds (15.8 rpg) and was second in blocks per game with 4.7, setting ORU and Summit League single-season marks in 2014-15. In addition she was 2nd in double-doubles.
- Played for Oklahoma State freshman and sophomore years, 2010-12, junior season at Florida (2012-13), and senior season at Oral Roberts (2014-2015)
- Ended her career with 1,144 points, 955 rebounds and 306 blocks (8.9 ppg and 7.4 rpg)

PERSONAL:

- Daughter of Larry and Pamela McIntyre
- Graduated from the University of Florida in December of 2013
- Has one sister, Amanda



HEIGHT: 5-11
 WEIGHT: 180
 BIRTHDATE: Nov. 3, 1993
 BIRTHPLACE: Pomona, CA
 HOMETOWN: Anaheim Hills, CA
 COLLEGE: Connecticut
 HIGH SCHOOL: Mater Dei HS (CA)
 WNBA EXPERIENCE: Rookie
 DRAFTED BY: Seattle, 2015, First Round (#3)
 TWITTER HANDLE: @kaleena_23

CAREER HIGHLIGHTS:

- Drafted #3 overall to Seattle in the 2015 WNBA Draft

USA BASKETBALL:

- 2013 World University Games (Gold Medal)
- 2011 U19 National Team (Gold Medal)
- 2010 U17 National Team (Gold Medal)
- 2009 U16 National Team (Gold Medal)

COLLEGE HIGHLIGHTS:

- NCAA all-time leader in three-pointers made, with 398
- Won 3 NCAA Championships at UConn (2013, 2014, 2015)
- 2014-15 AP All-American (Second Team)
- 2014-15 American Athletic Conference First Team
- 2014-15 American Athletic Conference Championship Most Outstanding Player
- 2015 All-NCAA Tournament Team
- 2014 All-NCAA Tournament Team
- 2013-14 Associated Press Honorable Mention All-American
- 2013 All-NCAA Tournament Team
- 2011-12 BIG EAST Tournament Most Outstanding Player
- 2011-12 BIG EAST Freshman of the Year
- 2011-12 BIG EAST Sixth Man of the Year
- Only the fifth UConn sophomore to be selected to the WBCA All-America Team
- 2013-2014 First triple-double by a Husky in NCAA Tournament play
- 2013-2014 Lincoln Regional MOP and spots on the All-NCAA Tournament and All-American Conference Tournament teams.

PERSONAL:

- Mother is Sundy Ali and stepfather is Khairi Ali
- Pre-communications major at Connecticut
- Started playing basketball in the third grade





HEIGHT: 5-7
WEIGHT: 152
BIRTHDATE: Dec. 15, 1993
BIRTHPLACE: San Jose, CA
HOMETOWN: San Jose, CA
COLLEGE: Washington
HIGH SCHOOL: Valley Christian HS (CA)
WNBA EXPERIENCE: Rookie
HOW ACQUIRED: Signed as a free agent on April 21, 2015
TWITTER HANDLE: @JDuw_32

CAREER HIGHLIGHTS:


- Signed a training camp contract with Seattle on April 21, 2015

COLLEGE HIGHLIGHTS:

- Became the first four-time All-Pac-12 player in UW history
- Finished her collegiate career as Washington's all-time leading scorer and sixth in Pac-12 history (2,277 points)
- UW All-Time leader in points, 3FG & FT made, FG, 3FG, FT attempted
- Four-time All-Pac-12 First Team (2012, 2013, 2014, 2015)
- Pac-12 Freshman of the Year (2012)
- FullCourt.com Second Team Freshman All-America (2012)

PERSONAL:

- Mother is Easter Fuamatagi Davis, father is Oliver Clarence Davis
- Older sister, Janora (30), and younger brother, Oliver III (18)
- Second degree black belt in karate
- Lists *The Grinch* as her favorite movie
- Loves music and plays the piano, trumpet and the ukelele
- Started playing basketball at three years old



HEIGHT: 6-1
 WEIGHT: 180
 BIRTHDATE: Aug. 10, 1983
 BIRTHPLACE: Lakewood, CA
 HOMETOWN: Santa Ana, CA
 COLLEGE: University of California, Santa Barbara
 HIGH SCHOOL: Foothill HS (CA)
 WNBA EXPERIENCE: 6 years
 HOW ACQUIRED: Signed as a free agent on May 14, 2015
 TWITTER HANDLE: @dreamingtree44

CAREER HIGHLIGHTS:

- 11th overall pick by Minnesota in the 2005 draft
- Played 41 minutes against Houston on 8/4/2006
- Scored 19 points 3 times in WNBA career

2005 HIGHLIGHTS WITH MINNESOTA:

- Averaged 3 points and 7.7 minutes per game

2006 HIGHLIGHTS WITH MINNESOTA:

- Started in 33 games
- Averaged 7.4 points, 3.4 rebounds, 27.1 minutes, and shot 37.5% from the field
- Second on the Lynx in assists (94), 4th in the league

2007 HIGHLIGHTS WITH MINNESOTA:

- Played in 34 games
- Started in 17 games
- Averaged 7.6 points, 3.6 rebounds, 1.3 assists, and 25.9 minutes

2008 HIGHLIGHTS WITH INDIANA:

- Averaged six minutes per game

2008 HIGHLIGHTS WITH ATLANTA:

- Traded to Atlanta from Indiana midway through the 2008 season

2009 HIGHLIGHTS WITH WASHINGTON:

- Appeared in 16 games

2010 HIGHLIGHTS WITH MINNESOTA:

- Appeared in five games
- Averaged three minutes per game

USA BASKETBALL:

- Member of the USA Basketball Women's Senior National Team during its 2006 Spring Tour
- (2003-2004) Big West Conference Player of the Year
- (2003-2004) All-Big West First Team



OVERSEAS COMPETITION:

- 2014-2015: CAB Madeira, Portugal
- 2013-2014: Toulouse, France
- 2011-2012: Montpellier, France
- 2010-2011: Montpellier, France and Charleville, France
- 2009-2010: Cesis, Latvia
- 2007-2008: Tarbes, France
- 2005-2006: Mann Filter Zaragoza, Spain

COLLEGE HIGHLIGHTS:

- (2001-2002) Big West Conference Freshman of the Year
- (2001-2002) Scored 401 points, the second-most ever by a UCSB freshman
- (2002-2003) The fifth player in school history to earn First Team All-Big West honors as a sophomore
- (2002-2003) All-Big West Tournament team
- (2003-2004) Associated Press All-American Honorable Mention

PERSONAL:

- The daughter of Kathy Deeds and Gene Mann
- Has two brothers - Mac and Guy and one sister, Payton
- Majored in women's studies
- Plays the guitar in her spare time
- Enjoys comedy movies

CAREER HIGHS:

| | |
|-----------------------------------|-------------------------------|
| Points: 19 (3 times) | OR: 4 @ Connecticut 7/17/2007 |
| FGM: 8 (2 times) | DR: 7 (2 times) |
| FGA: 13 (3 times) | TR: 9 (2 times) |
| 3FGM: 4 (3 times) | AST: 8 vs Houston 6/11/2006 |
| 3FGA: 7 vs. Los Angeles 6/16/2007 | STL: 3 (5 times) |
| FTM: 4 (2 times) | BLK: 2 (2 times) |
| FTA: 5 vs. Detroit 8/16/2007 | MIN: 41 vs. Houston 8/4/2006 |

CAREER REGULAR SEASON AVERAGES

| YEAR | TEAM | G | GS | MPG | FG% | 3P% | FT% | OFF | DEF | RPG | APG | SPG | BPG | TO | PF | PPG |
|--------|------|-----|----|------|------|------|------|------|------|------|------|------|------|------|------|-----|
| 2005 | MIN | 24 | 0 | 7.7 | .500 | 0 | .688 | .500 | 1.00 | 1.50 | .500 | .300 | 0 | .290 | .670 | 3.0 |
| 2006 | MIN | 33 | 33 | 27.1 | .387 | .375 | .735 | .720 | 2.7 | 3.4 | 2.8 | .600 | .200 | 1.52 | 2.15 | 7.4 |
| 2007 | MIN | 34 | 16 | 25.9 | .375 | .349 | .784 | 1.1 | 2.4 | 3.6 | 1.3 | .900 | .200 | .790 | 2.38 | 7.6 |
| 2008 | IND | 5 | 0 | 6.2 | .250 | 0 | 0 | .200 | .600 | .800 | .200 | .200 | .200 | .200 | 0 | 0.4 |
| 2008 | ATL | 13 | 8 | 17.2 | .409 | .500 | 1 | .700 | .800 | 1.5 | 1.1 | .600 | .300 | 1.08 | 1.77 | 3.5 |
| 2009 | WAS | 16 | 0 | 5.9 | .357 | .222 | 1 | .100 | .800 | .900 | .400 | .200 | 0 | .190 | .560 | 1.6 |
| 2010 | MIN | 5 | 0 | 3.0 | .167 | .250 | 0 | 0 | 0 | 0 | 0 | 0 | 0 | 0 | 0 | .60 |
| Career | | 130 | 57 | 17.9 | .390 | .339 | .763 | .700 | 1.7 | 2.4 | 1.3 | .500 | .200 | .780 | 1.54 | 5.0 |



HEIGHT: 5-9
 WEIGHT: 140
 BIRTHDATE: Jan. 25, 1992
 BIRTHPLACE: Fayetteville, N.C
 COLLEGE: Tennessee
 HIGH SCHOOL: Byron P. Steele (TX)
 WNBA EXPERIENCE: 1 Year
 DRAFTED BY: New York, 2014, Third Round (#26)
 HOW ACQUIRED: Signed as a free agent on Feb. 20, 2015
 TWITTER HANDLE: @AnointedOne10

CAREER HIGHLIGHTS:

- Signed as a free agent with the Storm on Feb. 20, 2015.
- Nicknamed "Speedy" and called "one of the fastest players I've ever coached" by legendary coach Pat Summitt.

2014 HIGHLIGHTS WITH NEW YORK:

- Played in three preseason games with the Liberty before being waived on May 12, 2014
- Averaged 2.7 points per game and 1.3 rebounds per game in 3 preseason games

OVERSEAS COMPETITION:

- 2014-15: ICIM Arad, Romania

COLLEGE HIGHLIGHTS:

- Finished her Lady Vol career with 2,064 points, becoming just the fifth Lady Vol in UT history to reach the 2,000-point plateau. She joined the ranks of Holdsclaw, Gordon, Parker and Catchings
- Associated Press Honorable Mention All-American - 2014, 2011
- Associated Press Third Team All-American - 2013, Associated Press Second Team All-SEC - 2011
- Associated Press SEC Newcomer of the Year - 2011
- Started 127 of 143 career games, ranking fifth and fourth in those categories at UT
- Career scoring average of 14.4 ranks her No. 9 all-time at Tennessee.

PERSONAL:

- Full name is Meighan Sharee Simmons
- Parents are Wayne and Karolyn Simmons
- Has two sisters, Tawanda Perry and Tynessa, and four brothers, Wayne, Erin, Ryan and Matthew
- Brother Ryan plays football at Oklahoma State
- Cousin of NFL linebackers Aaron Curry and Eric Barton
- Earned a B.A. in psychology in August 2014
- Recipient of the Landauer & Schmidt Winner's Circle Scholarship and the Elinor F. Reed Women's Basketball-Scholarship Endowment



HEIGHT: 6-3
WEIGHT: 176
BIRTHDATE: June 11, 1991
BIRTHPLACE: Kita-Ku, Tokyo, Japan
HOMETOWN: Kashiwa, Chiba, Japan
HIGH SCHOOL: Ohka Gakuen HS
WNBA EXPERIENCE: Rookie
HOW ACQUIRED: Signed as a free agent on April 6, 2015
PRONUNCIATION: Rah-Moo Toe-Kaush-ki
TWITTER HANDLE: @TOKASHIKI_10

CAREER HIGHLIGHTS:

- Tokashiki led the WJBL in scoring (18 points per game) and averaged 11.5 rebounds and 2.1 blocks this season. She was named the regular-season MVP for the third time

NATIONAL TEAM EXPERIENCE:

- 2013: Chinese National Team
- 2013: Thai National Team
- 2011: Japanese National Team
- 2008: Chinese National Team

PERSONAL:

- Goes by 'Taku' pronounced "TOK"
- Working on learning the English language
- Loves to listen to music





Back row (L-R): Athletic Trainer Tom Spencer, Assistant Coach Shaquala Williams, Alysha Clark, Nicole Powell, Waltiea Rolle, Angel Robinson, Jenna O'Hea, Shekinna Stricklen, Strength & Conditioning Coach Susan Borchardt, Equipment Manager Kayce Kirihara, Basketball Operations Manager Preston Fawcett
 Front row (L-R): Associate Head Coach Jenny Boucek, Crystal Langhorne, Noelle Quinn, Tanisha Wright, Sue Bird, Temeka Johnson, Camille Little, Head Coach & General Manager Brian Agler

| | RECORD | HOME | ROAD | OT |
|---------|---------------|-------------|-------------|-----------|
| Overall | 12-22 | 8- 9 | 4-13 | 1- 2 |
| EASTERN | 5- 7 | 3- 3 | 2- 4 | 1- 1 |
| WESTERN | 7-15 | 5- 6 | 2- 9 | 0- 1 |

| BY MONTH | RECORD | HOME | ROAD | OT |
|-----------------|---------------|-------------|-------------|-----------|
| May | 1-5 | 0-1 | 1-4 | 0-0 |
| June | 6-6 | 4-1 | 2-5 | 1-1 |
| July | 2-9 | 1-6 | 1-3 | 0-1 |
| August | 3-2 | 3-1 | 0-1 | 0-0 |

| | 70+ | <70 |
|---------|------------|---------------|
| Offense | 10-6 | 2-16 |
| Defense | 5-21 | 7-1 |

OVERALL STREAKS

Longest Win: 3
 Longest Loss: 7
 Last win: 8/10/14 vs. Tulsa, 74-68
 Last loss: 8/17/14 vs. Phoenix, 65-78

HOME STREAKS

Longest Win: 3
 Longest Loss: 5

ROAD STREAKS

Longest Win: 1
 Longest Loss: 4

TEAM BOX SCORE



2014 TEAM BOX SCORE

| PLAYER | G | GS | MIN | FG-A | PCT | 3FG-A | 3PCT | FT-A | PCT | OR | DR | REB | AST | PF | DQ | STL | TO | BLK | PTS | AVG |
|-----------|----|------|------|----------|------|---------|------|---------|-------|-----|-----|------|-----|-----|----|-----|-----|-----|------|------|
| Little | 33 | 33 | 1017 | 146-326 | .448 | 27-80 | .338 | 106-133 | .797 | 40 | 103 | 143 | 53 | 84 | 2 | 34 | 80 | 14 | 425 | 12.9 |
| Langhorne | 34 | 34 | 983 | 180-315 | .571 | 2-3 | .667 | 75-114 | .658 | 57 | 196 | 253 | 34 | 76 | 0 | 21 | 68 | 12 | 437 | 12.9 |
| Bird | 33 | 33 | 963 | 129-334 | .386 | 39-113 | .345 | 54-65 | .831 | 6 | 66 | 72 | 133 | 32 | 0 | 26 | 75 | 1 | 351 | 10.6 |
| Wright | 29 | 29 | 740 | 80-192 | .417 | 5-18 | .278 | 66-83 | .795 | 14 | 54 | 68 | 103 | 75 | 1 | 27 | 61 | 4 | 231 | 8.0 |
| Stricklen | 33 | 10 | 578 | 86-200 | .430 | 47-122 | .385 | 19-26 | .731 | 9 | 60 | 69 | 23 | 65 | 0 | 20 | 27 | 3 | 238 | 7.2 |
| Johnson | 34 | 3 | 578 | 73-202 | .361 | 17-50 | .340 | 35-38 | .921 | 8 | 64 | 72 | 110 | 41 | 0 | 24 | 53 | 2 | 198 | 5.8 |
| O'Hea | 29 | 0 | 389 | 51-117 | .436 | 29-72 | .403 | 9-10 | .900 | 14 | 24 | 38 | 30 | 49 | 0 | 12 | 24 | 9 | 140 | 4.8 |
| Clark | 34 | 22 | 561 | 56-125 | .448 | 14-57 | .246 | 16-23 | .696 | 26 | 47 | 73 | 20 | 64 | 0 | 16 | 24 | 10 | 142 | 4.2 |
| Quinn | 32 | 5 | 483 | 46-121 | .380 | 8-31 | .258 | 22-25 | .880 | 14 | 66 | 80 | 43 | 27 | 0 | 17 | 18 | 3 | 122 | 3.8 |
| Rolle | 6 | 0 | 66 | 7-10 | .700 | 0-0 | --- | 2-2 | 1.000 | 5 | 14 | 19 | 2 | 5 | 0 | 2 | 2 | 0 | 16 | 2.7 |
| Robinson | 25 | 1 | 179 | 23-40 | .575 | 0-0 | --- | 8-10 | .800 | 11 | 25 | 36 | 7 | 32 | 0 | 6 | 19 | 8 | 54 | 2.2 |
| Powell | 26 | 0 | 339 | 18-69 | .261 | 13-52 | .250 | 7-9 | .778 | 12 | 35 | 47 | 7 | 39 | 0 | 20 | 11 | 3 | 56 | 2.2 |
| STORM | 34 | 6875 | | 895-2051 | .436 | 201-598 | .336 | 419-538 | .779 | 216 | 754 | 970 | 565 | 589 | 3 | 225 | 498 | 69 | 2410 | 70.9 |
| OPPONENTS | 34 | 6875 | | 979-2142 | .457 | 144-440 | .327 | 459-576 | .797 | 281 | 825 | 1106 | 559 | 560 | 3 | 269 | 447 | 114 | 2561 | 75.3 |

SINGLE GAME HIGHS

AVERAGE PER GAME

| PLAYER | MIN | REB | AST | STL | TO | BLK | PTS | MIN | REB | AST | STL | TO | BLK | PTS |
|-----------|-----|-----|-----|-----|----|-----|-----|-------|------|------|-----|------|------|------|
| Bird | 43 | 5 | 10 | 3 | 5 | 1 | 23 | 29.2 | 2.2 | 4.0 | 0.7 | 2.2 | 0.03 | 10.6 |
| Clark | 27 | 6 | 2 | 2 | 3 | 4 | 8 | 16.5 | 2.1 | 0.6 | 0.4 | 0.7 | 0.2 | 4.2 |
| Johnson | 33 | 10 | 11 | 3 | 4 | 1 | 16 | 17.0 | 2.1 | 3.2 | 0.7 | 1.5 | 0.06 | 5.8 |
| Langhorne | 41 | 15 | 4 | 4 | 5 | 2 | 27 | 28.9 | 7.4 | 1.0 | 0.6 | 2.0 | 0.3 | 12.9 |
| Little | 41 | 13 | 6 | 4 | 5 | 2 | 31 | 30.8 | 4.3 | 1.6 | 1.0 | 2.4 | 0.4 | 12.9 |
| O'Hea | 31 | 3 | 4 | 3 | 3 | 2 | 16 | 13.4 | 1.3 | 1.0 | 0.4 | 0.8 | 0.3 | 4.8 |
| Powell | 27 | 5 | 2 | 3 | 1 | 1 | 8 | 13.0 | 1.8 | 0.3 | 0.7 | 0.4 | 0.1 | 2.2 |
| Quinn | 29 | 11 | 9 | 4 | 4 | 1 | 11 | 15.1 | 2.5 | 1.3 | 0.5 | 0.5 | 0.09 | 3.8 |
| Robinson | 24 | 6 | 2 | 2 | 3 | 2 | 10 | 7.1 | 1.4 | 0.3 | 0.2 | 0.7 | 0.3 | 2.2 |
| Rolle | 31 | 10 | 1 | 1 | 2 | 0 | 10 | 11.1 | 3.2 | 0.3 | 0.3 | 0.3 | 0.0 | 2.7 |
| Stricklen | 34 | 6 | 5 | 3 | 3 | 1 | 20 | 17.5 | 2.1 | 0.7 | 0.6 | 0.8 | 0.09 | 7.2 |
| Wright | 39 | 5 | 11 | 3 | 4 | 1 | 24 | 25.5 | 2.3 | 3.6 | 0.9 | 2.1 | 0.1 | 8.0 |
| STORM | 225 | 39 | 25 | 12 | 23 | 6 | 89 | 202.2 | 28.5 | 16.6 | 6.6 | 14.6 | 2.0 | 70.9 |
| OPPONENTS | 225 | 46 | 22 | 15 | 20 | 8 | 89 | 202.2 | 32.5 | 16.4 | 7.9 | 13.2 | 3.4 | 75.3 |

2014 SEASON NOTES

- Finished season 12-22, fifth in West, DNQ
- Sue Bird surpassed the 2,000 career assists mark on June 19 against San Antonio
- Tanisha Wright dished out her 1,000th career assist on August 10 against Tulsa, becoming the second player to do so in franchise history alongside Bird. Wright also grabbed her 900th career rebound in the contest against Tulsa.
- Temeka Johnson recorded the first ever triple-double in franchise history on July 24 against New York, becoming only the fifth player in league history to do so.
- WNBA GM's voted Seattle as "Best Home Court Advantage" for the fifth straight year. Since the league added the category to the GM survey in 2009, Seattle has won the award every year.
- June was a milestone month for Sue Bird. On June 19, Bird reached 2,000 career assists against San Antonio. Then, on June 29, Bird grabbed her 1,000th career rebound at Minnesota.

GAME BY GAME RESULTS



2014 GAME BY GAME RESULTS

| DATE | OPPONENT | RESULT | HOME | ROAD | TOTAL | Top Scorer | Top Rebounder | Top Assists | Atten. |
|---------------|----------------|--------------|------|------|-------|--------------------------------------|--------------------------|----------------------|--------|
| MAY | | | | | | | | | |
| 16 | LOS ANGELES | L 69- 80 | 0-1 | 0-0 | 0-1 | O'Hea-12 | Langhorne-9 | Johnson-6 | 8,749 |
| 17 | at Phoenix | L 64- 81 | 0-1 | 0-1 | 0-2 | Little-14 | Little-7 | Bird-3 | 10,20 |
| 23 | at Connecticut | L 59- 71 | 0-1 | 0-2 | 0-3 | Langhorne-15 | Langhorne-7 | Johnson-3 Bird-4 | 6,573 |
| 24 | at Washington | W 73- 65 | 0-1 | 1-2 | 1-3 | Bird-16 | Langhorne-14 | Bird-5 | 5,847 |
| 27 | at New York | L 64- 70 | 0-1 | 1-3 | 1-4 | Bird-21 | Langhorne-15 | Wright-6 | 7,259 |
| 30 | at Atlanta | L 69- 80 | 0-1 | 1-4 | 1-5 | Langhorne-21 | Langhorne-11 | Wright-6 | 5,486 |
| JUNE | | | | | | | | | |
| 1 | TULSA | W 62-60 | 1-1 | 1-4 | 2-5 | Langhorne-23 | Langhorne-8 | Wright-5 | 6,128 |
| 3 | at Phoenix | L 72- 87 | 1-1 | 1-5 | 2-6 | Langhorne-27 | Langhorne-8 | Wright-7 | 8,206 |
| 6 | MINNESOTA | W 65- 62 | 2-1 | 1-5 | 3-6 | Wright-13 Langhorne-13 | Langhorne-8 | Bird-10 | 6,836 |
| 10 | at Chicago | W 80- 76 | 2-1 | 2-5 | 4-6 | Wright-17 | Langhorne-10 | Bird-6 | 3,958 |
| 11 | at Indiana | L 68- 76 | 2-1 | 2-6 | 4-7 | Little-17 | Langhorne-5 | Bird-5 | 7,925 |
| 13 | at San Antonio | W 79- 72 | 2-1 | 3-6 | 5-7 | Wright-13 Little-13 Johnson-13 | Langhorne-9 | Johnson-7 | 5,012 |
| 15 | at Tulsa | L 79- 85 | 2-1 | 3-7 | 5-8 | Wright-24 | Langhorne-7 | Johnson-6 | 4,141 |
| 19 | SAN ANTONIO | L 82- 87(OT) | 2-2 | 3-7 | 5-9 | Bird-23 | Little-9 Langhorne-9 | Bird-9 | 5,376 |
| 22 | WASHINGTON | W 89- 86(OT) | 3-2 | 3-7 | 6-9 | Little-22 | Quinn-11 | Quinn-7 | 5,421 |
| 24 | at Los Angeles | L 57- 65 | 3-2 | 3-8 | 6-10 | Johnson-11 | Langhorne-7 | Johnson-5 | 8,593 |
| 27 | MINNESOTA | W 81- 71 | 4-2 | 3-8 | 7-10 | Little-31 | Quinn-9 | Bird-9 | 6,547 |
| 29 | at Minnesota | L 69- 74 | 4-2 | 3-9 | 7-11 | Bird-21 | Langhorne-8 Quinn-8 | Bird-7 | 8,814 |
| JULY | | | | | | | | | |
| 3 | LOS ANGELES | L 56- 70 | 4-3 | 3-9 | 7-12 | Langhorne-19 | Langhorne-8 | Bird-3 | 5,288 |
| 5 | CHICAGO | W 80- 73 | 5-3 | 3-9 | 8-12 | Bird-19 Langhorne-19 | Langhorne-8 | Wright-1 | 6,387 |
| 9 | atPhoenix | L 58- 78 | 5-3 | 3-10 | 8-13 | Robinson-10 | Langhorne-10 | Stricklen-5 | 9,155 |
| 11 | at San Antonio | W 88- 67 | 5-3 | 4-10 | 9-13 | Stricklen-19 | Stricklen-6 Clark-6 | Johnson-8 | 12,117 |
| 13 | at Minnesota | L 60- 77 | 5-3 | 4-11 | 9-14 | Little-17 | Langhorne-8 | Johnson-4 | 9,114 |
| 15 | CONNECTICUT | L 63- 86 | 5-4 | 4-11 | 9-15 | Little-14 | Langhorne-6 | Quinn-4 Johnson-4 | 8,782 |
| 22 | PHOENIX | L 71- 89 | 5-5 | 4-11 | 9-16 | Langhorne-22 | Langhorne-9 | Bird-6 | 7,429 |
| 24 | NEW YORK | L 80- 84(OT) | 5-6 | 4-11 | 9-17 | Little-22 | Johnson-10 | Johnson-11 | 4,863 |
| 26 | LOS ANGELES | L 69- 77 | 5-7 | 4-11 | 9-18 | Langhorne-21 | Langhorne-8 | Johnson-4 | 5,546 |
| 29 | at Tulsa | L 74- 80 | 5-7 | 4-12 | 9-19 | Bird-15 | Langhorne-6 | Bird-3 Johnson-3 | 4,735 |
| 31 | INDIANA | L 67- 76 | 5-8 | 4-12 | 9-20 | Stricklen-20 | Bird-4 Quinn-4 | Bird-5 | 6,179 |
| AUGUST | | | | | | | | | |
| 3 | SAN ANTONIO | W 71- 65 | 6-8 | 4-12 | 10-20 | Langhorne-19 | Langhorne-10 | Bird-4 Little-4 | 5,736 |
| 7 | ATLANTA | W 88- 68 | 7-8 | 4-12 | 11-20 | Little-21 | Little-13 | Bird-5 | 9,686 |
| 10 | TULSA | W 74- 68 | 8-8 | 4-12 | 12-20 | Bird-22 | Johnson-7 Langhorne-7 | Wright-6 | 6,079 |
| 15 | at Los Angeles | L 65- 77 | 8-8 | 4-13 | 12-21 | O'Hea-16 | Rolle-10 | Quinn-9 | 9,647 |
| 17 | PHOENIX | L 65- 78 | 8-9 | 4-13 | 12-22 | Langhorne-16 | Bird-5 Rolle-5 | Wright-4 | 9,149 |

2014 IN REVIEW

GAME BY GAME STATISTICS



2014 STORM AND OPPONENT GAME-BY-GAME STATISTICS

| DATE | OPPONENT | FG | FGA | PCT | 3P | 3PA | PCT | FT | FTA | PCT | OR | DR | TOT | AST | PF | ST | TO | BS | 1ST | 2ND | 3RD | 4TH | OT | FINAL | |
|---------|------------------------|----|-----|------|----|-----|------|----|-----|------|----|----|-----|-----|----|----|----|----|-----|-----|-----|-----|----|-------|----|
| May 16 | LA at Storm | 30 | 65 | .462 | 5 | 11 | .273 | 17 | 18 | .944 | 8 | 22 | 30 | 13 | 19 | 13 | 13 | 3 | 22 | 21 | 18 | 19 | | 80 | |
| | | 23 | 54 | .426 | 5 | 14 | .357 | 18 | 23 | .783 | 5 | 21 | 26 | 16 | 16 | 8 | 19 | 6 | 17 | 15 | 13 | 24 | | 69 | |
| May 17 | Storm at Phoenix | 21 | 62 | .339 | 4 | 17 | .235 | 18 | 21 | .857 | 10 | 19 | 29 | 11 | 15 | 6 | 11 | 0 | 11 | 19 | 13 | 21 | | 64 | |
| | | 33 | 59 | .559 | 7 | 15 | .467 | 8 | 10 | .800 | 5 | 24 | 29 | 16 | 19 | 4 | 15 | 8 | 25 | 21 | 15 | 20 | | 81 | |
| May 23 | Storm at Connecticut | 19 | 51 | .373 | 5 | 15 | .333 | 16 | 18 | .889 | 3 | 23 | 26 | 14 | 15 | 6 | 14 | 2 | 16 | 11 | 19 | 12 | | 59 | |
| | | 30 | 68 | .441 | 1 | 8 | .125 | 10 | 15 | .667 | 11 | 25 | 36 | 12 | 21 | 7 | 11 | 2 | 18 | 15 | 21 | 17 | | 71 | |
| May 24 | Storm at Washington | 25 | 58 | .431 | 7 | 20 | .350 | 16 | 16 | .100 | 5 | 27 | 32 | 16 | 12 | 10 | 15 | 0 | 12 | 12 | 29 | 20 | | 73 | |
| | | 24 | 65 | .369 | 3 | 14 | .214 | 14 | 15 | .933 | 6 | 24 | 30 | 15 | 16 | 10 | 14 | 2 | 16 | 10 | 19 | 20 | | 65 | |
| May 27 | Storm at New York | 21 | 56 | .375 | 5 | 15 | .333 | 17 | 20 | .850 | 5 | 25 | 30 | 16 | 18 | 5 | 18 | 0 | 16 | 19 | 17 | 12 | | 64 | |
| | | 26 | 69 | .377 | 4 | 12 | .333 | 14 | 16 | .875 | 9 | 22 | 31 | 18 | 15 | 8 | 12 | 2 | 18 | 14 | 15 | 23 | | 70 | |
| May 30 | Storm at Atlanta | 25 | 60 | .417 | 8 | 19 | .421 | 11 | 18 | .611 | 9 | 16 | 25 | 17 | 22 | 12 | 18 | 0 | 16 | 20 | 17 | 16 | | 69 | |
| | | 30 | 61 | .492 | 3 | 10 | .300 | 17 | 20 | .850 | 8 | 24 | 32 | 20 | 15 | 10 | 16 | 1 | 20 | 15 | 24 | 21 | | 80 | |
| June 1 | Tulsa at Storm | 24 | 57 | .421 | 4 | 18 | .222 | 8 | 10 | .800 | 7 | 25 | 33 | 14 | 13 | 5 | 15 | 1 | 13 | 23 | 12 | 12 | | 60 | |
| | | 25 | 60 | .417 | 4 | 14 | .286 | 8 | 12 | .667 | 9 | 20 | 29 | 13 | 13 | 9 | 11 | 2 | 22 | 15 | 14 | 11 | | 62 | |
| June 3 | Storm at Phoenix | 26 | 63 | .413 | 5 | 15 | .333 | 15 | 16 | .938 | 9 | 22 | 31 | 14 | 21 | 6 | 14 | 1 | 20 | 14 | 23 | 15 | | 72 | |
| | | 33 | 62 | .532 | 5 | 20 | .250 | 16 | 20 | .800 | 6 | 24 | 30 | 21 | 16 | 6 | 11 | 6 | 18 | 25 | 22 | 22 | | 87 | |
| June 6 | Minnesota at Storm | 25 | 60 | .417 | 1 | 13 | .077 | 11 | 12 | .917 | 7 | 23 | 30 | 11 | 16 | 9 | 11 | 2 | 18 | 22 | 11 | 11 | | 62 | |
| | | 22 | 56 | .393 | 6 | 19 | .316 | 15 | 17 | .882 | 8 | 22 | 30 | 17 | 16 | 10 | 14 | 1 | 17 | 15 | 12 | 21 | | 65 | |
| June 10 | Storm at Chicago | 27 | 60 | .450 | 9 | 20 | .450 | 17 | 22 | .773 | 9 | 23 | 32 | 19 | 19 | 7 | 13 | 3 | 18 | 24 | 20 | 18 | | 80 | |
| | | 33 | 73 | .452 | 2 | 8 | .250 | 8 | 12 | .667 | 13 | 22 | 35 | 15 | 18 | 5 | 10 | 3 | 14 | 16 | 24 | 22 | | 76 | |
| June 11 | Storm at Indiana | 23 | 49 | .469 | 4 | 19 | .211 | 18 | 23 | .783 | 4 | 15 | 19 | 19 | 23 | 5 | 13 | 1 | 14 | 22 | 15 | 17 | | 68 | |
| | | 24 | 50 | .480 | 5 | 11 | .455 | 23 | 29 | .793 | 9 | 18 | 27 | 14 | 20 | 3 | 12 | 3 | 17 | 13 | 17 | 29 | | 76 | |
| June 13 | Storm at San Antonio | 33 | 58 | .569 | 5 | 16 | .313 | 8 | 11 | .727 | 2 | 22 | 24 | 18 | 16 | 7 | 16 | 4 | 21 | 22 | 20 | 16 | | 79 | |
| | | 26 | 63 | .413 | 3 | 18 | .167 | 17 | 20 | .850 | 11 | 18 | 29 | 15 | 14 | 12 | 12 | 4 | 12 | 16 | 16 | 28 | | 72 | |
| June 15 | Storm at Tulsa | 29 | 55 | .527 | 7 | 15 | .467 | 14 | 18 | .778 | 5 | 18 | 23 | 21 | 22 | 5 | 11 | 1 | 24 | 15 | 20 | 20 | | 79 | |
| | | 31 | 66 | .470 | 6 | 17 | .353 | 17 | 21 | .810 | 14 | 22 | 36 | 17 | 19 | 5 | 8 | 2 | 17 | 24 | 19 | 25 | | 85 | |
| June 19 | San Antonio at Storm | 30 | 73 | .411 | 10 | 17 | .588 | 17 | 22 | .773 | 8 | 29 | 37 | 19 | 22 | 10 | 6 | 1 | 17 | 14 | 17 | 19 | 16 | | 87 |
| | | 29 | 65 | .446 | 8 | 25 | .320 | 16 | 24 | .667 | 7 | 32 | 39 | 18 | 21 | 1 | 12 | 5 | 13 | 18 | 23 | 21 | 11 | | 82 |
| June 22 | Washington at Storm | 36 | 69 | .522 | 8 | 18 | .444 | 6 | 8 | .750 | 7 | 24 | 31 | 14 | 21 | 4 | 11 | 4 | 22 | 19 | 19 | 13 | 11 | | 86 |
| | | 31 | 72 | .431 | 12 | 24 | .500 | 15 | 19 | .789 | 12 | 23 | 35 | 25 | 13 | 7 | 8 | 3 | 25 | 20 | 17 | 15 | 14 | | 89 |
| June 24 | Seattle at Los Angeles | 21 | 58 | .362 | 8 | 19 | .421 | 7 | 9 | .778 | 4 | 20 | 24 | 13 | 14 | 7 | 15 | 2 | 13 | 13 | 21 | 10 | | 57 | |
| | | 27 | 62 | .435 | 1 | 4 | .250 | 10 | 11 | .909 | 11 | 26 | 37 | 21 | 13 | 11 | 11 | 7 | 17 | 15 | 16 | 17 | | 66 | |
| June 27 | Minnesota at Seattle | 27 | 68 | .397 | 3 | 10 | .300 | 14 | 21 | .667 | 9 | 19 | 28 | 12 | 18 | 8 | 6 | 2 | 15 | 11 | 24 | 21 | | 71 | |
| | | 28 | 59 | .475 | 10 | 24 | .417 | 15 | 16 | .938 | 8 | 25 | 33 | 18 | 13 | 3 | 13 | 5 | 17 | 16 | 23 | 25 | | 81 | |
| June 29 | Seattle at Minnesota | 27 | 61 | .443 | 9 | 21 | .429 | 6 | 10 | .600 | 3 | 23 | 26 | 19 | 20 | 9 | 15 | 4 | 17 | 15 | 15 | 22 | | 69 | |
| | | 28 | 64 | .438 | 1 | 9 | .111 | 17 | 20 | .850 | 11 | 30 | 41 | 22 | 11 | 11 | 18 | 7 | 19 | 23 | 12 | 20 | | 74 | |
| July 3 | Los Angeles at Seattle | 31 | 61 | .508 | 1 | 4 | .250 | 7 | 10 | .700 | 4 | 25 | 29 | 20 | 14 | 15 | 14 | 5 | 16 | 24 | 17 | 13 | | 70 | |
| | | 23 | 58 | .397 | 2 | 10 | .200 | 8 | 11 | .727 | 9 | 21 | 30 | 12 | 16 | 6 | 18 | 1 | 12 | 10 | 17 | 17 | | 56 | |
| July 5 | Chicago at Seattle | 27 | 63 | .429 | 5 | 14 | .357 | 14 | 19 | .737 | 13 | 25 | 38 | 11 | 20 | 4 | 10 | 3 | 23 | 22 | 15 | 13 | | 73 | |
| | | 28 | 55 | .509 | 5 | 14 | .357 | 19 | 26 | .731 | 3 | 19 | 22 | 19 | 16 | 4 | 5 | 4 | 26 | 19 | 15 | 20 | | 80 | |
| July 9 | Seattle at Phoenix | 25 | 59 | .424 | 1 | 12 | .083 | 7 | 10 | .700 | 9 | 28 | 37 | 18 | 13 | 3 | 20 | 1 | 16 | 4 | 16 | 22 | | 58 | |
| | | 32 | 68 | .471 | 3 | 12 | .250 | 11 | 11 | .100 | 4 | 20 | 24 | 17 | 14 | 12 | 6 | 4 | 16 | 21 | 26 | 15 | | 78 | |
| July 11 | Seattle at San Antonio | 36 | 65 | .554 | 9 | 21 | .429 | 7 | 7 | .100 | 7 | 25 | 32 | 21 | 17 | 6 | 11 | 1 | 20 | 27 | 15 | 26 | | 88 | |
| | | 23 | 54 | .426 | 5 | 11 | .455 | 16 | 17 | .941 | 4 | 18 | 22 | 20 | 7 | 5 | 11 | 3 | 19 | 16 | 8 | 24 | | 67 | |
| July 13 | Storm at Minnesota | 23 | 68 | .338 | 4 | 18 | .222 | 10 | 10 | .100 | 6 | 21 | 27 | 13 | 17 | 9 | 11 | 1 | 13 | 15 | 16 | 16 | | 60 | |
| | | 31 | 65 | .477 | 3 | 9 | .333 | 12 | 16 | .750 | 12 | 34 | 46 | 21 | 18 | 8 | 16 | 7 | 16 | 18 | 30 | 13 | | 77 | |
| July 15 | Connecticut at Storm | 35 | 66 | .530 | 5 | 11 | .455 | 11 | 17 | .647 | 11 | 30 | 41 | 15 | 12 | 6 | 9 | 1 | 26 | 13 | 22 | 25 | | 86 | |
| | | 27 | 66 | .409 | 4 | 14 | .286 | 5 | 10 | .500 | 6 | 18 | 24 | 19 | 16 | 6 | 8 | 2 | 22 | 8 | 15 | 18 | | 63 | |
| July 22 | Phoenix at Storm | 35 | 65 | .538 | 6 | 14 | .429 | 13 | 17 | .765 | 3 | 20 | 23 | 20 | 15 | 10 | 10 | 8 | 24 | 23 | 18 | 24 | | 89 | |
| | | 28 | 58 | .483 | 3 | 12 | .250 | 12 | 13 | .923 | 6 | 24 | 30 | 14 | 23 | 5 | 20 | 1 | 21 | 15 | 16 | 19 | | 71 | |

2015 SEATTLE STORM MEDIA GUIDE

GAME BY GAME STATISTICS



| DATE | OPPONENT | FG | FGA | PCT | 3P | 3PA | PCT | FT | FTA | PCT | OR | DR | TOT | AST | PF | ST | TO | BS | 1ST | 2ND | 3RD | 4TH | OT | FINAL |
|---------|-------------------------|----------|----------|--------------|--------|----------|--------------|----------|----------|--------------|---------|----------|----------|----------|----------|----------|----------|--------|----------|----------|----------|----------|--------|----------|
| July 24 | New York at Storm | 30 32 | 71 78 | .423 .410 | 6 9 | 14 28 | .429 .321 | 18 7 | 19 10 | .947 .700 | 10 6 | 35 24 | 45 30 | 19 19 | 12 21 | 2 9 | 16 7 | 3 4 | 22 24 | 19 21 | 21 18 | 13 12 | 9 5 | 84 80 |
| July 26 | LA at Seattle | 29 25 | 59 64 | .492 .391 | 3 6 | 6 16 | .500 .375 | 16 13 | 20 16 | .800 .813 | 8 7 | 25 22 | 33 29 | 14 14 | 19 19 | 7 4 | 10 13 | 4 1 | 17 16 | 20 18 | 17 10 | 23 25 | | 77 69 |
| July 29 | Storm at Tulsa | 29 26 | 60 57 | .483 .456 | 2 5 | 14 19 | .143 .263 | 14 23 | 18 28 | .778 .821 | 3 8 | 19 27 | 22 35 | 13 13 | 24 20 | 6 6 | 14 14 | 2 3 | 18 15 | 18 20 | 23 27 | 15 18 | | 74 80 |
| July 31 | Indiana at Storm | 27 27 | 58 53 | .466 .509 | 6 8 | 17 17 | .353 .471 | 16 5 | 17 12 | .941 .417 | 5 5 | 23 16 | 28 21 | 15 14 | 16 14 | 13 10 | 14 18 | 1 4 | 18 20 | 10 11 | 23 21 | 25 15 | | 76 67 |
| Aug. 3 | San Antonio at Storm | 24 25 | 60 60 | .400 .417 | 5 4 | 19 15 | .263 .267 | 12 17 | 17 22 | .706 .773 | 9 6 | 24 27 | 33 33 | 14 14 | 20 18 | 5 4 | 11 11 | 2 0 | 14 23 | 7 13 | 23 12 | 21 23 | | 65 71 |
| Aug. 7 | Atlanta at Storm | 23 33 | 66 64 | .348 .516 | 7 7 | 17 22 | .412 .318 | 15 15 | 19 18 | .789 .833 | 9 5 | 21 25 | 30 30 | 14 18 | 21 19 | 9 5 | 12 11 | 2 2 | 11 29 | 19 24 | 20 16 | 18 19 | | 68 88 |
| Aug. 10 | Tulsa at Storm | 28 25 | 68 59 | .412 .424 | 5 7 | 16 15 | .313 .467 | 7 17 | 16 26 | .438 .654 | 14 6 | 26 28 | 40 34 | 15 19 | 21 16 | 10 7 | 14 13 | 2 3 | 23 15 | 19 14 | 12 24 | 14 21 | | 68 74 |
| Aug. 15 | Storm at LA | 29 31 | 59 51 | .492 .608 | 3 5 | 18 13 | .167 .385 | 4 10 | 5 14 | .800 .714 | 9 3 | 18 18 | 27 21 | 22 22 | 11 10 | 12 10 | 21 20 | 0 1 | 21 28 | 11 20 | 21 12 | 12 17 | | 65 77 |
| Aug. 17 | Phoenix at Storm | 30 25 | 56 68 | .536 .368 | 4 6 | 11 21 | .364 .286 | 14 9 | 19 11 | .737 .818 | 4 6 | 32 23 | 36 29 | 20 12 | 15 20 | 6 6 | 15 10 | 4 1 | 21 18 | 19 11 | 16 20 | 22 16 | | 78 65 |

STORM STATS IN WINS & LOSSES



2014 STATISTICS IN WINS

| PLAYER | G-GS | MIN | FG-FGA | PCT | 3FG-FGA | PCT | FT-FTA | PCT | OFF | DEF | TOT | AST | PF-DQ | STL | TO | BLK | PTS | AVG | HI |
|---------------|-------|--------|---------|-------|---------|-------|---------|-------|-----|-----|-----|-----|-------|-----|-----|-----|-----|------|----|
| Little, C | 12-12 | 396:30 | 66-129 | 0.512 | 13-32 | 0.406 | 43-56 | 0.768 | 17 | 43 | 60 | 25 | 29-0 | 15 | 35 | 8 | 188 | 15.7 | 31 |
| Langhorne, C | 12-12 | 354:01 | 67-116 | 0.578 | 1-1 | 1.000 | 30-45 | 0.667 | 28 | 70 | 98 | 13 | 26-0 | 6 | 18 | 5 | 165 | 13.8 | 23 |
| Bird, S | 12-12 | 376:45 | 54-134 | 0.403 | 16-43 | 0.372 | 32-37 | 0.865 | 1 | 31 | 32 | 60 | 12-0 | 15 | 19 | 1 | 156 | 13.0 | 22 |
| Wright, T | 10-10 | 294:49 | 32-71 | 0.451 | 2-9 | 0.222 | 36-41 | 0.878 | 4 | 24 | 28 | 46 | 28-0 | 10 | 23 | 2 | 102 | 10.2 | 17 |
| Stricklen, S | 12-3 | 178:41 | 28-66 | 0.424 | 16-41 | 0.390 | 3-4 | 0.750 | 2 | 19 | 21 | 7 | 17-0 | 4 | 8 | 2 | 75 | 6.3 | 19 |
| Johnson, T | 12-1 | 183:58 | 28-71 | 0.394 | 5-20 | 0.250 | 8-8 | 1.000 | 3 | 20 | 23 | 31 | 12-0 | 6 | 12 | 0 | 69 | 5.8 | 16 |
| Clark, A | 12-9 | 206:43 | 23-43 | 0.535 | 7-22 | 0.318 | 11-14 | 0.786 | 10 | 21 | 31 | 8 | 22-0 | 6 | 8 | 2 | 64 | 5.3 | 8 |
| O'Hea, J | 10-0 | 95:17 | 16-34 | 0.471 | 13-25 | 0.520 | 0-0 | 0.000 | 1 | 9 | 10 | 8 | 13-0 | 2 | 5 | 4 | 45 | 4.5 | 15 |
| Powell, N | 8-0 | 134:32 | 11-24 | 0.458 | 10-21 | 0.476 | 0-0 | 0.000 | 5 | 12 | 17 | 5 | 12-0 | 11 | 4 | 2 | 32 | 4.0 | 8 |
| Quinn, N | 11-1 | 162:55 | 8-28 | 0.286 | 2-10 | 0.200 | 4-4 | 1.000 | 8 | 30 | 38 | 13 | 9-0 | 4 | 6 | 0 | 22 | 2.0 | 7 |
| Rolle, W | 2-0 | 08:20 | 1-1 | 1.000 | 0-0 | 0.000 | 2-2 | 1.000 | 0 | 3 | 3 | 0 | 0-0 | 0 | 0 | 0 | 4 | 2.0 | 2 |
| Robinson, A | 6-0 | 32:30 | 4-9 | 0.444 | 0-0 | 0.000 | 0-1 | 0.000 | 1 | 4 | 5 | 1 | 8-0 | 0 | 3 | 3 | 8 | 1.3 | 4 |
| Seattle Storm | 12 | 2425 | 338-726 | 0.466 | 85-224 | 0.379 | 169-212 | 0.797 | 80 | 286 | 458 | 217 | 188-0 | 79 | 152 | 29 | 930 | 77.5 | 89 |
| OPPONENTS | 12 | 2425 | 320-766 | 0.418 | 51-176 | 0.290 | 142-186 | 0.763 | 109 | 270 | 463 | 170 | 205-3 | 86 | 151 | 30 | 833 | 69.4 | 60 |

2014 STATISTICS IN LOSSES

| PLAYER | G-GS | MIN | FG-FGA | PCT | 3FG-FGA | PCT | FT-FTA | PCT | OFF | DEF | TOT | AST | PF-DQ | STL | TO | BLK | PTS | AVG | HI |
|---------------|-------|--------|----------|-------|---------|-------|---------|-------|-----|-----|-----|-----|-------|-----|-----|-----|------|------|----|
| Langhorne, C | 22-22 | 628:38 | 113-199 | 0.568 | 1-2 | 0.500 | 45-69 | 0.652 | 29 | 126 | 155 | 21 | 50-0 | 15 | 50 | 7 | 272 | 12.4 | 27 |
| Little, C | 21-21 | 620:48 | 80-197 | 0.406 | 14-48 | 0.292 | 63-77 | 0.818 | 23 | 60 | 83 | 28 | 55-2 | 19 | 45 | 6 | 237 | 11.3 | 22 |
| Bird, S | 21-21 | 585:56 | 75-200 | 0.375 | 23-70 | 0.329 | 22-28 | 0.786 | 5 | 35 | 40 | 73 | 20-0 | 11 | 56 | 0 | 195 | 9.3 | 23 |
| Stricklen, S | 21-7 | 399:29 | 58-134 | 0.433 | 31-81 | 0.383 | 16-22 | 0.727 | 7 | 41 | 48 | 16 | 48-0 | 16 | 19 | 1 | 163 | 7.8 | 20 |
| Wright, T | 19-19 | 444:47 | 48-121 | 0.397 | 3-9 | 0.333 | 30-42 | 0.714 | 10 | 30 | 40 | 57 | 47-1 | 17 | 38 | 2 | 129 | 6.8 | 24 |
| Johnson, T | 22-2 | 393:35 | 45-131 | 0.344 | 12-30 | 0.400 | 27-30 | 0.900 | 5 | 44 | 49 | 79 | 29-0 | 18 | 41 | 2 | 129 | 5.9 | 13 |
| O'Hea, J | 19-0 | 293:45 | 35-83 | 0.422 | 16-47 | 0.340 | 9-10 | 0.900 | 13 | 15 | 28 | 22 | 36-0 | 10 | 19 | 5 | 95 | 5.0 | 16 |
| Quinn, N | 21-4 | 319:51 | 38-93 | 0.409 | 6-21 | 0.286 | 18-21 | 0.857 | 6 | 36 | 42 | 30 | 18-0 | 13 | 12 | 3 | 100 | 4.8 | 11 |
| Clark, A | 22-13 | 354:38 | 33-82 | 0.402 | 7-35 | 0.200 | 5-9 | 0.556 | 16 | 26 | 42 | 12 | 42-0 | 10 | 16 | 8 | 78 | 3.5 | 8 |
| Rolle, W | 4-0 | 57:59 | 6-9 | 0.667 | 0-0 | 0.000 | 0-0 | 0.000 | 5 | 11 | 16 | 2 | 5-0 | 2 | 2 | 0 | 12 | 3.0 | 10 |
| Powell, N | 18-0 | 204:24 | 7-45 | 0.156 | 3-31 | 0.097 | 7-9 | 0.778 | 7 | 23 | 30 | 2 | 27-0 | 9 | 7 | 1 | 24 | 1.3 | 5 |
| Robinson, A | 19-1 | 146:14 | 19-31 | 0.613 | 0-0 | 0.000 | 8-9 | 0.889 | 10 | 21 | 31 | 6 | 24-0 | 6 | 16 | 5 | 46 | 2.4 | 10 |
| Seattle Storm | 22 | 4450 | 557-1325 | 0.420 | 116-374 | 0.310 | 250-326 | 0.767 | 136 | 468 | 769 | 348 | 401-3 | 146 | 346 | 40 | 1480 | 67.3 | 74 |
| OPPONENTS | 22 | 4450 | 659-1376 | 0.479 | 93-264 | 0.352 | 317-390 | 0.813 | 172 | 555 | 865 | 389 | 355-0 | 183 | 296 | 84 | 1728 | 78.5 | 89 |

2014 STATISTICS AT HOME (8-9)

| PLAYER | G-GS | MIN | FG-FGA | PCT | 3FG-FGA | PCT | FT-FTA | PCT | OFF | DEF | TOT | AST | PF-DQ | STL | TO | BLK | PTS | AVG | HI |
|---------------|-------|--------|----------|-------|---------|-------|---------|-------|-----|-----|-----|-----|-------|-----|-----|-----|------|------|----|
| Little, C | 16-16 | 532:27 | 84-187 | 0.449 | 19-51 | 0.373 | 55-74 | 0.743 | 22 | 59 | 81 | 34 | 49-2 | 20 | 40 | 8 | 242 | 15.1 | 31 |
| Langhorne, C | 17-17 | 510:13 | 102-171 | 0.596 | 2-3 | 0.667 | 41-62 | 0.661 | 24 | 96 | 120 | 14 | 35-0 | 4 | 25 | 7 | 247 | 14.5 | 23 |
| Bird, S | 6-16 | 478:35 | 68-169 | 0.402 | 21-54 | 0.389 | 31-37 | 0.838 | 3 | 36 | 39 | 75 | 11-0 | 10 | 34 | 1 | 188 | 11.8 | 23 |
| Stricklen, S | 16-8 | 304:44 | 42-107 | 0.393 | 23-62 | 0.371 | 8-12 | 0.667 | 6 | 32 | 38 | 8 | 38-0 | 12 | 14 | 1 | 115 | 7.2 | 20 |
| Wright, T | 14-14 | 374:15 | 32-83 | 0.386 | 1-8 | 0.125 | 25-37 | 0.676 | 6 | 30 | 36 | 52 | 32-0 | 14 | 26 | 3 | 90 | 6.4 | 13 |
| Johnson, T | 17-2 | 272:09 | 33-97 | 0.340 | 11-27 | 0.407 | 20-20 | 1.000 | 5 | 35 | 40 | 45 | 17-0 | 10 | 22 | 0 | 97 | 5.7 | 16 |
| Clark, A | 17-8 | 282:53 | 31-63 | 0.492 | 5-24 | 0.208 | 10-15 | 0.667 | 16 | 24 | 40 | 10 | 33-0 | 10 | 11 | 8 | 77 | 4.5 | 8 |
| O'Hea, J | 15-0 | 177:52 | 24-58 | 0.414 | 14-33 | 0.424 | 3-4 | 0.750 | 10 | 8 | 18 | 15 | 26-0 | 3 | 12 | 5 | 65 | 4.3 | 15 |
| Quinn, N | 16-3 | 255:08 | 22-63 | 0.349 | 4-19 | 0.211 | 14-15 | 0.933 | 10 | 43 | 53 | 19 | 14-0 | 12 | 8 | 2 | 62 | 3.9 | 11 |
| Powell, N | 11-0 | 154:59 | 7-26 | 0.269 | 6-23 | 0.261 | 3-5 | 0.600 | 5 | 9 | 14 | 5 | 16-0 | 5 | 5 | 3 | 23 | 2.1 | 6 |
| Rolle, W | 4-0 | 32:54 | 2-3 | 0.667 | 0-0 | 0.000 | 2-2 | 1.000 | 1 | 7 | 8 | 1 | 2-0 | 1 | 0 | 0 | 6 | 1.5 | 2 |
| Robinson, A | 14-1 | 98:53 | 9-22 | 0.409 | 0-0 | 0.000 | 2-3 | 0.667 | 6 | 11 | 17 | 3 | 17-0 | 3 | 14 | 7 | 20 | 1.4 | 4 |
| Seattle Storm | 17-85 | 3475 | 456-1049 | 0.435 | 106-304 | 0.349 | 214-286 | 0.748 | 114 | 390 | 643 | 281 | 290-2 | 104 | 228 | 45 | 1232 | 72.5 | |
| OPPONENTS | 17-85 | 3475 | 491-1085 | 0.453 | 82-230 | 0.357 | 216-281 | 0.769 | 136 | 429 | 681 | 260 | 294-3 | 136 | 214 | 48 | 1280 | 75.3 | |

2014 STATISTICS ON THE ROAD (4-13)

| PLAYER | G-GS | MIN | FG-FGA | PCT | 3FG-FGA | PCT | FT-FTA | PCT | OFF | DEF | TOT | AST | PF-DQ | STL | TO | BLK | PTS | AVG | HI |
|---------------|-------|--------|----------|-------|---------|-------|---------|-------|-----|-----|-----|-----|-------|-----|-----|-----|------|------|----|
| Langhorne, C | 17-17 | 472:26 | 78-144 | 0.542 | 0-0 | 0.000 | 34-52 | 0.654 | 33 | 100 | 133 | 20 | 41-0 | 17 | 43 | 5 | 190 | 11.2 | 27 |
| Little, C | 17-17 | 484:51 | 62-139 | 0.446 | 8-29 | 0.276 | 51-59 | 0.864 | 18 | 44 | 62 | 19 | 35-0 | 14 | 40 | 6 | 183 | 10.8 | 17 |
| Bird, S | 17-17 | 484:06 | 61-165 | 0.370 | 18-59 | 0.305 | 23-28 | 0.821 | 3 | 30 | 33 | 58 | 21-0 | 16 | 41 | 0 | 163 | 9.6 | 21 |
| Wright, T | 15-15 | 365:21 | 48-109 | 0.440 | 4-10 | 0.400 | 41-46 | 0.891 | 8 | 24 | 32 | 51 | 43-1 | 13 | 35 | 1 | 141 | 9.4 | 24 |
| Stricklen, S | 17-2 | 273:26 | 44-93 | 0.473 | 24-60 | 0.400 | 11-14 | 0.786 | 3 | 28 | 31 | 15 | 27-0 | 8 | 13 | 2 | 123 | 7.2 | 19 |
| Johnson, T | 17-1 | 305:24 | 40-105 | 0.381 | 6-23 | 0.261 | 15-18 | 0.833 | 3 | 29 | 32 | 65 | 24-0 | 14 | 31 | 2 | 101 | 5.9 | 13 |
| O'Hea, J | 14-0 | 211:10 | 27-59 | 0.458 | 15-39 | 0.385 | 6-6 | 1.000 | 4 | 16 | 20 | 15 | 23-0 | 9 | 12 | 4 | 75 | 5.4 | 16 |
| Rolle, W | 2-0 | 33:25 | 5-7 | 0.714 | 0-0 | 0.000 | 0-0 | 0.000 | 4 | 7 | 11 | 1 | 3-0 | 1 | 2 | 0 | 10 | 5.0 | 10 |
| Clark, A | 17-14 | 278:28 | 25-62 | 0.403 | 9-33 | 0.273 | 6-8 | 0.750 | 10 | 23 | 33 | 10 | 31-0 | 6 | 13 | 2 | 65 | 3.8 | 8 |
| Quinn, N | 16-2 | 227:38 | 24-58 | 0.414 | 4-12 | 0.333 | 8-10 | 0.800 | 4 | 23 | 27 | 24 | 13-0 | 5 | 10 | 1 | 60 | 3.8 | 9 |
| Robinson, A | 11-0 | 79:51 | 14-18 | 0.778 | 0-0 | 0.000 | 6-7 | 0.857 | 5 | 14 | 19 | 4 | 15-0 | 3 | 5 | 1 | 34 | 3.1 | 10 |
| Powell, N | 15-0 | 183:57 | 11-43 | 0.256 | 7-29 | 0.241 | 4-4 | 1.000 | 7 | 26 | 33 | 2 | 23-0 | 15 | 6 | 0 | 33 | 2.2 | 8 |
| Seattle Storm | 17-85 | 3400 | 439-1002 | 0.438 | 95-294 | 0.323 | 205-252 | 0.813 | 102 | 364 | 584 | 284 | 299-1 | 121 | 270 | 24 | 1178 | 69.3 | |
| OPPONENTS | 17-85 | 3400 | 488-1057 | 0.462 | 62-210 | 0.295 | 243-295 | 0.824 | 145 | 396 | 647 | 299 | 266-0 | 133 | 233 | 66 | 1281 | 75.4 | |



SEATTLE STORM HIGHS (* indicates most recent occurrence)

Points, Game.....89, vs. Washington, 6/22
 Points, First Half.....53, vs. Atlanta, 8/7
 Points, Second Half.....49, @ Washington, 5/24
 Points, 1Q.....29, vs. Atlanta, 8/7
 Points, 2Q.....27, @ San Antonio, 7/11
 Points, 3Q.....29, @ Washington, 5/24
 Points, 4Q.....26, @ San Antonio, 7/11
 Points, Overtime.....14, vs. Washington, 6/22

Field Goals Made.....36, @ San Antonio, 7/11
 Field Goals Att.....78, vs. New York, 7/24
 Field Goal Percentage. 56.9%, @San Antonio

3FG Made.....12, vs. Washington, 6/22
 3FG Att.....28, vs. New York, 7/24
 3FG Percentage.....50.0%, vs. Washington, 6/22

Free Throws Made.....19, vs. Chicago, 7/5
 Free Throws Att.....26, 2x, vs. Tulsa, 8/10
 FT Percentage.....100.0%, 3x, @ Minnesota, 7/13

Offensive Rebounds....12, vs. Washington, 6/22
 Defensive Rebounds...32, vs. San Antonio, 6/19
 Total Rebounds.....39, vs. San Antonio, 6/19

Assists.....25, vs. Washington, 6/22
 Steals.....*12, 2x, @ Los Angeles, 8/15
 Turnovers.....*21, @ Los Angeles, 8/15
 Blocked Shots.....6, Los Angeles, 5/16
 Personal Fouls.....24, @ Tulsa, 7/29

Largest lead at any time....29, Seattle vs Atlanta, 8/7/14

OPPONENT HIGHS (* indicates most recent occurrence)

Points, Game.....89, Phoenix, 7/22
 Points, First Half.....*48, Los Angeles, 8/15
 Points, Second Half.....48, Indiana, 7/31
 Points, 1Q.....*28, Los Angeles, 8/15
 Points, 2Q.....25, Phoenix, 6/3
 Points, 3Q.....30, Minnesota, 7/13
 Points, 4Q.....29, Indiana, 6/11
 Points, Overtime.....16, vs. San Antonio, 6/19

Field Goals Made.....36, Washington, 6/22
 Field Goals Att.....73, 2x, San Antonio, 6/19
 Field Goal Percentage..*60.8%, Los Angeles, 8/15

3FG Made.....10, San Antonio, 6/19
 3FG Att.....20, Phoenix, 6/3
 3FG Percentage.....58.8%, San Antonio, 6/19

Free Throws Made.....23, Tulsa, 7/29
 Free Throws Att.....28, Tulsa, 7/29
 FT Percentage.....100.0%, Phoenix, 7/9

Offensive Rebounds....14, 2x Tulsa, 8/10
 Defensive Rebounds...35, New York, 7/24
 Total Rebounds.....46, Minnesota, 7/13

Assists.....*22, 2x, Los Angeles, 8/15
 Steals.....15, Los Angeles, 7/3
 Turnovers.....*20, Los Angeles, 8/15
 Blocked Shots.....8, 2x, Phoenix, 7/22
 Personal Fouls.....22, San Antonio, 6/19

Largest lead at any time...30, Seattle at Phoenix, 7/9/14

SEATTLE STORM LOWS

56, vs. Los Angeles, 7/3
 20, @ Phoenix, 7/9
 25, vs. Tulsa, 6/1
 11, @ Phoenix, 5/17
 4, @ Phoenix, 7/9
 10, vs. Los Angeles, 7/26
 10, @ Los Angeles, 6/24
 5, vs. New York, 7/24

19, @ Connecticut, 5/23
 49, @ Indiana, 6/11
 33.8%, @ Minnesota, 7/13

1, @ Phoenix, 7/9
 10, vs. Los Angeles, 7/3
 8.3%, @ Phoenix, 7/9

*4, @ Los Angeles, 8/15
 *5, @ Los Angeles, 8/15
 41.7%, vs. Indiana, 7/31

2, @ San Antonio, 6/13
 15, @ Indiana, 6/11
 19, @ Indiana, 6/11

11, @ Phoenix, 5/17
 1, vs. San Antonio, 6/19
 5, vs. Chicago, 7/5
 *0, 6x, @ los Angeles, 8/15
 *11, @ Los Angeles

OPPONENT LOWS

60, Tulsa, 6/1
 21, San Antonio, 8/3
 22, Minnesota, 6/6
 11, Atlanta, 8/7
 7, San Antonio, 8/3
 8, San Antonio, 7/11
 11, Minnesota, 6/6
 9, New York, 7/24

23, 2x, Atlanta, 8/7
 50, Indiana, 6/11
 34.8%, Atlanta, 8/7

1, 5x, Los Angeles, 7/3
 4, 2x, Los Angeles, 7/3
 7.7%, Minnesota, 6/6

6, Washington, 6/22
 8, Washington, 6/22
 43.8%, Tulsa, 8/10

*3, 2x, Los Angeles, 8/15
 *18, 4x, Los Angeles, 8/15
 *21, Los Angeles, 8/15

11, 2x, Chicago, 7/5
 2, New York, 7/24
 6, 3x, Phoenix, 7/9
 *1, 6x, Los Angeles, 8/15
 7, San Antonio, 7/11



STORM TOP SINGLE GAME PERFORMANCES

| <u>Points</u> | <u>Date</u> | <u>Blocks</u> | <u>Date</u> | <u>Free Throws Made</u> | <u>Date</u> |
|---------------------------|------------------|------------------------------|------------------|------------------------------|------------------|
| Little, 31 | 6/27/14, vs. MIN | Clark, 4 | 5/16/14, vs. LA | Little, 12 | 6/22/14, vs. WAS |
| Langhorne, 27 | 6/3/14, @ PHX | Little, 2 | 8/10/14, vs. TUL | Wright, 9 | 6/15/14, @ TUL |
| Wright, 24 | 6/15/14, @ TUL | Robinson, 2 | 8/7/14, vs. ATL | Bird, 8 | 8/10/14, vs. TUL |
| | | O'Hea, 2 | 6/29/14, @ MIN | | |
| <u>Rebounds</u> | <u>Date</u> | <u>Steals</u> | <u>Date</u> | <u>Free Throws Attempted</u> | <u>Date</u> |
| Langhorne, 15 | 5/27/14, @ NY | Little, 4 | 6/6/14, vs. MIN | Little, 14 | 6/22/14, vs. WAS |
| Langhorne, 14 | 5/24/14, @ WAS | Langhorne, 4 | 5/30/14, @ ATL | Bird, 11 | 8/10/14, vs. TUL |
| Little, 138/7/14, vs. ATL | | Quinn, 4 | 5/16/14, vs. LA | Wright, 10 | 6/15/14, @ TUL |
| | | O'Hea, 3 | 8/15/14, vs. LA | | |
| <u>Assists</u> | <u>Date</u> | <u>Field Goals Made</u> | <u>Date</u> | <u>3-FG Made</u> | <u>Date</u> |
| Johnson, 11 | 7/24/14, vs. NY | Langhorne, 13 | 6/3/14, @ PHX | Stricklen, 6 | 7/31/14, vs. IND |
| Wright, 11 | 7/5/14, vs. CHI | Little, 11 | 6/27/14, vs. MIN | O'Hea, 5 | 6/27/14, vs. MIN |
| Bird, 10 | 6/6/14, vs. MIN | Langhorne, 11 | 6/1/14, vs. TUL | Bird, 4 | 8/10/14, vs. TUL |
| | | | | Stricklen, 4 | 6/22/14, vs. WAS |
| <u>Turnovers</u> | <u>Date</u> | <u>Field Goals Attempted</u> | <u>Date</u> | <u>3-FG Attempted</u> | <u>Date</u> |
| Bird, 5 | 7/31/14, vs. IND | Langhorne, 21 | 6/3/14, @ PHX | Stricklen, 9 | 7/31/14, vs. IND |
| Langhorne, 5 | 7/29/14, @ TUL | Bird, 20 | 5/27/14, @ NY | Bird, 9 | 5/27/14, @ NY |
| Bird, 5 | 6/29/14, @ MIN | Little, 19 | 7/24/14, vs. NY | Little, 8 | 7/24/14, vs. NY |
| Bird, 5 | 6/24/14, @ LA | | | Bird, 7 | 6/22/14, vs. WAS |

OPPONENT TOP SINGLE GAME PERFORMANCES

| <u>Points</u> | <u>Date</u> | <u>Blocks</u> | <u>Date</u> | <u>Free Throws Made</u> | <u>Date</u> |
|------------------|--------------|------------------------------|--------------|------------------------------|--------------|
| Moore, 26 | 7/13/14, MIN | Griner, 5 | 7/22/14, PHX | McBride, 10 | 7/11/14, SA |
| Hartley, 26 | 6/22/14, WAS | Griner, 5 | 5/17/14, PHX | Robinson, 10 | 6/19/14, SA |
| Diggins, 26 | 6/15/14, TUL | Moore, 4 | 6/29/14, MIN | Diggins, 10 | 6/15/14, TUL |
| | | Parker, 4 | 7/3/14, LA | | |
| <u>Rebounds</u> | <u>Date</u> | <u>Steals</u> | <u>Date</u> | <u>Free Throws Attempted</u> | <u>Date</u> |
| Appel, 15 | 6/19/14, SA | Coleman, 5 | 7/31/14, IND | Robinson, 11 | 6/19/14, SA |
| Paris, 14 | 8/10/14, TUL | 7 Players, 4 | | Diggins, 11 | 6/15/14, TUL |
| Charles, 14 | 7/24/14, NY | | | McBride, 10 | 7/11/14, SA |
| Charles, 14 | 5/27/14, NY | | | | |
| <u>Assists</u> | <u>Date</u> | <u>Field Goals Made</u> | <u>Date</u> | <u>3-FG Made</u> | <u>Date</u> |
| Robinson, 8 | 6/19/14, SA | Hartley, 11 | 6/22/14, WAS | Perkins, 5 | 6/19/14, SA |
| McCoughtry, 8 | 5/30/14, ATL | Diggins, 10 | 8/10/14, TUL | Hayes, 4 | 8/7/14, ATL |
| Whalen, 7 | 7/13/13, MIN | Moore, 10 | 7/13/14, MIN | Taurasi, 4 | 7/22/14, PHX |
| Moore, 7 | 6/29/14, MIN | Ogwumike, 10 | 7/3/14, LA | Prince, 4 | 7/5/14, CHI |
| | | Parker, 9 | 8/15/14, LA | | |
| <u>Turnovers</u> | <u>Date</u> | <u>Field Goals Attempted</u> | <u>Date</u> | <u>3-FG Attempted</u> | <u>Date</u> |
| Ogwumike, 8 | 8/15/14, LA | Moore, 21 | 7/13/14, MIN | McBride, 9 | 8/3/14, SA |
| Johnson, 7 | 7/29/14, TUL | McCoughtry, 20 | 5/30/14, ATL | Hodges, 8 | 7/29/14, TUL |
| Schimmel, 6 | 8/7/14, ATL | Diggins, 19 | 8/10/14, TUL | Perkins, 8 | 6/19/14, SA |
| | | | | Hayes, 7 | 8/7/14, ATL |
| | | | | Schimmel, 7 | 8/7/14, ATL |



THE STORM WAS....

| QUICK OVERVIEW | RECORD |
|------------------------|--------|
| Overall | 12-22 |
| Home | 8-9 |
| Road | 4-13 |
| vs. Western Conference | 7-15 |
| vs. Eastern Conference | 5-7 |

| BREAKDOWN | RECORD |
|----------------------------------|--------|
| vs. teams .500+ (day of game) | 6-7 |
| vs. teams sub .500 (day of game) | 6-13 |
| Games 1-10 | 4-6 |
| Games 11-20 | 4-6 |
| Games 21-34 | 4-10 |
| Pre All-Star Break | 9-15 |
| Post All-Star Break | 3-7 |

| BY DAY | RECORD | HOME | ROAD |
|-----------|--------|------|------|
| Monday | 0-0 | 0-0 | 0-0 |
| Tuesday | 1-5 | 0-2 | 1-3 |
| Wednesday | 0-3 | 0-0 | 0-3 |
| Thursday | 1-4 | 1-4 | 0-0 |
| Friday | 4-4 | 2-1 | 2-3 |
| Saturday | 2-2 | 1-1 | 1-1 |
| Sunday | 4-4 | 4-1 | 0-3 |

| BY MONTH | RECORD | HOME | ROAD |
|-----------|--------|------|------|
| May | 1-5 | 0-1 | 1-4 |
| June | 6-6 | 4-1 | 2-5 |
| July | 2-9 | 1-6 | 1-3 |
| August | 3-2 | 3-1 | 0-1 |
| September | 0-0 | 0-0 | 0-0 |

| QUARTER SCORING | RECORD |
|---------------------------------------|--------|
| Storm is ahead or tied after 1Q | 9-6 |
| Storm is behind after 1Q | 3-16 |
| Storm is ahead or tied after 2Q | 9-6 |
| Storm is behind after 2Q | 3-16 |
| Storm is ahead or tied after 3Q | 10-4 |
| Storm is behind after 3Q | 2-18 |
| Storm scores 15 or less in 1Q | 8-20 |
| Storm allows 15 or less in 1Q | 11-14 |
| Storm scores 25 or more in 1Q | 5-1 |
| Storm allows 25 or more in 1Q | 1-10 |
| Storm scores 45+ in first half | 4-1 |
| Storm allows 45 or less in first half | 3-7 |

| STORM RECORD WHEN | RECORD |
|-----------------------------------|--------|
| Shooting 45%+ | 6-6 |
| Shooting sub 45% | 6-16 |
| Opponents shooting 45%+ | 2-16 |
| Opponents shooting sub 45% | 10-6 |
| Bench outscores opponent bench | 5-13 |
| Bench outscored by opponent bench | 6-9 |
| Tied or more points in the paint | 6-7 |
| Fewer points in the paint | 6-15 |
| Score 70 + points | 10-6 |
| Score sub 70 points | 2-16 |
| Score 75+ points | 7-3 |
| Score sub 75 points | 5-19 |
| Opponent scores 75+ points | 2-17 |
| Opponent sub 75 points | 10-5 |
| More/tied rebounds than opponent | 7-7 |
| Fewer rebounds than opponent | 5-15 |



2014 GAMES MISSED TO INJURY & ILLNESS

| PLAYER | REASON | DATES OUT | GAME # | RECORD |
|-----------|-------------------|--------------------|--------|--------|
| O'Hea | DNP-Broken Toe | 5/27-5/30, 6/1-6/3 | 5-9 | 2-3 |
| Wright | DND-Knee | 6/19-24 | 14-18 | 2-3 |
| Little | NWT-Family Matter | 7/3 | 19 | 0-1 |
| Stricklen | DND-Neck | 7/15 | 24 | 0-1 |
| Bird | DND-Neck | 7/24 | 26 | 0-1 |

2014 STARTING LINEUPS

| GAMES | FORWARD | FORWARD | CENTER | GUARD | GUARD | RECORD |
|-------------|-----------|-----------|-----------|--------|---------|--------|
| 1-2 | Quinn | Little | Langhorne | Wright | Bird | 0-2 |
| 3-13, 20-24 | Clark | Little | Langhorne | Wright | Bird | 7-9 |
| 14, 17-18 | Quinn | Little | Langhorne | Clark | Bird | 1-2 |
| 15-16 | Clark | Little | Langhorne | Bird | Johnson | 1-1 |
| 19 | Clark | Langhorne | Robinson | Wright | Bird | 0-1 |
| 25, 27-34 | Stricklen | Little | Langhorne | Wright | Bird | 3-6 |
| 26 | Stricklen | Little | Langhorne | Wright | Johnson | 0-1 |



adidas



STORM

10



boost
mobile

STORM ALL-TIME YEARLY RESULTS



ALL-TIME REGULAR SEASON SERIES

VS. WESTERN CONFERENCE

| Team | 2014 | Overall | Home | Road | MARGINS/WIN | | SEA PTS | | OPP PTS | |
|------------------|-------------|----------------|--------------|--------------|-------------|----|---------|----|---------|----|
| | | | | | HI | LO | HI | LO | HI | LO |
| Tulsa | 2-2 | 24-16 | 13-7 | 11-9 | 46 | 27 | 111 | 56 | 97 | 57 |
| Los Angeles | 0-5 | 26-32 | 17-13 | 9-19 | 36 | 33 | 99 | 48 | 102 | 47 |
| Minnesota | 2-2 | 27-27 | 19-8 | 8-19 | 28 | 25 | 96 | 51 | 97 | 55 |
| Phoenix | 0-5 | 36-22 | 20-8 | 16-14 | 41 | 33 | 111 | 49 | 107 | 45 |
| San Antonio | 2-2 | 30-26 | 19-10 | 12-15 | 40 | 27 | 93 | 53 | 92 | 47 |
| All-Time: | 6-16 | 143-123 | 88-46 | 56-76 | | | | | | |

VS. EASTERN CONFERENCE

| Team | 2014 | Overall | Home | Road | MARGINS | | SEA PTS | | OPP PTS | |
|------------------|------------|--------------|--------------|--------------|---------|----|---------|----|---------|----|
| | | | | | HI | LO | HI | LO | HI | LO |
| Atlanta | 1-1 | 7-7 | 5-2 | 2-5 | 20 | 29 | 91 | 53 | 92 | 65 |
| Chicago | 2-0 | 12-6 | 7-2 | 5-4 | 20 | 16 | 94 | 57 | 86 | 60 |
| Indiana | 0-2 | 14-14 | 11-3 | 3-11 | 27 | 28 | 89 | 45 | 90 | 51 |
| New York | 0-2 | 14-13 | 9-5 | 5-8 | 37 | 23 | 92 | 53 | 84 | 53 |
| Connecticut | 0-2 | 12-15 | 8-5 | 4-10 | 13 | 20 | 95 | 53 | 92 | 60 |
| Washington | 2-0 | 16-11 | 11-3 | 5-8 | 23 | 32 | 96 | 52 | 97 | 49 |
| All-Time: | 5-7 | 75-66 | 51-20 | 24-46 | | | | | | |

VS. DEFUNCT TEAMS

| Team | Overall | Home | Road | MARGINS | | SEA PTS | | OPP PTS | |
|------------|---------|------|------|---------|----|---------|----|---------|----|
| | | | | HI | LO | HI | LO | HI | LO |
| Charlotte | 9-3 | 6-0 | 3-3 | 32 | 14 | 87 | 38 | 86 | 48 |
| Cleveland | 2-4 | 0-2 | 2-2 | 12 | 22 | 73 | 36 | 65 | 58 |
| Houston | 12-19 | 10-5 | 2-14 | 17 | 30 | 84 | 47 | 89 | 49 |
| Miami | 0-4 | 0-2 | 0-2 | --- | 17 | 61 | 42 | 70 | 59 |
| Portland | 4-5 | 2-3 | 2-2 | 10 | 15 | 83 | 43 | 74 | 47 |
| Sacramento | 16-19 | 11-6 | 5-13 | 26 | 33 | 86 | 46 | 87 | 53 |

ANNUAL TEAM STATISTICS

OFFENSE

| YEAR | G | FG-A | PCT. | 3FG-A | PCT. | FT-A | PCT. | OR | DR | TR | AVG | A | PF-D | ST | TO | BS | PTS | AVG |
|------|----|----------|------|---------|------|---------|------|-----|-----|------|------|-----|--------|-----|-----|-----|------|------|
| 2000 | 32 | 667-1740 | .383 | 109-364 | .299 | 379-561 | .676 | 256 | 537 | 793 | 24.7 | 390 | 648-4 | 255 | 525 | 93 | 1822 | 56.9 |
| 2001 | 32 | 689-1821 | .378 | 128-412 | .311 | 415-606 | .685 | 306 | 585 | 891 | 27.8 | 412 | 605-6 | 273 | 431 | 127 | 1921 | 60.0 |
| 2002 | 32 | 794-1948 | .408 | 182-506 | .360 | 418-543 | .770 | 362 | 633 | 995 | 31.1 | 514 | 623-5 | 282 | 477 | 151 | 2188 | 68.4 |
| 2003 | 34 | 890-2045 | .435 | 166-500 | .332 | 442-567 | .780 | 342 | 732 | 1074 | 31.6 | 548 | 644-8 | 232 | 465 | 138 | 2388 | 70.2 |
| 2004 | 34 | 873-2025 | .431 | 167-439 | .380 | 524-676 | .775 | 350 | 709 | 1059 | 31.1 | 552 | 665-8 | 302 | 499 | 131 | 2437 | 71.7 |
| 2005 | 34 | 906-2066 | .439 | 142-429 | .331 | 544-688 | .791 | 323 | 776 | 1099 | 32.3 | 520 | 657-10 | 201 | 516 | 158 | 2498 | 73.5 |
| 2006 | 34 | 961-2124 | .452 | 160-475 | .337 | 562-712 | .789 | 327 | 821 | 1148 | 33.8 | 514 | 682-5 | 232 | 570 | 127 | 2644 | 77.8 |
| 2007 | 34 | 964-2210 | .436 | 224-639 | .351 | 582-715 | .814 | 344 | 820 | 1164 | 34.2 | 533 | 620-1 | 242 | 533 | 151 | 2734 | 80.4 |
| 2008 | 34 | 899-2112 | .426 | 143-453 | .316 | 552-728 | .758 | 340 | 822 | 1162 | 34.2 | 530 | 684-4 | 269 | 526 | 140 | 2493 | 73.3 |
| 2009 | 34 | 909-2116 | .430 | 171-486 | .352 | 555-707 | .785 | 316 | 788 | 1104 | 32.5 | 536 | 710-10 | 276 | 555 | 150 | 2544 | 74.8 |
| 2010 | 34 | 992-2228 | .445 | 246-667 | .369 | 551-695 | .793 | 394 | 840 | 1234 | 36.3 | 636 | 704-4 | 281 | 524 | 128 | 2781 | 81.8 |
| 2011 | 34 | 892-2036 | .438 | 213-599 | .356 | 439-549 | .800 | 269 | 807 | 1076 | 31.6 | 545 | 643-5 | 253 | 547 | 117 | 2436 | 71.6 |
| 2012 | 34 | 870-2006 | .434 | 238-679 | .351 | 444-591 | .751 | 228 | 855 | 1083 | 31.9 | 577 | 602-2 | 205 | 578 | 101 | 2422 | 71.2 |
| 2013 | 34 | 855-2029 | .421 | 196-590 | .332 | 504-615 | .820 | 272 | 758 | 1030 | 30.3 | 469 | 602-4 | 205 | 534 | 84 | 2410 | 70.9 |
| 2014 | 34 | 895-2051 | .436 | 201-598 | .336 | 419-538 | .779 | 216 | 754 | 1227 | 36.1 | 565 | 589-3 | 225 | 498 | 69 | 2410 | 70.9 |

DEFENSE

| YEAR | G | FG-A | PCT. | 3FG-A | PCT. | FT-A | PCT. | OR | DR | TR | AVG | A | PF-D | ST | TO | BS | PTS | AVG |
|------|----|----------|------|---------|------|---------|------|-----|-----|------|------|-----|-------|-----|-----|-----|------|------|
| 2000 | 32 | 778-1721 | .452 | 117-334 | .350 | 498-654 | .761 | 288 | 721 | 1009 | 31.5 | 506 | 618-9 | 284 | 529 | 123 | 2171 | 67.8 |
| 2001 | 32 | 753-1750 | .430 | 125-325 | .385 | 417-559 | .746 | 296 | 756 | 1052 | 32.9 | 492 | 588-3 | 228 | 519 | 127 | 2048 | 64.0 |
| 2002 | 32 | 783-1818 | .431 | 102-342 | .298 | 435-587 | .741 | 307 | 662 | 969 | 30.3 | 488 | 563-5 | 254 | 531 | 125 | 2103 | 65.7 |
| 2003 | 34 | 844-2039 | .414 | 145-437 | .332 | 441-591 | .746 | 352 | 689 | 1041 | 30.6 | 456 | 570-9 | 245 | 459 | 104 | 2274 | 66.9 |
| 2004 | 34 | 851-1989 | .428 | 139-391 | .355 | 423-592 | .715 | 303 | 679 | 982 | 28.9 | 507 | 678-4 | 252 | 527 | 137 | 2264 | 66.6 |
| 2005 | 34 | 892-2163 | .412 | 133-419 | .317 | 490-646 | .759 | 334 | 686 | 1020 | 30.0 | 568 | 691-5 | 267 | 438 | 154 | 2407 | 70.8 |
| 2006 | 34 | 940-2218 | .424 | 164-484 | .339 | 531-707 | .751 | 321 | 710 | 1031 | 30.3 | 520 | 684-8 | 297 | 486 | 116 | 2575 | 75.7 |
| 2007 | 34 | 987-2321 | .425 | 195-528 | .369 | 478-586 | .816 | 333 | 761 | 1094 | 32.2 | 591 | 642-6 | 272 | 495 | 112 | 2647 | 77.9 |
| 2008 | 34 | 861-2164 | .398 | 172-539 | .319 | 512-680 | .753 | 332 | 760 | 1092 | 32.1 | 498 | 674-7 | 263 | 515 | 115 | 2406 | 70.8 |
| 2009 | 34 | 882-2150 | .410 | 202-585 | .345 | 510-671 | .760 | 332 | 746 | 1078 | 31.7 | 517 | 672-7 | 275 | 555 | 131 | 2476 | 72.8 |
| 2010 | 34 | 888-2152 | .413 | 186-556 | .335 | 550-702 | .783 | 308 | 705 | 1013 | 29.8 | 484 | 624-6 | 241 | 515 | 121 | 2512 | 73.9 |
| 2011 | 34 | 885-2116 | .418 | 168-468 | .359 | 437-572 | .764 | 291 | 722 | 1013 | 29.8 | 509 | 545-1 | 269 | 482 | 127 | 2375 | 69.9 |
| 2012 | 34 | 877-2244 | .391 | 212-620 | .342 | 470-615 | .764 | 360 | 785 | 1145 | 33.7 | 511 | 592-2 | 307 | 462 | 123 | 2436 | 71.6 |
| 2013 | 34 | 916-2106 | .435 | 140-467 | .300 | 519-648 | .801 | 296 | 777 | 1073 | 31.6 | 533 | 593-1 | 283 | 449 | 139 | 2491 | 73.3 |
| 2014 | 34 | 979-2142 | .457 | 144-440 | .327 | 459-576 | .797 | 281 | 825 | 1328 | 39.1 | 559 | 560-3 | 269 | 447 | 114 | 2561 | 75.3 |

STORM HEAD COACH STATISTICS



ANNUAL WIN/LOSS RECORD

| YEAR | COACH | W-L | PCT. | HOME | ROAD | PF | PA | PLAYOFFS | FINISH |
|---------------|--------------|----------------|-------------|---------------|---------------|---------------|---------------|--------------|----------------------------|
| 2000 | Lin Dunn | 6-26 | .188 | 4-12 | 2-14 | 1822 | 2171 | -- -- | Eighth, West (DNQ) |
| 2001 | Lin Dunn | 10-22 | .313 | 5-11 | 5-11 | 1921 | 2048 | -- -- | Eighth, West (DNQ) |
| 2002 | Lin Dunn | 17-15 | .531 | 10-6 | 7-9 | 2188 | 2103 | 0-2 0.000 | Fourth, West (Conf. Semis) |
| 2003 | Anne Donovan | 18-16 | .529 | 13-4 | 5-12 | 2388 | 2274 | -- -- | Fifth, West (DNQ) |
| 2004 | Anne Donovan | 20-14 | .529 | 13-4 | 7-10 | 2437 | 2264 | 6-2 .750 | WNBA Champions |
| 2005 | Anne Donovan | 20-14 | .588 | 14-3 | 6-11 | 2498 | 2407 | 1-2 .333 | Second, West (Conf. Semis) |
| 2006 | Anne Donovan | 18-16 | .529 | 8-9 | 10-7 | 2644 | 2575 | 1-2 .333 | Fourth, West (Conf. Semis) |
| 2007 | Anne Donovan | 17-17 | .500 | 12-5 | 5-12 | 2734 | 2647 | 0-2 .000 | Fourth, West (Conf. Semis) |
| 2008 | Brian Agler | 22-12 | .647 | 16-1 | 6-11 | 2493 | 2406 | 1-2 .333 | Second, West (Conf. Semis) |
| 2009 | Brian Agler | 20-14 | .588 | 13-4 | 7-10 | 2544 | 2476 | 1-2 .333 | Second, West (Conf. Semis) |
| 2010 | Brian Agler | 28-6 | .824 | 17-0 | 11-6 | 2781 | 2512 | 7-0 1.000 | WNBA Champions |
| 2011 | Brian Agler | 21-13 | .618 | 15-2 | 6-11 | 2436 | 2375 | 1-2 .333 | Second, West (Conf. Semis) |
| 2012 | Brian Agler | 16-18 | .471 | 10-7 | 6-11 | 2422 | 2436 | 1-2 .333 | Fourth, West (Conf. Semis) |
| 2013 | Brian Agler | 17-17 | .500 | 9-8 | 8-9 | 2410 | 2491 | 0-2 .000 | Fourth, West (Conf. Semis) |
| 2014 | Brian Agler | 12-22 | .352 | 8-9 | 4-13 | 2410 | 2561 | -- -- | Fifth, West (DNQ) |
| TOTALS | | 262-242 | .519 | 168-84 | 94-148 | 36,128 | 35,746 | 19-20 | .487 |

FRANCHISE WIN/LOSS: MONTH BY MONTH

| Month | Wins | Losses | PCT |
|-----------|------|--------|------|
| May | 19 | 21 | .475 |
| June | 86 | 76 | .530 |
| July | 78 | 78 | .500 |
| August | 59 | 50 | .541 |
| September | 20 | 17 | .541 |

HEAD COACHING RECORDS

| COACH | YEARS | SEASONS | OVERALL | | PLAYOFFS | |
|--------------|------------|---------|---------|------|----------|-------|
| | | | W-L | PCT. | W-L | PCT. |
| Lin Dunn | 2000-02 | 3 | 33-63 | .343 | 0-2 | 0.000 |
| Anne Donovan | 2003-07 | 5 | 93-77 | .547 | 8-8 | .500 |
| Brian Agler | 2008-2014 | 7 | 136-102 | .571 | 11-10 | .523 |
| Jenny Boucek | 2015-Pres. | 1 | | | | |

ASSOCIATE HEAD COACHES

Jenny Boucek 2014

ASSISTANT COACHES

Missy Bequette 2000
 Jenny Boucek 2003-05; 2010-2013.
 Rob Fodor 2015-Pres.
 Nancy Darsch 2008-2013
 Carrie Graf 2002
 Kay James 2001
 Jessie Kenlaw 2003-06
 Gary Kloppenburg 2000-02
 Shellie Patterson 2007-08
 Heidi VanDerveer 2006-07
 Ryan Webb 2015-Pres.
 Shaquala Williams 2014



All Games / Winning Streaks (Can Span Seasons)

13 06/18/2010:07/30/2010
 7 06/29/2008:07/18/2008
 6 06/03/2004:06/19/2004
 6 07/15/2005:07/31/2005
 6 08/11/2007:05/22/2008
 6 08/18/2009:09/01/2009

All Games / Winning Streaks (Single Season)

13 06/18/2010:07/30/2010
 7 06/29/2008:07/18/2008
 6 06/03/2004:06/19/2004
 6 07/15/2005:07/31/2005
 6 08/18/2009:09/01/2009

All Games / Losing Streaks (Can Span Seasons)

8 06/15/2000:07/03/2000
 7 07/13/2014:07/31/2014
 7 07/07/2001:07/21/2001
 6 07/06/2000:07/19/2000
 5 08/12/2003:08/20/2003
 4 05/31/2000:06/07/2000
 4 07/25/2000:07/30/2000
 4 07/27/2001:08/04/2001
 4 08/10/2001:05/30/2002
 4 08/13/2002:05/30/2003
 4 06/24/2005:06/30/2005
 4 06/03/2012:06/13/2012
 4 09/11/2012:09/16/2012

All Games / Losing Streaks (Single Season)

8 06/15/2000:07/03/2000
 7 07/13/2014:07/31/2014
 7 07/07/2001:07/21/2001
 6 07/06/2000:07/19/2000
 5 08/12/2003:08/20/2003

Home Games / Winning Streaks (Can Span Seasons)

18 05/16/2010:06/04/2011
 15 06/20/2008:07/09/2009
 10 07/15/2005:05/21/2006
 10 08/04/2007:06/11/2008
 8 06/22/2003:08/08/2003
 8 06/17/2011:08/11/2011

Home Games / Winning Streaks (Single Season)

17 05/16/2010:08/21/2010
 10 06/20/2008:09/12/2008
 9 07/15/2005:08/27/2005
 8 06/22/2003:08/08/2003
 8 06/17/2011:08/11/2011

Home Games / Losing Streaks (Can Span Seasons)

7 06/15/2000:07/19/2000
 5 07/15/2014:07/31/2014
 4 06/30/2001:07/20/2001
 4 07/16/2006:07/30/2006
 3 08/10/2001:05/30/2002
 3 06/09/2002:06/18/2002
 3 08/18/2012:08/23/2012

Home Games / Losing Streaks (Single Season)

7 06/15/2000:07/19/2000
 5 07/15/2014:07/31/2014
 4 06/30/2001:07/20/2001
 4 07/16/2006:07/30/2006
 3 06/09/2002:06/18/2002
 3 08/18/2012:08/23/2012

Road Games / Winning Streaks (Can Span Seasons)

6 06/18/2010:07/20/2010
 5 07/22/2006:08/08/2006
 4 07/25/2002:08/01/2002
 4 06/05/2004:06/19/2004
 2 06/04/2001:06/09/2001
 2 06/22/2001:06/25/2001
 2 06/02/2002:06/14/2002
 2 06/17/2003:06/19/2003
 2 09/13/2004:06/02/2005
 2 08/23/2005:05/25/2006
 2 06/14/2006:06/15/2006
 2 07/08/2008:07/18/2008
 2 09/02/2008:09/04/2008
 2 08/18/2009:09/01/2009
 2 09/12/2009:05/22/2010
 2 05/30/2010:06/05/2010
 2 09/02/2011:09/03/2011
 2 06/15/2012:06/26/2012
 2 07/13/2012:09/08/2012
 2 06/16/2013:06/21/2013
 2 08/06/2013:08/23/2013

Road Games / Winning Streaks (Single Season)

6 06/18/2010:07/20/2010
 5 07/22/2006:08/08/2006
 4 07/25/2002:08/01/2002
 4 06/05/2004:06/19/2004
 2 06/04/2001:06/09/2001
 2 06/22/2001:06/25/2001
 2 06/02/2002:06/14/2002
 2 06/17/2003:06/19/2003
 2 06/14/2006:06/15/2006
 2 07/08/2008:07/18/2008
 2 09/02/2008:09/04/2008
 2 08/18/2009:09/01/2009
 2 05/30/2010:06/05/2010
 2 09/02/2011:09/03/2011
 2 06/15/2012:06/26/2012
 2 07/13/2012:09/08/2012
 2 06/16/2013:06/21/2013
 2 08/06/2013:08/23/2013

Road Games / Losing Streaks (Can Span Seasons)

10 07/06/2000:06/03/2001
 9 07/18/2003:06/01/2004
 8 07/07/2001:08/11/2001
 6 05/24/2008:06/24/2008
 6 05/22/2012:06/13/2012

Road Games / Losing Streaks (Single Season)

9 07/06/2000:08/09/2000
 8 07/07/2001:08/11/2001
 7 07/18/2003:08/20/2003
 6 05/24/2008:06/24/2008
 6 05/22/2012:06/13/2012



ALL-TIME SEASON OPENERS

| Date | Opponent | Result | Attendance |
|--------------|----------------|-----------|------------|
| May 31, 2000 | at Sacramento | L, 76-60 | 9,013 |
| May 31, 2001 | Phoenix | W, 83-70 | 7,567 |
| May 30, 2002 | New York | L, 78-61 | |
| May 22, 2003 | at Houston | L, 75-64 | |
| May 16, 2004 | Minnesota | W, 88-85 | 6,624 |
| May 21, 2005 | Los Angeles | L, 68-50 | 11,076 |
| May 21, 2006 | Los Angeles | W, 90-67 | 9,686 |
| May 19, 2007 | Houston | W, 82-69 | 9,686 |
| May 17, 2008 | Chicago | W, 67-61 | 12,079 |
| June 6, 2009 | at Sacramento | W, 71-61 | 14,824 |
| May 16, 2010 | Los Angeles | W, 81-67 | 9,686 |
| June 4, 2011 | Phoenix | W, 78-71 | 11,548 |
| May 18, 2012 | Los Angeles | L, 72-66 | 9,686 |
| May 26, 2013 | at Los Angeles | L, 102-69 | 10,090 |
| May 16, 2014 | Los Angeles | L, 80-69 | 8,749 |

ALL-TIME HOME OPENERS

| Date | Opponent | Result | Attendance |
|--------------|-------------|---------------|------------|
| June 1, 2000 | Houston | L, 77-47 | 10,840 |
| May 31, 2001 | Phoenix | W, 83-70 | 7,567 |
| May 30, 2002 | New York | L, 78-61 | |
| May 30, 2003 | Los Angeles | L, 77-74 (OT) | |
| May 16, 2004 | Minnesota | W, 88-85 | 6,624 |
| May 21, 2005 | Los Angeles | L, 68-50 | 11,076 |
| May 21, 2006 | Los Angeles | W, 90-67 | 9,686 |
| May 19, 2007 | Houston | W, 82-69 | 9,686 |
| May 17, 2008 | Chicago | W, 67-61 | 12,079 |
| June 7, 2009 | Sacramento | W, 80-70 | 9,686 |
| May 16, 2010 | Los Angeles | W, 81-67 | 9,686 |
| June 4, 2011 | Phoenix | W, 78-71 | 11,548 |
| May 18, 2012 | Los Angeles | L, 72-66 | 9,686 |
| June 2, 2013 | Phoenix | W, 75-72 | 9,686 |
| May 16, 2014 | Los Angeles | L, 80-69 | 8,749 |

ALL-TIME OPENING NIGHT STARTING LINEUPS

| Date | Opponent | Result | Lineup |
|--------------|-----------------|-----------|---|
| May 31, 2000 | at Sacramento | L, 76-60 | Henning, Campbell, Hibbert, Vodichkova, Q. Barnes |
| May 31, 2001 | Phoenix | W, 83-70 | Randall, Henning, Steding, Jackson, Edwards |
| May 30, 2002 | New York | L, 78-61 | Bird, Randall, A. Barnes, McCulley, Edwards |
| May 22, 2003 | at Houston | L, 75-64 | Bird, Brondello, A. Barnes, Jackson, Burras |
| May 16, 2004 | Minnesota | W, 88-85 | Bird, Lennox, Sam, Jackson, Vodichkova |
| May 21, 2005 | Los Angeles | L, 68-50 | Bird, Lennox, Jackson, Stevenson, Burse |
| May 21, 2006 | Los Angeles | W, 90-67 | Bird, Lennox, Castro Marques, Jackson, Palmer |
| May 19, 2007 | Houston | W, 82-69 | Bird, Lennox, Castro Marques, Jackson, Burse |
| May 17, 2008 | Chicago | W, 67-61 | Bird, Swoopes, Cash, Jackson, Griffith |
| June 6, 2009 | at Sacramento | W, 71-61 | Bird, S. Johnson, Cash, Little, Jackson |
| May 16, 2010 | Los Angeles | W, 81-67 | Bird, Wright, Cash, Little, Jackson |
| June 4, 2011 | Phoenix | W, 78-71 | Bird, Wright, Cash, Little, Jackson |
| May 18, 2012 | Los Angeles | L, 72-66 | Bird, Wright, Thompson, Little, Wauters |
| May 26, 2013 | at Los Angeles | L, 102-69 | T. Johnson, Wright, Quinn, Thompson, Little |
| May 16, 2014 | vs. Los Angeles | L, 80-69 | Bird, Wright, Quinn, Little, Langhorne |

10-POINT, 20-POINT, DOUBLE-DOUBLE RECORDS



MOST 10-POINT GAMES IN A SEASON

33 in 2003 Lauren Jackson
31 in 2010 Lauren Jackson
31 in 2004 Lauren Jackson
30 in 2010 Swin Cash
30 in 2007 Lauren Jackson
30 in 2005 Lauren Jackson
28 in 2006 Betty Lennox
27 in 2011 Sue Bird
26 in 2006 Lauren Jackson
25 in 2008 Sue Bird
25 in 2002 Sue Bird
25 in 2002 Lauren Jackson
25 in 2001 Lauren Jackson
22 in 2014 Crystal Langhorne
22 in 2014 Camille Little
17 in 2014 Sue Bird

MOST 20-POINT GAMES IN A SEASON

20 in 2007 Lauren Jackson
19 in 2003 Lauren Jackson
17 in 2004 Lauren Jackson
16 in 2010 Lauren Jackson
15 in 2006 Lauren Jackson
13 in 2009 Lauren Jackson
13 in 2005 Lauren Jackson
9 in 2011 Sue Bird
9 in 2008 Lauren Jackson
9 in 2002 Lauren Jackson
5 in 2014 Crystal Langhorne
5 in 2014 Camille Little

MOST DOUBLE-DOUBLE GAMES IN A SEASON

17 in 2007 Lauren Jackson
13 in 2003 Lauren Jackson
12 in 2005 Lauren Jackson
9 in 2010 Lauren Jackson
8 in 2006 Lauren Jackson
7 in 2003 Sue Bird
5 in 2013 Tina Thompson
5 in 2009 Swin Cash
5 in 2006 Janell Burse
5 in 2002 Lauren Jackson
3 in 2014 Crystal Langhorne

MOST TRIPLE-DOUBLE GAMES IN A SEASON:

1 in 2014 Temeka Johnson

MOST 10-POINT GAMES IN A CAREER*

288 Lauren Jackson
253 Sue Bird
125 Camille Little
110 Tanisha Wright
96 Swin Cash
91 Betty Lennox
58 Janell Burse
58 Kamila Vodichkova
43 Iziane Castro Marques
38 Tina Thompson
22 Crystal Langhorne
9 Shekinna Stricklen

MOST 20-POINT GAMES IN A CAREER*

139 Lauren Jackson
57 Sue Bird
15 Tanisha Wright
14 Betty Lennox
13 Camille Little
10 Swin Cash
9 Iziane Castro Marques
8 Tina Thompson
6 Janell Burse
5 Crystal Langhorne
3 Edna Campbell
3 Jamie Redd
4 Shekinna Stricklen
3 Kamila Vodichkova

MOST DOUBLE-DOUBLE GAMES IN A CAREER*

76 Lauren Jackson
20 Sue Bird
11 Janell Burse
10 Swin Cash
9 Camille Little
5 Tina Thompson
5 Kamila Vodichkova
3 Crystal Langhorne
3 Betty Lennox
3 Tanisha Wright

MOST TRIPLE-DOUBLE GAMES IN A CAREER*

1 Temeka Johnson

*Career with the Storm



MOST CONSECUTIVE SEATTLE STORM GAMES PLAYED

| Games | Date started-to completed | Missed Game |
|-------|---------------------------|----------------------------------|
| 119 | 07/03/2000-05/28/2004 | (miss 06/03/2004) Simone Edwards |
| 117 | 07/09/2006-09/10/2009 | (miss 05/16/2010) Tanisha Wright |
| 107 | 07/19/2011-06/29/14 | (miss 07/03/2014) Camille Little |
| 106 | 05/30/2002-06/07/2005 | (miss 06/22/2005) Sue Bird |
| 99 | 06/29/2008-07/14/2011 | (miss 07/19/2011) Camille Little |

MOST CONSECUTIVE SEATTLE STORM GAMES STARTED

| GAMES | DATE STARTED-TO COMPLETED | MISSED GAME |
|-------|---------------------------|----------------------------------|
| 107 | 07/19/2011-06/29/14 | (miss 07/03/2014) Camille Little |
| 106 | 05/30/2002-06/07/2005 | (miss 06/22/2005) Sue Bird |
| 93 | 07/18/2008-07/14/2011 | (miss 07/19/2011) Camille Little |
| 74 | 06/22/2005-07/03/2007 | (miss 07/20/2007) Sue Bird |
| 69 | 08/27/2005-08/17/2007 | (current) Betty Lennox |

CONSECUTIVE GAMES PLAYED WITH A DOUBLE-DOUBLE

| Games | Streak Started-Completed | Game Snapped |
|-------|--------------------------|-------------------------------------|
| 7 | 07/25/2003-08/12/2003 | Lauren Jackson (snapped 08/15/2003) |
| 5 | 07/17/2007-07/27/2007 | Lauren Jackson (snapped 07/29/2007) |
| 3 | 07/06/2010-07/17/2010 | Swin Cash (snapped 07/20/2010) |
| 3 | 07/28/2009-08/04/2009 | Swin Cash (snapped 08/06/2009) |
| 3 | 08/18/2005-08/23/2005 | Lauren Jackson (snapped 08/25/2005) |
| 3 | 08/17/2003-08/20/2003 | Lauren Jackson (snapped 08/23/2003) |
| 3 | 07/06/2007-07/10/2007 | Lauren Jackson (snapped 07/11/2007) |
| 3 | 06/22/2007-06/26/2007 | Lauren Jackson (snapped 06/28/2007) |

CONSECUTIVE GAMES PLAYED WITH AT LEAST 20 POINTS

| GAMES | STREAK STARTED-COMPLETED | GAME SNAPPED |
|-------|--------------------------|--|
| 8 | 06/06/2009 : 06/26/2009 | Lauren Jackson (snapped 06/28/2009) |
| 7 | 06/25/2010 : 07/20/2010 | Lauren Jackson (snapped 07/25/2010) |
| 7 | 07/17/2003 : 07/31/2003 | Lauren Jackson (snapped 08/02/2003) |
| 5 | 07/22/2007 : 07/31/2007 | Lauren Jackson (snapped 08/03/2007) |
| 4 | 07/27/2008 : 09/02/2008 | Sue Bird (snapped 09/04/2008) |
| 4 | 07/01/2004 : 07/08/2004 | Lauren Jackson (snapped 07/10/2004) |
| 4 | 07/30/2006 : 08/05/2006 | Lauren Jackson (snapped 08/08/2006) |
| 4 | 05/25/2006 : 06/04/2006 | Lauren Jackson (snapped 06/07/2006) |
| 4 | 09/12/2004 : 09/18/2004 | Lauren Jackson (snapped 05/21/2005) |
| 3 | 05/30/2014 : 06/03/2014 | Crystal Langhorne (snapped 06/06/2014) |

CONSECUTIVE GAMES PLAYED WITH AT LEAST 10 POINTS

| GAMES | STREAK STARTED-COMPLETED | GAME SNAPPED |
|-------|--------------------------|-------------------------------------|
| 84 | 06/26/2002 : 09/18/2004 | Lauren Jackson (snapped 05/21/2005) |
| 45 | 07/09/2009-08/17/2010 | Lauren Jackson (snapped 08/20/2010) |
| 31 | 07/30/2006-07/31/2007 | Lauren Jackson (snapped 08/03/2007) |
| 23 | 06/03/2008-06/26/2009 | Lauren Jackson (snapped 06/28/2009) |
| 19 | 06/30/2005-08/25/2005 | Lauren Jackson (snapped 08/27/2005) |

20-POINT, 10-REBOUND ALL-TIME RECORDS



| Date | Opponent | Point, Rebound: | Player |
|------------|------------------|-----------------|-------------------|
| 07/03/2001 | SEA vs WAS (4OT) | 24 P, 12 R: | Lauren Jackson |
| 07/18/2001 | SEA at MIN | 21 P, 10 R: | Lauren Jackson |
| 06/18/2002 | SEA vs LA | 23 P, 10 R: | Lauren Jackson |
| 07/27/2002 | SEA at WAS | 25 P, 10 R: | Lauren Jackson |
| 08/09/2002 | SEA vs POR | 23 P, 13 R: | Lauren Jackson |
| 06/03/2003 | SEA vs SAC | 22 P, 13 R: | Lauren Jackson |
| 06/07/2003 | SEA vs PHO | 27 P, 14 R: | Lauren Jackson |
| 06/17/2003 | SEA at PHO | 23 P, 10 R: | Lauren Jackson |
| 07/25/2003 | SEA vs PHO | 26 P, 10 R: | Lauren Jackson |
| 07/26/2003 | SEA at SAC | 23 P, 10 R: | Lauren Jackson |
| 07/31/2003 | SEA vs CHA | 23 P, 20 R: | Lauren Jackson |
| 08/06/2003 | SEA vs LA | 34 P, 13 R: | Lauren Jackson |
| 08/12/2003 | SEA vs SA | 32 P, 18 R: | Lauren Jackson |
| 08/17/2003 | SEA vs DET | 23 P, 13 R: | Lauren Jackson |
| 08/20/2003 | SEA at SA (OT) | 22 P, 14 R: | Lauren Jackson |
| 05/28/2004 | SEA at PHO | 20 P, 11 R: | Lauren Jackson |
| 07/03/2004 | SEA vs SAC | 32 P, 12 R: | Lauren Jackson |
| 06/04/2005 | SEA vs IND | 24 P, 15 R: | Lauren Jackson |
| 06/22/2005 | SEA vs CT | 23 P, 17 R: | Lauren Jackson |
| 07/03/2005 | SEA vs SAC | 31 P, 13 R: | Lauren Jackson |
| 06/09/2006 | SEA at CT | 23 P, 14 R: | Janell Burse |
| 06/15/2006 | SEA at CHI | 27 P, 10 R: | Lauren Jackson |
| 06/21/2006 | SEA vs PHO | 28 P, 14 R: | Lauren Jackson |
| 07/01/2006 | SEA vs MIN | 25 P, 10 R: | Lauren Jackson |
| 07/16/2006 | SEA vs CT | 20 P, 11 R: | Lauren Jackson |
| 08/05/2006 | SEA vs CHA | 20 P, 11 R: | Lauren Jackson |
| 08/05/2006 | SEA vs CHA | 23 P, 12 R: | Janell Burse |
| 05/19/2007 | SEA vs HOU | 23 P, 10 R: | Lauren Jackson |
| 06/02/2007 | SEA vs SA | 20 P, 14 R: | Lauren Jackson |
| 06/24/2007 | SEA at LA | 35 P, 10 R: | Lauren Jackson |
| 06/26/2007 | SEA vs CHI | 33 P, 12 R: | Lauren Jackson |
| 07/06/2007 | SEA at HOU | 28 P, 13 R: | Lauren Jackson |
| 07/17/2007 | SEA at PHO | 33 P, 11 R: | Lauren Jackson |
| 07/22/2007 | SEA at NY | 23 P, 17 R: | Lauren Jackson |
| 07/24/2007 | SEA at WAS (OT) | 47 P, 14 R: | Lauren Jackson |
| 07/27/2007 | SEA vs IND | 27 P, 10 R: | Lauren Jackson |
| 08/04/2007 | SEA vs PHO | 23 P, 12 R: | Lauren Jackson |
| 08/17/2007 | SEA vs LA | 32 P, 15 R: | Lauren Jackson |
| 06/11/2008 | SEA vs PHO | 20 P, 14 R: | Lauren Jackson |
| 06/12/2009 | SEA at MIN | 22 P, 11 R: | Lauren Jackson |
| 08/01/2009 | SEA vs SA (OT) | 23 P, 13 R: | Lauren Jackson |
| 05/16/2010 | SEA vs LA | 23 P, 10 R: | Lauren Jackson |
| 06/01/2010 | SEA vs ATL | 32 P, 10 R: | Lauren Jackson |
| 06/18/2010 | SEA at NY | 20 P, 12 R: | Lauren Jackson |
| 06/29/2010 | SEA vs SA | 31 P, 15 R: | Lauren Jackson |
| 07/06/2010 | SEA vs NY | 20 P, 11 R: | Swin Cash |
| 07/14/2010 | SEA at PHO (3OT) | 31 P, 18 R: | Lauren Jackson |
| 07/27/2010 | SEA vs PHO | 33 P, 11 R: | Lauren Jackson |
| 06/21/2013 | SEA at SA | 23 P, 10 R: | Camille Little |
| 08/27/2013 | SEA at SA | 27 P, 13 R: | Tina Thompson |
| 09/12/2013 | SEA at TUL | 20 P, 10 R: | Tina Thompson |
| 05/30/2014 | SEA at ATL | 21 P, 11 R: | Crystal Langhorne |
| 08/07/2014 | SEA vs ATL | 21 P, 13 R: | Camille Little |

OVERTIME & 100+ POINT GAME RECORDS



OVERTIME GAMES PLAYED

| DATE | OPPONENT | RESULT |
|------------|--------------|------------------|
| 06/13/2000 | vs.LA | W, 69-59 (OT) |
| 08/06/2000 | vs.POR | W, 66-58 (OT) |
| 08/08/2000 | vs.LA | L, 52-60 (OT) |
| 06/04/2001 | @IND | W, 74-71 (OT) |
| 07/03/2001 | vs.WAS | L, 69-72 (4OT) |
| 07/24/2001 | vs.DET | W, 74-69 (OT) |
| 06/04/2002 | vs.MIN | W, 78-68 (OT) |
| 07/07/2002 | @MIA | L, 65-61 (OT) |
| 05/30/2003 | vs.LA | L, 74-77 (OT) |
| 08/20/2003 | @SA | L, 78-70 (OT) |
| 07/17/2004 | vs.WAS | W, 85-83 (OT) |
| 06/15/2005 | vs.MIN | L, 86-81 (OT) |
| 07/24/2007 | @WAS | L, 97-96 (OT) |
| 07/22/2009 | vs.LA | W, 98-87 (3OT) |
| 08/01/2009 | vs.SA | W, 85-82 (OT) |
| 08/04/2009 | vs.PHO | L, 90-101 (OT) |
| 08/06/2009 | @LA | L, 79-75 (OT) |
| 08/29/2009 | vs.ATL | W, 91-84 (2OT) |
| 09/10/2009 | vs.PHO | L, 84-92 (OT) |
| 05/22/2010 | @PHO | W, 95-89 (OT) |
| 07/14/2010 | @PHO | W, 111-107 (3OT) |
| 07/01/2012 | @CT | W, 89-83 (OT) |
| 06/18/2013 | vs.WAS | W, 96-86 (OT) |
| 06/19/2014 | vs. SA | L, 82-87 (OT) |
| 06/22/2014 | vs. WAS | W, 89-86 (OT) |
| 07/24/2014 | vs. New York | L, 84-80 (OT) |

GAMES STORM SCORED 100+ POINTS

| DATE | OPPONENT | SCORE |
|------------|----------|------------------|
| 05/23/2007 | vs.PHO | W, 100-87 |
| 08/04/2007 | vs.PHO | W, 111-101 |
| 07/14/2010 | @PHO | W, 111-107 (3OT) |
| 08/07/2010 | vs.TUL | W, 111-65 |
| 09/06/2012 | vs.TUL | W, 101-74 |

GAMES STORM ALLOWED 100+ POINTS

| DATE | OPPONENT | SCORE |
|------------|----------|------------------|
| 08/04/2007 | vs.PHO | W, 111-107 |
| 08/04/2009 | vs.PHO | L, 90-101 (OT) |
| 07/14/2010 | @PHO | W, 111-107 (3OT) |
| 05/26/2013 | @LA | L, 69-102 |

ANNUAL STATISTICAL LEADERS



POINTS

| YEAR | PLAYER | TP | AVG. |
|------|-------------------|-----|------|
| 2014 | Crystal Langhorne | 437 | 12.9 |
| 2013 | Tina Thompson | 479 | 14.1 |
| 2012 | Camille Little | 384 | 11.3 |
| 2011 | Sue Bird | 500 | 14.7 |
| 2010 | Lauren Jackson | 656 | 20.5 |
| 2009 | Lauren Jackson | 499 | 19.2 |
| 2008 | Sue Bird | 465 | 14.1 |
| 2007 | Lauren Jackson | 739 | 23.8 |
| 2006 | Lauren Jackson | 585 | 19.5 |
| 2005 | Lauren Jackson | 597 | 17.6 |
| 2004 | Lauren Jackson | 634 | 20.5 |
| 2003 | Lauren Jackson | 698 | 21.2 |
| 2002 | Lauren Jackson | 482 | 17.2 |
| 2001 | Lauren Jackson | 442 | 15.2 |
| 2000 | Edna Campbell | 222 | 13.9 |

POINTS PER GAME

| YEAR | PLAYER | TP | AVG. |
|------|-------------------|-----|------|
| 2014 | Crystal Langhorne | 437 | 12.9 |
| 2013 | Tina Thompson | 479 | 14.1 |
| 2012 | Sue Bird | 355 | 12.2 |
| 2011 | Sue Bird | 500 | 14.7 |
| 2010 | Lauren Jackson | 656 | 20.5 |
| 2009 | Lauren Jackson | 499 | 19.2 |
| 2008 | Lauren Jackson | 425 | 20.2 |
| 2007 | Lauren Jackson | 739 | 23.8 |
| 2006 | Lauren Jackson | 585 | 19.5 |
| 2005 | Lauren Jackson | 597 | 17.6 |
| 2004 | Lauren Jackson | 634 | 20.5 |
| 2003 | Lauren Jackson | 698 | 21.2 |
| 2002 | Lauren Jackson | 482 | 17.2 |
| 2001 | Lauren Jackson | 442 | 15.2 |
| 2000 | Edna Campbell | 222 | 13.9 |

FG PERCENTAGE (MIN 45 FTA)

| YEAR | PLAYER | PCT | FG-FGA |
|------|-------------------|------|---------|
| 2014 | Crystal Langhorne | .571 | 180-315 |
| 2013 | Tianna Hawkins | .527 | 48-91 |
| 2012 | Ann Wauters | .519 | 95-183 |
| 2011 | Ashley Robinson | .484 | 59-122 |
| 2010 | Camille Little | .500 | 128-256 |
| 2009 | Janell Burse | .510 | 74-145 |
| 2008 | Camille Little | .532 | 75-141 |
| 2007 | Lauren Jackson | .519 | 258-497 |
| 2006 | Lauren Jackson | .535 | 193-361 |
| 2005 | Janell Burse | .523 | 127-243 |
| 2004 | Lauren Jackson | .478 | 220-460 |
| 2003 | Lauren Jackson | .438 | 254-526 |
| 2002 | Seimone Edwards | .532 | 84-158 |
| 2001 | Semeka Randall | .479 | 91-190 |
| 2000 | Charisse Sampson | .457 | 21-46 |

3-PT FG PERCENTAGE (MIN 20 3PA)

| YEAR | PLAYER | PCT | 3FG-A |
|------|-------------------|------|--------|
| 2014 | Jenna O'Hea | .403 | 29-72 |
| 2013 | Tina Thompson | .370 | 60-162 |
| 2012 | Ann Wauters | .450 | 9-20 |
| 2011 | Sue Bird | .428 | 71-166 |
| 2010 | Le'Coe Willingham | .452 | 14-31 |
| 2009 | Lauren Jackson | .430 | 49-114 |
| 2008 | Sue Bird | .343 | 47-137 |
| 2007 | Lauren Jackson | .402 | 49-122 |
| 2006 | I. Castro Marques | .385 | 25-65 |
| 2005 | Sue Bird | .437 | 45-103 |
| 2004 | Lauren Jackson | .452 | 52-115 |
| 2003 | Sandy Brondello | .438 | 21-48 |
| 2002 | Sue Bird | .401 | 57-142 |
| 2001 | Katy Steding | .457 | 16-35 |
| 2000 | Charisse Sampson | .391 | 9-23 |

FT PERCENTAGE (MIN 45 FTA)

| YEAR | PLAYER | PCT | FT-A |
|------|-------------------|------|---------|
| 2014 | Sue Bird | .831 | 54-65 |
| 2013 | Temeka Johnson | .875 | 77-88 |
| 2012 | Tanisha Wright | .859 | 67-83 |
| 2011 | Tanisha Wright | .897 | 78-87 |
| 2010 | Lauren Jackson | .910 | 162-178 |
| 2009 | Tanisha Wright | .906 | 96-106 |
| 2008 | Lauren Jackson | .934 | 99-106 |
| 2007 | Betty Lennox | .909 | 110-121 |
| 2006 | Lauren Jackson | .899 | 170-189 |
| 2005 | Betty Lennox | .874 | 76-87 |
| 2004 | Sue Bird | .859 | 73-85 |
| 2003 | Sue Bird | .884 | 61-69 |
| 2002 | Sue Bird | .911 | 102-112 |
| 2001 | Lauren Jackson | .727 | 104-143 |
| 2000 | Kamila Vodichkova | .769 | 60-78 |

REBOUNDS PER GAME

| YEAR | PLAYER | REB | AVG. |
|------|-------------------|-----|------|
| 2014 | Crystal Langhorne | 253 | 7.4 |
| 2013 | Tina Thompson | 198 | 5.8 |
| 2012 | Ann Wauters | 146 | 5.8 |
| 2011 | Swin Cash | 234 | 6.9 |
| 2010 | Lauren Jackson | 264 | 8.3 |
| 2009 | Lauren Jackson | 182 | 7.0 |
| 2008 | Lauren Jackson | 147 | 7.0 |
| 2007 | Lauren Jackson | 300 | 9.7 |
| 2006 | Lauren Jackson | 230 | 7.7 |
| 2005 | Lauren Jackson | 313 | 9.2 |
| 2004 | Lauren Jackson | 207 | 6.7 |
| 2003 | Lauren Jackson | 307 | 9.3 |
| 2002 | Lauren Jackson | 190 | 6.8 |
| 2001 | Lauren Jackson | 193 | 6.7 |
| 2000 | Kamila Vodichkova | 97 | 4.2 |

ASSISTS

| YEAR | PLAYER | AST | AVG. |
|------|----------------|-----|------|
| 2014 | Sue Bird | 133 | 4.0 |
| 2013 | Tanisha Wright | 138 | 4.1 |
| 2012 | Sue Bird | 155 | 6.9 |
| 2011 | Sue Bird | 165 | 5.9 |
| 2010 | Sue Bird | 190 | 7.6 |
| 2009 | Sue Bird | 179 | 6.5 |
| 2008 | Sue Bird | 169 | 6.1 |
| 2007 | Sue Bird | 143 | 6.2 |
| 2006 | Sue Bird | 162 | 6.1 |
| 2005 | Sue Bird | 176 | 6.9 |
| 2004 | Sue Bird | 184 | 6.5 |
| 2003 | Sue Bird | 221 | 7.8 |
| 2002 | Sue Bird | 191 | 6.8 |
| 2001 | Sonja Henning | 93 | 4.1 |
| 2000 | Sonja Henning | 79 | 3.2 |

BLOCKED SHOTS

| YEAR | PLAYER | BKS | AVG. |
|------|-----------------|-----|------|
| 2014 | Camille Little | 14 | 0.4 |
| 2013 | Tina Thompson | 22 | 0.6 |
| 2012 | Tina Thompson | 22 | 0.7 |
| 2011 | Ashley Robinson | 33 | 0.9 |
| 2010 | Lauren Jackson | 38 | 1.2 |
| 2009 | Lauren Jackson | 45 | 1.7 |
| 2008 | Lauren Jackson | 33 | 1.5 |
| 2007 | Lauren Jackson | 63 | 2.0 |
| 2006 | Lauren Jackson | 51 | 1.7 |
| 2005 | Lauren Jackson | 67 | 2.0 |
| 2004 | Lauren Jackson | 62 | 2.0 |
| 2003 | Lauren Jackson | 64 | 1.9 |
| 2002 | Lauren Jackson | 81 | 2.9 |
| 2001 | Lauren Jackson | 64 | 2.2 |
| 2000 | Quacy Barnes | 33 | 1.1 |

STEALS

| YEAR | PLAYER | STL | AVG. |
|------|------------------|-----|------|
| 2014 | Camille Little | 34 | 0.6 |
| 2013 | Camille Little | 42 | 1.2 |
| 2012 | Tanisha Wright | 38 | 2.0 |
| 2011 | Sue Bird | 48 | 1.4 |
| 2010 | Camille Little | 55 | 1.6 |
| 2009 | Tanisha Wright | 50 | 1.52 |
| 2008 | Yolanda Griffith | 43 | 1.4 |
| | Sheryl Swoopes | 43 | 1.4 |
| 2007 | Sue Bird | 43 | 1.5 |
| 2006 | Sue Bird | 61 | 1.8 |
| 2005 | Lauren Jackson | 36 | 1.1 |
| 2004 | Sheri Sam | 53 | 2.1 |
| 2003 | Sue Bird | 48 | 1.7 |
| 2002 | Sue Bird | 55 | 2.0 |
| 2001 | Lauren Jackson | 54 | 2.2 |
| 2000 | Sonja Henning | 61 | 2.5 |



SEATTLE FRANCHISE HIGHS

REGULAR SEASON GAMES

Minutes300,07/03/2001 WAS @ SEA
 Field Goals40, 07/14/2010 SEA @ PHO (Twice)
 Field Goal Attempts100, 07/14/2010, SEA @ PHO
 Three-Point Field Goals14, 09/06/2012, TUL @ SEA (3 Times)
 Three-Point Attempts34, 05/27/2012, SEA @ MIN
 Free Throws33, 09/06/2008, MIN @ SEA
 Free Throw Attempts43, 09/06/2008, MIN @ SEA
 Offensive Rebounds23, 08/07/2010, TIL @ SEA (2 Times)
 Defensive Rebounds39, 07/14/2010, SEA @ PHO
 Total Rebounds57, 08/07/2010, TUL @ SEA (2 Times)
 Assists29, 09/06/2012, TUL @ SEA
 Steals17, 05/22/2010, SEA @ PHO (2 Times)
 Turnovers29, 08/07/2011, SEA @ ATL
 Blocks12, 08/11/2012, UTA @ SEA
 Points111, 08/07/2010, TUL @ SEA (3 Times)

SEATTLE FRANCHISE OPPONENT LOWS

REGULAR SEASON GAMES

Minutes200,09/14/2013 TUL @ SEA
 Field Goals
 Field Goal Attempts
 Three-Point Field Goals0, 06/17/2013, TUL @ SEA, (4 Times)
 Three-Point Attempts3, 09/12/2004, SEA @ CON
 Free Throws1, 09/14/2008, SEA @ LA
 Free Throw Attempts2, 09/14/2005, SEA @ PHO (2 Times)
 Offensive Rebounds2, 06/24/2012, WAS @ SEA (5 Times)
 Defensive Rebounds10, 08/09/2000, SEA @ SAC
 Total Rebounds15, 08/09/2010, SEA @ SAC
 Assists5, 06/28/2013, NY @ SEA (3 Times)
 Steals1, 09/18/2012, CHI @ SEA (4 Times)
 Turnovers5, 06/30/2003, SEA @ CHA
 Blocks0, 08/20/2013, LA @ SEA (18 Times)
 Points36, 06/14/2001, CLE @ SEA

SEATTLE FRANCHISE OPPONENT HIGHS

REGULAR SEASON GAMES

Minutes300,07/03/2001 WAS @ SEA
 Field Goals41,08/31/2013 SEA @ MIN (Twice)
 Field Goal Attempts98,07/14/2010 SEA @ PHO
 Three-Point Field Goals13,09/06/2012 TUL @ SEA (Twice)
 Three-Point Attempts33,09/06/2012 TUL @ SEA
 Free Throws38,07/10/2000 SEA @ MIA
 Free Throw Attempts55,07/10/2000 SEA @ MIA
 Offensive Rebounds22,08/10/2010 SEA @ ATL
 Defensive Rebounds36,07/03/2001 WAS @ SEA
 Total Rebounds50,07/03/2001 WAS @ SEA
 Assists29,08/31/2013 SEA @ MIN (Twice)
 Steals21,08/29/2009 ATL @ SEA
 Turnovers27,07/22/2009 LA @ SEA
 Blocks12,06/17/2011 IND @ SEA (Twice)
 Points107,07/14/2010 SEA @ PHO

SEATTLE FRANCHISE OPPONENT LOWS

REGULAR SEASON GAMES

Minutes200,09/14/2013 TUL @ SEA
 Field Goals10,07/10/2000 SEA @ MIA
 Field Goal Attempts41,07/10/2000 SEA @ MIA
 Three-Point Field Goals13, 09/06/2012, TUL @ SEA (Twice)
 Three-Point Attempts1,06/19/2004 SEA @ SA
 Free Throws1,07/06/2007 SEA @ HOU (3 times)
 Free Throw Attempts1,07/30/2000 MIA @ SEA
 Offensive Rebounds1,06/30/2005 SEA @ SA (Twice)
 Defensive Rebounds10,09/04/2008 SEA @ CHI (Twice)
 Total Rebounds7,07/07/2009 SA @ SEA (Twice)
 Assists3,08/08/2003 MIN @ SEA
 Steals1,06/22/2005 CT @ SEA
 Turnovers6,09/18/2012 CHI @ SEA (4 times)
 Blocks0, 06/22/2013, TUL @ SEA (19 Times)
 Points45,06/03/2004 PHO @ SEA



LONGEST OVERTIME GAMES (more than one OT) (chronological)

| | | |
|----------|--------------------------|-------------------|
| 07/03/01 | SEA 69 vs WAS 72 (4OT) | KeyArena |
| 07/22/09 | SEA 98 vs LA 87 (3OT) | KeyArena |
| 08/29/09 | SEA 91 vs ATL 84 (2OT) | KeyArena |
| 07/14/10 | SEA 111 at PHO 107 (3OT) | US Airways Center |

WINS BY AT LEAST 30 POINTS (chronological)

| | | | |
|----|----------|-------------------|-----------------------|
| 41 | 07/19/02 | SEA 89 vs PHO 48 | KeyArena |
| 40 | 06/22/03 | SEA 93 vs SA 53 | KeyArena |
| 36 | 08/06/03 | SEA 92 vs LA 56 | KeyArena |
| 32 | 08/01/04 | SEA 87 vs CHA 55 | KeyArena |
| 30 | 06/23/06 | SEA 87 vs SA 57 | KeyArena |
| 37 | 07/22/06 | SEA 91 at NY 54 | Madison Square Garden |
| 31 | 07/01/07 | SEA 84 vs NY 53 | KeyArena |
| 35 | 07/10/07 | SEA 82 at LA 47 | STAPLES Center |
| 46 | 08/07/10 | SEA 111 vs TUL 65 | KeyArena |

LOSSES BY AT LEAST 30 POINTS (chronological)

| | | | |
|----|----------|------------------|--------------------|
| 30 | 06/01/00 | SEA 47 vs HOU 77 | KeyArena |
| 33 | 06/07/00 | SEA 49 at PHO 82 | America West Arena |
| 30 | 07/06/00 | SEA 50 at HOU 80 | Compaq Center |
| 33 | 08/09/00 | SEA 46 at SAC 79 | ARCO Arena |
| 32 | 07/20/08 | SEA 57 at WAS 89 | Verizon Center |
| 33 | 05/26/13 | SEA 69 at LA 102 | STAPLES Center |

LARGEST LEAD AT ANY POINT IN THE GAME (minimum 35) (chronological)

| | | | |
|----|----------|-------------------|-----------------------|
| 41 | 07/19/02 | SEA 89 vs PHO 48 | KeyArena |
| 40 | 06/22/03 | SEA 93 vs SA 53 | KeyArena |
| 36 | 08/06/03 | SEA 92 vs LA 56 | KeyArena |
| 36 | 08/01/04 | SEA 87 vs CHA 55 | KeyArena |
| 38 | 07/22/06 | SEA 91 at NY 54 | Madison Square Garden |
| 37 | 07/10/07 | SEA 82 at LA 47 | STAPLES Center |
| 35 | 07/27/07 | SEA 89 vs IND 75 | KeyArena |
| 35 | 05/30/10 | SEA 84 at SA 56 | AT&T Center |
| 41 | 06/06/10 | SEA 97 vs PHO 74 | KeyArena |
| 52 | 08/07/10 | SEA 111 vs TUL 65 | KeyArena |

LARGEST DEFICIT AT ANY POINT IN THE GAME (minimum 30) (chronological)

| | | | |
|----|----------|------------------|--------------------|
| 32 | 06/01/00 | SEA 47 vs HOU 77 | KeyArena |
| 33 | 06/07/00 | SEA 49 at PHO 82 | America West Arena |
| 32 | 07/06/00 | SEA 50 at HOU 80 | Compaq Center |
| 37 | 08/09/00 | SEA 46 at SAC 79 | ARCO Arena |
| 31 | 07/09/06 | SEA 62 vs IND 74 | KeyArena |
| 32 | 07/20/08 | SEA 57 at WAS 89 | Verizon Center |
| 31 | 06/28/09 | SEA 55 at LA 82 | STAPLES Center |
| 32 | 08/13/10 | SEA 68 at CT 88 | Mohegan Sun Arena |
| 30 | 06/09/11 | SEA 74 vs MIN 81 | KeyArena |
| 32 | 07/29/11 | SEA 67 at MIN 92 | Target Center |
| 35 | 05/26/13 | SEA 69 at LA 102 | STAPLES Center |
| 34 | 07/17/13 | SEA 59 vs TUL 86 | KeyArena |
| 31 | 08/04/13 | SEA 72 at MIN 90 | Target Center |
| 31 | 08/09/13 | SEA 56 vs SA 77 | KeyArena |

GAMES WON BY AT LEAST 10 POINTS AFTER TRAILING BY AT LEAST 10 POINTS

(Final Margin / Team's Largest Lead / Opponent's Largest Lead)

| | | | | | |
|----|----|----|------------|-----------------------|---------------|
| 10 | 12 | 11 | 06/04/2002 | SEA 78 vs MIN 68 (OT) | KeyArena |
| 19 | 22 | 13 | 09/08/2004 | SEA 86 vs DET 67 | KeyArena |
| 15 | 19 | 13 | 09/15/2004 | SEA 73 vs PHO 58 | KeyArena |
| 10 | 12 | 14 | 05/27/2005 | SEA 79 vs HOU 69 | KeyArena |
| 13 | 14 | 11 | 06/15/2006 | SEA 74 at CHI 61 | UIC Pavilion |
| 13 | 13 | 22 | 05/19/2007 | SEA 82 vs HOU 69 | KeyArena |
| 12 | 21 | 12 | 06/12/2007 | SEA 81 at CHI 69 | UIC Pavilion |
| 12 | 12 | 13 | 05/20/2008 | SEA 74 vs SAC 62 | KeyArena |
| 25 | 29 | 13 | 07/05/2008 | SEA 96 vs MIN 71 | KeyArena |
| 11 | 16 | 13 | 06/27/2010 | SEA 83 at TUL 72 | BOK Center |
| 10 | 10 | 12 | 08/10/2010 | SEA 80 at ATL 70 | Philips Arena |

GAMES LOST BY AT LEAST 10 POINTS AFTER TRAILING BY AT LEAST 10 POINTS (chronological)

(Final Margin / Team's Largest Lead / Opponent's Largest Lead)

| | | | | | |
|----|----|----|------------|------------------|----------------------------|
| 14 | 18 | 14 | 08/15/2003 | SEA 50 at PHO 64 | America West Arena |
| 18 | 13 | 18 | 05/21/2005 | SEA 50 vs LA 68 | KeyArena |
| 10 | 13 | 20 | 07/17/2007 | SEA 79 at PHO 89 | US Airways Center |
| 10 | 10 | 12 | 06/04/2008 | SEA 67 at DET 77 | The Palace of Auburn Hills |
| 13 | 16 | 13 | 08/15/2013 | SEA 66 vs CHI 79 | KeyArena |



Most Home Wins, Season

17 in 2010
16 in 2008
15 in 2011
14 in 2005
13 in 2009
13 in 2004

Best Home Percentage, Season

1.000, 2010
.941, 2008
.882, 2011
.823, 2005

Worst Home Percentage, Season

.250, 2000
.312, 2001
.470, 2006, 2014
.529, 2013
.588, 2012

Most Road Wins, Season

11 in 2010, 2008
10 in 2006
8 in 2013
7 in 2009, 2004

Best Road Percentage, Season

.647, 2010
.588, 2006
.470, 2013
.437, 2002

Worst Road Percentage, Season

.125, 2000
.235, 2014
.294, 2003, 2007
.312, 2001
.352, 2005, 2008, 2011, 2012

Best Month by Percentage

.540, September
.538, August

Worst Month by Percentage

.524, July
.529, May
.533, June

Most Overtime Games, Season

6, 2009

Fewest Overtime Games, Season

0, 2006, 2008, 2011

Most Overtime Wins, Season

3, 2009

Most Overtime Losses, Season

0, 2003, 2005, 2006, 2007, 2008, 2011

Most Overtime Periods, Game

4, 07/03/01, SEA 69, WAS 72

Highest Average PPG, Season

81.8 (2781) in 2010
80.4 (2734) in 2007
77.8 (2644) in 2006
74.8 (2544) in 2009
73.5 (2498) in 2005

Lowest Average PPG, Season

56.9 (1822) in 2000
60.0 (1921) in 2001
68.4 (2188) in 2002
70.2 (2388) in 2003
70.9 (2410) in 2014

Most Points Scored, Season

2781 in 2010
2734 in 2007
2644 in 2006

Most points scored in a game

111, 8/4/2007, SEA vs. PHO
111, 7/14/2010, SEA at PHO (3 OT)
111, 8/7/2010, SEA vs. TUL
101, 9/6/2012, SEA vs. TUL
100, 5/23/2007, SEA vs. PHO
99, 7/9/2011, SEA vs. LA
98, 7/22/2009, SEA vs. LA (3 OT)
97, 6/2/2006, SEA vs. PHO
97, 8/17/2007, SEA vs. LA
97, 6/6/2010, SEA vs. PHO

Most points scored, first half

61, 08/04/2007 SEA 111 vs PHO 101
60, 08/07/2010 SEA 111 vs TUL 65
55, 05/23/2007 SEA 100 vs PHO 87
55, 06/19/2009 SEA 90 vs MIN 62
55, 07/30/2010 SEA 80 vs CHI 60
54, 05/25/2006 SEA 94 at PHO 81
53, 06/02/2006 SEA 97 vs PHO 87
53, 08/08/2006 SEA 81 at DET 79
53, 06/15/2012 SEA 86 at TUL 73
53, 09/06/2012 SEA 101 vs TUL 74
53, 08/07/2014, SEA 88 vs ATL 68

Most points scored, second half

61, 09/06/2008 SEA 96 vs MIN 88
61, 07/09/2011 SEA 99 vs LA 80
60, 08/17/2007 SEA 97 vs LA 77
56, 08/06/2003 SEA 92 vs LA 56
55, 05/25/2010 SEA 82 vs WAS 76
55, 06/18/2010 SEA 92 at NY 84
54, 07/25/2006 SEA 91 at PHO 85
53, 05/22/2004 SEA 93 vs LA 67
53, 05/27/2005 SEA 79 vs HOU 69
53, 06/27/2010 SEA 83 at TUL 72
53, 07/27/2010 SEA 91 vs PHO 85

Most points scored, quarter

40, 08/04/2007 SEA 111 vs PHO 101 (1st)
37, 06/06/2010 SEA 97 vs PHO 74 (3rd)
36, 05/25/2010 SEA 82 vs WAS 76 (4th)
35, 05/20/2008 SEA 74 vs SAC 62 (4th)
35, 06/09/2011 SEA 74 vs MIN 81 (4th)
34, 06/21/2009 SEA 93 at PHO 84 (1st)
33, 09/06/2008 SEA 96 vs MIN 88 (3rd)
33, 06/29/2010 SEA 86 vs SA 72 (3rd)

Most points scored, OT

18, 6/18/2013, SEA vs. WAS (1st OT period)
16, 7/22/2009, SEA vs. LA (3rd OT period)

Fewest Points Scored, Season

1822 in 2000
1921 in 2001
2188 in 2002

Fewest Points Scored, Game

36, 6/14/2001, SEA vs. CLE
38, 7/7/2001, SEA at CHA
42, 7/10/2000, SEA at MIA
43, 6/19/2001, SEA at POR
45, 7/14/2000, SEA at IND
46, 8/9/2000, SEA at SAC
47, 6/1/2000, SEA vs. HOU
47, 8/19/2003, SEA at HOU
48, 9/14/2008, SEA at LA
48, 9/12/2012, SEA at IND

Fewest Points Scored, First Half

17, 07/10/2000 SEA 42 at MIA 59
17, 07/07/2001 SEA 38 at CHA 48
18, 09/14/2008 SEA 48 at LA 65
19, 07/06/2000 SEA 50 at HOU 80
19, 07/14/2000 SEA 45 at IND 64
19, 08/13/2002 SEA 51 at SAC 59
19, 07/09/2013 SEA 57 at NY 66



Fewest Points Scored, Second Half

9, 06/14/2001 SEA 36 vs CLE 58
 14, 08/15/2003 SEA 50 at PHO 64
 17, 06/07/2000 SEA 49 at PHO 82
 17, 06/19/2001 SEA 43 at POR 58
 17, 07/20/2007 SEA 58 at CT 76
 18, 07/09/2002 SEA 59 at HOU 67
 19, 08/19/2003 SEA 47 at HOU 52
 21, 07/07/2001 SEA 38 at CHA 48
 21, 08/13/2011 SEA 63 vs ATL 92

Fewest Points Scored, Quarter

4, 06/13/2007 SEA 62 at IND 90 (2nd)
 4, 06/14/2013 SEA 59 at ATL 68 (3rd)
 4, 07/09/2014 SEA 58 at PHX 78 (2nd)
 5, 09/05/2009 SEA 68 at MIN 76 (1st)
 6, 06/03/2008 SEA 63 at NY 77 (1st)
 6, 09/14/2008 SEA 48 at LA 65 (1st)
 6, 08/15/2013 SEA 66 vs CHI 79 (4th)
 7, 06/17/2010 SEA 65 at IND 72 (2nd)
 7, 07/02/2013 SEA 69 at CHI 60 (1st)
 7, 07/06/2013 SEA 59 at WAS 62 (1st)
 7, 07/09/2013 SEA 57 at NY 66 (1st)

Fewest Points Scored, OT

2, 8/22/2000, SEA vs. LA
 2, 7/3/2001, SEA vs. WAS

Most FG Made, Season

992 in 2010
 964 in 2007
 961 in 2006
 909 in 2009
 906 in 2005
 899 in 2008

Most FG Made, Game

40, 7/14/2010, SEA at PHO (3 OT)
 40, 8/7/2010, SEA vs. TUL
 39, 7/22/2006, SEA at NY
 38, 7/5/2008, SEA vs. MIN
 37, 8/6/2003, SEA vs. LA
 37, 5/25/2006, SEA at PHO
 37, 7/24/2007, SEA at WAS (OT)
 37, 8/4/2007, SEA vs. PHO
 37, 8/29/2009, SEA vs. ATL (2 OT)
 37, 5/22/2010, SEA at PHO (OT)
 37, 9/6/2012, SEA vs. TUL

Fewest FG Made, Season

667 in 2000
 689 in 2001
 794 in 2002

Fewest FG Made, Game

13, 7/10/2000, SEA at MIA
 13, 7/27/2001, SEA vs. PHO
 14, 6/14/2001, SEA vs. CLE
 14, 6/19/2001, SEA at POR
 14, 7/7/2001, SEA at CHA
 15, 6/10/2000, SEA at CLE
 15, 6/30/2000, SEA vs. MIN
 16, 6/7/2000, SEA at PHO
 16, 6/15/2000, SEA vs. SAC
 16, 7/14/2000, SEA at IND

Most FG Attempted, Season

2228 in 2010
 2210 in 2007
 2124 in 2006
 2116 in 2009
 2112 in 2008

Most FG Attempted, Game

100, 7/14/2010, SEA at PHO (3 OT)
 94, 5/22/2010, SEA at PHO (OT)
 91, 7/3/2001, SEA vs. WAS (4 OT)
 90, 7/22/2009, SEA vs. LA (3 OT)
 83, 8/29/2009, SEA vs. ATL (2 OT)
 81, 8/7/2010, SEA vs. TUL
 79, 7/24/2007, SEA at WAS (OT)
 78, 8/14/2001, SEA vs. SAC
 78, 5/22/2008, SEA at PHO
 78, 07/24/2014, SEA vs NYL (OT)
 77, 6/30/2005, SEA at SA
 77, 8/4/2007, SEA vs. PHO

Fewest FG Attempted, Season

1740 in 2000
 1821 in 2001
 1948 in 2002
 2006 in 2012
 2051 in 2014

Fewest FG Attempted, Game

42, 7/7/2001, SEA at CHA
 43, 6/10/2000, SEA at CLE
 43, 7/10/2000, SEA at MIA
 43, 7/21/2000, SEA vs. MIN
 43, 7/15/2004, SEA at SAC
 44, 6/30/2000, SEA vs. MIN
 46, 6/15/2000, SEA vs. SAC
 46, 7/14/2000, SEA at IND
 46, 6/5/2004, SEA at SAC
 47, 6/19/2001, SEA at POR
 47, 8/29/2013, SEA vs. CT

Highest FG Percentage, Season

.452 in 2006
 .445 in 2010
 .439 in 2005
 .438 in 2011

Highest FG Percentage, Game

.597 (37 for 62) = 9/6/2012, SEA vs. TUL
 .587 (27 for 46) = 6/5/2004, SEA at SAC
 .582 (32 for 55) = 9/8/2012, SEA at TUL
 .576 (38 for 66) = 7/5/2008, SEA vs. MIN
 .574 (39 for 68) = 7/22/2006, SEA at NY
 .569 (33 for 58) = 6/14/2002, SEA at PHO
 .569 (33 for 58) = 6/13/2014, SEA at SAS
 .565 (35 for 62) = 6/12/2009, SEA at MIN
 .563 (27 for 48) = 6/24/2012, SEA vs. WAS
 .556 (30 for 54) = 7/6/2010, SEA vs. NY
 .556 (30 for 54) = 9/11/2011, SEA vs. CHI
 .554 (36 for 65) = 7/11/2014, SEA at SAS

Lowest FG Percentage, Season

.378 in 2001
 .383 in 2000
 .408 in 2002

Lowest FG Percentage, Game

.237 (18 for 76) = 5/21/2005, SEA vs. LA
 .241 (13 for 54) = 7/27/2001, SEA vs. PHO
 .276 (16 for 58) = 6/7/2000, SEA at PHO
 .280 (14 for 50) = 6/14/2001, SEA vs. CLE
 .284 (19 for 67) = 6/15/2002, SEA at UTA
 .288 (21 for 73) = 6/1/2004, SEA at LA
 .290 (18 for 62) = 8/10/2001, SEA vs. MIN
 .295 (18 for 61) = 7/11/2001, SEA at NY
 .295 (18 for 61) = 9/4/2004, SEA at PHO
 .297 (22 for 74) = 8/9/2007, SEA at DET

Most 3-point FG Made, Season

246 in 2010
 238 in 2012
 224 in 2007
 201 in 2014
 196 in 2013

Most 3-point FG Made, Game

14, 7/22/2009, SEA vs. LA (3 OT)
 14, 5/27/2012, SEA at MIN
 14, 9/6/2012, SEA vs. TUL
 13, 7/11/2002, SEA vs. LA
 13, 8/4/2007, SEA vs. PHO
 13, 9/9/2011, SEA vs. PHO
 12, 8/5/2011, SEA vs. CT
 12, 6/15/2012, SEA at TUL
 12, 6/22/2014, SEA vs. WAS

Fewest 3-point FG Made, Season

109 in 2000
 128 in 2001
 142 in 2005

Fewest 3- FG Made, Game

0, 7/14/2000, SEA at IND
 0, 6/12/2005, SEA at CHA
 0, 6/1/2008, SEA vs. HOU
 0, 6/7/2013, SEA vs. TUL

Most 3-point FG Attempted, Season

679 in 2012
 667 in 2010
 639 in 2007
 599 in 2011
 598 in 2014



Most 3- FG Attempted, Game

34, 5/27/2012, SEA at MIN
 32, 5/21/2005, SEA vs. LA
 32, 7/22/2009, SEA vs. LA (3 OT)
 30, 6/9/2012, SEA at SA
 28, 7/14/2010, SEA at PHO (3 OT)
 28, 7/24/2014, SEA vs. PHO

Fewest 3-point FG Attempted, Season

364 in 2000
 412 in 2001
 429 in 2005
 439 in 2004

Fewest 3-FG Attempted, Game

3, 9/12/2004, SEA at CT
 5, 9/2/2008, SEA at ATL
 6, 7/14/2000, SEA at IND
 6, 7/4/2001, SEA at POR
 6, 7/15/2004, SEA at SAC
 6, 6/4/2005, SEA vs. IND
 6, 6/8/2005, SEA at DET
 6, 6/12/2005, SEA at CHA

Highest 3-point FG Percentage, Season

.380 in 2004
 .369 in 2010
 .360 in 2002
 .356 in 2011

Highest 3-FG Percentage, Game

.750 (6 for 8) = 7/23/2003, SEA vs. NY
 .700 (7 for 10) = 7/25/2003, SEA vs. PHO
 .700 (14 for 20) = 9/6/2012, SEA vs. TUL
 .692 (9 for 13) = 7/21/2000, SEA vs. MIN
 .667 (10 for 15) = 6/25/2010, SEA vs. IND
 .667 (8 for 12) = 7/6/2010, SEA vs. NY
 .667 (6 for 9) = 6/21/2013, SEA at SA

Lowest 3-point FG Percentage, Season

.299 in 2000
 .311 in 2001
 .316 in 2008

Lowest 3- FG Percentage, Game

.083 (1 for 12) = 7/9/2014, SEA at PHO
 .143 (2 for 14) = 7/29/2014, SEA at TUL
 .167 (4 for 24) = 5/22/2010, SEA at PHO (OT)
 .182 (4 for 22) = 7/20/2007, SEA at CT
 .182 (4 for 22) = 6/6/2012, SEA at MIN
 .182 (4 for 22) = 6/30/2012, SEA at NY
 .188 (6 for 32) = 5/21/2005, SEA vs. LA

Most FT Made, Season

582 in 2007
 562 in 2006
 555 in 2009
 552 in 2008
 551 in 2010

Most FT Made, Game

33, 9/6/2008, SEA vs. MIN
 32, 8/3/2006, SEA vs. WAS
 31, 6/4/2005, SEA vs. IND
 30, 8/5/2006, SEA vs. CHA
 30, 6/19/2009, SEA vs. MIN
 30, 8/1/2009, SEA vs. SA (OT)
 30, 5/16/2010, SEA vs. LA
 30, 6/26/2012, SEA at WAS

Fewest FT Made, Season

379 in 2000
 415 in 2001
 418 in 2002
 419 in 2014
 439 in 2011

Fewest FT Made, Game

1, 9/14/2008, SEA at LA
 2, 7/6/2005, SEA at PHO
 2, 7/5/2011, SEA at IND
 3, 8/6/2005, SEA at NY
 4, 6/26/2002, SEA at PHO
 4, 7/9/2002, SEA at HOU
 4, 8/19/2003, SEA at HOU
 4, 9/12/2012, SEA at IND
 4, 9/16/2012, SEA vs. CT
 4, 8/15/2013, SEA vs. CHI
 4, 8/15/2014, SEA at LAS

Most FT Attempted, Season

728 in 2008
 715 in 2007
 712 in 2006
 707 in 2009

Most FT Attempted, Game

43, 9/6/2008, SEA vs. MIN
 39, 6/26/2012, SEA at WAS
 38, 8/3/2006, SEA vs. WAS
 38, 6/1/2008, SEA vs. HOU
 38, 6/19/2009, SEA vs. MIN
 37, 6/4/2005, SEA vs. IND
 37, 7/31/2005, SEA vs. LA
 37, 8/1/2009, SEA vs. SA (OT)
 37, 5/16/2010, SEA vs. LA

Fewest FT Attempted, Season

379 in 2000
 538 in 2014
 543 in 2002
 549 in 2011
 567 in 2003

Fewest FT Attempted, Game

2, 7/6/2005, SEA at PHO
 2, 9/14/2008, SEA at LA
 4, 8/6/2005, SEA at NY
 4, 7/5/2011, SEA at IND
 5, 9/16/2012, SEA vs. CT
 5, 8/15/2013, SEA vs. CHI
 5, 8/15/2014, SEA vs. LA

Highest FT Percentage, Season

.820 in 2013
 .814 in 2007
 .800 in 2011
 .793 in 2010

Highest FT Percentage, Game

1.000 (8 for 8) = 7/12/2002, SEA vs. CLE
 1.000 (6 for 6) = 7/23/2002, SEA at HOU
 1.000 (21 for 21) = 7/1/2006, SEA vs. MIN
 1.000 (16 for 16) = 8/1/2006, SEA at MIN
 1.000 (13 for 13) = 7/17/2007, SEA at PHO
 1.000 (15 for 15) = 7/17/2010, SEA at MIN
 1.000 (9 for 9) = 7/16/2011, SEA at MIN
 1.000 (12 for 12) = 7/11/2012, SEA vs. ATL
 1.000 (16 for 16) = 5/24/2014, SEA at WAS
 1.000 (7 for 7) = 7/11/2014, SEA at SAS
 1.000 (10 for 10) = 7/13/2014, SEA at MIN
 .963 (26 for 27) = 6/18/2010, SEA at NY
 .958 (23 for 24) = 6/18/2013, SEA vs. WAS (OT)



Lowest FT Percentage, Season

.676 in 2000
.685 in 2001
.751 in 2012
.758 in 2008

Lowest FT Percentage, Game

.412 (14 for 34) = 7/21/2000, SEA vs. MIN
.417 (5 for 12) = 7/31/2014, SEA vs. IND
.429 (6 for 14) = 8/9/2000, SEA at SAC
.438 (7 for 16) = 8/4/2001, SEA at LA
.438 (7 for 16) = 7/14/2011, SEA at SA
.462 (6 for 13) = 7/13/2001, SEA vs. HOU
.484 (15 for 31) = 6/15/2000, SEA vs. SAC
.500 (7 for 14) = 7/30/2001, SEA at HOU
.500 (11 for 22) = 7/20/2008, SEA at WAS
.519 (14 for 27) = 8/11/2001, SEA at SAC
.524 (11 for 21) = 6/19/2001, SEA at POR

Most Rebounds, Season

1234 in 2010
1164 in 2007
1162 in 2008
1148 in 2006
1104 in 2009

Most Rebounds, Game

57, 7/14/2010, SEA at PHO (3 OT)
57, 8/7/2010, SEA vs. TUL
52, 6/11/2008, SEA vs. PHO
49, 7/19/2002, SEA vs. PHO
48, 8/9/2002, SEA vs. POR
48, 7/1/2007, SEA vs. NY
48, 5/22/2010, SEA at PHO (OT)
48, 8/11/2013, SEA vs. SA
47, 7/14/2006, SEA vs. NY
47, 7/12/2008, SEA vs. LA
47, 6/6/2010, SEA vs. PHO

Fewest Rebounds, Season

793 in 2000
891 in 2001
970 in 2014
995 in 2002
1030 in 2013

Fewest Rebounds, Game

15, 8/9/2000, SEA at SAC
16, 6/30/2001, SEA vs. SAC
17, 7/10/2000, SEA at MIA
19, 7/1/2000, SEA vs. UTA
19, 7/10/2001, SEA at CLE
19, 9/18/2004, SEA vs. LA

Most Offensive Rebounds, Season

394 in 2010
362 in 2002
350 in 2004
344 in 2007
342 in 2003

Most Offensive Rebounds, Game

23, 6/11/2008, SEA vs. PHO
23, 8/7/2010, SEA vs. TUL
20, 7/19/2002, SEA vs. PHO
20, 6/1/2004, SEA at LA
20, 6/30/2005, SEA at SA
20, 5/27/2010, SEA at CHI
19, 6/15/2002, SEA at UTA
19, 6/15/2004, SEA at NY

Fewest Offensive Rebounds, Season

216 in 2014
228 in 2012
256 in 2000
269 in 2011
272 in 2013

Fewest Offensive Rebounds, Game

2, 7/25/2000, SEA at HOU
2, 7/27/2000, SEA at LA
2, 6/7/2008, SEA vs. DET
2, 8/7/2011, SEA at ATL
2, 6/24/2012, SEA vs. WAS
2, 6/13/2014, SEA at SAS
3, 7/10/2000, SEA at MIA
3, 6/5/2004, SEA at SAC
3, 8/8/2009, SEA vs. NY
3, 8/23/2011, SEA vs. SA
3, 6/13/2012, SEA at CHI
3, 8/18/2012, SEA vs. LA
3, 8/21/2012, SEA vs. MIN
3, 5/23/2014, SEA at CON
3, 6/29/2014, SEA at MIN
3, 7/5/2014, SEA at CHI

Most Defensive Rebounds, Season

855 in 2012
840 in 2010
822 in 2008
821 in 2006
820 in 2007

Most Defensive Rebounds, Game

39, 7/14/2010, SEA at PHO (3 OT)
38, 7/14/2006, SEA vs. NY
36, 8/23/2005, SEA at SA
35, 7/25/2003, SEA vs. PHO
34, 8/9/2002, SEA vs. POR
34, 8/7/2010, SEA vs. TUL
34, 9/18/2012, SEA vs. CHI

Fewest Defensive Rebounds, Season

537 in 2000
585 in 2001
633 in 2002
709 in 2004
754 in 2014

Fewest Defensive Rebounds, Game

10, 8/9/2000, SEA at SAC
11, 7/1/2000, SEA vs. UTA
11, 7/5/2002, SEA at CLE
11, 6/30/2003, SEA at CHA
11, 6/6/2009, SEA at SAC

Most Assists, Season

636 in 2010
577 in 2012
565 in 2014
552 in 2004
548 in 2003
545 in 2011

Most Assists, Game

29, 9/6/2012, SEA vs. TUL
26, 7/5/2008, SEA vs. MIN
26, 6/6/2010, SEA vs. PHO
26, 7/14/2010, SEA at PHO (3 OT)
25, 6/12/2007, SEA at CHI
25, 9/8/2012, SEA at TUL
25, 6/22/2014, SEA vs. WAS

Fewest Assists, Season

390 in 2000
412 in 2001
469 in 2013
514 in 2006, 2002

Fewest Assists, Game

5, 7/10/2000, SEA at MIA
5, 7/27/2001, SEA vs. PHO
5, 6/28/2013, SEA vs. NY
6, 6/19/2001, SEA at POR



Most Steals, Season

302 in 2004
282 in 2002
281 in 2010
276 in 2009

Most Steals, Game

17, 9/12/2009, SEA at SA
17, 5/22/2010, SEA at PHO (OT)
16, 6/25/2001, SEA at UTA
16, 9/10/2004, SEA at MIN
15, 7/21/2000, SEA vs. MIN
15, 8/9/2000, SEA at SAC
15, 7/20/2002, SEA vs. HOU
15, 5/20/2004, SEA vs. MIN

Fewest Steals, Season

201 in 2005
205 in 2013, 2012
225 in 2014
232 in 2006, 2003

Fewest Steals, Game

1, 6/22/2005, SEA vs. CT
1, 6/28/2005, SEA at HOU
1, 7/25/2006, SEA at PHO
1, 9/18/2012, SEA vs. CHI
1, 6/19/2014, SEA vs. SAS
2, 7/7/2001, SEA at CHA
2, 8/20/2005, SEA at SAC
2, 6/4/2006, SEA vs. SA
2, 7/6/2010, SEA vs. NY
2, 7/8/2012, SEA vs. PHO
2, 5/26/2013, SEA at LA
2, 6/2/2013, SEA vs. PHO
2, 8/1/2013, SEA vs. PHO

Most Blocked Shots, Season

158 in 2005
151 in 2007, 2002
150 in 2009
140 in 2008
138 in 2003

Most Blocked Shots, Game

12, 8/11/2002, SEA vs. UTA
11, 9/13/2004, SEA at IND
11, 7/31/2007, SEA vs. SAC
10, 8/8/2003, SEA vs. MIN
10, 6/12/2007, SEA at CHI

Fewest Blocked Shots, Season

69 in 2014
84 in 2013
93 in 2000
101 in 2012
117 in 2011

Fewest Blocked Shots, Game

0, Many Times

Most Turnovers, Season

578 in 2012
570 in 2006
555 in 2009
547 in 2011

Most Turnovers, Game

29, 8/7/2011, SEA at ATL
28, 7/9/2006, SEA vs. IND
28, 8/29/2009, SEA vs. ATL (2 OT)
28, 9/12/2012, SEA at IND
27, 5/18/2012, SEA vs. LA
26, 8/3/2010, SEA at TUL
26, 7/6/2013, SEA at WAS

Fewest Turnovers, Season

431 in 2001
465 in 2003
477 in 2002
498 in 2014
499 in 2004

Fewest Turnovers, Game

5, 6/30/2003, SEA at CHA
5, 7/5/2014, SEA vs. CHI
6, 6/6/2002, SEA vs. CHA
6, 8/23/2003, SEA vs. HOU
7, 6/10/2003, SEA vs. IND
7, 6/14/2003, SEA vs. MIN
7, 8/1/2004, SEA vs. CHA
7, 8/7/2007, SEA at MIN

Most Personal Fouls, Season

710 in 2009
704 in 2010
684 in 2008
682 in 2006

Most Personal Fouls, Game

35, 7/10/2000, SEA at MIA
31, 9/3/2009, SEA at WAS
30, 6/23/2000, SEA at POR
30, 5/24/2003, SEA at SA
30, 6/21/2011, SEA at TUL
29, 8/17/2003, SEA vs. DET
29, 8/28/2008, SEA vs. HOU
29, 6/9/2009, SEA at IND

Fewest Personal Fouls, Season

589 in 2014
602 in 2013, 2012
605 in 2001
620 in 2007

Fewest Personal Fouls, Game

6, 7/30/2000, SEA vs. MIA
8, 7/1/2007, SEA vs. NY
9, 6/22/2001, SEA at PHO
9, 8/25/2003, SEA vs. SAC
10, 8/16/2012, SEA vs. PHO

Most Disqualifications, Season

10 in 2009, 2005
8 in 2004, 2003
6 in 2001
5 in 2011, 2006, 2002

Most Disqualifications, Game

2, 6/9/2001, SEA at UTA
2, 6/21/2003, SEA at SAC
2, 6/28/2005, SEA at HOU
2, 7/9/2006, SEA vs. IND
2, 7/15/2009, SEA vs. DET
2, 7/19/2011, SEA at CHI

Fewest Disqualifications, Season

1 in 2007
2 in 2012
4 in 2010, 2008, 2000

Fewest Disqualifications, Game

0, Many Times



Highest Average PPG, Season

77.9, 2007
75.7, 2006
75.3 in 2014
73.9, 2010
73.3, 2013
72.8, 2009

Lowest Average PPG, Season

64.0, 2001
65.7, 2002
66.6, 2004
66.9, 2003
67.8, 2000

Most points scored in a game

107, 7/14/2010, PHO vs. SEA (3 OT)
102, 5/26/2013, LA vs. SEA
101, 8/4/2007, PHO at SEA
101, 8/4/2009, PHO at SEA (OT)
97, 7/24/2007, WAS vs. SEA (OT)
97, 8/9/2007, DET vs. SEA
97, 8/31/2013, MIN vs. SEA
95, 8/17/2003, DET at SEA
95, 8/7/2007, MIN vs. SEA
94, 7/25/2008, PHO vs. SEA

Most points scored, first half

56, 07/27/2010 SEA 91 vs PHO 85
53, 05/26/2013 SEA 69 at LA 102
53, 08/31/2013 SEA 74 at MIN 97
52, 08/12/2006 SEA 72 at HOU 89
52, 05/22/2008 SEA 87 at PHO 83
52, 08/13/2010 SEA 68 at CT 88
52, 08/21/2012 SEA 73 vs MIN 86
50, 06/07/2005 SEA 69 at CT 81
50, 06/13/2007 SEA 62 at IND 90
50, 06/09/2011 SEA 74 vs MIN 81
50, 08/13/2011 SEA 63 vs ATL 92

Most points scored, second half

58, 08/17/2003 SEA 86 vs DET 95
58, 08/04/2007 SEA 111 vs PHO 101
54, 05/23/2007 SEA 100 vs PHO 87
54, 08/07/2007 SEA 74 at MIN 95
54, 08/18/2009 SEA 79 at DET 75
53, 06/30/2005 SEA 69 at SA 81
53, 08/16/2011 SEA 79 at PHO 81
52, 07/19/2005 SEA 87 vs NY 78
52, 06/04/2006 SEA 87 vs SA 89
52, 08/09/2007 SEA 70 at DET 97
52, 09/14/2012 SEA 66 at SA 90

Most Points Scored, Quarter

37, 08/07/2007 SEA 74 at MIN 95 (3rd)
35, 08/04/2007 SEA 111 vs PHO 101 (4th)
32, 06/04/2006 SEA 87 vs SA 89 (3rd)
32, 07/01/2006 SEA 92 vs MIN 75 (3rd)
32, 05/23/2007 SEA 100 vs PHO 87 (3rd)
32, 08/15/2013 SEA 66 vs CHI 79 (4th)

Fewest Points Scored, Game

45, 6/3/2004, PHO at SEA
47, 6/25/2001, UTA vs. SEA
47, 6/2/2002, POR vs. SEA
47, 7/10/2007, LA vs. SEA
48, 7/7/2001, CHA vs. SEA
48, 7/19/2002, PHO at SEA
49, 6/29/2008, WAS at SEA
49, 8/28/2008, HOU at SEA
51, 6/21/2002, IND at SEA
51, 6/10/2003, IND at SEA
51, 5/29/2005, SA at SEA

51, 8/23/2005, SA vs. SEA

Fewest Points Scored, First Half

17, 06/25/2001 SEA 65 at UTA 47
18, 06/18/2000 SEA 53 vs UTA 56
18, 07/10/2000 SEA 42 at MIA 59
18, 06/10/2003 SEA 78 vs IND 51
18, 07/17/2003 SEA 67 at CT 65
19, 08/23/2005 SEA 78 at SA 51
19, 06/17/2011 SEA 68 vs IND 54
20, 08/01/2000 SEA 66 vs IND 60
20, 06/02/2002 SEA 57 at POR 47
20, 07/01/2004 SEA 76 vs SA 52
20, 07/10/2007 SEA 82 at LA 47
20, 06/24/2012 SEA 72 vs WAS 55

Fewest Points Scored, Second Half

15, 07/03/2001 SEA 69 vs WAS 72 (4OT)
19, 07/07/2009 SEA 66 vs SA 53
20, 08/06/2000 SEA 66 vs POR 58 (OT)
20, 08/20/2013 SEA 77 vs LA 57
21, 07/22/2004 SEA 59 vs IND 54
21, 06/23/2006 SEA 87 vs SA 57
22, 06/22/2001 SEA 58 at PHO 55
22, 08/13/2002 SEA 51 at SAC 59
22, 06/03/2004 SEA 72 vs PHO 45
22, 07/06/2007 SEA 71 at HOU 55

Fewest Points Scored, Quarter

4, 08/20/2013 SEA 77 vs LA 57 (4th)
6, 07/13/2012 SEA 83 at PHO 64 (3rd)
7, 05/19/2007 SEA 82 vs HOU 69 (4th)
7, 05/30/2008 SEA 78 vs SA 57 (1st)
7, 07/07/2009 SEA 66 vs SA 53 (3rd)
7, 08/03/2014 SEA 71 vs SA 65 (2nd)

Most FG Made, Season

987, 2007
979, 2014
940, 2006
916, 2013
892, 2005
888, 2010
885, 2011
882, 2009

Most FG Made, Game

41, 7/14/2010, PHO vs. SEA (3 OT)
41, 8/31/2013, MIN vs. SEA
40, 8/13/2011, ATL at SEA
37, 7/24/2007, WAS vs. SEA (OT)
37, 8/13/2010, CT vs. SEA
37, 8/4/2013, MIN vs. SEA

Fewest FG Made, Season

753, 2001
778, 2000
783, 2002

Fewest FG Made, Game

10, 7/10/2000, MIA vs. SEA
16, 7/4/2001, POR vs. SEA
16, 7/11/2002, LA at SEA
16, 5/30/2008, SA at SEA
16, 8/28/2008, HOU at SEA
16, 7/17/2009, SAC vs. SEA
16, 6/17/2011, IND at SEA

Most FG Attempted, Season

2321, 2007
2244, 2012
2218, 2006
2164, 2008
2163, 2005

Most FG Attempted, Game

98, 7/14/2010, PHO vs. SEA (3 OT)
88, 7/1/2012, CT vs. SEA (OT)
87, 8/29/2009, ATL at SEA (2 OT)
82, 8/4/2009, PHO at SEA (OT)
79, 8/5/2006, CHA at SEA
78, 8/10/2010, ATL vs. SEA

Fewest FG Attempted, Season

1721, 2000
1750, 2001
1818, 2002
1989, 2004

Fewest FG Attempted, Game

41, 7/10/2000, MIA vs. SEA
42, 7/20/2003, MIN vs. SEA
43, 6/30/2001, SAC at SEA
44, 8/3/2000, PHO vs. SEA
45, 5/24/2003, SA vs. SEA
46, 7/8/2000, ORL vs. SEA
46, 6/28/2001, MIN vs. SEA
46, 8/3/2001, UTA at SEA

Highest FG Percentage, Season

.457, 2014
.452, 2000
.435, 2013
.431, 2002
.430, 2001
.428, 2004
.425, 2007

Highest FG Percentage, Game

.636 (28 for 44) = 8/3/2000, PHO vs. SEA
.621 (36 for 58) = 5/26/2013, LA vs. SEA
.608 (31 for 51) = 7/12/2009, CHI at SEA
.608 (31 for 51) = 8/15/2014, LA vs. SEA
.588 (30 for 51) = 7/13/2005, WAS at SEA
.588 (40 for 68) = 8/13/2011, ATL at SEA
.577 (41 for 71) = 8/31/2013, MIN vs. SEA
.576 (34 for 59) = 5/23/2006, HOU at SEA

Lowest FG Percentage, Season

.391, 2012
.398, 2008
.410, 2009
.412, 2005
.413, 2010
.414, 2003

Lowest FG Percentage, Game

.244 (10 for 41) = 7/10/2000, MIA vs. SEA
.270 (20 for 74) = 7/25/2003, PHO at SEA
.276 (16 for 58) = 5/30/2008, SA at SEA
.277 (18 for 65) = 7/21/2011, SA at SEA
.279 (17 for 61) = 8/23/2005, SA vs. SEA
.281 (16 for 57) = 8/28/2008, HOU at SEA
.281 (18 for 64) = 6/3/2003, SAC at SEA

Most 3-point FG Made, Season

212, 2012
202, 2009
195, 2007
186, 2010
172, 2008
168, 2011

Most 3-point FG Made, Game

13, 8/4/2009, PHO at SEA (OT)
13, 9/6/2012, TUL at SEA
12, 7/1/2009, PHO vs. SEA
12, 7/12/2009, CHI at SEA
12, 7/28/2009, SA vs. SEA

ALL-TIME OPPONENT FRANCHISE RECORDS



Fewest 3-point FG Made, Season

102, 2002
117, 2000
125, 2001
133, 2005
139, 2004
140, 2013
144, 2014

Fewest 3- FG Made, Game

0, 6/28/2000, DET at SEA
0, 7/1/2000, UTA at SEA
0, 7/28/2000, PHO at SEA
0, 6/25/2001, UTA vs. SEA
0, 6/2/2002, POR vs. SEA
0, 6/26/2002, PHO vs. SEA
0, 5/27/2005, HOU at SEA
0, 8/14/2005, HOU vs. SEA
0, 8/28/2008, HOU at SEA
0, 8/29/2009, ATL at SEA (2 OT)

Most 3-point FG Attempted, Season

620, 2012
585, 2009
556, 2010
539, 2008
528, 2007
484, 2006

Most 3- FG Attempted, Game

33, 9/6/2012, TUL at SEA
31, 6/11/2008, PHO at SEA
30, 5/23/2007, PHO at SEA
29, 7/28/2009, SA vs. SEA
29, 8/4/2009, PHO at SEA (OT)
29, 9/18/2012, CHI at SEA
28, 8/1/2009, SA at SEA (OT)
28, 7/14/2010, PHO vs. SEA (3 OT)

Fewest 3-point FG Attempted, Season

325, 2001
334, 2000
342, 2002
391, 2004
419, 2005

Fewest 3-FG Attempted, Game

1, 6/19/2004, SA vs. SEA
3, 6/28/2000, DET at SEA
3, 7/28/2000, PHO at SEA
3, 7/1/2004, SA at SEA
3, 5/27/2005, HOU at SEA
3, 6/28/2005, HOU vs. SEA
4, 7/1/2000, UTA at SEA
4, 6/9/2002, UTA at SEA
4, 7/24/2004, HOU at SEA
4, 8/14/2005, HOU vs. SEA
4, 6/2/2013, PHO at SEA
4, 6/24/2014, SEA at LA
4, 7/3/2014, LA at SEA

Highest 3-point FG Percentage, Season

.385, 2001
.369, 2007
.359, 2011
.355, 2004
.350, 2000
.345, 2009
.342, 2012

Highest 3-FG Percentage, Game

.889 (8 for 9) = 7/21/2001, LA vs. SEA
.750 (6 for 8) = 7/18/2001, MIN vs. SEA
.750 (6 for 8) = 5/26/2013, LA vs. SEA
.714 (5 for 7) = 8/3/2000, PHO vs. SEA
.714 (5 for 7) = 5/23/2006, HOU at SEA
.700 (7 for 10) = 7/17/2004, WAS at SEA (OT)
.667 (8 for 12) = 5/28/2004, PHO vs. SEA
.667 (4 for 6) = 7/17/2009, SAC vs. SEA
.667 (8 for 12) = 8/20/2011, NY at SEA
.632 (12 for 19) = 7/12/2009, CHI at SEA

Lowest 3-point FG Percentage, Season

.298, 2002
.300, 2013
.317, 2005
.319, 2008
.327, 2014
.332, 2003
.335, 2010
.339, 2006

Lowest 3- FG Percentage, Game

.077 (1 for 13) = 6/6/2014, SEA vs. MIN
.125 (1 for 8) = 5/3/2014, SEA at CON
.167 (3 for 18) = 6/13/2014, SEA at SAS
.182 (4 for 22) = 7/2/2013, CHI vs. SEA
.185 (5 for 27) = 8/7/2010, TUL at SEA
.207 (6 for 29) = 9/18/2012, CHI at SEA
.208 (5 for 24) = 8/27/2005, PHO at SEA
.208 (5 for 24) = 8/27/2013, SA vs. SEA

Most FT Made, Season

550, 2010
531, 2006
519, 2013
512, 2008
510, 2009
498, 2000

Most FT Made, Game

38, 7/10/2000, MIA vs. SEA
31, 6/15/2005, MIN at SEA (OT)
30, 8/12/2003, SA at SEA

Fewest FT Made, Season

417, 2001
423, 2004
435, 2002
437, 2011
441, 2003

Fewest FT Made, Game

1, 7/30/2000, MIA at SEA
1, 8/25/2003, SAC at SEA
1, 7/6/2007, HOU vs. SEA
2, 7/22/2004, IND at SEA
2, 6/13/2012, CHI vs. SEA
3, 8/1/2002, LA vs. SEA
3, 7/3/2003, WAS at SEA

Most FT Attempted, Season

707, 2006
702, 2010
680, 2008
671, 2009
654, 2000
646, 2005
648, 2013

Most FT Attempted, Game

55, 7/10/2000, MIA vs. SEA
38, 6/28/2000, DET at SEA
38, 9/3/2009, WAS vs. SEA

Fewest FT Attempted, Season

559, 2001
572, 2011
576, 2014
586, 2007
587, 2002
591, 2003
592, 2004
615, 2012

Fewest FT Attempted, Game

1, 7/30/2000, MIA at SEA
3, 7/6/2007, HOU vs. SEA
4, 8/25/2003, SAC at SEA
4, 7/25/2010, TUL at SEA

Highest FT Percentage, Season

.816, 2007
.801, 2013
.797, 2014
.783, 2010
.764, 2011, 2012
.761, 2000

Highest FT Percentage, Game

1.000 (7 for 7) = 7/23/2003, NY at SEA
1.000 (10 for 10) = 6/20/2008, IND at SEA
1.000 (15 for 15) = 8/21/2010, LA at SEA
1.000 (8 for 8) = 8/25/2011, TUL at SEA
1.000 (18 for 18) = 6/30/2013, IND vs. SEA
1.000 (19 for 19) = 9/14/2013, TUL at SEA
1.000 (11 for 11) = 7/9/2014, SEA at PHO

Lowest FT Percentage, Season

.715, 2004
.741, 2002
.746, 2001, 2003
.751, 2006
.753, 2008

Lowest FT Percentage, Game

.429 (6 for 14) = 9/8/2004, DET at SEA
.438 (7 for 16) = 8/10/2014, SEA vs. TUL
.462 (6 for 13) = 6/6/2002, CHA at SEA
.462 (6 for 13) = 7/31/2003, CHA at SEA
.462 (6 for 13) = 8/9/2011, NY vs. SEA
.529 (9 for 17) = 6/13/2000, LA at SEA (OT)
.533 (8 for 15) = 9/3/2011, SA vs. SEA
.538 (7 for 13) = 7/19/2002, PHO at SEA
.538 (7 for 13) = 8/2/2011, SA at SEA

ALL-TIME OPPONENT FRANCHISE RECORDS



Most Rebounds, Season

1145, 2012
1106, 2014
1094, 2007
1092, 2008
1078, 2009
1073, 2013

Most Rebounds, Game

50, 7/3/2001, WAS at SEA (4 OT)
48, 8/4/2001, LA vs. SEA
47, 8/10/2010, ATL vs. SEA
46, 6/14/2008, HOU vs. SEA
46, 6/28/2013, NY at SEA
46, 7/13/2014, MIN at SEA
45, 5/21/2005, LA at SEA
45, 8/9/2007, DET vs. SEA
45, 7/24/2014 NY vs. SEA

Fewest Rebounds, Season

982, 2004
969, 2002
1009, 2000
1013, 2011, 2010
1020, 2005

Fewest Rebounds, Game

17, 6/3/2004, PHO at SEA
17, 7/7/2009, SA at SEA
18, 7/8/2000, ORL vs. SEA
18, 7/17/2009, SAC vs. SEA
19, 7/2/2002, NY vs. SEA
19, 8/1/2004, CHA at SEA
19, 5/27/2005, HOU at SEA
19, 9/4/2008, CHI vs. SEA

Most Offensive Rebounds, Season

360, 2012
352, 2003
334, 2005
333, 2007
332, 2008, 2009

Most Offensive Rebounds, Game

22, 8/10/2010, ATL vs. SEA
19, 6/24/2005, LA vs. SEA
19, 8/27/2005, PHO at SEA
18, 9/8/2004, DET at SEA
18, 6/4/2006, SA at SEA
18, 8/3/2007, SAC vs. SEA
18, 6/13/2012, CHI vs. SEA

Fewest Offensive Rebounds, Season

228, 2000
281, 2014
291, 2011
296, 2001, 2013
303, 2004

Fewest Offensive Rebounds, Game

1, 7/2/2002, NY vs. SEA
1, 6/30/2005, SA vs. SEA
2, 7/12/2009, CHI at SEA
3, 6/12/2001, ORL at SEA
3, 7/18/2008, IND vs. SEA
3, 9/3/2011, SA vs. SEA
3, 7/22/2014, SEA vs. PHO
3, 8/15/2014, SEA at LA

Most Defensive Rebounds, Season

825, 2014
785, 2012
777, 2013
761, 2007

Most Defensive Rebounds, Game

36, 7/3/2001, WAS at SEA (4 OT)
35, 7/24/2014, SEA vs. NY (OT)
34, 6/14/2008, HOU vs. SEA
34, 7/22/2009, LA at SEA (3 OT)
34, 7/13/2014, SEA at MIN
33, 8/4/2001, LA vs. SEA
33, 7/14/2010, PHO vs. SEA (3 OT)

Fewest Defensive Rebounds, Season

662, 2002
679, 2004
686, 2005
689, 2003
705, 2010

Fewest Defensive Rebounds, Game

10, 6/12/2005, CHA vs. SEA
10, 9/4/2008, CHI vs. SEA
11, 6/3/2004, PHO at SEA
11, 7/7/2009, SA at SEA
12, 7/8/2000, ORL vs. SEA
12, 7/5/2002, CLE vs. SEA
12, 6/10/2003, IND at SEA

Most Assists, Season

591, 2007
568, 2005
559, 2014
533, 2013
520, 2006
517, 2009

Most Assists, Game

29, 8/7/2007, MIN vs. SEA
29, 8/31/2013, MIN vs. SEA
28, 8/9/2007, DET vs. SEA
27, 9/3/2004, LA vs. SEA
27, 8/13/2010, CT vs. SEA
27, 8/21/2012, MIN at SEA

Fewest Assists, Season

456, 2003
484, 2010
488, 2002
492, 2001
498, 2008

Fewest Assists, Game

3, 8/8/2003, MIN at SEA
5, 7/25/2003, PHO at SEA
5, 8/19/2003, HOU vs. SEA
5, 6/23/2006, SA at SEA
5, 6/29/2010, SA at SEA

Most Steals, Season

307, 2012
297, 2006
284, 2000
283, 2013
275, 2009

Most Steals, Game

21, 8/29/2009, ATL at SEA (2 OT)
19, 7/20/2008, WAS vs. SEA
18, 7/26/2003, SAC vs. SEA
17, 9/12/2012, IND vs. SEA
16, 6/9/2000, CHA vs. SEA
16, 6/17/2006, SAC vs. SEA
16, 5/18/2012, LA at SEA
16, 9/11/2012, ATL vs. SEA

Fewest Steals, Season

228, 2001
241, 2010
245, 2003
252, 2004
254, 2002

Fewest Steals, Game

1, 6/22/2005, CT at SEA
2, 5/16/2010, LA at SEA
2, 6/29/2010, SA at SEA
2, 7/3/2010, LA vs. SEA

Most Blocked Shots, Season

154, 2005
139, 2013
137, 2004
131, 2009
127, 2001, 2011
125, 2002

Most Blocked Shots, Game

12, 7/6/2005, PHO vs. SEA
12, 6/17/2011, IND at SEA
11, 7/22/2009, LA at SEA (3 OT)
9, 6/15/2002, UTA vs. SEA
9, 7/11/2002, LA at SEA
9, 9/10/2004, MIN vs. SEA
9, 7/29/2005, CHA at SEA
9, 5/27/2010, CHI vs. SEA
9, 8/28/2011, LA at SEA
9, 8/11/2013, SA at SEA

Fewest Blocked Shots, Season

104, 2003
112, 2007
114, 2014
115, 2008
116, 2006
121, 2010
123, 2000, 2012

Fewest Blocked Shots, Game

0, Many Times

ALL-TIME OPPONENT FRANCHISE RECORDS



Most Turnovers, Season

555, 2009
531, 2002
529, 2000
527, 2004
519, 2001
515, 2010, 2008

Most Turnovers, Game

27, 7/22/2009, LA at SEA (3 OT)
26, 6/18/2000, UTA at SEA
26, 9/10/2004, MIN vs. SEA
24, 6/25/2001, UTA vs. SEA
24, 7/6/2007, HOU vs. SEA
24, 7/27/2007, IND at SEA
24, 5/20/2008, SAC at SEA
24, 5/22/2010, PHO vs. SEA (OT)

Fewest Turnovers, Season

438, 2005
447, 2014
449, 2013
459, 2003
462, 2012

Fewest Turnovers, Game

6, 6/22/2005, CT at SEA
6, 8/20/2005, SAC vs. SEA
6, 8/7/2007, MIN vs. SEA
6, 9/18/2012, CHI at SEA
6, 7/9/2014, PHO at SEA
7, 6/20/2002, SAC vs. SEA
7, 8/6/2005, NY vs. SEA
7, 6/23/2006, SA at SEA
7, 8/17/2013, IND at SEA

Most Personal Fouls, Season

691, 2005
684, 2006
678, 2004
674, 2008
672, 2009
642, 2007

Most Personal Fouls, Game

31, 7/3/2007, LA at SEA
30, 8/6/2000, POR at SEA (OT)
30, 5/21/2006, LA at SEA
29, 7/23/2005, DET at SEA
29, 7/31/2005, LA at SEA
29, 6/19/2009, MIN at SEA
29, 8/1/2009, SA at SEA (OT)

Fewest Personal Fouls, Season

545, 2011
560, 2014
563, 2002
570, 2003
588, 2001

Fewest Personal Fouls, Game

7, 5/22/2003, HOU vs. SEA
7, 9/14/2012, SA vs. SEA
7, 7/11/2014, SA vs. SEA
8, 8/6/2005, NY vs. SEA
9, 7/6/2000, HOU vs. SEA
9, 7/9/2002, HOU vs. SEA
9, 7/23/2002, HOU vs. SEA
9, 7/17/2009, SAC vs. SEA
9, 7/5/2011, IND vs. SEA
9, 9/3/2011, SA vs. SEA
9, 8/9/2013, SA at SEA

Most Disqualifications, Season

9, 2003, 2000
8, 2006
7, 2009, 2008
6, 2010, 2007
5, 2005, 2002

Most Disqualifications, Game

3, 6/13/2000, LA at SEA (OT)
2, 7/21/2000, MIN at SEA
2, 7/25/2003, PHO at SEA
2, 8/12/2003, SA at SEA
2, 7/3/2007, LA at SEA
2, 8/1/2009, SA at SEA (OT)

Fewest Disqualifications, Season

1, 2013, 2011
2, 2012
3, 2001
4, 2004

Fewest Disqualifications, Game

0, Many Times

ALL-TIME INDIVIDUAL FRANCHISE RECORDS



Seasons

12 Lauren Jackson
12 Sue Bird
10 Tanisha Wright

Most Games, Career

386 Sue Bird
317 Lauren Jackson
330 Tanisha Wright

Most consecutive games, career

119 Simone Edwards, July 3, 2000-May 28, 2004
117 Tanisha Wright, July 9, 2006-September 10, 2009
106 Sue Bird, May 30, 2002-June 7, 2005

Most Games, Season

34 by Many

Most Minutes, Career

12,608 Sue Bird
10,128 Lauren Jackson
8,156 Tanisha Wright

Highest Average, Minutes per Game, Career (Minimum 100 games)

32.7 Sue Bird (11635/353)
32.0 Swin Cash (4195/131)
31.9 Lauren Jackson (10128/317)

Most minutes, season

1,176 Lauren Jackson, 2005
1,136 Sue Bird, 2003
Sue Bird, 2004
1,128 Swin Cash, 2011

Highest average, Minutes per Game, Season

35.5 Sue Bird, 2009 (1101/31)
35.0 Sue Bird, 2002 (1121/32)
34.6 Lauren Jackson, 2005 (1176/34)

Minutes, Game

55:00 = Lauren Jackson, 7/3/2001, SEA vs. WAS (4 OT)
51:01 = Camille Little, 7/22/2009, SEA vs. LA (3 OT)
50:12 = Sue Bird, 7/14/2010, SEA at PHO (3 OT)
49:29 = Sue Bird, 7/22/2009, SEA vs. LA (3 OT)
47:28 = Lauren Jackson, 7/14/2010, SEA at PHO (3 OT)
46:32 = Sue Bird, 8/29/2009, SEA vs. ATL (2 OT)
46:06 = Tanisha Wright, 7/14/2010, SEA at PHO (3 OT)
45:53 = Camille Little, 8/29/2009, SEA vs. ATL (2 OT)
45:26 = Swin Cash, 7/14/2010, SEA at PHO (3 OT)
44:27 = Swin Cash, 7/22/2009, SEA vs. LA (3 OT)

Most points, Lifetime

6,007 Lauren Jackson
4,809 Sue Bird
2,591 Tanisha Wright
2,367 Camille Little

Highest average, points per game, Career

(Minimum 100 games)
18.9 Lauren Jackson (6,007/317)
12.6 Swin Cash (1,663/131)
12.6 Betty Lennox (1,623/128)
12.5 Sue Bird (4,809/386)

Most points, Season

739 Lauren Jackson, 2007
698 Lauren Jackson, 2003
656 Lauren Jackson, 2010

Highest average, points per game, Season

23.8 Lauren Jackson, 2007 (739/31)
21.2 Lauren Jackson, 2003 (698/33)
20.5 Lauren Jackson, 2010 (656/32)

Most Points Scored, Game

47, Lauren Jackson, 7/24/2007, SEA at WAS (OT)
36, Lauren Jackson, 8/18/2009, SEA at DET
35, Lauren Jackson, 5/25/2006, SEA at PHO
35, Lauren Jackson, 6/24/2007, SEA at LA
34, Lauren Jackson, 8/6/2003, SEA vs. LA
34, Betty Lennox, 8/11/2007, SEA vs. WAS
34, Lauren Jackson, 7/5/2008, SEA vs. MIN
33, Sue Bird, 8/9/2002, SEA vs. POR
33, Lauren Jackson, 7/17/2004, SEA vs. WAS (OT)
33, Lauren Jackson, 6/26/2007, SEA vs. CHI
33, Lauren Jackson, 7/17/2007, SEA at PHO
33, Lauren Jackson, 7/3/2008, SEA vs. NY
33, Lauren Jackson, 7/27/2010, SEA vs. PHO
31, Camille Little, 6/27/2014, SEA vs. MIN

Most games, 30 or more points, career

27, Lauren Jackson
2, Sue Bird
1, Betty Lennox, Tina Thompson, Camille Little

Most games, 20 or more points, career

139, Lauren Jackson
57, Sue Bird
15, Tanisha Wright
14, Betty Lennox
13, Camille Little
5, Crystal Langhorne

Most consecutive games, 20 or more points

8, Lauren Jackson, June 6-26, 2009
7, Lauren Jackson, July 17-31, 2003, Lauren Jackson, June 25-July 20, 2010
5, Lauren Jackson, July 22-31, 2007

Most consecutive games, 10 or more points

84, Lauren Jackson, June 26, 2002-September 18, 2004
45, Lauren Jackson, July 9, 2009-August 17, 2010
31, Lauren Jackson, July 30, 2006-July 31, 2007

Highest field goal percentage, career

(Minimum 400 field goals)
.489, Janell Burse (458/937)
.475, Camille Little (707/1489)
.460, Lauren Jackson (2090/4545)

Highest field goal percentage, season (qualifiers)

.560, Crystal Langhorne, 2014 (180/315)
.535, Lauren Jackson, 2006 (192/359)
.523, Janell Burse, 2005 (127/243)
.519, Lauren Jackson, 2007 (258/497)

Highest field goal percentage, game

(Minimum 8 field goals made)
.909, Kamila Vodichkova, vs. Detroit, June 28, 2000 (10/11), Sue Bird, vs. Phoenix, July 8, 2012 (10/11)
.900, Lauren Jackson, vs. Minnesota, July 1, 2006 (9/10)
.900, Crystal Langhorne vs. Atlanta, May 30, 2014 (9/10)
.889, Sue Bird, vs. Detroit, September 8, 2004 (8/9)
.800, Crystal Langhorne, July 5, 2014, (8/10)

Most field goals, none missed, game

5, Iziane Castro Marques, vs. Los Angeles, May 21, 2006, Yolanda Griffith, vs. Minnesota, September 6, 2008
4, By many

Most field goal attempts, none made, game

11, Kamila Vodichkova, vs. Portland, August 9, 2002
9, Stacey Lovelace, at Sacramento, August 9, 2000
8, Lauren Jackson, at New York, July 11, 2001,

ALL-TIME INDIVIDUAL FRANCHISE RECORDS



Most field goals, career

2,090, Lauren Jackson
1,748, Sue Bird
938, Tanisha Wright

Most field goals, season

258, Lauren Jackson, 2007
254, Lauren Jackson, 2003
220, Lauren Jackson, 2004, Lauren Jackson, 2010

Most field goals, game

18, Lauren Jackson, at Washington, July 24, 2007 (ot)
17, Lauren Jackson, vs. Los Angeles, August 6, 2003
15, Lauren Jackson, vs. Minnesota, July 5, 2008
13, Crystal Langhorne, at Phoenix, June 3, 2014
11, Crystal Langhorne, vs. Minnesota, June 1, 2014
11, Camille Little, vs. Minnesota, June 27, 2014

Most field goal attempts, career

4,545, Lauren Jackson
4,082, Sue Bird
2,185, Tanisha Wright

Most field goal attempts, season

526, Lauren Jackson, 2003
497, Lauren Jackson, 2007
476, Lauren Jackson, 2010

Most field goal attempts, game

29, Lauren Jackson, vs. Washington, July 3, 2001 (4 ot)
28, Lauren Jackson, at Washington, July 24, 2007 (ot)
24, Lauren Jackson, vs. Connecticut, July 11, 2007, Lauren Jackson, at Detroit, August 18, 2009,
Lauren Jackson, at Phoenix, May 22, 2010 (ot),
Lauren Jackson, at Phoenix, July 14, 2010 (ot)

Highest three-point field goal percentage, career

(Minimum 100 three-point field goals)
.391, Tina Thompson (101/258)
.386, Sue Bird (600/1556)
.372, Iziane Castro Marques (109/293)

Highest three-point field goal percentage, season (qualifiers)

.452, Lauren Jackson, 2004 (52/115)
.4383- Sue Bird, 2004 (64/146)
.4375- Sandy Brondello, 2003 (21/48)

Most three-point field goals, none missed, game

4, Amanda Lassiter, vs. New York, July 23, 2003,
Iziane Castro Marques, vs. New York, July 19, 2005,
Lauren Jackson, vs. Indiana, June 25, 2010,
Sue Bird, at Washington, August 15, 2010,
Tina Thompson, at Tulsa, June 15, 2012
3, By many

Most three-point field goal attempts, none made, game

8, Betty Lennox, at Los Angeles, June 1, 2004
7, Lauren Jackson, vs. Houston, August 8, 2001,
Sue Bird, vs. Phoenix, June 11, 2008
6, Edna Campbell, vs. Portland, June 3, 2000,
Sue Bird, at Portland, June 2, 2002,
Lauren Jackson, vs. Minnesota, July 31, 2002,
Betty Lennox, vs. New York, June 26, 2004,
Sue Bird, at Washington, July 24, 2007 (ot),
Lauren Jackson, vs. Los Angeles, June 11, 2010,
Shekinna Stricklen, vs. Tulsa, July 17, 2013

Most three-point field goals, career

639, Sue Bird
436, Lauren Jackson
138, Shekinna Stricklen
109, Iziane Castro Marques, Betty Lennox
76, Camille Little

Most three-point field goals, season

71, Sue Bird, 2011
64, Sue Bird, 2004
60, Iziane Castro Marques, 2007, Tina Thompson, 2013
47, Shekinna Stricklen, 2014

Most three-point field goals, game

7, Sue Bird, vs. Los Angeles, July 22, 2009 (3 ot)
6, Sonja Henning, at Los Angeles, July 27, 2000,
Sue Bird, at Detroit, August 8, 2006,
Shekinna Stricklen, at Tulsa, September 12, 2013
Shekinna Stricklen, vs. Indiana, July 31, 2014
5, By many

Most consecutive games, three-point field goals made

16, Lauren Jackson, June 11-July 24, 2004,
Lauren Jackson, June 29, 2008-July 1, 2009
14, Sue Bird, August 25, 2011-June 9, 2012
13, Lauren Jackson, June 27-July 28, 2002,
Sue Bird, June 23-July 25, 2006,
Lauren Jackson, June 17-July 30, 2010

Most three-point field goal attempts, career

1,556, Sue Bird
1,243, Lauren Jackson
350, Betty Lennox

Most three-point field goal attempts, season

166, Sue Bird, 2011
162, Tina Thompson, 2013
157, Shekinna Stricklen, 2013

Most three-point field goal attempts, game

14, Sue Bird, vs. Los Angeles, July 22, 2009 (3 ot)
13, Lauren Jackson, vs. Los Angeles, May 21, 2005
11, Shekinna Stricklen, at Washington, July 6, 2013

Highest free-throw percentage, career

(Minimum 200 free throws)
.867, Sue Bird (620/715)
.859, Betty Lennox (298/347)
.850, Tanisha Wright (560/659)

Highest free-throw percentage, season (qualifiers)

.934, Lauren Jackson, 2008 (99/106)
.911, Sue Bird, 2002 (102/112)
.910, Lauren Jackson, 2010 (162/178)

Most free throws made, none missed, game

13, Lauren Jackson, vs. Washington, August 3, 2006
12, Lauren Jackson, vs. Phoenix, May 23, 2007,
Lauren Jackson, vs. Phoenix, July 10, 2008,
Swin Cash, at Connecticut, July 1, 2011

Most free throw attempts, none made, game

4, Quacy Barnes, vs. Sacramento, June 15, 2000,
Charmin Smith, vs. Minnesota, July 21, 2000,
Semeka Randall, vs. Phoenix, July 19, 2002,
Yolanda Griffith, at Los Angeles, June 24, 2008

Most free throws made, career

1,391, Lauren Jackson
674, Sue Bird
626, Tanisha Wright
585, Camille Little

Most free throws made, season

174, Lauren Jackson, 2007
170, Lauren Jackson, 2006
162, Lauren Jackson, 2010

Most free throws made, game

15, Lauren Jackson, vs. Los Angeles, August 17, 2007
14, Lauren Jackson, vs. San Antonio, August 12, 2003
13, Lauren Jackson, vs. Sacramento, July 3, 2004,
Lauren Jackson, vs. Washington, August 3, 2006

ALL-TIME INDIVIDUAL FRANCHISE RECORDS



Most free throw attempts, career

1,653, Lauren Jackson
796, Camille Little
780, Sue Bird
742, Tanisha Wright

Most free throw attempts, season

197, Lauren Jackson, 2007
189, Lauren Jackson, 2006
183, Lauren Jackson, 2003

Most free throw attempts, game

16, Lauren Jackson, vs. San Antonio, August 12, 2003,
Lauren Jackson, vs. Los Angeles, August 17, 2007
15, Lauren Jackson, vs. Charlotte, July 31, 2003,
Lauren Jackson, vs. Sacramento, July 3, 2004,
Lauren Jackson, vs. Charlotte, August 5, 2006
14, Lauren Jackson, vs. Los Angeles, July 31, 2005,
Janell Burse, at San Antonio, May 25, 2007,
Swin Cash, vs. Houston, June 1, 2008,
Lauren Jackson, vs. San Antonio, August 1, 2009 (ot)
Camille Little, vs. Washington, June 22, 2014 (ot)

Most rebounds, career

2,447, Lauren Jackson
1,131, Camille Little
1,037, Sue Bird

Highest average, rebounds per game, career (Minimum 100 games)

7.7, Lauren Jackson (2447/317)
6.2, Swin Cash (818/131)
5.3, Camille Little (988/188)

Most rebounds, season

313, Lauren Jackson, 2005
307, Lauren Jackson, 2003
300, Lauren Jackson, 2007

Highest average, rebounds per game, season (qualifiers)

9.7, Lauren Jackson, 2007 (300/31)
9.3, Lauren Jackson, 2003 (307/33)
9.2, Lauren Jackson, 2005 (313/34)

Most rebounds, game

20, Lauren Jackson, vs. Charlotte, July 31, 2003
19, Janell Burse, vs. Phoenix, May 23, 2007
18, Lauren Jackson, vs. San Antonio, August 12, 2003,
Lauren Jackson, at Phoenix, July 14, 2010 (3 ot)

Most games, 10+ rebounds, career

81, Lauren Jackson
13, Janell Burse, Swin Cash
12, Camille Little
6, Crystal Langhorne

Most consecutive games, 10+ rebounds

7, Lauren Jackson, July 25-August 12, 2003
5, Lauren Jackson, July 17-27, 2007
3, By many

Most offensive rebounds, career

709, Lauren Jackson
379, Camille Little
293, Janell Burse

Highest average, offensive rebounds per game, career

(Minimum 100 games)
2.2, Lauren Jackson (709/317)
1.9, Janell Burse (293/153)
1.8, Camille Little (339/188)

Most offensive rebounds, season

96, Lauren Jackson, 2005
89, Lauren Jackson, 2010
82, Lauren Jackson, 2003

Most offensive rebounds, game

9, Janell Burse, at Connecticut, June 9, 2006
8, Semeka Randall, at Cleveland, July 5, 2002,
Janell Burse, vs. New York, July 19, 2005,
Lauren Jackson, vs. Phoenix, June 11, 2008,
Lauren Jackson, vs. Phoenix, July 27, 2010
7, By many

Most defensive rebounds, career

1,738, Lauren Jackson
864, Sue Bird
752, Camille Little

Highest average, defensive rebounds per game, career (Minimum 100 games)

5.5, Lauren Jackson (1738/317)
4.5, Swin Cash (593/131)
3.5, Betty Lennox (450/128)

Most defensive rebounds, season

225, Lauren Jackson, 2003
220, Lauren Jackson, 2007
217, Lauren Jackson, 2005

Most defensive rebounds, game

15, Lauren Jackson, vs. Charlotte, July 31, 2003
13, Lauren Jackson, at Houston, August 19, 2003,
Janell Burse, vs. Phoenix, May 23, 2007,
Lauren Jackson, at Connecticut, July 20, 2007,
Lauren Jackson, at New York, July 22, 2007,
Lauren Jackson, at Phoenix, July 14, 2010 (3 ot),
Swin Cash, at Phoenix, August 16, 2011
Crystal Langhorne, at New York, May 27, 2014
12, By many

Most assists, career

2,068, Sue Bird
1,008, Tanisha Wright
435, Lauren Jackson

Highest average, assists per game, career (Minimum 100 games)

5.4, Sue Bird (2,068/386)
3.1, Tanisha Wright (1,008/330)
2.4, Betty Lennox (301/128)

Most assists, season

221, Sue Bird, 2003
191, Sue Bird, 2002
190, Sue Bird, 2010

Highest average, assists per game, season (qualifiers)

6.5, Sue Bird, 2003 (221/34)
6.0, Sue Bird, 2002 (191/32)
5.9, Sue Bird, 2005 (176/30)

Most assists, game

14, Sue Bird, vs. Minnesota, July 1, 2006
12, Sue Bird, at Cleveland, July 5, 2002,
Sue Bird, at Los Angeles, June 19, 2003,
Sue Bird, at Cleveland, June 27, 2003,
Sue Bird, at Atlanta, August 15, 2009,
Tanisha Wright, vs. San Antonio, June 29, 2010
11, By many

Most games, 10+ assists, career

30, Sue Bird
6, Tanisha Wright
2, Temeka Johnson

ALL-TIME INDIVIDUAL FRANCHISE RECORDS



Most personal fouls, career

982, Lauren Jackson
842, Tanisha Wright
652, Camille Little
558, Sue Bird

Most personal fouls, season

139, Janell Burse, 2005
119, Tanisha Wright, 2009
118, Camille Little, 2009

Most personal fouls, game

6, By many

Most disqualifications, career

12, Lauren Jackson
10, Janell Burse, Kamila Vodichkova
8, Tanisha Wright

Highest percentage, games disqualified, career

(Minimum 100 games)
6.8, Kamila Vodichkova (10/146)
6.5, Janell Burse (10/153)
3.8, Lauren Jackson (12/317)

Lowest percentage, games disqualified, career

(Minimum 100 games)
0.0, Iziane Casto Marques (0/101), Simone Edwards (0/178)
0.3, Sue Bird (1/353)
1.0, Ashley Robinson (2/194)

Most consecutive games without disqualification, career

215, Sue Bird, June 11, 2006-September 23, 2012
178, Simone Edwards, May 31, 2000-August 27, 2005
151, Ashley Robinson, July 1, 2006-July 14, 2011

Most disqualifications, season

6, Janell Burse, 2005
5, Kamila Vodichkova, 2004, Tanisha Wright, 2009
4, Kamila Vodichkova, 2003

Fewest minutes, disqualified, game

9, Camille Little, at Minnesota, July 17, 2010
12, Tianna Hawkins, at Minnesota, August 4, 2013
14, Janell Burse, at Washington, September 3, 2009

Most steals, career

523, Sue Bird
360, Lauren Jackson
325, Tanisha Wright
257, Camille Little

Highest average, steals per game, career

(Minimum 100 games)
1.1, Camille Little (257/221)
1.14, Lauren Jackson (360/317)
0.8, Sue Bird (523/386)

Most steals, season

61, Sonja Henning, 2000, Sue Bird, 2006
55, Sue Bird, 2002, Camille Little, 2010
54, Lauren Jackson, 2001

Highest average, steals per game, season (qualifiers)

1.91, Sonja Henning, 2000 (61/32)
1.86, Lauren Jackson, 2001 (54/29)
1.79, Sue Bird, 2006 (61/34)

Most steals, game

7, Sue Bird, vs. Los Angeles, May 21, 2006
6, Sonja Henning, vs. Portland, July 20, 2001,
Adia Barnes, vs. Houston, July 20, 2002,
Betty Lennox, vs. Sacramento, June 27, 2006,
Sue Bird, vs. Connecticut, July 16, 2006,
Lauren Jackson, vs. Minnesota, June 19, 2009,
La'Tangela Atkinson, at San Antonio, September 12, 2009
5, By many

Most blocked shots, career

586, Lauren Jackson
160, Janell Burse
128, Ashley Robinson

Highest average, blocked shots per game, career

(Minimum: 100 games)
1.85, Lauren Jackson (586/317)
1.05, Janell Burse (160/153)
0.66, Ashley Robinson (128/194)

Most blocked shots, season

81, Lauren Jackson, 2002
67, Lauren Jackson, 2005
64, Lauren Jackson, 2001, Lauren Jackson, 2003

Highest average, blocked shots per game, season (qualifiers)

2.89, Lauren Jackson, 2002 (81/28)
2.21, Lauren Jackson, 2001 (64/29)
2.03, Lauren Jackson, 2007 (63/31)

Most blocked shots, game

8, Lauren Jackson, vs. Utah, August 11, 2002
7, Lauren Jackson, vs. Sacramento, July 31, 2007
6, Lauren Jackson, vs. Houston, June 22, 2004,
Lauren Jackson, at Chicago, June 15, 2006

Most turnovers, career

997, Sue Bird
716, Tanisha Wright
549, Lauren Jackson

Most turnovers, season

110, Sue Bird, 2003
109, Sue Bird, 2002
98, Betty Lennox, 2006, Swin Cash, 2010, Tanisha Wright, 2013

Most turnovers, game

8, Sue Bird, at Phoenix, June 26, 2002,
Sue Bird, vs. Sacramento, June 3, 2003,
Sue Bird, at Phoenix, August 15, 2003,
Tanisha Wright, at Sacramento, September 9, 2008,
Swin Cash, at Atlanta, August 15, 2009,
Swin Cash, vs. Atlanta, August 29, 2009 (ot)
7, By many

STORM ALL-TIME ROOKIE RECORDS



Games played

| | |
|----|--------------------------|
| 34 | Shekinna Stricklen, 2012 |
| 34 | Tanisha Wright, 2005 |
| 32 | Sue Bird, 2002 |
| 32 | Semeka Randall, 2001 |
| 29 | Lauren Jackson, 2001 |

Minutes played

Season

| | |
|------|--------------------------|
| 1121 | Sue Bird, 2002 |
| 1001 | Lauren Jackson, 2001 |
| 994 | Semeka Randall, 2001 |
| 784 | Shekinna Stricklen, 2012 |
| 528 | Tanisha Wright, 2005 |

Game

| | |
|----|--------------------------|
| 55 | Lauren Jackson, 2001 |
| 43 | Sue Bird, 2002 |
| 43 | Semeka Randall, 2001 |
| 36 | Shekinna Stricklen, 2012 |
| 34 | Tanisha Wright, 2005 |

Points

Season

| | |
|-----|--------------------------|
| 461 | Sue Bird, 2002 |
| 442 | Lauren Jackson, 2001 |
| 300 | Semeka Randall, 2001 |
| 273 | Shekinna Stricklen, 2012 |
| 122 | Tanisha Wright, 2005 |

Game

| | |
|----|--------------------------|
| 33 | Sue Bird, 2002 |
| 28 | Semeka Randall, 2001 |
| 26 | Lauren Jackson, 2001 |
| 17 | Tanisha Wright, 2005 |
| 16 | Shekinna Stricklen, 2012 |

Most consecutive games scoring

| | |
|----|--------------------------|
| 30 | Sue Bird, 2002 |
| 24 | Shekinna Stricklen, 2012 |
| 17 | Lauren Jackson, 2001 |
| 13 | Semeka Randall, 2001 |
| 10 | Tanisha Wright, 2005 |

Times scoring 20+ points

| | |
|---|----------------------|
| 6 | Sue Bird, 2002 |
| 5 | Lauren Jackson, 2001 |
| 1 | Semeka Randall, 2001 |

Most consecutive games scoring 10+ points

| | |
|----|--------------------------|
| 12 | Lauren Jackson, 2001 |
| 9 | Sue Bird, 2002 |
| 3 | Semeka Randall, 2001 |
| 2 | Shekinna Stricklen, 2012 |
| 1 | Tanisha Wright, 2005 |

Double-doubles

| | |
|---|--------------------------|
| 4 | Lauren Jackson, 2001 |
| 3 | Sue Bird, 2002 |
| 1 | Shekinna Stricklen, 2012 |

Scoring average

| | |
|------|--------------------------|
| 14.4 | Sue Bird, 2002 |
| 15.2 | Lauren Jackson, 2001 |
| 9.4 | Semeka Randall, 2001 |
| 8.0 | Shekinna Stricklen, 2012 |
| 3.6 | Tanisha Wright, 2005 |

Most field goals made

Season

| | |
|-----|--------------------------|
| 151 | Sue Bird, 2002 |
| 149 | Lauren Jackson, 2001 |
| 117 | Semeka Randall, 2001 |
| 100 | Shekinna Stricklen, 2012 |
| 49 | Tanisha Wright, 2005 |

Game

| | |
|----|--------------------------|
| 10 | Sue Bird, 2002 |
| 10 | Lauren Jackson, 2001 |
| 10 | Semeka Randall, 2001 |
| 6 | Shekinna Stricklen, 2012 |
| 6 | Tanisha Wright, 2005 |

Most field goals attempted

Season

| | |
|-----|--------------------------|
| 406 | Lauren Jackson, 2001 |
| 375 | Sue Bird, 2002 |
| 315 | Semeka Randall, 2001 |
| 253 | Shekinna Stricklen, 2012 |
| 106 | Tanisha Wright, 2005 |

Game

| | |
|----|--------------------------|
| 29 | Lauren Jackson, 2001 |
| 21 | Semeka Randall, 2001 |
| 20 | Sue Bird, 2002 |
| 13 | Shekinna Stricklen, 2012 |

Field goal percentage season

Minimum 45 field goals attempted

| | |
|-------|--------------------------|
| 46.2% | Tanisha Wright, 2005 |
| 40.3% | Sue Bird, 2002 |
| 39.5% | Shekinna Stricklen, 2012 |
| 37.1% | Semeka Randall, 2001 |
| 36.7% | Lauren Jackson, 2001 |

Field goal percentage game

Minimum 5 field goals attempted

| | |
|-------|--------------------------|
| 85.7% | Tanisha Wright, 2005 |
| 80.0% | Sue Bird, 2002 |
| 71.4% | Shekinna Stricklen, 2012 |
| 71.4% | Semeka Randall, 2001 |
| 63.6% | Lauren Jackson, 2001 |

3-point field goals made

Season

| | |
|----|--------------------------|
| 57 | Sue Bird, 2002 |
| 40 | Lauren Jackson, 2001 |
| 37 | Shekinna Stricklen, 2012 |

Game

| | |
|---|--------------------------|
| 5 | Lauren Jackson, 2001 |
| 4 | Shekinna Stricklen, 2012 |
| 4 | Sue Bird, 2002 |

Most games 10+ rebounds

| | |
|---|--------------------------|
| 4 | Lauren Jackson, 2001 |
| 1 | Shekinna Stricklen, 2012 |

Highest rebounding average

| | |
|-----|--------------------------|
| 6.7 | Lauren Jackson, 2001 |
| 2.6 | Sue Bird, 2002 |
| 3.3 | Semeka Randall, 2001 |
| 4.3 | Shekinna Stricklen, 2012 |

Assists

Season

| | |
|-----|--------------------------|
| 191 | Sue Bird, 2002 |
| 53 | Tanisha Wright, 2005 |
| 44 | Lauren Jackson, 2001 |
| 44 | Semeka Randall, 2001 |
| 40 | Shekinna Stricklen, 2012 |

Game

| | |
|----|--------------------------|
| 12 | Sue Bird, 2002 |
| 7 | Tanisha Wright, 2005 |
| 6 | Semeka Randall, 2001 |
| 3 | Shekinna Stricklen, 2012 |
| 3 | Lauren Jackson, 2001 |

Highest assists per game average

| | |
|-----|----------------------|
| 6 | Sue Bird, 2002 |
| 1.6 | Tanisha Wright, 2005 |
| 1.5 | Lauren Jackson, 2001 |
| 1.4 | Semeka Randall, 2001 |
| 1.2 | Shekinna Stricklen |

Steals

Season

| | |
|----|--------------------------|
| 55 | Sue Bird, 2002 |
| 54 | Lauren Jackson, 2001 |
| 29 | Semeka Randall, 2001 |
| 24 | Shekinna Stricklen, 2012 |
| 18 | Tanisha Wright, 2005 |

Game

| | |
|---|--------------------------|
| 5 | Lauren Jackson, 2001 |
| 5 | Sue Bird, 2002 |
| 4 | Semeka Randall, 2001 |
| 3 | Shekinna Stricklen, 2012 |
| 3 | Tanisha Wright, 2005 |

Blocked shots

Season

| | |
|----|--------------------------|
| 64 | Lauren Jackson, 2001 |
| 8 | Shekinna Stricklen, 2012 |
| 4 | Semeka Randall, 2001 |
| 3 | Tanisha Wright, 2005 |
| 3 | Sue Bird, 2002 |

Game

| | |
|---|--------------------------|
| 5 | Lauren Jackson, 2001 |
| 2 | Shekinna Stricklen, 2012 |
| 1 | Tanisha Wright, 2005 |
| 1 | Sue Bird, 2002 |
| 1 | Semeka Randall, 2001 |



STORM ALL-TIME ATTENDANCE

| YEAR | GAMES | ATTENDANCE | AVERAGE | TOTAL GAMES | TOTAL ATTENDANCE | TOTAL AVERAGE |
|------|-------|------------|---------|-------------|------------------|---------------|
| 2000 | 16 | 142,594 | 8,912 | 16 | 142,594 | 8,912 |
| 2001 | 16 | 95,257 | 5,954 | 32 | 237,851 | 7,433 |
| 2002 | 16 | 111,774 | 6,986 | 48 | 349,625 | 7,284 |
| 2003 | 17 | 120,857 | 7,109 | 65 | 470,482 | 7,238 |
| 2004 | 17 | 135,320 | 7,960 | 82 | 605,802 | 7,388 |
| 2005 | 17 | 150,760 | 8,868 | 99 | 756,562 | 7,642 |
| 2006 | 17 | 145,142 | 8,538 | 116 | 901,704 | 7,773 |
| 2007 | 17 | 135,396 | 7,964 | 133 | 1,037,100 | 7,798 |
| 2008 | 17 | 140,503 | 8,265 | 150 | 1,177,603 | 7,851 |
| 2009 | 17 | 133,858 | 7,874 | 167 | 1,311,461 | 7,853 |
| 2010 | 17 | 141,472 | 8,322 | 184 | 1,452,933 | 7,896 |
| 2011 | 17 | 147,196 | 8,649 | 201 | 1,600,129 | 7,961 |
| 2012 | 17 | 127,266 | 7,489 | 218 | 1,727,395 | 7,923 |
| 2013 | 17 | 118,671 | 6,981 | 235 | 1,846,060 | 7,855 |
| 2014 | 17 | 114,181 | 6,717 | 252 | 1,960,241 | 7,778 |

STORM FRANCHISE FIRSTS

First Game: at Sacramento, 5/31/00 (L, 60-76)

First Field Goal: Katrina Hibbert (at 16:04 off own rebound), at Sacramento, 5/31/00

First Three-Pointer: Edna Campbell (at 11:22 in 1st half to give Seattle a 15-8 lead), at Sacramento, 5/31/00

First Made Free Throw: Edna Campbell (at 1:15 in first half to put Sacramento's lead to four), at Sacramento, 5/31/00

First Blocked Shot: Quacy Barnes (blocked Lady Hardmon's attempt), at Sacramento, 5/31/00

First Rebound: Quacy Barnes (off Tangela Smith miss), at Sacramento, 5/31/00

First Assist Katrina Hibbert (to Kamila Vodichkova), at Sacramento, 5/31/00

First Lead: 6-4 on Edna Campbell's layup at 14:40 in the first half, at Sacramento, 5/31/00

First Win: 67-62, at Charlotte, 6/9/00

First Home Win: 69-59, vs. Los Angeles, 6/13/00

First Road Win: 67-62, at Charlotte, 6/9/00

First Overtime Game: 69-59 (W), vs. Los Angeles, 6/13/00

First 20-Point Performance: Edna Campbell (22 points), at Sacramento, 5/31/00

First 30-Point Performance: Sue Bird (33 points), vs. Portland, 8/9/02

First 40-Point Performance: Lauren Jackson (47 points), at Washington, 7/24/07

First 10-Rebound Performance: Simone Edwards (14 rebounds), vs. Orlando, 6/12/01

First 10-Assist Performance: Sue Bird (12 assists), at Cleveland, 7/5/02

First Double-Double: Lauren Jackson (24 points and 12 rebounds), vs. Washington, 7/3/01

First Triple-Double: Temeka Johnson (13 points, 10 rebounds, 11 assists) vs. New York, 7/24/14

STORM ALL-TIME DRAFT RECORDS



2000 WNBA EXPANSION DRAFT

| ROUND | PICK | PLAYER | FROM |
|-------|------|---------------|--------------------|
| 1 | 2 | Edna Campbell | Phoenix Mercury |
| 2 | 7 | Sonja Henning | Houston Comets |
| 3 | 10 | Angela Aycock | Minnesota Lynx |
| 4 | 15 | Nina Bjedov | Los Angeles Sparks |
| 5 | 18 | Toni Foster | Phoenix Mercury |
| 6 | 23 | Charmin Smith | Minnesota Lynx |

2000 WNBA DRAFT

| ROUND | PICK | PLAYER | FROM |
|-------|------|-------------------|-----------------|
| 1 | 9 | Kamila Vodichkova | Czech Republic |
| 2 | 25 | Charisse Sampson | Kansas |
| 3 | 41 | Kirra Jordan | Rice |
| 4 | 57 | Katrina Hibbert | Louisiana State |

2001 WNBA DRAFT

| ROUND | PICK | PLAYER | FROM |
|-------|------|----------------|----------------|
| 1 | 1 | Lauren Jackson | Australia |
| 2 | 17 | Semeka Randall | Tennessee |
| 4 | 49 | Juana Brown | North Carolina |

2002 WNBA DRAFT

| ROUND | PICK | PLAYER | FROM |
|-------|------|-------------------|----------------|
| 1 | 1 | Sue Bird | Connecticut |
| 2 | 19 | Lucienne Berthieu | Old Dominion |
| 2 | 28 | Felicia Ragland | Oregon State |
| 3 | 35 | Takeisha Lewis | Louisiana Tech |

2003 WNBA DISPERSAL DRAFT

| ROUND | PICK | PLAYER | FROM |
|-------|------|--------------|---------------|
| 1 | 9 | Alisa Burras | Portland Fire |

2003 WNBA DRAFT

| ROUND | PICK | PLAYER | FROM |
|-------|------|---------------|-----------|
| 1 | 8 | Jung Sun-Min | Korea |
| 2 | 22 | Suzy Batkovic | Australia |
| 3 | 37 | Chrissy Floyd | Clemson |

2004 WNBA DISPERSAL DRAFT

| ROUND | PICK | PLAYER | FROM |
|-------|------|--------------|-----------|
| 1 | 6 | Betty Lennox | Cleveland |

2004 WNBA DRAFT

| ROUND | PICK | PLAYER | FROM |
|-------|------|----------------|----------------|
| 2 | 19 | Trina Frierson | Louisiana Tech |

2005 WNBA DRAFT

| ROUND | PICK | PLAYER | FROM |
|-------|------|--------------------|-------------|
| 1 | 12 | Tanisha Wright | Penn State |
| 2 | 25 | Ashley Battle | Connecticut |
| 3 | 38 | Steffanie Blackmon | Baylor |

2006 WNBA DRAFT

| ROUND | PICK | PLAYER | FROM |
|-------|------|----------------|-------------|
| 1 | 11 | Barbara Turner | Connecticut |
| 2 | 25 | Dalila Eshe | Florida |
| 3 | 39 | Erin Grant | Texas Tech |

2007 WNBA DISPERSAL DRAFT

| ROUND | PICK | PLAYER | FROM |
|-------|------|----------------|-----------------|
| 1 | 7 | Tye'sha Fluker | Charlotte Sting |

2007 WNBA DRAFT

| ROUND | PICK | PLAYER | FROM |
|-------|------|-----------------|------------|
| 1 | 7 | Katie Gearlds | Purdue |
| 3 | 33 | Brandie Hoskins | Ohio State |

2008 WNBA DRAFT

| ROUND | PICK | PLAYER | FROM |
|-------|------|-----------------|------------|
| 2 | 22 | Allie Quigley | DePaul |
| 3 | 36 | Kim Beck George | Washington |

2009 WNBA DRAFT

| ROUND | PICK | PLAYER | FROM |
|-------|------|---------------|---------------|
| 1 | 12 | Ashley Walker | California |
| 3 | 38 | Mara Freshour | Florida State |

2009 WNBA DISPERSAL DRAFT

| ROUND | PICK | PLAYER | FROM |
|-------|------|----------------|------------|
| 2 | 22 | Chelsea Newton | Sacramento |

2010 WNBA DRAFT

| ROUND | PICK | PLAYER | FROM |
|-------|------|-------------------|------------|
| 1 | 10 | Alison Lacey | Iowa State |
| 2 | 22 | Tanisha Smith | Texas A&M |
| 3 | 34 | Tijana Krivacevic | Hungary |

2011 WNBA DRAFT

| ROUND | PICK | PLAYER | FROM |
|-------|------|----------------|---------|
| 1 | 12 | Jasmine Thomas | Duke |
| 2 | 24 | Ify Ibekwe | Arizona |
| 3 | 36 | Krystal Thomas | Duke |

2012 WNBA DRAFT

| ROUND | PICK | PLAYER | FROM |
|-------|------|--------------------|-----------|
| 1 | 2 | Shekinna Stricklen | Tennessee |
| 2 | 22 | Keisha Hampton | DePaul |

2013 WNBA DRAFT

| ROUND | PICK | PLAYER | FROM |
|-------|------|-----------------|------------|
| 1 | 6 | Tianna Hawkins | Maryland |
| 2 | 18 | Chelsea Poppens | Iowa State |
| 3 | 30 | Jasmine James | Georgia |

2014 WNBA DRAFT

| ROUND | PICK | PLAYER | FROM |
|-------|------|------------------|-------------|
| 1 | 7 | Bria Hartley | Connecticut |
| 2 | 19 | Michelle Plouffe | Utah |
| 3 | 31 | Mikaela Ruff | Stanford |

2015 WNBA DRAFT

| ROUND | PICK | PLAYER | FROM |
|-------|------|------------------------|--------------|
| 1 | 1 | Jewell Loyd | Notre Dame |
| 1 | 3 | Kaleena Mosqueda-Lewis | Connecticut |
| 2 | 20 | Vicky McIntyre | Oral Roberts |
| 3 | 26 | Nneka Enemkpali | Texas |



ALL TIME TRANSACTIONS (2000-2013)

2000

May 15, 2000 Waived Laura Baker, Toni Foster and Tomika Patterson
 May 24, 2000 Acquired Roshonda Reed off waivers from Washington; acquired Darla Simpson off waivers from Detroit
 May 26, 2000 Placed Nina Bjedov on the suspended list
 May 27, 2000 Traded 2001 third round draft pick to Houston for Andrea Garner
 May 28, 2000 Waived Kirra Jordan, Roshonda Reed, Darla Simpson and Dana Wynne; placed Tajama Abraham and Angela Aycock on the injured reserve list
 June 5, 2000 Placed Robin Threatt on the injured reserve list; activated Angela Aycock
 June 8, 2000 Waived Tajama Abraham and Angela Aycock; acquired free agent Stacey Lovelace
 June 10, 2000 Placed Jamie Redd on the injured reserve list
 June 11, 2000 Traded the rights of Nina Bjedov (suspended list) to the Cleveland Rockers for Michelle Edwards
 June 28, 2000 Activated Jamie Redd and Robin Threatt; placed Simone Edwards and Charisse Sampson on the injured list
 July 3, 2000 Activated Charisse Sampson and Simone Edwards; placed Edna Campbell and Kamila Vodichkova on the injured list
 July 8, 2000 Activated Kamila Vodichkova; placed Michelle Edwards on the injured list
 July 19, 2000 Activated Edna Campbell and Michelle Edwards; placed Stacey Lovelace and Robin Threatt on the injured list
 Aug. 2, 2000 Activated Katrina Hibbert and placed Edna Campbell on the injured list

2001

April 20, 2001 Selected Australian center Lauren Jackson with the first overall pick in the 2001 WNBA Draft, guard Semeka Randall with the second round pick (17th overall) and guard Juana Brown with the fourth round pick (49th overall)
 April 24, 2001 Acquired Katy Steding and a second round draft pick from the Sacramento Monarchs in exchange for Edna Campbell and a fourth-round pick in the 2002 WNBA Draft
 April 30, 2001 The WNBA allotted the Storm free agents Janice Felder, Amber Hall, Linda Miles and Alessandra Santos de Oliveira for training camp
 April 26, 2001 Waived Charisse Sampson
 May 4, 2001 Waived Janice Felder
 May 11, 2001 Waived Amber Hall and Linda Miles and Robin Threatt-Elliott
 May 25, 2001 Waived Juana Brown and Andrea Garner
 May 27, 2001 Placed Katrina Hibbert on the injured list and Alessandra Santos de Oliveira on the suspended list
 June 6, 2001 Waived Katrina Hibbert
 June 8, 2001 Acquired Michelle Marciniak off waivers and added her to the active roster. Placed Michelle Edwards and Alessandra Santos de Oliveira on the injured list
 June 19, 2001 Activated Alessandra Santos de Oliveira. Placed Quacy Barnes on the injured list
 June 28, 2001 Activated Quacy Barnes. Placed Alessandra Santos de Oliveira on the injured list
 July 7, 2001 Activated Michelle Edwards. Placed Katy Steding on the injured list
 July 13, 2001 Activated Katy Steding and Alessandra Santos de Oliveira. Placed Michelle Edwards and Stacey Lovelace on the injured list
 Aug. 3, 2001 Activated Stacey Lovelace and placed Quacy Barnes on the injured list
 Aug. 10, 2001 Activated Quacy Barnes and placed Kamila Vodichkova on the injured list

2002

April 2, 2002 Announced the retirement of Katy Steding
 April 16, 2002 Announced the hiring of assistant coach Carrie Graf
 April 17, 2002 Announced the retirement of Michelle Edwards
 April 17, 2002 Waived Stacey Lovelace
 April 19, 2002 Selected guard Sue Bird with the first overall pick in the 2002 WNBA Draft. Selected forward/center Lucienne Berthieu (19th pick overall) in the second round, guard Felicia Ragland (28th pick overall) in the second round and Takeisha Lewis (35th pick overall) in the third round of the 2002 WNBA Draft
 April 25, 2002 The WNBA allocated free agents Adia Barnes, Katie Cronin, Crystal Givens, Danielle McCulley, Carla Morrow, Beth Record and Angelina Wolververt to the Storm's training camp roster
 May 5, 2002 Waived Katie Cronin and Carla Morrow
 May 9, 2002 Waived Angelina Wolververt. Signed free agent Elizabeth Pickney
 May 13, 2002 Waived Beth Record and Elizabeth Pickney
 May 14, 2002 Claimed Kate Paye off waivers; waived Charmin Smith
 May 21, 2002 Waived Quacy Barnes
 May 24, 2002 Placed Jamie Redd on the injured list; placed Kamila Vodichkova on the suspended list
 May 28, 2002 Waived Lucienne Berthieu; placed Michelle Marciniak on the injured list
 May 28, 2002 Activated Kamila Vodichkova from the suspended list
 June 6, 2002 Placed Takeisha Lewis on the injured list; activated Jamie Redd
 June 12, 2002 The WNBA suspended Michelle Marciniak for one game for an altercation with Latasha Byears of Los Angeles Sparks on July 11
 June 13, 2002 Placed Danielle McCulley on the injured list; activated Takeisha Lewis
 June 17, 2002 Acquired Amanda Lassister from the Houston Comets in exchange for Sonja Henning; placed Adia Barnes on the injured list and activated Michelle Marciniak
 June 27, 2002 Placed Takeisha Lewis on the injured list; activated Adia Barnes
 July 11, 2002 Placed Jamie Redd on the injured list; activated Takeisha Lewis
 July 22, 2002 Acquired Kate Starbird from the Utah Starzz in exchange for Semeka Randall

STORM ALL-TIME TRANSACTIONS



Sept. 3, 2002 General Manager & Head Coach Lin Dunn resigned after three seasons leading the team
Sonic & Storm Executive Vice President Billy McKinney was named general manager
Dec. 18, 2002 Announced the hiring of Anne Donovan as the Storm's new head coach

2003

Feb. 21, 2003 Announced the hiring of Jenny Boucek and Jessie Kenlaw as assistant coaches
April 14, 2003 Announced the retirement of Michelle Marciniak
April 24, 2003 Selected forward Alisa Burras from Portland with the ninth pick in the WNBA Dispersal Draft
April 25, 2003 Selected forward Jung Sun-Min with the eighth overall pick in the first round of the 2003 WNBA Draft
Selected center Suzy Batkovic in the second round (22nd pick overall) and guard Chrissy Floyd in the third round (37th pick overall).
May 8, 2003 Waived Takeisha Lewis
May 9, 2003 Waived Felicia Ragland and Jamie Redd
May 19, 2003 Waived Kate Paye
May 20, 2003 Waived Chrissy Floyd, Kate Starbird and Stacey Thomas
May 21, 2003 Acquired Rita Williams from the Houston Comets in exchange for a third-round pick in the 2004 WNBA Draft;
placed Danielle McCulley on the injured list and Suzy Batkovic on the draft reserve list
July 4, 2003 Activated Danielle McCulley and placed Alisa Burras on the injured list
July 8, 2003 Placed Adia Barnes on the injured list
July 14, 2003 Signed Mactabene Amachree to a seven-day contract
July 20, 2003 Signed Mactabene Amachree to a second seven-day contract
July 22, 2003 Activated Alisa Burras and placed Danielle McCulley on the injured list
July 28, 2003 Signed Tonya Massaline to a seven-day contract
Aug. 4, 2003 Signed Tonya Massaline for the remainder of the season
Aug. 14, 2003 Activated Danielle McCulley and placed Kamila Vodichkova on the injured list

2004

Jan. 6, 2004 Acquire Betty Lennox in 2004 WNBA Dispersal Draft of the Cleveland Rockers
Feb. 10, 2004 Signed free agent Alicia "Chelle" Thompson
Feb. 18, 2004 Signed Tully Bevilaqua
Feb. 25, 2004 Signed Danielle McCulley as a free agent
March 4, 2004 Signed Sue Bird to a three-year contract
March 31, 2004 Signed Maren Walseth as a free agent
April 15, 2004 The Storm traded its first round selection (6th overall) in the 2004 WNBA Draft and forward Amanda Lassiter to the Minnesota Lynx in exchange for forward Sheri Sam and center Janell Burse
April 17, 2004 Selected Trina Frierson in the second round (19th overall pick) of the 2004 WNBA Draft
April 27, 2004 Signed Andrea Lalum and Stacy Clinesmith as free agents
April 28, 2004 Signed Lindsey Wilson and Michelle Greco as free agents
April 29, 2004 Trina Frierson underwent arthroscopic surgery (left knee)
May 1, 2004 Waived Andrea Lalum and Lindsey Wilson from training camp
May 3, 2004 Waived Danielle McCulley and Stacey Clinesmith from training camp
May 5, 2004 Signed Andrea Gardner-Combs as a free agent
May 10, 2004 Waived Rita Williams and Tonya Massaline from training camp
May 11, 2004 Signed Shaquala Williams as a free agent
May 17, 2004 Waived Shaquala Williams, Andrea Gardner-Combs and Maren Walseth from training camp
June 30, 2004 Betty Lennox underwent nose realignment surgery
July 22, 2004 Placed Janell Burse on the injured list (right hip bursitis) and activated Trina Frierson
Sept. 1, 2004 Activated Janell Burse and placed Lauren Jackson on the injured list (right mid-foot sprain)
Sept. 8, 2004 Activated Lauren Jackson and placed Trina Frierson on the injured list (chronic left knee effusion)

2005

Feb. 23, 2005 Re-signed Lauren Jackson and Alicia Thompson
March 2, 2005 Re-signed Betty Lennox
March 3, 2005 Signed Jessica Bibby and Adrienne Johnson as free agents and re-signed Janell Burse
March 15, 2005 Signed Suzy Batkovic
April 6, 2005 Signed Eva Montesdeoca Lopez, Iziane Castro Marques, Natalia Vodopyanova and Shaquala Williams as free agents.
April 16, 2005 Drafted Tanisha Wright in the first round (12th overall pick), Ashley Battle in the second round (25th overall pick) and Steffanie Blackmon in the third round (38th overall pick) of the 2005 WNBA Draft
April 19, 2005 Re-signed Michelle Greco
April 20, 2005 Signed Amy Taylor, Mandissa Stevenson and Dionne Brown as free agents
April 25, 2005 Re-signed Simone Edwards
April 28, 2005 Waived Steffanie Blackmon
April 29, 2005 Re-signed Adia Barnes
May 3, 2005 Waived Amy Taylor
May 9, 2005 Waived Eva Montesdeoca Lopez and Michelle Greco
May 12, 2005 Waived Trina Frierson and Dionne Brown
May 17, 2005 Signed Francesca Zara as a free agent
May 18, 2005 Waived Adia Barnes

STORM ALL-TIME TRANSACTIONS



May 20, 2005 Placed Natalia Vodopyanova on the injured List and Suzy Batkovic on the Suspended List; waived Shaquala Williams
June 1, 2005 Activated Natalia Vodopyanova and placed Ashley Battle on the injured list
June 6, 2005 Activated Suzy Batkovic and placed Mandisa Stevenson on the injured list
June 17, 2005 Waived Ashley Battle
June 28, 2005 League suspended Iziame Castro Marques for one game
July 6, 2005 Waived Mandisa Stevenson

2006

Feb. 6, 2006 Named Heidi VanDerveer assistant coach.
Feb. 17, 2006 Re-signed Betty Lennox.
Feb. 22, 2006 Signed free agent Wendy Palmer.
Feb. 23, 2006 Signed free agents Tiffani Johnson and Toccara Williams.
Feb. 27, 2006 Re-signed assistant coach Jessie Kenlaw.
March 15, 2006 Signed free agent Shaunzinski Gortman.
March 28, 2006 Signed free agents Leah Metcalf and Lindsey Yamasaki.
April 5, 2006 Selected Barbara Turner in the first round (11th pick overall), Dalila Eshe in the second round (25th pick overall) and Erin Grant in the third round (39th pick overall) of the 2006 WNBA Draft.
April 11, 2006 Signed free agent Jordan Adams.
April 13, 2006 Signed free agent Lindsay Taylor.
April 17, 2006 Re-signed Lauren Jackson.
April 26, 2006 Waived Jordan Adams and Leah Metcalf.
May 2, 2006 Waived Erin Grant.
May 3, 2006 Waived Lindsey Yamasaki
May 4, 2006 Waived Dalila Eshe and Toccara Williams.
May 17, 2006 Waived Lindsay Taylor.
May 19, 2006 Announced the retirement of center Simone Edwards.
May 20, 2006 Signed free agent Kaayla Chones.
May 23, 2006 Signed free agent Edwige Lawson-Wade.
May 26, 2006 Waived Kaayla Chones
May 27, 2006 Signed free agent Cisti Greenwalt
June 29, 2006 Acquired Ashley Robinson from the Chicago Sky in exchange for Cisti Greenwalt and a 2007 second-round draft pick.
July 25, 2006 Signed free agent Cisti Greenwalt to a seven-day contract.
July 31, 2006 Signed free agent Willnett Crockett to a seven-day contract.
Aug. 1, 2006 Waived Willnett Crockett.

2007

Nov. 16, 2007 Re-signed Assistant Coach Heidi VanDerveer
Jan. 8, 2007 Selected Tye'sha Fluker with the seventh pick in the 2007 WNBA Dispersal Draft
Feb. 21, 2007 Named Shelley Patterson assistant coach
Feb. 23, 2007 Re-signed Shaunzinski Gortman
March 8, 2007 Re-signed Janell Burse
March 13, 2007 Signed free agents Andrea Bills, Yolanda Paige, Brooke Queenan, Aya Traore and Shereka Wright
March 15, 2007 Signed free agent Chameka Scott
March 29, 2007 Re-signed Iziame Castro Marques
April 4, 2007 Selected Katie Gearlds in the first round (seventh overall pick) and Brandie Hoskins in the third round (33rd overall pick) of the 2007 WNBA Draft
April 11, 2007 Signed free agent Debbie Merrill
April 17, 2007 Signed free agents Alexis Kendrick, Victoria Lucas-Perry and Sarah McKay
April 19, 2007 Signed free agents Kerri Gardin and Cameo Hicks
April 20, 2007 Signed free agent Francesca Zara
April 23, 2007 Waived Shaunzinski Gortman and Debbie Merrill
April 24, 2007 Waived Andrea Bills, Cameo Hicks, Alexis Kendrick, Victoria Lucas-Perry, Chameka Scott and Shereka Wright
April 25, 2007 Signed free agent Shyra Ely; Waived Kerri Gardin
April 26, 2007 Waived Sarah McKay and Aya Traore
April 28, 2007 Waived Yolanda Paige
May 1, 2007 Waived Brooke Queenan
May 12, 2007 Re-signed Sue Bird
May 13, 2007 Placed Francesca Zara on the Suspended List
May 16, 2007 Waived Barbara Turner
July 1, 2007 Waived Tye'sha Fluker
July 5, 2007 Signed free agent Shona Thorburn to a seven-day contract
July 16, 2007 Signed free agent Doneeka Lewis to a seven-day contract
July 23, 2007 Re-signed Doneeka Lewis to a second seven-day contract
July 30, 2007 Re-signed Doneeka Lewis for the remainder of the season
Aug. 7, 2007 Signed free agent Astou Ndiaye-Diatta to a seven-day contract
Aug. 14, 2007 Signed free agent Astou Ndiaye-Diatta for the remainder of the season

2008

Feb. 19, 2008 Traded #4 pick in 2008 WNBA Draft to the Detroit Shock for Swin Cash
March 3, 2008 Signed forward Sheryl Swoopes

STORM ALL-TIME TRANSACTIONS



| | |
|-----------------|--|
| March 6, 2008 | Re-signed forward Shyra Ely to training camp contract |
| March 14, 2008 | Re-signed guard Sue Bird |
| April 2, 2008 | Re-signed guard Doneeka Lewis and signed Dee Davis, Leah Rush and Kristen O'Neill to training camp contracts |
| April 8, 2008 | Signed forward/center Yolanda Griffith |
| April 9, 2008 | Selected guard Allie Quigley (#22) and guard Kimberly Beck (#36) in the 2008 WNBA Draft |
| April 10, 2008 | Signed guard Brandie Hoskins and signed Kelly Santos to a training camp contract |
| April 14, 2008 | Re-signed forward Janell Burse |
| April 21, 2008 | Re-signed forward Ashley Robinson |
| April 26, 2008 | Released guard Brandie Hoskins |
| May 2, 2008 | Released guard Dee Davis and forward Leah Rush |
| May 8, 2008 | Released forward Natalie Doma and guard Allie Quigley |
| May 13, 2008 | Released guard Daphanie Kennedy |
| May 14, 2008 | Released guard Roneeka Hodges |
| May 14, 2008 | Signed center Florina Pascalau |
| May 15, 2008 | Released guard Kristen O'Neill |
| May 16, 2008 | Released guard Doneeka Lewis |
| June 1, 2008 | Placed center Kelly Santos on suspended list |
| June 22, 2008 | Released center Florina Pascalau |
| June 22, 2008 | Traded second round pick in 2009 WNBA Draft to Atlanta Dream in exchange for forward Camille Little |
| June 28, 2008 | Released guard Kimberly Beck |
| July 1, 2008 | Signed guard Kristen O'Neill to a seven-day contract |
| July 8, 2008 | Signed guard Kristen O'Neill to a second seven-day contract |
| July 15, 2008 | Signed guard Kristen O'Neill to a third seven-day contract |
| July 23, 2008 | Signed guard Kristen O'Neill to a fourth seven-day contract |
| August 28, 2008 | Signed guard Kristen O'Neill to a fifth seven-day contract |
| Sept. 5, 2008 | Signed guard Kristen O'Neill to a sixth seven-day contract |
| Sept. 11, 2008 | Signed guard Kimberly Beck for the remainder of the regular season |
| Sept. 12, 2008 | Signed guard Kristen O'Neill for remainder of the regular season |

2009

| | |
|-----------------|--|
| January 7, 2009 | Re-signed guard Tanisha Wright and added Kimberly Beck and Kristen O'Neill to training camp roster |
| Feb. 9, 2009 | Re-signed center Janell Burse |
| Feb. 10, 2009 | Re-signed center Ashley Robinson |
| Feb. 20, 2009 | Re-signed center Suzy Batkovic |
| Feb. 23, 2009 | Signed guard Shannon Johnson |
| March 19, 2009 | Added Kasha Terry and Melanie Thomas to training camp roster |
| April 9, 2009 | Selected forward Ashley Walker and guard Mara Freshour in WNBA Draft |
| April 23, 2009 | Kristen O'Neill announced forgoing 2009 training camp due to knee injury |
| May 3, 2009 | Re-signed All-Star forward Lauren Jackson |
| May 6, 2009 | Melanie Thomas announced forgoing 2009 training camp opportunity due to knee injury |
| May 7, 2009 | Added guard La'Tangela Atkinson, guard A'Quonesia Franklin and guard Aja Parham to 2009 training camp roster |
| May 22, 2009 | Waived guard Kimberly Beck and guard Mara Freshour |
| May 31, 2009 | Waived guard/forward La'Tangela Atkinson and center/forward Kasha Terry |
| June 4, 2009 | Waived guard A'Quonesia Franklin and guard/forward Aja Parham |
| Sept. 9, 2009 | Signed guard/forward La'Tangela Atkinson |
| Sept. 10, 2009 | Re-signed guard Sue Bird to multi-year extension |
| Sept. 10, 2009 | Signed guard A'Quonesia Franklin |
| Sept. 14, 2009 | Signed Head Coach Brian Agler to New Contract |
| Dec. 14, 2009 | Selected guard Chelsea Newton in Dispersal Draft |
| Dec. 17, 2009 | Re-signed Assistant Coach Nancy Darsch |

2010

| | |
|----------------|---|
| Jan. 21, 2010 | Hired Jenny Boucek as director of player development and scouting |
| Feb. 9, 2010 | Signed forward Le'coe Willingham, formerly of the Phoenix Mercury |
| March 3, 2010 | Signed forward Jana Veselá to a training camp contract |
| March 11, 2010 | Re-signed forward Lauren Jackson to a multi-year contract |
| March 17, 2010 | Signed forward Devanei Hampton to a training camp contract |
| April 1, 2010 | Signed forwards Abby Bishop, Laura Kurz and Aja Parham to training camp contracts |
| April 8, 2010 | Selected guard Alison Lacey (first round, No. 10 overall), guard Tanisha Smith (second round, No. 22 overall) and center Tijana Krivacevic (third round, No. 34 overall) in the 2010 WNBA Draft |
| April 8, 2010 | Announced forward Katie Gearlds will forego the 2010 WNBA season |
| April 8, 2010 | Signed guard Lindsey Wilson to a training camp contract |
| April 14, 2010 | Signed guard Loree Moore to a training camp contract |
| April 22, 2010 | Signed forward Svetlana Abrosimova and released center Janell Burse |
| April 27, 2010 | Chelsea Newton announces her retirement from the WNBA |
| April 30, 2010 | Waived Tanisha Smith |
| May 6, 2010 | Waived Heather Bowman |
| May 10, 2010 | Waived Lindsay Wilson and Devanei Hampton |
| May 11, 2010 | Waived Laura Kurz |

STORM ALL-TIME TRANSACTIONS



May 14, 2010 Waived Loree Moore, Ashley Walker and Aja Parham

2011

Jan. 13, 2011 Jenny Boucek re-signed as assistant coach
Feb. 2, 2011 Camille Little re-signed to a multi-year contract
Feb. 9, 2011 Belinda Snell and Erin Phillips signed
March 1, 2011 Forward Swin Cash re-signed to a multi-year deal
March 15, 2011 Ashley Robinson signed to multi-year deal
April 8, 2011 Forward Bridgette Mitchell added to training camp roster
April 11, 2011 Selected Jasmine Thomas (first round, No. 12 overall), Ify Ibekwe (second round, No. 24 overall) and Krystal Thomas (third round, No. 36 overall) in the 2011 WNBA Draft
April 21, 2011 Forward Breanna Salley, guard Courtney Ward and guard Lauren Prochaska added to training camp roster
April 29, 2011 Katie Smith joins team in trade that includes Jacinta Monroe (from Washington) and Indiana's second round pick in 2012
May 22, 2011 Waived Bridgette Mitchell and Lauren Prochaska
May 23, 2011 Added guard Sharnee Zoll to training camp roster...waived Courtney Ward
May 29, 2011 Waived forward Jacinta Monroe
June 2, 2011 Waived guard Sharnee Zoll and set Opening Night roster at 11 players
June 27, 2011 Waived forward Ify Ibekwe
June 30, 2011 Ewelina Kobryn signed as a free agent
July 21, 2011 Waived center Krystal Thomas...July 23--re-signed to a 7-day contract
July 31, 2011 Allie Quigley signed to a 7-day contract
Aug. 7, 2011 Re-signed Allie Quigley to a 7-day contract
Aug. 14, 2011 Re-signed Allie Quigley to a 7-day contract
Aug. 21, 2011 Re-signed Allie Quigley to a 7-day contract
Aug. 28, 2011 Re-signed Allie Quigley to a 7-day contract
Sept. 4, 2011 Re-signed Allie Quigley to a 7-day contract
Sept. 11, 2011 Allie Quigley signed a contract for the rest of the season

2012

Jan. 2, 2012 Acquired the No. 2 overall pick in the 2012 Draft from the Chicago Sky in exchange for forwards Swin Cash and Le'coe Willingham and the No. 23 pick of the second round.
Jan. 31, 2012 Re-signed guard Allie Quigley
Feb. 6, 2012 Signed center Ann Wauters as an unrestricted free agent.
Feb. 9, 2012 Re-signed guards Sue Bird and Katie Smith
Feb. 14, 2012 Acquired forward Victoria Dunlap from the Washington Mystics in exchange for center Ashley Robinson
Feb. 14, 2012 Re-signed guard/forward Katie Smith
Feb. 27, 2012 Signed forward Tina Thompson as an unrestricted free agent
Feb. 27, 2012 Re-signed center Ewelina Kobryn
March 9, 2012 Signed forwards Rachel Allison and Alysha Clark to training camp contracts
April 6, 2012 Signed guard Silvia Dominguez to a training camp contract
April 16, 2012 Selected forward/guard Shekinna Stricklen in the first round (second overall) and forward Keisha Hampton in the second round (20th overall) of the 2012 WNBA Draft
April 25, 2012 Signed Ashley Corral, Dellena Criner, Jacqua Williams, Ashley Gayle and Lindsay Taylor to training camp contracts
May 1, 2012 Waived guards Dellena Criner and Jacqua Williams and forward Rachel Allison
May 13, 2012 Waived centers Ashley Gayle and Lindsay Taylor
May 16, 2012 Waived guards Ashley Corral and Allie Quigley; placed guard Silvia Dominguez on the suspended list
June 26, 2012 Waived forward Victoria Dunlap
June 29, 2012 Signed forward Svetlana Abrosimova as an unrestricted free agent

2013

Feb. 7, 2013 Signed Temeka Johnson and Noelle Quinn
Feb. 15, 2013 Signed Nakia Sanford
March 5, 2013 Re-signed Alysha Clark
March 11, 2013 Signed Cierra Bravard and Katelan Redmon to training camp contracts
April 10, 2013 Signed Keisha Hampton to a training camp contract
April 18, 2013 Drafted Tianna Hawkins (#6), Chelsea Poppins (#18 overall, second round) and Jasmine James, (#30 overall, third round) in 2013 WNBA Draft
April 24, 2013 Signed Tianna Hawkins, Chelsea Poppens, and Jasmine James to training camp contracts
April 24, 2013 Signed Samantha MacKay to a training camp contract
May 5, 2013 Signed Alexis Gray-Lawson to a training camp contract; waived Chay Shegog
May 11, 2013 Waived Alexis Gray-Lawson
May 13, 2013 Waived Jasmine James and Katelan Redmon
May 18, 2013 Waived Samantha Mackay and Keisha Hampton
May 23, 2013 Waived Chelsea Poppens
July 12, 2013 Waived Cierra Bravard; signed Ashley Robinson
July 18, 2013 Waived Nakia Sanford
July 21, 2013 Signed Nakia Sanford to a 7-day contract
July 28, 2013 Signed Nakia Sanford to a 7-day contract
Aug. 3, 2013 Nakia Sanford released; Signed Jasmine Hassell to a 7-day contract
Aug. 10, 2013 Signed Jasmine Hassell to a 7-day contract

STORM ALL-TIME TRANSACTIONS



Aug. 17, 2013 Signed Jasmine Hassell to a 7-day contract
Aug. 24, 2013 Did not resign Jasmine Hassell; Signed Joslyn Tinkle to a 7-day contract
Aug. 31, 2013 Signed Joslyn Tinkle to a 7-day contract
Sept. 7, 2013 Signed Joslyn Tinkle to a rest-of-season contract

2014

Jan. 8, 2014 Jenny Boucek promoted from assistant coach to associate head coach
March 18, 2014 Shaquala Williams named assistant coach
March 27, 2014 Traded the rights to Ewelina Kobryn to Phoenix in exchange for Charde Houston
April 1, 2014 Signed Angel Robinson; traded a 2015 WNBA Draft second round pick to Los Angeles for Jenna O'Hea
April 14, 2014 Drafted Bria Hartley with the seventh overall pick, traded Hartley and Tiana Hawkins to Washington for Crystal Langhorne
April 14, 2014 Selected Michelle Plouffe (2nd Round 19th overall) by the Seattle Storm
April 14, 2014 Selected Mikaela Ruff (3rd round 31st overall) by the Seattle Storm
April 16, 2014 Signed Jasmine Lister to a training camp contract
April 18, 2014 Signed Valencia McFarland, Chelsea Douglas and Taylor Hall to training camp contracts
April 26, 2014 Waived Charde Houston
May 3, 2014 Waived Chelsea Douglas, Taylor Hall and Joslyn Tinkle
May 6, 2014 Waived Mikaela Ruff and Valencia McFarland
May 14, 2014 Waived Michelle Plouffe, signed Nicole Powell
June 18, 2014 Alisha Valavanis named COO
July 21, 2014 Signed Waltiea Rolle to a seven-day contract
July 28, 2014 Signed Waltiea Rolle to a seven-day contract
Aug. 4, 2014 Signed Waltiea Rolle to a seven-day contract
Aug. 11, 2014 Signed Waltiea Rolle to a rest-of-season contract

2015

Jan. 5, 2015 Brian Agler resigned as head coach & general manager; Alisha Valavanis promoted to president & general manager
Jan. 20, 2015 Named Jenny Boucek as head coach, the fourth in franchise history
Jan. 28, 2015 Traded Camille Little and Shekinna Stricklen to Connecticut for Renee Montgomery and the 3rd and 15th overall picks in the 2015 WNBA Draft
Feb. 20, 2015 Signed Abby Bishop and Meighan Simmons, re-signed Alysha Clark
Feb. 23, 2015 Traded the 15th overall pick in the 2015 WNBA Draft to Washington for Quanitra Hollingsworth and the 20th pick
March 10, 2015 Named Rob Fodor and Ryan Webb assistant coaches on Boucek's staff
March 17, 2015 Waived Temeka Johnson
April 6, 2015 Signed Ramu Tokashiki
April 16, 2015 Drafted Jewell Loyd (#1 overall), Kaleena Mosqueda-Lewis (#3 overall), Vicky McIntyre (#20 overall) and Nneka Enemkpali (#26 overall) in the 2015 WNBA Draft
April 28, 2015 Signed Jazmine Davis to a training camp contract
May 14, 2015 Signed Kristen Mann to a training camp contract
June 2, 2015 Waived Kristen Mann

STORM ALL-TIME ROSTER



| | | |
|--|---|--|
| 0 Shyra Ely | 12 Edna Campbell Jasmine Hassell Tonya Massaline Belinda Snell Ann Wauters | 31 Cisti Greenwalt Joslyn Tinkle |
| 1 Crystal Langhorne | 13 Mactabene Amachree Alessanda Santos De Oliveira Quanitra Hollingsworth | 32 Adia Barnes Shaunzinski Gortman Stacey Lovelace Kristen O'Neill Krystal Thomas Alysha Clark |
| 2 Swin Cash Temeka Johnson | 14 Astou Ndiaye-Diatta Kate Paye Shannon Johnson Katie Smith Cierra Bravard Nicole Powell | 33 Janell Burse Felicia Ragland Yolanda Griffith |
| 3 Michelle Marciniak Wendy Palmer Charise Sampson Ify Ibekwe Waltiea Rolle Meighan Simmons | 15 Lauren Jackson | 34 Sonja Henning Le'coe Willingham Vicky McIntyre |
| 4 Simone Edwards Katie Gearlds Abby Bishop Jenna O'Hea | 17 Jung Sun-Min | 40 Katrina Hibbert Alison Lacey Shekinna Stricklen |
| 5 Tiffani Johnson Danielle McCulley Robin Threatt Abby Bishop | 20 Michelle Greco Camille Little | 41 Alisa Burras Takeisha Lewis |
| 6 Sandy Brondello Doneeka Lewis Natalia Vodopyanova | 21 Semeka Randall Charmin Smith Tianna Hawkins Renee Montgomery | 42 Quacy Barnes |
| 7 Edwige Lawson-Wade Kamila Vodichkova Francesca Zara Jana Vesela Tina Thompson Ramu Tokashiki | 22 Betty Lennox Jamie Redd Sheryl Swoopes Allie Quigley | 43 Ashley Robinson (2006-2011) Alicia Thompson Nakia Sanford |
| 8 Iziane Castro Marques Kimberly Beck Angel Robinson | 23 Angela Aycock Katy Steding Rita Williams Kaleena Mosqueda-Lewis | 44 Tully Bevilaqua Michelle Edwards Ashley Walker Ashley Robinson (2013) Kristen Mann |
| 9 Suzy Batkovic-Brown Kelly Santos | 24 Amanda Lassiter Jewell Loyd | 45 Ashley Battle Noelle Quinn |
| 10 Sue Bird | 25 Svetlana Abrosimova | 50 Kaayla Chones Trina Frierson |
| 11 Jamie Redd Barbara Turner Ewelina Kobryn | 30 Andrea Garner Kate Starbird Tanisha Wright Jazmine Davis | 54 Mandisa Stevenson |
| | | 55 Sheri Sam Charmin Smith |



2000 SEASON IN REVIEW



Back row (L-R): Equipment Manager Andy Castabek, Assistant Equipment Manager Ryan Bragdon, Head Coach Lin Dunn, Assistant Coach Missy Bequette, Assistant Coach Gary Kloppenburg, Stacey Lovelace, Quacy Barnes, Simone Edwards, Kamila Vodichkova, Andrea Garner, Assistant Coach Kathy Anderson, Strength & Conditioning Coach Daniel Shapiro, Sr. Director of Storm Operations Karen Bryant, President John Dresel

Front row (L-R): Michelle Edwards, Charisse Sampson, Katrina Hibbert, Charmin Smith, Jamie Redd, Robin Threatt, Sonja Henning, Athletic Trainer Tamera Poole

2000 Seattle Storm

Regular Season Statistics (6-26)

| PLAYER | G | GS | MIN | FG | FGA | PCT | FG3 | FG3A | 3PCT | FT | FTA | PCT | OR | DR | REB | AST | PF | DQ | STL | TO | BLK | PTS | AVG |
|------------|----|----|------|-----|------|------|-----|------|------|-----|-----|------|-----|-----|------|-----|-----|----|-----|-----|-----|------|------|
| Campbell | 16 | 16 | 510 | 84 | 215 | .391 | 13 | 49 | .265 | 41 | 58 | .707 | 8 | 26 | 34 | 37 | 35 | 0 | 19 | 40 | 4 | 222 | 13.9 |
| Vodichkova | 23 | 19 | 489 | 68 | 171 | .398 | 4 | 20 | .200 | 60 | 78 | .769 | 28 | 69 | 97 | 22 | 63 | 0 | 13 | 57 | 12 | 200 | 8.7 |
| Threatt | 20 | 7 | 377 | 60 | 157 | .382 | 12 | 37 | .324 | 23 | 35 | .657 | 10 | 22 | 32 | 18 | 36 | 1 | 13 | 30 | 3 | 155 | 7.8 |
| S. Edwards | 29 | 7 | 645 | 83 | 182 | .456 | 0 | 0 | --- | 50 | 80 | .625 | 38 | 69 | 107 | 22 | 57 | 0 | 16 | 45 | 10 | 216 | 7.4 |
| Barnes | 31 | 23 | 705 | 89 | 213 | .418 | 1 | 9 | .111 | 30 | 56 | .536 | 27 | 57 | 84 | 33 | 103 | 2 | 19 | 62 | 33 | 209 | 6.7 |
| M. Edwards | 23 | 13 | 472 | 55 | 153 | .359 | 6 | 35 | .171 | 23 | 35 | .657 | 7 | 29 | 36 | 41 | 32 | 0 | 14 | 42 | 5 | 139 | 6.0 |
| Redd | 26 | 8 | 387 | 49 | 125 | .392 | 18 | 52 | .346 | 24 | 34 | .706 | 18 | 27 | 45 | 16 | 53 | 0 | 19 | 35 | 1 | 140 | 5.4 |
| Henning | 32 | 32 | 980 | 53 | 151 | .351 | 25 | 66 | .379 | 37 | 61 | .607 | 22 | 64 | 86 | 79 | 73 | 1 | 61 | 54 | 3 | 168 | 5.3 |
| Lovelace | 23 | 1 | 324 | 36 | 103 | .350 | 2 | 9 | .222 | 25 | 31 | .806 | 19 | 38 | 57 | 16 | 42 | 0 | 13 | 35 | 2 | 99 | 4.3 |
| Sampson | 21 | 6 | 280 | 21 | 46 | .457 | 9 | 23 | .391 | 25 | 28 | .893 | 13 | 27 | 40 | 11 | 37 | 0 | 18 | 14 | 6 | 76 | 3.6 |
| Garner | 32 | 19 | 560 | 38 | 116 | .328 | 1 | 2 | .500 | 24 | 38 | .632 | 43 | 55 | 98 | 25 | 44 | 0 | 27 | 43 | 10 | 101 | 3.2 |
| Hibbert | 20 | 6 | 240 | 19 | 59 | .322 | 8 | 31 | .258 | 7 | 9 | .778 | 8 | 22 | 30 | 18 | 22 | 0 | 7 | 17 | 1 | 53 | 2.7 |
| Smith | 32 | 3 | 516 | 16 | 56 | .286 | 10 | 32 | .313 | 10 | 18 | .556 | 14 | 33 | 47 | 53 | 52 | 0 | 16 | 32 | 3 | 52 | 1.6 |
| Aycock | 1 | 0 | 7 | 0 | 3 | .000 | 0 | 2 | .000 | 0 | 0 | --- | 1 | 1 | 2 | 0 | 2 | 0 | 0 | 0 | 0 | 0 | 0.0 |
| STORM | 32 | - | 6475 | 667 | 1740 | .383 | 109 | 364 | .299 | 379 | 561 | .676 | 256 | 537 | 793 | 390 | 648 | 4 | 255 | 525 | 93 | 1822 | 56.9 |
| OPPNTS | 32 | - | 6475 | 778 | 1721 | .452 | 117 | 334 | .350 | 498 | 654 | .761 | 288 | 721 | 1009 | 506 | 618 | 9 | 284 | 529 | 123 | 2171 | 67.8 |

Storm Season Notes

- The City of Seattle was awarded a WNBA franchise on June 7, 1999.
- Ginger Ackerley headed the first Storm ownership group. First head coach and general manager was Lin Dunn.
- The first player chosen in expansion draft was Edna Campbell from the Phoenix Mercury
- The Storm played its inaugural regular-season game vs. the Sacramento Monarchs on May 31, 2000
- The Storm finished eighth in the Western Conference, 22 games behind Los Angeles

2000 GAME BY GAME RESULTS



| Date | Opponent | Team | Home | Road | Total | High Scoring | High Rebound | High Assist | Opp. Scoring | Atten. |
|---------------|--------------|----------|------|------|-------|---------------|--------------|--------------|-----------------|--------|
| MAY | | | | | | | | | | |
| May 31 | @Sacramento | L 60-76 | 0-0 | 0-1 | 0-1 | Campbell-22 | Vodichkova-9 | Hibbert-3 | Byears-17 | 9,103 |
| JUNE | | | | | | | | | | |
| Jun 1 | HOUSTON | L 47-77 | 0-1 | 0-1 | 0-2 | Barnes-16 | Vodichkova-7 | Henning-3 | Swoopes-20 | 10,840 |
| Jun 3 | PORTLAND | L 58-65 | 0-2 | 0-1 | 0-3 | Campbell-18 | Vodichkova-8 | Smith-4 | Crawley-18 | 10,182 |
| Jun 7 | @Phoenix | L 49-82 | 0-2 | 0-2 | 0-4 | Vodichkova-12 | S. Edwards-8 | Henning-2 | Reed-24 | 9,509 |
| Jun 9 | @Charlotte | W 67-62 | 0-2 | 1-2 | 1-4 | Campbell-19 | Lovelace-9 | Campbell-5 | Mapp-19 | 3,946 |
| Jun 10 | @Cleveland | L 49-61 | 0-2 | 1-3 | 1-5 | S. Edwards-17 | Campbell-4 | Campbell-3 | Wauters-12 | 5,830 |
| Jun 13 | LOS ANGELES | W 69-59* | 1-2 | 1-3 | 2-5 | Campbell-22 | S. Edwards-8 | M. Edwards-4 | Milton-Jones-13 | 7,700 |
| Jun 15 | SACRAMENTO | L 50-54 | 1-3 | 1-3 | 2-6 | Campbell-17 | Vodichkova-9 | Barnes-2 | Griffith-13 | 7,656 |
| | | | | | | | | Henning-2 | Holland-Corn-13 | |
| | | | | | | | | Lovelace-2 | | |
| | | | | | | | | S. Edwards-2 | | |
| Jun 18 | UTAH | L 53-56 | 1-4 | 1-3 | 2-7 | Campbell-21 | S. Edwards-9 | S. Edwards-2 | Dydek-16 | 8,492 |
| | | | | | | | | Henning-2 | | |
| Jun 20 | @Utah | L 63-66 | 1-4 | 1-4 | 2-8 | Campbell-17 | M. Edwards-5 | Henning-5 | Goodson-23 | 5,376 |
| Jun 23 | @Portland | L 61-72 | 1-4 | 1-5 | 2-9 | Hibbert-17 | Vodichkova-5 | M. Edwards-5 | Crawley-20 | 9,390 |
| Jun 28 | DETROIT | L 78-82 | 1-5 | 1-5 | 2-10 | Vodichkova-22 | Henning-4 | Henning-5 | Palmer-32 | 7,929 |
| | | | | | | | | Vodichkova-4 | | |
| | | | | | | | | M. Edwards-5 | | |
| Jun 30 | MINNESOTA | L 53-65 | 1-6 | 1-5 | 2-11 | Vodichkova-15 | Garner-5 | Henning-2 | Smith-19 | 9,131 |
| | | | | | | | | M. Edwards-2 | | |
| | | | | | | | | Garner-2 | | |
| JULY | | | | | | | | | | |
| Jul 1 | UTAH | L 60-81 | 1-7 | 1-5 | 2-12 | Threatt-22 | Garner-4 | Smith-6 | Williams-18 | 8,260 |
| | | | | | | | Redd-4 | | | |
| | | | | | | | Threatt-4 | | | |
| Jul 3 | WASHINGTON | L 55-60 | 1-8 | 1-5 | 2-13 | S. Edwards | Threatt-4 | M. Edwards-5 | Holdsclaw-21 | 8,446 |
| | | | | | | | Garner-4 | | | |
| | | | | | | | S. Edwards-4 | | | |
| Jul 5 | @Minnesota | W 67-60 | 1-8 | 2-5 | 3-13 | Threatt-24 | Garner-8 | Henning-4 | Folk-15 | 6,264 |
| | | | | | | | | | Dickerson-15 | |
| Jul 6 | @Houston | L 50-80 | 1-8 | 2-6 | 3-14 | Sampson-12 | S. Edwards-5 | Hibbert-3 | Thompson-23 | 10,695 |
| | | | | | | | Garner-5 | | | |
| Jul 8 | @Orlando | L 53-64 | 1-8 | 2-7 | 3-15 | S. Edwards-18 | Sampson-7 | Smith-5 | A. Johnson-18 | 8,266 |
| Jul 10 | @Miami | L 42-59 | 1-8 | 2-8 | 3-16 | Lovelace-11 | S. Edwards-5 | Smith-2 | Askamp-21 | 7,041 |
| Jul 12 | @Detroit | L 56-61 | 1-8 | 2-9 | 3-17 | Redd-17 | Garner-7 | Threatt-3 | Canty-15 | 9,853 |
| Jul 14 | @Indiana | L 45-64 | 1-8 | 2-10 | 3-18 | Threatt-13 | Henning-5 | Henning-2 | White-16 | 10,920 |
| | | | | | | | | Sampson-2 | | |
| Jul 19 | NEW YORK | L 55-78 | 1-9 | 2-10 | 3-19 | Barnes-12 | M. Edwards-4 | Campbell-3 | Johnson-18 | 9,395 |
| | | | | | | Vodichkova-12 | | Smith-3 | | |
| Jul 21 | MINNESOTA | W 67-61 | 2-9 | 2-10 | 4-19 | Campbell-17 | Sampson-6 | Henning-4 | Smith-20 | 9,246 |
| Jul 25 | @Houston | L 53-79 | 2-9 | 2-11 | 4-20 | Henning-10 | Vodichkova-6 | Campbell-3 | Cooper-28 | 11,539 |
| Jul 27 | @Los Angeles | L 63-76 | 2-9 | 2-12 | 4-21 | Henning-19 | Vodichkova-5 | Campbell-6 | Leslie-18 | 6,455 |
| | | | | | | | Sampson-5 | | | |
| Jul 28 | PHOENIX | L 55-65 | 2-10 | 2-12 | 4-22 | Campbell-14 | Garner-6 | Smith-7 | Reed-25 | 8,767 |
| Jul 30 | MIAMI | L 51-64 | 2-11 | 2-12 | 4-23 | Barnes-16 | Henning-7 | Henning-4 | Sam-17 | 8,616 |
| AUGUST | | | | | | | | | | |
| Aug 1 | INDIANA | W 66-60 | 3-11 | 2-12 | 5-23 | Threatt-19 | Garner-5 | Henning-6 | Grubin-15 | 8,670 |
| | | | | | | | S. Edwards-5 | | Walters-15 | |
| | | | | | | | | | R. Williams-15 | |
| Aug 3 | @Phoenix | L 63-85 | 3-11 | 2-13 | 5-24 | Barnes-17 | M. Edwards-5 | M. Edwards-4 | Edwards-15 | 9,439 |
| | | | | | | | | | Harrison-15 | |
| Aug 6 | PORTLAND | W 66-58* | 4-11 | 2-13 | 6-24 | Redd-14 | Barnes-8 | Barnes-3 | Nygaard-14 | 9,328 |
| | | | | | | | | Henning-3 | | |
| | | | | | | | | Reed-3 | | |
| Aug 8 | LOS ANGELES | L 52-60* | 4-12 | 2-13 | 6-25 | M. Edwards-20 | M. Edwards-6 | Henning-4 | Dixon-17 | 9,936 |
| Aug 9 | @Sacramento | L 46-79 | 4-12 | 2-14 | 6-26 | Redd-14 | S. Edwards-4 | Smith-3 | Bolton-17 | 7,156 |

* OT Game



Back row (L-R): Athletic Trainer Sheri Hedlund, Head Coach Lin Dunn, Assistant Coach Kay James, Quacy Barnes, Alessandra Santos de Oliveria, Lauren Jackson, Kamila Vodichkova, Simone Edwards, Stacey Lovelace, Assistant Coach Gary Kloppenburg, Equipment Manager Ryan Bragdon, Player Development Coach Daniel Shapiro, Director of Basketball Operations Missy Bequette
Front row (L-R): Katy Steding, Semeka Randall, Charmin Smith, Sonja Henning, Jamie Redd, Michelle Marciniak, Michelle Edwards

2001 Seattle Storm

Regular Season Statistics (10-22)

| PLAYER | G | GS | MIN | FG | FGA | PCT | FG3 | FG3A | 3PCT | FT | FTA | PCT | OR | DR | REB | AST | PF | DQ | STL | TO | BLK | PTS | AVG |
|------------|----|----|------|-----|------|------|-----|------|-------|-----|-----|-------|-----|-----|------|-----|-----|----|-----|-----|-----|------|------|
| Jackson | 29 | 29 | 1001 | 149 | 406 | .367 | 40 | 129 | .310 | 104 | 143 | .727 | 57 | 136 | 193 | 44 | 97 | 3 | 54 | 53 | 64 | 442 | 15.2 |
| Randall | 32 | 30 | 884 | 117 | 315 | .371 | 0 | 4 | .000 | 66 | 100 | .660 | 32 | 73 | 105 | 44 | 45 | 0 | 29 | 73 | 4 | 300 | 9.4 |
| S. Edwards | 32 | 27 | 810 | 91 | 190 | .479 | 0 | 0 | --- | 55 | 83 | .663 | 67 | 90 | 157 | 26 | 54 | 0 | 24 | 37 | 20 | 237 | 7.4 |
| Redd | 32 | 6 | 659 | 82 | 216 | .380 | 22 | 77 | .286 | 45 | 66 | .682 | 29 | 53 | 82 | 48 | 101 | 0 | 17 | 48 | 3 | 231 | 7.2 |
| Vodichkova | 29 | 4 | 405 | 51 | 122 | .418 | 10 | 25 | .400 | 38 | 44 | .864 | 25 | 46 | 71 | 23 | 56 | 0 | 16 | 34 | 7 | 150 | 5.2 |
| Marciniak | 27 | 5 | 392 | 51 | 139 | .367 | 10 | 33 | .303 | 20 | 37 | .541 | 17 | 21 | 38 | 47 | 49 | 0 | 30 | 30 | 2 | 132 | 4.9 |
| Steding | 26 | 17 | 393 | 35 | 94 | .372 | 16 | 35 | .457 | 16 | 20 | .800 | 9 | 26 | 35 | 24 | 23 | 1 | 16 | 22 | 9 | 102 | 3.9 |
| Lovelace | 22 | 2 | 211 | 27 | 71 | .380 | 10 | 26 | .385 | 12 | 17 | .706 | 14 | 18 | 32 | 9 | 23 | 0 | 8 | 18 | 5 | 76 | 3.5 |
| Barnes | 20 | 3 | 229 | 23 | 59 | .390 | 1 | 1 | 1.000 | 21 | 27 | .778 | 14 | 20 | 34 | 11 | 29 | 0 | 9 | 16 | 6 | 68 | 3.4 |
| Henning | 32 | 28 | 902 | 41 | 129 | .318 | 8 | 44 | .182 | 18 | 35 | .514 | 14 | 57 | 71 | 93 | 62 | 2 | 52 | 43 | 6 | 108 | 3.4 |
| Smith | 32 | 8 | 589 | 17 | 63 | .270 | 11 | 38 | .289 | 13 | 21 | .619 | 18 | 37 | 55 | 39 | 52 | 0 | 17 | 26 | 1 | 58 | 1.8 |
| M. Edwards | 3 | 0 | 13 | 1 | 3 | .333 | 0 | 0 | --- | 2 | 2 | 1.000 | 0 | 2 | 2 | 4 | 2 | 0 | 1 | 3 | 0 | 4 | 1.3 |
| Santos | 10 | 1 | 62 | 4 | 14 | .286 | 0 | 0 | --- | 5 | 11 | .455 | 10 | 6 | 16 | 0 | 12 | 0 | 0 | 3 | 0 | 13 | 1.3 |
| STORM | 32 | - | 6550 | 689 | 1821 | .378 | 128 | 412 | .311 | 415 | 606 | .685 | 306 | 585 | 891 | 412 | 605 | 6 | 273 | 431 | 127 | 1921 | 60.0 |
| OPPTS | 32 | - | 6550 | 753 | 1750 | .430 | 125 | 325 | .385 | 417 | 559 | .746 | 296 | 756 | 1052 | 492 | 588 | 3 | 228 | 519 | 127 | 2048 | 64.0 |

Storm Season Notes

- The Storm finished eighth in the Western Conference, 18 games behind Los Angeles.
- The team's 10-22 record was a four-game improvement over the inaugural season.
- Rookie forward Lauren Jackson, the first overall pick in the 2001 WNBA Draft, became the first Storm player to be named a WNBA All-Star and played in the 2001 WNBA All-Star Game.
- Jackson led all WNBA rookies in scoring, rebounding, steals and blocked shots and was the WNBA Rookie of the Year runner-up.
- Rookie guard Semeka Randall scored a then-franchise-record 28 points vs. Orlando on June 12, 2001.

2001 GAME BY GAME RESULTS



| Date | Opponent | Team | Home | Road | Total | High Scoring | High Rebound | High Assist | Opp. Scoring | Atten. |
|---------------|--------------|-----------|------|------|-------|------------------------|---------------------------------|--------------------------------------|-----------------------------------|--------|
| MAY | | | | | | | | | | |
| May 31 | PHOENIX | W 83- 70 | 1-0 | 0-0 | 1-0 | Jackson-21 | S. Edwards-8 | Henning-5 | Edwards-14 Harrison-14 | 7,567 |
| JUNE | | | | | | | | | | |
| Jun 3 | @Washington | L 63- 68 | 1-0 | 0-1 | 1-1 | Randall-16 | Jackson-7 S. Edwards-7 | Henning-6 | Holdsclaw-18 | 17,310 |
| Jun 4 | @Indiana | W74- 71* | 1-0 | 1-1 | 2-1 | Jackson-18 | Steding-8 | Henning-6 | Scott-18 | 7,021 |
| Jun 7 | MIAMI | L 57- 70 | 1-1 | 1-1 | 2-2 | Jackson-16 | Barnes-5 | Henning-4 | Brondello-23 | 6,430 |
| Jun 9 | @Utah | W 73- 65 | 1-1 | 2-1 | 3-2 | Steding-16 | S. Edwards-8 | Henning-4 Randall-4 | Ferdinand-Harris-1 | 6,323 |
| Jun 12 | ORLANDO | W 70- 63 | 2-1 | 2-1 | 4-2 | Randall-28 | S. Edwards-14 | S. Edwards-3 Henning-3 | McWilliams-Frank-1 | 3,873 |
| Jun 14 | CLEVELAND | L 36- 58 | 2-2 | 2-1 | 4-3 | Jackson-12 | Smith-3 Randall-5 Smith-5 | Randall-3 | Melvin-16 | 3,821 |
| Jun 16 | LOS ANGELES | L 60- 73 | 2-3 | 2-1 | 4-4 | Jackson-19 | Randall-7 | Lovelace-3 | Leslie-22 | 6,964 |
| Jun 18 | CHARLOTTE | W 60- 52 | 3-3 | 2-1 | 5-4 | Jackson-18 | Jackson-9 | Jackson-3 | Stinson-13 | 4,016 |
| Jun 19 | @Portland | L 43- 58 | 3-3 | 2-2 | 5-5 | Jackson-11 | Jackson-8 | Redd-2 | Bevilaqua-12 | 8,151 |
| Jun 22 | @Phoenix | W 58- 55 | 3-3 | 3-2 | 6-5 | Jackson-17 | S. Edwards-8 Jackson-8 | Henning-3 Vodichkova-3 | Fallon-12 | 7,123 |
| Jun 25 | @Utah | W 65- 47 | 3-3 | 4-2 | 7-5 | Jackson-14 | Jackson-9 Smith-3 | Jackson-3 | Williams-14 | 5,833 |
| Jun 28 | @Minnesota | L 59- 68 | 3-3 | 4-3 | 7-6 | Vodichkova-14 | Vodichkova-5 S. Edwards-5 | Henning-4 | Smith-26 | 7,505 |
| Jun 30 | SACRAMENTO | L 59- 65 | 3-4 | 4-3 | 7-7 | Jackson-18 | Jackson-5 | Randall-6 | Griffith-15 | 7,048 |
| JULY | | | | | | | | | | |
| Jul 3 | WASHINGTON | L 69- 72^ | 3-5 | 4-3 | 7-8 | Jackson-24 | Jackson-12 | Henning-4 Marciniak-4 Redd-4 | McCray-20 | 4,312 |
| Jul 4 | @Portland | W 61- 56 | 3-5 | 5-3 | 8-8 | Jackson-18 Redd-18 | Jackson-12 | Randall-4 | Stiles-18 | 7,928 |
| Jul 7 | @Charlotte | L 38- 48 | 3-5 | 5-4 | 8-9 | S. Edwards-14 | S. Edwards-5 Randall-5 | Henning-3 | Staley-15 | 7,007 |
| Jul 10 | @Cleveland | L 53- 59 | 3-5 | 5-5 | 8-10 | Jackson-17 | Jackson-7 | Henning-6 | Brown-18 | 7,018 |
| Jul 11 | @New York | L 53- 67 | 3-5 | 5-6 | 8-11 | S. Edwards-16 | S. Edwards-7 | Henning-3 Smith-3 | Hammon-16 | 14,176 |
| Jul 13 | HOUSTON | L 55- 58 | 3-6 | 5-6 | 8-12 | S. Edwards-19 | Jackson-5 S. Edwards-5 | Henning-7 | Thompson-22 | 5,026 |
| Jul 18 | @Minnesota | L 58- 68 | 3-6 | 5-7 | 8-13 | Jackson-21 | Jackson-10 | S. Edwards-3 Jackson-3 Smith-3 | Abrosimova-21 | 5,627 |
| Jul 20 | PORTLAND | L 49- 56 | 3-7 | 5-7 | 8-14 | Randall-14 | Randall-6 | Henning-5 | Witherspoon-21 | 9,232 |
| Jul 21 | @Los Angeles | L 79- 85 | 3-7 | 5-8 | 8-15 | Redd-24 | Jackson-6 | Marciniak-4 | Leslie-19 | 11,519 |
| Jul 24 | DETROIT | W 74- 69* | 4-7 | 5-8 | 9-15 | Jackson-25 | Jackson-9 | Henning-4 | Ndiaye-Diatta-23 | 4,323 |
| Jul 27 | PHOENIX | L 54- 56 | 4-8 | 5-8 | 9-16 | Randall-19 | Jackson-13 | Jackson-2 | Stepanova-11 | 5,278 |
| Jul 30 | @Houston | L 51- 55 | 4-8 | 5-9 | 9-17 | Jackson-16 | Tied with-4 | Redd-2 Vodichkova-2 | Arcaïn-16 | 12,573 |
| AUGUST | | | | | | | | | | |
| Aug 3 | UTAH | L 61- 64 | 4-9 | 5-9 | 9-18 | Jackson-16 | Jackson-6 | Tied with-2 | Goodson-15 Ferdinand-Harris-15 | 5,873 |
| Aug 4 | @Los Angeles | L 60- 79 | 4-9 | 5-10 | 9-19 | Jackson-26 | Jackson-7 | Marciniak-8 | Leslie-22 | 9,493 |
| Aug 8 | HOUSTON | W 72- 55 | 5-9 | 5-10 | 10-19 | S. Edwards-17 | Marciniak-6 Jackson-6 | Marciniak-5 Redd-5 | Arcaïn-24 | 6,003 |
| Aug 10 | MINNESOTA | L 51- 65 | 5-10 | 5-10 | 10-20 | Jackson-13 | Barnes-6 | Henning-4 | Smith-22 | 7,823 |
| Aug 11 | @Sacramento | L 61- 81 | 5-10 | 5-11 | 10-21 | Redd-24 | Barnes-8 | Marciniak-5 | Griffith-25 | 13,873 |
| Aug 14 | SACRAMENTO | L 62- 72 | 5-11 | 5-11 | 10-22 | Lovelace-14 Redd-14 | S. Edwards-7 | Marciniak-4 | Griffith-19 | 7,668 |

* OT Game
^ 4OT Game



Back row (L-R): Athletic Trainer Sheri Hedlund, Strength & Conditioning Coach Daniel Shapiro, Director of Basketball Operations Missy Bequette, Adia Barnes, Kate Starbird, Danielle McCulley, Simone Edwards, Kamila Vodichkova, Takeisha Lewis, Assistant Coach Gary Kloppenburg, Head Coach Lin Dunn, Coord. of Player Development Chris Brown, Assistant Coach Carrie Graf
 Front row (L-R): Amanda Lassiter, Lauren Jackson, Jamie Redd, Sue Bird, Michelle Marciniak, Felica Ragland, Kate Paye

2002 Seattle Storm

Regular Season Statistics (17-15)

| PLAYER | G | GS | MIN | FG | FGA | PCT | FG3 | FG3A | 3PCT | FT | FTA | PCT | OR | DR | REB | AST | PF | DQ | STL | TO | BLK | PTS | AVG |
|------------|----|----|------|-----|------|------|-----|------|-------|-----|-----|-------|-----|-----|-----|-----|-----|----|-----|-----|-----|------|------|
| Jackson | 28 | 28 | 882 | 186 | 462 | .403 | 42 | 120 | .350 | 68 | 90 | .756 | 66 | 124 | 190 | 41 | 95 | 1 | 30 | 47 | 81 | 482 | 17.2 |
| Bird | 32 | 32 | 1121 | 151 | 375 | .403 | 57 | 142 | .401 | 102 | 112 | .911 | 17 | 66 | 83 | 191 | 48 | 0 | 55 | 109 | 3 | 461 | 14.4 |
| Vodichkova | 32 | 30 | 817 | 114 | 245 | .465 | 13 | 38 | .342 | 54 | 67 | .806 | 61 | 115 | 176 | 47 | 96 | 1 | 36 | 55 | 18 | 295 | 9.2 |
| Edwards | 32 | 5 | 694 | 84 | 158 | .532 | 1 | 1 | 1.000 | 54 | 73 | .740 | 46 | 95 | 141 | 19 | 66 | 0 | 21 | 44 | 12 | 223 | 7.0 |
| Randall | 21 | 16 | 458 | 47 | 133 | .353 | 4 | 19 | .211 | 36 | 51 | .706 | 38 | 30 | 68 | 29 | 33 | 0 | 20 | 36 | 1 | 134 | 6.4 |
| Redd | 10 | 0 | 112 | 17 | 34 | .500 | 9 | 18 | .500 | 9 | 12 | .750 | 8 | 5 | 13 | 7 | 17 | 0 | 2 | 7 | 0 | 52 | 5.2 |
| Ragland | 31 | 3 | 432 | 48 | 125 | .384 | 22 | 55 | .400 | 23 | 28 | .821 | 27 | 21 | 48 | 23 | 44 | 0 | 27 | 29 | 1 | 141 | 4.5 |
| Lassiter | 30 | 22 | 600 | 47 | 140 | .336 | 20 | 71 | .282 | 13 | 19 | .684 | 24 | 45 | 69 | 57 | 62 | 1 | 29 | 51 | 21 | 127 | 4.2 |
| Barnes | 26 | 17 | 493 | 37 | 111 | .333 | 1 | 4 | .250 | 15 | 29 | .517 | 45 | 57 | 102 | 28 | 64 | 1 | 32 | 25 | 9 | 90 | 3.5 |
| Starbird | 24 | 0 | 274 | 30 | 69 | .435 | 7 | 19 | .368 | 12 | 16 | .750 | 3 | 23 | 26 | 19 | 35 | 0 | 15 | 13 | 8 | 79 | 3.3 |
| Marciniak | 23 | 1 | 280 | 24 | 68 | .353 | 2 | 8 | .250 | 22 | 29 | .759 | 8 | 20 | 28 | 38 | 33 | 0 | 11 | 25 | 2 | 72 | 3.1 |
| Henning | 8 | 5 | 207 | 8 | 22 | .364 | 0 | 4 | .000 | 2 | 4 | .500 | 8 | 18 | 26 | 15 | 15 | 0 | 9 | 7 | 1 | 18 | 2.3 |
| Lewis | 14 | 0 | 57 | 4 | 10 | .400 | 0 | 1 | .000 | 10 | 18 | .556 | 7 | 17 | 24 | 3 | 12 | 0 | 2 | 7 | 0 | 18 | 1.3 |
| Paye | 19 | 0 | 114 | 7 | 19 | .368 | 6 | 16 | .375 | 1 | 2 | .500 | 2 | 5 | 7 | 5 | 18 | 1 | 3 | 8 | 0 | 21 | 1.1 |
| McCulley | 4 | 1 | 43 | 0 | 12 | .000 | 0 | 3 | .000 | 2 | 2 | 1.000 | 3 | 4 | 7 | 1 | 5 | 0 | 1 | 2 | 0 | 2 | 0.5 |
| STORM | 32 | - | 6450 | 794 | 1948 | .408 | 182 | 506 | .360 | 418 | 543 | .770 | 362 | 633 | 995 | 514 | 623 | 5 | 282 | 477 | 151 | 2188 | 68.4 |
| OPPST | 32 | - | 6450 | 783 | 1818 | .431 | 102 | 342 | .298 | 435 | 587 | .741 | 307 | 662 | 969 | 488 | 563 | 5 | 254 | 531 | 125 | 2103 | 65.7 |

Storm Season Notes

- The Storm finished fourth in the Western Conference with a 17-15 record.
- Seattle set franchise records with 17 wins, a five-game winning streak and four straight sellouts.
- The Storm qualified for the WNBA Playoffs for the first time in franchise history, earning the fourth seed.
- Seattle fell to Los Angeles 2-0 in the first round of the 2002 WNBA Playoffs.
- No. 1 draft pick Sue Bird was named All-WNBA First Team, voted as a starter at the 2002 WNBA All-Star Game and selected as the runner-up for Rookie of the Year.
- Lauren Jackson was named to the WNBA All-Star Game for the second straight season.
- Bird scored a franchise-record 33 points vs. Portland on Aug. 9, 2002.
- Bird was second in the WNBA in assists per game (6.0 apg) and first in free throw percentage (91.1 percent).
- Jackson registered a franchise-record eight blocks vs. Utah on Aug. 11, 2002.
- Jackson finished fourth in the WNBA in scoring (17.2 ppg) and third in blocks (2.89 bpg).
- The team's original general manager and head coach Lin Dunn resigned on Sept. 3, 2002.

2002 GAME BY GAME RESULTS



| Date | Opponent | Team | Home | Road | Total | High Scoring | High Rebound | High Assist | Opp. Scoring | Atten. |
|---------------|--------------|-----------|------|------|-------|---------------|---------------|--------------|---------------------|--------|
| MAY | | | | | | | | | | |
| May 30 | NEW YORK | L 61- 78 | 0-1 | 0-0 | 0-1 | Bird-18 | Ragland-8 | Bird-6 | Robinson-17 | 7,842 |
| JUNE | | | | | | | | | | |
| Jun 2 | @Portland | W 57- 47 | 0-1 | 1-0 | 1-1 | Bird-14 | Vodichkova-10 | Bird-5 | Crawley-16 | 8,627 |
| Jun 4 | MINNESOTA | W 78- 68* | 1-1 | 1-0 | 2-1 | Bird-27 | Vodichkova-12 | Bird-7 | Abrosimova-16 | 4,318 |
| Jun 6 | CHARLOTTE | W 65- 59 | 2-1 | 1-0 | 3-1 | Bird-17 | Henning-8 | Bird-7 | Sutton-Brown-11 | 3,927 |
| Jun 9 | UTAH | L 68- 71 | 2-2 | 1-0 | 3-2 | Randall-21 | Vodichkova-5 | Bird-3 | Dydek-22 | 5,139 |
| | | | | | | | Bird-5 | Randall-3 | | |
| | | | | | | | Henning-5 | | | |
| Jun 11 | PORTLAND | L 63- 70 | 2-3 | 1-0 | 3-3 | Bird-19 | Vodichkova-9 | Bird-3 | Figgs-16 | 3,715 |
| | | | | | | | | Henning-3 | | |
| Jun 14 | @Phoenix | W 90- 82 | 2-3 | 2-0 | 4-3 | Jackson-23 | Vodichkova-9 | Bird-8 | Gillom-25 | 8,237 |
| Jun 15 | @Utah | L 54- 61 | 2-3 | 2-1 | 4-4 | Bird-19 | Jackson-13 | Bird-4 | Ferdinand-Harris-1 | 5,852 |
| Jun 18 | LOS ANGELES | L 68- 80 | 2-4 | 2-1 | 4-5 | Jackson-23 | Jackson-10 | Bird-5 | Mabika-23 | 6,410 |
| Jun 20 | @Sacramento | L 64- 72 | 2-4 | 2-2 | 4-6 | Jackson-15 | Jackson-11 | Vodichkova-4 | Smith-20 | 7,259 |
| | | | | | | | Vodichkova-11 | | | |
| Jun 21 | INDIANA | W 63- 51 | 3-4 | 2-2 | 5-6 | Vodichkova-20 | Vodichkova-6 | Jackson-5 | Scott-12 | 5,232 |
| | | | | | | | Jackson-6 | | | |
| Jun 23 | SACRAMENTO | W 86- 60 | 4-4 | 2-2 | 6-6 | Vodichkova-15 | Vodichkova-8 | Bird-7 | Smith-14 | 6,138 |
| Jun 26 | @Phoenix | L 53- 62 | 4-4 | 2-3 | 6-7 | Jackson-13 | Edwards-6 | Bird-7 | Harrison-22 | 7,836 |
| Jun 27 | ORLANDO | W 73- 71 | 5-4 | 2-3 | 7-7 | Marciniak-18 | Vodichkova-5 | Bird-7 | Sales-15 | 4,718 |
| JULY | | | | | | | | | | |
| Jul 2 | @New York | L 63- 74 | 5-4 | 2-4 | 7-8 | Jackson-17 | Vodichkova-9 | Bird-6 | Phillips-19 | 14,401 |
| Jul 5 | @Cleveland | W 73- 65 | 5-4 | 3-4 | 8-8 | Jackson-19 | Randall-10 | Bird-12 | Taylor-16 | 11,114 |
| Jul 7 | @Miami | L 61- 65* | 5-4 | 3-5 | 8-9 | Jackson-13 | Jackson-11 | Bird-11 | Lennox-19 | 7,973 |
| Jul 9 | @Houston | L 59- 67 | 5-4 | 3-6 | 8-10 | Jackson-16 | Vodichkova-8 | Bird-5 | Swoopes-24 | 10,051 |
| Jul 11 | LOS ANGELES | W 79- 60 | 6-4 | 3-6 | 9-10 | Jackson-21 | Barnes-8 | Bird-5 | Leslie-21 | 6,357 |
| | | | | | | | | Lassiter-5 | | |
| Jul 12 | CLEVELAND | L 58- 62 | 6-5 | 3-6 | 9-11 | Jackson-22 | Jackson-7 | Bird-7 | Wauters-16 | 8,072 |
| Jul 19 | PHOENIX | W 89- 48 | 7-5 | 3-6 | 10-11 | Jackson-22 | Barnes-9 | Marciniak-5 | Grubin-10 | 6,759 |
| | | | | | | | Edwards-9 | | | |
| | | | | | | | Jackson-9 | | | |
| Jul 20 | HOUSTON | L 54- 56 | 7-6 | 3-6 | 10-12 | Bird-21 | Vodichkova-8 | Barnes-3 | Thompson-18 | 9,686 |
| | | | | | | | | Lassiter-3 | | |
| | | | | | | | | Jackson-3 | | |
| Jul 23 | @Houston | L 54- 66 | 7-6 | 3-7 | 10-13 | Bird-20 | Barnes-6 | Bird-7 | Swoopes-19 | 10,205 |
| Jul 25 | @Orlando | W 79- 76 | 7-6 | 4-7 | 11-13 | Jackson-27 | Edwards-9 | Bird-11 | S. Johnson-17 | 6,449 |
| Jul 27 | @Washington | W 80- 71 | 7-6 | 5-7 | 12-13 | Jackson-25 | Jackson-10 | Bird-5 | Holdslaw-32 | 18,311 |
| Jul 28 | @Detroit | W 72- 59 | 7-6 | 6-7 | 13-13 | Bird-18 | Starbird-7 | Bird-5 | Cash-15 | 6,308 |
| Jul 31 | MINNESOTA | W 75- 63 | 8-6 | 6-7 | 14-13 | Bird-22 | Jackson-7 | Bird-4 | Smith-13 | 9,686 |
| AUGUST | | | | | | | | | | |
| Aug 1 | @Los Angeles | W 81- 76 | 8-6 | 7-7 | 15-13 | Jackson-19 | Vodichkova-10 | Bird-10 | Leslie-30 | 11,915 |
| Aug 4 | @Minnesota | L 60- 73 | 8-6 | 7-8 | 15-14 | Jackson-19 | Vodichkova-6 | Bird-5 | Schweitzer-17 | 6,777 |
| | | | | | | | | | Smith-17 | |
| Aug 9 | PORTLAND | W 83- 74 | 9-6 | 7-8 | 16-14 | Bird-33 | Jackson-13 | Lassiter-7 | Stiles-18 | 12,327 |
| Aug 11 | UTAH | W 74- 57 | 10-6 | 7-8 | 17-14 | Jackson-27 | Jackson-7 | Bird-8 | Azzi-10 | 11,448 |
| | | | | | | | | | Ferdinand-Harris-10 | |
| Aug 13 | @Sacramento | L 51- 59 | 10-6 | 7-9 | 17-15 | Edwards-18 | Jackson-9 | Tied with-2 | Griffith-19 | 10,691 |

* OT game



Back row (L-R): Assistant Coach Jenny Boucek, Assistant Coach Jessie Kenlaw, Adia Barnes, Danielle McCulley, Simone Edwards, Kamila Vodichkova, Alisa Burras, Lauren Jackson, Head Coach Anne Donovan
 Front row (L-R): Rita Williams, Tully Bevilaqua, Jung Sun-Min, Amanda Lassiter, Sue Bird, Sandy Brondello, Athletic Trainer Sheri Hedlund

2003 Seattle Storm

Regular Season Statistics (18-16)

| PLAYER | G | GS | MIN | FG | FGA | PCT | FG3 | FG3A | 3PCT | FT | FTA | PCT | OR | DR | REB | AST | PF | DQ | STL | TO | BLK | PTS | AVG |
|------------|----|----|------|-----|------|------|-----|------|------|-----|-----|-------|-----|-----|------|-----|-----|----|-----|-----|-----|------|------|
| Jackson | 33 | 33 | 1109 | 254 | 526 | .483 | 39 | 123 | .317 | 151 | 183 | .825 | 82 | 225 | 307 | 62 | 106 | 1 | 38 | 69 | 64 | 698 | 21.2 |
| Bird | 34 | 34 | 1136 | 155 | 368 | .421 | 49 | 140 | .350 | 61 | 69 | .884 | 22 | 91 | 113 | 221 | 47 | 0 | 48 | 110 | 1 | 420 | 12.4 |
| Vodichkova | 28 | 27 | 709 | 101 | 213 | .474 | 0 | 5 | .000 | 82 | 101 | .812 | 55 | 88 | 143 | 31 | 101 | 4 | 20 | 53 | 21 | 284 | 10.1 |
| Brondello | 34 | 34 | 975 | 117 | 282 | .415 | 21 | 48 | .438 | 25 | 31 | .806 | 19 | 37 | 56 | 69 | 58 | 0 | 31 | 37 | 2 | 280 | 8.2 |
| Barnes | 16 | 16 | 396 | 32 | 84 | .381 | 12 | 31 | .387 | 12 | 21 | .571 | 26 | 39 | 65 | 23 | 36 | 1 | 11 | 18 | 7 | 88 | 5.5 |
| Lassiter | 32 | 18 | 733 | 60 | 156 | .385 | 24 | 73 | .329 | 19 | 30 | .633 | 33 | 79 | 112 | 42 | 92 | 2 | 27 | 42 | 26 | 163 | 5.1 |
| Edwards | 34 | 6 | 577 | 61 | 134 | .455 | 0 | 0 | --- | 35 | 56 | .625 | 54 | 79 | 133 | 16 | 55 | 0 | 10 | 31 | 9 | 157 | 4.6 |
| Burras | 27 | 2 | 270 | 35 | 75 | .467 | 0 | 0 | --- | 19 | 27 | .704 | 27 | 34 | 61 | 5 | 58 | 0 | 5 | 25 | 5 | 89 | 3.3 |
| Williams | 32 | 0 | 381 | 28 | 75 | .373 | 11 | 43 | .256 | 11 | 15 | .733 | 3 | 19 | 22 | 41 | 34 | 0 | 14 | 27 | 0 | 78 | 2.4 |
| Massaline | 24 | 0 | 222 | 20 | 63 | .317 | 6 | 20 | .300 | 7 | 7 | 1.000 | 12 | 9 | 21 | 8 | 12 | 0 | 5 | 10 | 0 | 53 | 2.2 |
| Bevilaqua | 31 | 0 | 252 | 17 | 51 | .333 | 8 | 21 | .381 | 16 | 21 | .762 | 9 | 17 | 26 | 32 | 30 | 0 | 14 | 20 | 1 | 58 | 1.9 |
| Jung | 17 | 0 | 118 | 13 | 32 | .406 | 0 | 7 | .000 | 4 | 4 | 1.000 | 1 | 9 | 10 | 1 | 13 | 0 | 5 | 5 | 0 | 30 | 1.8 |
| Amachree | 7 | 0 | 47 | 3 | 10 | .300 | 0 | 0 | --- | 2 | 4 | .500 | 4 | 10 | 14 | 0 | 3 | 0 | 5 | 9 | 2 | 8 | 1.1 |
| McCulley | 7 | 0 | 26 | 1 | 6 | .167 | 0 | 1 | .000 | 0 | 0 | --- | 0 | 1 | 1 | 0 | 3 | 0 | 0 | 4 | 0 | 2 | 0.3 |
| STORM | 34 | - | 6850 | 890 | 2045 | .435 | 166 | 500 | .332 | 442 | 567 | .780 | 342 | 732 | 1074 | 548 | 644 | 8 | 232 | 465 | 138 | 2388 | 70.2 |
| OPPTS | 34 | - | 6850 | 844 | 2039 | .414 | 145 | 437 | .332 | 441 | 591 | .746 | 352 | 689 | 1041 | 456 | 570 | 9 | 245 | 459 | 104 | 2274 | 66.9 |

Storm Season Notes

- The Storm finished fifth in the Western Conference with a 18-16 record.
- Seattle set a franchise record with 18 wins.
- Sue Bird was named All-WNBA First Team and was voted a starter at the 2003 WNBA All-Star Game.
- Lauren Jackson was named 2003 WNBA MVP, All-WNBA First Team and was voted to the 2003 Western Conference All-Star Team for the third straight season.
- On June 7, Jackson became the youngest player in WNBA history to reach 1,000 career points at 22 years, 27 days old.
- Jackson recorded the fifth 20-20 game in WNBA history vs. Charlotte on July 31, 2003 finishing with 23 points and a team-record and career-high 20 rebounds.
- Jackson set a career-high and Storm record with 34 points on a WNBA-record 17 field goals on Aug. 6, 2003 vs. Los Angeles.
- Jackson finished first in the WNBA in scoring (21.2 ppg), third in blocks (1.94 bpg) and fourth in rebounds per game (9.3 rpg).
- Through the 2003 season, Jackson was the Storm's all-time leading scorer (1,622 points) and rebounder (690 rebounds).

2003 GAME BY GAME RESULTS



| Date | Opponent | Team | Home | Road | Total | High Scoring | High Rebound | High Assist | Opp. Scoring | Atten. |
|---------------|--------------|-----------|------|------|-------|-----------------------------|---------------------------|-----------------------|--------------------------------|--------|
| MAY | | | | | | | | | | |
| May 22 | @Houston | L 64- 75 | 0-0 | 0-1 | 0-1 | Bird-19 | Barnes-5 Jackson-5 | Bird-10 | Swoopes-27 | 9,658 |
| May 24 | @San Antonio | L 56- 65 | 0-0 | 0-2 | 0-2 | Jackson-15 | Jackson-7 | Bird-5 | Ferdinand-Harris-2 | 15,593 |
| May 30 | LOS ANGELES | L 74- 77* | 0-1 | 0-2 | 0-3 | Bird-22 | Jackson-8 Vodichkova-8 | Bird-7 | Leslie-20 | 9,686 |
| JUNE | | | | | | | | | | |
| Jun 3 | SACRAMENTO | W 70- 56 | 1-1 | 0-2 | 1-3 | Jackson-22 | Jackson-13 | Bird-5 | Smith-14 | 4,528 |
| Jun 7 | PHOENIX | W 66- 57 | 2-1 | 0-2 | 2-3 | Jackson-27 | Jackson-14 | Bird-10 | DeForge-16 | 6,549 |
| Jun 10 | INDIANA | W 78- 51 | 3-1 | 0-2 | 3-3 | Jackson-20 | Edwards-7 | Bird-8 | Catchings-13 White-13 | 5,638 |
| Jun 14 | MINNESOTA | L 72- 77 | 3-2 | 0-2 | 3-4 | Jackson-18 | Vodichkova-7 | Bird-4 | Smith-32 | 6,486 |
| Jun 17 | @Phoenix | W 61- 60 | 3-2 | 1-2 | 4-4 | Jackson-23 | Jackson-10 | Bird-5 | DeForge-22 | 8,950 |
| Jun 19 | @Los Angeles | W 69- 67 | 3-2 | 2-2 | 5-4 | Brondello-21 | Jackson-9 | Bird-12 | Leslie-21 | 8,861 |
| Jun 21 | @Sacramento | L 64- 69 | 3-2 | 2-3 | 5-5 | Jackson-19 | Jackson-9 | Bird-6 | Griffith-22 | 9,269 |
| Jun 22 | SAN ANTONIO | W 93- 53 | 4-2 | 2-3 | 6-5 | Jackson-24 | Jackson-9 | Bird-6 | Goodson-15 | 6,395 |
| Jun 27 | @Cleveland | W 71- 59 | 4-2 | 3-3 | 7-5 | Jackson-16 | Bird-7 | Bird-12 | Melvin-15 | 6,065 |
| Jun 28 | @Indiana | L 70- 79 | 4-2 | 3-4 | 7-6 | Brondello-19 | Edwards-11 | Bird-11 | Catchings-20 | 7,890 |
| Jun 30 | @Charlotte | W 83- 71 | 4-2 | 4-4 | 8-6 | Jackson-22 | Burras-6 | Bird-5 | Feaster-18 | 5,003 |
| JULY | | | | | | | | | | |
| Jul 3 | WASHINGTON | W 76- 72 | 5-2 | 4-4 | 9-6 | Jackson-25 | Vodichkova-9 | Bird-10 | Holdsclaw-21 | 7,042 |
| Jul 5 | @Los Angeles | L 75- 84 | 5-2 | 4-5 | 9-7 | Bird-27 | Barnes-9 | Brondello-7 | Leslie-23 | 9,820 |
| Jul 15 | HOUSTON | W 69- 55 | 6-2 | 4-5 | 10-7 | Jackson-18 Vodichkova-18 | Bird-8 | Bird-10 | Swoopes-17 | 6,718 |
| Jul 17 | @Connecticut | W 67- 65 | 6-2 | 5-5 | 11-7 | Jackson-20 | Edwards-9 | Bird-7 | McWilliams-Frank-1 | 9,341 |
| Jul 18 | @Detroit | L 61- 74 | 6-2 | 5-6 | 11-8 | Jackson-23 | Jackson-7 | Jackson-4 | Powell-16 | 6,923 |
| Jul 20 | @Minnesota | L 58- 69 | 6-2 | 5-7 | 11-9 | Jackson-30 | Vodichkova-6 | Williams-5 | Smith-19 | 6,992 |
| Jul 23 | NEW YORK | W 75- 65 | 7-2 | 5-7 | 12-9 | Jackson-27 | Vodichkova-10 | Bird-8 | Johnson-17 | 8,003 |
| Jul 25 | PHOENIX | W 82- 53 | 8-2 | 5-7 | 13-9 | Jackson-26 | Jackson-10 | Bird-6 | Jackson-13 | 6,753 |
| Jul 26 | @Sacramento | L 63- 76 | 8-2 | 5-8 | 13-10 | Jackson-23 | Jackson-10 | Bird-5 Brondello-5 | Walker-21 7,411 | |
| Jul 31 | CHARLOTTE | W 69- 54 | 9-2 | 5-8 | 14-10 | Jackson-23 | Jackson-20 | Bird-8 | Staley-16 | 6,289 |
| AUGUST | | | | | | | | | | |
| Aug 2 | @Minnesota | L 71- 73 | 9-2 | 5-9 | 14-11 | Bird-17 | Jackson-12 | Bird-4 | Burse-20 | 6,555 |
| Aug 6 | LOS ANGELES | W 92- 56 | 10-2 | 5-9 | 15-11 | Jackson-34 | Jackson-13 | Bird-10 | Mabika-15 Teasley-15 | 8,305 |
| Aug 8 | MINNESOTA | W 68- 65 | 11-2 | 5-9 | 16-11 | Jackson-16 | Jackson-11 | Bird-5 | Smith-20 | 8,494 |
| Aug 12 | SAN ANTONIO | L 77- 87 | 11-3 | 5-9 | 16-12 | Jackson-32 | Jackson-18 | Bird-8 | Azzi-18 Ferdinand-Harris-18 | 7,300 |
| Aug 15 | @Phoenix | L 50- 64 | 11-3 | 5-10 | 16-13 | Bird-14 Jackson-14 | Jackson-8 Lassiter-8 | Brondello-4 | Jackson-20 | 9,423 |
| Aug 17 | DETROIT | L 86- 95 | 11-4 | 5-10 | 16-14 | Jackson-23 | Jackson-13 | Bird-5 | Nolan-18 | 7,590 |
| Aug 19 | @Houston | L 47- 52 | 11-4 | 5-11 | 16-15 | Jackson-16 | Jackson-15 | Bird-5 | Swoopes-17 | 8,306 |
| Aug 20 | @San Antonio | L 70- 78* | 11-4 | 5-12 | 16-16 | Jackson-22 | Jackson-14 | Bird-5 | Goodson-26 | 9,045 |
| Aug 23 | HOUSTON | W 71- 64 | 12-4 | 5-12 | 17-16 | Jackson-22 | Jackson-8 | Bird-5 | Thompson-18 | 7,786 |
| Aug 25 | SACRAMENTO | W 70- 57 | 13-4 | 5-12 | 18-16 | Jackson-18 | Jackson-9 | Bird-8 | Smith-13 | 7,295 |

* OT game



Back row (L-R): Janell Burse, Kamila Vodichkova, Simone Edwards, Lauren Jackson, Sheri Sam, Alicia Thompson
 Front row (L-R): Adia Barnes, Betty Lennox, Tully Bevilaqua, Michelle Greco, Sue Bird, Trina Frierson

2004 Seattle Storm Regular Season Statistics (20-14)

| PLAYER | G | GS | MIN | FG | FGAPCT | FG3 | FG3A | 3PCT | FT | FTA | PCT | OR | DR | REB | AST | PF | DQ | STL | TO | BLK | PTS | AVG | |
|------------|----|----|------|-----|--------|------|------|------|------|-----|------|-------|-----|-----|------|-----|-----|-----|-----|-----|-----|------|------|
| Jackson | 31 | 31 | 1070 | 220 | .478 | 52 | 115 | .452 | 142 | 175 | .811 | 64 | 143 | 207 | 51 | 93 | 0 | 31 | 67 | 62 | 634 | 20.5 | |
| Bird | 34 | 34 | 1136 | 151 | .326 | 64 | 146 | .438 | 73 | 85 | .859 | 22 | 84 | 106 | 184 | 48 | 0 | 51 | 87 | 54 | 39 | 12.9 | |
| Lennox | 32 | 32 | 920 | 139 | .330 | .421 | 22 | 83 | .265 | 58 | .68 | .853 | 28 | 131 | 159 | 79 | 89 | 0 | 34 | 77 | 3 | 358 | 11.2 |
| Sam | 34 | 32 | 1018 | 117 | .284 | .412 | 11 | 42 | .262 | 65 | .76 | .855 | 42 | 97 | 139 | 82 | 108 | 1 | 53 | 63 | 6 | 310 | 9.1 |
| Vodichkova | 34 | 34 | 873 | 94 | .241 | .390 | 1 | 2 | .500 | 84 | .108 | .778 | 65 | 103 | 168 | 55 | 110 | 5 | 32 | 73 | 12 | 273 | 8.0 |
| Burse | 29 | 0 | 514 | 51 | .119 | .429 | 0 | 0 | --- | 39 | .67 | .582 | 51 | 45 | 96 | 19 | 84 | 2 | 23 | 41 | 36 | 141 | 4.9 |
| Bevilaqua | 34 | 0 | 358 | 24 | .60 | .400 | 11 | 26 | .423 | 20 | .29 | .690 | 6 | 20 | 26 | 29 | 48 | 0 | 38 | 26 | 2 | 79 | 2.3 |
| Thompson | 23 | 2 | 182 | 24 | .54 | .444 | 3 | 16 | .188 | 1 | .2 | .500 | 8 | 16 | 24 | 9 | 9 | 0 | 6 | 7 | 0 | 52 | 2.3 |
| Greco | 13 | 0 | 73 | 10 | .18 | .556 | 0 | 2 | .000 | 9 | .13 | .692 | 3 | 7 | 10 | 8 | 6 | 0 | 3 | 8 | 0 | 29 | 2.2 |
| Edwards | 23 | 3 | 257 | 20 | .55 | .364 | 0 | 0 | --- | 8 | .19 | .421 | 25 | 31 | 56 | 5 | 25 | 0 | 8 | 13 | 3 | 48 | 2.1 |
| Barnes | 34 | 2 | 402 | 21 | .69 | .304 | 3 | 6 | .500 | 22 | .31 | .710 | 33 | 30 | 63 | 31 | 38 | 0 | 23 | 24 | 2 | 67 | 2.0 |
| Frierson | 5 | 0 | 22 | 2 | .9 | .222 | 0 | 1 | .000 | 3 | .3 | 1.000 | 3 | 2 | 5 | 0 | 7 | 0 | 0 | 1 | 0 | 7 | 1.4 |
| STORM | 34 | - | 6825 | 873 | 2025 | .431 | 167 | 439 | .380 | 524 | .676 | .775 | 350 | 709 | 1059 | 552 | 665 | 8 | 302 | 499 | 131 | 2437 | 71.7 |
| OPPTS | 34 | - | 6825 | 851 | 1989 | .428 | 139 | 391 | .355 | 423 | .592 | .715 | 303 | 679 | 982 | 507 | 678 | 4 | 252 | 527 | 137 | 2264 | 66.6 |

Storm Season Notes

- The Storm finished second in the Western Conference with a 20-14 record, setting the then franchise mark for regular-season wins.
- Seattle won its first WNBA Championship, the city's first professional sports title in 25 years.
- Betty Lennox, who was selected by the Storm in the 2004 WNBA Dispersal Draft, was named the WNBA Finals MVP after leading all players in the championship series by scoring an average of 22.3 points per game.
- Lauren Jackson averaged 20.5 points per game to lead the WNBA in scoring for the second consecutive year.
- Sue Bird and Jackson were named to the All-WNBA First Team. It was Bird's third year in a row and Jackson's second straight year receiving the honor.
- Head Coach Anne Donovan became the first female coach to win the WNBA Championship. During the season, she also served as an assistant coach on the
- 2004 gold-medal winning U.S. Women's Senior National Team at the Olympic Summer Games in Athens, Greece. Bird was also a member of the Olympic-champion U.S. squad.
- Jackson won the silver medal, leading the Australian National Team to the Olympic final against the U.S.

2004 GAME BY GAME RESULTS



| Date | Opponent | Team | Home | Road | Total | High Scoring | High Rebound | High Assist | Opp. Scoring | Atten. |
|------------------|--------------|-----------|------|------|-------|--------------------------|-----------------------------------|--|---------------------------|--------|
| MAY | | | | | | | | | | |
| May 20 | MINNESOTA | W 88- 85 | 1-0 | 0-0 | 1-0 | Jackson-31 | Lennox-10 | Bird-4 Lennox-4 Vodichkova-4 | Edwards-17 Smith-17 | 6,624 |
| May 22 | LOS ANGELES | W 93- 67 | 2-0 | 0-0 | 2-0 | Lennox-20 | Jackson-7 | Bird-5 | Leslie-20 | 9,686 |
| May 28 | @Phoenix | L 76- 84 | 2-0 | 0-1 | 2-1 | Bird-22 | Jackson-11 | Bird-2 Lennox-2 | DeForge-24 | 5,368 |
| JUNE | | | | | | | | | | |
| Jun 1 | @Los Angeles | L 70- 73 | 2-0 | 0-2 | 2-2 | Jackson-17 | Burse-9 Sam-9 | Bird-5 | Mabika-19 | 8,652 |
| Jun 3 | PHOENIX | W 72- 45 | 3-0 | 0-2 | 3-2 | Lennox-17 | Lennox-7 | Bird-4 Vodichkova-4 | DeForge-12 | 7,668 |
| Jun 5 | @Sacramento | W 65- 63 | 3-0 | 1-2 | 4-2 | Sam-17 | Jackson-8 | Sam-8 | Griffith-20 | 7,094 |
| Jun 11 | CONNECTICUT | W 68- 63 | 4-0 | 1-2 | 5-2 | Jackson-22 | Sam-12 | Bird-6 | Douglas-13 Jones-13 | 7,012 |
| Jun 15 | @New York | W 86- 62 | 4-0 | 2-2 | 6-2 | Jackson-16 | Jackson-12 Lennox-5 | Bird-5 | Wauters-15 | 9,769 |
| Jun 18 | @Houston | W 69- 63 | 4-0 | 3-2 | 7-2 | Jackson-18 | Jackson-6 | Bird-6 | Swoopes-33 | 7,409 |
| Jun 19 | @San Antonio | W 74- 61 | 4-0 | 4-2 | 8-2 | Jackson-27 | Lennox-9 | Bird-9 | Thomas-16 | 8,558 |
| Jun 22 | HOUSTON | L 57- 63 | 4-1 | 4-2 | 8-3 | Jackson-16 | Vodichkova-12 | Bird-6 | Swoopes-18 | 8,265 |
| Jun 26 | NEW YORK | L 62- 67 | 4-2 | 4-2 | 8-4 | Vodichkova-15 | Jackson-8 | Bevilaqua-5 | Hammon-15 | 4,527 |
| JULY | | | | | | | | | | |
| Jul 1 | SAN ANTONIO | W 76- 52 | 5-2 | 4-2 | 9-4 | Bird-20 Jackson-20 | Sam-10 | Bird-7 | Goodson-10 | 6,371 |
| Jul 3 | SACRAMENTO | W 75- 61 | 6-2 | 4-2 | 10-4 | Jackson-32 | Jackson-12 | Bird-6 | Maiga-Ba-17 | 7,467 |
| Jul 7 | @Washington | L 69- 72 | 6-2 | 4-3 | 10-5 | Jackson-22 | Burse-7 Jackson-7 Jackson-8 | Bird-6 Bird-6 | Holdsclaw-23 | 11,502 |
| Jul 8 | @Charlotte | L 67- 70 | 6-2 | 4-4 | 10-6 | Jackson-24 | Jackson-8 | Bird-9 | Feaster-19 Lewis-19 | 5,493 |
| Jul 10 | @Detroit | L 65- 70 | 6-2 | 4-5 | 10-7 | Bird-21 | Vodichkova-9 | Bird-6 | Nolan-21 | 10,741 |
| Jul 12 | SAN ANTONIO | W 75- 59 | 7-2 | 4-5 | 11-7 | Jackson-25 | Bird-8 | Bird-9 | Dydek-15 | 6,800 |
| Jul 15 | @Sacramento | W 66- 63 | 7-2 | 5-5 | 12-7 | Jackson-18 | Vodichkova-7 | Lennox-6 | Bolton-14 | 11,275 |
| Jul 17 | WASHINGTON | W 85- 83* | 8-2 | 5-5 | 13-7 | Jackson-33 | Lennox-7 | Bird-5 Lennox-5 | Beard-18 | 7,867 |
| Jul 22 | INDIANA | W 59- 54 | 9-2 | 5-5 | 14-7 | Jackson-25 | Vodichkova-10 | Bird-4 | Catchings-15 Miller-15 | 8,579 |
| Jul 24 | HOUSTON | W 67- 63 | 10-2 | 5-5 | 15-7 | Jackson-26 | Jackson-9 | Bird-4 | Swoopes-23 | 8,107 |
| Jul 27 | @Houston | L 55- 80 | 10-2 | 5-6 | 15-8 | Jackson-14 | Vodichkova-6 | Vodichkova-3 Jackson-3 Sam-3 Bird-5 | Thompson-22 | 6,663 |
| Jul 30 | @Minnesota | W 70- 55 | 10-2 | 6-6 | 16-8 | Lennox-23 | Edwards-9 | Bird-5 | Hayden-12 | 8,788 |
| AUGUST | | | | | | | | | | |
| Aug 1 | CHARLOTTE | W 87- 55 | 11-2 | 6-6 | 17-8 | Jackson-25 | Edwards-8 Jackson-8 | Bird-5 | Powell-14 | 8,338 |
| SEPTEMBER | | | | | | | | | | |
| Sep 1 | SACRAMENTO | L 65- 73 | 11-3 | 6-6 | 17-9 | Lennox-19 | Vodichkova-7 | Barnes-4 | Griffith-18 | 8,408 |
| Sep 3 | @Los Angeles | L 81- 82 | 11-3 | 6-7 | 17-10 | Bird-25 | Vodichkova-8 | Bird-5 Thompson-5 | Leslie-26 | 9,721 |
| Sep 4 | @Phoenix | L 55- 63 | 11-3 | 6-8 | 17-11 | Bird-12 Vodichkova-12 | Vodichkova-8 | Bird-3 Taurasi-18 | P. Taylor-18 | 8,887 |
| Sep 8 | DETROIT | W 86- 67 | 12-3 | 6-8 | 18-11 | Bird-23 | Jackson-7 | Bird-8 | Ford-16 | 6,862 |
| Sep 10 | @Minnesota | L 61- 64 | 12-3 | 6-9 | 18-12 | Bird-15 | Bird-7 Lennox-5 | Bird-5 | Edwards-18 | 11,402 |
| Sep 12 | @Connecticut | L 64- 71 | 12-3 | 6-10 | 18-13 | Jackson-24 | Bird-5 Jackson-5 | Bird-7 | Douglas-21 | 9,341 |
| Sep 13 | @Indiana | W 76- 70 | 12-3 | 7-10 | 19-13 | Jackson-20 | Jackson-9 | Bird-7 | Catchings-16 | 9,656 |
| Sep 15 | PHOENIX | W 73- 58 | 13-3 | 7-10 | 20-13 | Jackson-25 | Lennox-8 | Bird-8 | Taurasi-20 | 7,855 |
| Sep 18 | LOS ANGELES | L 80- 83 | 13-4 | 7-10 | 20-14 | Jackson-22 | Jackson-8 | Bird-6 | Teasley-21 | 14,884 |

* OT game



Back row (L-R): Equipment Manager Skyler Young, Head Coach Anne Donovan, Suzy Batkovic, Janell Burse, Lauren Jackson, Assistant Coach Jessie Kenlaw, Strength & Conditioning Coach Chattin Hill, Video Coordinator Ayana Clinton
 Middle Row (L-R): Assistant Coach Jenny Boucek, Alicia Thompson, Natalia Vodopyanova, Simone Edwards, Iziane Castro-Marques, Director of Basketball Operations Missy Bequette
 Front row (L-R): Assistant Athletic Trainer Kate Fitzmaurice, Tanisha Wright, Sue Bird, Betty Lennox, Francesca Zara, Athletic Trainer Anmarie Henkel

2005 Seattle Storm

Regular Season Statistics (20-14)

| PLAYER | G | GS | MIN | FG | FGA | PCT | FG3 | FG3A | 3PCT | FT | FTA | PCT | OR | DR | REB | AST | PF | DQ | STL | TO | BLK | PTS | AVG |
|-------------|----|----|------|-----|------|------|-----|------|------|-----|-----|------|-----|-----|------|-----|-----|----|-----|-----|-----|------|------|
| Jackson | 34 | 34 | 1176 | 206 | 450 | .458 | 34 | 118 | .288 | 151 | 181 | .834 | 96 | 217 | 313 | 57 | 100 | 2 | 36 | 59 | 67 | 597 | 17.6 |
| Lennox | 28 | 26 | 800 | 123 | 314 | .392 | 24 | 78 | .308 | 76 | 87 | .874 | 21 | 103 | 124 | 57 | 82 | 0 | 35 | 75 | 5 | 346 | 12.4 |
| Bird | 30 | 30 | 1020 | 130 | 294 | .442 | 45 | 103 | .437 | 59 | 69 | .855 | 21 | 51 | 72 | 176 | 46 | 0 | 29 | 87 | 6 | 364 | 12.1 |
| Burse | 34 | 34 | 859 | 127 | 243 | .523 | 0 | 0 | --- | 86 | 123 | .699 | 81 | 118 | 199 | 23 | 139 | 6 | 19 | 78 | 40 | 340 | 10.0 |
| C-Marques | 33 | 32 | 879 | 93 | 242 | .384 | 24 | 72 | .333 | 59 | 73 | .808 | 23 | 74 | 97 | 49 | 73 | 0 | 18 | 59 | 4 | 269 | 8.2 |
| Batkovic-B | 29 | 0 | 461 | 76 | 174 | .437 | 2 | 7 | .286 | 45 | 58 | .776 | 26 | 68 | 94 | 26 | 85 | 1 | 17 | 32 | 24 | 199 | 6.9 |
| Wright | 34 | 8 | 528 | 49 | 106 | .462 | 0 | 1 | .000 | 24 | 36 | .667 | 20 | 37 | 57 | 53 | 60 | 1 | 18 | 40 | 3 | 122 | 3.6 |
| Thompson | 30 | 1 | 329 | 32 | 81 | .395 | 7 | 22 | .318 | 12 | 16 | .750 | 10 | 35 | 45 | 14 | 17 | 0 | 4 | 18 | 4 | 83 | 2.8 |
| Zara | 34 | 4 | 413 | 34 | 85 | .400 | 5 | 22 | .227 | 17 | 21 | .810 | 11 | 28 | 39 | 51 | 29 | 0 | 16 | 41 | 1 | 90 | 2.6 |
| Edwards | 28 | 0 | 201 | 24 | 41 | .585 | 0 | 0 | --- | 7 | 12 | .583 | 9 | 22 | 31 | 3 | 13 | 0 | 4 | 4 | 2 | 55 | 2.0 |
| Stevenson | 4 | 1 | 53 | 3 | 12 | .250 | 0 | 1 | .000 | 0 | 0 | --- | 2 | 4 | 6 | 1 | 3 | 0 | 2 | 4 | 0 | 6 | 1.5 |
| Vodopyanova | 17 | 0 | 98 | 8 | 22 | .364 | 1 | 5 | .200 | 8 | 12 | .667 | 3 | 17 | 20 | 10 | 9 | 0 | 3 | 8 | 2 | 25 | 1.5 |
| Baffle | 2 | 0 | 8 | 1 | 2 | .500 | 0 | 0 | --- | 0 | 0 | --- | 0 | 2 | 2 | 0 | 1 | 0 | 0 | 1 | 0 | 2 | 1.0 |
| STORM | 34 | - | 6825 | 906 | 2066 | .439 | 142 | 429 | .331 | 544 | 688 | .791 | 323 | 776 | 1099 | 520 | 657 | 10 | 201 | 516 | 158 | 2498 | 73.5 |
| OPPTS | 34 | - | 6825 | 892 | 2163 | .412 | 133 | 419 | .317 | 490 | 646 | .759 | 334 | 686 | 1020 | 568 | 691 | 5 | 267 | 438 | 154 | 2407 | 70.8 |

Storm Season Notes

- The Storm finished second in the Western Conference with a 20-14 record, matching the then franchise mark for regular-season wins.
- Seattle made its third postseason appearance, falling 2-1 to Houston in the First Round.
- The Storm set a club record by posting a 14-3 mark at KeyArena. The Storm finished the season with a nine-game home winning streak, the longest in team history.
- Sue Bird and Lauren Jackson were both named to the All-WNBA First Team. Bird received the honor for the fourth consecutive year and Jackson for her third straight year.
- Both Bird and Jackson were named as starters for the Western Conference in the 2005 WNBA All-Star Game
- Anne Donovan became the first female coach in WNBA history to win 100 games when the Storm beat the Minnesota Lynx at KeyArena on Aug. 18.
 Donovan became the fourth coach overall to reach the 100-win plateau.
- Sue Bird won the WNBA's assist title after finishing second the previous three seasons.
- The Storm broke the 150,000 barrier in attendance as 150,760 fans attended games at KeyArena. Seattle's 11 percent increase over 2004 attendance was the largest in the league.
- On Aug. 27, Donovan signed a contract extension to remain head coach of the Storm.

2005 GAME BY GAME RESULTS



| Date | Opponent | Team | Home | Road | Total | High Scoring | High Rebound | High Assist | Opp. Scoring | Atten. |
|---------------|--------------|-----------|------|------|-------|-------------------------|--|------------------------------|--|--------|
| MAY | | | | | | | | | | |
| May 21 | LOS ANGELES | L 50- 68 | 0-1 | 0-0 | 0-1 | Lennox-14 | Burse-11 | Bird-3 | Leslie-23 | 11,726 |
| May 27 | HOUSTON | W 79- 69 | 1-1 | 0-0 | 1-1 | Lennox-24 | Jackson-12 | Bird-7 | Snow-17 | 7,219 |
| May 29 | SAN ANTONIO | W 79- 51 | 2-1 | 0-0 | 2-1 | Jackson-21 | Jackson-7 | Bird-5 | Palmer-9 | 6,910 |
| JUNE | | | | | | | | | | |
| Jun 2 | @Phoenix | W 78- 67 | 2-1 | 1-0 | 3-1 | Burse-21 | Jackson-14 | Bird-6 | Taurasi-27 | 7,132 |
| Jun 4 | INDIANA | W 83- 77 | 3-1 | 1-0 | 4-1 | Jackson-24 | Jackson-15 | Bird-7 | White-26 | 8,651 |
| Jun 7 | @Connecticut | L 69- 81 | 3-1 | 1-1 | 4-2 | Jackson-20 | Jackson-6 | Bird-4 | Douglas-20 | 7,080 |
| Jun 8 | @Detroit | W 76- 61 | 3-1 | 2-1 | 5-2 | Burse-18 | Batkovic-Brown-7 Burse-7 Jackson-7 | Lennox-4 | Nolan-23 | 5,841 |
| Jun 10 | @Washington | L 52- 64 | 3-1 | 2-2 | 5-3 | Lennox-18 Jackson-18 | Jackson-9 | Zara-4 | Beard-16 | 10,024 |
| Jun 12 | @Charlotte | W 62- 60 | 3-1 | 3-2 | 6-3 | Jackson-17 | Jackson-14 | Jackson-4 | Sam-14 | 4,551 |
| Jun 15 | MINNESOTA | L 81- 86* | 3-2 | 3-2 | 6-4 | Jackson-26 | Castro Marques-9 | Wright-6 | Smith-21 | 7,789 |
| Jun 22 | CONNECTICUT | W 95- 86 | 4-2 | 3-2 | 7-4 | Lennox-29 | Jackson-17 | Bird-7 | McWilliams-Frank-2 | 8,120 |
| Jun 24 | @Los Angeles | L 65- 76 | 4-2 | 3-3 | 7-5 | Jackson-21 | Lennox-6 | Bird-10 | Holdsclaw-27 | 7,833 |
| Jun 26 | @Minnesota | L 70- 73 | 4-2 | 3-4 | 7-6 | Batkovic-Brown-12 | Jackson-13 | Castro Marques-5 | Smith-22 | 5,352 |
| Jun 28 | @Houston | L 67- 71 | 4-2 | 3-5 | 7-7 | Batkovic-Brown-16 | Jackson-7 | Bird-7 | Swoopes-21 | 5,610 |
| Jun 30 | @San Antonio | L 69- 81 | 4-2 | 3-6 | 7-8 | Jackson-17 | Jackson-15 | Jackson-3 | Johnson-18 | 7,451 |
| JULY | | | | | | | | | | |
| Jul 3 | SACRAMENTO | W 74- 67 | 5-2 | 3-6 | 8-8 | Jackson-31 | Jackson-13 | Bird-8 | Walker-14 | 8,371 |
| Jul 6 | @Phoenix | L 61- 73 | 5-2 | 3-7 | 8-9 | Lennox-17 | Lennox-11 | Bird-5 | Taylor-17 | 6,919 |
| Jul 13 | WASHINGTON | L 71- 78 | 5-3 | 3-7 | 8-10 | Castro Marques-19 | Jackson-8 | Bird-7 | Beard-15 | 11,080 |
| Jul 15 | SAN ANTONIO | W 92- 70 | 6-3 | 3-7 | 9-10 | Jackson-27 | Jackson-9 | Bird-7 | Milton-Jones-15 Mattera-17 Ferdinand-Harris-17 | 7,447 |
| Jul 16 | @Los Angeles | W 78- 70 | 6-3 | 4-7 | 10-10 | Jackson-20 | Jackson-8 | Bird-8 | Leslie-19 | 10,151 |
| Jul 19 | NEW YORK | W 87- 78 | 7-3 | 4-7 | 11-10 | Castro Marques-20 | Burse-11 | Bird-5 | Hammon-18 | 7,361 |
| Jul 23 | DETROIT | W 74- 71 | 8-3 | 4-7 | 12-10 | Jackson-21 | Jackson-7 Jackson-4 | Bird-4 | Nolan-22 | 8,819 |
| Jul 29 | CHARLOTTE | W 79- 68 | 9-3 | 4-7 | 13-10 | Burse-27 | Burse-6 | Bird-7 | Perkins-21 | 8,213 |
| Jul 31 | LOS ANGELES | W 77- 72 | 10-3 | 4-7 | 14-10 | Lennox-17 Jackson-17 | Jackson-10 | Bird-7 | Leslie-18 | 10,097 |
| AUGUST | | | | | | | | | | |
| Aug 4 | @Indiana | L 68- 78 | 10-3 | 4-8 | 14-11 | Jackson-14 | Jackson-9 | Bird-6 | Catchings-24 | 9,290 |
| Aug 6 | @New York | L 67- 79 | 10-3 | 4-9 | 14-12 | Jackson-25 | Jackson-7 | Bird-10 | Wauters-18 | 11,226 |
| Aug 9 | HOUSTON | W 71- 68 | 11-3 | 4-9 | 15-12 | Jackson-27 | Jackson-9 Jackson-3 Wright-3 | Bird-3 | Swoopes-34 | 9,470 |
| Aug 12 | @Minnesota | W 72- 66 | 11-3 | 5-9 | 16-12 | Bird-20 | Jackson-10 | Bird-6 | Jones-16 | 6,352 |
| Aug 14 | @Houston | L 72- 75 | 11-3 | 5-10 | 16-13 | Jackson-18 | Burse-11 | Bird-4 | Swoopes-23 | 7,992 |
| Aug 18 | MINNESOTA | W 76- 60 | 12-3 | 5-10 | 17-13 | Jackson-18 | Jackson-11 | Bird-9 | Ohlde-17 | 9,245 |
| Aug 20 | @Sacramento | L 65- 75 | 12-3 | 5-11 | 17-14 | Jackson-16 | Jackson-15 | Wright-7 | Griffith-26 | 13,027 |
| Aug 23 | @San Antonio | W 78- 51 | 12-3 | 6-11 | 18-14 | Lennox-12 Wright-12 | Jackson-11 | Bird-7 | Mattera-14 | 5,508 |
| Aug 25 | SACRAMENTO | W 76- 63 | 13-3 | 6-11 | 19-14 | Burse-17 | Castro Marques-8 | Bird-5 Zara-5 Wright-5 | Powell-17 | 9,686 |
| Aug 27 | PHOENIX | W 85- 74 | 14-3 | 6-11 | 20-14 | Bird-20 | Batkovic-Brown-6 | Bird-7 | Taurasi-31 | 11,206 |

* OT game



Back row (L-R): Cisti Greenwalt, Barbara Turner, Wendy Palmer, Janell Burse, Sue Bird, Lauren Jackson, Betty Lennox, Tiffani Johnson, Shaunzinski Gortman, Iziane Castro-Marques, Tanisha Wright, Edwige Lawson-Wade

2006 Seattle Storm

Regular Season Statistics (18-16)

| PLAYER | G | GS | MIN | FG | FGA | PCT | FG3 | FG3A | 3PCT | FT | FTA | PCT | OR | DR | REB | AST | PF | DQ | STL | TO | BLK | PTS | AVG |
|-------------|----|----|------|-----|------|------|-----|------|-------|-----|-----|------|-----|-----|------|-----|-----|----|-----|-----|-----|------|------|
| Jackson | 34 | 34 | 1176 | 206 | 450 | .458 | 34 | 118 | .288 | 151 | 181 | .834 | 96 | 217 | 313 | 57 | 100 | 2 | 36 | 59 | 67 | 597 | 17.6 |
| Jackson | 30 | 30 | 853 | 193 | 361 | .535 | 29 | 77 | .377 | 170 | 189 | .899 | 70 | 160 | 230 | 48 | 90 | 1 | 24 | 40 | 51 | 585 | 19.5 |
| Lennox | 34 | 34 | 887 | 191 | 423 | .452 | 29 | 90 | .322 | 54 | 71 | .761 | 34 | 103 | 137 | 73 | 92 | 2 | 36 | 98 | 5 | 465 | 13.7 |
| Bird | 34 | 34 | 1066 | 137 | 333 | .411 | 56 | 153 | .366 | 59 | 68 | .868 | 24 | 78 | 102 | 162 | 60 | 1 | 61 | 88 | 5 | 389 | 11.4 |
| Burse | 27 | 27 | 741 | 113 | 221 | .511 | 1 | 1 | 1.000 | 73 | 109 | .670 | 63 | 115 | 178 | 22 | 91 | 1 | 17 | 55 | 25 | 300 | 11.1 |
| Palmer | 5 | 2 | 120 | 16 | 33 | .485 | 1 | 3 | .333 | 14 | 19 | .737 | 13 | 25 | 38 | 3 | 17 | 0 | 5 | 10 | 3 | 47 | 9.4 |
| C. Marques | 34 | 26 | 657 | 91 | 194 | .469 | 25 | 65 | .385 | 39 | 59 | .661 | 16 | 56 | 72 | 47 | 58 | 0 | 23 | 49 | 2 | 246 | 7.2 |
| Turner | 34 | 9 | 622 | 71 | 159 | .447 | 10 | 40 | .250 | 64 | 77 | .831 | 26 | 60 | 86 | 48 | 56 | 0 | 13 | 47 | 6 | 216 | 6.4 |
| Johnson | 32 | 8 | 638 | 61 | 147 | .415 | 0 | 0 | --- | 28 | 37 | .757 | 31 | 93 | 124 | 17 | 66 | 0 | 10 | 31 | 17 | 150 | 4.7 |
| Wright | 33 | 0 | 507 | 42 | 119 | .353 | 2 | 14 | .143 | 38 | 45 | .844 | 19 | 41 | 60 | 41 | 53 | 0 | 11 | 53 | 2 | 124 | 3.8 |
| Gortman | 20 | 0 | 264 | 20 | 55 | .364 | 2 | 12 | .167 | 14 | 18 | .778 | 9 | 39 | 48 | 17 | 32 | 0 | 11 | 25 | 2 | 56 | 2.8 |
| Lawson-Wade | 26 | 0 | 211 | 17 | 45 | .378 | 5 | 19 | .263 | 4 | 6 | .667 | 2 | 19 | 21 | 29 | 20 | 0 | 15 | 19 | 1 | 43 | 1.7 |
| Robinson | 29 | 5 | 324 | 18 | 54 | .333 | 1 | 2 | .500 | 5 | 16 | .313 | 34 | 44 | 78 | 13 | 53 | 0 | 8 | 22 | 16 | 42 | 1.4 |
| Greenwalt | 5 | 0 | 23 | 0 | 7 | .000 | 0 | 0 | --- | 2 | 4 | .500 | 2 | 6 | 8 | 0 | 9 | 0 | 0 | 0 | 0 | 2 | 0.4 |
| Chones | 3 | 0 | 14 | 0 | 2 | .000 | 0 | 0 | --- | 0 | 0 | --- | 0 | 0 | 0 | 0 | 4 | 0 | 0 | 1 | 0 | 0 | 0.0 |
| STORM | 34 | - | 6800 | 961 | 2124 | .452 | 160 | 475 | .337 | 562 | 712 | .789 | 327 | 821 | 1148 | 514 | 682 | 5 | 232 | 570 | 127 | 2644 | 77.8 |
| OPPTS | 34 | - | 6800 | 940 | 2218 | .424 | 164 | 484 | .339 | 531 | 707 | .751 | 321 | 710 | 1031 | 520 | 684 | 8 | 297 | 486 | 116 | 2575 | 75.7 |

Storm Season Notes

- The Storm finished fourth in the Western Conference with a record of 18-16 and earned a playoff berth for the third consecutive season.

Seattle's nine road victories were a franchise record.

- Seattle fell to Los Angeles 2-1 in the First Round of the WNBA Playoffs.
- Sue Bird and Lauren Jackson were both named to the WNBA's All-Decade Team.
- Both Bird and Jackson were also named as starters for the Western Conference at the WNBA All-Star Game.
- Jackson tallied her 3,000th career point on June 7 at Chicago, becoming the youngest (25 years, 33 days) and fastest (162 career games) player in WNBA history to reach the milestone.
- The victory over Charlotte on Aug. 5 was the 120th of Anne Donovan's career, moving her past Michael Cooper and into third place on the league's all-time wins list.

2006 GAME BY GAME RESULTS



| Date | Opponent | Team | Home | Road | Total | High Scoring | High Rebound | High Assist | Opp. Scoring | Atten. |
|---------------|--------------|----------|------|------|-------|-------------------|-----------------------------------|--------------------------------|-------------------------|--------|
| MAY | | | | | | | | | | |
| May 21 | LOS ANGELES | W 90- 67 | 1-0 | 0-0 | 1-0 | Jackson-23 | Palmer-13 | Bird-9 | Leslie-24 | 9,686 |
| May 23 | HOUSTON | L 59- 84 | 1-1 | 0-0 | 1-1 | Bird-12 | Jackson-6 | Bird-3 | Canty-19 Thompson-19 | 7,541 |
| May 25 | @Phoenix | W 94- 81 | 1-1 | 1-0 | 2-1 | Jackson-35 | Jackson-9 | Bird-6 | Taurasi-28 | 10,401 |
| May 31 | @Sacramento | L 66- 87 | 1-1 | 1-1 | 2-2 | Jackson-20 | Jackson-8 | Wright-2 | Griffith-21 | 6,055 |
| JUNE | | | | | | | | | | |
| Jun 2 | PHOENIX | W 97- 87 | 2-1 | 1-1 | 3-2 | Jackson-27 | Burse-10 | Lennox-6 | Pondexter-30 | 7,753 |
| Jun 4 | SAN ANTONIO | L 87- 89 | 2-2 | 1-1 | 3-3 | Jackson-21 | Burse-6 Jackson-6 | Bird-5 Jackson-5 | Thomas-15 Wecker-15 | 7,746 |
| Jun 7 | CHICAGO | W 86- 73 | 3-2 | 1-1 | 4-3 | Jackson-19 | Burse-8 | Bird-5 | Dupree-16 Ngoyisa-16 | 5,741 |
| Jun 9 | @Connecticut | L 81- 85 | 3-2 | 1-2 | 4-4 | Burse-23 | Burse-14 | Bird-10 | Douglas-18 | 8,138 |
| Jun 11 | @Indiana | L 62- 69 | 3-2 | 1-3 | 4-5 | Lennox-20 | Bird-8 Jackson-8 | Bird-5 | Catchings-18 | 7,654 |
| Jun 14 | @Minnesota | W 74- 66 | 3-2 | 2-3 | 5-5 | Lennox-15 | Jackson-7 Lennox-7 | Bird-8 | Augustus-32 | 5,273 |
| Jun 15 | @Chicago | W 74- 61 | 3-2 | 3-3 | 6-5 | Jackson-27 | Jackson-10 | Bird-5 | Lovelace-15 | 2,956 |
| Jun 17 | @Sacramento | L 74- 76 | 3-2 | 3-4 | 6-6 | Lennox-23 | Jackson-9 | Bird-4 | Lawson-16 | 7,331 |
| Jun 21 | PHOENIX | L 80- 87 | 3-3 | 3-4 | 6-7 | Jackson-28 | Jackson-14 | Bird-8 | Pondexter-27 | 7,536 |
| Jun 23 | SAN ANTONIO | W 87- 57 | 4-3 | 3-4 | 7-7 | Jackson-27 | Burse-9 | Bird-4 Wright-4 Turner-4 | Mattera-12 | 8,555 |
| Jun 25 | @Houston | L 74- 84 | 4-3 | 3-5 | 7-8 | Lennox-29 | Burse-8 | Castro Marques-2 Bird-2 | Thompson-21 | 7,557 |
| Jun 27 | SACRAMENTO | W 68- 53 | 5-3 | 3-5 | 8-8 | Bird-18 | Jackson-12 | Turner-7 | Perperoglou-12 | 7,961 |
| Jun 28 | @Los Angeles | W 75- 67 | 5-3 | 4-5 | 9-8 | Lennox-27 | Lennox-8 | Bird-4 | T. Moore-16 | 6,774 |
| JULY | | | | | | | | | | |
| Jul 1 | MINNESOTA | W 92- 75 | 6-3 | 4-5 | 10-8 | Jackson-25 | Jackson-10 | Bird-14 | Augustus-24 | 7,240 |
| Jul 9 | INDIANA | L 62- 74 | 6-4 | 4-5 | 10-9 | Jackson-19 | Jackson-6 | Bird-4 | Catchings-20 | 8,222 |
| Jul 14 | NEW YORK | W 86- 66 | 7-4 | 4-5 | 11-9 | Jackson-26 | Burse-14 | Bird-5 | Christon-25 | 8,755 |
| Jul 16 | CONNECTICUT | L 83- 92 | 7-5 | 4-5 | 11-10 | Jackson-20 | Burse-13 | Bird-6 | Douglas-26 | 8,952 |
| Jul 18 | SACRAMENTO | L 61- 74 | 7-6 | 4-5 | 11-11 | Lennox-16 | Burse-6 Bird-6 Johnson-6 | Lawson-Wade-4 | Brunson-15 | 11,221 |
| Jul 20 | @Charlotte | L 72- 86 | 7-6 | 4-6 | 11-12 | Bird-19 | Lennox-10 | Bird-4 | Sam-23 | 10,898 |
| Jul 22 | @New York | W 91- 54 | 7-6 | 5-6 | 12-12 | Castro Marques-26 | Jackson-9 | Lawson-Wade-4 | Thorn-19 | 9,172 |
| Jul 23 | @Washington | W 73- 71 | 7-6 | 6-6 | 13-12 | Jackson-18 | Jackson-11 | Lennox-5 | Beard-30 | 7,911 |
| Jul 25 | @Phoenix | W 91- 85 | 7-6 | 7-6 | 14-12 | Bird-25 | Jackson-12 | Turner-5 | Taurasi-27 | 7,164 |
| Jul 28 | DETROIT | L 67- 77 | 7-7 | 7-6 | 14-13 | Johnson-15 | Robinson-13 | Castro Marques-2 Robinson-2 | Nolan-23 | 9,686 |
| Jul 30 | LOS ANGELES | L 70- 71 | 7-8 | 7-6 | 14-14 | Jackson-27 | Jackson-8 | Bird-7 | Leslie-31 | 9,686 |
| AUGUST | | | | | | | | | | |
| Aug 1 | @Minnesota | W 77- 75 | 7-8 | 8-6 | 15-14 | Bird-21 | Burse-7 | Bird-7 | Mann-19 | 4,704 |
| Aug 3 | WASHINGTON | W 86- 78 | 8-8 | 8-6 | 16-14 | Jackson-27 | Bird-8 | Bird-8 | Beard-23 | 9,340 |
| Aug 5 | CHARLOTTE | W 87- 81 | 9-8 | 8-6 | 17-14 | Burse-23 | Burse-12 Jackson-3 Turner-3 | Bird-3 | McCarville-17 | 9,521 |
| Aug 8 | @Detroit | W 81- 79 | 9-8 | 9-6 | 18-14 | Bird-24 | Bird-5 Burse-5 Johnson-5 | Lennox-5 | Smith-25 | 9,783 |
| Aug 10 | @San Antonio | L 65- 75 | 9-8 | 9-7 | 18-15 | Lennox-17 | Castro Marques-8 Burse-8 | Lennox-3 Wright-3 | Thomas-16 | 9,082 |
| Aug 12 | @Houston | L 72- 89 | 9-8 | 9-8 | 18-16 | Lennox-16 | Robinson-6 | Bird-5 | Thompson-31 | 9,878 |

* OT game



Back row (L-R): Head Coach Anne Donovan, Wendy Palmer, Ashley Robinson, Lauren Jackson, Janell Burse, Iziane Castro-Marques, Assistant Coach Shelley Patterson, Assistant Coach Heidi VanDerveer
 Front row (L-R): Shyra Ely, Katie Geraldts, Sue Bird, Betty Lennox, Tanisha Wright

2007 Seattle Storm

Regular Season Statistics (17-17)

| PLAYER | G | GS | MIN | FG | FGA | PCT | FG3 | FG3A | 3PCT | FT | FTA | PCT | OR | DR | REB | AST | PF | DQ | STL | TO | BLK | PTS | AVG |
|------------|----|----|------|-----|------|------|-----|------|------|-----|-----|-------|-----|-----|------|-----|-----|----|-----|-----|-----|------|------|
| Jackson | 31 | 31 | 1020 | 258 | 497 | .519 | 49 | 122 | .402 | 174 | 197 | .883 | 80 | 220 | 300 | 40 | 93 | 1 | 31 | 56 | 63 | 739 | 23.8 |
| Lennox | 34 | 34 | 937 | 155 | 362 | .428 | 34 | 99 | .343 | 110 | 121 | .909 | 47 | 113 | 160 | 92 | 75 | 0 | 36 | 91 | 5 | 454 | 13.4 |
| C. Marques | 34 | 34 | 963 | 139 | 331 | .420 | 60 | 156 | .385 | 81 | 101 | .802 | 19 | 77 | 96 | 95 | 70 | 0 | 35 | 64 | 4 | 419 | 12.3 |
| Bird | 29 | 29 | 919 | 118 | 276 | .428 | 45 | 133 | .338 | 22 | 26 | .846 | 8 | 49 | 57 | 143 | 46 | 0 | 43 | 67 | 8 | 303 | 10.4 |
| Burse | 29 | 29 | 709 | 93 | 209 | .445 | 0 | 1 | .000 | 70 | 101 | .693 | 67 | 87 | 154 | 22 | 86 | 0 | 13 | 58 | 28 | 256 | 8.8 |
| Palmer | 34 | 3 | 474 | 55 | 132 | .417 | 3 | 21 | .143 | 43 | 55 | .782 | 44 | 101 | 145 | 17 | 75 | 0 | 15 | 36 | 7 | 156 | 4.6 |
| Wright | 34 | 5 | 547 | 50 | 125 | .400 | 6 | 22 | .273 | 33 | 39 | .846 | 17 | 26 | 43 | 69 | 56 | 0 | 31 | 55 | 2 | 139 | 4.1 |
| Geraldts | 33 | 0 | 437 | 44 | 114 | .386 | 22 | 64 | .344 | 22 | 25 | .880 | 16 | 37 | 53 | 24 | 22 | 0 | 12 | 20 | 6 | 132 | 4.0 |
| Ndiaye-D. | 4 | 0 | 58 | 5 | 14 | .357 | 0 | 1 | .000 | 0 | 0 | --- | 4 | 3 | 7 | 0 | 6 | 0 | 1 | 5 | 1 | 10 | 2.5 |
| Ely-Gash | 29 | 0 | 282 | 20 | 62 | .323 | 5 | 15 | .333 | 20 | 31 | .645 | 10 | 29 | 39 | 11 | 28 | 0 | 8 | 19 | 1 | 65 | 2.2 |
| Robinson | 33 | 5 | 409 | 22 | 63 | .349 | 0 | 1 | .000 | 4 | 15 | .267 | 30 | 70 | 100 | 14 | 57 | 0 | 16 | 26 | 25 | 48 | 1.5 |
| Lewis | 7 | 0 | 33 | 4 | 13 | .308 | 0 | 3 | .000 | 2 | 2 | 1.000 | 0 | 2 | 2 | 6 | 2 | 0 | 1 | 6 | 0 | 10 | 1.4 |
| Thorburn | 2 | 0 | 8 | 1 | 2 | .500 | 0 | 0 | --- | 0 | 0 | --- | 0 | 1 | 1 | 0 | 0 | 0 | 0 | 2 | 0 | 2 | 1.0 |
| Fluker | 9 | 0 | 31 | 0 | 10 | .000 | 0 | 1 | .000 | 1 | 2 | .500 | 2 | 5 | 7 | 0 | 4 | 0 | 0 | 3 | 1 | 1 | 0.1 |
| STORM | 34 | - | 6825 | 964 | 2210 | .436 | 224 | 639 | .351 | 582 | 715 | .814 | 344 | 820 | 1164 | 533 | 620 | 1 | 242 | 533 | 151 | 2734 | 80.4 |
| OPPTS | 34 | - | 6825 | 987 | 2321 | .425 | 195 | 528 | .369 | 478 | 586 | .816 | 333 | 761 | 1094 | 591 | 642 | 6 | 272 | 495 | 112 | 2647 | 77.9 |

Storm Season Notes

- The Storm finished fourth in the Western Conference with a record of 17-17 and earned a playoff berth for the fourth consecutive season.
- Seattle finished the regular season with a three-game winning streak.
- Seattle fell to Phoenix 2-0 in the First Round of the WNBA Playoffs.
- Sue Bird and Lauren Jackson were both named as starters for the Western Conference at the WNBA All-Star Game.
- Jackson was named the winner of the 2007 WNBA MVP Award for the second time in her career.
- Jackson was also named 2007 WNBA Defensive Player of the Year, while being named to the 2007 WNBA All-Defensive First Team.
- Jackson was also named a 2007 WNBA Peak Performer, while leading the league in scoring and rebounding, averaging 23.8 points per game and 9.7 rebounds per game.
- Jackson was named to the 2007 All-WNBA First Team for the fifth consecutive season.
- Jackson scored a league record tying 47 points at Washington on July 24.
- Anne Donovan, who led the Storm to the playoffs four times and won a WNBA title in 2004, resigned.

2007 GAME BY GAME RESULTS



| Date | Opponent | Team | Home | Road | Total | High Scoring | High Rebound | High Assist | Opp. Scoring | Atten. |
|---------------|--------------|-----------|------|------|-------|---------------------------------|------------------------|------------------------------|---------------------------|--------|
| MAY | | | | | | | | | | |
| May 19 | HOUSTON | W 82- 69 | 1-0 | 0-0 | 1-0 | Castro Marques-25 | Jackson-10 | Lennox-4 | Shields-19 | 9,686 |
| May 23 | PHOENIX | W 100- 87 | 2-0 | 0-0 | 2-0 | Jackson-31 | Burse-19 | Bird-5 Lennox-5 | Pondexter-31 | 6,833 |
| May 25 | @San Antonio | L 71- 82 | 2-0 | 0-1 | 2-1 | Burse-19 | Burse-11 Jackson-11 | Bird-6 | Hammon-21 | 5,806 |
| JUNE | | | | | | | | | | |
| Jun 2 | SAN ANTONIO | L 68- 78 | 2-1 | 0-1 | 2-2 | Jackson-20 | Jackson-14 | Bird-3 Gearlds-3 | Zolman-14 | 7,035 |
| Jun 7 | @Sacramento | L 72- 81 | 2-1 | 0-2 | 2-3 | Bird-21 | Palmer-13 | Castro Marques-5 | Lawson-16 | 6,600 |
| Jun 9 | MINNESOTA | W 90- 76 | 3-1 | 0-2 | 3-3 | Jackson-30 | Jackson-9 | Bird-8 | Abrosimova-15 | 8,105 |
| Jun 12 | @Chicago | W 81- 69 | 3-1 | 1-2 | 4-3 | Jackson-19 | Burse-9 | Bird-11 | Dupree-18 | 2,645 |
| Jun 13 | @Indiana | L 62- 90 | 3-1 | 1-3 | 4-4 | Burse-18 | Jackson-7 | Bird-4 | White-23 | 5,838 |
| Jun 15 | HOUSTON | W 84- 71 | 4-1 | 1-3 | 5-4 | Jackson-30 | Burse-7 Jackson-7 | Castro Marques-4 | Maiga-Ba-18 | 7,756 |
| Jun 20 | DETROIT | L 71- 87 | 4-2 | 1-3 | 5-5 | Burse-21 | Jackson-7 | Lennox-4 | K. Smith-23 | 7,335 |
| Jun 22 | @Minnesota | L 76- 78 | 4-2 | 1-4 | 5-6 | Bird-25 | Jackson-10 | Bird-4 | Augustus-23 | 6,482 |
| Jun 24 | @Los Angeles | W 83- 71 | 4-2 | 2-4 | 6-6 | Jackson-35 | Jackson-10 | Lennox-6 | Baker-15 Spencer-15 | 8,127 |
| Jun 26 | CHICAGO | W 94- 76 | 5-2 | 2-4 | 7-6 | Jackson-33 | Jackson-12 | Bird-6 | Perkins-19 | 6,752 |
| Jun 28 | @Houston | L 76- 81 | 5-2 | 2-5 | 7-7 | Jackson-25 | Jackson-8 | Castro Marques-4 | Thompson-20 | 7,319 |
| JULY | | | | | | | | | | |
| Jul 1 | NEW YORK | W 84- 53 | 6-2 | 2-5 | 8-7 | Castro Marques-24 | Jackson-11 | Lennox-6 | Moore-10 | 6,938 |
| Jul 3 | LOS ANGELES | W 90- 71 | 7-2 | 2-5 | 9-7 | Jackson-23 | Palmer-11 | Bird-11 | Brown-16 | 7,140 |
| Jul 6 | @Houston | W 71- 55 | 7-2 | 3-5 | 10-7 | Jackson-28 | Jackson-13 | Wright-5 Castro Marques-5 | Thompson-14 | 7,645 |
| Jul 7 | @San Antonio | L 73- 80 | 7-2 | 3-6 | 10-8 | Wright-23 | Jackson-13 | Lennox-5 | Perperoglou-27 | 7,510 |
| Jul 10 | @Los Angeles | W 82- 47 | 7-2 | 4-6 | 11-8 | Castro Marques-19 | Jackson-13 | Lennox-5 Wright-5 | McWilliams-Frank-11 | 3,092 |
| Jul 11 | CONNECTICUT | L 63- 76 | 7-3 | 4-6 | 11-9 | Jackson-24 | Lennox-8 | Wright-6 | Douglas-17 | 10,891 |
| Jul 17 | @Phoenix | L 79- 89 | 7-3 | 4-7 | 11-10 | Jackson-33 | Jackson-11 | Wright-4 Castro Marques-4 | Taylor-32 | 7,804 |
| Jul 20 | @Connecticut | L 58- 76 | 7-3 | 4-8 | 11-11 | Jackson-19 | Jackson-14 | Castro Marques-5 | Whalen-19 | 9,003 |
| Jul 22 | @New York | W 77- 75 | 7-3 | 5-8 | 12-11 | Castro Marques-23 Jackson-23 | Jackson-17 | Bird-5 Moore-16 | McCarville-16 Thorn-16 | 7,531 |
| Jul 24 | @Washington | L 96- 97* | 7-3 | 5-9 | 12-12 | Jackson-47 | Jackson-14 | Bird-7 | Beard-27 | 7,036 |
| Jul 27 | INDIANA | W 89- 75 | 8-3 | 5-9 | 13-12 | Jackson-27 | Jackson-10 | Lennox-5 | DeForge-12 | 8,052 |
| Jul 29 | SAN ANTONIO | L 88- 92 | 8-4 | 5-9 | 13-13 | Jackson-29 | Lennox-7 | Bird-5 | Hammon-30 | 7,861 |
| Jul 31 | SACRAMENTO | L 74- 78 | 8-5 | 5-9 | 13-14 | Jackson-30 | Jackson-8 | Bird-6 Castro Marques-6 | Powell-28 | 7,568 |
| AUGUST | | | | | | | | | | |
| Aug 3 | @Sacramento | L 76- 82 | 8-5 | 5-10 | 13-15 | Lennox-18 | Burse-11 | Castro Marques-6 | Brunson-14 | 8,013 |
| Aug 4 | PHOENIX | W 111-101 | 9-5 | 5-10 | 14-15 | Lennox-25 | Jackson-12 | Lennox-5 | Taurasi-28 | 7,759 |
| Aug 7 | @Minnesota | L 74- 95 | 9-5 | 5-11 | 14-16 | Lennox-16 | Robinson-8 | Bird-7 | Augustus-21 | 5,018 |
| Aug 9 | @Detroit | L 70- 97 | 9-5 | 5-12 | 14-17 | Castro Marques-24 | Robinson-13 | Wright-4 | Nolan-18 | 9,355 |
| Aug 11 | WASHINGTON | W 91- 68 | 10-5 | 5-12 | 15-17 | Lennox-34 | Robinson-11 | Castro Marques-3 | Currie-13 Beard-13 | 8,443 |
| Aug 14 | MINNESOTA | W 81- 67 | 11-5 | 5-12 | 16-17 | Jackson-18 | Jackson-9 | Bird-7 | Augustus-28 | 8,144 |
| Aug 17 | LOS ANGELES | W 97- 77 | 12-5 | 5-12 | 17-17 | Jackson-32 | Jackson-15 | Bird-8 | Spencer-25 | 9,255 |

* OT game



Back row (L-R): Head Coach Brian Agler, Assistant Coach Nancy Darsch, Kristen O'Neill, Kelly Santos, Ashley Robinson, Shyra Ely, Katie Geraldts, Camille Little, Assistant Coach Shelley Patterson
 Front row (L-R): Tanisha Wright, Yolanda Griffith, Sheryl Swoopes, Lauren Jackson, Sue Bird, Swin Cash

2008 Seattle Storm

Regular Season Statistics (22-12)

| PLAYER | G | GS | MIN | FG | FGA | PCT | FG3 | FG3A | 3PCT | FT | FTA | PCT | OR | DR | REB | AST | PF | DQ | STL | TO | BLK | PTS | AVG |
|----------|----|----|------|-----|------|------|-----|------|------|-----|-----|------|-----|-----|------|-----|-----|----|-----|-----|-----|------|------|
| Jackson | 21 | 21 | 694 | 149 | 330 | .452 | 28 | 95 | .295 | 99 | 106 | .934 | 39 | 108 | 147 | 26 | 67 | 0 | 31 | 40 | 33 | 425 | 20.2 |
| Bird | 33 | 33 | 1111 | 172 | 390 | .441 | 47 | 137 | .343 | 74 | 85 | .871 | 14 | 70 | 84 | 169 | 61 | 0 | 39 | 88 | 3 | 465 | 14.1 |
| Cash | 31 | 28 | 927 | 114 | 293 | .389 | 1 | 8 | .125 | 122 | 158 | .772 | 46 | 121 | 167 | 58 | 72 | 0 | 21 | 69 | 32 | 351 | 11.3 |
| Wright | 34 | 14 | 808 | 108 | 250 | .432 | 4 | 24 | .167 | 48 | 61 | .787 | 32 | 84 | 116 | 84 | 94 | 1 | 31 | 78 | 8 | 268 | 7.9 |
| Little | 32 | 15 | 663 | 96 | 191 | .503 | 9 | 25 | .360 | 46 | 72 | .639 | 47 | 76 | 123 | 36 | 86 | 2 | 28 | 60 | 13 | 247 | 7.7 |
| Griffith | 30 | 30 | 658 | 67 | 145 | .462 | 0 | 0 | --- | 83 | 128 | .648 | 77 | 112 | 189 | 45 | 110 | 1 | 43 | 51 | 17 | 217 | 7.2 |
| Swoopes | 29 | 25 | 706 | 75 | 192 | .391 | 14 | 63 | .222 | 41 | 59 | .695 | 26 | 100 | 126 | 60 | 44 | 0 | 43 | 31 | 9 | 205 | 7.1 |
| Geraldts | 34 | 3 | 468 | 59 | 158 | .373 | 36 | 92 | .391 | 17 | 23 | .739 | 5 | 39 | 44 | 21 | 28 | 0 | 11 | 15 | 3 | 171 | 5.0 |
| Ely-Gash | 34 | 1 | 389 | 47 | 115 | .409 | 4 | 11 | .364 | 15 | 24 | .625 | 30 | 60 | 90 | 16 | 56 | 0 | 12 | 29 | 5 | 113 | 3.3 |
| Santos | 22 | 1 | 134 | 16 | 41 | .390 | 0 | 0 | --- | 15 | 23 | .652 | 10 | 18 | 28 | 5 | 26 | 0 | 4 | 10 | 2 | 47 | 2.1 |
| Beck | 17 | 0 | 93 | 4 | 9 | .444 | 4 | 6 | .667 | 5 | 6 | .833 | 2 | 10 | 12 | 6 | 7 | 0 | 4 | 4 | 2 | 17 | 1.0 |
| Robinson | 33 | 1 | 329 | 13 | 43 | .302 | 0 | 0 | --- | 3 | 10 | .300 | 29 | 43 | 72 | 12 | 62 | 0 | 12 | 28 | 20 | 29 | 0.9 |
| O'Neill | 11 | 0 | 31 | 0 | 4 | .000 | 0 | 2 | .000 | 0 | 0 | --- | 0 | 3 | 3 | 1 | 4 | 0 | 0 | 1 | 0 | 0 | 0.0 |
| Pascalau | 3 | 0 | 9 | 0 | 1 | .000 | 0 | 0 | --- | 0 | 0 | --- | 1 | 0 | 1 | 0 | 1 | 0 | 0 | 1 | 0 | 0 | 0.0 |
| STORM | 34 | - | 6800 | 899 | 2112 | .426 | 143 | 453 | .316 | 552 | 728 | .758 | 340 | 822 | 1162 | 530 | 684 | 4 | 269 | 526 | 140 | 2493 | 73.3 |
| OPPTS | 34 | - | 6800 | 861 | 2164 | .398 | 172 | 539 | .319 | 512 | 680 | .753 | 332 | 760 | 1092 | 498 | 674 | 7 | 263 | 515 | 115 | 2406 | 70.8 |

Storm Season Notes

- The Storm completed its 2008 regular-season home schedule 16-1, tying the most home wins for a WNBA team.
- The Storm tied the franchise record for longest home winning streak with a pair of 10-game streaks, including the final 10 games at Key Arena from June 20-Sept. 12.
- The Storm's 22-win season set a new franchise record.
- Seattle's 3-0 start to the 2008 season was the first time in franchise history the team remained undefeated after its first three games.
- The Storm dropped to 1-5 all-time in First Round playoff series and was eliminated in the semifinals for the fourth consecutive season.
- 1-2 in the First Round of the WNBA Playoffs.
- Sue Bird returned from the 2008 Beijing Summer Olympics with a Gold Medal, while Storm teammate Lauren Jackson finished with a Silver Medal.
- Lauren Jackson was named to the 2008 WNBA All-Defensive Second Team.
- Sue Bird and Lauren Jackson were both named to the 2008 All-WNBA Second Team.
- The Storm's seven-game winning streak, from June 29 through July 18, was the longest in team history. Six of the seven wins came by double-figures.

2008 GAME BY GAME RESULTS



| Date | Opponent | Team | Home | Road | Total | High Scoring | High Rebound | High Assist | Opp. Scoring | Atten. |
|------------------|--------------|----------|------|------|-------|----------------------------------|---------------------------------------|------------------------|--------------------------------|--------|
| MAY | | | | | | | | | | |
| May 17 | CHICAGO | W 67- 61 | 1-0 | 0-0 | 1-0 | Jackson-14 | Cash-8 | Bird-7 | Melvin-15 | 12,079 |
| May 20 | SACRAMENTO | W 74- 62 | 2-0 | 0-0 | 2-0 | Cash-17 Bird-17 Jackson-17 | Swoopes-7 | Bird-5 | Brunson-15 | 6,871 |
| May 22 | @Phoenix | W 87- 83 | 2-0 | 1-0 | 3-0 | Jackson-30 | Jackson-9 | Bird-6 | Taurasi-23 | 7,059 |
| May 24 | @San Antonio | L 72- 87 | 2-0 | 1-1 | 3-1 | Cash-15 | Jackson-7 | Bird-7 | Young-Malcolm-23 | 9,767 |
| May 30 | SAN ANTONIO | W 78- 57 | 3-0 | 1-1 | 4-1 | Jackson-28 | Griffith-10 | Bird-10 | Young-Malcolm-14 Wauters-14 | 6,810 |
| JUNE | | | | | | | | | | |
| Jun 1 | HOUSTON | W 64- 63 | 4-0 | 1-1 | 5-1 | Cash-19 | Jackson-13 | Bird-4 | Johnson-17 | 6,116 |
| Jun 3 | @New York | L 63- 77 | 4-0 | 1-2 | 5-2 | Jackson-19 | Swoopes-9 | Bird-4 | Christon-25 | 6,928 |
| Jun 4 | @Detroit | L 67- 77 | 4-0 | 1-3 | 5-3 | Jackson-27 | Griffith-9 | Bird-8 | K. Smith-33 | 8,108 |
| Jun 7 | DETROIT | W 75- 67 | 5-0 | 1-3 | 6-3 | Jackson-24 | Griffith-8 | Bird-8 | K. Smith-18 | 7,105 |
| Jun 11 | PHOENIX | W 83- 77 | 6-0 | 1-3 | 7-3 | Jackson-20 | Jackson-14 | Bird-6 | Taurasi-37 | 7,483 |
| Jun 13 | @San Antonio | L 69- 74 | 6-0 | 1-4 | 7-4 | Bird-21 | Griffith-10 | Bird-7 | Hammon-17 | 6,478 |
| Jun 14 | @Houston | L 60- 68 | 6-0 | 1-5 | 7-5 | Jackson-18 | Jackson-9 Swoopes-3 | Bird-3 | Thompson-21 | 7,023 |
| Jun 16 | CONNECTICUT | L 67- 74 | 6-1 | 1-5 | 7-6 | Jackson-26 | Swoopes-10 | Bird-5 | Jones-15 | 6,872 |
| Jun 20 | INDIANA | W 78- 70 | 7-1 | 1-5 | 8-6 | Jackson-18 | Cash-8 | Bird-5 | Sutton-Brown-14 | 7,393 |
| Jun 24 | @Los Angeles | L 62- 76 | 7-1 | 1-6 | 8-7 | Bird-11 | Jackson-7 Swoopes-4 | Bird-4 | Parker-22 | 8,032 |
| Jun 29 | WASHINGTON | W 64- 49 | 8-1 | 1-6 | 9-7 | Bird-14 | Griffith-6 | Bird-7 | Beard-16 | 7,965 |
| JULY | | | | | | | | | | |
| Jul 3 | NEW YORK | W 84- 71 | 9-1 | 1-6 | 10-7 | Jackson-33 | Cash-10 Swoopes-6 | Bird-6 | Christon-19 | 6,973 |
| Jul 5 | MINNESOTA | W 96- 71 | 10-1 | 1-6 | 11-7 | Jackson-34 | Jackson-7 | Bird-11 | Anosike-15 | 7,553 |
| Jul 8 | @Sacramento | W 79- 64 | 10-1 | 2-6 | 12-7 | Jackson-17 | Jackson-9 | Bird-9 | Kelly-12 | 5,724 |
| Jul 10 | PHOENIX | W 89- 78 | 11-1 | 2-6 | 13-7 | Jackson-25 | Griffith-8 | Cash-6 | Pondexter-20 | 10,454 |
| Jul 12 | LOS ANGELES | W 70- 52 | 12-1 | 2-6 | 14-7 | Bird-18 | Griffith-12 Griffith-3 Wright-3 | Bird-3 | Parker-14 | 10,833 |
| Jul 18 | @Indiana | W 65- 59 | 12-1 | 3-6 | 15-7 | Swoopes-15 | Griffith-10 | Bird-3 | Sutton-Brown-12 | 7,450 |
| Jul 20 | @Washington | L 57- 89 | 12-1 | 3-7 | 15-8 | Gearlds-13 | Little-12 | Little-3 | McWilliams-Frank-2 | 8,543 |
| Jul 22 | @Minnesota | W 76- 73 | 12-1 | 4-7 | 16-8 | Bird-22 | Cash-11 Bird-4 Wright-4 | Cash-4 | Houston-16 | 12,276 |
| Jul 25 | @Phoenix | L 80- 94 | 12-1 | 4-8 | 16-9 | Griffith-17 | Wright-8 | Bird-4 | Taurasi-31 | 8,323 |
| Jul 27 | SACRAMENTO | W 77- 71 | 13-1 | 4-8 | 17-9 | Bird-24 | Griffith-6 Little-6 | Wright-6 | Dorrell-13 | 8,651 |
| AUGUST | | | | | | | | | | |
| Aug 28 | HOUSTON | W 66- 49 | 14-1 | 4-8 | 18-9 | Bird-22 | Griffith-9 | Wright-5 Lyttle-10 | Hodges-10 | 8,320 |
| Aug 31 | @Connecticut | L 76- 80 | 14-1 | 4-9 | 18-10 | Bird-24 | Gearlds-5 Robinson-5 | Griffith-3 Wright-3 | Jones-20 | 9,518 |
| SEPTEMBER | | | | | | | | | | |
| Sep 2 | @Atlanta | W 83- 69 | 14-1 | 5-9 | 19-10 | Bird-21 | Griffith-7 Little-7 | Bird-9 | Lennox-25 | 7,390 |
| Sep 4 | @Chicago | W 70- 62 | 14-1 | 6-9 | 20-10 | Bird-19 | Griffith-6 | Bird-4 | Perkins-22 | 3,829 |
| Sep 6 | MINNESOTA | W 96- 88 | 15-1 | 6-9 | 21-10 | Bird-23 | Cash-6 Wright-6 | Wright-6 | Augustus-26 | 9,339 |
| Sep 9 | @Sacramento | L 74- 77 | 15-1 | 6-10 | 21-11 | Gearlds-17 Wright-17 | Wright-8 | Griffith-5 | Powell-20 | 11,644 |
| Sep 12 | ATLANTA | W 77- 72 | 16-1 | 6-10 | 22-11 | Little-21 | Ely-Gash-8 | Little-4 Wright-4 | Young-20 | 9,686 |
| Sep 14 | @Los Angeles | L 48- 65 | 16-1 | 6-11 | 22-12 | Ely-Gash-16 | Ely-Gash-8 | Wright-4 | Ferdinand-Harris-1 | 13,142 |

* OT game



Back row (L-R): Assistant Coach Shelley Patterson, Assistant Coach Nancy Darsch, Ashley Walker, Suzy Batkovic-Brown, Ashley Robinson, Janell Burse, Katie Geraldts, Head Coach Brian Agler
 Front row (L-R): Shannon Johnson, Camille Little, Lauren Jackson, Sue Bird, Tanisha Wright, Swin Cash

2009 Seattle Storm

Regular Season Statistics (20-14)

| PLAYER | G | GS | MIN | FG | FGA | PCT | FG3 | FG3A | 3PCT | FT | FTA | PCT | OR | DR | REB | AST | PF | DQ | STL | TO | BLK | PTS | AVG |
|-------------|----|----|------|-----|------|------|-----|------|------|-----|-----|------|-----|-----|------|-----|-----|----|-----|-----|-----|------|------|
| Jackson | 26 | 26 | 843 | 168 | 363 | .463 | 49 | 114 | .430 | 114 | 143 | .797 | 48 | 134 | 182 | 22 | 97 | 2 | 38 | 43 | 45 | 499 | 19.2 |
| Bird | 31 | 31 | 1101 | 154 | 377 | .408 | 54 | 150 | .360 | 35 | 41 | .854 | 12 | 66 | 78 | 179 | 50 | 0 | 47 | 81 | 3 | 397 | 12.8 |
| Wright | 33 | 33 | 1072 | 150 | 324 | .463 | 8 | 30 | .267 | 96 | 106 | .906 | 44 | 73 | 117 | 129 | 119 | 5 | 50 | 85 | 10 | 404 | 12.2 |
| Cash | 32 | 29 | 1094 | 139 | 355 | .392 | 10 | 31 | .323 | 102 | 128 | .797 | 62 | 152 | 214 | 82 | 98 | 1 | 28 | 91 | 16 | 390 | 12.2 |
| Little | 34 | 34 | 1044 | 124 | 263 | .471 | 7 | 27 | .259 | 86 | 126 | .683 | 75 | 147 | 222 | 35 | 118 | 1 | 39 | 67 | 13 | 341 | 10.0 |
| Burse | 34 | 8 | 541 | 74 | 145 | .510 | 0 | 0 | --- | 59 | 80 | .738 | 31 | 76 | 107 | 10 | 71 | 1 | 21 | 35 | 31 | 207 | 6.1 |
| Geraldts | 20 | 0 | 243 | 29 | 74 | .392 | 21 | 52 | .404 | 3 | 4 | .750 | 4 | 22 | 26 | 11 | 14 | 0 | 6 | 12 | 3 | 82 | 4.1 |
| Johnson | 34 | 6 | 618 | 36 | 107 | .336 | 18 | 61 | .295 | 47 | 55 | .855 | 14 | 48 | 62 | 52 | 56 | 0 | 27 | 52 | 7 | 137 | 4.0 |
| Atkinson | 2 | 1 | 46 | 2 | 8 | .250 | 0 | 1 | .000 | 1 | 2 | .500 | 6 | 12 | 18 | 5 | 5 | 0 | 10 | 4 | 1 | 5 | 2.5 |
| Batkovic-B. | 20 | 0 | 147 | 21 | 43 | .488 | 3 | 11 | .273 | 2 | 8 | .250 | 9 | 20 | 29 | 4 | 29 | 0 | 5 | 24 | 6 | 47 | 2.4 |
| Walker | 13 | 0 | 90 | 7 | 28 | .250 | 1 | 6 | .167 | 8 | 10 | .800 | 6 | 17 | 23 | 4 | 20 | 0 | 2 | 7 | 2 | 23 | 1.8 |
| Robinson | 26 | 2 | 167 | 5 | 25 | .200 | 0 | 1 | .000 | 2 | 4 | .500 | 5 | 19 | 24 | 2 | 31 | 0 | 2 | 10 | 13 | 12 | 0.5 |
| Franklin | 2 | 0 | 20 | 0 | 4 | .000 | 0 | 2 | .000 | 0 | 0 | --- | 0 | 2 | 2 | 1 | 2 | 0 | 1 | 1 | 0 | 0 | 0.0 |
| STORM | 34 | - | 7025 | 909 | 2116 | .430 | 171 | 486 | .352 | 555 | 707 | .785 | 316 | 788 | 1104 | 536 | 710 | 10 | 276 | 555 | 150 | 2544 | 74.8 |
| OPPTS | 34 | - | 7025 | 882 | 2150 | .410 | 202 | 585 | .345 | 510 | 671 | .760 | 332 | 746 | 1078 | 517 | 672 | 7 | 275 | 555 | 131 | 2476 | 72.8 |

Storm Season Notes

- For the second straight year, the Storm led the WNBA in scoring defense, allowing 72.8 points per game.
- The Seattle Storm completed the 2009 WNBA regular season with a record of 20-14. It was our fourth 20-win season, our second 20-win season in a row and the second with Coach Brian Agler.
- Lauren Jackson, Sue Bird and Swin Cash all were voted by fans as starters for the 2009 WNBA All-Star game.
- Lauren Jackson reached her 5,000-career-point milestone Saturday, Aug. 15 in Atlanta, becoming the fastest in league history to reach the 5,000-points plateau.
- She also reached her 2,000-career-rebound milestone on Saturday, Aug. 1 at home vs. San Antonio.
- Swin Cash also reached her 3,000-career-point milestone Saturday, Aug. 15 in Atlanta. Cash was also named the All-Star game MVP.
- Sue Bird reached the 3,000-career point milestone at Sacramento on Friday, July 17, 2009. She passed Shannon Johnson on the career assists list this season, moving into the 2nd spot on the WNBA career list with 1,425.
- Sue Bird won the 2009 WNBA Peak Performer Award for assists – she led the WNBA in assists, averaging 5.8 assists per game in 2009.
- Lauren Jackson and Tanisha Wright were named to the 2009 WNBA All-Defensive First Team.

2009 GAME BY GAME RESULTS



| Date | Opponent | Team | Home | Road | Total | High Scoring | High Rebound | High Assist | Opp. Scoring | Atten. |
|------------------|--------------|-----------|------|------|-------|-------------------------|------------------------|---------------------------------|---------------------------------------|--------|
| JUNE | | | | | | | | | | |
| Jun 6 | @Sacramento | W 71- 61 | 0-0 | 1-0 | 1-0 | Jackson-23 | Little-6 | Bird-8 | Harper-11 Penicheiro-11 | 14,824 |
| Jun 7 | SACRAMENTO | W 80- 70 | 1-0 | 1-0 | 2-0 | Jackson-25 | Tied with-5 | Bird-8 | Lawson-17 | 9,686 |
| Jun 9 | @Indiana | L 66- 73 | 1-0 | 1-1 | 2-1 | Jackson-21 | Jackson-6 Little-6 | Bird-5 | Douglas-20 | 7,253 |
| Jun 12 | @Minnesota | W 88- 71 | 1-0 | 2-1 | 3-1 | Jackson-22 | Jackson-11 | Bird-9 | Houston-18 | 6,423 |
| Jun 14 | @Chicago | L 57- 64 | 1-0 | 2-2 | 3-2 | Jackson-22 | Jackson-8 Little-8 | Wright-4 | Dupree-14 | 2,681 |
| Jun 19 | MINNESOTA | W 90- 62 | 2-0 | 2-2 | 4-2 | Jackson-26 | Johnson-6 Jackson-6 | Bird-10 | Wiggins-12 | 7,607 |
| Jun 21 | @Phoenix | W 93- 84 | 2-0 | 3-2 | 5-2 | Jackson-25 | Jackson-8 | Bird-9 | Taurasi-25 | 6,181 |
| Jun 26 | LOS ANGELES | W 69- 67 | 3-0 | 3-2 | 6-2 | Jackson-32 | Jackson-8 Wright-8 | Bird-5 | Thompson-20 | 9,686 |
| Jun 28 | @Los Angeles | L 55- 82 | 3-0 | 3-3 | 6-3 | Jackson-9 Little-9 | Cash-8 | Johnson-3 | Ferdinand-Harris-1 | 10,797 |
| JULY | | | | | | | | | | |
| Jul 1 | @Phoenix | L 81- 93 | 3-0 | 3-4 | 6-4 | Cash-17 Jackson-17 | Cash-9 | Wright-6 | Pondexter-22 Taurasi-22 | 6,341 |
| Jul 7 | SAN ANTONIO | W 66- 53 | 4-0 | 3-4 | 7-4 | Cash-18 | Cash-12 Jackson-12 | Bird-3 | Hammon-13 | 10,137 |
| Jul 9 | SACRAMENTO | W 66- 55 | 5-0 | 3-4 | 8-4 | Cash-18 | Tied with-5 | Wright-7 | Brunson-10 Dorrell-10 | 6,838 |
| Jul 12 | CHICAGO | L 81- 86 | 5-1 | 3-4 | 8-5 | Jackson-18 Wright-18 | Jackson-7 Wright-7 | Wright-7 | Dupree-28 | 6,796 |
| Jul 15 | DETROIT | L 63- 66 | 5-2 | 3-4 | 8-6 | Little-12 | Little-6 | Bird-6 | Smith-19 | 6,821 |
| Jul 17 | @Sacramento | W 69- 56 | 5-2 | 4-4 | 9-6 | Bird-20 | Little-9 | Bird-6 | Powell-13 | 6,386 |
| Jul 19 | MINNESOTA | W 72- 69 | 6-2 | 4-4 | 10-6 | Little-18 | Cash-9 | Wright-4 Bird-4 Johnson-4 | Wiggins-12 Anosike-12 Hodges-12 | 6,912 |
| Jul 22 | LOS ANGELES | W 98- 87# | 7-2 | 4-4 | 11-6 | Bird-23 | Little-14 | Bird-5 Cash-5 Bird-5 | Thompson-22 | 7,154 |
| Jul 28 | @San Antonio | L 71- 74 | 7-2 | 4-5 | 11-7 | Jackson-19 | Cash-11 | Bird-5 | Hammon-24 | 5,382 |
| AUGUST | | | | | | | | | | |
| Aug 1 | SAN ANTONIO | W 85- 82* | 8-2 | 4-5 | 12-7 | Jackson-23 | Jackson-13 | Bird-5 | Hammon-20 | 8,167 |
| Aug 4 | PHOENIX | L 90-101* | 8-3 | 4-5 | 12-8 | Wright-25 | Cash-11 Jackson-11 | Wright-7 | Taurasi-19 | 6,728 |
| Aug 6 | @Los Angeles | L 75- 79* | 8-3 | 4-6 | 12-9 | Jackson-21 | Cash-8 | Bird-6 Wright-6 | Quinn-23 | 9,735 |
| Aug 8 | NEW YORK | W 70- 69 | 9-3 | 4-6 | 13-9 | Jackson-21 | Jackson-9 | Bird-6 | McCarville-22 | 7,496 |
| Aug 13 | @Connecticut | L 53- 64 | 9-3 | 4-7 | 13-10 | Wright-13 | Jackson-10 | Bird-3 | Gruda-14 | 6,983 |
| Aug 15 | @Atlanta | L 79- 88 | 9-3 | 4-8 | 13-11 | Jackson-25 | Jackson-9 | Bird-12 | Lytte-20 | 8,751 |
| Aug 18 | @Detroit | W 79- 75 | 9-3 | 5-8 | 14-11 | Jackson-36 | Cash-7 Jackson-7 | Bird-8 | Nolan-29 | 7,392 |
| Aug 22 | INDIANA | W 74- 60 | 10-3 | 5-8 | 15-11 | Bird-16 | Cash-9 | Bird-5 Wright-5 | Douglas-12 | 8,273 |
| Aug 25 | WASHINGTON | W 78- 68 | 11-3 | 5-8 | 16-11 | Burse-14 | Little-7 | Wright-6 | Currie-13 Coleman-13 | 6,791 |
| Aug 27 | CONNECTICUT | W 86- 74 | 12-3 | 5-8 | 17-11 | Bird-21 | Little-10 | Bird-7 | Whalen-18 | 6,588 |
| Aug 29 | ATLANTA | W 91- 84% | 13-3 | 5-8 | 18-11 | Wright-25 | Little-15 | Bird-8 | McCoughtry-16 | 9,089 |
| SEPTEMBER | | | | | | | | | | |
| Sep 1 | @New York | W 65- 58 | 13-3 | 6-8 | 19-11 | Little-17 | Little-13 | Wright-3 | Kraayeveld-14 | 8,469 |
| Sep 3 | @Washington | L 67- 78 | 13-3 | 6-9 | 19-12 | Bird-17 | Cash-7 | Bird-6 | Currie-17 | 10,648 |
| Sep 5 | @Minnesota | L 68- 76 | 13-3 | 6-10 | 19-13 | Wright-20 | Little-8 | Johnson-4 Wright-4 | Houston-22 | 8,170 |
| Sep 10 | PHOENIX | L 84- 92* | 13-4 | 6-10 | 19-14 | Wright-24 | Burse-9 Little-9 | Wright-5 | Taurasi-22 | 9,089 |
| Sep 12 | @San Antonio | W 64- 55 | 13-4 | 7-10 | 20-14 | Johnson-16 | Little-11 | Johnson-5 | Zolman-12 | 10,153 |

* OT game
% 2OT game
3OT game



Back row (L-R): Assistant Coach Jenny Boucek, Assistant Coach Nancy Darsch, Head Coach Brian Agler, Abby Bishop, Ashley Robinson, Jana Vesela, Alison Lacey, Athletic Trainer Tom Spencer, Director of Basketball Operations Missy Bequette
 Front row (L-R): Strength & Conditioning Coach Melissa Harden, Svetlana Abrosimova, Tanisha Wright, Camille Little, Lauren Jackson, Swin Cash, Sue Bird, Le'Coie Willingham, Equipment Manager Danielle Yellam

2010 Seattle Storm

Regular Season Statistics (28-6)

| PLAYER | G | GS | MIN | FG | FGA | PCT | FG3 | FG3A | 3PCT | FT | FTA | PCT | OR | DR | REB | AST | PF | DQ | STL | TO | BLK | PTS | AVG |
|------------|----|----|------|-----|------|------|-----|------|------|-----|-----|-------|-----|-----|------|-----|-----|----|-----|-----|-----|------|------|
| Jackson | 32 | 32 | 993 | 220 | 476 | .462 | 54 | 156 | .346 | 162 | 178 | .910 | 89 | 175 | 264 | 38 | 91 | 0 | 30 | 46 | 38 | 656 | 20.5 |
| Cash | 34 | 34 | 1046 | 161 | 370 | .435 | 35 | 86 | .407 | 113 | 140 | .807 | 65 | 138 | 203 | 68 | 106 | 1 | 19 | 98 | 17 | 470 | 13.8 |
| Bird | 33 | 33 | 1005 | 135 | 311 | .434 | 59 | 148 | .399 | 36 | 42 | .857 | 7 | 81 | 88 | 190 | 45 | 0 | 50 | 60 | 5 | 365 | 11.1 |
| Little | 34 | 34 | 838 | 128 | 256 | .500 | 8 | 23 | .348 | 81 | 114 | .711 | 72 | 104 | 176 | 48 | 106 | 2 | 55 | 60 | 21 | 345 | 10.1 |
| Wright | 34 | 34 | 988 | 107 | 261 | .410 | 23 | 56 | .411 | 76 | 90 | .844 | 27 | 85 | 112 | 154 | 110 | 0 | 41 | 71 | 9 | 313 | 9.2 |
| Abrosimova | 34 | 1 | 686 | 97 | 234 | .415 | 38 | 101 | .376 | 25 | 44 | .568 | 24 | 80 | 104 | 69 | 72 | 1 | 40 | 61 | 3 | 257 | 7.6 |
| Willingham | 33 | 2 | 515 | 70 | 130 | .538 | 14 | 31 | .452 | 28 | 42 | .667 | 64 | 72 | 136 | 22 | 61 | 0 | 16 | 30 | 5 | 182 | 5.5 |
| Vesela | 29 | 0 | 330 | 35 | 64 | .547 | 6 | 15 | .400 | 16 | 20 | .800 | 16 | 42 | 58 | 18 | 28 | 0 | 18 | 26 | 7 | 92 | 3.2 |
| Bishop | 16 | 0 | 109 | 16 | 45 | .356 | 6 | 24 | .250 | 6 | 11 | .545 | 11 | 9 | 20 | 4 | 26 | 0 | 2 | 12 | 1 | 44 | 2.8 |
| Robinson | 30 | 0 | 245 | 19 | 46 | .413 | 0 | 0 | --- | 3 | 9 | .333 | 16 | 41 | 57 | 15 | 40 | 0 | 4 | 17 | 21 | 41 | 1.4 |
| Lacey | 21 | 0 | 144 | 4 | 35 | .114 | 3 | 27 | .111 | 5 | 5 | 1.000 | 3 | 13 | 16 | 10 | 19 | 0 | 6 | 8 | 1 | 16 | 0.8 |
| STORM | 34 | - | 6900 | 992 | 2228 | .445 | 246 | 667 | .369 | 551 | 695 | .793 | 394 | 840 | 1234 | 636 | 704 | 4 | 281 | 524 | 128 | 2781 | 81.8 |
| OPPTS | 34 | - | 6900 | 888 | 2152 | .413 | 186 | 556 | .335 | 550 | 702 | .783 | 308 | 705 | 1013 | 484 | 624 | 6 | 241 | 515 | 121 | 2512 | 73.9 |

Storm Season Notes

- The Storm became the first team since the WNBA Finals expanded to a best-of-five series to sweep its way through the postseason and the only team in league history to finish the regular season and playoffs unbeaten at home
- The Storm completed the 2010 WNBA regular season with a record of 28-6 (the WNBA's best in 2010 and a Storm franchise best). It was the team's fifth 20-win season, third 20-win season in a row and the third with Coach Brian Agler.
- The Storm has become only the fourth professional team to go through the playoffs undefeated while playing at least seven games.
- The Storm completed the 2010 regular season and postseason on a 10-game winning streak.
- The Storm went undefeated at home, joining the 2001 Los Angeles Sparks as the only team in WNBA history to do so and becoming the first team in league history to win 17 home games during the regular season.
- The Storm won 28 games, tying the record for the most wins in WNBA history (with the 2000 and 2001 L.A. Sparks, both 28-4).
- The Storm won 13 games in a row from June 18-July 30, 2010, the longest streak in team history and the third longest the WNBA has ever seen (Los Angeles, 18, June 26-Aug. 11, 2001; Houston, 15, June 27-July 30, 1998).
- The Storm started the season (20-2), equaling the WNBA record for the best start after 22 games (the 1998 Houston Comets started 25-2 and finished 27-3).
- The Storm (28-6, .824) surpassed the 2005 Seahawks (13-3, .813) for the best single-season win percentage in Seattle pro sports history.
- The Storm beat Tulsa by 46 points, 111-65, on Aug. 7 to break the WNBA record for the largest margin of victory (previously 45 by Houston at Washington, 110-65, Aug. 17, 1998) and tie the team record for most points scored in a game.
- Three Storm players (Sue Bird, Lauren Jackson & Swin Cash) were voted to the All Star team (more players than from any other team).
- Seattle became the first all-female ownership group to win a professional sports title

2010 GAME BY GAME RESULTS



| Date | Opponent | Team | Home | Road | Total | High Scoring | High Rebound | High Assist | Opp. Scoring | Atten. |
|---------------|--------------|------------|------|------|-------|------------------------------------|------------------------------|----------------------|---------------------------|--------|
| MAY | | | | | | | | | | |
| May 16 | LOS ANGELES | W 81- 67 | 1-0 | 0-0 | 1-0 | Jackson-23 | Jackson-10 | Bird-4 | Thompson-19 | 9,686 |
| May 19 | MINNESOTA | W 79- 76 | 2-0 | 0-0 | 2-0 | Cash-24 | Jackson-8 | Bird-10 | Wright-19 | 6,687 |
| May 22 | @Phoenix | W 95- 89* | 2-0 | 1-0 | 3-0 | Jackson-25 | Wright-9 | Bird-8 | Bonner-24 | 10,144 |
| May 25 | WASHINGTON | W 82- 76 | 3-0 | 1-0 | 4-0 | Bird-16 Wright-16 | Jackson-7 | Bird-7 | Currie-24 | 6,612 |
| May 27 | @Chicago | L 75- 84 | 3-0 | 1-1 | 4-1 | Jackson-15 | Jackson-11 | Bird-4 | Fowles-19 | 2,923 |
| May 30 | @San Antonio | W 84- 56 | 3-0 | 2-1 | 5-1 | Jackson-27 | Cash-8 | Bird-6 | Hodges-12 | 4,924 |
| JUNE | | | | | | | | | | |
| Jun 1 | ATLANTA | W 90- 72 | 4-0 | 2-1 | 6-1 | Jackson-32 | Jackson-10 | Bird-6 | McCoughtry-16 | 7,586 |
| Jun 5 | @Los Angeles | W 79- 75 | 4-0 | 3-1 | 7-1 | Bird-22 | Jackson-9 | Bird-6 | Parker-24 | 6,026 |
| Jun 6 | PHOENIX | W 97- 74 | 5-0 | 3-1 | 8-1 | Jackson-16 Cash-16 Little-16 | Abrosimova-7 | Bird-11 | Bonner-12 Lilley-12 | 7,827 |
| Jun 11 | LOS ANGELES | W 82- 60 | 6-0 | 3-1 | 9-1 | Jackson-17 | Jackson-9 | Bird-5 | Parker-13 | 7,286 |
| Jun 17 | @Indiana | L 65- 72 | 6-0 | 3-2 | 9-2 | Jackson-17 | Jackson-9 | Cash-4 | Douglas-15 | 7,520 |
| Jun 18 | @New York | W 92- 84 | 6-0 | 4-2 | 10-2 | Bird-22 | Jackson-12 | Bird-10 | Pondexter-24 | 8,883 |
| Jun 20 | SAN ANTONIO | W 82- 61 | 7-0 | 4-2 | 11-2 | Cash-22 | Jackson-14 | Wright-6 | Hammon-12 Holdsclaw-12 | 8,086 |
| Jun 25 | INDIANA | W 85- 81 | 8-0 | 4-2 | 12-2 | Jackson-28 | Jackson-7 | Wright-10 | Douglas-29 | 9,083 |
| Jun 27 | @Tulsa | W 83- 72 | 8-0 | 5-2 | 13-2 | Jackson-24 | Little-9 | Wright-10 | Dorrell-16 | 4,865 |
| Jun 29 | SAN ANTONIO | W 86- 72 | 9-0 | 5-2 | 14-2 | Jackson-31 | Jackson-15 | Wright-12 | Hammon-24 | 7,823 |
| JULY | | | | | | | | | | |
| Jul 3 | @Los Angeles | W 75- 62 | 9-0 | 6-2 | 15-2 | Jackson-20 | Jackson-8 Cash-8 | Bird-7 | Toliver-18 | 9,319 |
| Jul 6 | NEW YORK | W 78- 70 | 10-0 | 6-2 | 16-2 | Cash-20 | Cash-11 | Little-4 Wright-4 | McWilliams-Frank-2 | 11,012 |
| Jul 14 | @Phoenix | W 111-107# | 10-0 | 7-2 | 17-2 | Jackson-31 | Jackson-18 | Bird-8 | Taurasi-44 | 13,508 |
| Jul 17 | @Minnesota | W 73- 71 | 10-0 | 8-2 | 18-2 | Jackson-26 | Cash-11 | Wright-10 | Brunson-19 | 7,216 |
| Jul 20 | @San Antonio | W 80- 74 | 10-0 | 9-2 | 19-2 | Jackson-21 | Jackson-7 Cash-7 | Wright-7 | Young-Malcolm-18 | 12,414 |
| Jul 25 | TULSA | W 75- 59 | 11-0 | 9-2 | 20-2 | Jackson-16 | Willingham-10 Bird-6 | Wright-6 | Zolman-19 | 9,686 |
| Jul 27 | PHOENIX | W 91- 85 | 12-0 | 9-2 | 21-2 | Jackson-33 | Jackson-11 | Bird-7 | Taurasi-27 | 8,044 |
| Jul 30 | CHICAGO | W 80- 60 | 13-0 | 9-2 | 22-2 | Cash-16 | Little-7 Willingham-7 | Bird-8 | Fowles-13 | 7,749 |
| AUGUST | | | | | | | | | | |
| Aug 1 | @Minnesota | L 71- 72 | 13-0 | 9-3 | 22-3 | Bird-16 | Robinson-7 | Bird-10 | Augustus-24 | 7,312 |
| Aug 3 | @Tulsa | L 75- 84 | 13-0 | 9-4 | 22-4 | Bird-19 | Bird-7 | Wright-7 | Dorrell-21 | 3,697 |
| Aug 5 | CONNECTICUT | W 83- 82 | 14-0 | 9-4 | 23-4 | Jackson-31 | Jackson-8 | Bird-6 | Charles-23 | 7,539 |
| Aug 7 | TULSA | W 111- 65 | 15-0 | 9-4 | 24-4 | Abrosimova-20 | Jackson-10 | Abrosimova-8 | Latta-14 | 9,686 |
| Aug 10 | @Atlanta | W 80- 70 | 15-0 | 10-4 | 25-4 | Jackson-14 Wright-14 | Jackson-8 | Abrosimova-6 | McCoughtry-16 | 6,042 |
| Aug 13 | @Connecticut | L 68- 88 | 15-0 | 10-5 | 25-5 | Abrosimova-19 | Robinson-7 | Abrosimova-6 | Jones-19 | 9,197 |
| Aug 15 | @Washington | L 71- 80 | 15-0 | 10-6 | 25-6 | Cash-15 | Abrosimova-6 Willingham-6 | Bird-7 | Currie-25 | 9,438 |
| Aug 17 | MINNESOTA | W 68- 64 | 16-0 | 10-6 | 26-6 | Jackson-24 | Little-14 | Bird-8 | Whalen-20 | 7,394 |
| Aug 20 | @Phoenix | W 78- 73 | 16-0 | 11-6 | 27-6 | Cash-13 | Bird-7 | Bird-5 | Braxton-15 | 12,459 |
| Aug 21 | LOS ANGELES | W 76- 75 | 17-0 | 11-6 | 28-6 | Little-22 | Cash-7 | Bird-9 | Thompson-20 | 9,686 |

* OT game
% 2OT game
3OT game



Back row (L-R): Head Coach Brian Agler, Director of Basketball Operations Missy Bequette, Belinda Snell, Ewelina Kobryn, Allie Quigley, Assistant Coach Jenny Boucek, Athletic Trainer Tom Spencer, Equipment Manager Kayce Kirihara
 Front row (L-R): Tanisha Wright, Katie Smith, Swin Cash, Lauren Jackson, Ashley Robinson, Camille Little, Le'Coie Willingham, Sue Bird

2011 Seattle Storm

Regular Season Statistics (21-13)

| PLAYER | G | GS | MIN | FG | FGA | PCT | FG3 | FG3A | 3PCT | FT | FTA | PCT | OR | DR | REB | AST | PF | DQ | STL | TO | BLK | PTS | AVG |
|------------|----|----|------|-----|------|-------|-----|------|------|-----|-----|-------|-----|-----|------|-----|-----|----|-----|-----|-----|------|------|
| Bird | 34 | 34 | 1123 | 183 | 408 | .449 | 71 | 166 | .428 | 63 | 72 | .875 | 14 | 85 | 99 | 165 | 43 | 0 | 48 | 80 | 6 | 500 | 14.7 |
| Cash | 34 | 34 | 1128 | 151 | 381 | .396 | 35 | 123 | .285 | 115 | 136 | .846 | 52 | 182 | 234 | 81 | 100 | 1 | 32 | 94 | 21 | 452 | 13.3 |
| Jackson | 13 | 13 | 322 | 53 | 134 | .396 | 14 | 45 | .311 | 38 | 43 | .884 | 11 | 53 | 64 | 4 | 33 | 1 | 13 | 17 | 11 | 158 | 12.2 |
| Wright | 33 | 32 | 953 | 118 | 240 | .492 | 18 | 49 | .367 | 78 | 87 | .897 | 25 | 81 | 106 | 97 | 97 | 0 | 40 | 90 | 1 | 332 | 10.1 |
| Little | 33 | 33 | 887 | 129 | 278 | .464 | 5 | 22 | .227 | 55 | 83 | .663 | 46 | 125 | 171 | 54 | 110 | 1 | 45 | 75 | 22 | 318 | 9.6 |
| Smith | 34 | 3 | 853 | 88 | 223 | .395 | 49 | 124 | .395 | 30 | 35 | .857 | 17 | 62 | 79 | 68 | 66 | 0 | 24 | 45 | 5 | 255 | 7.5 |
| Willingham | 34 | 8 | 649 | 87 | 184 | .473 | 11 | 40 | .275 | 34 | 53 | .642 | 53 | 90 | 143 | 37 | 61 | 0 | 18 | 45 | 7 | 219 | 6.4 |
| Robinson | 34 | 13 | 583 | 59 | 122 | .484 | 0 | 1 | .000 | 11 | 22 | .500 | 41 | 91 | 132 | 24 | 91 | 2 | 22 | 44 | 33 | 129 | 3.8 |
| Snell | 21 | 0 | 134 | 11 | 28 | .393 | 8 | 21 | .381 | 11 | 13 | .846 | 3 | 12 | 15 | 7 | 18 | 0 | 3 | 9 | 2 | 41 | 2.0 |
| Kobryn | 18 | 0 | 123 | 11 | 30 | .367 | 2 | 7 | .286 | 2 | 3 | .667 | 5 | 17 | 22 | 6 | 16 | 0 | 5 | 8 | 6 | 26 | 1.4 |
| Quigley | 7 | 0 | 14 | 1 | 5 | .200 | 0 | 1 | .000 | 2 | 2 | 1.000 | 1 | 3 | 4 | 1 | 1 | 0 | 1 | 1 | 1 | 4 | 0.6 |
| Thomas | 7 | 0 | 22 | 1 | 1 | 1.000 | 0 | 0 | --- | 0 | 0 | --- | 1 | 3 | 4 | 1 | 7 | 0 | 2 | 7 | 2 | 2 | 0.3 |
| Ibekwe | 3 | 0 | 8 | 0 | 2 | .000 | 0 | 0 | --- | 0 | 0 | --- | 0 | 3 | 3 | 0 | 0 | 0 | 0 | 1 | 0 | 0 | 0.0 |
| STORM | 34 | - | 6800 | 892 | 2036 | .438 | 213 | 599 | .356 | 439 | 549 | .800 | 269 | 807 | 1076 | 545 | 643 | 5 | 253 | 547 | 117 | 2436 | 71.6 |
| OPPTS | 34 | - | 6800 | 885 | 2116 | .418 | 168 | 468 | .359 | 437 | 572 | .764 | 291 | 722 | 1013 | 509 | 545 | 1 | 269 | 482 | 127 | 2375 | 69.9 |

Storm Season Notes

- The Storm reached the 20-win mark for the fourth consecutive season and became just the second team in the WNBA history to be so consistently successful for so long. The 21 wins rank third in franchise history (28 in 2010, 22 in 2008).
- The Storm's eighth playoff appearance in a row ties the Sparks for the longest streak in WNBA history.
- The Storm finished the season 15-2 at KeyArena, tying Connecticut for the league's best home record. Under Agler, the Storm improved to 61-7 (.897) at home.
- Katie Smith reached 6,000 points in the season's final game, becoming just the third WNBA player to the mark. Counting the 1,433 she scored in the ABL, Smith is the all-time leading scorer in women's professional basketball history with 7,448 points.
- Sue Bird and Swin Cash both joined the 4,000-point club.
- Bird and Cash represented the Storm as starters for the Western Conference All-Star team. Cash was named All-Star MVP.
- The last win of the regular season saw Brian Agler tie Van Chancellor for the most wins by a coach in women's professional basketball history with 211 (72 ABL, 138 WNBA).

2011 GAME BY GAME RESULTS



| Date | Opponent | Team | Home | Road | Total | High Scoring | High Rebound | High Assist | Opp. Scoring | Atten. |
|------------------|--------------|----------|------|------|-------|-------------------------|-------------------------------|--------------------------------|------------------------------------|--------|
| JUNE | | | | | | | | | | |
| Jun 4 | PHOENIX | W 78- 71 | 1-0 | 0-0 | 1-0 | Little-18 | Little-9 | Bird-10 | Taurasi-31 | 11,548 |
| Jun 9 | MINNESOTA | L 74- 81 | 1-1 | 0-0 | 1-1 | Bird-24 | Cash-7 Jackson-7 | Cash-5 | Brunson-22 | 6,291 |
| Jun 17 | INDIANA | W 68- 54 | 2-1 | 0-0 | 2-1 | Cash-14 | Cash-8 | Cash-5 | Douglas-11 | 8,178 |
| Jun 19 | @Los Angeles | L 50- 74 | 2-1 | 0-1 | 2-2 | Bird-15 | Little-8 Wright-4 | Cash-4 | Hoffman-12 | 9,119 |
| Jun 21 | @Tulsa | W 82- 77 | 2-1 | 1-1 | 3-2 | Bird-21 | Cash-9 | Bird-6 | Jackson-Jones-20 | 4,612 |
| Jun 24 | MINNESOTA | W 65- 55 | 3-1 | 1-1 | 4-2 | Little-16 | Cash-9 | Bird-8 | Augustus-17 | 7,914 |
| JULY | | | | | | | | | | |
| Jul 1 | @Connecticut | L 70- 75 | 3-1 | 1-2 | 4-3 | Cash-25 | Cash-9 | Smith-4 | Charles-207,748 | |
| Jul 3 | @Washington | W 73- 63 | 3-1 | 2-2 | 5-3 | Cash-19 | Cash-7 | Bird-5 | Dunlap-19 | 11,604 |
| Jul 5 | @Indiana | L 61- 78 | 3-1 | 2-3 | 5-4 | Bird-21 | Willingham-8 | Bird-5 Wright-5 | Davenport-15 | 6,525 |
| Jul 9 | LOS ANGELES | W 99- 80 | 4-1 | 2-3 | 6-4 | Cash-26 | Willingham-7 | Bird-8 | Lavender-21 | 9,686 |
| Jul 12 | WASHINGTON | W 79- 71 | 5-1 | 2-3 | 7-4 | Bird-22 | Cash-6 Smith-6 Wright-6 | Wright-7 | Coleman-16 | 13,384 |
| Jul 14 | @San Antonio | L 66- 69 | 5-1 | 2-4 | 7-5 | Wright-18 | Robinson-7 Willingham-7 | Bird-7 | Adams-23 | 9,167 |
| Jul 16 | @Minnesota | L 62- 69 | 5-1 | 2-5 | 7-6 | Wright-18 | Cash-9 | Smith-4 | Augustus-19 | 7,733 |
| Jul 19 | @Chicago | L 69- 78 | 5-1 | 2-6 | 7-7 | Bird-26 | Robinson-10 | Bird-4 Smith-4 Wright-4 | Fowles-24 | 6,026 |
| Jul 21 | SAN ANTONIO | W 73- 55 | 6-1 | 2-6 | 8-7 | Wright-17 | Cash-9 Robinson-9 | Bird-7 | Young-Malcolm-12 | 6,922 |
| Jul 26 | @Phoenix | W 83- 77 | 6-1 | 3-6 | 9-7 | Bird-18 | Cash-8 Willingham-8 | Bird-7 | Taurasi-26 | 6,108 |
| Jul 29 | @Minnesota | L 67- 92 | 6-1 | 3-7 | 9-8 | Cash-18 | Kobryn-9 | Cash-4 Wright-4 | Augustus-16 Wiggins-16 | 7,856 |
| Jul 30 | @Tulsa | W 89- 72 | 6-1 | 4-7 | 10-8 | Bird-29 | Cash-9 | Bird-7 | Jackson-Jones-16 | 5,067 |
| AUGUST | | | | | | | | | | |
| Aug 2 | SAN ANTONIO | W 78- 64 | 7-1 | 4-7 | 11-8 | Bird-17 | Cash-9 | Wright-7 | Dorrell-12 | 6,179 |
| Aug 5 | CONNECTICUT | W 81- 79 | 8-1 | 4-7 | 12-8 | Bird-20 | Cash-7 | Cash-5 Wright-5 | Montgomery-19 | 7,289 |
| Aug 7 | @Atlanta | L 53- 70 | 8-1 | 4-8 | 12-9 | Cash-16 | Smith-6 | Bird-3 | McCoughtry-17 | 7,337 |
| Aug 9 | @New York | L 56- 58 | 8-1 | 4-9 | 12-10 | Bird-17 | Cash-7 Willingham-7 | Bird-4 Wright-4 | Pondexter-19 | 6,732 |
| Aug 11 | TULSA | W 77- 63 | 9-1 | 4-9 | 13-10 | Little-19 | Little-7 | Bird-3 Little-3 Wright-3 | Cabbage-24 | 6,503 |
| Aug 13 | ATLANTA | L 63- 92 | 9-2 | 4-9 | 13-11 | Smith-15 | Robinson-6 | Bird-3 | Castro Marques-17 McCoughtry-17 | 9,686 |
| Aug 16 | @Phoenix | L 79- 81 | 9-2 | 4-10 | 13-12 | Bird-23 | Cash-15 | Bird-8 | Taurasi-24 | 8,870 |
| Aug 20 | NEW YORK | W 63- 62 | 10-2 | 4-10 | 14-12 | Jackson-20 | Cash-7 Jackson-7 | Bird-4 Smith-4 | Pierson-15 | 7,139 |
| Aug 23 | SAN ANTONIO | W 63- 55 | 11-2 | 4-10 | 15-12 | Wright-16 | Cash-9 | Bird-5 | Young-Malcolm-14 | 6,559 |
| Aug 25 | TULSA | W 74- 57 | 12-2 | 4-10 | 16-12 | Jackson-14 | Robinson-9 | Bird-4 | Jackson-Jones-12 Swoopes-12 | 6,887 |
| Aug 28 | LOS ANGELES | W 65- 63 | 13-2 | 4-10 | 17-12 | Jackson-14 Wright-14 | Cash-7 Bird-7 | Bird-4 | Parker-19 | 9,686 |
| Aug 30 | @Los Angeles | L 62- 68 | 13-2 | 4-11 | 17-13 | Bird-15 | Cash-8 Wright-8 | Bird-4 Wright-4 | Parker-27 | 9,023 |
| SEPTEMBER | | | | | | | | | | |
| Sep 2 | @Tulsa | W 78- 72 | 13-2 | 5-11 | 18-13 | Bird-21 | Willingham-7 | Bird-5 Wright-5 | Lacy-18 | 6,117 |
| Sep 3 | @San Antonio | W 70- 60 | 13-2 | 6-11 | 19-13 | Bird-15 | Cash-12 | Bird-6 | Young-Malcolm-22 | 9,575 |
| Sep 9 | PHOENIX | W 85- 70 | 14-2 | 6-11 | 20-13 | Smith-26 | Cash-14 | Bird-6 | Taurasi-36 | 9,686 |
| Sep 11 | CHICAGO | W 81- 70 | 15-2 | 6-11 | 21-13 | Little-17 Smith-17 | Cash-5 Little-5 | Bird-5 Little-5 | Fowles-30 | 13,659 |

* OT game
% 2OT game
3OT game

2015 SEATTLE STORM MEDIA GUIDE



Back row (L-R): Alysha Clark, Svetlana Abrosimova, Camille Little, Shekinna Stricklen, Tanisha Wright, Sue Bird, Ann Wauters, Katie Smith, Tina Thompson, Ewelina Kobryn, Lauren Jackson

**2012 Seattle Storm
Regular Season Statistics (16-18)**

| PLAYER | G | GS | MIN | FG | FGA | PCT | FG3 | FG3A | 3PCT | FT | FTA | PCT | OR | DR | REB | AST | PF | DQ | STL | TO | BLK | PTS | AVG |
|------------|----|----|------|-----|------|-------|-----|------|-------|-----|-----|-------|-----|-----|------|-----|-----|----|-----|-----|-----|------|------|
| Bird | 29 | 29 | 898 | 133 | 290 | 0.459 | 53 | 138 | 0.384 | 36 | 46 | 0.783 | 6 | 77 | 83 | 155 | 32 | 0 | 26 | 65 | 3 | 355 | 12.2 |
| Little | 34 | 34 | 947 | 130 | 274 | 0.474 | 11 | 33 | 0.333 | 113 | 153 | 0.739 | 52 | 123 | 175 | 63 | 93 | 0 | 24 | 93 | 17 | 384 | 11.3 |
| Jackson | 9 | 9 | 167 | 34 | 80 | 0.425 | 6 | 29 | 0.207 | 18 | 25 | 0.72 | 7 | 43 | 50 | 2 | 20 | 0 | 4 | 12 | 7 | 92 | 10.2 |
| Wauters | 25 | 17 | 574 | 95 | 183 | 0.519 | 9 | 20 | 0.45 | 42 | 57 | 0.737 | 33 | 113 | 146 | 36 | 48 | 0 | 14 | 57 | 18 | 241 | 9.6 |
| Thompson | 29 | 5 | 551 | 91 | 206 | 0.442 | 41 | 96 | 0.427 | 35 | 42 | 0.833 | 24 | 76 | 100 | 14 | 66 | 0 | 14 | 37 | 22 | 258 | 8.9 |
| Stricklen | 34 | 3 | 784 | 100 | 253 | 0.395 | 37 | 117 | 0.316 | 36 | 52 | 0.692 | 28 | 119 | 147 | 40 | 70 | 0 | 24 | 35 | 8 | 273 | 8 |
| Wright | 32 | 32 | 953 | 88 | 236 | 0.373 | 10 | 52 | 0.192 | 67 | 78 | 0.859 | 23 | 74 | 97 | 140 | 88 | 0 | 38 | 85 | 4 | 253 | 7.9 |
| Smith | 34 | 31 | 919 | 77 | 187 | 0.412 | 44 | 110 | 0.4 | 31 | 37 | 0.838 | 8 | 85 | 93 | 73 | 82 | 1 | 20 | 51 | 4 | 229 | 6.7 |
| Kobryn | 33 | 6 | 438 | 56 | 136 | 0.412 | 10 | 27 | 0.37 | 36 | 50 | 0.72 | 16 | 62 | 78 | 15 | 46 | 1 | 16 | 41 | 14 | 158 | 4.8 |
| Abrosimova | 19 | 4 | 329 | 34 | 98 | 0.347 | 8 | 36 | 0.222 | 11 | 24 | 0.458 | 11 | 45 | 56 | 31 | 26 | 0 | 20 | 40 | 3 | 87 | 4.6 |
| Clark | 23 | 0 | 238 | 29 | 53 | 0.547 | 9 | 20 | 0.45 | 12 | 17 | 0.706 | 13 | 34 | 47 | 7 | 27 | 0 | 5 | 19 | 1 | 79 | 3.4 |
| Dunlap | 5 | 0 | 28 | 3 | 10 | 0.3 | 0 | 1 | 0 | 7 | 10 | 0.7 | 7 | 4 | 11 | 1 | 4 | 0 | 0 | 3 | 0 | 13 | 2.6 |
| STORM | 34 | - | 6825 | 870 | 2006 | 0.434 | 238 | 679 | 0.351 | 444 | 591 | 0.751 | 228 | 855 | 1083 | 577 | 602 | 2 | 205 | 578 | 101 | 2422 | 71.2 |
| OPPTS | 34 | - | 6825 | 877 | 2244 | 0.391 | 212 | 620 | 0.342 | 470 | 615 | 0.764 | 360 | 785 | 1145 | 511 | 592 | 2 | 307 | 462 | 123 | 2436 | 71.6 |

Storm Season Notes

- Tied a franchise high with 14 made three-point field goals against Minnesota on May 27 as well as against Tulsa on Sept. 6
- 101 points scored against Tulsa were fourth most in franchise history
- 238 three-point fields goal made on the year were second most in franchise history
- 577 assists on the year were second most in franchise history
- 855 defensive rebounds were a franchise record for a single-season and 1,145 total rebounds also set a single-season franchise record
- 212 three-point field goals made on the year were the most in franchise history
- Tanisha Wright scored her 1,750th career point on June 9 against San Antonio
- Shekinna Stricklen averaged 8.1 points per game, the most by any Storm rookie since 2002
- Against Los Angeles on May 22, Camille Little recorded her 1,500th career point, 200th steal and 200th assist in the same game

2012 GAME BY GAME RESULTS



| Date | Opponent | Team | Home | Road | Total | High Scoring | High Rebound | High Assist | Opp. Scoring | Atten. |
|------------------|--------------|-----------|------|------|-------|---------------|--------------|-------------|--------------------|--------|
| MAY | | | | | | | | | | |
| May 18 | LOS ANGELES | L 66- 72 | 0-1 | 0-0 | 0-1 | Wauters-17 | Thompson-8 | Bird-6 | Toliver-25 | 9,686 |
| May 22 | @Los Angeles | L 61- 74 | 0-1 | 0-1 | 0-2 | Wauters-15 | Wauters-8 | Bird-5 | Parker-21 | 10,717 |
| May 27 | @Minnesota | L 71- 84 | 0-1 | 0-2 | 0-3 | Wauters-13 | Wauters-9 | Bird-9 | Moore-19 | 7,832 |
| JUNE | | | | | | | | | | |
| Jun 1 | TULSA | W 76- 58 | 1-1 | 0-2 | 1-3 | Bird-27 | Little-9 | Wright-4 | Lacy-12 | 7,489 |
| Jun 3 | @Los Angeles | L 65- 67 | 1-1 | 0-3 | 1-4 | Smith-19 | Wauters-7 | Bird-6 | Toliver-23 | 12,639 |
| Jun 6 | @Minnesota | L 55- 79 | 1-1 | 0-4 | 1-5 | Wright-14 | Dunlap-5 | Bird-3 | McWilliams-Frank-1 | 8,263 |
| Jun 9 | @San Antonio | L 67- 80 | 1-1 | 0-5 | 1-6 | Stricklen-14 | Wauters-5 | Wright-3 | Adams-13 | 8,187 |
| Jun 13 | @Chicago | L 58- 74 | 1-1 | 0-6 | 1-7 | Thompson-13 | Little-8 | Wright-6 | Prince-17 | 4,681 |
| Jun 15 | @Tulsa | W 86- 73 | 1-1 | 1-6 | 2-7 | Bird-21 | Stricklen-8 | Bird-10 | Lacy-16 | 5,100 |
| Jun 17 | MINNESOTA | W 65- 62 | 2-1 | 1-6 | 3-7 | Bird-21 | Wauters-8 | Wright-7 | Moore-14 | 8,349 |
| Jun 22 | SAN ANTONIO | W 82- 76 | 3-1 | 1-6 | 4-7 | Wright-20 | Thompson-5 | Wright-8 | Perkins-20 | 6,849 |
| Jun 24 | WASHINGTON | W 72- 55 | 4-1 | 1-6 | 5-7 | Bird-14 | Thompson-9 | Wright-5 | Langhorne-21 | 6,979 |
| Jun 26 | @Washington | W 79- 71 | 4-1 | 2-6 | 6-7 | Wauters-14 | Wauters-7 | Wright-5 | Langhorne-20 | 6,645 |
| Jun 30 | @New York | L 59- 77 | 4-1 | 2-7 | 6-8 | Bird-25 | Little-7 | Bird-3 | Carson-22 | 6,724 |
| Jun 30 | | | | | | Wauters-10 | Thompson-10 | Little-3 | | |
| JULY | | | | | | | | | | |
| Jul 1 | @Connecticut | W 89- 83* | 4-1 | 3-7 | 7-8 | Little-27 | Little-9 | Bird-8 | Lawson-22 | 9,201 |
| Jul 7 | @Los Angeles | L 59- 83 | 4-1 | 3-8 | 7-9 | Little-12 | Thompson-7 | Wright-8 | Toliver-23 | 12,229 |
| Jul 8 | PHOENIX | W 83- 68 | 5-1 | 3-8 | 8-9 | Bird-31 | Little-9 | Wright-5 | Bonner-12 | 8,639 |
| Jul 11 | ATLANTA | L 59- 70 | 5-2 | 3-8 | 8-10 | Stricklen-16 | Stricklen-9 | Bird-8 | Lyttle-21 | 9,686 |
| Jul 13 | @Phoenix | W 83- 64 | 5-2 | 4-8 | 9-10 | Smith-19 | Stricklen-11 | Bird-9 | Bonner-18 | 7,647 |
| AUGUST | | | | | | | | | | |
| Aug 16 | PHOENIX | W 72- 58 | 6-2 | 4-8 | 10-10 | Little-17 | Little-6 | Wright-8 | Prahalis-15 | 6,987 |
| Aug 18 | LOS ANGELES | L 71- 82 | 6-3 | 4-8 | 10-11 | Wright-21 | Clark-6 | Wright-4 | Toliver-22 | 9,127 |
| Aug 21 | MINNESOTA | L 73- 86 | 6-4 | 4-8 | 10-12 | Little-20 | Little-5 | Bird-4 | Augustus-22 | 6,169 |
| Aug 23 | INDIANA | L 66- 68 | 6-5 | 4-8 | 10-13 | Little-15 | Stricklen-5 | Wright-5 | Catchings-18 | 5,819 |
| Aug 26 | NEW YORK | W 84- 66 | 7-5 | 4-8 | 11-13 | Bird-18 | Little-8 | Bird-10 | Pondexter-23 | 6,459 |
| Aug 30 | PHOENIX | L 68- 75 | 7-6 | 4-8 | 11-14 | Little-11 | Wright-8 | Bird-8 | Bonner-24 | 6,379 |
| SEPTEMBER | | | | | | | | | | |
| Sep 6 | TULSA | W 101- 74 | 8-6 | 4-8 | 12-14 | Jackson-23 | Stricklen-8 | Wright-8 | Latta-18 | 5,948 |
| Sep 8 | @Tulsa | W 89- 66 | 8-6 | 5-8 | 13-14 | Little-28 | Little-9 | Wright-7 | Latta-14 | 7,415 |
| Sep 11 | @Atlanta | L 61- 77 | 8-6 | 5-9 | 13-15 | Jackson-14 | Jackson-9 | Bird-6 | McCoughtry-23 | 5,558 |
| Sep 12 | @Indiana | L 48- 72 | 8-6 | 5-10 | 13-16 | Abrosimova-11 | Jackson-10 | Smith-3 | Douglas-16 | 6,337 |
| Sep 14 | @San Antonio | L 66- 90 | 8-6 | 5-11 | 13-17 | Wauters-12 | Wauters-9 | Tied with-4 | Hammon-25 | 7,109 |
| Sep 16 | CONNECTICUT | L 58- 60 | 8-7 | 5-11 | 13-18 | Thompson-12 | Smith-8 | Wright-8 | Lawson-13 | 7,748 |
| Sep 18 | CHICAGO | W 75- 60 | 9-7 | 5-11 | 14-18 | Stricklen-12 | Stricklen-8 | Bird-8 | Prince-21 | 6,459 |
| Sep 21 | SAN ANTONIO | W 84- 75 | 10-7 | 5-11 | 15-18 | Wauters-16 | Wauters-8 | Smith-6 | Adams-16 | 8,494 |
| Sep 23 | @Phoenix | W 71- 57 | 10-7 | 6-11 | 16-18 | Smith-16 | Wauters-13 | Smith-5 | Bonner-13 | 7,576 |

* OT game
 % 2OT game
 # 3OT game

2015 SEATTLE STORM MEDIA GUIDE



Back row (L-R): Equipment Manager Kayce Kirihara, Strength & Conditioning Coach Susan Borchardt, Athletic Trainer Tom Spencer, Assistant Coach Nancy Darsch, Tianna Hawkins, Ashley Robinson, Nakia Sanford, Tina Thompson, Camille Little, Head Coach Brian Agler, Assistant Coach Jenny Boucek, Manager of Basketball Operations Derek Liebert.
 Front row (L-R): Tanisha Wright, Sue Bird, Alysha Clark, Noelle Quinn, Temeka Johnson, Shekinna Stricklen

2013 Seattle Storm

Regular Season Statistics (17-17)

| PLAYER | G | GS | MIN | FG-A | PCT | 3FG-A | 3PCT | FT-A | PCT | OR | DR | REB | AST | PF | DQ | STL | TO | BLK | PTS | AVG |
|-----------|----|----|------|----------|------|---------|------|---------|------|-----|-----|------|-----|-----|----|-----|-----|-----|------|------|
| Thompson | 34 | 34 | 976 | 154-376 | .410 | 60-162 | .370 | 111-127 | .874 | 40 | 158 | 198 | 39 | 79 | 0 | 18 | 50 | 22 | 479 | 14.1 |
| Wright | 34 | 34 | 1050 | 146-332 | .440 | 13-46 | .283 | 100-117 | .855 | 29 | 98 | 127 | 138 | 90 | 1 | 38 | 98 | 7 | 405 | 11.9 |
| Little | 34 | 34 | 1030 | 121-277 | .437 | 13-46 | .283 | 114-142 | .803 | 65 | 96 | 161 | 47 | 89 | 0 | 42 | 81 | 9 | 369 | 10.9 |
| Johnson | 32 | 32 | 877 | 114-266 | .429 | 21-57 | .368 | 77-88 | .875 | 13 | 69 | 82 | 127 | 68 | 1 | 28 | 85 | 3 | 326 | 10.2 |
| Stricklen | 34 | 21 | 797 | 131-319 | .411 | 54-157 | .344 | 25-39 | .641 | 28 | 68 | 96 | 28 | 54 | 0 | 25 | 40 | 13 | 341 | 10.0 |
| Quinn | 34 | 15 | 870 | 70-198 | .354 | 13-56 | .232 | 32-38 | .842 | 21 | 144 | 165 | 56 | 39 | 0 | 28 | 42 | 8 | 185 | 5.4 |
| Clark | 33 | 0 | 505 | 48-106 | .453 | 16-41 | .390 | 19-25 | .760 | 32 | 50 | 82 | 12 | 50 | 0 | 14 | 35 | 5 | 131 | 4.0 |
| Hawkins | 33 | 0 | 321 | 48-91 | .527 | 5-21 | .238 | 11-13 | .846 | 17 | 35 | 52 | 6 | 59 | 2 | 9 | 22 | 4 | 112 | 3.4 |
| Sanford | 15 | 0 | 153 | 8-27 | .296 | 0-0 | --- | 9-16 | .563 | 12 | 18 | 30 | 8 | 28 | 0 | 1 | 12 | 4 | 25 | 1.7 |
| Robinson | 21 | 0 | 200 | 13-29 | .448 | 0-0 | --- | 6-10 | .600 | 11 | 18 | 29 | 7 | 32 | 0 | 1 | 23 | 8 | 32 | 1.5 |
| Bravard | 6 | 0 | 27 | 1-3 | .333 | 1-2 | .500 | 0-0 | --- | 3 | 2 | 5 | 0 | 12 | 0 | 1 | 3 | 1 | 3 | 0.5 |
| Hassell | 4 | 0 | 9 | 1-2 | .500 | 0-0 | --- | 0-0 | --- | 0 | 0 | 0 | 1 | 1 | 0 | 0 | 0 | 0 | 2 | 0.5 |
| Tinkle | 6 | 0 | 11 | 0-3 | .000 | 0-2 | .000 | 0-0 | --- | 1 | 2 | 3 | 0 | 1 | 0 | 0 | 0 | 0 | 0 | 0.0 |
| STORM | 34 | - | 6825 | 855-2029 | .421 | 196-590 | .332 | 504-615 | .820 | 272 | 758 | 1030 | 469 | 602 | 4 | 205 | 534 | 84 | 2410 | 70.9 |
| OPPTS | 34 | - | 6825 | 916-2106 | .435 | 140-467 | .300 | 519-648 | .801 | 296 | 777 | 1073 | 533 | 593 | 1 | 283 | 449 | 139 | 2491 | 73.3 |

Storm Season Notes

- Led by Tina Thompson, who announced her retirement prior to the season, the Storm qualified for a WNBA record 10th-straight playoff appearance
- Finished 17-17 (Fourth, West), reaching the playoffs for the 10th straight season.
- Shot .820 (504-615) from the free-throw line, the highest single-season mark in team history
- Eight road wins were third-most in franchise history
- .470 road winning percentage was third-best in franchise history
- The team's 777 defensive rebounds were second most in franchise history.
- Tina Thompson's 60 three-point field goals on the year were tied for third-highest in franchise history.
- Camille Little grabbed her 1,000th career rebound on September 16 against Connecticut and scored her 2,000th career point on August 6 at Phoenix.
- Shekinna Stricklen scored her 500th career point on August 15 against Chicago
- Tanisha Wright earned WNBA All-Defensive First Team for the fourth time in her career.
- Wright scored her 2,000th career point on June 14 against Atlanta

2013 GAME BY GAME RESULTS



| Date | Opponent | Team | Home | Road | Total | High Scoring | High Rebound | High Assist | Opp. Scoring | Atten. |
|------------------|----------------|----------|------|------|-------|---------------------------|---------------------------------|----------------------------------|-----------------------------|--------|
| MAY | | | | | | | | | | |
| May 26 | at Los Angeles | L 69-102 | 0-0 | 0-1 | 0-1 | Little-13 | 6 with 3 | Johnson-5 Wright-5 | Toliver-17 | 10,090 |
| JUNE | | | | | | | | | | |
| Jun 2 | PHOENIX | W 75-72 | 1-0 | 0-1 | 1-1 | Wright-20 | Thompson-6 | Johnson-6 | Dupree-18 | 9,686 |
| Jun 7 | TULSA | L 58-67 | 1-1 | 0-1 | 1-2 | Thompson-17 | Thompson-5 Little-5 | Quinn-2 Wright-2 Johnson-2 | G. Johnson-17 | 6,879 |
| Jun 14 | at Atlanta | L 59-68 | 1-1 | 0-2 | 1-3 | Thompson-11 Johnson-11 | Thompson-7 | Wright-6 | McCoughtry-23 | 4,960 |
| Jun 16 | at Connecticut | W 78-66 | 1-1 | 1-2 | 2-3 | Thompson-17 | Little-9 | Johnson-6 | Hightower-17 | 6,550 |
| Jun 18 | WASHINGTON* | W 96-86 | 2-1 | 1-2 | 3-3 | Thompson-30 | Thompson-8 | Wright-6 | Langhorne-23 | 4,579 |
| Jun 21 | at San Antonio | W 91-86 | 2-1 | 2-2 | 4-3 | Little-23 | Little-10 | Johnson-7 | Perkins-21 | 7,009 |
| Jun 22 | at Tulsa | L 70-92 | 2-1 | 2-3 | 4-4 | Hawkins-17 | Little-5 Wright-5 Clark-5 | Johnson-3 | G. Johnson-14 | 4,327 |
| Jun 28 | NEW YORK | L 62-67 | 2-2 | 2-3 | 4-5 | Johnson-22 | Quinn-5 Little-5 Wright-5 | 5 with 1 | Pondexter-23 | 7,687 |
| Jun 30 | at Indiana | L 63-71 | 2-2 | 2-4 | 4-6 | Stricklen-11 | Little-8 | Wright-3 Johnson-3 | Catchings-18 | 6,355 |
| JULY | | | | | | | | | | |
| Jul 2 | at Chicago | W 69-60 | 2-2 | 3-4 | 5-6 | Little-16 Johnson-16 | Thompson-11 | Wright-5 Johnson-5 | Delle Donne-12 Prince-12 | 5,808 |
| Jul 6 | at Washington | L 59-62 | 2-2 | 3-5 | 5-7 | Stricklen-20 | Little-6 | Johnson-10 | Langhorne-12 | 6,174 |
| Jul 9 | at New York | L 57-66 | 2-2 | 3-6 | 5-8 | Thompson-13 | Thompson-7 | Johnson-5 | Pierson-22 | 5,766 |
| Jul 14 | ATLANTA | W 73-65 | 3-2 | 3-6 | 6-8 | Wright-21 | Little-10 | Johnson-5 | De Souza-16 Bentley-16 | 6,479 |
| Jul 17 | TULSA | L 59-86 | 3-3 | 3-6 | 6-9 | Little-11 | Little-6 Clark-6 | Wright-6 | Williams-26 | 9,686 |
| Jul 20 | LOS ANGELES | L 64-65 | 3-4 | 3-6 | 6-10 | Little-22 | Thompson-7 | Johnson-5 | Ogwumike-24 | 6,357 |
| Jul 25 | at Los Angeles | W 73-66 | 3-4 | 4-6 | 7-10 | Thompson-23 | Thompson-8 Quinn-8 | Johnson-4 | Parker-24 | 12,651 |
| AUGUST | | | | | | | | | | |
| Aug 1 | PHOENIX | W 88-79 | 4-4 | 4-6 | 8-10 | Thompson-16 Johnson-16 | Thompson-7 | Wright-7 Johnson-7 | Bonner-19 | 6,457 |
| Aug 4 | at Minnesota | L 72-90 | 4-4 | 4-7 | 8-11 | Stricklen-24 | Wright-6 Quinn-6 | Wright-6 | Whalen-22 | 9,032 |
| Aug 6 | at Phoenix | W 80-65 | 4-4 | 5-7 | 9-11 | Thompson-19 Wright-19 | Thompson-8 | Thompson-4 | Dupree-18 | 6,877 |
| Aug 9 | SAN ANTONIO | L 56-77 | 4-5 | 5-7 | 9-12 | Stricklen-16 | Clark-5 Quinn-5 | 5 with 2 | S. Johnson-15 | 5,978 |
| Aug 11 | SAN ANTONIO | W 69-63 | 5-5 | 5-7 | 10-12 | Thompson-17 | Thompson-11 Quinn-11 | Johnson-6 | Perkins-19 | 6,249 |
| Aug 15 | CHICAGO | L 66-79 | 5-6 | 5-7 | 10-13 | Wright-20 | Wright-5 | Johnson-6 | Cash-18 | 6,829 |
| Aug 17 | INDIANA | W 77-70 | 6-6 | 5-7 | 11-13 | Thompson-23 | Thompson-7 | Wright-8 | Catchings-21 | 6,889 |
| Aug 20 | LOS ANGELES | W 77-57 | 7-6 | 5-7 | 12-13 | Johnson-18 | Thompson-10 | Wright-9 | Ogwumike-12 | 6,738 |
| Aug 23 | at Phoenix | W 81-73 | 7-6 | 6-7 | 13-13 | Johnson-23 | Stricklen-7 Thompson-7 | Little-3 Johnson-3 | Bonner-20 | 8,026 |
| Aug 25 | at San Antonio | L 64-70 | 7-6 | 6-8 | 13-14 | Quinn-14 | Little-6 | Wright-7 | S. Johnson-17 | 6,828 |
| Aug 27 | at San Antonio | W 72-71 | 7-6 | 7-8 | 14-14 | Thompson-27 | Thompson-13 | Wright-7 | Perkins-17 | 6,097 |
| Aug 29 | CONNECTICUT | W 78-65 | 8-6 | 7-8 | 15-14 | Thompson-18 Little-18 | Thompson-9 | Johnson-9 | Charles-18 | 5,567 |
| Aug 31 | at Minnesota | L 74-97 | 8-6 | 7-9 | 15-15 | Thompson-18 | Clark-5 | Wright-10 | Moore-30 | 9,123 |
| SEPTEMBER | | | | | | | | | | |
| Sep 7 | MINNESOTA | L 60-75 | 8-7 | 7-9 | 15-16 | Wright-22 | Wright-8 | Wright-3 | Brunson-19 | 8,147 |
| Sep 10 | MINNESOTA | L 60-73 | 8-8 | 7-9 | 15-17 | Wright-14 | Quinn-8 | Wright-5 | Moore-20 | 5,486 |
| Sep 12 | at Tulsa | W 76-67 | 8-8 | 8-9 | 17-17 | Stricklen-26 | Thompson-10 | Wright-6 | Williams-17 | 6,513 |
| Sep 14 | TULSA | W 85-73 | 9-8 | 8-9 | 17-17 | Thompson-22 | Quinn-10 | Wright-8 | Lacy-21 | 8,978 |

* OT game

2015 SEATTLE STORM MEDIA GUIDE



LifeWise

ON THE ROAD

ON THE ROAD



ATLANTA DREAM

101 Marietta Street NW, Suite 200
Atlanta, GA 30303

PHONE: (877) 977-7729
FAX: 678-510-7489

www.AtlantaDream.net

MEDIA RELATIONS CONTACT

Brad Gust
O - 678-510-7396
brad.gust@atlantadream.net

2015 vs. DREAM

(All times Pacific)
Sunday, July 5
Seattle at Atlanta
12:00 p.m.

Saturday, July 18
Atlanta at Seattle
6:00 pm

Ownership
President &, GM
Manager, Media Relations
COO
Head Coach
Assistant Coach
Assistant Coach
Athletic Trainer

Dream Too LLC
Angela Taylor
Brad Gust
Maureen Brown
Michael Cooper
Karleen Thompson
Teresa Edwards
Michael Douglas

GENERAL INFORMATION

Conference: Eastern
Arena: Philips Arena (10,160)
TV: FOX Sports South and SportSouth
Team Mascot: Star
Primary Colors: Dream blue and red
Website: AtlantaDream.net
Facebook: facebook.com/atlantadream
Twitter: twitter.com/AtlantaDream

BACKGROUND

| | |
|---|---------|
| Founded | 2008 |
| 2014 Record | 19-15 |
| 2014 Postseason | 1-2 |
| (Lost to Chicago in the Eastern Conf. Semifinals) | |
| All-Time Record | 116-122 |
| All-Time Postseason Record | 13-14 |





2014 SEASON SERIES (1-1) SEATTLE STORM VS. ATLANTA DREAM

| PLAYER | G-GS | MIN | FG-FGA | PCT | 3FG-FGA | PCT | FT-FTA | PCT | OFF | DEF | TOT | AST | PF-DQ | STL | TO | BLK | PTS | AVG | HI |
|---------------|------|-----|--------|------|---------|------|--------|------|-----|-----|-----|-----|-------|-----|----|-----|-----|------|----|
| Langhorne, C | 2-2 | 67 | 16-24 | .667 | 0-0 | 0 | 6-12 | .500 | 5 | 12 | 17 | 3 | 5-0 | 5 | 1 | 0 | 38 | 19.0 | 21 |
| Little, C | 2-2 | 65 | 11-20 | .550 | 3-6 | .500 | 5-6 | .833 | 4 | 12 | 16 | 2 | 2-0 | 2 | 7 | 0 | 30 | 15.0 | 21 |
| Johnson, T | 2-0 | 41 | 11-19 | .579 | 6-10 | .600 | 1-1 | 1.00 | 0 | 0 | 0 | 6 | 4-0 | 1 | 5 | 0 | 29 | 14.5 | 16 |
| Bird, S | 2-2 | 58 | 5-20 | .250 | 1-6 | .167 | 2-3 | .667 | 0 | 1 | 1 | 9 | 4-0 | 0 | 5 | 0 | 13 | 6.5 | 10 |
| Powell, N | 1-0 | 9 | 2-3 | .667 | 1-2 | .500 | 0-0 | 0 | 0 | 1 | 1 | 0 | 2-0 | 1 | 0 | 0 | 5 | 5.0 | 5 |
| Wright, T | 2-2 | 50 | 3-8 | .375 | 0-0 | 0 | 2-2 | 1.00 | 1 | 3 | 4 | 7 | 9-0 | 5 | 3 | 0 | 8 | 4.0 | 6 |
| Stricklen, S | 2-1 | 29 | 3-11 | .273 | 2-9 | .222 | 0-0 | 0 | 0 | 3 | 3 | 1 | 4-0 | 1 | 1 | 0 | 8 | 4.0 | 6 |
| Quinn, N | 2-0 | 20 | 1-4 | .250 | 1-1 | 1.00 | 5-6 | .833 | 0 | 3 | 3 | 2 | 4-0 | 1 | 2 | 0 | 8 | 4.0 | 6 |
| Clark, A | 2-1 | 30 | 3-8 | .375 | 0-4 | 0 | 1-2 | .500 | 2 | 1 | 3 | 2 | 3-0 | 1 | 3 | 0 | 7 | 3.5 | 5 |
| Robinson, A | 2-0 | 15 | 2-4 | .500 | 0-0 | 0 | 2-2 | 1 | 2 | 2 | 4 | 1 | 2-0 | 0 | 1 | 2 | 6 | 3.0 | 4 |
| O'Hea, J | 1-0 | 10 | 1-3 | .333 | 1-3 | .333 | 0-0 | 0 | 0 | 1 | 1 | 2 | 2-0 | 0 | 1 | 0 | 3 | 3.0 | 3 |
| Rolle, W | 1-0 | 3 | 0-0 | 0 | 0-0 | 0 | 2-2 | 1 | 0 | 2 | 2 | 0 | 0-0 | 0 | 0 | 0 | 2 | 2.0 | 2 |
| Seattle Storm | 2-10 | 400 | 58-124 | .468 | 15-41 | .366 | 26-36 | .722 | 14 | 41 | 84 | 35 | 41-0 | 17 | 32 | 2 | 157 | 78.5 | 88 |
| OPPONENTS | 2-10 | 400 | 53-127 | .417 | 10-27 | .37 | 32-39 | .821 | 17 | 45 | 73 | 34 | 36-0 | 19 | 30 | 3 | 148 | 74.0 | 69 |

2014 SEASON SERIES (1-1) ATLANTA DREAM VS. SEATTLE STORM

| PLAYER | G-GS | MIN | FG-FGA | PCT | 3FG-FGA | PCT | FT-FTA | PCT | OFF | DEF | TOT | AST | PF-DQ | STL | TO | BLK | PTS | AVG | HI |
|-----------------|------|-----|--------|------|---------|------|--------|------|-----|-----|-----|-----|-------|-----|----|-----|-----|------|----|
| Hayes, T | 2-2 | 70 | 11-21 | .524 | 6-9 | .667 | 8-9 | .889 | 2 | 5 | 7 | 3 | 5-0 | 5 | 0 | 1 | 36 | 18.0 | 20 |
| Lyttle, S | 2-2 | 62 | 10-21 | .476 | 0-0 | 0 | 3-4 | .750 | 4 | 12 | 16 | 7 | 5-0 | 4 | 2 | 0 | 23 | 11.5 | 13 |
| de Souza, E | 2-2 | 51 | 8-17 | .471 | 0-0 | 0 | 7-8 | .875 | 5 | 11 | 16 | 3 | 8-0 | 4 | 2 | 1 | 23 | 11.5 | 14 |
| McCoughtry, A | 2-2 | 56 | 8-25 | .320 | 1-6 | .167 | 3-5 | .600 | 0 | 6 | 6 | 8 | 4-0 | 3 | 7 | 0 | 20 | 10.0 | 18 |
| Schimmel, S | 2-0 | 56 | 7-18 | .389 | 2-8 | .250 | 0-0 | 0 | 1 | 5 | 6 | 7 | 1-0 | 1 | 8 | 0 | 16 | 8.0 | 14 |
| Thomas, J | 2-1 | 35 | 3-8 | .375 | 0-3 | 0 | 5-6 | .833 | 0 | 2 | 2 | 1 | 4-0 | 0 | 2 | 0 | 11 | 5.5 | 11 |
| Colhado, N | 1-0 | 8 | 2-4 | .500 | 0-0 | 0 | 1-2 | .500 | 0 | 0 | 0 | 1 | 1-0 | 0 | 0 | 0 | 5 | 5.0 | 5 |
| Thompson, A | 2-0 | 29 | 3-9 | .333 | 0-0 | 0 | 3-3 | 1.00 | 4 | 4 | 8 | 2 | 5-0 | 1 | 2 | 1 | 9 | 4.5 | 7 |
| Ajavon, M | 2-0 | 15 | 1-3 | .333 | 1-1 | 1.00 | 2-2 | 1.00 | 0 | 0 | 0 | 0 | 3-0 | 1 | 3 | 0 | 5 | 2.5 | 5 |
| Henry, A | 2-0 | 8 | 0-1 | 0 | 0-0 | 0 | 0-0 | 0 | 0 | 0 | 0 | 0 | 0-0 | 0 | 1 | 0 | 0 | 0.0 | 0 |
| Dumerc, C | 1-1 | 4 | 0-0 | 0 | 0-0 | 0 | 0-0 | 0 | 1 | 0 | 1 | 2 | 0-0 | 0 | 1 | 0 | 0 | 0.0 | 0 |
| Cash, S | 1-0 | 3 | 0-0 | 0 | 0-0 | 0 | 0-0 | 0 | 0 | 0 | 0 | 0 | 0-0 | 0 | 0 | 0 | 0 | 0.0 | 0 |
| Milton-Jones, D | 0-0 | 0 | 0-0 | 0 | 0-0 | 0 | 0-0 | 0 | 0 | 0 | 0 | 0 | 0-0 | 0 | 0 | 0 | 0 | 0.0 | 0 |
| Orekhova, I | 0-0 | 0 | 0-0 | 0 | 0-0 | 0 | 0-0 | 0 | 0 | 0 | 0 | 0 | 0-0 | 0 | 0 | 0 | 0 | 0.0 | 0 |
| Atlanta Dream | 2-10 | 400 | 53-127 | .417 | 10-27 | .37 | 32-39 | .821 | 17 | 45 | 73 | 34 | 36-0 | 19 | 30 | 3 | 148 | 74.0 | 69 |
| OPPONENTS | 2-10 | 400 | 58-124 | .468 | 15-41 | .366 | 26-36 | .722 | 14 | 41 | 84 | 35 | 41-0 | 17 | 32 | 2 | 157 | 78.5 | 88 |

2014 VS. DREAM (1-1)

| DATE | SITE | W/L | SCORE | STORM HI SCORER | STORM HI REBOUNDER | DREAM HI SCORER | DREAM HI REBOUNDER |
|---------|---------|-----|-------|-----------------|--------------------|-----------------|--------------------|
| 5/30/14 | Atlanta | L | 80-69 | Langhorne 21 | Langhorne 11 | Hayes 20 | Lyttle 10 |
| 8/7/13 | Seattle | W | 88-68 | Little 21 | Little 13 | Hayes 16 | de Souza 8 |

CURRENT STREAKS VS. DREAM

| SITE | LAST WIN | SCORE | LAST LOSS | SCORE | STREAK |
|------------|----------|-------|-----------|-------|--------|
| In Seattle | 8/7/14 | 88-68 | 07/11/12 | 70-59 | Win 2 |
| In Atlanta | 08/10/10 | 80-70 | 5/30/14 | 80-69 | Lost 4 |
| Overall | 8/7/14 | 88-68 | 5/30/14 | 80-69 | Win 1 |

STORM VS. DREAM ALL-TIME

| YEAR | HOME | ROAD | TOTAL |
|----------|------|------|-------|
| 2008 | 1-0 | 1-0 | 2-0 |
| 2009 | 1-0 | 0-1 | 1-1 |
| 2010 | 1-0 | 1-0 | 2-0 |
| 2011 | 0-1 | 0-1 | 0-2 |
| 2012 | 0-1 | 0-1 | 0-2 |
| 2013 | 1-0 | 0-1 | 1-1 |
| 2014 | 1-0 | 0-1 | 1-1 |
| All-Time | 5-2 | 2-5 | 7-7 |

LARGEST WINNING MARGIN

| | | | |
|----------|----|---------|------------------|
| Seattle: | 20 | 8/7/14 | at Seattle 88-68 |
| Atlanta: | 29 | 8/13/11 | at Seattle 92-63 |



CHICAGO SKY

5500 West Howard St.
Skokie, IL 60077

PHONE: 312-828-9550

FAX: 312-828-9979

www.chicagosky.net

MEDIA RELATIONS CONTACT

Lauren Niemiera
312-994-5984
lniemiera@chicagosky.net

2015 vs. SKY
(All times Pacific)
Friday, August 14
Chicago at Seattle
7:00 pm

Sunday, Sept 6
Seattle at Chicago
3:00 pm

TEAM DIRECTORY

| | |
|--------------------------------|----------------------|
| Principal Owner | Michael Alter |
| Chairman/Minority Owner | Margaret Stender |
| President/CEO | Adam Fox |
| VP of Operations | Michelle Henstock |
| Media Relations Coordinator | Lauren Niemiera |
| Head Coach & GM | Pokey Chatman |
| Assistant Coach | Wayne "Tree" Rollins |
| Assistant Coach | Christie Sides |
| Basketball Operations Director | Ann Crosby |

GENERAL INFORMATION

Conference: Eastern
Arena: Allstate Arena 7,000 (expanded to 18,500)
TV: CN 100
Team Mascot: Sky Guy
Colors: Light blue, yellow and white

BACKGROUND

| | |
|----------------------------------|---------|
| Founded | 2006 |
| 2014 Record | 15-19 |
| 2014 Postseason | 4-5 |
| (Lost to Phoenix in WNBA Finals) | |
| All-Time Record | 128-178 |
| All-Time Postseason Record | 4-7 |





2014 SEASON SERIES (2-0) SEATTLE STORM VS. CHICAGO SKY

| PLAYER | G-GS | MIN | FG-FGA | PCT | 3FG-FGA | PCT | FT-FTA | PCT | OFF | DEF | TOT | AST | PF-DQ | STL | TO | BLK | PTS | AVG | HI |
|---------------|------|-----|--------|------|---------|------|--------|------|-----|-----|-----|-----|-------|-----|----|-----|-----|------|----|
| Bird, S | 2-2 | 67 | 11-22 | .500 | 2-6 | .333 | 7-8 | .875 | 0 | 5 | 5 | 8 | 4-0 | 4 | 3 | 1 | 31 | 15.5 | 19 |
| Little, C | 2-2 | 64 | 10-19 | .526 | 3-5 | .600 | 8-13 | .615 | 2 | 6 | 8 | 5 | 6-0 | 1 | 3 | 2 | 31 | 15.5 | 18 |
| Langhorne, C | 2-2 | 56 | 11-18 | .611 | 0-0 | 0 | 5-7 | .714 | 6 | 12 | 18 | 1 | 5-0 | 0 | 3 | 1 | 27 | 13.5 | 19 |
| Wright, T | 2-2 | 57 | 7-15 | .467 | 1-2 | .500 | 11-13 | .846 | 1 | 6 | 7 | 16 | 4-0 | 2 | 4 | 0 | 26 | 13.0 | 17 |
| Stricklen, S | 2-0 | 24 | 3-6 | .500 | 2-4 | .500 | 2-2 | 1.00 | 0 | 2 | 2 | 1 | 1-0 | 1 | 0 | 0 | 10 | 5.0 | 6 |
| Clark, A | 2-2 | 32 | 2-5 | .400 | 2-5 | .400 | 3-4 | .750 | 2 | 0 | 2 | 0 | 7-0 | 1 | 1 | 0 | 9 | 4.5 | 5 |
| O'Hea, J | 2-0 | 18 | 3-6 | .500 | 2-4 | .500 | 0-0 | 0 | 0 | 2 | 2 | 1 | 3-0 | 0 | 0 | 2 | 8 | 4.0 | 6 |
| Quinn, N | 2-0 | 25 | 3-6 | .500 | 1-3 | .333 | 0-0 | 0 | 0 | 3 | 3 | 1 | 2-0 | 1 | 1 | 0 | 7 | 3.5 | 7 |
| Johnson, T | 2-0 | 25 | 3-13 | .231 | 0-3 | 0 | 0-0 | 0 | 0 | 2 | 2 | 4 | 0-0 | 0 | 2 | 0 | 6 | 3.0 | 4 |
| Robinson, A | 1-0 | 3 | 1-2 | .500 | 0-0 | 0 | 0-1 | 0 | 0 | 0 | 0 | 0 | 1-0 | 0 | 0 | 1 | 2 | 2.0 | 3 |
| Powell, N | 2-0 | 25 | 1-3 | .333 | 1-2 | .500 | 0-0 | 0 | 1 | 4 | 5 | 1 | 2-0 | 1 | 1 | 0 | 3 | 1.5 | 2 |
| Seattle Storm | 2-10 | 400 | 55-115 | .478 | 14-34 | .412 | 36-48 | .750 | 12 | 42 | 70 | 38 | 35-0 | 11 | 19 | 7 | 160 | 80.0 | 80 |
| OPPONENTS | 2-10 | 400 | 60-136 | .441 | 7-22 | .318 | 22-31 | .710 | 26 | 47 | 87 | 26 | 38-0 | 9 | 21 | 6 | 149 | 74.5 | 76 |

2014 SEASON SERIES (0-2) CHICAGO SKY VS. SEATTLE STORM

| PLAYER | G-GS | MIN | FG-FGA | PCT | 3FG-FGA | PCT | FT-FTA | PCT | OFF | DEF | TOT | AST | PF-DQ | STL | TO | BLK | PTS | AVG | HI |
|----------------|------|-----|--------|------|---------|------|--------|------|-----|-----|-----|-----|-------|-----|----|-----|-----|------|----|
| Breland, J | 1-1 | 34 | 9-16 | .563 | 0-0 | 0 | 2-4 | .500 | 3 | 6 | 9 | 1 | 0-0 | 1 | 3 | 1 | 20 | 20.0 | 20 |
| Fowles, S | 1-0 | 28 | 7-9 | .778 | 0-0 | 0 | 5-6 | .833 | 3 | 8 | 11 | 0 | 4-0 | 2 | 3 | 1 | 19 | 19.0 | 19 |
| Prince, E | 2-1 | 67 | 13-26 | .500 | 6-10 | .600 | 2-2 | 1.00 | 4 | 3 | 7 | 9 | 5-0 | 2 | 2 | 0 | 34 | 17.0 | 18 |
| Faulkner, J | 2-1 | 58 | 5-20 | .250 | 1-5 | .200 | 7-10 | .700 | 1 | 6 | 7 | 10 | 7-0 | 1 | 3 | 0 | 18 | 9.0 | 9 |
| Gatling, M | 2-0 | 33 | 8-12 | .667 | 0-0 | 0 | 1-2 | .500 | 6 | 7 | 13 | 0 | 5-0 | 0 | 1 | 3 | 17 | 8.5 | 15 |
| Young, T | 2-2 | 57 | 5-16 | .313 | 0-0 | 0 | 0-2 | 0 | 3 | 8 | 11 | 1 | 6-0 | 0 | 2 | 0 | 10 | 5.0 | 10 |
| Quigley, A | 2-1 | 53 | 5-21 | .238 | 0-6 | 0 | 0-0 | 0 | 3 | 3 | 6 | 3 | 2-0 | 1 | 2 | 0 | 10 | 5.0 | 8 |
| Goodlett, S | 2-2 | 18 | 3-3 | 1.00 | 0-0 | 0 | 2-2 | 1.00 | 1 | 1 | 2 | 0 | 5-0 | 0 | 1 | 1 | 8 | 4.0 | 8 |
| Brandon, G | 1-1 | 18 | 2-5 | .400 | 0-0 | 0 | 0-0 | 0 | 1 | 2 | 3 | 1 | 0-0 | 1 | 0 | 0 | 4 | 4.0 | 4 |
| Clements, C | 2-0 | 18 | 2-5 | .400 | 0-1 | 0 | 3-3 | 1.00 | 0 | 2 | 2 | 0 | 1-0 | 1 | 1 | 0 | 7 | 3.5 | 5 |
| Vandersloot, C | 1-1 | 13 | 1-3 | .333 | 0-0 | 0 | 0-0 | 0 | 1 | 1 | 2 | 1 | 3-0 | 0 | 2 | 0 | 2 | 2.0 | 2 |
| Delle Donne, E | 0-0 | 0 | 0-0 | 0 | 0-0 | 0 | 0-0 | 0 | 0 | 0 | 0 | 0 | 0-0 | 0 | 0 | 0 | 0 | 0.0 | 0 |
| Chicago Sky | 2-10 | 400 | 60-136 | .441 | 7-22 | .318 | 22-31 | .710 | 26 | 47 | 87 | 26 | 38-0 | 9 | 21 | 6 | 149 | 74.5 | 76 |
| OPPONENTS | 2-10 | 400 | 55-115 | .478 | 14-34 | .412 | 36-48 | .750 | 12 | 42 | 70 | 38 | 35-0 | 11 | 19 | 7 | 160 | 80.0 | 80 |

2014 VS. SKY (2-0)

| DATE | SITE | W/L | SCORE | STORM HI SCORER | STORM HI REBOUNDER | SKY HI SCORER | SKY HI REBOUNDER |
|---------|---------|-----|-------|-----------------|--------------------|---------------|------------------|
| 6/10/14 | Chicago | W | 80-76 | Wright 17 | Langhorne 10 | Prince 18 | Gatling 10 |
| 7/5/14 | Seattle | W | 80-73 | Bird 19 | Langhorne 8 | Breland 20 | Fowles 11 |

CURRENT STREAKS VS. SKY

| SITE | LAST WIN | SCORE | LAST LOSS | SCORE | STREAK |
|------------|----------|-------|-----------|-------|--------|
| In Seattle | 7/5/14 | 80-73 | 08/15/13 | 79-66 | Win 1 |
| In Chicago | 6/10/14 | 80-76 | 06/13/12 | 74-58 | Win 2 |
| Total | 7/5/14 | 80-73 | 08/15/13 | 79-66 | Win 2 |

STORM VS. SKY ALL-TIME

| Year | Home | Road | Total |
|----------|------|------|-------|
| 2006 | 1-0 | 1-0 | 2-0 |
| 2007 | 1-0 | 1-0 | 2-0 |
| 2008 | 1-0 | 1-0 | 2-0 |
| 2009 | 0-1 | 0-1 | 0-2 |
| 2010 | 1-0 | 0-1 | 1-1 |
| 2011 | 1-0 | 0-1 | 1-1 |
| 2012 | 1-0 | 0-1 | 1-1 |
| 2013 | 0-1 | 1-0 | 1-1 |
| 2014 | 1-0 | 1-0 | 2-0 |
| All-time | 7-2 | 5-4 | 12-6 |

LARGEST WINNING MARGIN

| | | | |
|----------|----|---------|------------------|
| Seattle: | 20 | 7/30/10 | at Seattle 80-60 |
| Chicago: | 16 | 6/13/12 | at Chicago 58-74 |



2015 vs. SUN
 (All times Pacific)
 Tuesday, June 16
 Connecticut at Seattle
 7:00 pm

Friday, July 31
 Seattle at Connecticut
 4:00 pm

TEAM DIRECTORY

Principal Owner
 COO/Governor
 COO/Alternate Gov.
 VP, CRM
 VP & GM
 Media Relations Manager
 Publicist
 Head Coach
 Assistant Coach
 Assistant Coach
 Athletic Trainer
 Strength & Conditioning

The Mohegan Tribe
 Mitchell Etes
 Jeffrey Hartman
 Dave Martinelli
 Chris Sienko
 Bill Taveres
 Jen Hildebrand
 Anne Donovan
 Jennifor Gillom
 Catherine Pronto
 Jeremy Norman
 Lisa White

CONNECTICUT SUN

1 Mohegan Sun Blvd.
 Uncasville, CT 06382

PHONE: 860-862-4000
 FAX: 860-862-4010

www.connecticutsun.com

TRAINING FACILITY
 Charles B. Luce Fieldhouse
 270 Mohegan Ave.
 New London, CT 06320
 Tel: 860-447-1911

MEDIA RELATIONS CONTACT

Bill Taveres
 860-961-0240
 btaveres@connecticutsun.com

GENERAL INFORMATION

Conference: Eastern
 Arena: Mohegan Sun
 Team Mascot: Blaze
 Colors: Red, Yellow, Blue

BACKGROUND

| | |
|----------------------------|----------------------|
| Founded | 2003 (Orlando, 1999) |
| 2014 Record | 13-21 |
| 2014 Postseason | DNQ |
| All-Time Record | 289-247 |
| All-Time Postseason Record | 21-20 |





2014 SEASON SERIES (0-2) SEATTLE STORM VS. CONNECTICUT SUN

| PLAYER | G-GS | MIN | FG-FGA | PCT | 3FG-FGA | PCT | FT-FTA | PCT | OFF | DEF | TOT | AST | PF-DQ | STL | TO | BLK | PTS | AVG | HI |
|---------------|------|-----|--------|------|---------|------|--------|------|-----|-----|-----|-----|-------|-----|----|-----|-----|------|----|
| Langhorne, C | 2-2 | 57 | 10-17 | .588 | 0-0 | 0 | 6-8 | .750 | 0 | 13 | 13 | 1 | 2-0 | 0 | 5 | 2 | 26 | 13.0 | 15 |
| Little, C | 2-2 | 55 | 7-19 | .368 | 0-3 | 0 | 8-11 | .727 | 2 | 5 | 7 | 3 | 6-0 | 1 | 3 | 0 | 22 | 11.0 | 14 |
| Bird, S | 2-2 | 52 | 7-16 | .438 | 3-4 | .750 | 0-1 | 0 | 0 | 3 | 3 | 6 | 3-0 | 2 | 4 | 0 | 17 | 8.5 | 10 |
| Clark, A | 2-2 | 44 | 5-11 | .455 | 1-5 | .200 | 0-0 | 0 | 2 | 1 | 3 | 1 | 7-0 | 2 | 2 | 0 | 11 | 5.5 | 6 |
| Johnson, T | 2-0 | 37 | 4-14 | .286 | 1-3 | .333 | 2-2 | 1.00 | 0 | 2 | 2 | 8 | 2-0 | 1 | 4 | 0 | 11 | 5.5 | 7 |
| Quinn, N | 2-0 | 31 | 5-11 | .455 | 0-2 | 0 | 0-0 | 0 | 1 | 4 | 5 | 5 | 1-0 | 2 | 0 | 0 | 10 | 5.0 | 8 |
| Wright, T | 2-2 | 45 | 3-12 | .250 | 1-1 | 1.00 | 2-2 | 1.00 | 0 | 7 | 7 | 5 | 4-0 | 1 | 2 | 1 | 9 | 4.5 | 9 |
| Stricklen, S | 1-0 | 16 | 1-2 | .500 | 1-1 | 1.00 | 1-2 | .500 | 0 | 2 | 2 | 1 | 0-0 | 0 | 0 | 0 | 4 | 4.0 | 4 |
| O'Hea, J | 2-0 | 28 | 1-5 | .200 | 1-4 | .250 | 2-2 | 1.00 | 3 | 2 | 5 | 2 | 4-0 | 0 | 2 | 0 | 5 | 2.5 | 3 |
| Robinson, A | 2-0 | 11 | 2-4 | .500 | 0-0 | 0 | 0-0 | 0 | 1 | 2 | 3 | 0 | 1-0 | 2 | 0 | 1 | 4 | 2.0 | 4 |
| Powell, N | 2-0 | 19 | 1-6 | .167 | 1-6 | .167 | 0-0 | 0 | 0 | 0 | 1 | 1 | 1-0 | 1 | 0 | 0 | 3 | 1.5 | 3 |
| Seattle Storm | 2-10 | 400 | 46-117 | .393 | 9-29 | .310 | 21-28 | .750 | 9 | 41 | 62 | 33 | 31-0 | 12 | 25 | 4 | 122 | 61.0 | 63 |
| OPPONENTS | 2-10 | 400 | 65-134 | .485 | 6-19 | .316 | 21-32 | .656 | 22 | 55 | 96 | 27 | 33-0 | 13 | 25 | 3 | 157 | 78.5 | 86 |

2014 SEASON SERIES (2-0) CONNECTICUT SUN VS. SEATTLE STORM

| PLAYER | G-GS | MIN | FG-FGA | PCT | 3FG-FGA | PCT | FT-FTA | PCT | OFF | DEF | TOT | AST | PF-DQ | STL | TO | BLK | PTS | AVG | HI |
|-----------------|------|-----|--------|------|---------|------|--------|------|-----|-----|-----|-----|-------|-----|----|-----|-----|------|----|
| Ogwumike, C | 2-2 | 51 | 13-20 | .650 | 0-0 | 0 | 6-10 | .600 | 8 | 9 | 17 | 2 | 9-0 | 2 | 6 | 0 | 32 | 16.0 | 18 |
| Bone, K | 2-0 | 43 | 13-23 | .565 | 0-0 | 0 | 3-6 | .500 | 4 | 12 | 16 | 2 | 3-0 | 1 | 6 | 1 | 29 | 14.5 | 16 |
| Hightower, A | 1-1 | 32 | 7-11 | .636 | 0-1 | 0 | 0-0 | 0 | 1 | 1 | 2 | 2 | 2-0 | 1 | 0 | 0 | 14 | 14.0 | 14 |
| Bentley, A | 2-1 | 49 | 10-20 | .500 | 2-4 | .500 | 3-3 | 1 | 1 | 1 | 2 | 8 | 5-0 | 2 | 1 | 0 | 25 | 12.5 | 22 |
| Thomas, A | 2-2 | 52 | 6-16 | .375 | 0-0 | 0 | 6-6 | 1 | 3 | 6 | 9 | 2 | 4-0 | 3 | 1 | 0 | 18 | 9.0 | 10 |
| Griffin, K | 2-2 | 51 | 6-12 | .500 | 1-2 | .500 | 1-1 | 1 | 1 | 15 | 16 | 2 | 6-0 | 0 | 2 | 2 | 14 | 7.0 | 8 |
| Montgomery, R | 1-0 | 16 | 3-8 | .375 | 1-3 | .333 | 0-0 | 0 | 0 | 2 | 2 | 6 | 1-0 | 1 | 0 | 0 | 7 | 7.0 | 7 |
| Douglas, K | 2-2 | 64 | 5-19 | .263 | 1-7 | .143 | 1-4 | .250 | 2 | 6 | 8 | 2 | 2-0 | 2 | 1 | 0 | 12 | 6.0 | 7 |
| Butler, B | 1-0 | 11 | 1-2 | .500 | 0-0 | 0 | 0-0 | 0 | 0 | 1 | 1 | 0 | 0-0 | 1 | 1 | 0 | 2 | 2.0 | 2 |
| Faris, K | 2-0 | 7 | 1-1 | 1.00 | 1-1 | 1 | 0-0 | 0 | 0 | 1 | 1 | 0 | 0-0 | 0 | 0 | 0 | 3 | 1.5 | 3 |
| Pedersen, K | 1-0 | 13 | 0-0 | 0 | 0-0 | 0 | 1-2 | .500 | 2 | 1 | 3 | 1 | 0-0 | 0 | 2 | 0 | 1 | 1.0 | 1 |
| McCray, D | 1-0 | 9 | 0-2 | 0 | 0-1 | 0 | 0-0 | 0 | 0 | 0 | 0 | 0 | 1-0 | 0 | 0 | 0 | 0 | 0.0 | 0 |
| Cain, K | 0-0 | 0 | 0-0 | 0 | 0-0 | 0 | 0-0 | 0 | 0 | 0 | 0 | 0 | 0-0 | 0 | 0 | 0 | 0 | 0.0 | 0 |
| Connecticut Sun | 2-10 | 400 | 65-134 | .485 | 6-19 | .316 | 21-32 | .656 | 22 | 55 | 96 | 27 | 33-0 | 13 | 25 | 3 | 157 | 78.5 | 86 |
| OPPONENTS | 2-10 | 400 | 46-117 | .393 | 9-29 | .310 | 21-28 | .75 | 9 | 41 | 62 | 33 | 31-0 | 12 | 25 | 4 | 122 | 61.0 | 63 |

2014 VS. SUN (0-2)

| DATE | SITE | W/L | SCORE | STORM HI SCORER | STORM HI REBOUNDER | SUN HI SCORER | SUN HI REBOUNDER |
|---------|-------------|-----|-------|-----------------|--------------------|---------------|------------------|
| 5/23/14 | Connecticut | L | 59-71 | Langhorne-15 | Langhorne-7 | Ogwumike-18 | Griffin-9 |
| 7/15/14 | Seattle | L | 63-86 | Little-14 | Langhorne-6 | Bentley-22 | Ogwumike-10 |

CURRENT STREAKS VS. SUN

| SITE | LAST WIN | SCORE | LAST LOSS | SCORE | STREAK |
|----------------|----------|-------|-----------|-------|--------|
| In Seattle | 8/29/13 | 78-65 | 7/15/14 | 63-86 | Lost 1 |
| In Connecticut | 6/16/13 | 78-66 | 5/23/14 | 59-71 | Lost 1 |
| Overall | 8/29/13 | 78-65 | 7/15/14 | 63-86 | Lost 2 |

STORM VS. SUN ALL-TIME

| Year | Home | Road | Total |
|--------------------|------|------|-------|
| IN ORLANDO: | | | |

LARGEST WINNING MARGIN

| | | | |
|--------------|----|--------------------|-------|
| Seattle: | 13 | 8/29/13 at Seattle | 78-65 |
| Connecticut: | 23 | 7/15/14 at Seattle | 63-86 |

IN CONNECTICUT:

| | | | |
|-----------------|------------|------------|-------------|
| 2003 | 0-0 | 1-0 | 1-0 |
| 2004 | 1-0 | 0-1 | 1-1 |
| 2005 | 1-0 | 0-1 | 1-1 |
| 2006 | 0-1 | 0-1 | 0-2 |
| 2007 | 0-1 | 0-1 | 0-2 |
| 2008 | 0-1 | 0-1 | 0-2 |
| 2009 | 1-0 | 0-1 | 1-1 |
| 2010 | 1-0 | 0-1 | 1-1 |
| 2011 | 1-0 | 0-1 | 1-1 |
| 2012 | 0-1 | 1-0 | 1-1 |
| 2013 | 1-0 | 1-0 | 2-0 |
| 2014 | 0-1 | 0-1 | 0-2 |
| All-time | 6-5 | 3-9 | 9-13 |



2015 vs. FEVER

(All times Pacific)
 Wednesday, July 8
 Seattle at Indiana
 9:00 am

Friday, August 21
 Indiana at Seattle
 7:00 pm

TEAM DIRECTORY

| | |
|--|------------------|
| Owner, Chairman & CEO, PS&E | Herbert Simon |
| Vice Chairman | Jim Morris |
| President/COO, PS&E | Rick Fuson |
| President & GM, Fever | Kelly Krauskopf |
| President of Basketball Operations, Pacers | Larry Bird |
| EVP Basketball Operations & GM, Pacers | Kevin Pritchard |
| Head Coach | Stephanie White |
| Assistant Coach | Gail Goestenkors |
| Assistant Coach | Gary Kloppenburg |
| Athletic Trainer | Todd Champlin |
| Equipment/Operations | Drew Stanich |

INDIANA FEVER

125 S. Pennsylvania Street
 Indianapolis, Ind. 46204

PHONE: (317) 917-2500

FAX: (317) 917-2799

www.feverbasketball.com

MEDIA RELATIONS CONTACT

Kevin Messenger
 (317) 917-2844
kmessenger@pacers.com

GENERAL INFORMATION

Conference: Eastern
 Arena: Bankers Life Fieldhouse
 TV: FOX Sports Indiana, WISH-TV/MyIndy-TV 23
 Team Mascot: Freddy
 Colors: Blue, Red, Gold

BACKGROUND

| | |
|----------------------------|---------|
| Founded | 2000 |
| 2014 Record | 16-18 |
| 2014 Postseason | 3-2 |
| All-Time Record | 248-222 |
| All-Time Postseason Record | 27-25 |



INDIANA FEVER



2014 SEASON SERIES (0-2) SEATTLE STORM VS. INDIANA FEVER

| PLAYER | G-GS | MIN | FG-FGA | PCT | 3FG-FGA | PCT | FT-FTA | PCT | OFF | DEF | TOT | AST | PF-DQ | STL | TO | BLK | PTS | AVG | HI |
|---------------|------|-----|--------|------|---------|-------|--------|------|-----|-----|-----|-----|-------|-----|----|-----|-----|------|----|
| Little, C | 2-2 | 60 | 7-16 | .438 | 2-6 | .333 | 9-10 | .900 | 2 | 5 | 7 | 3 | 5-0 | 3 | 5 | 0 | 25 | 12.5 | 17 |
| Stricklen, S | 2-1 | 41 | 8-14 | .571 | 6-11 | .545 | 2-3 | .667 | 0 | 2 | 2 | 2 | 5-0 | 2 | 1 | 0 | 24 | 12.0 | 20 |
| Wright, T | 2-2 | 49 | 8-10 | .800 | 0-1 | 0 | 4-8 | .500 | 0 | 1 | 1 | 5 | 3-0 | 3 | 2 | 0 | 20 | 10.0 | 15 |
| Langhorne, C | 2-2 | 58 | 6-11 | .545 | 0-0 | 0 | 4-8 | .500 | 2 | 6 | 8 | 3 | 6-0 | 2 | 7 | 0 | 16 | 8.0 | 8 |
| Bird, S | 2-2 | 62 | 6-18 | .333 | 1-7 | .143 | 0-0 | 0 | 2 | 5 | 7 | 10 | 3-0 | 1 | 8 | 0 | 13 | 6.5 | 8 |
| O'Hea, J | 2-0 | 23 | 5-9 | .556 | 2-6 | .333 | 0-0 | 0 | 0 | 1 | 1 | 2 | 6-0 | 1 | 1 | 2 | 12 | 6.0 | 10 |
| Quinn, N | 2-0 | 31 | 4-8 | .500 | 1-2 | .500 | 2-2 | 1.00 | 1 | 5 | 6 | 2 | 1-0 | 2 | 0 | 1 | 11 | 5.5 | 9 |
| Johnson, T | 2-0 | 28 | 2-9 | .222 | 0-1 | 0 | 2-3 | .667 | 0 | 3 | 3 | 5 | 1-0 | 1 | 3 | 0 | 6 | 3.0 | 5 |
| Clark, A | 2-1 | 18 | 2-4 | .500 | 0-2 | 0 | 0-1 | 0 | 1 | 1 | 2 | 1 | 2-0 | 0 | 1 | 1 | 4 | 2.0 | 2 |
| Rolle, W | 1-0 | 5 | 1-1 | 1.00 | 0-0 | 0 | 0-0 | 0 | 0 | 0 | 0 | 0 | 1-0 | 0 | 0 | 0 | 2 | 2.0 | 2 |
| Robinson, A | 2-0 | 9 | 1-2 | .500 | 0-0 | 0 | 0-0 | 0 | 1 | 1 | 2 | 0 | 2-0 | 0 | 2 | 1 | 2 | 1.0 | 2 |
| Powell, N | 1-0 | 12 | 0-0 | 0 | 0-0 | 0 | 0-0 | 0 | 0 | 1 | 1 | 0 | 2-0 | 0 | 1 | 0 | 0 | 0.0 | 0 |
| Seattle Storm | 2-10 | 400 | 50-102 | .490 | 12-36 | 0.333 | 23-35 | .657 | 9 | 31 | 57 | 33 | 37-0 | 15 | 33 | 5 | 135 | 67.5 | 68 |
| OPPONENTS | 2-10 | 400 | 51-108 | .472 | 11-28 | 0.393 | 39-46 | .848 | 14 | 41 | 71 | 29 | 36-0 | 16 | 27 | 4 | 152 | 76.0 | 76 |

2014 SEASON SERIES (2-0) INDIANA FEVER VS. SEATTLE STORM

| PLAYER | G-GS | MIN | FG-FGA | PCT | 3FG-FGA | PCT | FT-FTA | PCT | OFF | DEF | TOT | AST | PF-DQ | STL | TO | BLK | PTS | AVG | HI |
|---------------|------|-----|--------|------|---------|------|--------|------|-----|-----|-----|-----|-------|-----|----|-----|-----|------|----|
| Catchings, T | 1-1 | 27 | 4-9 | .444 | 2-5 | 0.4 | 6-6 | 1.00 | 0 | 6 | 6 | 4 | 3-0 | 1 | 2 | 1 | 16 | 16.0 | 16 |
| Coleman, M | 2-2 | 64 | 10-20 | .500 | 6-12 | 0.5 | 2-3 | .667 | 0 | 5 | 5 | 5 | 3-0 | 6 | 2 | 0 | 28 | 14.0 | 16 |
| Larkins, E | 2-2 | 67 | 10-15 | .667 | 0-0 | 0 | 7-8 | .875 | 4 | 11 | 5 | 4 | 8-0 | 2 | 5 | 0 | 27 | 13.5 | 17 |
| Zellous, S | 2-2 | 63 | 9-15 | .600 | 2-2 | 1 | 4-4 | 1.00 | 1 | 5 | 6 | 5 | 6-0 | 2 | 4 | 1 | 24 | 12.0 | 13 |
| January, B | 2-2 | 56 | 6-18 | .333 | 0-3 | 0 | 8-8 | 1.00 | 2 | 4 | 6 | 6 | 3-0 | 4 | 3 | 1 | 20 | 10.0 | 12 |
| Howard, N | 2-1 | 30 | 5-10 | .500 | 0-0 | 0 | 3-5 | .600 | 1 | 2 | 3 | 2 | 3-0 | 0 | 4 | 0 | 13 | 6.5 | 13 |
| Clarendon, L | 2-0 | 28 | 4-9 | .444 | 0-1 | 0 | 3-4 | .750 | 1 | 3 | 4 | 2 | 1-0 | 1 | 1 | 0 | 11 | 5.5 | 6 |
| Kizer, L | 2-0 | 19 | 2-4 | .500 | 0-0 | 0 | 2-2 | 1.00 | 3 | 1 | 4 | 0 | 2-0 | 0 | 4 | 1 | 6 | 3.0 | 4 |
| Lucas, M | 1-0 | 7 | 1-1 | 1.00 | 1-1 | 1 | 0-0 | 0 | 0 | 0 | 0 | 0 | 1-0 | 0 | 0 | 0 | 3 | 3.0 | 3 |
| Christmas, K | 2-0 | 29 | 0-4 | 0 | 0-2 | 0 | 4-6 | .667 | 2 | 4 | 6 | 0 | 5-0 | 0 | 0 | 0 | 4 | 2.0 | 3 |
| Carter, S | 1-0 | 5 | 0-3 | 0 | 0-2 | 0 | 0-0 | 0 | 0 | 0 | 0 | 0 | 1-0 | 0 | 1 | 0 | 0 | 0.0 | 0 |
| Thomas, K | 1-0 | 2 | 0-0 | 0 | 0-0 | 0 | 0-0 | 0 | 0 | 0 | 0 | 1 | 0-0 | 0 | 0 | 0 | 0 | 0.0 | 0 |
| Indiana Fever | 2-10 | 400 | 51-108 | .472 | 11-28 | .393 | 39-46 | .848 | 14 | 41 | 71 | 29 | 36-0 | 16 | 27 | 4 | 152 | 76.0 | 76 |
| OPPONENTS | 2-10 | 400 | 50-102 | .490 | 12-36 | .333 | 23-35 | .657 | 9 | 31 | 57 | 33 | 37-0 | 15 | 33 | 5 | 135 | 67.5 | 68 |

2014 VS. FEVER (0-2)

| DATE | SITE | W/L | SCORE | STORM HI SCORER | STORM HI REBOUNDER | FEVER HI SCORER | FEVER HI REBOUNDER |
|---------|---------|-----|-------|-----------------|--------------------|----------------------------|--------------------|
| 6/11/14 | Indiana | L | 68-76 | Little 17 | Langhorne 5 | Larkins 17 | Larkins 11 |
| 7/31/14 | Seattle | L | 67-76 | Stricklen 20 | Bird 4 Quinn 4 | Catchings 16 Coleman 16 | Catchings 6 |

CURRENT STREAKS VS. FEVER

| SITE | LAST WIN | SCORE | LAST LOSS | SCORE | STREAK |
|------------|----------|-------|-----------|-------|--------|
| In Seattle | 08/17/13 | 77-70 | 07/31/14 | 67-76 | Lost 1 |
| In Indiana | 07/18/08 | 65-59 | 06/11/14 | 68-76 | Lost 3 |
| Total | 08/17/13 | 77-70 | 07/31/14 | 67-76 | Lost 2 |

STORM VS. FEVER ALL-TIME

| Year | Home | Road | Total |
|-----------------|-------------|-------------|--------------|
| 2000 | 1-0 | 0-1 | 1-1 |
| 2001 | --- | 1-0 | 1-0 |
| 2002 | 1-0 | --- | 1-0 |
| 2003 | 1-0 | 0-1 | 1-1 |
| 2004 | 1-0 | 1-0 | 2-0 |
| 2005 | 1-0 | 0-1 | 1-1 |
| 2006 | 0-1 | 0-1 | 0-2 |
| 2007 | 1-0 | 0-1 | 1-1 |
| 2008 | 1-0 | 1-0 | 2-0 |
| 2009 | 1-0 | 0-1 | 1-1 |
| 2010 | 1-0 | 0-1 | 1-1 |
| 2011 | 1-0 | 0-1 | 1-1 |
| 2012 | 0-1 | 0-1 | 0-2 |
| 2013 | 1-0 | 0-1 | 1-1 |
| 2014 | 0-1 | 0-1 | 0-2 |
| All-time | 10-3 | 3-10 | 13-13 |

LARGEST WINNING MARGIN

| | | | | |
|---------|----|---------|------------|-------|
| Seattle | 27 | 6/10/03 | at Seattle | 75-51 |
| Indiana | 28 | 6/13/07 | at Indiana | 62-90 |



LOS ANGELES SPARKS

5120 Goldleaf Circle, Suite 130
Los Angeles, CA 90056

PHONE: (213) 929-1300
FAX: (213) 929-1325

Sparks Ticket Information:
877-44-SPARKS

www.LASparks.com

MEDIA RELATIONS CONTACT

Stacey Mitch
312-550-9048
smitch@la-sparks.com

2015 vs. SPARKS

(All times Pacific)
Saturday, June 6
Los Angeles at Seattle
7:00 pm

Sunday, June 14
Seattle at Los Angeles
2:00 pm

Wednesday, July 15
Los Angeles at Seattle
12:00 pm

Tuesday, August 11
Seattle at Los Angeles
7:30 pm

TEAM DIRECTORY

| | |
|--------------------------|------------------------|
| Owner | Earvin "Magic" Johnson |
| Owner | Mark Walter |
| President & CEO | Christine Simmons |
| General Manager | Penny Taylor |
| Director, Communications | Stacey Mitch |
| Head Coach | Brian Agler |
| Assistant Coach | Curt Miller |
| Assistant Coach | Amber Stocks |
| Athletic Trainer | Courtney Watson |

GENERAL INFORMATION

Conference: Western
Arena: STAPLES Center
TV: Time Warner Cable SoCal
Team Mascot: Sparky
Colors: Purple, Gold, Teal

BACKGROUND

| | |
|----------------------------|---------|
| Founded | 1997 |
| 2014 Record | 16-18 |
| 2014 Postseason | 0-2 |
| All-Time Record | 358-236 |
| All-Time Postseason Record | 33-30 |



LOS ANGELES SPARKS



2014 SEASON SERIES (0-5) SEATTLE STORM VS. LOS ANGELES SPARKS

| PLAYER | G-GS | MIN | FG-FGA | PCT | 3FG-FGA | PCT | FT-FTA | PCT | OFF | DEF | TOT | AST | PF-DQ | STL | TO | BLK | PTS | AVG | HI |
|---------------|------|------|---------|------|---------|------|--------|------|-----|-----|-----|-----|-------|-----|----|-----|-----|------|----|
| Langhorne, C | 5-5 | 145 | 27-48 | .563 | 1-1 | 1.00 | 5-7 | .714 | 2 | 32 | 34 | 5 | 7-0 | 2 | 9 | 2 | 60 | 12.0 | 21 |
| Rolle, W | 1-0 | 31 | 5-7 | .714 | 0-0 | 0 | 0-0 | 0 | 4 | 6 | 10 | 1 | 3-0 | 1 | 2 | 0 | 10 | 10.0 | 10 |
| O'Hea, J | 5-0 | 101 | 18-33 | .545 | 7-18 | .389 | 5-6 | .833 | 4 | 5 | 9 | 9 | 11-0 | 5 | 5 | 1 | 48 | 9.6 | 16 |
| Little, C | 4-4 | 89 | 11-28 | .393 | 3-5 | .600 | 7-10 | .700 | 2 | 7 | 9 | 3 | 9-1 | 1 | 7 | 1 | 32 | 8.0 | 16 |
| Johnson, T | 5-1 | 98 | 12-28 | .429 | 3-6 | .500 | 12-12 | 1.00 | 3 | 12 | 15 | 18 | 7-0 | 5 | 11 | 0 | 39 | 7.8 | 11 |
| Quinn, N | 5-1 | 99 | 10-27 | .370 | 1-6 | .167 | 6-7 | .857 | 1 | 11 | 12 | 14 | 3-0 | 7 | 8 | 0 | 27 | 5.4 | 9 |
| Stricklen, S | 5-2 | 88 | 10-31 | .323 | 3-14 | .214 | 4-5 | .800 | 4 | 11 | 15 | 0 | 11-0 | 4 | 9 | 0 | 27 | 5.4 | 11 |
| Bird, S | 5-5 | 103 | 10-33 | .303 | 3-9 | .333 | 3-4 | .750 | 2 | 2 | 4 | 12 | 2-0 | 1 | 13 | 0 | 26 | 5.2 | 10 |
| Clark, A | 5-2 | 73 | 10-21 | .476 | 2-8 | .250 | 1-2 | .500 | 4 | 6 | 10 | 4 | 7-0 | 3 | 6 | 4 | 23 | 4.6 | 7 |
| Wright, T | 4-4 | 74 | 4-21 | .190 | 1-4 | .250 | 3-7 | .429 | 3 | 1 | 4 | 7 | 6-0 | 3 | 8 | 1 | 12 | 3.0 | 5 |
| Robinson, A | 5-1 | 61 | 4-9 | .444 | 0-0 | 0 | 2-2 | 1.00 | 3 | 5 | 8 | 3 | 6-0 | 3 | 7 | 1 | 10 | 2.0 | 6 |
| Powell, N | 3-0 | 32 | 0-7 | 0 | 0-6 | 0 | 2-2 | 1.00 | 2 | 4 | 6 | 1 | 4-0 | 2 | 1 | 0 | 2 | 0.7 | 2 |
| Seattle Storm | 5-25 | 1000 | 121-293 | .413 | 24-77 | .312 | 50-64 | .781 | 34 | 102 | 172 | 77 | 76-1 | 37 | 89 | 10 | 316 | 63.2 | 69 |
| OPPONENTS | 5-25 | 1000 | 148-298 | .497 | 13-38 | .342 | 60-73 | .822 | 34 | 116 | 177 | 90 | 75-0 | 56 | 73 | 20 | 369 | 73.8 | 80 |

2014 SEASON SERIES (5-0) LOS ANGELES SPARKS VS. SEATTLE STORM

| PLAYER | G-GS | MIN | FG-FGA | PCT | 3FG-FGA | PCT | FT-FTA | PCT | OFF | DEF | TOT | AST | PF-DQ | STL | TO | BLK | PTS | AVG | HI |
|--------------------|------|------|---------|------|---------|------|--------|------|-----|-----|-----|-----|-------|-----|----|-----|-----|------|----|
| Parker, C | 5-5 | 172 | 40-70 | .571 | 3-8 | .375 | 15-18 | .833 | 3 | 35 | 38 | 26 | 5-0 | 12 | 13 | 12 | 98 | 19.6 | 24 |
| Ogwumike, N | 5-5 | 122 | 32-56 | .571 | 1-1 | 1.00 | 13-15 | .867 | 6 | 24 | 30 | 4 | 9-0 | 9 | 15 | 3 | 78 | 15.6 | 22 |
| Toliver, K | 4-3 | 115 | 19-37 | .514 | 7-17 | .412 | 5-6 | .833 | 0 | 7 | 7 | 16 | 10-0 | 8 | 6 | 0 | 50 | 12.5 | 20 |
| Lavender, J | 5-4 | 130 | 19-34 | .559 | 0-0 | 0 | 9-12 | .750 | 6 | 20 | 26 | 5 | 11-0 | 2 | 7 | 2 | 47 | 9.4 | 11 |
| Beard, A | 5-5 | 143 | 14-36 | .389 | 1-3 | .333 | 6-6 | 1.00 | 5 | 8 | 13 | 21 | 8-0 | 7 | 8 | 0 | 35 | 7.0 | 17 |
| Herrington, A | 5-2 | 121 | 13-20 | .650 | 0-0 | 0 | 3-6 | .500 | 8 | 6 | 14 | 3 | 10-0 | 9 | 6 | 2 | 29 | 5.8 | 10 |
| Harding, L | 4-1 | 86 | 5-23 | .217 | 0-4 | 0 | 5-6 | .833 | 2 | 5 | 7 | 8 | 5-0 | 6 | 5 | 0 | 15 | 3.8 | 6 |
| Gruda, S | 5-0 | 51 | 4-12 | .333 | 0-0 | 0 | 4-4 | 1.00 | 3 | 7 | 10 | 2 | 6-0 | 1 | 6 | 0 | 12 | 2.4 | 6 |
| Wiggins, C | 3-0 | 36 | 1-6 | .167 | 1-5 | .200 | 0-0 | 0 | 1 | 1 | 2 | 3 | 8-0 | 1 | 1 | 1 | 3 | 1.0 | 3 |
| Abdi, F | 4-0 | 12 | 1-2 | .500 | 0-0 | 0 | 0-0 | 0 | 0 | 1 | 1 | 2 | 1-0 | 0 | 0 | 0 | 2 | 0.5 | 2 |
| Greene, N | 3-0 | 5 | 0-0 | 0 | 0-0 | 0 | 0-0 | 0 | 0 | 2 | 2 | 0 | 1-0 | 0 | 0 | 0 | 0 | 0.0 | 0 |
| Morris, D | 1-0 | 2 | 0-2 | 0 | 0-0 | 0 | 0-0 | 0 | 0 | 0 | 0 | 0 | 1-0 | 1 | 1 | 0 | 0 | 0.0 | 0 |
| Los Angeles Sparks | 5-25 | 1000 | 148-298 | .497 | 13-38 | .342 | 60-73 | .822 | 34 | 116 | 177 | 90 | 75-0 | 56 | 73 | 20 | 369 | 73.8 | 80 |
| OPPONENTS | 5-25 | 1000 | 121-293 | .413 | 24-77 | .312 | 50-64 | .781 | 34 | 102 | 172 | 77 | 76-1 | 37 | 89 | 10 | 316 | 63.2 | 69 |

2014 VS. SPARKS (0-5)

| DATE | SITE | W/L | SCORE | STORM HI SCORER | STORM HI REBOUNDER | SPARKS HI SCORER | SPARKS HI REBOUNDER |
|---------|-------------|-----|-------|-----------------|--------------------|------------------|---------------------|
| 5/16/14 | Seattle | L | 69-80 | O'Hea-12 | Langhorne-9 | Parker-18 | Parker-6 |
| 6/24/14 | Los Angeles | L | 57-65 | Johnson-11 | Langhorne-7 | Parker-20 | Parker-11 |
| 7/3/14 | Seattle | L | 56-70 | Langhorne-19 | Langhorne-8 | Ogwumike-20 | Ogwumike-11 |
| 7/26/14 | Seattle | L | 68-77 | Langhorne-21 | Langhorne-8 | Ogwumike-21 | Parker-10 |
| 8/15/14 | Los Angeles | L | 65-77 | O'Hea-16 | Rolle-10 | Ogwumike-22 | Lavender-7 |
| | | | | | | Parker-24 | Herrington-7 |
| | | | | | | | Parker-7 |

CURRENT STREAKS VS. SPARKS

| SITE | LAST WIN | SCORE | LAST LOSS | SCORE | STREAK |
|----------------|----------|-------|-----------|-------|--------|
| In Seattle | 08/20/13 | 77-57 | 7/26/14 | 68-77 | Lost 2 |
| In Los Angeles | 07/25/13 | 73-66 | 8/15/14 | 65-77 | Lost 3 |
| Total | 08/20/13 | 77-57 | 8/15/14 | 65-77 | Lost 5 |

STORM VS. SPARKS ALL-TIME

| Year | Home | Road | Total |
|-----------------|--------------|-------------|--------------|
| 2000 | 1-1 | 0-1 | 1-2 |
| 2001 | 0-1 | 0-2 | 0-3 |
| 2002 | 1-1 | 1-0 | 2-1 |
| 2003 | 1-1 | 1-1 | 2-2 |
| 2004 | 1-1 | 0-2 | 1-3 |
| 2005 | 1-1 | 1-1 | 2-2 |
| 2006 | 1-1 | 1-0 | 2-1 |
| 2007 | 2-0 | 2-0 | 4-0 |
| 2008 | 1-0 | 0-2 | 1-2 |
| 2009 | 2-0 | 0-1 | 2-1 |
| 2010 | 3-0 | 2-0 | 5-0 |
| 2011 | 2-0 | 0-2 | 2-2 |
| 2012 | 0-2 | 0-3 | 0-5 |
| 2013 | 1-1 | 1-1 | 2-2 |
| 2014 | 0-2 | 0-3 | 0-5 |
| All-time | 16-11 | 8-19 | 24-30 |

LARGEST WINNING MARGIN

| | | | | |
|-------------|----|---------|----------------|--------|
| Seattle: | 36 | 8/6/03 | at Seattle | 92-56 |
| Los Angeles | 33 | 5/26/13 | at Los Angeles | 69-102 |



MINNESOTA LYNX

Target Center, 600 First Avenue N.
Minneapolis, MN 55403

PHONE: (612) 673-1600

FAX: (612) 673-8385

www.lynxbasketball.com

MEDIA RELATIONS CONTACT

Ashely Carlson
O - (612) 673-1208
acarlson@lynxbasketball.com

2015 vs. LYNX

(All times Pacific)
Thursday, June 11
Seattle at Minnesota
5:00 pm

Thursday, June 25
Minnesota at Seattle
7:00 pm

Friday, July 3
Seattle at Minnesota
5:00 pm

Tuesday, September 8
Seattle at Minnesota
5:00 pm

Friday, September 11
Minnesota at Seattle
7:00 pm

TEAM DIRECTORY

Owner
Cheif Executive Officer
President
EVO AND CFO
Head Coach
Assistant Coach
Assistant Coach
Head Athletic Trainer
Basketball Operations

Glen Taylor
Rob Moor
Chris Wright
Roger Griffith
Cheryl Reeve
Shelley Patterson,
Jim Petersen
Chuck Barta
Clare Duwelius

GENERAL INFORMATION

Conference: Western
Arena: Target Cener
TV: Fox Sports North
Team Mascot: Prowl
Colors: Blue, Green

BACKGROUND

| | |
|----------------------------|---------|
| Founded | 1999 |
| 2014 Record | 25-9 |
| 2014 Postseason | 5-1 |
| All-Time Record | 270-266 |
| All-Time Postseason Record | 13-6 |





2014 SEASON SERIES (0-5) SEATTLE STORM VS. MINNESOTA LYNX

| PLAYER | G-GS | MIN | FG-FGA | PCT | 3FG-FGA | PCT | FT-FTA | PCT | OFF | DEF | TOT | AST | PF-DQ | STL | TO | BLK | PTS | AVG | HI |
|---------------|------|-----|---------|------|---------|------|--------|------|-----|-----|-----|-----|-------|-----|----|-----|-----|------|----|
| Little, C | 4-4 | 125 | 25-46 | .543 | 8-15 | .533 | 8-10 | .800 | 6 | 14 | 20 | 4 | 6-0 | 9 | 10 | 0 | 66 | 16.5 | 31 |
| Bird, S | 4-4 | 114 | 15-43 | .349 | 6-18 | .333 | 6-7 | .857 | 0 | 6 | 6 | 28 | 4-0 | 1 | 12 | 0 | 42 | 10.5 | 21 |
| O'Hea, J | 3-0 | 65 | 11-20 | .550 | 7-11 | .636 | 2-2 | 1 | 0 | 4 | 4 | 6 | 3-0 | 1 | 3 | 4 | 31 | 10.3 | 15 |
| Wright, T | 2-2 | 46 | 6-20 | .300 | 0-2 | 0 | 8-8 | 1 | 1 | 0 | 1 | 5 | 9-0 | 1 | 6 | 1 | 20 | 10.0 | 13 |
| Langhorne, C | 4-4 | 100 | 13-29 | .448 | 0-0 | 0 | 11-14 | .786 | 9 | 23 | 32 | 2 | 6-0 | 2 | 6 | 1 | 37 | 9.3 | 13 |
| Johnson, T | 4-0 | 620 | 8-23 | .348 | 1-4 | .250 | 6-6 | 1 | 0 | 8 | 8 | 10 | 5-0 | 4 | 9 | 1 | 23 | 5.8 | 12 |
| Clark, A | 4-4 | 79 | 7-14 | .500 | 2-6 | .333 | 5-6 | .833 | 5 | 6 | 11 | 2 | 8-0 | 2 | 0 | 2 | 21 | 5.3 | 8 |
| Stricklen, S | 4-0 | 48 | 5-19 | .263 | 2-13 | .154 | 0-0 | 0 | 1 | 4 | 5 | 4 | 10-0 | 4 | 0 | 0 | 12 | 3.0 | 7 |
| Powell, N | 4-0 | 62 | 3-14 | .214 | 2-9 | .222 | 0-0 | 0 | 2 | 6 | 8 | 1 | 6-0 | 5 | 2 | 1 | 8 | 2.0 | 3 |
| Robinson, A | 4-0 | 25 | 4-5 | .800 | 0-0 | 0 | 0-0 | 0 | 0 | 4 | 4 | 2 | 5-0 | 1 | 1 | 0 | 8 | 2.0 | 6 |
| Quinn, N | 4-2 | 71 | 3-11 | .273 | 1-4 | .250 | 0-0 | 0 | 1 | 16 | 17 | 3 | 4-0 | 1 | 5 | 1 | 7 | 1.8 | 4 |
| Seattle Storm | 4-20 | 800 | 100-244 | .410 | 29-82 | .354 | 46-53 | .868 | 25 | 91 | 137 | 67 | 66-0 | 31 | 60 | 11 | 275 | 68.8 | 81 |
| OPPONENTS | 4-20 | 800 | 111-257 | .432 | 8-41 | .195 | 54-69 | .783 | 39 | 106 | 175 | 66 | 63-0 | 36 | 55 | 18 | 284 | 71.0 | 77 |

2014 SEASON SERIES (5-0) MINNESOTA LYNX VS. SEATTLE STORM

| PLAYER | G-GS | MIN | FG-FGA | PCT | 3FG-FGA | PCT | FT-FTA | PCT | OFF | DEF | TOT | AST | PF-DQ | STL | TO | BLK | PTS | AVG | HI |
|----------------|------|-----|---------|------|---------|------|--------|------|-----|-----|-----|-----|-------|-----|----|-----|-----|------|----|
| Moore, M | 4-4 | 136 | 28-61 | .459 | 3-15 | .200 | 13-16 | .813 | 14 | 22 | 36 | 13 | 9-0 | 5 | 6 | 7 | 72 | 18.0 | 26 |
| McCarville, J | 4-4 | 108 | 19-38 | .500 | 0-2 | 0 | 11-12 | .917 | 6 | 14 | 20 | 9 | 7-0 | 5 | 3 | 1 | 49 | 12.3 | 22 |
| Whalen, L | 4-4 | 119 | 14-32 | .438 | 0-1 | 0 | 8-11 | .727 | 3 | 14 | 17 | 18 | 8-0 | 8 | 10 | 2 | 36 | 9.0 | 11 |
| Augustus, S | 2-2 | 69 | 7-22 | .318 | 1-4 | .250 | 2-2 | 1.00 | 0 | 8 | 8 | 2 | 1-0 | 2 | 3 | 0 | 17 | 8.5 | 12 |
| Dantas, D | 4-4 | 96 | 13-29 | .448 | 0-0 | 0 | 7-8 | .875 | 5 | 13 | 18 | 1 | 6-0 | 2 | 6 | 2 | 33 | 8.3 | 12 |
| Peters, D | 3-0 | 55 | 11-21 | .524 | 0-0 | 0 | 2-3 | .667 | 5 | 12 | 17 | 5 | 2-0 | 4 | 6 | 4 | 24 | 8.0 | 12 |
| Wright, M | 3-2 | 63 | 6-17 | .353 | 1-5 | .200 | 2-4 | .500 | 2 | 7 | 9 | 10 | 10-0 | 3 | 6 | 0 | 15 | 5.0 | 6 |
| Taylor, A | 4-0 | 34 | 5-8 | .625 | 0-0 | 0 | 5-7 | .714 | 2 | 5 | 7 | 3 | 7-0 | 1 | 4 | 0 | 15 | 3.8 | 9 |
| White, T | 4-0 | 66 | 4-15 | .267 | 0-6 | 0 | 4-6 | .667 | 0 | 6 | 6 | 2 | 11-0 | 5 | 6 | 0 | 12 | 3.0 | 6 |
| Moore, L | 1-0 | 8 | 1-4 | .250 | 1-3 | .333 | 0-0 | 0 | 0 | 0 | 0 | 2 | 0-0 | 0 | 0 | 0 | 3 | 3.0 | 3 |
| Liston, T | 3-0 | 29 | 3-8 | .375 | 2-5 | .400 | 0-0 | 0 | 2 | 3 | 5 | 0 | 0-0 | 0 | 0 | 2 | 8 | 2.7 | 8 |
| McKenith, N | 2-0 | 13 | 0-2 | 0 | 0-0 | 0 | 0-0 | 0 | 0 | 2 | 2 | 1 | 2-0 | 1 | 1 | 0 | 0 | 0.0 | 0 |
| Brunson, R | 0-0 | 0 | 0-0 | 0 | 0-0 | 0 | 0-0 | 0 | 0 | 0 | 0 | 0 | 0-0 | 0 | 0 | 0 | 0 | 0.0 | 0 |
| Minnesota Lynx | 4-20 | 800 | 111-257 | .432 | 8-41 | .195 | 54-69 | .783 | 39 | 106 | 175 | 66 | 63-0 | 36 | 55 | 18 | 284 | 71.0 | 77 |
| OPPONENTS | 4-20 | 800 | 100-244 | .410 | 29-82 | .354 | 46-53 | .868 | 25 | 91 | 137 | 67 | 66-0 | 31 | 60 | 11 | 275 | 68.8 | 81 |

2014 VS. LYNX (2-2)

| DATE | SITE | W/L | SCORE | STORM HI SCORER | STORM HI REBOUNDER | LYNX HI SCORER | LYNX HI REBOUNDER |
|---------|-----------|-----|-------|---------------------------|--------------------|-------------------------|-------------------|
| 6/6/14 | Seattle | W | 65-62 | Langhorne 13 Wright 13 | Langhorne 8 | Moore 12 Augustus 12 | Dantas 8 |
| 6/27/14 | Seattle | W | 81-71 | Little 31 | Quinn 9 | Moore 20 | Moore 10 |
| 6/29/14 | Minnesota | L | 69-74 | Bird 21 | Langhorne 8 | McCarville 22 | Moore 8 |
| 7/13/14 | Minnesota | L | 60-77 | Little 17 | Langhorne 8 | Moore 26 | Moore 12 |

CURRENT STREAKS VS. LYNX

| SITE | LAST WIN | SCORE | LAST LOSS | SCORE | STREAK |
|--------------|----------|-------|-----------|-------|---------|
| In Seattle | 6/27/14 | 81-71 | 9/10/13 | 60-73 | Win 2 |
| In Minnesota | 7/17/10 | 71-73 | 7/13/14 | 60-77 | Lost 10 |
| Total | 6/27/14 | 81-71 | 7/13/14 | 60-77 | Lost 2 |

STORM VS. LYNX ALL-TIME

| Year | Home | Road | Total |
|----------|------|------|-------|
| 2000 | 1-1 | 1-0 | 2-1 |
| 2001 | 0-1 | 0-2 | 0-3 |
| 2002 | 2-0 | 0-1 | 2-1 |
| 2003 | 1-1 | 0-2 | 1-3 |
| 2004 | 1-0 | 1-1 | 2-1 |
| 2005 | 1-1 | 1-1 | 2-2 |
| 2006 | 1-0 | 2-0 | 3-0 |
| 2007 | 2-0 | 0-2 | 2-2 |
| 2008 | 2-0 | 1-0 | 3-0 |
| 2009 | 2-0 | 1-1 | 2-1 |
| 2010 | 2-0 | 1-1 | 3-1 |
| 2011 | 1-1 | 0-2 | 1-3 |
| 2012 | 1-1 | 0-2 | 1-3 |
| 2013 | 0-2 | 0-2 | 0-4 |
| 2014 | 2-0 | 0-2 | 2-2 |
| All-time | 19-8 | 8-19 | 27-27 |

LARGEST WINNING MARGIN

| | | | |
|--------------|------------|---------|--------------------|
| Seattle – | points: 28 | 6/19/09 | at Seattle 90-62 |
| Minnesota -- | points: 25 | 7/29/11 | at Minnesota 67-92 |



NEW YORK LIBERTY

Madison Square Garden
Two Pennsylvania Plaza
New York, NY 10121

PHONE: (212) 564-9622

FAX: (212) 465-6250

Ticket Information: (212) 465-6766

www.nyliberty.com

2015 vs. LIBERTY

(All times Pacific)

Tuesday, July 21
New York at Seattle
7:00 pm

Sunday, August 2
Seattle at New York
12:00 pm

TEAM DIRECTORY

| | |
|--------------------------|-----------------|
| Owner | James Dolan |
| Owner | |
| President | Isiah Thomas |
| General Manager | Kristen Bernert |
| Director, Communications | Vincent Novacki |
| Head Coach | Bill Laimbeer |
| Assistant Coach | Katie Smith |
| Assistant Coach | Herb Williams |
| Athletic Trainer | Bandeale Talib |

GENERAL INFORMATION

Conference: Eastern
Arena: Madison Square Garden (18,200)
TV: MSG Network
Team Mascot: Maddie
Colors: Blue, Orange, White, Seafoam Green

BACKGROUND

| | |
|----------------------------|---------|
| Founded | 1997 |
| 2014 Record | 15-19 |
| 2014 Postseason | DNQ |
| All-Time Record | 293-260 |
| All-Time Postseason Record | 23-27 |





2014 SEASON SERIES (0-5) SEATTLE STORM VS. LOS ANGELES SPARKS

| PLAYER | G-GS | MIN | FG-FGA | PCT | 3FG-FGA | PCT | FT-FTA | PCT | OFF | DEF | TOT | AST | PF-DQ | STL | TO | BLK | PTS | AVG | HI |
|---------------|------|-----|--------|------|---------|------|--------|------|-----|-----|-----|-----|-------|-----|----|-----|-----|------|----|
| Bird, S | 1-1 | 34 | 8-20 | .400 | 3-9 | .333 | 2-2 | 1.00 | 0 | 1 | 3 | 1 | 1-0 | 1 | 3 | 0 | 21 | 21.0 | 21 |
| Little, C | 2-2 | 74 | 0-27 | .370 | 3-8 | .375 | 10-11 | .909 | 3 | 8 | 11 | 1 | 5-0 | 2 | 4 | 2 | 33 | 16.5 | 22 |
| Langhorne, C | 2-2 | 76 | 13-23 | .565 | 0-1 | 0 | 4-8 | .500 | 5 | 15 | 20 | 1 | 6-0 | 2 | 4 | 0 | 30 | 15.0 | 17 |
| Stricklen, S | 2-1 | 48 | 7-15 | .467 | 5-9 | .556 | 3-3 | 1.00 | 0 | 5 | 5 | 3 | 5-0 | 4 | 2 | 1 | 22 | 11.0 | 13 |
| Johnson, T | 2-1 | 51 | 5-16 | .313 | 2-5 | .400 | 1-1 | 1.00 | 1 | 11 | 12 | 13 | 4-0 | 2 | 4 | 0 | 13 | 6.5 | 13 |
| Wright, T | 2-2 | 67 | 5-15 | .333 | 0-2 | 0 | 2-3 | .667 | 0 | 6 | 6 | 9 | 6-0 | 1 | 7 | 0 | 12 | 6.0 | 8 |
| Quinn, N | 2-0 | 32 | 3-7 | .429 | 0-1 | 0 | 0-0 | 0 | 0 | 0 | 4 | 0 | 5-0 | 2 | 0 | 0 | 6 | 3.0 | 4 |
| Powell, N | 2-0 | 19 | 1-4 | .250 | 1-4 | .250 | 2-2 | 1.00 | 0 | 2 | 2 | 0 | 3-0 | 0 | 1 | 0 | 5 | 2.5 | 3 |
| Clark, A | 2-1 | 20 | 1-5 | .200 | 0-3 | 0 | 0-0 | 0 | 1 | 1 | 2 | 1 | 3-0 | 0 | 0 | 1 | 2 | 1.0 | 2 |
| O'Hea, J | 1-0 | 2 | 0-2 | 0 | 0-1 | 0 | 0-0 | 0 | 1 | 0 | 1 | 0 | 1-0 | 0 | 0 | 0 | 0 | 0.0 | 0 |
| Robinson, A | 1-0 | 0 | 0-0 | 0 | 0-0 | 0 | 0-0 | 0 | 0 | 0 | 0 | 0 | 0-0 | 0 | 0 | 0 | 0 | 0.0 | 0 |
| Rolle, W | 0-0 | 0 | 0-0 | 0 | 0-0 | 0 | 0-0 | 0 | 0 | 0 | 0 | 0 | 0-0 | 0 | 0 | 0 | 0 | 0.0 | 0 |
| Seattle Storm | 2-10 | 425 | 53-134 | .396 | 14-43 | .326 | 24-30 | .800 | 11 | 49 | 82 | 35 | 39-0 | 14 | 30 | 4 | 144 | 72.0 | 80 |
| OPPONENTS | 2-10 | 425 | 56-140 | .400 | 10-26 | .385 | 32-35 | .914 | 19 | 57 | 92 | 37 | 27-0 | 10 | 28 | 6 | 154 | 77.0 | 84 |

2014 SEASON SERIES (5-0) LOS ANGELES SPARKS VS. SEATTLE STORM

| PLAYER | G-GS | MIN | FG-FGA | PCT | 3FG-FGA | PCT | FT-FTA | PCT | OFF | DEF | TOT | AST | PF-DQ | STL | TO | BLK | PTS | AVG | HI |
|-------------------|------|-----|--------|------|---------|------|--------|------|-----|-----|-----|-----|-------|-----|----|-----|-----|------|----|
| Charles, T | 2-2 | 73 | 14-36 | .389 | 0-0 | 0 | 5-6 | .833 | 5 | 23 | 28 | 3 | 4-0 | 2 | 2 | 3 | 33 | 16.5 | 18 |
| Rodgers, S | 2-0 | 53 | 12-23 | .522 | 6-13 | .462 | 3-4 | .750 | 1 | 4 | 5 | 6 | 4-0 | 1 | 1 | 0 | 33 | 16.5 | 18 |
| Pondexter, C | 2-2 | 69 | 10-28 | .357 | 2-5 | .400 | 10-10 | 1.00 | 0 | 6 | 6 | 11 | 2-0 | 0 | 7 | 0 | 32 | 16.0 | 20 |
| Pierson, P | 2-1 | 49 | 7-16 | .438 | 0-1 | 0 | 7-8 | .875 | 2 | 6 | 8 | 3 | 4-0 | 2 | 2 | 1 | 21 | 10.5 | 11 |
| Carson, E | 1-1 | 25 | 3-10 | .300 | 1-2 | .500 | 0-0 | 0 | 1 | 2 | 3 | 2 | 0-0 | 0 | 0 | 1 | 7 | 7.0 | 7 |
| Warley-Talbert, A | 1-1 | 23 | 2-3 | .667 | 0-0 | 0 | 3-3 | 1.00 | 3 | 1 | 4 | 0 | 2-0 | 0 | 1 | 0 | 7 | 7.0 | 7 |
| Milton-Jones, D | 1-0 | 18 | 3-7 | .429 | 0-0 | 0 | 0-0 | 0 | 1 | 1 | 2 | 1 | 3-0 | 1 | 2 | 0 | 6 | 6.0 | 6 |
| Montgomery, A | 2-1 | 43 | 3-8 | .375 | 1-4 | .250 | 2-2 | 1.00 | 5 | 4 | 9 | 2 | 1-0 | 0 | 2 | 1 | 9 | 4.5 | 7 |
| Cruz, A | 2-2 | 40 | 2-6 | .333 | 0-1 | 0 | 0-0 | 0 | 0 | 2 | 2 | 6 | 4-0 | 4 | 9 | 0 | 4 | 2.0 | 2 |
| Cash, S | 1-0 | 18 | 0-3 | 0 | 0-0 | 0 | 2-2 | 1.00 | 1 | 4 | 5 | 3 | 2-0 | 0 | 1 | 0 | 2 | 2.0 | 2 |
| Lacy, N | 1-0 | 6 | 0-0 | 0 | 0-0 | 0 | 0-0 | 0 | 0 | 4 | 4 | 0 | 1-0 | 0 | 0 | 0 | 0 | 0.0 | 0 |
| Braxton, K | 1-0 | 4 | 0-0 | 0 | 0-0 | 0 | 0-0 | 0 | 0 | 0 | 0 | 0 | 0-0 | 0 | 1 | 0 | 0 | 0.0 | 0 |
| Houston, C | 0-0 | 0 | 0-0 | 0 | 0-0 | 0 | 0-0 | 0 | 0 | 0 | 0 | 0 | 0-0 | 0 | 0 | 0 | 0 | 0.0 | 0 |
| McKinney, S | 0-0 | 0 | 0-0 | 0 | 0-0 | 0 | 0-0 | 0 | 0 | 0 | 0 | 0 | 0-0 | 0 | 0 | 0 | 0 | 0.0 | 0 |
| Young, T | 0-0 | 0 | 0-0 | 0 | 0-0 | 0 | 0-0 | 0 | 0 | 0 | 0 | 0 | 0-0 | 0 | 0 | 0 | 0 | 0.0 | 0 |
| Williams, K | 0-0 | 0 | 0-0 | 0 | 0-0 | 0 | 0-0 | 0 | 0 | 0 | 0 | 0 | 0-0 | 0 | 0 | 0 | 0 | 0.0 | 0 |
| Jeffery, C | 0-0 | 0 | 0-0 | 0 | 0-0 | 0 | 0-0 | 0 | 0 | 0 | 0 | 0 | 0-0 | 0 | 0 | 0 | 0 | 0.0 | 0 |
| New York Liberty | 2-10 | 425 | 56-140 | .400 | 10-26 | .385 | 32-35 | .914 | 19 | 57 | 92 | 37 | 27-0 | 10 | 28 | 6 | 154 | 77.0 | 84 |
| OPPONENTS | 2-10 | 425 | 53-134 | .396 | 14-43 | .326 | 24-30 | .800 | 11 | 49 | 82 | 35 | 39-0 | 14 | 30 | 4 | 144 | 72.0 | 80 |

2014 VS. LIBERTY (0-2)

| DATE | SITE | W/L | SCORE | STORM HI SCORER | STORM HI REBOUNDER | LIBERTY HI SCORER | LIBERTY HI REBOUNDER |
|---------|----------|-----|-----------|-----------------|--------------------|--------------------------|----------------------|
| 5/27/14 | New York | L | 64-70 | Bird-21 | Langhorne-15 | Charles-15 Rodgers-15 | Charles-15 |
| 7/24/14 | Seattle | L | 80-84(OT) | Little-22 | Johnson-10 | Pondexter-20 | Charles-14 |

CURRENT STREAKS VS. LIBERTY

| SITE | LAST WIN | SCORE | LAST LOSS | SCORE | STREAK |
|-------------|----------|-------|-----------|-----------|--------|
| In Seattle | 8/26/12 | 84-66 | 7/24/14 | 80-84(OT) | Lost 2 |
| In New York | 6/18/10 | 92-84 | 5/27/14 | 64-70 | Lost 2 |
| Total | 8/26/12 | 84-66 | 7/24/14 | 80-84(OT) | Lost 4 |

STORM VS. LIBERTY ALL-TIME

| Year | Home | Road | Total |
|-----------------|------------|------------|--------------|
| 2000 | 0-1 | --- | 0-1 |
| 2001 | --- | 0-1 | 0-1 |
| 2002 | 0-1 | 0-1 | 0-2 |
| 2003 | 1-0 | --- | 1-0 |
| 2004 | 0-1 | 1-0 | 1-1 |
| 2005 | 1-0 | 0-1 | 1-1 |
| 2006 | 1-0 | 1-0 | 2-0 |
| 2007 | 1-0 | 1-0 | 2-0 |
| 2008 | 1-0 | 0-1 | 1-1 |
| 2009 | 1-0 | 1-0 | 2-0 |
| 2010 | 1-0 | 1-0 | 2-0 |
| 2011 | 1-0 | 0-1 | 1-1 |
| 2012 | 1-0 | 0-1 | 1-1 |
| 2013 | 0-1 | 0-1 | 0-2 |
| 2014 | 0-1 | 0-1 | 0-2 |
| All-time | 9-5 | 5-8 | 14-13 |

LARGEST WINNING MARGIN

| | | | | |
|-----------|----|---------|-------------|-------|
| Seattle: | 37 | 7/22/05 | at New York | 91-54 |
| New York: | 23 | 7/19/00 | at Seattle | 55-78 |



PHOENIX MERCURY

201 E. Jefferson Street
Phoenix, AZ 85004

PHONE: (602) 514-8333
FAX: (602) 379-7540

www.PhoenixMercury.com

MEDIA RELATIONS CONTACT

John Steinmiller
602-379-7930
jsteinmiller@phoenixmercury.com

2015 vs. MERCURY

(All times Pacific)
Sunday, June 21
Phoenix at Seattle
7:00 pm

Friday, July 10
Phoenix at Seattle
7:00 pm

Sunday, July 12
Seattle at Phoenix
3:00 p.m.

Wednesday, August 12
Seattle at Phoenix
7:00 pm

TEAM DIRECTORY

Managing Partner
President
EVP & GM
Basketball Communications
Head Coach
Assistant Coach
Assistant Coach
Athletic Trainer
Strength & Conditioning

Robert Sarver
Jason Rowley
Jim Pitman
John Steinmiller
Sandy Brondello
Julie Hairgrove
Todd Trexel
Tamara Poole
Kristine Foltz

GENERAL INFORMATION

Conference: Western
Arena: U.S. Airways Center (18,422)
TV: Fox Sports Arizona
Team Mascot: Scorch
Colors: Purple, White, Orange, Silver

BACKGROUND

| | |
|-----------------------------------|---------|
| Founded | 1997 |
| 2014 Record | 29-5 |
| 2014 Postseason | 7-1 |
| (Def. Chicago 3-0 in WNBA Finals) | |
| All-Time Record | 304-290 |
| All-Time Postseason Record | 28-18 |



PHOENIX MERCURY



2014 SEASON SERIES (0-5) SEATTLE STORM VS. PHOENIX MERCURY

| PLAYER | G-GS | MIN | FG-FGA | PCT | 3FG-FGA | PCT | FT-FTA | PCT | OFF | DEF | TOT | AST | PF-DQ | STL | TO | BLK | PTS | AVG | HI |
|---------------|------|------|---------|------|---------|------|--------|------|-----|-----|-----|-----|-------|-----|----|-----|-----|------|----|
| Langhorne, C | 5-5 | 132 | 33-58 | .569 | 0-0 | 0 | 17-21 | .810 | 7 | 24 | 31 | 1 | 16-0 | 2 | 10 | 1 | 83 | 16.6 | 27 |
| Little, C | 5-5 | 141 | 16-44 | .364 | 2-11 | .182 | 17-20 | .850 | 4 | 18 | 22 | 8 | 16-0 | 4 | 12 | 1 | 51 | 10.2 | 14 |
| Stricklen, S | 5-2 | 101 | 15-35 | .429 | 7-20 | .350 | 5-6 | .833 | 2 | 12 | 14 | 7 | 14-0 | 2 | 5 | 0 | 42 | 8.4 | 13 |
| Bird, S | 5-5 | 139 | 13-45 | .289 | 5-20 | .250 | 5-5 | 1.00 | 0 | 12 | 12 | 14 | 0-0 | 3 | 10 | 0 | 36 | 7.2 | 14 |
| Quinn, N | 4-1 | 55 | 10-21 | .476 | 0-2 | 0 | 6-6 | 1.00 | 2 | 7 | 9 | 2 | 2-0 | 0 | 1 | 0 | 26 | 6.5 | 11 |
| Wright, T | 5-5 | 110 | 13-28 | .464 | 0-0 | 0 | 3-3 | 1.00 | 5 | 10 | 15 | 19 | 11-0 | 4 | 8 | 0 | 29 | 5.8 | 10 |
| Robinson, A | 4-0 | 35 | 7-9 | .778 | 0-0 | 0 | 4-5 | .800 | 4 | 8 | 12 | 1 | 6-0 | 0 | 7 | 2 | 18 | 4.5 | 10 |
| Clark, A | 5-2 | 87 | 8-23 | .348 | 2-7 | .286 | 1-1 | 1.00 | 6 | 7 | 13 | 0 | 11-0 | 3 | 5 | 0 | 19 | 3.8 | 8 |
| Johnson, T | 5-0 | 68 | 6-23 | .261 | 0-4 | 0 | 3-4 | .750 | 1 | 7 | 8 | 12 | 4-0 | 3 | 6 | 0 | 15 | 3.0 | 7 |
| O'Hea, J | 4-0 | 69 | 4-16 | .250 | 3-10 | .300 | 0-0 | 0 | 5 | 2 | 7 | 4 | 5-0 | 3 | 8 | 0 | 11 | 2.8 | 6 |
| Powell, N | 4-0 | 39 | 0-7 | 0 | 0-3 | 0 | 0-0 | 0 | 3 | 5 | 8 | 0 | 6-0 | 1 | 3 | 0 | 0 | 0.0 | 0 |
| Rolle, W | 1-0 | 19 | 0-1 | 0 | 0-0 | 0 | 0-0 | 0 | 1 | 4 | 5 | 1 | 1-0 | 1 | 0 | 0 | 0 | 0.0 | 0 |
| Seattle Storm | 5-25 | 1000 | 125-310 | .403 | 19-77 | .247 | 61-71 | .859 | 40 | 116 | 189 | 69 | 92-0 | 26 | 82 | 4 | 330 | 66.0 | 72 |
| OPPONENTS | 5-25 | 1000 | 163-310 | .526 | 25-72 | .347 | 62-77 | .805 | 22 | 120 | 168 | 94 | 79-0 | 38 | 58 | 30 | 413 | 82.6 | 89 |

2014 SEASON SERIES (5-0) PHOENIX MERCURY VS. SEATTLE STORM

| PLAYER | G-GS | MIN | FG-FGA | PCT | 3FG-FGA | PCT | FT-FTA | PCT | OFF | DEF | TOT | AST | PF-DQ | STL | TO | BLK | PTS | AVG | HI |
|---------------------|------|------|---------|------|---------|------|--------|------|-----|-----|-----|-----|-------|-----|----|-----|-----|------|----|
| Griner, B | 5-5 | 145 | 37-57 | .649 | 0-0 | 0 | 12-14 | .857 | 5 | 32 | 37 | 13 | 10-0 | 4 | 11 | 16 | 86 | 17.2 | 19 |
| Dupree, C | 5-5 | 146 | 29-58 | .500 | 0-0 | 0 | 8-8 | 1.00 | 4 | 24 | 28 | 12 | 7-0 | 3 | 6 | 4 | 66 | 13.2 | 19 |
| Taurasi, D | 5-5 | 138 | 22-40 | .550 | 7-20 | .350 | 13-17 | .765 | 1 | 16 | 17 | 22 | 15-0 | 4 | 12 | 2 | 64 | 12.8 | 22 |
| Bonner, D | 5-5 | 135 | 16-37 | .432 | 2-10 | .200 | 8-9 | .889 | 3 | 10 | 13 | 12 | 2-0 | 8 | 6 | 3 | 42 | 8.4 | 11 |
| Taylor, P | 5-3 | 93 | 15-28 | .536 | 4-11 | .364 | 5-7 | .714 | 3 | 8 | 11 | 12 | 5-0 | 7 | 5 | 0 | 39 | 7.8 | 14 |
| Phillips, E | 5-2 | 91 | 13-24 | .542 | 7-11 | .636 | 6-9 | .667 | 0 | 8 | 8 | 10 | 10-0 | 3 | 7 | 1 | 39 | 7.8 | 11 |
| Murphy, S | 5-0 | 65 | 12-21 | .571 | 2-7 | .286 | 1-1 | 1.00 | 1 | 8 | 9 | 3 | 4-0 | 1 | 1 | 0 | 27 | 5.4 | 9 |
| Bass, M | 5-0 | 81 | 9-18 | .500 | 0-0 | 0 | 6-8 | .750 | 5 | 9 | 14 | 2 | 11-0 | 3 | 2 | 4 | 24 | 4.8 | 8 |
| Jekabsone-Zogota, A | 5-0 | 64 | 7-18 | .389 | 3-11 | .273 | 0-0 | 0 | 0 | 0 | 6 | 6 | 7-0 | 1 | 4 | 0 | 17 | 3.4 | 11 |
| Kobryn, E | 3-0 | 22 | 2-4 | .500 | 0-1 | 0 | 3-4 | .75 | 0 | 4 | 4 | 0 | 4-0 | 2 | 1 | 0 | 7 | 2.3 | 4 |
| Bias, T | 5-0 | 17 | 1-5 | .200 | 0-1 | 0 | 0-0 | 0 | 0 | 1 | 1 | 2 | 4-0 | 2 | 2 | 0 | 2 | 0.4 | 2 |
| Phoenix | 5-25 | 1000 | 163-310 | .526 | 25-72 | .347 | 62-77 | .805 | 22 | 120 | 168 | 94 | 79-0 | 38 | 58 | 30 | 413 | 82.6 | 89 |
| OPPONENTS | 5-25 | 1000 | 125-310 | .403 | 19-77 | .247 | 61-71 | .859 | 40 | 116 | 189 | 69 | 92-0 | 26 | 82 | 4 | 330 | 66.0 | 72 |

2014 VS. MERCURY (0-5)

| DATE | SITE | W/L | SCORE | STORM HI SCORER | STORM HI REBOUNDER | MERCURY HI SCORER | MERCURY HI REBOUNDER |
|---------|---------|-----|-------|-----------------|--------------------|-------------------|----------------------|
| 5/17/14 | Phoenix | L | 64-81 | Little-14 | Little-7 | Griner-19 | Bass-6 |
| 6/3/14 | Phoenix | L | 72-87 | Langhorne-27 | Wright-5 | Taurasi-20 | Dupree-8 |
| 7/9/14 | Phoenix | L | 58-78 | Robinson-10 | Stricklen-5 | Griner-8 | Griner-8 |
| 7/22/14 | Seattle | L | 71-89 | Langhorne-22 | Langhorne-9 | Taurasi-22 | Griner-7 |
| 8/17/14 | Seattle | L | 65-78 | Langhorne-16 | Bird-5 | Griner-18 | Griner-10 |
| | | | | | Rolle-5 | | |

CURRENT STREAKS VS. MERCURY

| SITE | LAST WIN | SCORE | LAST LOSS | SCORE | STREAK |
|------------|----------|-------|-----------|-------|--------|
| In Seattle | 8/1/13 | 75-72 | 8/17/14 | 65-78 | Lost 2 |
| In Phoenix | 8/23/13 | 81-73 | 7/9/14 | 58-78 | Lost 3 |
| Total | 8/23/13 | 81-73 | 8/17/14 | 65-78 | Lost 5 |

STORM VS. MERCURY ALL-TIME

| Year | Home | Road | Total |
|-----------------|-------------|--------------|--------------|
| 2000 | 0-1 | 0-2 | 0-3 |
| 2001 | 1-1 | 1-0 | 2-1 |
| 2002 | 1-0 | 1-1 | 2-1 |
| 2003 | 2-0 | 1-1 | 3-1 |
| 2004 | 2-0 | 0-2 | 2-2 |
| 2005 | 1-0 | 1-1 | 2-1 |
| 2006 | 1-1 | 2-0 | 3-1 |
| 2007 | 2-0 | 0-1 | 2-1 |
| 2008 | 2-0 | 1-1 | 3-1 |
| 2009 | 0-2 | 1-1 | 1-3 |
| 2010 | 2-0 | 3-0 | 5-0 |
| 2011 | 2-0 | 1-1 | 3-1 |
| 2012 | 2-1 | 2-0 | 4-1 |
| 2013 | 2-0 | 2-0 | 4-0 |
| 2014 | 0-2 | 0-3 | 0-5 |
| All-time | 20-8 | 16-14 | 36-22 |

LARGEST WINNING MARGIN

| | | | |
|----------|----|---------|------------------|
| Seattle: | 41 | 7/19/02 | at Seattle 89-48 |
| Phoenix: | 33 | 6/7/00 | at Phoenix 49-82 |



SAN ANTONIO STARS

AT&T Center
One AT&T Center Parkway
San Antonio, TX 78219

PHONE: 210-444-5738
Fax: 210-444-5699

Ticket Information: 210-444-5090

wnba.com/stars

MEDIA RELATIONS CONTACT

Preston Petri
210-444-5738
ppetri@attcenter.com

2015 vs. STARS
(All times Pacific)
Saturday, June 27
Seattle at San Antonio
5:00 pm

Saturday, August 8
Seattle at San Antonio
5:00 pm

Sunday, August 16
San Antonio at Seattle
6:00 pm

Friday, August 28
San Antonio at Seattle
7:00 pm

Sunday, September 13
San Antonio at Seattle
6:00 pm

TEAM DIRECTORY

| | |
|------------------------------|---------------------|
| Owner | Peter Holt |
| President, Business Ops | Rick Pych |
| President, Sports Franchises | RC Buford |
| Communications Manager | Preston Petri |
| Head Coach | Dan Hughes |
| Assistant Coach | Vickie Johnson |
| Assistant Coach | James Wade |
| Athletic Trainer | Tonya Holley |
| Strength & Conditioning | Christie Stragisher |

GENERAL INFORMATION

Conference: Western
Arena: Freeman Coliseum (9,000)
TV: Fox Sports Southwest
Radio: Ticket 760
Team Mascot: The Fox
Colors: Silver and Black

BACKGROUND

| | |
|----------------------------|-------------------|
| Founded | 2003 (Utah, 1997) |
| 2014 Record | 16-18 |
| 2014 Postseason | 0-2 |
| All-Time Record | 278-347 |
| All-Time Postseason Record | 10-23 |





2014 SEASON SERIES (3-1) SEATTLE STORM VS. SAN ANTONIO STARS

| PLAYER | G-GS | MIN | FG-FGA | PCT | 3FG-FGA | PCT | FT-FTA | PCT | OFF | DEF | TOT | AST | PF-DQ | STL | TO | BLK | PTS | AVG | HI |
|---------------|------|------|---------|------|---------|------|--------|------|-----|-----|-----|-----|-------|-----|----|-----|-----|------|----|
| Bird, S | 5-5 | 162 | 28-56 | .500 | 6-19 | .316 | 14-15 | .933 | 0 | 16 | 16 | 22 | 4-0 | 7 | 11 | 0 | 76 | 15.2 | 23 |
| Little, C | 6-6 | 216 | 34-74 | .459 | 5-18 | .278 | 18-21 | .857 | 11 | 20 | 31 | 11 | 19-1 | 5 | 16 | 5 | 91 | 15.2 | 22 |
| Langhorne, C | 6-6 | 177 | 31-57 | .544 | 0-1 | 0 | 15-25 | .600 | 10 | 43 | 53 | 6 | 17-0 | 6 | 12 | 1 | 77 | 12.8 | 19 |
| Stricklen, S | 6-2 | 130 | 25-48 | .521 | 13-26 | .500 | 5-8 | .625 | 1 | 17 | 18 | 4 | 15-0 | 5 | 8 | 3 | 68 | 11.3 | 19 |
| Wright, T | 5-5 | 1510 | 14-32 | .438 | 1-5 | .200 | 7-8 | .875 | 3 | 12 | 15 | 20 | 11-0 | 1 | 15 | 1 | 36 | 7.2 | 13 |
| Johnson, T | 6-1 | 119 | 17-42 | .405 | 4-10 | .400 | 4-4 | 1 | 1 | 18 | 19 | 31 | 9-0 | 2 | 6 | 0 | 42 | 7.0 | 13 |
| Powell, N | 4-0 | 67 | 4-13 | .308 | 3-12 | .250 | 5-7 | .714 | 1 | 8 | 9 | 0 | 7-0 | 3 | 2 | 1 | 16 | 4.0 | 6 |
| Clark, A | 6-4 | 95 | 10-20 | .500 | 2-11 | .182 | 1-2 | .500 | 4 | 12 | 16 | 5 | 10-0 | 0 | 2 | 3 | 23 | 3.8 | 7 |
| Quinn, N | 5-1 | 74 | 7-22 | .318 | 2-9 | .222 | 3-4 | .750 | 0 | 6 | 6 | 6 | 6-0 | 2 | 1 | 1 | 19 | 3.8 | 9 |
| O'Hea, J | 5-0 | 42 | 5-14 | .357 | 4-9 | .444 | 0-0 | 0 | 2 | 1 | 3 | 1 | 9-0 | 1 | 1 | 0 | 14 | 2.8 | 8 |
| Rolle, W | 1-0 | 4 | 1-1 | 1 | 0-0 | 0 | 0-0 | 0 | 0 | 1 | 1 | 0 | 0-0 | 0 | 0 | 0 | 2 | 2.0 | 2 |
| Robinson, A | 3-0 | 8 | 0-3 | 0 | 0-0 | 0 | 0-0 | 0 | 0 | 1 | 1 | 0 | 4-0 | 0 | 1 | 0 | 0 | 0.0 | 0 |
| Seattle Storm | 6-30 | 125 | 176-382 | .461 | 40-120 | .333 | 72-94 | .766 | 33 | 155 | 242 | 106 | 111-1 | 32 | 84 | 15 | 464 | 77.3 | 88 |
| OPPONENTS | 6-30 | 125 | 159-390 | .408 | 33-91 | .363 | 94-111 | .847 | 51 | 146 | 234 | 105 | 90-0 | 42 | 74 | 16 | 445 | 74.2 | 87 |

2014 SEASON SERIES (1-3) SAN ANTONIO STARS VS. SEATTLE STORM

| PLAYER | G-GS | MIN | FG-FGA | PCT | 3FG-FGA | PCT | FT-FTA | PCT | OFF | DEF | TOT | AST | PF-DQ | STL | TO | BLK | PTS | AVG | HI |
|-------------------|------|-----|---------|------|---------|------|--------|------|-----|-----|-----|-----|-------|-----|----|-----|-----|------|----|
| Robinson, D | 4-4 | 134 | 21-47 | .447 | 0-1 | 0 | 14-16 | .875 | 1 | 9 | 10 | 22 | 7-0 | 4 | 8 | 1 | 56 | 14.0 | 20 |
| Adams, D | 4-1 | 93 | 18-37 | .486 | 4-12 | .333 | 8-8 | 1.00 | 4 | 9 | 13 | 11 | 12-0 | 0 | 2 | 3 | 48 | 12.0 | 18 |
| McBride, K | 4-4 | 96 | 11-32 | .344 | 6-18 | .333 | 14-18 | .778 | 3 | 5 | 8 | 7 | 5-0 | 5 | 7 | 0 | 42 | 10.5 | 17 |
| Perkins, J | 3-0 | 77 | 11-32 | .344 | 5-15 | .333 | 3-3 | 1.00 | 0 | 2 | 2 | 4 | 5-0 | 5 | 3 | 1 | 30 | 10.0 | 15 |
| Hammon, B | 4-4 | 99 | 10-23 | .435 | 4-10 | .400 | 4-4 | 1.00 | 1 | 7 | 8 | 10 | 6-0 | 3 | 7 | 0 | 28 | 7.0 | 12 |
| Appel, J | 4-4 | 101 | 10-18 | .556 | 0-0 | 0 | 3-4 | .750 | 9 | 28 | 37 | 8 | 11-0 | 4 | 6 | 3 | 23 | 5.8 | 11 |
| Young-Malcolm, S | 4-3 | 91 | 7-23 | .304 | 0-0 | 0 | 9-14 | .643 | 8 | 11 | 19 | 1 | 7-0 | 6 | 1 | 0 | 23 | 5.8 | 12 |
| Johnson, S | 4-0 | 63 | 8-19 | .421 | 2-5 | .400 | 0-0 | 0 | 1 | 12 | 13 | 4 | 6-0 | 4 | 3 | 1 | 18 | 4.5 | 10 |
| Christon, S | 2-0 | 21 | 2-4 | .500 | 2-3 | .667 | 3-4 | .750 | 0 | 1 | 1 | 1 | 0-0 | 0 | 1 | 0 | 9 | 4.5 | 9 |
| Alexander, K | 4-0 | 41 | 5-13 | .385 | 0-0 | 0 | 4-5 | .800 | 4 | 5 | 9 | 0 | 3-0 | 1 | 1 | 1 | 14 | 3.5 | 9 |
| Butler, H | 1-0 | 4 | 0-2 | 0 | 0-1 | 0 | 0-0 | 0 | 1 | 0 | 1 | 0 | 1-0 | 0 | 1 | 0 | 0 | 0.0 | 0 |
| Ndour, A | 0-0 | 0 | 0-0 | 0 | 0-0 | 0 | 0-0 | 0 | 0 | 0 | 0 | 0 | 0-0 | 0 | 0 | 0 | 0 | 0.0 | 0 |
| Whyte, D | 0-0 | 0 | 0-0 | 0 | 0-0 | 0 | 0-0 | 0 | 0 | 0 | 0 | 0 | 0-0 | 0 | 0 | 0 | 0 | 0.0 | 0 |
| San Antonio Stars | 4-20 | 825 | 103-250 | .412 | 23-65 | .354 | 62-76 | .816 | 32 | 89 | 142 | 68 | 63-0 | 32 | 46 | 10 | 291 | 72.8 | 87 |
| OPPONENTS | 4-20 | 825 | 123-248 | .496 | 26-77 | .338 | 48-64 | .750 | 22 | 106 | 160 | 71 | 72-1 | 18 | 54 | 11 | 320 | 80.0 | 88 |

2014 VS. STARS (3-1)

| DATE | SITE | W/L | SCORE | STORM HI SCORER | STORM HI REBOUNDER | STARS HI SCORER | STARS HI REBOUNDER |
|---------|-------------|-----|-------|--------------------------------------|-------------------------|-----------------|--------------------|
| 6/13/15 | San Antonio | W | 79-72 | Little-13 Wright-13 Johnson-13 | Langhorne-9 | Adams-18 | Young-Malcolm-7 |
| 6/19/14 | Seattle | L | 82-87 | Bird-23 | Little-9 Langhorne-9 | Robinson-20 | Appel-15 |
| 7/11/14 | San Antonio | W | 88-67 | Stricklen-19 | Clark-6 Stricklen-6 | McBride-13 | Appel-6 |
| 8/3/14 | Seattle | W | 71-65 | Langhorne-19 | Langhorne-10 | McBride-17 | Appel-7 |

CURRENT STREAKS VS. STARS

| SITE | LAST WIN | SCORE | LAST LOSS | SCORE | STREAK |
|----------------|----------|-------|-----------|-------|--------|
| In Seattle | 8/3/14 | 71-65 | 6/19/14 | 82-87 | Won 1 |
| In San Antonio | 7/11/14 | 88-67 | 8/25/13 | 64-70 | Won 1 |
| Total | 8/3/14 | 71-65 | 6/19/14 | 82-87 | Won 2 |

STORM VS. STARS ALL-TIME

| Year | Home | Road | Total |
|------------------------|--------------|--------------|---------------|
| IN UTAH: | | | |
| 2000 | 0-2 | 0-1 | 0-3 |
| 2001 | 1-0 | 1-1 | 2-1 |
| 2002 | 1-1 | 0-1 | 1-2 |
| IN SAN ANTONIO: | | | |
| 2003 | 1-1 | 0-2 | 1-3 |
| 2004 | 2-0 | 1-0 | 3-0 |
| 2005 | 2-0 | 1-1 | 3-1 |
| 2006 | 1-1 | 0-1 | 1-2 |
| 2007 | 0-4 | 0-3 | 0-7 |
| 2008 | 1-0 | 0-2 | 1-2 |
| 2009 | 2-0 | 1-1 | 3-1 |
| 2010 | 2-0 | 2-0 | 4-0 |
| 2011 | 3-0 | 1-1 | 4-1 |
| 2012 | 2-0 | 0-2 | 2-2 |
| 2013 | 1-1 | 2-1 | 3-2 |
| 2014 | 1-1 | 2-0 | 3-1 |
| All-time | 18-7 | 10-14 | 28-21* |
| TOTALS | 20-10 | 11-17 | 31-27 |

*In San Antonio

LARGEST WINNING MARGIN

| | | | | |
|-------------|----|---------|----------------|-------|
| Seattle: | 40 | 6/22/03 | at Seattle | 93-53 |
| San Antonio | 24 | 9/14/12 | at San Antonio | 66-90 |



TULSA SHOCK

Two West Second Street, Suite 150
Tulsa, OK 74103

PHONE: (612) 673-1600

FAX: (612) 673-8407

Ticket Info: 918-599-9622 (WNBA)

www.tulsashock.net

MEDIA RELATIONS CONTACT

Eric Newendorp

enewendorp@tulsashock.net

2015 vs. SHOCK

(All times Pacific)

Tuesday, June 9

Seattle at Tulsa

5:00 pm

Sunday, June 28

Seattle at Tulsa

4:00 pm

Tuesday, June 30

Tulsa at Seattle

7:00 pm

Thursday, September 3

Tulsa at Seattle

7:00 pm

TEAM DIRECTORY

President

Communications Manager

Head Coach

Assistant Coach

Assistant Coach

Athletic Trainer

Steve Swetoha

Erik Newendorp

Fred Williams

Bridget Pettis

Ed Baldwin

Allison Russell

GENERAL INFORMATION

Conference: Western

Arena: BOK Center (7,479)

TV: The Cox Channel

Team Mascot: Volt

Colors: Yellow, Black, Red

BACKGROUND

Founded

2014 Record

2014 Postseason

All-Time Record

All-Time Postseason Record

2010 (Detroit, 1998)

12-22

DNQ

251-315

30-19



TULSA SHOCK



2014 SEASON SERIES (2-2) SEATTLE STORM VS. TULSA SHOCK

| PLAYER | G-GS | MIN | FG-FGA | PCT | 3FG-FGA | PCT | FT-FTA | PCT | OFF | DEF | TOT | AST | PF-DQ | STL | TO | BLK | PTS | AVG | HI |
|---------------|------|-----|---------|------|---------|------|--------|------|-----|-----|-----|-----|-------|-----|----|-----|-----|------|----|
| Bird, S | 4-4 | 129 | 20-49 | .408 | 7-13 | .538 | 13-18 | .722 | 1 | 11 | 12 | 14 | 6-0 | 5 | 8 | 0 | 60 | 15.0 | 22 |
| Wright, T | 4-4 | 124 | 18-35 | .514 | 1-2 | .500 | 20-26 | .769 | 0 | 12 | 12 | 16 | 15-1 | 5 | 11 | 0 | 57 | 14.3 | 24 |
| Langhorne, C | 4-4 | 131 | 26-41 | .634 | 0-0 | 0 | 4-8 | .500 | 9 | 19 | 28 | 10 | 9-0 | 2 | 14 | 4 | 56 | 14.0 | 23 |
| Little, C | 4-4 | 135 | 15-32 | .469 | 1-6 | .167 | 9-13 | .692 | 4 | 11 | 15 | 7 | 10-0 | 6 | 9 | 3 | 40 | 10.0 | 16 |
| Stricklen, S | 4-2 | 63 | 10-22 | .455 | 5-14 | .357 | 0-0 | 0 | 0 | 5 | 5 | 1 | 3-0 | 1 | 1 | 0 | 25 | 6.3 | 11 |
| Johnson, T | 4-0 | 60 | 7-23 | .304 | 2-7 | .286 | 4-5 | .800 | 3 | 8 | 11 | 14 | 7-0 | 3 | 3 | 1 | 20 | 5.0 | 9 |
| Clark, A | 4-2 | 66 | 5-11 | .455 | 2-6 | .333 | 3-4 | .750 | 0 | 8 | 8 | 2 | 7-0 | 3 | 1 | 0 | 15 | 3.8 | 8 |
| Robinson, A | 2-0 | 9 | 2-2 | 1.00 | 0-0 | 0 | 0-0 | 0 | 0 | 2 | 2 | 0 | 5-0 | 0 | 0 | 0 | 4 | 2.0 | 2 |
| Powell, N | 3-0 | 32 | 2-9 | .222 | 1-6 | .167 | 0-0 | 0 | 2 | 4 | 6 | 0 | 6-0 | 2 | 1 | 0 | 5 | 1.7 | 3 |
| O'Hea, J | 3-0 | 20 | 2-6 | .333 | 1-4 | .250 | 0-0 | 0 | 0 | 3 | 3 | 1 | 5-0 | 0 | 1 | 0 | 5 | 1.7 | 3 |
| Quinn, N | 4-0 | 25 | 1-4 | .250 | 0-0 | 0 | 0-0 | 0 | 4 | 1 | 5 | 1 | 2-0 | 0 | 0 | 0 | 2 | 0.5 | 2 |
| Rolle, W | 1-0 | 2 | 0-0 | 0 | 0-0 | 0 | 0-0 | 0 | 0 | 1 | 1 | 0 | 0-0 | 0 | 0 | 0 | 0 | 0.0 | 0 |
| Seattle Storm | 4-20 | 800 | 108-234 | .462 | 20-58 | .345 | 53-74 | .716 | 23 | 85 | 135 | 66 | 75-1 | 27 | 50 | 8 | 289 | 72.3 | 79 |
| OPPONENTS | 4-20 | 800 | 109-248 | .44 | 20-70 | .286 | 55-75 | .733 | 43 | 101 | 171 | 59 | 73-2 | 26 | 56 | 8 | 293 | 73.3 | 85 |

2014 SEASON SERIES (2-2) TULSA SHOCK VS. SEATTLE STORM

| PLAYER | G-GS | MIN | FG-FGA | PCT | 3FG-FGA | PCT | FT-FTA | PCT | OFF | DEF | TOT | AST | PF-DQ | STL | TO | BLK | PTS | AVG | HI |
|------------------|------|-----|---------|------|---------|------|--------|------|-----|-----|-----|-----|-------|-----|----|-----|-----|------|----|
| Johnson, G | 4-4 | 135 | 25-48 | .521 | 0-0 | 0 | 17-23 | .739 | 12 | 29 | 41 | 7 | 17-1 | 3 | 16 | 2 | 67 | 16.8 | 21 |
| Diggins, S | 4-4 | 138 | 24-54 | .444 | 5-12 | .417 | 13-14 | .929 | 2 | 8 | 10 | 12 | 11-1 | 3 | 16 | 4 | 66 | 16.5 | 26 |
| Sims, O | 4-3 | 137 | 19-47 | .404 | 6-19 | .316 | 9-12 | .750 | 3 | 11 | 14 | 19 | 9-0 | 6 | 10 | 0 | 53 | 13.3 | 21 |
| Paris, C | 4-4 | 109 | 17-28 | .607 | 0-0 | 0 | 4-11 | .364 | 14 | 25 | 39 | 6 | 9-0 | 5 | 2 | 2 | 38 | 9.5 | 16 |
| Hodges, R | 4-4 | 89 | 7-23 | .304 | 4-16 | .250 | 9-11 | .818 | 2 | 6 | 8 | 7 | 8-0 | 5 | 2 | 0 | 27 | 6.8 | 16 |
| Hooper, J | 4-1 | 78 | 8-24 | .333 | 3-16 | .188 | 0-0 | 0 | 3 | 7 | 10 | 2 | 7-0 | 0 | 1 | 0 | 19 | 4.8 | 10 |
| Williams, R | 1-0 | 19 | 1-5 | .200 | 0-3 | 0 | 2-2 | 1.00 | 0 | 3 | 3 | 1 | 2-0 | 0 | 1 | 0 | 4 | 4.0 | 4 |
| Baugh, V | 4-0 | 34 | 5-9 | .556 | 0-0 | 0 | 1-2 | .500 | 4 | 7 | 11 | 0 | 3-0 | 0 | 0 | 0 | 11 | 2.8 | 8 |
| Lacy, J | 4-0 | 28 | 2-6 | .333 | 2-4 | .500 | 0-0 | 0 | 3 | 2 | 5 | 2 | 2-0 | 2 | 1 | 0 | 6 | 1.5 | 3 |
| Goodrich, A | 3-0 | 16 | 1-2 | .500 | 0-0 | 0 | 0-0 | 0 | 0 | 2 | 2 | 3 | 3-0 | 2 | 2 | 0 | 2 | 0.7 | 2 |
| Jackson-Jones, T | 1-0 | 7 | 0-1 | 0 | 0-0 | 0 | 0-0 | 0 | 0 | 1 | 1 | 0 | 1-0 | 0 | 0 | 0 | 0 | 0.0 | 0 |
| Plaisance, T | 1-0 | 3 | 0-1 | 0 | 0-0 | 0 | 0-0 | 0 | 0 | 0 | 0 | 0 | 1-0 | 0 | 0 | 0 | 0 | 0.0 | 0 |
| Tulsa Shock | 4-20 | 800 | 109-248 | .440 | 20-70 | .286 | 55-75 | .733 | 43 | 101 | 171 | 59 | 73-2 | 26 | 56 | 8 | 293 | 73.3 | 85 |
| OPPONENTS | 4-20 | 800 | 108-234 | .462 | 20-58 | .345 | 53-74 | .716 | 23 | 85 | 135 | 66 | 75-1 | 27 | 50 | 8 | 289 | 72.3 | 79 |

2014 VS. SHOCK (2-2)

| DATE | SITE | W/L | SCORE | SHOCK HI SCORER | SHOCK HI REBOUNDER | SHOCK HI SCORER | SHOCK HI REBOUNDER |
|---------|---------|-----|-------|-----------------|--------------------|-----------------|-------------------------|
| 6/1/14 | Seattle | W | 62-60 | Langhorne-23 | Langhorne-8 | G. Johnson-21 | G. Johnson-9 Paris-9 |
| 6/15/14 | Tulsa | L | 79-85 | Wright-24 | Langhorne-7 | Diggins-26 | G. Johnson-13 |
| 7/29/14 | Tulsa | L | 74-80 | Bird-15 | Langhorne-6 | Sims-21 | G. Johnson-13 |
| 8/10/14 | Seattle | W | 74-68 | Bird-22 | Langhorne-7 | Skylar-23 | Paris-14 |

CURRENT STREAKS VS. SHOCK

| SITE | LAST WIN | SCORE | LAST LOSS | SCORE | STREAK |
|------------|----------|-------|-----------|-------|--------|
| In Seattle | 8/10/14 | 74-68 | 7/17/13 | 59-86 | Won 3 |
| In Tulsa | 9/12/13 | 76-67 | 7/29/14 | 74-80 | Lost 2 |
| Total | 8/10/14 | 74-68 | 7/29/14 | 74-80 | Won 1 |

STORM VS. SHOCK ALL-TIME

| Year | Home | Road | Total |
|--------------------|-------------|-------------|--------------|
| IN DETROIT: | | | |
| 2000 | 0-1 | 0-1 | 0-2 |
| 2001 | 1-0 | 0-0 | 1-0 |
| 2002 | 0-0 | 1-0 | 1-0 |
| 2003 | 0-1 | 0-1 | 0-2 |
| 2004 | 1-0 | 0-1 | 1-1 |
| 2005 | 1-0 | 1-0 | 2-0 |
| 2006 | 0-1 | 1-0 | 1-1 |
| 2007 | 0-1 | 0-1 | 0-2 |
| 2008 | 1-0 | 0-1 | 1-1 |
| 2009 | 0-1 | 1-0 | 1-1 |
| IN TULSA: | | | |
| 2010 | 2-0 | 1-1 | 3-1 |
| 2011 | 2-0 | 3-0 | 5-0 |
| 2012 | 2-0 | 2-0 | 4-0 |
| 2013 | 1-2 | 1-1 | 2-3 |
| 2014 | 2-0 | 0-2 | 2-2 |
| All-time | 9-2 | 7-4 | 16-6* |
| TOTALS | 13-7 | 11-9 | 24-16 |

*In Tulsa

LARGEST WINNING MARGIN

| | | | | |
|---------------|----|--------|------------|--------|
| Seattle: | 46 | 8/7/10 | at Seattle | 111-65 |
| Detroit/Tulsa | 27 | 8/9/07 | at Detroit | 70-97 |



WASHINGTON MYSTICS

627 N. Glebe Rd., Suite 850
Arlington, VA 22203

PHONE: (202) 266-2200
FAX: (202) 266-2220

Ticket Info: 1.877.DC.HOOP1
www.wnba.com/mystics/tickets

MEDIA RELATIONS CONTACT

Ketsia Colimon
O - 202-527-7535
kcolimon@monumentalsports.com

2015 vs. MYSTICS

(All times Pacific)
Wednesday, July 29
Seattle at Washington
8:30 am

Sunday, August 30
Washington at Seattle
6:00 pm

TEAM DIRECTORY

| | |
|------------------------------|------------------|
| Owner | Ted Leonsis |
| Chairman | Ted Leonsis |
| President & Managing Partner | Shelia Johnson |
| President & Vice Chairman | Dick Patrick |
| Head Coach and GM | Mike Thibault |
| Assistant Coach | Eric Thibault |
| Assistant Coach | Marianne Stanley |
| Head Athletic Trainer | Emily Fortunato |

GENERAL INFORMATION

Conference: Eastern
Arena: Verizon Center
TV:
Team Mascot: Pax
Colors: Red, Navy, Silver, White

BACKGROUND

| | |
|----------------------------|---------|
| Founded | 1998 |
| 2014 Record | 18-21 |
| 2014 Postseason | 0-2 |
| All-Time Record | 226-345 |
| All-Time Postseason Record | 5-16 |



WASHINGTON MYSTICS



2014 SEASON SERIES (2-2) SEATTLE STORM VS. TULSA SHOCK

| PLAYER | G-GS | MIN | FG-FGA | PCT | 3FG-FGA | PCT | FT-FTA | PCT | OFF | DEF | TOT | AST | PF-DQ | STL | TO | BLK | PTS | AVG | HI |
|---------------|------|-----|--------|------|---------|------|--------|------|-----|-----|-----|-----|-------|-----|----|-----|-----|------|----|
| Bird, S | 2-2 | 74 | 14-32 | .438 | 5-11 | .455 | 4-4 | 1.00 | 1 | 5 | 6 | 10 | 2-0 | 2 | 1 | 0 | 37 | 18.5 | 21 |
| Little, C | 2-2 | 62 | 10-28 | .357 | 0-5 | 0 | 17-19 | .895 | 3 | 5 | 8 | 7 | 5-0 | 2 | 8 | 2 | 37 | 18.5 | 22 |
| Wright, T | 1-1 | 30 | 4-11 | .364 | 0-1 | 0 | 6-6 | 1.00 | 0 | 2 | 2 | 3 | 3-0 | 2 | 2 | 0 | 14 | 14.0 | 14 |
| Stricklen, S | 2-0 | 34 | 6-12 | .500 | 6-10 | .600 | 0-0 | 0 | 1 | 2 | 3 | 2 | 2-0 | 0 | 2 | 0 | 18 | 9.0 | 12 |
| Langhorne, C | 2-2 | 57 | 7-12 | .583 | 1-1 | 1.00 | 2-4 | .500 | 7 | 12 | 19 | 2 | 3-0 | 0 | 1 | 0 | 17 | 8.5 | 11 |
| Powell, N | 2-0 | 39 | 5-7 | .714 | 4-6 | .667 | 0-0 | 0 | 1 | 2 | 3 | 3 | 3-0 | 4 | 0 | 1 | 14 | 7.0 | 8 |
| Clark, A | 2-2 | 34 | 4-8 | .500 | 1-3 | .333 | 1-1 | 1.00 | 0 | 5 | 5 | 3 | 2-0 | 1 | 3 | 0 | 10 | 5.0 | 6 |
| Johnson, T | 2-1 | 35 | 3-8 | .375 | 0-2 | 0 | 1-1 | 1.00 | 0 | 4 | 4 | 2 | 2-0 | 4 | 4 | 0 | 7 | 3.5 | 5 |
| Quinn, N | 2-0 | 46 | 2-7 | .286 | 1-2 | .500 | 0-0 | 0 | 4 | 10 | 14 | 7 | 2-0 | 1 | 0 | 0 | 5 | 2.5 | 5 |
| O'Hea, J | 2-0 | 10 | 1-5 | .200 | 1-3 | .333 | 0-0 | 0 | 0 | 3 | 3 | 2 | 1-0 | 1 | 2 | 0 | 3 | 1.5 | 3 |
| Robinson, A | 0-0 | 0 | 0-0 | 0 | 0-0 | 0 | 0-0 | 0 | 0 | 0 | 0 | 0 | 0-0 | 0 | 0 | 0 | 0 | 0.0 | 0 |
| Seattle Storm | 2-10 | 425 | 56-130 | .431 | 19-44 | .432 | 31-35 | .886 | 17 | 50 | 79 | 41 | 25-0 | 17 | 24 | 3 | 162 | 81.0 | 89 |
| OPPONENTS | 2-10 | 425 | 60-134 | .448 | 11-32 | .344 | 20-23 | .870 | 13 | 48 | 76 | 29 | 37-1 | 14 | 28 | 6 | 151 | 75.5 | 86 |

2014 SEASON SERIES (2-2) TULSA SHOCK VS. SEATTLE STORM

| PLAYER | G-GS | MIN | FG-FGA | PCT | 3FG-FGA | PCT | FT-FTA | PCT | OFF | DEF | TOT | AST | PF-DQ | STL | TO | BLK | PTS | AVG | HI |
|-----------------|------|-----|--------|------|---------|------|--------|-------|-----|-----|-----|-----|-------|-----|----|-----|-----|------|----|
| Hartley, B | 2-1 | 49 | 12-20 | .600 | 4-8 | .500 | 2-2 | 1.00 | 0 | 3 | 3 | 4 | 5-0 | 1 | 4 | 0 | 30 | 15.0 | 26 |
| Lawson, K | 2-1 | 58 | 6-15 | .400 | 3-7 | .429 | 9-9 | 1.00 | 1 | 6 | 7 | 7 | 2-0 | 2 | 2 | 1 | 24 | 12.0 | 13 |
| Currie, M | 2-2 | 52 | 8-16 | .500 | 1-6 | .167 | 5-6 | 0.833 | 2 | 6 | 8 | 4 | 5-0 | 3 | 4 | 0 | 22 | 11.0 | 16 |
| Vaughn, K | 2-2 | 60 | 7-19 | .368 | 0-0 | 0 | 2-2 | 1.00 | 3 | 9 | 12 | 0 | 10-1 | 2 | 2 | 0 | 16 | 8.0 | 8 |
| Latta, I | 2-2 | 57 | 5-16 | .313 | 3-10 | .300 | 0-1 | 0 | 0 | 3 | 3 | 4 | 2-0 | 0 | 2 | 0 | 13 | 6.5 | 10 |
| Meesseman, E | 2-2 | 48 | 6-13 | .462 | 0-0 | 0 | 0-0 | 0 | 3 | 9 | 12 | 4 | 3-0 | 2 | 1 | 2 | 12 | 6.0 | 12 |
| Ruffin-Pratt, T | 2-0 | 39 | 6-14 | .429 | 0-0 | 0 | 0-0 | 0 | 1 | 4 | 5 | 0 | 4-0 | 1 | 2 | 0 | 12 | 6.0 | 8 |
| Dolson, S | 2-0 | 24 | 4-10 | .400 | 0-0 | 0 | 2-3 | 0.667 | 1 | 7 | 8 | 5 | 2-0 | 0 | 3 | 2 | 10 | 5.0 | 6 |
| Milovanovic, J | 2-0 | 17 | 3-7 | .429 | 0-1 | 0 | 0-0 | 0 | 0 | 1 | 1 | 0 | 1-0 | 1 | 2 | 0 | 6 | 3.0 | 4 |
| Hawkins, T | 2-0 | 17 | 3-4 | .750 | 0-0 | 0 | 0-0 | 0 | 2 | 0 | 2 | 1 | 2-0 | 2 | 3 | 1 | 6 | 3.0 | 6 |
| Greene, K | 1-0 | 0 | 0-0 | 0 | 0-0 | 0 | 0-0 | 0 | 0 | 0 | 0 | 0 | 1-0 | 0 | 0 | 0 | 0 | 0.0 | 0 |
| Hill, T | 0-0 | 0 | 0-0 | 0 | 0-0 | 0 | 0-0 | 0 | 0 | 0 | 0 | 0 | 0-0 | 0 | 0 | 0 | 0 | 0.0 | 0 |
| Tulsa Shock | 2-10 | 425 | 60-134 | .448 | 11-32 | .344 | 20-23 | .870 | 13 | 48 | 76 | 29 | 37-1 | 14 | 28 | 6 | 151 | 75.5 | 86 |
| OPPONENTS | 2-10 | 425 | 56-130 | .431 | 19-44 | .432 | 31-35 | .886 | 17 | 50 | 79 | 41 | 25-0 | 17 | 24 | 3 | 162 | 81.0 | 89 |

2014 VS. MYSTICS (2-0)

| DATE | SITE | W/L | SCORE | STORM HI SCORER | STORM HI REBOUNDER | MYSTICS HI SCORER | MYSTICS HI REBOUNDER |
|---------|------------|-----|-------|-----------------|--------------------|-------------------|----------------------|
| 5/24/14 | Washington | W | 73-35 | Bird 16 | Langhorne 14 | Meesseman 12 | Meesseman 5 |
| 6/22/14 | Seattle | W | 89-86 | Little 22 | Quinn 11 | Hartley 26 | Vaughn 8 |

CURRENT STREAKS VS. MYSTICS

| SITE | LAST WIN | SCORE | LAST LOSS | SCORE | STREAK |
|---------------|----------|-------|-----------|-------|--------|
| In Seattle | 6/22/14 | 89-86 | 7/13/05 | 71-78 | Won 9 |
| In Washington | 5/24/14 | 73-65 | 6/06/13 | 59-62 | Won 1 |
| Total | 6/18/13 | 96-86 | 6/06/13 | 59-62 | Won 10 |

STORM VS. MYSTICS ALL-TIME

| Year | Home | Road | Total |
|-----------------|-------------|------------|--------------|
| 2001 | 0-1 | 0-1 | 0-2 |
| 2002 | --- | 1-0 | 1-0 |
| 2003 | 1-0 | --- | 1-0 |
| 2004 | 1-0 | 0-1 | 1-1 |
| 2005 | 0-1 | 0-1 | 0-2 |
| 2006 | 1-0 | 1-0 | 2-0 |
| 2007 | 1-0 | 0-1 | 1-1 |
| 2008 | 1-0 | 0-1 | 1-1 |
| 2009 | 1-0 | 0-1 | 1-1 |
| 2010 | 1-0 | 0-1 | 1-1 |
| 2011 | 1-0 | 1-0 | 2-0 |
| 2012 | 1-0 | 1-0 | 2-0 |
| 2013 | 1-0 | 0-1 | 1-1 |
| 2014 | 1-0 | 1-0 | 2-0 |
| All-time | 10-2 | 4-8 | 14-10 |

LARGEST WINNING MARGIN

| | | | |
|--------------|------------|---------|---------------------|
| Seattle – | points: 23 | 8/11/07 | at Washington 91-68 |
| Washington – | points: 12 | 6/10/05 | at Washington 52-64 |





April 24, 1996

Women's basketball announces "We Got Next" as the NBA Board of Governors approves the concept of a WNBA.

August 7, 1996

Val Ackerman is named first president of the WNBA.

October 23, 1996

Houston Comets forward Sheryl Swoopes becomes the first player signed by the WNBA.

October 30, 1996

WNBA announces eight teams to compete in the inaugural season – Charlotte, Cleveland, Houston, Los Angeles, New York, Phoenix, Sacramento and Utah.

January 22, 1997

The league's first 16 players are allocated to teams, an elite group comprised of Olympians and collegiate stars.

April 19, 1997

WNBA and Spalding introduce the league's official orange-and-oatmeal game ball during WNBA Pre-Draft Camp at Disney's Wide World of Sports complex in Orlando.

April 28, 1997

Tina Thompson is the first No. 1 draft pick, selected by the Houston Comets in the inaugural WNBA Draft.

June 21, 1997

The New York Liberty and the Los Angeles Sparks tip-off the first WNBA game at the Great Western Forum in Los Angeles. Sparks guard Penny Toler scores the league's first basket at 19:01. New York wins 67-57.

June 23, 1997

Utah Starzz becomes first team to pass the 100-point mark in a 102-89 victory over the Los Angeles Sparks.

July 2, 1997

New York Liberty center Rebecca Lobo wins her 100th consecutive personal victory when the Liberty defeat the Houston Comets 70-67. Winning streak comprises Lobo's 35-0 senior season at the University of Connecticut, 60-0 as member of U.S. Olympic Team and 5-0 as a member of the Liberty. The streak ends at 102.

August 30, 1997

The Houston Comets become the first WNBA Champions, employing the unstoppable Cynthia Cooper and a suffocating defense for a 65-51 victory over the New York Liberty at The Summit.

October 1, 1997

The WNBA announces that franchises in Detroit and Washington will join the fold as expansion teams for the 1998 season.

April 22, 1998

The league announces the addition of expansion teams in Orlando and Minnesota for the 1999 season, bringing the total number of teams to 12.

June 19, 1998

Los Angeles Sparks center Lisa Leslie sets a WNBA record by pulling down 21 rebounds in the Sparks' victory over the New York Liberty.

June 21, 1998

Lisa Leslie notches her seventh-straight double-double, setting a WNBA record.

July 18, 1998

Houston's Cynthia Cooper becomes the first player to reach 1,000 points during Comets' 75-44 rout of the Sacramento Monarchs.

July 29, 1998

Sacramento Monarchs guard Ticha Penicheiro dishes out 16 assists in a 75-67 loss vs. the Cleveland Rockers to set a WNBA record.

August 29, 1998

In Game 2 of the WNBA Finals, the Houston Comets, trailing the Phoenix Mercury 1-0 in the best-of-three series, erases a 12-point deficit in the final 7:24 to force overtime. Houston wins the series and claims its second of four titles.

April 29, 1999

The WNBA and WNBPA reaches final accord as the league's first Collective Bargaining Agreement is signed.

June 7, 1999

WNBA announces the addition of four expansion teams for the 2000 season – Indiana, Miami, Portland and Seattle. The WNBA family now includes 16 teams.

June 29, 1999

The Sacramento Monarchs and the Minnesota Lynx combine for a WNBA-record 21 three-pointers (10 by Sacramento, 11 by Minnesota) in the Monarchs' 86-72 victory over the Lynx.

July 14, 1999

Whitney Houston sings the National Anthem in front of an electrified crowd on hand at Madison Square Garden to witness the Inaugural WNBA All-Star Game. The West defeats the East 79-61 and Lisa Leslie is named MVP.

July 27, 1999

Sheryl Swoopes records the WNBA's first triple-double with 15 points, 14 rebounds and 10 assists in an 85-46 win over Detroit at the Compaq Center.

September 4, 1999

New York Liberty guard Teresa Weatherspoon nails a shot from beyond the midcourt line with 2.4 seconds remaining to give the Liberty a 68-67 victory over the Houston Comets in Game 2 of the WNBA Finals. The shot sends the series to a decisive Game 3, which the Comets win to claim their third straight WNBA title.

June 7, 2000

Cleveland Rockers forward Eva Nemcova ends her record-streak of 66 consecutive free throws with a miss against Orlando. Nemcova did not miss from the foul line from June 14, 1999 to June 5, 2000.

July 17, 2000

The West defeats the East 73-61 at the 2000 WNBA All-Star Game, hosted by the Phoenix Mercury at America West Arena. Houston's Tina Thompson captures MVP honors.

August 25, 2000

Cleveland Rockers guard Suzie McConnell Serio is named the recipient of the first Kim Perrot Sportsmanship Award presented by American General, named in honor of Houston's Kim Perrot, who died of cancer in 1999.

August 26, 2000

Cynthia Cooper turns in a clutch performance to earn her fourth WNBA Finals MVP as the Houston Comets claim fourth straight title by defeating the New York Liberty. In Game 1 at Madison Square Garden, Cooper converts a crucial three-point play with 25.4 seconds remaining to push the Comets' lead to five. In Game 2, she scores six of her 25 points in overtime and nine of Houston's final 18 points. It marks Cooper's last appearance in the WNBA Finals. She retires as the WNBA's all-time scoring leader.



June 2, 2001

Houston's Van Chancellor becomes first WNBA coach to record 100 victories as the Comets defeat the Detroit Shock 74-73.

June 7, 2001

Utah Starzz center Margo Dydek records the WNBA's second triple-double, setting a league record for blocked shots in the process as her 12 points, 11 rebounds and 10 blocks leads Utah to an 82-79 win over Orlando.

July 3, 2001

Washington and Seattle battle through quadruple overtime – the longest game in WNBA history – before the Mystics edge the Storm 72-69.

July 7, 2001

Minnesota Lynx guard Katie Smith sets the WNBA single-game scoring record with a 46-point performance, including six three-pointers, in a 100-95 overtime loss to Los Angeles.

July 14, 2001

The West wins the 2001 WNBA All-Star Game in Orlando, defeating the East 80-72. Lisa Leslie earns her second All-Star MVP award.

July 30, 2001

Lisa Leslie scores her 2,538th point to become the WNBA's career scoring leader, surpassing Cynthia Cooper.

August 10, 2001

Katie Smith scores 22 points in Minnesota's 65-51 win over Seattle to break the WNBA single-season scoring record of 686 points set by Cynthia Cooper in 1999.

August 11, 2001

Los Angeles becomes the first team to go undefeated at home for an entire season, finishing 16-0 at the STAPLES Center.

August 27, 2001

The Charlotte Sting, after dropping the opener of the Eastern Conference Finals at home, go into Madison Square Garden and take both games against the Liberty to derail New York's hopes of making a third consecutive trip to the WNBA Finals. Charlotte advances to the Finals after a 1-10 season start.

September 1, 2001

The Los Angeles Sparks claim their first WNBA Championship to give the city of Los Angeles a sweep of professional basketball titles in 2001. Lisa Leslie becomes the first WNBA player to capture all three MVP awards in the same season, joining NBA greats Shaquille O'Neal, Michael Jordan and Willis Reed as the only pro hoopsters to accomplish this feat.

Sparks coach Michael Cooper becomes the first person to claim NBA and WNBA titles, having won five championships as a player with the Lakers.

September 1, 2001

The WNBA welcomes its 10 millionth fan prior to Game 2 of the WNBA Finals at the STAPLES Center.

November 13, 2001

The Seattle Storm win the first pick in the 2002 WNBA Draft in the inaugural WNBA Draft Lottery.

June 4, 2002

Katie Smith becomes the WNBA's all-time career leader for three-pointers (233), surpassing Cynthia Cooper (232).

June 5, 2002

Teresa Weatherspoon becomes the first WNBA player to record 1,000 assists during the Liberty's 60-59 victory over the Detroit Shock at Madison Square Garden.

June 8, 2002

The Orlando Miracle and the Cleveland Rockers square off for the longest game in WNBA history. The Miracle claims a 103-99 victory in the 2:57 contest that spans three overtime periods.

June 22, 2002

Utah Starzz forward Natalie Williams records the first 20/20 performance in WNBA history when she scores 22 points and grabs 20 rebounds in Utah's 77-61 win over the Sacramento Monarchs at ARCO Arena.

July 15, 2002

The West earns its fourth straight victory in the 2002 WNBA All-Star Game in Washington, D.C., edging the East 81-76. Lisa Leslie takes All-Star MVP honors for the second straight year and third time in her career.

July 22, 2002

Lisa Leslie becomes the first WNBA player to record 3,000 points during the Sparks' 92-84 victory over Orlando at the STAPLES Center. Leslie records 24 points and 21 rebounds (tying the league record she set on 6/19/98) in the victory.

July 30, 2002

Lisa Leslie becomes the first WNBA player to dunk in a game when she throws down a one-handed breakaway layup with 4:44 remaining in the first half in Los Angeles' 82-73 loss to Miami at the STAPLES Center.

August 9, 2002

Margo Dydek becomes the first WNBA player to record 500 career blocks.

August 15, 2002

Washington Mystics forward Chamique Holdsclaw becomes the first player to lead the league in both scoring (19.9 ppg) and rebounding (11.6 rpg) in a single season.

August 29, 2002

Los Angeles Sparks rookie guard Nikki Teasley nails the game-winning shot in the waning seconds of Game 2 of the WNBA Finals to give the Sparks their second consecutive WNBA Championship, defeating the New York Liberty.

Lisa Leslie earns WNBA Finals MVP honors for the second straight year.

October 8, 2002

The NBA Board of Governors votes to restructure the WNBA to allow individual team ownership, to allow teams to be owned by non-NBA owners and to be located in non-NBA markets.

October 21, 2002

The NBA announces that the Miracle will be relocated from Orlando to a city to be designated by the WNBA.

November 27, 2002

The Miami Heat organization elects not to assume ownership of the Sol.

December 5, 2002

The WNBA announces that the Utah Starzz will relocate to San Antonio for the 2003 season.

December 30, 2002

The Portland Trailblazers organization elects not to assume ownership of the Fire.

January 10, 2003

San Antonio announces "Silver Stars" as its official team name.

January 28, 2003

The Connecticut Sun join the WNBA for 2003, as the Mohegan Tribe of Indians become the first non-NBA owner in league history. The Orlando Miracle become the Connecticut Sun.

April 24, 2003

The WNBA holds the second annual Draft Lottery and a Dispersal Draft to disseminate players from the Miami Sol and Portland Fire. The Cleveland Rockers win the lottery, while the Detroit Shock make Ruth Riley, formerly of the Sol, the first selection in the Dispersal Draft.

April 25, 2003

At 3 a.m., the WNBA and the WNBAPA sign the league's second Collective Bargaining Agreement. The agreement is for four years, with a league option for a fifth, and gives WNBA players the first free agency rights in the history of women's professional team sports.



April 25, 2003

The league holds the 2003 WNBA Draft, and Cleveland takes Mississippi State's LaToya Thomas as the first overall pick.

May 23, 2003

Chamique Holdscrow breaks the WNBA record for rebounds in a game grabbing 24 in the Washington Mystics season-opening win over the Charlotte Sting. She also added 22 points and become the first WNBA player to record two 20-point, 20-rebound performances in a career.

June 7, 2003

Seattle Storm center Lauren Jackson becomes the youngest player in WNBA history to reach the 1,000 point milestone at age 22.

June 10, 2003

Minnesota's Katie Smith becomes the first WNBA player to record 300 three-point field goals in her career.

July 12, 2003

The West captures its fifth straight WNBA All-Star victory at New York's Madison Square Garden by defeating the East All-Stars 84-75, while Los Angeles's Nikki Teasley earns MVP honors.

August 25, 2003

Nikki Teasley finishes the year averaging 11.5 points, 6.3 assists, and 5.1 rebounds becoming the first player in WNBA history to average more than ten points, five assists, and five rebounds in a season.

September 14, 2003

Seattle's Lauren Jackson becomes the first international player to win the WNBA's Most Valuable Player award.

September 16, 2003

The Detroit Shock win their first WNBA title against the Los Angeles Sparks in front of a sell-out crowd and record attendance of 22,076.

Detroit's Ruth Riley records a career high 27 points in Game Three and earns the series MVP.

September 23, 2003

Rebecca Lobo, one of three original WNBA players, (together with Sheryl Swoopes and Lisa Leslie) signed by the league, retires after a seven-year career.

December 3, 2003

The Phoenix Mercury win the first pick in the WNBA Draft in the 2004 WNBA Draft Lottery.

December 17, 2003

The Board of Governors announces three rules changes. The three-point line moves from 19' 9" to 20' 6¼", and the lane is widened from 12' to the NBA width of 16'. The 30-second shot clock resets to 20 seconds (as opposed to 30 seconds under the previous rule) when a defensive foul or other defensive violation occurs with less than 20 seconds remaining on the shot clock.

January 6, 2004

The WNBA holds a Dispersal Draft to disseminate the players from the Cleveland Rockers. The Phoenix Mercury select forward Penny Taylor with the first overall selection.

April 17, 2004

The league holds the 2004 WNBA Draft, and Phoenix takes the University of Connecticut's Diana Taurasi as the #1 overall pick.

June 17, 2004

Ticha Penicheiro passes Teresa Weatherspoon to take over the number one spot in career assists.

July 29, 2004

Lisa Leslie scores her 4,000th career point and becomes the first WNBA player to reach the milestone.

August 2-31, 2004

The WNBA stops play to give players the opportunity to compete in the 2004 Olympic Games in Athens, Greece.

August 5, 2004

USA Basketball defeats the WNBA All-Stars 74-58 as the two teams face-off in the historic game at Radio City Music Hall in New York City. The game was a send off for the US Women's National Team as they prepared to compete in the 2004 Olympic Games in Athens.

September 10, 2004

Lisa Leslie records the WNBA's third triple-double, tying Margo Dydek's record for blocked shots in the process as her 29 points, 15 rebounds and 10 blocked shots leads Los Angeles to an 81-63 victory over the Detroit Shock.

October 12, 2004

The Seattle Storm win their first WNBA title against the Connecticut Sun before a sell-out crowd of 17,072. For the first time in WNBA history, all three games of the WNBA Finals were sell-outs. Seattle guard Betty Lennox averaged 22.3 points for the three games on her way to earning the series MVP.

December 1, 2004

The Charlotte Sting beat the odds to win the first pick in the 2005 WNBA Draft in the fourth annual WNBA Draft Lottery. Charlotte had only a 9.7 percent chance of capturing the first pick.

February 8, 2005

NBA Commissioner David Stern announces that the WNBA will be expanding to Chicago for the 2006 season. The Chicago Sky becomes the second WNBA team to be owned and run by an entity outside of the NBA. In 2003, the Connecticut Sun became the first independently owned and operated WNBA team.

February 15, 2005

Donna Orender is appointed by David Stern as the second president of the WNBA.

April 16, 2005

The league holds the 2005 WNBA Draft, and Charlotte takes the University of Minnesota center Janel McCarville as the #1 overall pick.

May 24, 2005

Sheila Johnson, co-founder of Black Entertainment Television, becomes the WNBA's first African-American female owner when she joined Ted Leonsis' Lincoln Holdings LLC, which in turn purchased the Washington Mystics from Washington Wizards' owner Abe Pollin.

July 13, 2005

Katie Smith becomes the first woman in U.S. basketball history to score 5,000 points in her professional career (WNBA and ABL).

August 18, 2005

Anne Donovan becomes the first female WNBA coach – and fourth overall in the league – to win 100 games.

September 18, 2005

Sheryl Swoopes becomes the first three-time WNBA Most Valuable Player in league history.

September 20, 2005

The Sacramento Monarchs clinch the 2005 WNBA Championship, bringing the city of Sacramento their first basketball title.

October 24, 2005

The Minnesota Lynx beat the odds to win the first pick in the 2006 WNBA Draft in the fifth annual WNBA Draft Lottery. Minnesota had only a 16.7 percent chance of capturing the first pick.



February 1, 2006

The WNBA announces the 2006 WNBA Draft and Pre-Draft Camp will be held in Boston, site of the NCAA Women's Final Four. The WNBA events will conclude a week-long celebration of women's basketball emanating from Boston.

April 5, 2006

The league holds the 2006 WNBA Draft, and Minnesota takes the Louisiana State University's Seimone Augustus as the #1 overall pick.

June 13, 2006

The WNBA All-Decade Team is selected by fans, a panel of national and WNBA-market media and the league's current players and coaches. The team is comprised of the 10 best and most influential players from its first 10 years of play. Players named were: Sue Bird, Tamika Catchings, Cynthia Cooper, Yolanda Griffith, Lauren Jackson, Lisa Leslie, Katie Smith, Dawn Staley, Sheryl Swoopes and Tina Thompson. Van Chancellor, who led the Houston Comets to consecutive WNBA championships in the league's first four seasons, was named the WNBA's Coach of Decade.

June 23, 2006

In a game against the San Antonio, Los Angeles Sparks center Lisa Leslie scores the 5,000th point in her WNBA career and becomes the first player in WNBA history to reach that milestone.

July 12, 2006

The 2006 WNBA All-Star Game takes place at New York City's Madison Square Garden. Four rookies – Seimone Augustus, Cappie Pondexter, Sophia Young and Candice Dupree – are named All-Stars. The East squad, led by All-Star MVP Katie Douglas of the Connecticut Sun, earns its first-ever victory with a 98-82 decision. Off the court, the inaugural All-Star Salute: Celebrating Inspiration Luncheon is a key highlight of the festivities as former Secretary of State Madeleine Albright is the keynote speaker.

August 10, 2006

Diana Taurasi scores a WNBA single-game record 47 points in a triple-overtime game against Houston. Taurasi would also finish the 2006 season with new WNBA records for most points in a single-season (860) and highest scoring average in a single season (25.3).

August 30, 2006

As part of the League's 10th Anniversary season, the WNBA Greatest Moment presented by AOL.com is unveiled during Game 1 of the 2006 WNBA Finals. Fans, who were able to log on to www.aol.com/wnba, voted Teresa Weatherspoon's half-court, buzzer-beater – a shot that propelled the New York Liberty to victory in Game 2 of the 1999 WNBA Finals and on to a deciding Game 3 against the Houston Comets – as their favorite moment in the WNBA's 10-year history.

September 3, 2006

Lisa Leslie of the Los Angeles Sparks is named MVP for the third time in her career after having also earned the honor in 2001 and 2004. Leslie joined the Houston Comets' Sheryl Swoopes as the only players in WNBA history to capture MVP honors three times.

September 9, 2006

The 2006 WNBA Finals see the Detroit Shock earn their second league championship when they topped the Sacramento Monarchs in the first WNBA Finals match up ever to reach a fifth and deciding game. The historic game featured a sellout crowd of 19,671 at Joe Louis Arena in Detroit, the second highest Finals crowd in WNBA history. Detroit's Deanna Nolan is named Finals MVP.

October 26, 2006

The Phoenix Mercury wins the sixth annual Draft Lottery and earns the top pick in the 2007 WNBA Draft. It marks the first time that the team whose odds of winning the top pick were mathematically the smallest actually came away with the #1 pick.

November 7, 2006

The WNBA announces the creation of the Dawn Staley Community Leadership Award. The award will be presented to the player who best exemplifies the characteristics of a leader in the community and will reflect Staley's contagious leadership, spirit, charitable efforts and love for the game.

December 7, 2006

The WNBA Board of Governors approves the sale of the Los Angeles Sparks to an investment group led by Katherine E. Goodman and Carla J. Christofferson.

December 13, 2006

The Charlotte Bobcats Organization announces that it will no longer operate the Charlotte Sting.

January 8, 2007

The WNBA holds a Dispersal Draft to disseminate the players from the Charlotte Sting. The Chicago Sky select guard Monique Currie with the first overall selection.

January 30, 2007

Rule changes are announced for the 2007 season and include the following: the backcourt rule requires offensive teams to bring the ball across the mid-court line within eight seconds rather than 10 seconds; the timeout rule requires that officials grant requests for a timeout (full or 20-second) by a player in the game or the head coach; and the teams will now be able to designate 11 active players and up to two inactive players on playoff rosters, with the ability to activate any inactive players on a game-by-game basis.

January 31, 2007

The WNBA Board of Governors approves the sale of the Houston Comets to Hilton Koch/Hilton Acquisitions, LLC.

February 16, 2007

Electronic Arts announces that six WNBA players are featured in a new videogame NBA STREET Homecourt. Sue Bird, Tamika Catchings, Lauren Jackson, Lisa Leslie, Sheryl Swoopes and Diana Taurasi are the first female professional athletes to ever be featured and go head-to-head with their male counterparts in a videogame.

March 31, 2007

Former University of Texas Head Coach Jody Conradt becomes the inaugural recipient of the WNBA Inspiring Coach Award.

April 4, 2007

The 2007 WNBA Draft presented by adidas takes place in Cleveland, marking the second straight year that the draft was held immediately following the NCAA Women's Division I Championship Game and conducted in the same city as the Final Four. The Phoenix Mercury make Lindsey Harding the top overall pick before trading her to the Minnesota Lynx in exchange for Tangela Smith. The fast-paced draft earned a place in league history when Jessica Davenport, the second overall pick, was subsequently traded from San Antonio to New York in exchange for all-star guard Becky Hammon and a future selection. It marked the first time in WNBA history that the top two picks were traded on Draft Day.

July 15, 2007

The 2007 WNBA All-Star Game, the league's eighth such contest, is played in front of a sellout audience on July 15 at the Verizon Center in Washington, D.C. A crowd of 19,487 fans witnessed the East defeat the West, 103-99, as Cheryl Ford of the Detroit Shock clinched the MVP honors. A key highlight of the All-Star festivities in 2007 was the second annual All-Star Salute: Inspiring Women Luncheon, featuring keynote speaker and Secretary of State Dr. Condoleezza Rice.



July 15, 2007

Signaling a major milestone in its second decade, the WNBA reaches an eight-year agreement with ESPN to have ABC, ESPN and ESPN2 televise games through the 2016 season. The agreement was announced in conjunction with the 2007 WNBA All-Star Game by Donna Orender, WNBA President, and John Skipper, ESPN Executive Vice President, Content. The agreement extends the WNBA's relationship with ESPN, which began with the league's inaugural season in 1997, to 20 seasons.

July 24, 2007

Seattle's Lauren Jackson scores 47 points in a 97-96 overtime loss to the Washington Mystics, tying Diana Taurasi for the WNBA record for most points in a single game.

July 27, 2007

Lauren Jackson scores her 4,000th career point during a 89-75 win over the Indiana Fever, becoming the youngest and fastest player in league history to reach the milestone. Jackson reaches the milestone in 209 games.

September 5, 2007

Lauren Jackson is named MVP of the league for the second time in her career after having also earned the honor in 2003. Jackson led the WNBA in scoring, rebounding and double-doubles and was also named the WNBA's Player of the Week on five occasions. Jackson joined Lisa Leslie, Sheryl Swoopes and Cynthia Cooper as the only players in WNBA history to capture multiple MVP honors.

September 16, 2007

The 2007 WNBA Finals see the Phoenix Mercury win their first-ever championship behind the play of Diana Taurasi, Penny Taylor and Cappie Pondexter, who was named Finals MVP. The Mercury capped the most exciting WNBA season ever by defeating the defending champion Detroit Shock in five games. It marked the first time that a the WNBA Championship has been won on the road, and Mercury head coach Paul Westhead became the first head coach to win both a WNBA title and an NBA title (1980, Los Angeles Lakers). Total attendance for the 2007 WNBA Finals between the Phoenix Mercury and the Detroit Shock was 74,178, establishing a new all-time WNBA Finals record. In addition, Game 5's crowd of 22,076 at The Palace of Auburn Hills tied the all-time, single-game attendance record for the WNBA Finals (also set on Sept. 16 2003 of the 2003 WNBA Finals, Los Angeles at Detroit).

October 17, 2007

WNBA President Donna Orender announces that the City of Atlanta was awarded a WNBA expansion team for the 2008 season. The new team will be owned and operated by Atlanta businessman J. Ronald Terwilliger.

October 23, 2007

The Los Angeles Sparks win the seventh annual Draft Lottery and earned the top pick in the 2008 WNBA Draft. The Sparks won the lottery for the first time in franchise history, after tying the Minnesota Lynx for fewest wins in 2007.

January 23, 2008

The Atlanta expansion franchise unveils their team name, logo and colors. The Atlanta Dream's color scheme will consist of sky blue and red.

January 28, 2008

The WNBA and the WNBAPA sign the league's third collective bargaining agreement covering six seasons, commencing with the 2008 season and continuing through 2013.

January 29, 2008

Rule changes are announced for the 2008 season and include the following: the inbound rule will permit a player to pass the ball anywhere (frontcourt or backcourt) on the court during the final minute of the fourth period and the final minute of any overtime period; players not occupying lane spaces shall now remain behind the three-point line (above the free-throw line extended) during free-throws; and instant-replay rules will now require automatic video reviews by the officiating crew in the case of flagrant fouls that result in ejections and other player altercations.

February 6, 2008

The WNBA holds an Expansion Draft to build the inaugural roster of the Atlanta Dream. The Dream selected one player from each team, including Betty Lennox, Katie Feenstra, Erika DeSouza and Kristin Haynie. The Dream also orchestrated trades for Iziane Castro Marques and Ivory Latta.

February 28, 2008

Force 10 Hoops, L.L.C., the entity owned by Seattle businesswomen and civic leaders Anne Levinson, Ginny Gilder, Lisa Brummel and Dawn Trudeau, purchases the Seattle Storm. Seven WNBA teams now fall under the independent ownership model: the Atlanta Dream, Chicago Sky, Connecticut Sun, Houston Comets, Los Angeles Sparks, Seattle Storm and Washington Mystics.

April 4, 2008

North Carolina State Head Coach Kay Yow is honored with the WNBA's Inspiring Coach Award during the Women's Final Four activities in Tampa, Florida.

April 9, 2008

The 2008 WNBA Draft presented by adidas takes place in Tampa, marking the third year that the draft was held immediately following the NCAA Women's Division I Championship Game and conducted in the same city as the Final Four. Candace Parker, Sylvia Fowles and Candice Wiggins were selected as the top three overall picks.

May 17, 2008

Candace Parker of the Los Angeles Sparks nearly posts a triple-double in her pro debut on vs. Phoenix. She had 34 points, 12 rebounds and 8 assists. Her 34 points broke the record for a rookie in a debut game.

May 29, 2008

On May 29 in a double-overtime loss at Indiana, Candace Parker becomes the first player in WNBA history to record a 5x5, which is total of five or more in five different categories. Parker had 16 points, 16 rebounds, six blocks, five assists and five steals.

June 6, 2008

Tina Thompson of the Houston Comets becomes just the second player in WNBA history to reach the 5,000 point milestone, joining Lisa Leslie.

June 22 & 24, 2008

Candace Parker dunks in back-to-back games, joining Lisa Leslie as the only players to have dunked in a WNBA game.

June 28, 2008

Lisa Leslie of the Los Angeles Sparks becomes the first WNBA player to record 3,000 career rebounds.

July 30, 2008

Robin Roberts, co-anchor of ABC News' Good Morning America, is honored as the recipient of the 2008 WNBA Inspiration Award. Roberts is the keynote speaker at the WNBA Inspiring Women Luncheon in San Francisco, an event that also honored the U.S. Olympic Women's Basketball Team and served as a final send-off to the Beijing for the Olympic Games.



July 28-Aug. 27, 2008

The WNBA stops play to give players the opportunity to compete in the 2008 Olympic Games in Beijing, China. The U.S. Olympic Women's Basketball Team defeated Australia in the gold medal game, while Russia defeated China for the bronze. The United States has now won four consecutive Olympic gold medals.

August 31, 2008

Katie Smith of the Detroit Shock reaches the 5,000 career point milestone, joining Lisa Leslie and Tina Thompson.

September 5, 2008

Ticha Penicheiro of the Sacramento Monarchs becomes the first player in WNBA history to record 2,000 career assists.

October 3, 2008

Los Angeles Sparks forward Candace Parker is named the Hanns-G 'Go Beyond' Rookie of the Year as well as the WNBA Most Valuable Player presented by T-Mobile. It marks the first time a rookie won both awards in the same year. The top overall pick in the 2008 WNBA Draft, Parker capped a season in which she also earned All-WNBA First Team honors, two Hanns-G 'Go Beyond' Rookie of the Month Awards (May and July), one Player of the Week Award (Aug. 31) and the Peak Performer Rebounding Award.

October 5, 2008

The 2008 WNBA Finals see the Detroit Shock sweep the San Antonio Silver Stars in three games. The Shock earned their third championship in six years. Detroit's Katie Smith was named Finals MVP.

December 2, 2008

The League announces that the Houston Comets, an original member of the WNBA, would suspend operations.

December 9, 2008

The WNBA holds a Dispersal Draft of the Houston Comets players. Teams drafted in inverse order of their regular-season finish in 2008.

The Atlanta Dream selected Sancho Lyttle with the first pick, the Washington Mystics chose Matee Ajavon with the second selection and the Chicago Sky took Mistie Williams with the third pick.

December 9, 2008

The Atlanta Dream win the eighth annual WNBA Draft Lottery and earned the top pick in the 2009 WNBA Draft. The winning team had 420 chances out of 1,000 to receive the first overall selection. The lottery went exactly according to odds for the first time in WNBA history.

February 5, 2009

The WNBA Board of Governors votes to allow the expanded use of instant replay by game officials. The two modifications will allow referees to use instant replay 1.) to determine at any point during a game whether a field goal was correctly scored as a two- or three-point field goal, and, for the purposes of awarding the correct number of free throws, whether a shooter was fouled while taking a two- or three-point attempt and 2.) when the game clock malfunctions during a play concluding with no time remaining on the clock (0:00) at the end of any quarter or overtime period.

April 7, 2009

University of Tennessee head coach Pat Summit is named the recipient of the WNBA's Inspiring Coach Award.

April 9, 2009

The 2009 WNBA Draft presented by adidas takes place at the NBA Entertainment studios in Secaucus, NJ. Angel McCoughtry, Marissa Coleman and Kristi Toliver were selected as the top three overall picks.

May 13, 2009

WNBA LiveAccess, a new feature on WNBA.com that provides fans with free access to more than 200 live game Webcasts, is launched and allows fans around the world to access live game Webcasts on individual team Web sites.

June 1, 2009

The Phoenix Mercury announces a groundbreaking marquee partnership with LifeLock to launch the first-ever branded jersey in WNBA or NBA history. The LifeLock name will appear on the front of Phoenix Mercury player jerseys and on warm-up suits through the 2011 season.

June 5, 2009

The Los Angeles Sparks reach an agreement with the Farmer's Insurance Group of Companies to become the second team to secure a marquee partnership and wear branded jerseys. The Farmer's Insurance Group of Companies name and logo will appear on player jerseys.

June 14, 2009

Tamika Raymond is named the recipient of the 2009 Dawn Staley Community Leadership Award.

July 17, 2009

Sue Bird of the Seattle Storm reaches the 3,000-point plateau, becoming just the third player in league history to score 3,000 points and hand out 1,000 career assists. (Shannon Johnson and Vickie Johnson).

July 29, 2009

Cokie Roberts, political commentator for ABC News, senior news analyst for NPR News, and bestselling author, is honored as the recipient of the 2009 WNBA Inspiration Award. Roberts served as the keynote speaker at the WNBA Inspiring Women Luncheon in Chicago.

August 10, 2009

Lisa Leslie of the Los Angeles Sparks becomes the first player in WNBA history to record 6,000 career points.

August 15, 2009

Lauren Jackson of the Seattle Storm scores her 5,000th point against the Atlanta Dream, becoming the youngest and fastest player in league history to reach the milestone. Jackson joins Lisa Leslie, Tina Thompson and Katie Smith as the WNBA's 5,000 point scorers.

September 5, 2009

Diana Taurasi of the Phoenix Mercury scores her 4,000th point, eclipsing Lauren Jackson as the youngest and fastest player in league history to reach the milestone. Taurasi accomplishes the feat in 197 games.

September 26, 2009

Lisa Leslie tallies 22 points and 9 rebounds in the final game of her WNBA career as the Los Angeles Sparks are defeated by the Phoenix Mercury in the Western Conference Finals. Leslie had previously announced that 2009 would be her final season, and retires as the all-time WNBA leader in points (6,263) and rebounds (3,307).

September 29, 2009

The Mercury's Diana Taurasi wins the WNBA Most Valuable Player Award presented by Kia Motors, marking the first MVP honor of her professional career. Taurasi tallied 20.4 points per game and recorded 20+ points in 20 games in 2009.

October 9, 2009

The Phoenix Mercury defeats the Indiana Fever to clinch the WNBA Championship for the second time in three years. Finals MVP Diana Taurasi, Cappie Pondexter and Penny Taylor led the Mercury and held off a late rally by the tenacious Indiana Fever for a 94-86 victory in the deciding Game 5. The 2009 WNBA Finals also featured three sellouts plus the highest total attendance figure (82,018) in WNBA Finals history. Overall, average attendance for the 2009 WNBA Playoffs increased 18.5% over 2008 (9,979 vs. 8,420).

October 20, 2009

The Detroit Shock relocates to Tulsa, Oklahoma under the ownership of Bill Cameron, David Box and Tulsa Pro Hoops, LLC. Nolan Richardson is named the team's general manager and head coach.



October 29, 2009

Kathy Betty becomes managing partner of the Atlanta Dream after the investment group Dream Too, LLC purchases the team from Terwilliger.

November 5, 2009

The Minnesota Lynx win the ninth annual WNBA Draft Lottery and earned the top pick in the 2010 WNBA Draft. Minnesota had 428 chances out of 1,000 to receive the first overall selection by virtue of owning New York's combinations (261) in addition to its own (167).

November 20, 2009

The Maloof Family announces that they will no longer operate the Sacramento Monarchs.

December 4, 2009

The WNBA Competition Committee and Board of Governors approves the expanded use of instant replay by game officials in the following situations: 1.) To determine at any point during the game whether a 24-second shot clock violation occurred prior to the release of a successful field goal attempt or prior to a foul being committed and 2.) To determine during the last minute of regulation play and the last minute of any overtime period which player last touched the ball prior to it going out-of-bounds or whether the ball was last touched simultaneously by two opponents.

December 14, 2009

The WNBA holds a Dispersal Draft of the Sacramento Monarchs players. The New York Liberty selected Nicole Powell with the first pick while the Minnesota Lynx chose Rebekkah Brunson second and the Connecticut Sun took DeMya Walker with the third selection. The Chicago Sky selected Courtney Paris and the San Antonio Silver Stars took Laura Harper to round out the top five picks. Teams drafted in inverse order of their regular-season finish in 2009.

January 23, 2010

The Tulsa franchise, with new ownership that brought the team from its former home in Detroit, announces it will keep the name "Shock," and unveils a new logo and color scheme featuring black, red and gold.

April 8, 2010

The 2010 WNBA Draft presented by adidas takes place at the NBA Entertainment studios in Secaucus, NJ. Tina Charles, Monica Wright, Kelsey Griffin, Epiphanny Prince and Jayne Appel, respectively, were the top five selections.

May 15, 2010

The newly relocated Shock – complete with new ownership, a new head coach in Nolan Richardson, new colors and a new logo – tip-off their first game in Tulsa, Oklahoma.

August 8, 2010

Tina Thompson surpasses Lisa Leslie's WNBA career scoring mark of 6,263, making her the highest scoring player in league history.

August 13, 2010

Phoenix's Tangela Smith plays in her 411th career game, breaking Vickie Johnson's previous record for most career games played.

August 15, 2010

In a game against Indiana, rookie Tina Charles of the Connecticut Sun sets WNBA single-season records for most double-doubles and total rebounds in a single season.

September 7, 2010

Atlanta's Angel McCoughtry scores a WNBA Playoffs record 42 points in Game Two of the Eastern Conference Finals, a 105-93 victory over the New York Liberty. In that same game, New York's Cappie Pondexter tallies 36 points. Their combined total of 78 points set a WNBA record for most total points by two players in the same post-season game.

September 16, 2010

The Seattle Storm won the 2010 WNBA championship by defeating the Atlanta Dream 87-84 in Game 3 of the WNBA Finals in Atlanta's Philips Arena. The Storm swept the Dream 3-0 in the best-of-five series and Seattle center Lauren Jackson, the league's regular season MVP, was named MVP of The Finals. It is the Storm's second championship and first since 2004.

December 3, 2010

Donna Orender steps down as WNBA President to launch her own marketing, media and strategy company.

February 28, 2011

As part of WNBA Live - Manchester 2011 – a new, multiyear partnership between the Manchester (Eng.) City Council and the NBA, WNBA and USA Basketball – it is announced that the Atlanta Dream will participate in the first WNBA game played in Europe. The game is set for May 29, 2011 vs. Standard Life Team GB (Great Britain's national team) at Manchester Evening News Arena. The partnership will promote women in sport and encourage participation in team sports.

March 3, 2011

At a press conference at the AT&T Center in San Antonio, the WNBA announces that the Silver Stars will host the 2011 All-Star Game for the first time in franchise history. The contest, set for Saturday, July 23, is to be the second WNBA All-Star Game played in a Western Conference venue and the first since the 2000 game was held in Phoenix.

March 8, 2011

In honor of Women's History Month and International Women's Day, the WNBA officially announced plans to celebrate its 15th season. Among those would be the selection of the Top 15 Players and the Top 15 Moments in league history. Key among other planned celebrations would be a nationally televised game (ESPN2) in which the New York Liberty would visit the Los Angeles Sparks on June 21, fifteen years to the date of the league's inaugural game in 1997 featuring those same two teams.

March 28, 2011

Sheryl Swoopes, 40, returns to the WNBA, signing to play with the Tulsa Shock after a two-year hiatus. An inaugural member of the WNBA and a member of the league's All-Decade Team selected in 2006, Swoopes resume includes four WNBA championships as a member of the Houston Comets (1997-2000), three league MVP awards (2000, '02, '05) and three Defensive Player of the Year honors (2000, '02, '03).

April 7, 2011

The Washington Mystics sign a marquee partnership with Inova Health System, becoming the fifth WNBA team to have such a partnership. Players will wear Inova Hospital System's name and logo on the front of their home and away jerseys during the 2011 WNBA season.

April 7, 2011

The WNBA and partner adidas unveiled new uniforms for all 12 teams featuring Revolution 30 technology and women's basketball specific TECHFIT base layers.

April 11, 2011

The WNBA becomes the first professional sports league to conduct its annual Draft at ESPN headquarters in Bristol, Conn. The Minnesota Lynx made Maya Moore the top overall selection of the 2011 WNBA Draft presented by adidas. Australian native Elizabeth Camburg, selected second by the Tulsa Shock, and Courtney Vandersloot, tapped third by the Chicago Sky, rounded out the top three picks.



April 21, 2011

Laurel J. Richie, a veteran of more than three decades in consumer marketing, corporate branding, public relations and corporate management, is appointed President of the WNBA, NBA Commissioner David Stern announced. Laurel leaves her post as Senior Vice President and Chief Marketing Officer for Girl Scouts of the USA to join the WNBA.

June 21, 2011

The Los Angeles Sparks host the New York Liberty at STAPLES Center in the WNBA's 15th Anniversary Game, played 15 years to the day of the league's inaugural matchup between the same two teams in LA. The Sparks win, 96-91.

July 23, 2011

In honor of the WNBA's 15th season, the league unveiled its "Top 15 Players of All Time" during a halftime ceremony live on ABC at the 2011 WNBA All-Star Game presented by adidas. With consideration given to on-court performance and ability, leadership, sportsmanship, and community service, as well as to contributions to team success and women's basketball, voting was conducted by fans, select national and WNBA-market media, and by current players and coaches. The players named were: Sue Bird, Tamika Catchings, Cynthia Cooper, Yolanda Griffith, Becky Hammon, Lauren Jackson, Lisa Leslie, Ticha Penicheiro, Cappie Pondexter, Katie Smith, Dawn Staley, Sheryl Swoopes, Diana Taurasi, Tina Thompson, and Teresa Weather- spoon.

August 9, 2011

In a road game at the Phoenix Mercury, Minnesota Lynx all-stars Lindsay Whalen and Seimone Augustus become the 35th and 36th players to surpass the 3,000-point mark for their respective careers, but the first pair of teammates to eclipse the mark in the same game. In the process, Augustus also tied the Mercury's Diana Taurasi as the fastest player in WNBA history to reach 3,000 (151 games).

August 22, 2011

The WNBA and Boost Mobile, an industry leader in no-contract wireless service, announced a landmark multiyear marketing partnership that made Boost Mobile the first league-wide marquee partner of the WNBA. As part of the deal, the Boost Mobile brand logo was subsequently featured on the front of the game jerseys of 10 of the WNBA's 12 teams. It marked the first time the WNBA had a league partner with jersey branding for multiple teams throughout the season other than adidas, the league's official outfitter.

October 2, 2011

Despite falling to the host Minnesota Lynx in Game 1 of the WNBA Finals, Atlanta Dream forward Angel McCoughtry set Finals records for points in a quarter (19 in the third), points in a half (27 in the second), and consecutive points (14 from late in the first half into the third quarter).

October 5, 2011

The Atlanta Dream's Angel McCoughtry surpasses the WNBA Finals record (set by her in 2010) for most points in a single game with 38 in a loss to the host Minnesota Lynx.

October 7, 2011

In a celebration of its 15th season, the WNBA and partner Boost Mobile unveiled the Top 15 Moments in league history as voted by fans. The top moment was Teresa Weatherspoon's half-court shot at the buzzer to win Game 2 of the 1999 WNBA Finals for the New York Liberty and send that series to a decisive third game. Ranking second was the WNBA's first ever game (NY Liberty at LA Sparks, June 21, 1997); third was Sparks' center Lisa Leslie throwing down the first dunk in WNBA history in the first half of a game vs. the Miami Sol.

October 7, 2011

The Minnesota Lynx captured their first WNBA title with a 73-67 win over the Atlanta Dream. Lynx guard/forward Seimone Augustus was named Finals MVP after leading the Lynx to a sweep in the best-of-five series. Augustus posted 22 points and seven assists in Game 1 and had a franchise-playoff record 36 points in Game 2, including 15 in the fourth quarter.

April 16, 2012

The 2008 WNBA Draft presented by Boost Mobile took place at ESPN headquarters in Bristol, CT, marking the second straight year that the draft was held on the campus of the league's broadcast partner. Stanford's Nnemkadi Ogwumike (Sparks), Tennessee's Shekinna Stricklen (Storm), Notre Dame's Devereaux Peters (Lynx), Tennessee's Glory Johnson (Shock), and Miami's Shenise Johnson (Silver Stars) were the top five picks.

June 3, 2012

Angel McCoughtry of the Atlanta Dream sets the WNBA's single-game mark for most successful free throws without a miss, going 17-for-17 vs. Chicago.

June 15, 2012

With a win over Phoenix on June 15, the defending champion Minnesota Lynx set a WNBA record for the best start to a season, going 10-0 out of the gate before being upended by Seattle.

June 16, 2012

Already the WNBA's career steals leader, Tamika Catchings also took over the top spot in league history for career free throws made when she hit six of eight from the charity stripe against Chicago.

June 17, 2012

Connecticut's Tina Charles, with 23 points and 22 rebounds at Atlanta, became the first player in WNBA history to log three 20-20 games in a career.

July 14-Aug. 15, 2012

The WNBA temporarily stops play to give players the opportunity to compete in the 2012 Olympic Games in London. The U.S. Olympic Women's Basketball Team – comprised of 12 WNBA players – defeated France in the gold medal game. The win gave the United States women their fifth consecutive Olympic gold medal and, dating back to the bronze medal game in 1992, stretched the team's winning streak to 41 games.

Sept. 18, 2012

Already the WNBA's all-time leading scorer, Tina Thompson (Seattle) became the first player in the history of the league to surpass 7,000 career points with her jump shot at the 9:03 mark of the second quarter of the Storm's victory over visiting Chicago at KeyArena. The milestone capped a season in which Thompson also became the first WNBA player to top 15,000 minutes played and 2,450 field goals made.

Aug. 28, 2012

A put-back basket against San Antonio by Minnesota Lynx center McWilliams-Franklin, moved the 14-year veteran and six-time All-Star into first place on the WNBA's career list for offensive rebounds, surpassing the 1,049 of Yolanda Griffith.

Sept. 22, 2012

Temeka Johnson of the Tulsa Shock finished the regular season with the league's best single-season mark in history for three-point FG percentage (.531, 34 of 64). On the same day, Ticha Penicheiro of the Chicago Sky plays the final game of her career and, with two assists, increases her WNBA career record to 2,599.

Sept. 26, 2012

The WNBA Draft Lottery (to determine the order of selection of the 2013 WNBA Draft) was held for the first time at ESPN's studios in Bristol, Conn., live during the 6 p.m. ET edition of SportsCenter. The Phoenix Mercury ultimately won the top pick, followed in succession by the Chicago Sky, Tulsa Shock, and Washington Mystics.



Oct. 21, 2012

Indiana defeated the defending champion Minnesota Lynx 3-games-to-1, giving the Fever its first WNBA championship in franchise history. Following Game 4, an 87-78 home win at Indianapolis' Bankers Life Fieldhouse, Indiana forward Tamika Catchings was named MVP of the WNBA Finals presented by Boost Mobile. Catchings, a three-time Olympic gold medalist and the league's 2011 MVP, averaged 22.3 points, 6 rebounds, and 2 steals during the Finals.

Dec. 13, 2012

Following the league's Board of Governor's Meeting, the WNBA announces it will implement new rules regarding flopping and defensive three-seconds, while also extending the three-point line from 20 feet, 6 1/4 inches to 22 feet, 1 3/4 inches, consistent with the distance inherent in all FIBA competitions. The rules will go into effect beginning with the 2013 season.

March 28, 2013

The WNBA and ESPN announce an extension of their partnership for another six years, paving the way for WNBA games to be televised on ABC, ESPN, and ESPN2 through 2022. The announcement, made by John Skipper, President of ESPN, Inc. and Co-Chairman of the Disney Media Networks, and Laurel J. Richie, WNBA President, extends the WNBA's television relationship with ESPN to 26 years. With the deal, up to 30 live games will be televised on ABC, ESPN or ESPN2 each season, including exclusive telecasts of the WNBA Finals presented by Boost Mobile.

March 28, 2013

On the same day as the WNBA and ESPN announce an extension of their partnership, the league also introduced a new brand identity. The refreshed identity reflects how far the level of play has come in 16 years as stronger, more agile players have made the game more competitive. The cornerstone of the new WNBA visual identity is a more modern "Logowoman" -- the player silhouette within the logo -- that better embodies the athleticism and diversity of current WNBA players while leveraging the distinctive orange-and-oatmeal color scheme of the league's iconic game ball.

April 15, 2013

For the first time in the WNBA's 17 seasons, the league's Draft is televised live in primetime. The 2013 WNBA Draft presented by State Farm takes place for the third straight year at ESPN headquarters in Bristol, Conn., this time airing live at 8 p.m. ET on ESPN2. One of the most anticipated draft classes in league history is led by the "3 to See" -- Brittney Griner of Baylor, Elena Delle Donne of Delaware, and Notre Dame's Skylar Diggins. The Phoenix Mercury select Griner with the No. 1 overall pick; the Chicago Sky then take Delle Donne with the No. 2 selection, and the Tulsa Shock claim Diggins third.

May 27, 2013

While the WNBA's 17th season officially tipped off on May 24, it was a May 27 Memorial Day TV doubleheader on ESPN2 that introduced the "3 to See" -- Phoenix center Brittney Griner, Chicago guard/forward Elena Delle Donne, and Tulsa guard Skylar Diggins -- to WNBA fans. Griner, Delle Donne, and Diggins, the first, second, and third overall draft picks in the 2013 Draft, were the featured players as Tulsa first hosted the Washington Mystics and Phoenix then hosted Chicago.

May 27, 2013

Brittney Griner, the No. 1 overall pick in the 2013 Draft, registered two dunks in her very first game, becoming the first WNBA player ever to dunk multiple times in the same game.

June 8, 2013

The WNBA becomes the first U.S. professional basketball league to implement "Ref Cam" as part of a game telecast. A wireless, HD, mini point of view camera positioned at eye-level on game official Lamont Simpson, "Ref Cam" allowed viewers to virtually be on the court during the live ABC broadcast when Indiana hosted Phoenix.

July 6, 2013

Mike Thibault moved ahead of Van Chancellor to become the head coach with the most regular-season victories in WNBA history. Thibault reached the milestone with the Washington Mystics' 62-59 win over the Seattle Storm. The win was Thibault's 212th regular-season victory as a WNBA head coach.

July 27, 2013

The Los Angeles Sparks' Candace Parker was crowned MVP of the 2013 Boost Mobile WNBA All-Star Game after setting an All-Star Game record with 23 points, topping the mark of 22 set by Swin Cash in 2009. Parker shot 10-for-13 from the field and chipped in 11 rebounds. Leading into the All-Star Game, the Chicago Sky's Elena Delle Donne became the first rookie ever to lead all vote-getters for the event.

August 18, 2013

Chicago's Sylvia Fowles became the first player in league history to post two 20-20 games in the same season. Fowles, who scored 20 points and added 21 rebounds vs. Connecticut on this date, had previously posted 24 points and 22 rebounds vs. Connecticut on May 31.

September 8, 2013

Second-year guard Riquna Williams sets a WNBA single-game scoring record with 51 points in the Tulsa Shock's win at San Antonio. The 51-point effort surpassed the previous mark of 47 set by Phoenix's Diana Taurasi in 2006 and Seattle's Lauren Jackson in 2007.

September 15, 2013

Forward Katie Smith, a veteran of 15 WNBA seasons and a seven-time WNBA All-Star, finishes her illustrious career ranked No. 1 in league history in three-point shots made (906); second in total points (6,452, trailing only Tina Thompson) and minutes played (15,725); fourth in free throws made (1,440); and fifth in field goals made (2,053).

September 27, 2013

Forward Tina Thompson, the only player to play in each of the WNBA's first 17 seasons, plays her final game as Seattle is eliminated from the playoffs by Minnesota in the Western Conference Semifinals. The nine-time WNBA All-Star selection ended her career ranked as the league's all-time leader in points (7,488), field goals made (2,630), and minutes played (16,088); second in free throws made (1,480) and total rebounds (3,070); and fourth in three-point field goals made (748).

October 10, 2013

After advancing to the WNBA Finals for the third consecutive season, the Western Conference champion Minnesota Lynx toppled the Atlanta Dream 3-games-to-0, giving Minnesota its second WNBA title in franchise history and its second crown in a three-year span. Following an 86-77 Game 3 victory at Gwinnett Arena in suburban Atlanta, Lynx forward Maya Moore, the runner-up for the regular-season MVP award, was named the MVP of the Finals. The Georgia native averaged 20 points, 6 rebounds, and over 2 assists during the Finals series.

December 10, 2013

The 13th annual WNBA Draft Lottery (to determine the order of selection of the 2014 WNBA Draft presented by State Farm) was conducted in a televised event live on ESPN during SportsCenter for the second straight year. The Connecticut Sun, which had 442 chances out of 1,000 to receive the first overall selection, the most of any of the four teams in the lottery mix, ultimately won the top pick, followed in succession by the Tulsa Shock, San Antonio Silver Stars, and New York Liberty.



January 14, 2014

The WNBA's San Antonio franchise officially changes its nickname from Silver Stars to Stars.

February 5, 2014

The WNBA and NBA Board of Governors unanimously approved the purchase of the Los Angeles Sparks by an investment group led by Earvin "Magic" Johnson and controlling owner of the Los Angeles Dodgers, Mark R. Walter. The investment group includes Dodger co-owners Todd L. Boehly, Robert L. Patton and Stan Kasten.

March 7, 2014

The Women's National Basketball Association (WNBA) and the Women's National Basketball Players Association (WNBPA) entered into a new eight-year collective bargaining agreement, commencing with the 2014 season and continuing through 2021. The new collective bargaining agreement includes an additional 12th roster spot, salary cap increases and reduced revenue sharing thresholds, making it more likely that the players will share in league revenue growth. In addition, a new "Time Off Bonus" (up to \$50,000 per team) can be earned by a player who limits the amount of time she will play professional basketball (and/or play for a national team) during the off-season.

WNBA HISTORY & 2014 WNBA RECAP



WNBA FINALS ALL-TIME SERIES

| YEAR | DATES | WINNER (COACH) | LOSER (COACH) | GAMES |
|------|----------------|------------------------------|------------------------------|-------|
| 1997 | August 30 | Houston (Van Chancellor) | New York (Nancy Darsch) | 1-0 |
| 1998 | Aug. 27-Sep. 1 | Houston (Van Chancellor) | Phoenix (Cheryl Miller) | 2-1 |
| 1999 | Sep. 2-5 | Houston (Van Chancellor) | New York (Richie Adubato) | 2-1 |
| 2000 | Aug. 24-26 | Houston (Van Chancellor) | New York (Richie Adubato) | 2-0 |
| 2001 | Aug. 30-Sep. 1 | Los Angeles (Michael Cooper) | Charlotte (Anne Donovan) | 2-0 |
| 2002 | Aug. 29-31 | Los Angeles (Michael Cooper) | New York (Richie Adubato) | 2-0 |
| 2003 | Sept. 12-16 | Detroit (Bill Laimbeer) | Los Angeles (Michael Cooper) | 2-1 |
| 2004 | Oct. 8-12 | Seattle (Anne Donovan) | Connecticut (Mike Thibault) | 2-1 |
| 2005 | Sept. 14-20 | Sacramento (John Whisenant) | Connecticut (Mike Thibault) | 3-1 |
| 2006 | Aug. 30-Sep. 9 | Detroit (Bill Laimbeer) | Sacramento (John Whisenant) | 3-2 |
| 2007 | Sept. 5-16 | Phoenix (Paul Westhead) | Detroit (Bill Laimbeer) | 3-2 |
| 2008 | Oct. 1-5 | Detroit (Bill Laimbeer) | San Antonio (Dan Hughes) | 3-0 |
| 2009 | Sep. 29-Oct. 9 | Phoenix (Corey Gaines) | Indiana (Lin Dunn) | 3-2 |
| 2010 | Sep. 12-16 | Seattle (Brian Agler) | Atlanta (Marynell Meadors) | 3-0 |
| 2011 | Oct. 2-7 | Minnesota (Cheryl Reeve) | Atlanta (Marynell Meadors) | 3-0 |
| 2012 | Oct. 14-21 | Indiana (Lin Dunn) | Minnesota (Cheryl Reeve) | 3-1 |
| 2013 | Oct. 6-10 | Minnesota (Cheryl Reeve) | Indiana (Fred Williams) | 3-0 |
| 2014 | Sept. 7-12 | Phoenix (Sandy Brondello) | Chicago (Pokey Chatman) | 3-0 |

2014 FINAL STANDINGS

| WEST | W | L | PCT | GB | CONF. | HOME | ROAD | LAST 10 | STREAK |
|-------------|----|----|------|------|-------|------|------|---------|--------|
| Phoenix | 29 | 5 | .853 | - | 19-3 | 16-1 | 13-4 | 8-2 | W 2 |
| Minnesota | 25 | 9 | .735 | 4.0 | 15-7 | 15-2 | 10-7 | 7-3 | W 1 |
| San Antonio | 16 | 18 | .471 | 13.0 | 9-13 | 8-9 | 8-9 | 4-6 | W 3 |
| Los Angeles | 16 | 18 | .471 | 13.0 | 9-13 | 7-10 | 9-8 | 6-4 | L 1 |
| Seattle | 12 | 22 | .353 | 17.0 | 7-15 | 8-9 | 4-13 | 3-7 | L 2 |
| Tulsa | 12 | 22 | .353 | 17.0 | 7-15 | 8-9 | 4-13 | 4-6 | L 3 |
| EAST | W | L | PCT | GB | CONF. | HOME | ROAD | LAST 10 | STREAK |
| Atlanta | 19 | 15 | .559 | 0.0 | 11-11 | 13-4 | 6-11 | 4-6 | L 1 |
| Indiana | 16 | 18 | .471 | 3.0 | 12-10 | 7-10 | 9-8 | 5-5 | L 1 |
| Washington | 16 | 18 | .471 | 3.0 | 11-11 | 8-9 | 8-9 | 5-5 | L 1 |
| Chicago | 15 | 19 | .441 | 4.0 | 14-8 | 9-8 | 6-11 | 5-5 | L 2 |
| New York | 15 | 19 | .441 | 4.0 | 10-12 | 10-7 | 5-12 | 5-5 | W 2 |
| Connecticut | 13 | 21 | .382 | 6.0 | 8-14 | 9-8 | 4-13 | 3-7 | W 1 |



AWARD WINNERS

All-WNBA First Team

| Name | Position | Team |
|-----------------|----------|-------------|
| Maya Moore | Forward | Minnesota |
| Candace Parker | Forward | Los Angeles |
| Brittney Griner | Center | Phoenix |
| Diana Taurasi | Guard | Phoenix |
| Skylar Diggins | Guard | Tulsa |

All-WNBA Second Team

| Name | Position | Team |
|-------------------|----------|-------------|
| Angel McCoughtry | Forward | Atlanta |
| Nneka Ogumike | Forward | Los Angeles |
| Tina Charles | Center | New York |
| Lindsay Whalen | Guard | Minnesota |
| Danielle Robinson | Guard | San Antonio |
| Seimone Augustus | Guard | Minnesota |

WNBA Most Valuable Player: Maya Moore (Minnesota Lynx)

Kim Perrot Sportsmanship Award: Becky Hammon (San Antonio Stars)

WNBA Coach of the Year: Sandy Brondello (Phoenix Mercury)

WNBA Defensive Player of the Year: Brittney Griner (Phoenix Mercury)

WNBA Rookie of the Year: Chiney Ogumike (Connecticut Sun)

WNBA Most Improved Player: Skylar Diggins (Tulsa Shock)

WNBA Sixth Woman of the Year: Allie Quigley (Chicago Sky)

Peak Performers:

Scoring: Maya Moore (Minnesota)

Rebounding: Courtney Paris (Tulsa)

Assists: Diana Taurasi (Phoenix)

All-Defensive First Team

| Name | Position | Team | Points |
|------------------|----------|---------|--------|
| Brittney Griner | Center | Phoenix | 55 |
| Sancho Lyttle | Forward | Atlanta | 45 |
| Briann January | Guard | Indiana | 34 |
| Angel McCoughtry | Forward | Atlanta | 30 |
| Tanisha Wright | Guard | Seattle | 30 |

All-Defensive Second Team

| Name | Position | Team | Points |
|-------------------|----------|-------------|--------|
| Alana Beard | Guard | Los Angeles | 29 |
| Tamika Catchings | Forward | Indiana | 29 |
| Danielle Robinson | Guard | San Antonio | 27 |
| Sylvia Fowles | Center | Chicago | 17 |
| Maya Moore | Guard | Minnesota | 17 |

All-Rookie Team

| Name | Position | Team | Votes |
|----------------|----------|-------------|-------|
| Chiney Ogumike | Forward | Connecticut | 11 |
| Odyssey Sims | Guard | Tulsa | 11 |
| Kayla McBride | Guard | San Antonio | 11 |
| Bria Hartley | Guard | Washington | 9 |
| Alyssa Thomas | Forward | Connecticut | 7 |



PLAYERS OF THE WEEK

WEEK 1

WEST: Maya Moore (Minnesota)
EAST: Elena Delle Donne (Chicago)

WEEK 2

WEST: Lindsay Whalen (Minnesota)
EAST: Briann January (Indiana)

WEEK 3

WEST: Diana Taurasi (Phoenix)
EAST: Erika de Souza (Atlanta)

WEEK 4

WEST: Skylar Diggins (Tulsa)
EAST: Alex Bentley (Connecticut)

WEEK 5

WEST: Brittney Griner (Phoenix)
EAST: Angel Mccoughtry (Atlanta)

WEEK 6

WEST: Nneka Ogumike (Los Angeles)
EAST: Sancho Lyttle (Atlanta)

WEEK 7

WEST: Diana Taurasi (Phoenix)
EAST: Tina Charles (New York)

WEEK 8

WEST: Maya Moore (Minnesota)
EAST: Angel Mccoughtry (Atlanta)

WEEK 9

WEST: Maya Moore (Minnesota)
EAST: Tamika Catchings (Indiana)

WEEK 10

WEST: Maya Moore (Minnesota)
EAST: Ivory Latta (Washington)

WEEK 11

WEST: Maya Moore (Minnesota)
EAST: Tina Charles (New York)

WEEK 12

WEST: Brittney Griner (Phoenix)
EAST: Allie Quigley (Chicago)

WEEK 13

WEST: Kristi Toliver (Los Angeles)
EAST: Shoni Schimmel (Atlanta)

MONTHLY AWARDS

MAY

Players of the Month
WEST: Maya Moore (Minnesota)
EAST: Elena Delle Donne (Chicago)
Rookie of the Month: Chiney Ogumike (Connecticut)

JUNE

Players of the Month
WEST: Diana Taurasi (Phoenix)
EAST: Angel McCoughtry (Atlanta)
Rookie of the Month: Chiney Ogumike (Connecticut)

JULY

Players of the Month
WEST: Maya Moore (Minnesota)
EAST: Tina Charles (New York)
Rookie of the Month: Odyssey Sims (Tulsa)

AUGUST

Players of the Month
WEST: Maya Moore (Minnesota)
EAST: Tamika Catchings (Indiana)
Rookie of the Month: Odyssey Sims (Tulsa)



2014 INDIVIDUAL STATISTICS

| SCORING AVERAGE | G | FG | FT | PTS | AVG |
|------------------|----|-----|-----|-----|------|
| M. Moore, Min. | 34 | 295 | 160 | 812 | 23.9 |
| Diggins, Tul. | 34 | 232 | 186 | 683 | 20.1 |
| Parker, L.A. | 30 | 216 | 132 | 583 | 19.4 |
| McCoughtry, Atl. | 31 | 206 | 131 | 574 | 18.5 |
| Charles, N.Y. | 34 | 236 | 118 | 590 | 17.4 |
| Sims, Tul. | 34 | 201 | 120 | 569 | 16.7 |
| Taurasi, Pho. | 33 | 171 | 132 | 536 | 16.2 |
| Ogwumike, L.A. | 33 | 204 | 110 | 521 | 15.8 |
| Griner, Pho. | 34 | 219 | 93 | 531 | 15.6 |
| Ogwumike, Ct. | 31 | 196 | 88 | 480 | 15.5 |
| Prince, Chi. | 26 | 123 | 113 | 391 | 15.0 |
| Johnson, Tul. | 33 | 173 | 139 | 485 | 14.7 |
| Dupree, Pho. | 34 | 210 | 73 | 493 | 14.5 |
| Whalen, Min. | 34 | 180 | 117 | 478 | 14.1 |
| de Souza, Atl. | 33 | 192 | 72 | 456 | 13.8 |
| Pondexter, N.Y. | 34 | 161 | 103 | 448 | 13.2 |
| Douglas, Ct. | 32 | 134 | 89 | 421 | 13.2 |
| McBride, S.A. | 34 | 154 | 77 | 442 | 13.0 |
| Robinson, S.A. | 33 | 165 | 96 | 426 | 12.9 |
| Little, Sea. | 33 | 146 | 106 | 425 | 12.9 |
| Hayes, Atl. | 34 | 143 | 111 | 437 | 12.9 |
| Langhorne, Sea. | 34 | 180 | 75 | 437 | 12.9 |
| Latta, Was. | 34 | 140 | 75 | 436 | 12.8 |
| Bentley, Ct. | 34 | 174 | 37 | 416 | 12.2 |
| Lyttle, Atl. | 34 | 179 | 53 | 414 | 12.2 |
| Lavender, L.A. | 34 | 174 | 54 | 403 | 11.9 |
| Toliver, L.A. | 27 | 115 | 43 | 319 | 11.8 |
| Quigley, Chi. | 34 | 144 | 51 | 380 | 11.2 |
| Zellous, Ind. | 34 | 131 | 87 | 374 | 11.0 |
| Adams, S.A. | 34 | 135 | 63 | 372 | 10.9 |
| Bird, Sea. | 33 | 129 | 54 | 351 | 10.6 |
| Taylor, Pho. | 33 | 114 | 89 | 347 | 10.5 |
| Bonner, Pho. | 34 | 129 | 71 | 353 | 10.4 |
| January, Ind. | 31 | 109 | 66 | 320 | 10.3 |
| Meesseman, Was. | 34 | 146 | 50 | 342 | 10.1 |
| Thomas, Ct. | 34 | 126 | 87 | 340 | 10.0 |
| Currie, Was. | 34 | 103 | 111 | 336 | 9.9 |
| Larkins, Ind. | 33 | 124 | 73 | 321 | 9.7 |
| Breland, Chi. | 32 | 135 | 41 | 311 | 9.7 |
| Hartley, Was. | 34 | 116 | 64 | 329 | 9.7 |

| REBOUNDS PER GAME | G | OFF | DEF | TOT | AVG |
|---------------------|----|-----|-----|-----|------|
| Paris, Tul. | 34 | 136 | 211 | 347 | 10.2 |
| Charles, N.Y. | 34 | 89 | 231 | 320 | 9.4 |
| Johnson, Tul. | 33 | 95 | 210 | 305 | 9.2 |
| Larkins, Ind. | 33 | 99 | 204 | 303 | 9.2 |
| Lyttle, Atl. | 34 | 84 | 221 | 305 | 9.0 |
| de Souza, Atl. | 33 | 97 | 189 | 286 | 8.7 |
| Ogwumike, Ct. | 31 | 123 | 141 | 264 | 8.5 |
| M. Moore, Min. | 34 | 72 | 204 | 276 | 8.1 |
| Griner, Pho. | 34 | 62 | 209 | 271 | 8.0 |
| Appel, S.A. | 34 | 66 | 204 | 270 | 7.9 |
| Dupree, Pho. | 34 | 41 | 216 | 257 | 7.6 |
| Langhorne, Sea. | 34 | 57 | 196 | 253 | 7.4 |
| Parker, L.A. | 30 | 29 | 185 | 214 | 7.1 |
| Ogwumike, L.A. | 33 | 66 | 168 | 234 | 7.1 |
| Breland, Chi. | 32 | 63 | 156 | 219 | 6.8 |
| Meesseman, Was. | 34 | 80 | 138 | 218 | 6.4 |
| Vaughn, Was. | 33 | 60 | 147 | 207 | 6.3 |
| Lavender, L.A. | 34 | 66 | 147 | 213 | 6.3 |
| Bone, Ct. | 34 | 57 | 124 | 181 | 5.3 |
| McCoughtry, Atl. | 31 | 53 | 109 | 162 | 5.2 |
| Griffin, Ct. | 31 | 58 | 101 | 159 | 5.1 |
| Thomas, Ct. | 34 | 63 | 111 | 174 | 5.1 |
| Young, Chi. | 34 | 37 | 136 | 173 | 5.1 |
| Dantas, Min. | 30 | 46 | 106 | 152 | 5.1 |
| McCarville, Min. | 34 | 38 | 126 | 164 | 4.8 |
| Young-Malcolm, S.A. | 34 | 62 | 96 | 158 | 4.6 |

| ASSISTS PER GAME | G | AST | AVG |
|------------------|----|-----|-----|
| Taurasi, Pho. | 33 | 185 | 5.6 |
| Whalen, Min. | 34 | 189 | 5.6 |
| Robinson, S.A. | 33 | 174 | 5.3 |
| Diggins, Tul. | 34 | 170 | 5.0 |
| Parker, L.A. | 30 | 128 | 4.3 |
| Hammon, S.A. | 32 | 135 | 4.2 |
| Sims, Tul. | 34 | 142 | 4.2 |
| Toliver, L.A. | 27 | 112 | 4.1 |
| Bird, Sea. | 33 | 133 | 4.0 |
| Dumerc, Atl. | 28 | 112 | 4.0 |
| Pondexter, N.Y. | 34 | 132 | 3.9 |
| Prince, Chi. | 26 | 100 | 3.8 |
| January, Ind. | 31 | 116 | 3.7 |
| Bentley, Ct. | 34 | 126 | 3.7 |
| Schimmel, Atl. | 34 | 124 | 3.6 |
| McCoughtry, Atl. | 31 | 113 | 3.6 |
| Cruz, N.Y. | 34 | 121 | 3.6 |
| Wright, Sea. | 29 | 103 | 3.6 |
| Faulkner, Chi. | 34 | 120 | 3.5 |
| M. Moore, Min. | 34 | 116 | 3.4 |
| Latta, Was. | 34 | 112 | 3.3 |
| Johnson, Sea. | 34 | 110 | 3.2 |
| Harding, L.A. | 31 | 98 | 3.2 |
| Taylor, Pho. | 33 | 102 | 3.1 |
| Hartley, Was. | 34 | 105 | 3.1 |
| McCarville, Min. | 34 | 105 | 3.1 |

| FIELD GOAL PCT. | FG | FGA | PCT |
|---------------------|-----|-----|------|
| Larkins, Ind. | 124 | 207 | .599 |
| Griner, Pho. | 219 | 379 | .578 |
| Paris, Tul. | 139 | 242 | .574 |
| Langhorne, Sea. | 180 | 315 | .571 |
| Fowles, Chi. | 101 | 185 | .546 |
| de Souza, Atl. | 192 | 352 | .545 |
| Ogwumike, Ct. | 196 | 366 | .536 |
| Dupree, Pho. | 210 | 394 | .533 |
| Lavender, L.A. | 174 | 330 | .527 |
| Ogwumike, L.A. | 204 | 392 | .520 |
| Meesseman, Was. | 146 | 281 | .520 |
| Augustus, Min. | 170 | 333 | .511 |
| M. Moore, Min. | 295 | 613 | .481 |
| Whalen, Min. | 180 | 375 | .480 |
| Taylor, Pho. | 114 | 238 | .479 |
| Young-Malcolm, S.A. | 115 | 245 | .469 |
| Parker, L.A. | 216 | 461 | .469 |
| Hayes, Atl. | 143 | 308 | .464 |
| Beard, L.A. | 119 | 257 | .463 |
| Cruz, N.Y. | 109 | 236 | .462 |
| Charles, N.Y. | 236 | 511 | .462 |
| Breland, Chi. | 135 | 293 | .461 |
| Bonner, Pho. | 129 | 281 | .459 |
| Lyttle, Atl. | 179 | 391 | .458 |
| Vaughn, Was. | 135 | 295 | .458 |
| McCarville, Min. | 107 | 234 | .457 |
| Robinson, S.A. | 165 | 361 | .457 |
| Taurasi, Pho. | 171 | 377 | .454 |
| Bone, Ct. | 137 | 304 | .451 |
| Johnson, Tul. | 173 | 385 | .449 |
| Little, Sea. | 146 | 326 | .448 |
| Quigley, Chi. | 144 | 324 | .444 |



2014 INDIVIDUAL STATISTICS

| 3-PT FIELD GOAL PCT. | 3FG | 3GA | PCT |
|----------------------|-----|-----|------|
| Phillips, Pho. | 35 | 78 | .449 |
| Montgomery, N.Y. | 28 | 65 | .431 |
| Perkins, S.A. | 39 | 95 | .411 |
| O'Hea, Sea. | 29 | 72 | .403 |
| Hammon, S.A. | 47 | 118 | .398 |
| McBride, S.A. | 57 | 144 | .396 |
| Toliver, L.A. | 46 | 117 | .393 |
| Quigley, Chi. | 41 | 106 | .387 |
| Christmas, Ind. | 27 | 70 | .386 |
| Stricklen, Sea. | 47 | 122 | .385 |
| January, Ind. | 36 | 94 | .383 |
| Coleman, Ind. | 43 | 113 | .381 |
| Latta, Was. | 81 | 215 | .377 |
| Taurasi, Pho. | 62 | 170 | .365 |
| Douglas, Ct. | 64 | 178 | .360 |
| Hayes, Atl. | 40 | 112 | .357 |
| Taylor, Pho. | 30 | 84 | .357 |
| Sims, Tul. | 47 | 136 | .346 |
| Bird, Sea. | 39 | 113 | .345 |
| Schimmel, Atl. | 53 | 155 | .342 |
| Little, Sea. | 27 | 80 | .338 |
| Lawson, Was. | 29 | 86 | .337 |
| M. Moore, Min. | 62 | 185 | .335 |
| Montgomery, Ct. | 35 | 106 | .330 |
| Hooper, Tul. | 46 | 140 | .329 |
| Hartley, Was. | 33 | 101 | .327 |
| Prince, Chi. | 32 | 98 | .327 |
| Bentley, Ct. | 31 | 96 | .323 |
| Christon, S.A. | 25 | 81 | .309 |
| Adams, S.A. | 39 | 127 | .307 |
| Zellous, Ind. | 25 | 82 | .305 |
| McCoughtry, Atl. | 31 | 105 | .295 |
| Diggins, Tul. | 33 | 117 | .282 |
| Hodges, Tul. | 29 | 112 | .259 |

| FREE THROW PCT. | FT | FTA | PCT |
|-------------------|-----|-----|------|
| Robinson, S.A. | 96 | 102 | .941 |
| Delle Donne, Chi. | 84 | 90 | .933 |
| Meesseman, Was. | 50 | 55 | .909 |
| M. Moore, Min. | 160 | 181 | .884 |
| January, Ind. | 66 | 75 | .880 |
| Quigley, Chi. | 51 | 58 | .879 |
| Prince, Chi. | 113 | 129 | .876 |
| Taurasi, Pho. | 132 | 151 | .874 |
| Ogwumike, L.A. | 110 | 126 | .873 |
| Pierson, N.Y. | 79 | 92 | .859 |
| Dupree, Pho. | 73 | 86 | .849 |
| Douglas, Ct. | 89 | 105 | .848 |
| Taylor, Pho. | 89 | 105 | .848 |
| McBride, S.A. | 77 | 91 | .846 |
| Parker, L.A. | 132 | 156 | .846 |
| Diggins, Tul. | 186 | 221 | .842 |
| Sims, Tul. | 120 | 143 | .839 |
| Faulkner, Chi. | 62 | 74 | .838 |
| Latta, Was. | 75 | 90 | .833 |
| Bird, Sea. | 54 | 65 | .831 |
| McCoughtry, Atl. | 131 | 162 | .809 |
| Griner, Pho. | 93 | 116 | .802 |
| Adams, S.A. | 63 | 79 | .797 |
| Little, Sea. | 106 | 133 | .797 |
| Wright, Sea. | 66 | 83 | .795 |
| Lavender, L.A. | 54 | 68 | .794 |
| Currie, Was. | 111 | 140 | .793 |
| Catchings, Ind. | 64 | 81 | .790 |
| Zellous, Ind. | 87 | 111 | .784 |
| Fowles, Chi. | 65 | 83 | .783 |
| Hartley, Was. | 64 | 82 | .780 |

| BLOCKS PER GAME | G | BLK | AVG |
|------------------|----|-----|------|
| Griner, Pho. | 34 | 129 | 3.79 |
| Fowles, Chi. | 20 | 41 | 2.05 |
| Breland, Chi. | 32 | 58 | 1.81 |
| de Souza, Atl. | 33 | 49 | 1.48 |
| Parker, L.A. | 30 | 41 | 1.37 |
| Ogwumike, Ct. | 31 | 37 | 1.19 |
| Dolson, Was. | 34 | 37 | 1.09 |
| Paris, Tul. | 34 | 36 | 1.06 |
| Meesseman, Was. | 34 | 34 | 1.00 |
| Peters, Min. | 28 | 28 | 1.00 |
| Appel, S.A. | 34 | 30 | 0.88 |
| Charles, N.Y. | 34 | 30 | 0.88 |
| McCarville, Min. | 34 | 29 | 0.85 |
| M. Moore, Min. | 34 | 28 | 0.82 |
| Larkins, Ind. | 33 | 27 | 0.82 |
| Lavender, L.A. | 34 | 27 | 0.79 |
| Adams, S.A. | 34 | 24 | 0.71 |
| Henry, Atl. | 34 | 23 | 0.68 |
| Howard, Ind. | 34 | 23 | 0.68 |
| Diggins, Tul. | 34 | 20 | 0.59 |
| Lyttle, Atl. | 34 | 20 | 0.59 |
| Dupree, Pho. | 34 | 18 | 0.53 |
| Bone, Ct. | 34 | 17 | 0.50 |

| STEALS PER GAME | G | STL | AVG |
|------------------|----|-----|------|
| McCoughtry, Atl. | 31 | 74 | 2.39 |
| Lyttle, Atl. | 34 | 75 | 2.21 |
| Larkins, Ind. | 33 | 64 | 1.94 |
| Prince, Chi. | 26 | 49 | 1.88 |
| M. Moore, Min. | 34 | 64 | 1.88 |
| Parker, L.A. | 30 | 54 | 1.80 |
| Ogwumike, L.A. | 33 | 58 | 1.76 |
| Robinson, S.A. | 33 | 55 | 1.67 |
| Diggins, Tul. | 34 | 51 | 1.50 |
| Herrington, L.A. | 34 | 51 | 1.50 |
| Bonner, Pho. | 34 | 49 | 1.44 |
| Meesseman, Was. | 34 | 48 | 1.41 |
| Johnson, Tul. | 33 | 45 | 1.36 |
| Bentley, Ct. | 34 | 44 | 1.29 |
| Charles, N.Y. | 34 | 44 | 1.29 |
| Cruz, N.Y. | 34 | 44 | 1.29 |
| Sims, Tul. | 34 | 44 | 1.29 |
| Griffin, Ct. | 31 | 39 | 1.26 |
| January, Ind. | 31 | 38 | 1.23 |
| Taylor, Pho. | 33 | 40 | 1.21 |
| McCarville, Min. | 34 | 41 | 1.21 |
| Ogwumike, Ct. | 31 | 36 | 1.16 |
| Beard, L.A. | 33 | 37 | 1.12 |
| de Souza, Atl. | 33 | 37 | 1.12 |

| MINUTES PER GAME | G | MIN | AVG |
|------------------|----|------|------|
| Diggins, Tul. | 34 | 1192 | 35.1 |
| M. Moore, Min. | 34 | 1181 | 34.7 |
| Sims, Tul. | 34 | 1169 | 34.4 |
| Parker, L.A. | 30 | 995 | 33.2 |
| Robinson, S.A. | 33 | 1091 | 33.1 |
| Charles, N.Y. | 34 | 1119 | 32.9 |
| Douglas, Ct. | 32 | 1040 | 32.5 |
| Johnson, Tul. | 33 | 1070 | 32.4 |
| Prince, Chi. | 26 | 840 | 32.3 |
| Latta, Was. | 34 | 1079 | 31.7 |
| Larkins, Ind. | 33 | 1044 | 31.6 |
| McCoughtry, Atl. | 31 | 972 | 31.3 |
| Lyttle, Atl. | 34 | 1064 | 31.3 |
| Dupree, Pho. | 34 | 1062 | 31.2 |
| Pondexter, N.Y. | 34 | 1052 | 31.0 |
| Taurasi, Pho. | 33 | 1018 | 30.8 |
| Little, Sea. | 33 | 1017 | 30.8 |
| Griner, Pho. | 34 | 1045 | 30.7 |
| Whalen, Min. | 34 | 1040 | 30.6 |
| de Souza, Atl. | 33 | 986 | 29.9 |
| Ogwumike, Ct. | 31 | 921 | 29.7 |
| Bonner, Pho. | 34 | 994 | 29.2 |



WNBA Playoffs Format

The top four teams from each conference will qualify for the 2014 WNBA Playoffs. The first and fourth-place teams, and the second and third-place teams, will each play a best-of-three conference semifinal series. The winners of the semifinal series in each conference will then play in a best-of-three conference final.

Tiebreaker Procedure

The following tiebreaker procedure shall be used to break ties for playoff eligibility, home court advantage and draft order. In determining draft order, non-playoff teams will always select before playoff teams.

Two-Way Tie Between Teams In The Same Conference

1. Better record in head-to-head games
2. Better winning percentage in own conference
3. Better winning percentage against all teams with .500 or better record at the end of the season
4. Better point differential in games head-to-head
5. Coin Toss

Two-Way Tie Between Teams In The Different Conference

In order to break a tie, the following criteria will be utilized in the order set forth:

1. Better record in head-to-head games
2. Better winning percentage against teams in the opposite conference
3. Better winning percentage against all teams with .500 or better record at the end of the season
4. Better point differential in games head-to-head
5. Coin toss

More Than Two Teams Tied

As many teams as possible will be eliminated at each step. As soon as one or more teams are eliminated at any step, the process must begin again from step (1).

1. Better winning percentage among all head-to-head games involving tied teams
2. Better winning percentage against teams in own conference (if all teams are from the same conference) or better record against teams in the opposite conference (if one or more teams are in different conferences)
3. Better winning percentage against all teams with .500 or better record at the end of the season
4. Better point differential in games involving tied teams
5. Coin toss

Scheduling

Conference Semifinals

The first and second place teams in each conference will have home court advantage in the Conference Semifinals and will host Game 1 and, if necessary, Game 3 of the series.

Conference Finals

The team with the better regular season record will have home court advantage in the Conference Finals and will host Game 1 and, if necessary, Game 3 of the series.

WNBA Finals

The team with the better regular season record will have home court advantage in the WNBA Finals. The championship series will be played in a 2-2-1 format with the higher seed hosting the first two games and the final game, if necessary.





Through WNBA Cares, the WNBA is deeply committed to creating programs that improve the quality of life for all people with a special emphasis on programs that promote a healthy lifestyle and positive body image, increase breast and women's health awareness, support youth and family development, and focus on education.

PHILANTHROPY: Donated more than \$11.5 million to charity, with more than \$3.5 million raised in the fight against breast cancer

SERVICE: More than 565,000 hours of hands-on service

LEGACY: More than 45 places where kids and families can live, learn or play

INSPIRATION: 27 current and former WNBA coaches and players have traveled to 27 countries across five continents as sport ambassadors inspiring youth and promoting health and wellness through basketball.



WNBA CARES WEEK

To promote the tip off of the season, the league and teams will partner with community and marketing partners to host community and fan engagement events that highlight our commitment to the community. WNBA Cares Week will take place from May 17 – 23.

WNBA GREEN

The WNBA is committed to a long-term environmental plan through the implementation of sustainable business practices and procedures that decrease the league's carbon footprint and contribute to a clean, healthy environment. The WNBA Greening Initiative is an innovative program designed to reduce the environmental impact of the league's operations and events.



BREAST HEALTH AWARENESS

The WNBA Breast Health Awareness program focuses on generating awareness and educating women about breast cancer in addition to raising funds for the initiative. This season WNBA Breast Health Awareness Week will take place from July 28 – August 3.



WNBA FIT

The WNBA FIT platform is the league's comprehensive health and wellness program that encourages physical activity and healthy living for children and families through grassroots programs and events, and products related to health, fitness, nutrition and self-esteem. In cooperation with well-established health and wellness organizations, WNBA FIT informs, educates and engages children and families in healthy living practices.



WNBA INSPIRING WOMEN

The Inspiring Woman platform celebrates women who demonstrate their ability to inspire others through their commitment, passion and dedication to work, family and community.



WNBA CARES

COMMUNITY ASSIST AWARD

The WNBA Cares Community Assist Award presented by State Farm recognizes a WNBA player for their outstanding efforts in the community and for ongoing philanthropic work during each month of the 2014 WNBA season.







Storm Play-by-Play Announcer

Dick Fain

Twitter: @DickFain

Dick Fain is entering his eighth year as the "Voice of the Storm". Dick worked alongside David Locke and Elise Woodward and was the sideline reporter as well as fill-in play-by-play and color analyst from 2002-2006 and was part of the broadcast team during the WNBA championship run in 2004 and 2010. Dick has spent 16 years at Sports Radio 950 KJR, where he has served as show host and Sports Director.

He also serves as a play-by-play voice for the Seattle University men's basketball team. Dick graduated from the University of Washington in 1996 with a degree in broadcast journalism after attending Mount Rainier High School in Des Moines where he continues to serve as a Varsity Boys' Basketball coach.

In addition, Dick went back to school to pursue his Master's in Sports Administration and Leadership at Seattle University, he graduated in 2011. Dick is a lifelong resident of the Seattle area; he and his wife Janna live in the Seattle suburb of Normandy Park.



Storm Color Analyst

Elise Woodward

Twitter: @EliseMWoodward

Elise Woodward returns to the Storm this season as a color analyst. She was raised in Eugene, Oregon, and played college basketball at the University of Washington.

Woodward began her career as a reporter for Fox Sports News, covering all Seattle area sports. Following that she worked as a sideline reporter for Sonics, and in the past has served as a color analyst for the Storm. She then began hosting a sports show, "Elise at Night," which became "Elise and Jerry."

Woodward has been a color analyst for UW Women's Basketball since, 2001. In addition, she has been a sideline reporter for University of Washington Football since 2003.



Storm Color Analyst


Adia Barnes

Twitter: @AdiaBarnes

Adia Barnes enters her ninth season as the color analyst for the Seattle Storm. As a former member of the 2004 WNBA Champion Storm, Barnes's boasts an impressive basketball resume. She also is entering her fifth year on the University of Washington women's basketball staff.

The leading scorer in the history of University of Arizona women's basketball, Barnes was a three time all-conference selection and Pac-10 player of the year in 1997-98. She currently ranks sixth among all-time conference scoring leaders. Barnes also had a 12 year professional career that included a WNBA championship with the Seattle Storm in 2004 and extensive overseas experience with stops in Ukraine, Israel, Turkey, Russia and Italy.

Barnes has been a fixture in the Seattle area since 2002 through her Adia Barnes Foundation, which mentors under-served youth and conducts charitable events and community service projects such as school supply drives. In cooperation with the Huskies marketing department, the foundation also promotes ticket sales through efforts such as Barnes' Dawgs.





SEATTLE PRINT

Daily

SEATTLE TIMES:

1000 Denny Way
 Seattle, WA 98109
 206.624.7323
 Editor: Don Shelton (don.shelton@seattle-times.com)
 Asst. Editor: Paul Barrett
 Beat Writer: Jayda Evans
 Columnist: Larry Stone

SEATTLE DAILY JOURNAL OF COMMERCE:

Seattle Daily Journal of Commerce
 83 Columbia Street
 Seattle, WA 98104
 ph. 206-622-8272
 fax 206-622-8416
 Managing Editor: Maude Scott
 (maude.scott@djc.com)

THE EVERETT HERALD:

1800 41st Street, S-300
 Everett, WA 98203
 (425) 339-3000
 Sports Editor: Kevin Brown (kbrown@herald-net.com)
 Assistant Sports Editor: Tim Hintze (hintze@heraldnet.com)
 Staff Writer: Aaron Lommers
 Photographer: Jennifer Buchanan

THE NEWS TRIBUNE:

1950 South State Street
 Tacoma, WA 98405
 253-597-8742
 Sports Team Leader: Darrin Beene
 Columnist: Dave Boling
 Columnist: John McGrath
 Photo Editor: David Montesino

ASSOCIATED PRESS:

3131 Elliott Avenue # 750
 Seattle, WA 98121
 Editor: Tim Booth

Weekly

Seattle Weekly:

307 Third Ave S, 2nd Floor,
 Seattle, WA 98104
 (206)623-0500
 Managing Editor: Dan Person (dperson@seattleweekly.com)

The Stranger:

1535 11th Ave # 3
 Seattle, WA 98122
 (206) 323-7101
 Editor: Christopher Frizelle
 (editor@thestranger.com)

Seattle Gay News:

1605 12th Ave # 31
 Seattle, WA 98122
 (206) 324-4297
 Editor: George Bakan (sgn2@sgn.org)



ONLINE ONLY

SEATTLE POST INTELLIGENCER:

THE SEATTLE LESBIAN:

(206)714-2277
 Editor in Chief: Sarah Toce
 (sarah.toce@theseattlelesbian.com)

SPORTS PRESS NORTHWEST:

PO Box 61381, Seattle, WA 98141
 Co-Founder: Art Thiel
 (news@sportspresnw.com)

THE EXAMINER:

Seattle Staff Writer: Virginia Lopez
 (wmnzsprtsnut@yahoo.com)

SPORTS RADIO

ESPN AM 710:

1802 Eastlake Ave. E.
 Seattle, WA 98102
 (206)726-7000
 Program Director: Brian Long (mhelgerson@bonneville.com)
 Asst. Program Director: Owen Murphy
 Producer: Jessamyn McIntyre
 Producer: Colin Paisley
 Talent: Kevin Calabro
 Talent: Chris Cashman
 Talent: Channon Drayer
 Talent: Brock Huard
 Talent: Matt Pitman
 Talent: Mike Salk

KJR AM 950

351 Elliott Ave. W.
 Ste. 400
 Seattle, WA 98119
 (206)494-2000
 Program Director: Rich Moore (program-ming@KJRam.com)
 Sports Director: Jason Puckett
 Producer: Joshua Sabrowsky
 Producer: Matt Gaschk
 Talent: Ian Furness
 Talent: Dave Grosby
 Talent: Mitch Levy
 Talent: Dave Mahler

KFNQ AM 1090 (CBS, THE FAN):

1000 Dexter Ave N
 Suite 100
 Seattle, WA 98109
 (206)805-1225
 Program Director: Carey Curelop
 Business Development Manager: Holly Gram-bihler (holly.grambihler@cbsradio.com)
 Storm Talent: Dick Fain
 Storm Talent: Adia Barnes

KIRO FM 97.3 (NEWS, SPORTS, CBS):

1802 Eastlake Ave. E.
 Seattle, WA 98102
 (206)726-7000
 Program Director: Pete Gammell (pgam-mell@bonneville.com)
 Talent: Bill Swartz

KOMO FM 1000:

140 4th Ave. W., 4th Floor
 Seattle, WA 98109
 (206)404-5666
 Sports Director: Tom Glasgow
 Contact email, news director: (pduckworth@fisherradio.com)
 Talent: Tom Hutlyer
 Talent: Mark Aucutt
 Editor: Jeremy Grater
 Editor: Frank Lenzi



TV

NWCN 2 (LOCAL NEWS):

333 Dexter Ave. North
Seattle, WA 98109
(206)448-3616
Director/Talent: Paul Silvi
Contact email: (newstips@nwcn.com)
Producer/ Talent: Chris Egan

KCPQ (CH. 13 FOX, Q13):

1813 Westlake Avenue N.
Seattle, WA 98109
206-674-1313
Producer/Talent: Aaron Levine
Contact email: tips@q13fox.com

KOMO (CH. 4 ABC):

140 4th Ave. N.
Seattle, WA 98109
(206)404-4164
Producer/Talent: Mike Ferreri
Contact email: (programming@komotv4.com)

KING (CH.5 NBC):

333 Dexter Ave. N
Seattle, WA 98109
206-448-5555

KIRO (CH 7. CBS):

2807 3rd Avenue
Seattle, WA 98121
206-728-7777

STORMBASKETBALL.COM

@SEATTLESTORM