



2014 CHICAGO SKY PLAYOFFS MEDIA GUIDE

THIS IS OUR MOMENT!

2014 PLAYOFFS

PRESENTED BY



"WE WANT A WNBA CHAMPIONSHIP AND WE WON'T STOP UNTIL WE GET ONE."

-SKY FORWARD ELENA DELLE DONNE

2014

CHICAGO SKY PLAYOFF MEDIA GUIDE



GENERAL INFORMATION

SPOTTERS CHART **SKY LOGISTICS** **ALLSTATE ARENA** **2014 PLAYOFFS ROSTER**
IN-GAME ENTERTAINMENT **SKY IN THE COMMUNITY** **SKY CARES** **WNBA CARES**



2014 CHICAGO SKY SPOTTERS CHART



**GENNIFER
BRANDON #25**
Forward



**JESSICA
BRELAND #51**
Forward



**COURTNEY
CLEMENTS #0**
Guard



**ELENA
DELLE DONNE #11**
Guard/Forward



**JAMIERRA
FAULKNER #21**
Guard



**SYLVIA
FOWLES #34**
Center



**MARKEISHA
GATLING #9**
Center



**SASHA
GOODLETT #45**
Center



**EPIHANNY
PRINCE #10**
Guard



**ALLIE
QUIGLEY #14**
Guard



**COURTNEY
VANDERSLOOT #22**
Guard



**TAMERA
YOUNG #1**
Forward



SKY LOGISTICS

SKY OFFICE ADDRESS

5500 W. Howard Street
Skokie, IL 60077
Telephone: 312-828-9550
Website: www.chicagosky.net

SKY TRAINING FACILITY

Sachs Recreation Center

TEAM COLORS

Sky Blue, Yellow and White



TELEVISION

Weigel Broadcasting Company-
WCIU, The U, The U Too

PA ANNOUNCER

Ray Clay

TV PLAY-BY-PLAY:

Lisa Byington

TV ANALYST:

Brooke Weisbrod

SKY TICKET INFO:

312-759-9622 or 866-SKY-WNBA

2014 KEY SKY DATES

WNBA Draft	April 14
Training Camp Start	April 27
Media Day	May 6
Pre-Season Games Start	May 2
Last Date for Pre-Season Games	May 13
Final Roster Cut-Down	May 14
Opening Day	May 16
Sky Home Opener	May 16
All-Star Game	July 19
End of Regular Season	August 17
Playoffs Begin	August 21
Last Possible Finals Date	September 17

SKY TRAINING FACILITY

Sachs Recreation Center, facility of the Deerfield Park District, is a 100,000-square-foot community fitness center that was fully renovated in 2009. It boasts such amenities as basketball courts, tennis courts, weight rooms, a four-lane 160-meter track with elevated turns, lap pool, whirlpool, sauna, and spacious locker rooms. Open to the public, Sachs Recreation Center is located at 455 Lake-Cook Road, just west of Waukegan Road in Deerfield, Illinois.

ALLSTATE ARENA

ALLSTATE ARENA FACTS

- >> 6920 Mannheim Rd, Rosemont, IL 60018
- >> 2nd highest concert ticket sale venue in the US, with more than 1.5 million visitors and 150 events annually
- >> Ranked #12 venue worldwide based on ticket sales
- >> World-class professionalism, cleanliness, service and quality
- >> Received \$30 million facelift beginning in 1999
- >> Home of the Chicago Sky, Chicago Rush, Chicago Wolves and DePaul University mens basketball team
- >> Sky seating capacity over 7,000 expandable to 18,500

ALLSTATE ARENA BENEFITS

- >> Very accessible, close to CTA Blue Line and major highways
- >> Plenty of parking with easy access to building
- >> State-of-the-art audio and visual systems, with center-hung screen and scoreboard
- >> Comfortable padded seats, many with cupholders
- >> Big, wide, bright concourse, easy access to concessions, restrooms and merchandize outlets
- >> Club and group hospitality options including luxury boxes

COURTSIDE CLUB

Enjoy the Sky's courtside version of a skybox. The Courtside Club seats up to 100 guests to experience some of the most unique sight lines in the arena. Located on the floor right in front of the players' tunnel, guests will be able to mingle and watch the game from high-top tables while they enjoy unlimited food, beer, wine and soda. The Courtside Club is an excellent way to entertain while getting a great view of your favorite Sky players.

SKY DECK

Enjoy fun, food and basketball as you watch the game from our Sky Deck. Fans who take advantage of this exclusive seating area will receive a ticket to the game, early access to the arena to watch shoot around, and all you can eat and drink* until halftime. The Sky Deck is available for Friday, Saturday and Sunday games for only \$30 per person and a minimum purchase of 4 tickets is required.

* Drinks include water and soda

SKY PATIO

Enjoy a night of hoops and hops at a Sky game in our entertainment section, the Patio. Fans who take advantage of this exclusive seating area will receive a ticket to the game with all-inclusive beer and wine service*. The Patio is available for Friday and Saturday games for only \$35 per person and a minimum purchase of 4 tickets is required.

* Service available until the end of the third quarter

SEATING CHART





2014 SKY ROSTER

NUM	PLAYER	POS	HT	WT	DOB	FROM	YEARS
25	Gennifer Brandon	F	6-2	164	11/23/1990	California	R
51	Jessica Breland	F	6-3	170	02/23/1988	North Carolina	2
0	Courtney Clements	G	6-0	157	11/12/1989	San Diego State	1
11	Elena Delle Donne	G-F	6-5	188	09/05/1989	Delaware	1
21	Jamierra Faulkner	G	5-6	141	03/09/1992	Southern Mississippi	R
34	Sylvia Fowles	C	6-6	200	10/06/1985	Louisiana State	6
9	Markeisha Gatling	C	6-5	255	07/14/1992	NC State	R
45	Sasha Goodlett	C	6-5	239	08/09/1990	Georgia Tech	2
10	Epiphanny Prince	G	5-9	167	01/11/1988	Rutgers	4
14	Allie Quigley	G	5-10	140	06/20/1986	DePaul	5
22	Courtney Vandersloot	G	5-8	145	02/08/1989	Gonzaga	3
1	Tamera Young	F	6-2	170	10/30/1986	James Madison	6

HEAD COACH

Pokey Chatman (College - Louisiana State)

ASSISTANT COACHES

Wayne "Tree" Rollins (College - Clemson)

Christie Sides (College - Louisiana Tech)

IN-GAME ENTERTAINMENT



SKY GUY

Born and raised in Chicago, Sky Guy is the team's biggest fan. With five older sisters, all of whom were basketball players, Sky Guy formed a love for women's basketball at an early age. Sky Guy can be seen at every Sky game at Allstate Arena as well as at Sky clinics, girls' basketball tournaments, parades and libraries throughout the Chicagoland area. Sky Guy is always looking to make new friends and meet other Sky fans so say "hi" when you see him.



SKY SQUAD

This five-man aerial ensemble amazes fans with extraordinary dunking displays, complete with mid-air passes, flips and twists. Besides performing at Allstate Arena for Chicago Sky games, Sky Guy and the Sky Squad have dunked all over Illinois at sporting events, birthday parties and city festivals. Sky Guy and the Sky Squad will appear at numerous Sky home games in 2013.



SKY DRUMLINE

presented by McDonalds
The award-winning Chicago Sky Drumline presented by McDonalds brings the beat to every Sky home game. Justice Stamps started the Drumline, also known as "QNB," to engage youth from around the Near North/Cabrini Green community. The Drumline performs around the state and is accompanied by an energetic dance crew and color guard.



MCDONALD'S FLY KIDS

presented by McDonalds

The Fly Kids are members of the Chicago Boyz Acrobatic Team, started in 1999 by former circus performer and competitive tumbler, Tim Shaw. Team members learn discipline, respect, hard work, integrity and team work. The Fly Kids' high energy performances feature incredible tumbling, high flying trampoline, and awe-inspiring tricks and stunts inside of twirling jump ropes.



SKY IN THE COMMUNITY

BEING ACTIVE IN THE COMMUNITY IS A HIGH PRIORITY FOR THE CHICAGO SKY.

The Sky participates in numerous community projects throughout the year and focuses on building relationships with community groups and organizations. By getting involved in communities throughout the Chicagoland area, the Sky hopes to inspire fans to get involved.

WNBA Fit

WNBA Fit encourages girls and women of all ages to learn more about their bodies and the importance of physical fitness through programs related to health, fitness, nutrition and self-esteem. Programming inspires girls and women to get started on “being fit” through small changes in their daily routine. The content of the program is communicated and delivered through a ‘Team’ of Spokespeople and National and Local Events. 2014 programming includes Sky players, coaches and staff running instructional basketball clinics and Hoops for Health assembly program throughout the year. We will also be hosting a Fitness Festival on July 22nd.

Our programming plus an in-game experience is designed to show youth 7-18 ways to get active. The Sky Cares Foundation works with local girl-serving organizations (Girls in the Game, Girls on the Run, Game On! Chicago, Step Up Women’s Network, Chicago Park District and the Mayor’s Fitness Council as well as Chicago Public Schools) to identify youth from low income areas of Chicago and welcome them into an inspiring community of positive role-model volunteers. During the Fitness Festival various organizations introduce the kids to a variety of different sports and ways to stay active. Following

each event the kids will participate in the excitement of a Chicago Sky game which affords an unforgettable opportunity for these kids to witness firsthand the power and poise of professional female athletes and provides a motivating message of what can be accomplished through dedication, determination and discipline.

WNBA Cares Week of Service

On May 3rd the Chicago Sky, its Foundation – Sky Cares, the Chicago Sky Legacy Partners will join City Year for a day of service at a local elementary school. Volunteers will spend the day giving the school a facelift through painting projects, planting of flowers, building benches and cleaning.

Inspiring Women

The Sky will launch a season long campaign to honor everyday women. To nominate a woman of inspiration visit www.chicagosky.net.

Hoops for Troops

Throughout the season the Sky will work with Packages for Patriots to collect items to send care packages to troops. Visit www.chicagosky.net to learn how you can assist in our efforts. The Sky will also host two Hoops for Troops games on May 26th and August 10th, along with a Memorial Day tailgate prior to the May 26th game.

Go Green

On July 22nd the Sky will host a Go Green game to bring awareness and educate our fans on how to effectively help our environment. The Allstate Arena home of the Sky will be highlight for their sustainability initiatives.

Breast Health Awareness

For over seventeen years, the WNBA Breast Health Awareness program has focused on generating awareness and educating women about breast cancer in addition to raising funds for the initiative. The WNBA and its teams have raised over \$3.5 million to aid in the fight against breast cancer. The Chicago Sky has partnered this season with the American Cancer Society. As part of this partnership the Sky has created a Pink ticket package which includes a ticket to the August 3rd game, a pink Sky t-shirt and for every Pink package sold, the Chicago Sky will donate \$5.00 to the American Cancer Society.

As part of the day’s festivities, the Sky players will wear pink uniforms, and the Sky encourages all fans to wear pink in an effort to “pink out” the arena. At the game, breast cancer survivors will be honored guests, and a silent and online auction will take place where fans will have a chance to bid on the pink game jerseys, numerous sports experiences and autographed memorabilia from teams and athletes from the Chicagoland area, as well as, the WNBA.

SKY CARES

**HELPING BUILD GIRL'S
SELF-ESTEEM AND
PROVIDING GIRLS AND
YOUNG WOMEN WITH
POSITIVE MENTORS.**



The Chicago Sky Cares Foundation's mission is to enrich the lives of our community's youth and families by demonstrating the positive impact a professional women's basketball team can make in the community by inspiring greatness through strong, athletic and educated roles models. Sky Cares Foundation is able to actively support the mission through a series of programs and events built around the importance of education, health and fitness.

Over the last few years thousands of 7-18 year old children from diverse ethnic, economic and geographical communities have participated in Sky Cares' events. This year Sky Cares aims to again have a direct and sustainable impact by working collaboratively with local organizations to identify and serve youth from underprivileged Chicagoland areas, with the mission of:

- >> Increasing youths' self esteem and access to positive, strong leaders and mentors
- >> Teaching conflict resolution and proper ways to overcome obstacles
- >> Teaching ways to get active that fit with daily schedules at home, school and life
- >> Teaching how to become confident and positive individuals



SKY CARES



WNBA CARES LEAGUE & MARKETING PROGRAMS OVERVIEW

Through WNBA Cares, the WNBA is deeply committed to creating programs that improve the quality of life for all people with a special emphasis on programs that inspire youth and promote education, health and wellness and youth and family development.

WNBA Cares goal alignment focuses on Philanthropy, Service, Legacy and Inspiring Women. Since WNBA Cares launched, the league, players and teams have:

- **PHILANTHROPY:** More than \$11.5 million donated to charity, more than \$3.5 million raised in the fight against breast cancer
- **SERVICE:** More than 565,000 hours of hands-on service
- **LEGACY:** More than 45 places where kids and families can live, learn or play
- **INSPIRATION:** 27 current and former WNBA coaches and players have traveled to 27 countries across five continents throughout the world as sport ambassadors inspiring youth and promoting health and wellness through basketball.



WNBA FIT

The WNBA FIT platform is the league's comprehensive health and wellness program that encourages physical activity and healthy living for children and families through grassroots programs and events, and products related to health, fitness, nutrition and self-esteem. In cooperation with well-established health and wellness organizations, WNBA FIT informs, educates and engages children and families in healthy living practices.



WNBA GREEN

The WNBA is committed to a long-term environmental plan through the implementation of sustainable business practices and procedures that decrease the league's carbon footprint and contribute to a clean, healthy environment. The WNBA Greening Initiative is an innovative program designed to reduce the environmental impact of the league's operations and events.



WNBA HOOPS FOR TROOPS

The WNBA is committed to supporting our active and retired service men and women and their families around the world. Through the WNBA Cares Hoops for Troops program, teams and players honor military and their families through a variety of activation including in-arena nights, military base visits, ticket programs, in-game activation and meet & greets with Wounded Warriors.



BREAST HEALTH AWARENESS

The WNBA Breast Health Awareness program focuses on generating awareness and educating women about breast cancer in addition to raising funds for the initiative. This season WNBA Breast Health Awareness Week will take place from July 28 – August 3.



WNBA INSPIRING WOMEN

The Inspiring Woman platform celebrates women who demonstrate their ability to inspire others through their commitment, passion and dedication to work, family and community.



WNBA CARES COMMUNITY ASSIST AWARD

The WNBA Cares Community Assist Award presented by State Farm recognizes a WNBA player for their outstanding efforts in the community and for ongoing philanthropic work during each month of the 2014 WNBA season.

2014

CHICAGO SKY PLAYOFF MEDIA GUIDE

FRONT OFFICE

CHICAGO SKY DIRECTORY MICHAEL ALTER MARGARET STENDER ADAM FOX FRONT OFFICE

2014

CHICAGO SKY PLAYOFF MEDIA GUIDE



2014 CHICAGO SKY DIRECTORY

FRONT OFFICE

Principle Owner - Michael Alter

EXECUTIVE

Team President/CEO - Adam Fox

BASKETBALL OPERATIONS

General Manager and Head Coach - Pokey Chatman

Assistant Coach - Wayne "Tree" Rollins

Assistant Coach - Christie Sides

Strength & Conditioning Coach /

Director of Basketball Operations - Ann Crosby

Athletic Trainer - Heidi Wlezien

Head Video Coordinator - Jonah Herseu

MARKETING PARTNERSHIPS

Director of Marketing Partnerships - Stephanie Lovingood

Client Services Coordinator - Jasmine Allen

COMMUNICATIONS AND OPERATIONS

Vice President of Operations - Michelle Henstock

Media & Communications Coordinator - Lauren Niemiera

Director of Operations & President of Sky Cares - Erika Swilley

Mascot Coordinator - Andres Baines

Creative Services Coordinator - Stacey Howe

Creative Services Assistant Coordinator - Stacy Medema

Video Production Coordinator - Cameron Glbson

Game Operations Coordinator - Kara Konicki

TICKET SALES

VP Ticket Sales, Service & Marketing - Julie Seyller

Director of Ticket Operations - James Thompson

Ticket Sales Manager & Group Specialist - Shane Cleghorn

Manager New Business Development - Bryan Van Den Bosch

Ticket Sales Manager - Jordan Mendelson

Manager of Program Development - Madison Connell

Community Relations Ticket Coordinator - Joanna Cermak

Account Executive & Youth Basketball Specialist- Leigh Gordon

Account Executive & Youth Basketball Specialist- Natasha Larry

Account Executive - David Nelson

Account Executive - Brian Shapiro

Account Executive - Anthony Addison

Inside Sales Rep - Chris Howard

Inside Sales Rep - Lindsay Jordan

Inside Sales Rep - Lucas Sonneborn

Inside Sales Rep - Adrian Grosvenor

FINANCE

Chief Finance Officer - Rommel Famatid

MICHAEL ALTER

MICHAEL ALTER CHAIRMAN/PRINCIPLE OWNER



Sky owner Michael Alter, a Chicago native with a deep commitment to the city, is dedicated to his franchise and sees it as a way to encourage opportunities for young women in professional athletics. He holds strong beliefs that Chicago is the best sports town in the country, which is a big reason why he decided Chicago needed a WNBA team. Alter's values include hard work, education, excellence and sportsmanship, all characteristics he believes that will lead the Sky to succeed as both an organization and a team. Alter, who was recognized in the Crain's Chicago Business 40 under 40 list in 2000, is the President of Chicago-based The Alter Group, one of the nation's 10 largest commercial real estate developers. Since becoming President in 1995, he has transformed his family's company from a strong, regional office and industrial developer into one of the nation's preeminent privately held full-service real estate companies.

Today, the company has 6,700,000 square feet of space worth \$712,000,000 under development in 25 different markets across the nation, from Washington D.C. to Orange County, CA. Alter has created three new companies under The Alter Group umbrella in the last 7 years -- Alter+Care, EnTrust Realty Advisors and Alter Construction Group -- each of which has become a strong entity in its respective field.

In 1994, Alter founded City Year Chicago, a cutting-edge, non-profit, national-service program which is best known for its signature program, the City Year Youth Service Corps. The goal of the program is to bring together approximately 1,000 people ranging in age from 17-24 from diverse backgrounds and hold them to a full-time commitment of a year of community service, leadership development and civic engagement where they mentor children. During City Year's existence, more than 1 million hours

of service in local communities has been logged. When asked why he thought to bring a WNBA franchise to Chicago, Alter stated, "For me, it was like meeting Ernie Banks or Bill Russell in their prime. I was so impressed, not only by the WNBA players' prowess as athletes but their intelligence, their passion, their dignity and their power to inspire. After meeting these amazing women and learning more about the WNBA, it did not make sense to me that the third largest city in the country, and frankly, in my opinion, the best sports town in the country, did not have a WNBA team."

Alter has a Bachelor of Arts degree in government from Harvard University and a law degree from the University of Chicago. He and his wife Ellen are parents of three children, all of whom are interested in sports and keep their parents very busy. They live in Winnetka, IL.

MARGARET STENDER

MARGARET STENDER CHAIRMAN AND MINORITY OWNER



As the first employee, Margaret Stender served as the founding President and CEO of the Chicago Sky for the first six years of this WNBA franchise. She led the team development from a vision and a dream to a thriving multifaceted professional organization. Margaret has overseen several milestones: a growing passionate fan base, partnerships with many diverse businesses, the venue move to Allstate Arena, a monumental TV broadcast schedule, the creation of the Chicago Sky Cares Foundation plus an exceptional athlete roster which includes three WNBA all-stars, one who also plays on Team USA.

“We have been proud to introduce our world-class athletes as exceptional role models,” said Stender. “It has been rewarding to showcase strong accomplished women as an inspiration and a force for positive social change.”

Margaret experienced corporate success prior to joining the Sky throughout her 22 years in business while holding positions that included: President of the Juice Drinks for PepsiCo, President for Quaker Oats Ready-To-Eat Cereals and Senior VP/GM of Travel Solutions for Rand McNally.

Stender attended the University of Richmond where she was a three sport student athlete and was elected co-captain of the basketball team for three years. She earned a Bachelor of Arts degree in Education and Masters Degree in Business Administration from the University of Virginia.

Margaret, originally from Virginia, resides on the north side of Chicago with her two school-aged children. She serves on the Boards of The Latin School of Chicago and the Girl Scouts of Greater Chicago & Northwest Indiana. She is also a member of The Chicago Network.

ADAM FOX

ADAM FOX PRESIDENT AND CEO



In his fourth year as President and CEO of the Chicago Sky, Adam Fox oversees team operations in all matters pertaining to the day-to-day functioning of the franchise on the administrative side of the organization.

Adam Fox is the Sky's second Chief Executive Officer since the company's formation in 2005 and brings nearly 20 years of executive sports experience to the top of the Sky front office. He was promoted to the position on October 1, 2010. Fox had joined the team in October 2007 as Chief Operating Officer.

Fox's plans to have the Sky focused on winning basketball games and growing the fan base have had tremendous results. In 2011 the Sky's attendance increased by an impressive 29%, and he intends to further that momentum through ticket sales, sponsorship sales, and creating large-scale awareness.

"We have built a solid foundation here on which to expand," said Fox. "Moving forward our short term goal is to continue to keep the upward trend we have going. Long term it's about making the Sky and women's basketball part of the regular sports fabric in this city and beyond."

Prior to joining the Sky, Fox spent 14 years with the Chicago Wolves of the American Hockey League. During his time with the Wolves, the '02, '00 and '98 AHL Champions, Fox took on a variety of roles including ticket sales, managing merchandise, sponsorships sales, directing game operations and ultimately leading the front office as the Executive Vice President of Business Operations for his final eight years with the team.

For five years leading up to his time with the Wolves, Fox worked in sales and sports marketing. For three years Fox worked for Elite Sports Marketing, operating temporary sports memorabilia stores at major sporting events around the country. Fox also spent two years as district manager for Retail Star, Inc.

Fox graduated from Indiana University in 1989 with a degree in speech. He and his wife Brooke have two daughters and live in the northern suburbs.



SKY FRONT OFFICE

COMMUNICATIONS AND OPERATIONS



MICHELLE HENSTOCK
Vice President of Operations



LAUREN NIEMIERA
Media & Communications
Coordinator




ERIKA SWILLEY
Director of Operations &
President of Sky Cares



ANDRES BAINES
Mascot Coordinator



STACEY HOWE
Creative Services
Coordinator



STACY MEDEMA
Creative Services
Assistant Coordinator

-MARKETING PARTNERSHIPS-



CAMERON GIBON
Video Production
Coordinator



KARA KONICKI
Game Operations
Coordinator



STEPHANIE LOVINGOOD
Director of Marketing
Partnerships



JASMINE ALLEN
Client Services Coordinator




ROMMEL FAMATID
Chief Financial Officer

FINANCE


TICKET SALES




JULIE SEYLLER
Vice President Ticket Sales,
Service & Marketing



JAMES THOMPSON
Director of Ticket Operations



SHANE CLEGGHORN
Ticket Sales Manager &
Group Specialist



BRYAN VAN DEN BOSCH
Manager New Business
Development



JORDAN MENDELSON
Ticket Sales Manager



JOANNA CERMAK
Community Relations
Ticket Coordinator



MADISON CONNELL
Manager of Program
Development




LEIGH GORDON
Account Executive &
Youth Basketball Specialist



NATASHA LARRY
Account Executive &
Youth Basketball Specialist



BRIAN SHAPIRO
Account Executive



ANTHONY ADDISON
Account Executive



DAVID NELSON
Account Executive

2014

CHICAGO SKY PLAYOFF MEDIA GUIDE



COACHES AND TRAINERS

*POKEY CHATMAN WAYNE "TREE" ROLLINS CHRISTIE SIDES
HEIDI WLEZIEN ANN CROSBY TEAM PHYSICIANS*

HEAD COACH/GENERAL MANAGER

POKEY CHATMAN **HEAD COACH/GENERAL MANAGER**



Now entering into her fourth season coaching in the WNBA, Pokey Chatman is driven to bring success to the Sky organization. In 2013, she led the Sky to their first playoff berth in Sky history while finishing atop the Eastern Conference with a 24-10 record.

Chatman was named head coach of the Chicago Sky on Oct. 29, 2010. In the 2011 season, Chatman led a young Sky squad to a 14-20 record with a winning record at home for only the second time in the organization's history. Through sheer determination, she rallied the team to beat several of the most talented teams in the league. An expert at guiding young, talented players, the organization's future looks promising.

Chatman came to the Sky after coaching professional women's basketball in Russia and 15 years on the coaching staff at Louisiana State University (LSU), her alma mater.

She served two seasons as an assistant coach for the Russian Spartak Moscow Region before being promoted to head coach in 2010. That year, she led her team to a perfect 16-0 record in Euroleague, the most competitive European basketball league, and also claimed the esteemed 2010 Euroleague Championship. Chatman also helped coach the traditionally unsuccessful Slovakian national women's team narrowly miss a spot in the FIBA World Championship.

Chatman was named head coach of the LSU Lady Tigers in the 2003-2004 season, when Sue Gunter was forced to take medical leave mid-season. Chatman went a remarkable 47-3 in her first 50 games as head coach, the second best starting record in women's basketball history. She later took the Tigers to three consecutive finished in the Final Four. In her first full season as head coach, she was named the U.S. Basketball Writers Association National Coach of the Year, Women's Basketball Coaches Association National Coach of the Year, Naismith National Coach of the Year, and the Victor Award Female Coach of the Year. Chatman earned a coaching record of 90-14 with the Lady Tigers in three seasons as head coach and 15 seasons overall.

She has earned two gold medals with USA basketball, one as a player for the Junior National Team in 1987 and another as an assistant coach of the World University Team in 2005.

As an LSU point guard from 1987-1991, Chatman led the Lady Tigers to their first ever SEC Tournament title in 1991, and earned recognition as the tournament's MVP. In her college career, she was named All-SEC three times, named Kodak All-American in 1991 and set 20 school records.

Chatman earned her Bachelor's Degree from LSU in December of 1991. She is originally from Ama, Louisiana.

ASSISTANT COACHES

WAYNE “TREE” ROLLINS ASSISTANT COACH



The 2014 season marks Wayne “Tree” Rollins second year with the Chicago Sky. In his first year he helped the Sky reach their first playoff berth.

Rollins has served as assistant coach to the Orlando Magic, Washington Wizards and Indiana Pacers. He was named the head coach of the Greenville Groove, of the NBA D-League, in 2002. Rollins’ joined the Washington Mystics coaching staff as assistant in 2006 before being named head coach in 2007. He has also worked with post players during Memphis Grizzlies’ training camp and served as head coach of the American Basketball League (ABL) team the Hartland Eagles out of in Sebring, Florida.

Rollins was taken as the 14th overall pick of the 1977 draft by the Atlanta Hawks. He had a successful 18-year NBA career playing for the Atlanta Hawks, Cleveland Cavaliers, Detroit Pistons, Houston Rockets and Orlando Magic. In Rollins’ 1,156 game appearances, he averaged 2.2 blocked shots per game and received NBA All-Defensive First and Second Team honors. He advanced to the playoffs in 15 of his 18 seasons and currently ranks ninth all-time in career blocked shots (2,542). He is the all-time leader in blocks in Atlanta Hawks history with 2,283 and ranked among the top ten shot blockers in each of his first nine seasons. In 1983, he led the league in shot blocking with 4.3 blocks per game and 343 total blocks.

In 1997 he joined former NBA players Dale Davis and Dikembe Mutombo on the NBA’s South Africa Tour. The tour involved youth basketball camps, clinics and motivational speeches.

He attended Clemson University where he was ranked one of the Top 10 ACC Basketball Players three years in a row (1974-1977). He is the only Clemson basketball player to average a double-double four straight seasons and was the first athlete in any sport at Clemson to have their jersey retired. In 2003, Rollins was named to the 50th Anniversary ACC Men’s Basketball Team.

Other career honors for Tree include being inducted into the South Carolina State Athletic Hall of Fame in 2002, the Georgia Sports Hall of Fame in 2007, and the African American Ethnic Sports Hall of Fame in 2007. His high school, Crisp County High School in Georgia, also retired his jersey in 2008.

Rollins is a native of Winter Haven, Florida.

ASSISTANT COACHES

CHRISTIE SIDES **ASSISTANT COACH**



Christie Sides is back with the Sky for her fourth season to coach side by side once again with Pokey Chatman. Together they helped lead the Sky to the playoffs for the first time in the team's history. She has nine years of coaching experience at the college, international and professional levels. Over this past off-season Sides coached overseas with head coach Pokey Chatman in Russia for Spartak Moscow Region.

Since 2008, Sides has been an assistant on Spartak Moscow Region in Russia, where she helped Head Coach Pokey Chatman lead Spartak to consecutive FIBA EuroLeague Championships in 2008 and 2009. Sides has also served as an assistant on the Slovakian Women's National Team coaching staff since 2008 helping the team qualify for the European Championships in 2009, 2010 and 2011. The Slovaks took eighth place in 2009, their highest finish of Sides' tenure.

From 2004-2007 Sides was an assistant on the Louisiana State University staff also under Coach Chatman. She helped guide the Lady Tigers program to three Final Fours and two Southeastern Conference regular season titles in her three seasons with the team. Prior to LSU, Sides spent the 2003-04 season at Louisiana Tech as an assistant coach.

Sides began her coaching career as the head junior varsity coach and assistant varsity coach at Ruston (La.) High School where she served under Ricky Durrett. While at Ruston, Sides helped guide the Lady Bearcats to consecutive state playoff appearances.

Athletically, Sides played her first two collegiate seasons at Ole Miss for Hall of Fame coach Van Chancellor and helped the Rebels to a 34-22 overall record. She then transferred to Louisiana Tech where she finished her playing career for fellow Hall of Fame coach Leon Barmore. Sides helped the Lady Techsters to a 61-6 record in two seasons, including a trip to the 1999 Final Four. She holds the career record at Tech for three-point field goal percentage and ranks seventh in three-pointers made and eighth in three-pointer attempted.

Earlier in her playing career, Sides led Central Private High School to the state championship her senior season while earning the Louisiana Gatorade Player of the Year award and all-state honors. She ended her high school playing career ranked No. 1 in school history with 3,375 points.

Sides is a native of Baton Rouge, Louisiana.

SKY TRAINERS

HEIDI WLEZIEN **HEAD ATHLETIC TRAINER**



Heidi Wlezien comes to the Chicago Sky for her first season from Illinois Bone & Joint Institute (IBJI). Prior to IBJI, she worked at Eastern Illinois University as an Assistant Athletic Trainer with the women's basketball and men's soccer teams.

Prior to becoming an assistant, Wlezien worked as a graduate assistant athletic trainer for the women's basketball, women's rugby, and men's and women's swimming teams at Eastern Illinois University. There she earned a Master of Science Degree in Sports Administration.

Wlezien completed her Bachelor's Degree in Athletic Training from Upper Iowa University in Fayette, IA. While at UIU, she worked with football, softball, soccer, volleyball, wrestling. She currently holds certifications from the National Athletic Trainers' Association and the American Heart Association.

ANN CROSBY **STRENGTH AND CONDITIONING COACH**



Ann Crosby is in her eighth season with the Sky. She has 16 years of experience as an independent strength and conditioning consultant for professional athletes. She served as the head strength and conditioning coach for all 18 UIC athletic teams for three years. Prior to UIC, she served as a strength and conditioning coach for Georgia Tech and Northwestern University. Crosby was the first full-time strength and conditioning coach for the Women's United Soccer Association after serving as the head of athlete performance for the Carolina Courage WUSA team. Crosby also consulted for the Chicago Red Stars women's soccer team.



SKY PHYSICIANS

DR. BENJAMIN DOMB **HEAD TEAM PHYSICIAN**

Dr. Benjamin Domb is now in his third year with the Sky. Dr. Domb currently practices with Hinsdale Orthopaedic Associates, focusing on sports medicine and hip preservation. Dr. Domb is also a clinical instructor in the Department of Orthopaedics at Loyola University in Chicago.

Dr. Domb is a nationally recognized orthopaedic surgeon specializing in sports medicine and arthroscopic surgery of the hip, shoulder and knee. Dr. Domb is also an expert in arthroscopic surgery of the shoulder and knee, adept in specialized techniques including arthroscopic rotator cuff repair and all-inside ACL reconstruction.

Dr. Domb has treated numerous professional athletes, and has cared for the Los Angeles Lakers, Dodgers, Kings and Galaxy professional sports teams. As the author of more than 20 publications in the field of sports medicine, arthroscopic surgery and hip injuries, Dr. Domb lectures and teaches courses regularly for orthopaedic surgeons around the country. He has repeatedly been invited to be a guest speaker at the American Academy of Orthopaedic

Surgeons and other national meetings and is actively involved in the research and development of new techniques in arthroscopic surgery.

DR. DANIELLE BASS

An athlete since her youth, Danielle Bass, M.D., turned her love of sports into a career as a general medicine physician with a focus on sports medicine. While completing her undergraduate degree she was a member of the University of Florida Women's 1998 National Championship Soccer Team. She earned her medical degree from Florida State University, served as a family medicine resident at MacNeal Hospital in Berwyn and completed a sports medicine fellowship at O'Connor Hospital in California.

Dr. Bass is a member of the American Medical Society for Sports Medicine and has presented research on lower extremity injuries in runners. She gives lectures on primary care sports injuries along with non-operative treatments for athletes.

Dr. Bass has served as team physician for the Women's Professional Soccer League and the U.S. Olympic Weightlifting Team at the World's Championship in Turkey. She is the team physician for St. Rita High School, St. Ignatius College Prep, and Chicago State and Robert Morris universities. She evaluates sports injuries and works with children and adults to help them return to their sport non-operatively.

DR. SUZANNA PHAM

Dr. Suzanne Pham completed her training at Rush University Medical Center in both Internal Medicine and Pediatrics and is Board Certified in both specialties. She completed her medical training at the University of Oklahoma College of Medicine and her undergraduate degree from the University of Oklahoma.

Dr. Pham's practice encompasses all areas of internal medicine and pediatrics (ages 2 and older), with a special focus on care of the entire family, women's health, and adolescent medicine. She firmly believes in preventive medicine and strives to provide her patients with the most up to date information to maintain their health.

Dr. Pham dedicates much of her free time towards working at homeless shelters and promoting issues such as breast cancer awareness through organizations like the Susan G. Komen Foundation.

DR. BRUCE A. ROSENZWEIG

Bruce A. Rosenzweig is Associate Chief of Gynecology at Weiss Memorial Hospital and Assistant Professor of Obstetrics/Gynecology at Rush Medical College. He is board certified in obstetrics and gynecology, and completed subspecialty fellowships in urogynecology and female pelvic medicine and reconstructive surgery.

With more than two decades of gynecology and urogynecology experience in the Chicago area, Dr. Rosenzweig has published dozens of articles in peer-reviewed journals, authored chapters in several medical textbooks, and given nearly 150 lectures and presentations in the United States and abroad.

In addition, he holds patents on medical inventions, has conducted clinical trials under grants and for major pharmaceutical corporations, and served on numerous medical advisory and journal editorial boards.

2014

CHICAGO SKY PLAYOFF MEDIA GUIDE



CHICAGO SKY THE TEAM

*GENNIFER BRANDON JESSICA BRELAND COURTNEY CLEMENTS ELENA DELLE DONNE
JAMIERRA FAULKNER SYLVIA FOWLES MARKEISHA GATLING SASHA GOODLETT
EPIPHANNY PRINCE ALLIE QUIGLEY COURTNEY VANDERSLOOT TAMERA YOUNG*



GENNIFER BRANDON

#25



WNBA CAREER

2014: Played a season high 28 minutes against San Antonio 8/17...Recorded season-high 6 points against San Antonio 8/17...Recorded season-high in rebounds (10) on 8/17

COLLEGE

Attended University of California, Berkley...Wade Trophy and Naismith Trophy preseason watch list selection... One of four players in program history to reach the 1,000-point and 1,000-rebound mark... California's all-time leading rebounder...Averaged 8.3 points and 8.3 rebounds per game as a senior.

PERSONAL

Born November 23, 1990 in Lynwood, California...2009 McDonald's All-American...Her birth father, Gregory Brandon, was drafted by the Seattle SuperSonics in 1984 out of Creighton University...Older sister, Kimberly, plays basketball at Arizona State...Also played two years of volleyball in high school, being named first team All-City and was the No. 1 hitter in Los Angeles...Wants to become either a police officer or a crime scene investigator...American Studies major.

POSITION _____ F
HEIGHT _____ 6'2"
WEIGHT _____ 164
WNBA YEARS _____ R
COLLEGE _____ California
BIRTHDATE _____ November 23, 1990
BIRTHPLACE _____ Lynwood, CA
ACQUIRED _____ Selected by the Sky 22nd overall in the 2014 WNBA Draft

CAREER HIGHS

- Points 6 vs. SAN 8/17/14
- Field Goals Made 2 (two times)
- Free Throws Made 4 vs. SAN 8/17/14
- Total rebounds 10 vs. SAN 8/17/14
- Assists 2 vs. SAN 8/17/14
- Steals 1 (two times)
- Blocks 2 (two times)
- Minutes 28 vs. SAN 8/17/14

SEASON	TEAM	G	GS	MPG	FG%	3P%	FT%	OFF	DEF	RPG	APG	SPG	BPG	TO	PF	PPG
2014	CHI	16	2	7.6	0.333	0.000	0.462	0.7	1.9	2.6	0.2	0.2	0.4	0.63	0.38	1.8
Career		16	2	7.6	0.333	0.000	0.462	0.7	1.9	2.6	0.2	0.2	0.4	0.63	0.38	1.8



GAME-BY-GAME STATISTICS

Date	Games	Min	FGM-FGA	3PM-3PA	FTM-FTA	REB	AST	STL	BLK	PTS
5/16	vs. IND	2	0-1	0-0	0-0	0	0	0	0	0
5/17	@ NY	3	1-2	0-0	0-0	1	0	0	0	2
5/21	vs. CON	1	0-0	0-0	0-0	0	0	0	0	0
5/24	vs. ATL	3	0-0	0-0	0-0	1	0	0	0	0
5/26	vs. MIN	-	-	-	-	-	-	-	-	-
5/30	vs. CON	9	1-3	0-0	1-2	6	0	1	0	3
6/6	vs. LA	3	0-0	0-0	0-0	0	0	0	0	0
6/7	@ ATL	12	0-1	0-0	0-2	6	0	0	2	0
6/10	vs. SEA	18	2-5	0-0	0-0	3	0	0	0	4
6/13	@ WAS	20	1-5	0-0	1-2	6	0	0	2	3
6/18	vs. NY	2	0-0	0-0	0-0	1	0	0	0	0
6/20	vs. IND	-	-	-	-	-	-	-	-	-
6/22	vs. TUL	-	-	-	-	-	-	-	-	-
6/25	vs. CON	-	-	-	-	-	-	-	-	-
6/27	@ NY	-	-	-	-	-	-	-	-	-
7/1	@ LAS	-	-	-	-	-	-	-	-	-
7/2	@ PHX	-	-	-	-	-	-	-	-	-
7/5	@ SEA	-	-	-	-	-	-	-	-	-
7/9	vs. WAS	-	-	-	-	-	-	-	-	-
7/11	vs. PHX	-	-	-	-	-	-	-	-	-
7/13	@ ATL	-	-	-	-	-	-	-	-	-
7/17	@ IND	10	2-3	0-0	0-0	5	0	0	1	4
7/22	vs. IND	-	-	-	-	-	-	-	-	-
7/25	@ ATL	-	-	-	-	-	-	-	-	-
7/27	@ TUL	5	1-1	0-0	0-0	1	0	0	0	2
7/29	@ SAN	6	1-4	0-0	0-0	1	0	0	1	2
7/31	vs. NY	-	-	-	-	-	-	-	-	-
8/3	vs. WAS	1	1-1	0-0	0-0	0	0	0	0	2
8/5	@ CON	1	0-0	0-0	0-0	0	0	0	0	0
8/7	@ MIN	-	-	-	-	-	-	-	-	-
8/10	vs. ATL	-	-	-	-	-	-	-	-	-
8/13	@ WAS	-	-	-	-	-	-	-	-	-
8/16	@ IND	-	-	-	-	-	-	-	-	-
8/17	vs. SAN	28	1-7	0-0	4-7	10	2	1	1	6



JESSICA BRELAND

#51



POSITION _____ Forward
HEIGHT _____ 6'3"
WEIGHT _____ 170
WNBA YEARS _____ 2
COLLEGE _____ North Carolina
BIRTHDATE _____ February 23, 1988
BIRTHPLACE _____ Miami, FL
ACQUIRED _____ Signed contract as free agent

CAREER HIGHS

- Points 26 vs. TUL 6/22/14
- Field Goals Made 12 vs. TUL 6/22/14
- Free Throws Made 5 vs. IND 5/16/14
- Total rebounds 15 (two times)
- Assists 6 vs. CON 5/30/14
- Steals 3 vs. IND 5/16/14
- Blocks 7 vs. TUL 6/22/14
- Minutes 37 @ ATL 7/13/14

WNBA CAREER

2014: recorded four double-doubles in first six games of 2014... Had 13 points and 9 rebounds in 34 minutes versus the Indiana Fever ... Recorded a career high in rebounds with 15 versus the Connecticut Sun on May 21st ... Registered a new career high in points (18) versus the Connecticut Sun on May 30th ... scored 15 points and grabbed 8 rebounds in a 79-75 victory at Atlanta on 7/25
2013: Played in 30 games with the Indiana Fever, averaging 5.3 ppg and 4 rpg...In her best game of the season, she recorded 17 points and seven rebounds against Connecticut, 8/1...Recorded a double-double with 10 points and 10 rebounds vs. Seattle, 6/30...
2012: Waived in training camp by the Washington Mystics.
2011: Originally drafted by Minnesota, she was part of a draft-day trade sending her to New York Liberty...Appeared in nine games for New York, scoring six points twice for the Liberty...Had a career-high three made field goals at Chicago, 6/17...Was signed and played sparingly for Connecticut, appearing in just four games for a total of six minutes.

INTERNATIONAL

2013-14: Played in 18 games with Bnot Hertzeliya in Israel...Averaged 21.9 points and 10.9 rebounds.
 2012-13: Played in six games with Besiktas in Istanbul, Turkey, before completing the winter season in Israel...With Ramat Hasharon Electra, she averaged 11.5 points and 6.4 rebounds through 11 games.
 2011-12: Averaged 12.9 points and 7.9 rebounds through 15 games with Ramat Hasharon Electra in Israel.

COLLEGE

Played in 140 games for North Carolina, averaging 10.8 points and 6.7 rebounds during her career with the Tar Heels...As a senior, she was a Lowe's Senior CLASS Award candidate...Averaged 12.4 points and 7.1 rebounds...Named to the 2010-11 ACC All-Tournament Team and was an All-ACC honorable mention selection...Earned the Bob Bradley Spirit and Courage Award.

PERSONAL

Daughter of Jean and Charles Breland...Has three older siblings: Arneice, Christina and Stephanie... Attended Bertie High School where she was an All-America selection by McDonald's, the WBCA and Parade Magazine as a senior...Was the Gatorade Player of the Year in North Carolina as a senior... Also participated in volleyball and track & field...As a sprinter in track, she was a USA U18 Women's National Team Trials Invitee.

SEASON	TEAM	G	GS	MPG	FG%	3P%	FT%	OFF	DEF	RPG	APG	SPG	BPG	TO	PF	PPG
2014	CHI	32	32	26.32	0.461	0.000	0.759	2.0	4.9	6.8	1.9	0.9	1.8	2.19	2.81	9.7
Career		75	34	18.2	0.450	0.000	0.759	1.5	3.2	4.7	1.1	0.6	1.3	1.43	1.83	6.5



GAME-BY-GAME STATISTICS

Date	Games	Min	FGM-FGA	3PM-3PA	FTM-FTA	REB	AST	STL	BLK	PTS
5/16	vs. IND	34	4-8	0-0	5-6	9	2	3	6	13
5/17	@ NY	31	6-12	0-1	1-2	11	4	0	0	13
5/21	vs. CON	30	7-10	0-0	0-0	15	2	1	2	14
5/24	vs. ATL	27	2-8	0-0	1-4	7	0	2	2	5
5/26	vs. MIN	35	6-12	0-0	4-5	15	1	0	0	16
5/30	vs. CON	27	8-11	0-0	2-4	10	6	2	5	18
6/6	vs. LA	20	2-8	0-0	2-2	1	2	1	0	6
6/7	@ ATL	19	4-7	0-0	2-2	4	0	0	2	10
6/10	vs. SEA	-	-	-	-	-	-	-	-	-
6/13	@ WAS	-	-	-	-	-	-	-	-	-
6/18	vs. NY	31	10-21	0-0	2-2	4	5	1	2	22
6/20	vs. IND	33	8-16	0-1	0-1	6	1	1	2	16
6/22	vs. TUL	35	12-16	0-0	2-2	10	5	1	7	26
6/25	vs. CON	30	4-8	0-0	0-0	5	0	3	1	8
6/27	@ NY	20	2-7	0-0	0-0	3	1	1	0	4
7/1	@ LAS	29	4-8	0-0	2-2	11	4	1	1	10
7/2	@ PHX	19	3-9	0-0	0-0	6	0	0	0	6
7/5	@ SEA	34	9-16	0-0	0-0	4	1	1	1	20
7/9	vs. WAS	24	5-11	0-0	0-0	2	0	0	0	10
7/11	vs. PHX	26	1-3	0-0	1-2	8	2	1	2	3
7/13	@ ATL	37	2-12	0-0	0-0	11	3	1	1	4
7/17	@ IND	26	2-7	0-0	4-4	7	3	2	2	8
7/22	vs. IND	34	3-9	0-0	2-2	8	2	2	1	8
7/25	@ ATL	30	6-10	0-0	3-4	8	2	0	0	15
7/27	@ TUL	35	6-12	0-0	0-0	9	0	0	4	12
7/29	@ SAN	26	3-4	0-0	0-0	3	4	0	3	6
7/31	vs. NY	22	2-7	0-0	0-0	5	1	0	2	4
8/3	vs. WAS	23	1-6	0-0	6-6	3	0	1	4	8
8/5	@ CON	20	1-6	0-0	0-0	5	2	0	2	2
8/7	@ MIN	26	6-10	0-1	0-0	9	1	2	0	12
8/10	vs. ATL	22	2-6	0-0	0-0	6	4	1	2	4
8/13	@ WAS	13	1-3	0-0	0-0	3	1	0	0	2
8/16	@ IND	26	2-7	0-0	0-0	4	2	1	2	4
8/17	vs. SAN	6	1-3	0-0	0-0	2	0	0	2	2



COURTNEY CLEMENTS

#0



WNBA CAREER

2014: x Had 10 points in 18 minutes versus Atlanta on 5/24...set new career high in points (17), minutes played (38) and field goals made (8) against San Antonio on 8/17...tied career-high in rebounds with 6 twice in 2014 (5/24 vs. Atlanta, 8/13 @ Washington)

2013: The Sky acquired Clements in a trade with Atlanta on May 7, 2014. In 2013, her first WNBA season, Clements played in 26 regular season games and four playoff games for the Dream, averaging 2.2 points and 0.9 rebounds per game. On July 14, in a game against Seattle, the 6-foot guard delivered a career-high 12 points.

COLLEGE

The 2012 Mountain West Player of the Year averaged a team-high 17.9 points per game as a senior at San Diego State University. She finished her SDSU career with the fifth most points scored in Aztec history, delivering 1,495 points in just three seasons. Clements started her collegiate career at the University of Arizona where she averaged 10.2 points per game and was named to the Pac-10 All-Freshman team before transferring schools.

PERSONAL

Full name is Regina Courtney Clements ... Daughter of MarJean Clements and Reginald Fields ... Social Science major at San Diego State.

POSITION _____ G
HEIGHT _____ 6'0"
WEIGHT _____ 157
WNBA YEARS _____ 1
COLLEGE _____ San Diego State
BIRTHDATE _____ November 11, 1989
BIRTHPLACE _____ Long Beach, CA
ACQUIRED _____ 2014 trade with Atlanta

CAREER HIGHS

- Points 17 vs. SAN 8/17/14
- Field Goals Made 8 vs. SAN 8/17/14
- Free Throws Made 3 @ SEA 7/5/14
- Total rebounds 6 vs. ATL 5/24/14
- Assists 3 (two times)
- Steals 2 vs. ATL 5/24/14
- Blocks 1 (multiple)
- Minutes 38 vs. SAN 8/17/14

SEASON	TEAM	G	GS	MPG	FG%	3P%	FT%	OFF	DEF	RPG	APG	SPG	BPG	TO	PF	PPG
2014	CHI	32	32	26.32	0.461	0.000	0.759	2.0	4.9	6.8	1.9	0.9	1.8	2.19	2.81	9.7
Career		75	34	18.2	0.450	0.000	0.759	1.5	3.2	4.7	1.1	0.6	1.3	1.43	1.83	6.5



GAME-BY-GAME STATISTICS

Date	Games	Min	FGM-FGA	3PM-3PA	FTM-FTA	REB	AST	STL	BLK	PTS
5/16	vs. IND	0:14	0-0	0-0	0-0	0	0	0	0	0
5/17	@ NY	6	1-2	0-1	1-1	1	0	0	0	3
5/21	vs. CON	10	0-2	0-1	0-0	2	0	1	1	0
5/24	vs. ATL	18	3-6	2-3	2-2	6	1	2	0	10
5/26	vs. MIN	14	2-4	0-0	0-0	3	0	0	0	4
5/30	vs. CON	14	3-5	0-0	1-2	4	0	0	0	7
6/6	vs. LA	12	1-2	0-0	0-0	3	2	1	0	2
6/7	@ ATL	15	1-4	0-2	0-0	2	1	1	1	2
6/10	vs. SEA	11	1-2	0-0	0-0	1	0	0	0	2
6/13	@ WAS	12	1-4	0-1	1-2	3	0	0	0	2
6/18	vs. NY	9	0-2	0-0	0-0	1	0	0	0	0
6/20	vs. IND	7	0-2	0-2	0-0	0	0	0	0	0
6/22	vs. TUL	12	0-3	0-0	0-0	1	2	0	0	0
6/25	vs. CON	3	0-0	0-0	0-0	0	0	0	0	0
6/27	@ NY	4	1-1	0-0	0-0	0	0	0	0	2
7/1	@ LAS	10	2-3	0-1	0-0	2	0	0	0	4
7/2	@ PHX	25	2-9	0-2	0-0	4	1	2	0	4
7/5	@ SEA	8	1-3	0-1	3-3	1	0	1	0	5
7/9	vs. WAS	7	0-3	0-1	0-0	1	0	0	0	0
7/11	vs. PHX	8	0-0	0-0	0-0	2	0	0	0	0
7/13	@ ATL	16	1-4	0-0	2-2	3	3	1	0	4
7/17	@ IND	14	0-2	0-1	2-2	0	1	1	0	2
7/22	vs. IND	3	0-1	0-1	0-0	0	0	0	0	0
7/25	@ ATL	11	2-4	0-0	0-0	1	1	0	0	4
7/27	@ TUL	12	1-2	0-1	0-0	1	1	0	0	2
7/29	@ SAN	11	1-3	0-0	0-0	2	0	1	0	2
7/31	vs. NY	8	1-2	0-0	0-0	1	0	0	0	2
8/3	vs. WAS	7	0-2	0-1	0-0	2	2	0	0	0
8/5	@ CON	25	2-6	0-0	2-2	3	2	0	0	6
8/7	@ MIN	4	0-1	0-1	0-0	1	0	0	0	0
8/10	vs. ATL	6	0-1	0-0	0-0	0	0	0	0	0
8/13	@ WAS	13	1-3	0-0	0-0	6	2	0	0	2
8/16	@ IND	-	-	-	-	-	-	-	-	-
8/17	vs. SAN	38	8-11	1-2	0-0	1	3	1	0	17



ELENA DELLE DONNE

#11



POSITION _____ G/F
HEIGHT _____ 6'5"
WEIGHT _____ 188
WNBA YEARS _____ 1
COLLEGE _____ Delaware
BIRTHDATE _____ September 5, 1989
BIRTHPLACE _____ Wilmington, DE
ACQUIRED _____ Selected by the Sky second overall in the 2013 WNBA Draft

CAREER HIGHS

- Points 33 vs. LA 6/6/14
- Field Goals Made 10 vs. NY 6/26/13
- Free Throws Made 3 @ SEA 7/5/14
- Total rebounds 14 vs. LA 6/6/14
- Assists 6 vs. NY 6/26/13
- Steals 2 (three times)
- Blocks 4 (multiple)
- Minutes 41 vs. MIN 8/11/13

WNBA CAREER

2014: x Finished 2nd in WNBA in FT percentage at .933(minimum two free throws attempted per game) ... WNBA's Eastern Conference Player of the Week for May 16 through May 25 ... Recorded 23 points in an Opening Night victory versus the Indiana Fever ... Contributed 16 first half points against the New York Liberty ... Paced the Sky with 21 points against in a win against the Connecticut Sun ... Secured her fourth-straight 20+-point performance with 27 versus the Atlanta Dream....set a career high in points with 33 against Los Angeles on June 6th ...set WNBA record for most free throws made without a miss in a single game on June 6th with 16.
2013: Named 2013 Rookie of the Year...Started in 31 games...Had the best debut for a Sky rookie in franchise history recording 22 points, putting her third in WNBA history...July 1, Delle Donne was named WNBA Rookie of the Month four times in June, July, September, August... She was named WNBA Eastern Conference Player of the Week for June 24-June 30 and July 1-July 7...July 18,2013 Delle Donne won the All-Star vote becoming the first rookie to do so in WNBA history...On August 6, Delle Donne set a franchise record with 97 free throws made as a rookie...She set a franchise record with 39 blocks as a rookie...Delle Donne has scored 20+ points 13 times this season, this ties her for 6th all-time WNBA rookies...Finished the season with the 2nd highest free throw percentage for a player with 169 attempts in a season.

COLLEGE

Attended University of Delaware...Consensus First Team All-American and National Player of the Year candidate in her junior and senior seasons...First UD player to be named an All-American...2013 recipient of Senior CLASS Award and Honda Award...Four time All-CAA First Team selection...Three time CAA Player of the Year...UD's all-time leading scorer for men's and women's basketball...Also school leader in field goals made, three point field goal percentage, and blocks...Averaged 26 points (2nd in nation) and 8.5 rebounds per game as a senior...Led the nation in scoring with 28.1 points per game as a junior...Scored 54 points against James Madison on February 18, 2010 the highest point total of anyone in women's college basketball that season...In 2013 NCAA tournament she became ninth player in women's NCAA history to score over 3,000 career points...Second fastest to reach 1,000 points in NCAA history (38 games)...3,039 career points are fifth most in women's NCAA history.

PERSONAL

Born September 5, 1989 in Wilmington, Delaware... Daughter of Ernest and Joan Delle Donne... Has an older brother and sister...Played volleyball her freshman season at Delaware...Early childhood education major with a focus in special education...Attended high school at Ursuline Academy where she was three-time Gatorade Player of Year in state of Delaware

SEASON	TEAM	G	GS	MPG	FG%	3P%	FT%	OFF	DEF	RPG	APG	SPG	BPG	TO	PF	PPG
2014	CHI	16	9	25.5	0.429	0.364	0.933	1.4	2.6	4.0	1.1	0.6	1.5	0.75	1.38	17.9
Career		46	39	29.3	0.427	0.411	0.931	1.4	2.6	5.0	1.5	0.6	1.7	1.11	1.50	18.0



GAME-BY-GAME STATISTICS

Date	Games	Min	FGM-FGA	3PM-3PA	FTM-FTA	REB	AST	STL	BLK	PTS
5/16	vs. IND	38	6-17	1-4	10-11	5	3	0	1	23
5/17	@ NY	38	8-20	1-4	6-6	5	2	2	2	23
5/21	vs. CON	38	8-18	0-2	5-6	4	2	0	4	21
5/24	vs. ATL	31	8-15	2-5	9-9	1	0	2	1	27
5/26	vs. MIN	36	7-19	2-6	0-0	6	2	1	2	16
5/30	vs. CON	30	9-20	2-4	8-8	2	3	0	2	28
6/6	vs. LA	30	8-16	1-3	16-16	14	1	1	1	33
6/7	@ ATL	25	3-10	1-2	0-0	3	1	0	1	7
6/10	vs. SEA	-	-	-	-	-	-	-	-	-
6/13	@ WAS	-	-	-	-	-	-	-	-	-
6/18	vs. NY	-	-	-	-	-	-	-	-	-
6/20	vs. IND	-	-	-	-	-	-	-	-	-
6/22	vs. TUL	-	-	-	-	-	-	-	-	-
6/25	vs. CON	17	3-11	0-2	7-7	4	0	1	0	13
6/27	@ NY	-	-	-	-	-	-	-	-	-
7/1	@ LAS	-	-	-	-	-	-	-	-	-
7/2	@ PHX	-	-	-	-	-	-	-	-	-
7/5	@ SEA	-	-	-	-	-	-	-	-	-
7/9	vs. WAS	-	-	-	-	-	-	-	-	-
7/11	vs. PHX	-	-	-	-	-	-	-	-	-
7/13	@ ATL	-	-	-	-	-	-	-	-	-
7/17	@ IND	-	-	-	-	-	-	-	-	-
7/22	vs. IND	-	-	-	-	-	-	-	-	-
7/25	@ ATL	-	-	-	-	-	-	-	-	-
7/27	@ TUL	-	-	-	-	-	-	-	-	-
7/29	@ SAN	-	-	-	-	-	-	-	-	-
7/31	vs. NY	11	3-8	1-1	3-3	1	0	0	1	10
8/3	vs. WAS	16	7-12	3-4	3-3	3	0	1	1	20
8/5	@ CON	21	4-7	1-2	6-7	4	0	0	1	15
8/7	@ MIN	16	1-7	0-3	0-0	1	0	0	0	2
8/10	vs. ATL	21	4-9	2-5	5-5	2	0	0	3	15
8/13	@ WAS	23	7-9	1-2	3-3	2	2	0	0	18
8/16	@ IND	22	5-14	2-6	2-4	7	2	1	3	14
8/17	vs. SAN	-	-	-	-	-	-	-	-	-



JAMIERRA FAULKNER

#11



WNBA CAREER

2014: Ranks #17 in the WNBA in Assists Per Game (3.6)...Recorded season-high 27 points against Los Angeles 7/1...Played 38 minutes two times in her rookie season...Has played in every regular season game thus far...Ranks #20 in the WNBA in Field-Goal Attempts Per 40 Minutes (15.3)...Ranks #5 in the WNBA in Assists Per 40 Minutes (7.0)

COLLEGE

Conference USA All-Conference First Team and All-Defensive Team selection...Became the first Southern Miss player to receive the C Spire Gillom Trophy...Southern Miss all-time career steals and assists leader... Finished her career with 2056 points...Averaged 17.7 points, 8.6 assists, and 3.7 rebounds per game as a senior...Set a Southern Miss single-game record and top single-game performance in the nation with 17 assists.

PERSONAL

Niece of Tanya Daffin and Luke McCray...Attended high school at Trinity Christian Academy where she was named Palm Beach Post first team all-county for four-straight years ...A sport management major.

POSITION _____ G
HEIGHT _____ 5'6"
WEIGHT _____ 141
WNBA YEARS _____ R
COLLEGE _____ Southern Mississippi
BIRTHDATE _____ March 9, 1992
BIRTHPLACE _____ West Palm Beach, FL
ACQUIRED _____ Selected by the Sky 34th overall in the 2014 WNBA Draft

CAREER HIGHS

- Points 27 @ LA 7/1/14
- Field Goals Made 9 @ LA 7/1/14
- Free Throws Made 8 @ LA 7/1/14
- Total rebounds 6 vs. WAS 8/3/14
- Assists 8 (twice)
- Steals 3 (twice)
- Blocks 2 vs. IND 6/20/14
- Minutes 38 (twice)

SEASON	TEAM	G	GS	MPG	FG%	3P%	FT%	OFF	DEF	RPG	APG	SPG	BPG	TO	PF	PPG
2014	CHI	34	18	20.4	0.362	0.265	0.838	0.3	1.6	2.0	3.5	1.0	0.2	2.38	1.94	7.9
Career		34	18	20.4	0.362	0.265	0.838	0.3	1.6	2.0	3.5	1.0	0.2	2.38	1.94	7.9



GAME-BY-GAME STATISTICS

Date	Games	Min	FGM-FGA	3PM-3PA	FTM-FTA	REB	AST	STL	BLK	PTS
5/16	vs. IND	10	3-4	0-0	1-1	1	0	1	0	7
5/17	@ NY	8	0-0	0-0	0-0	2	2	0	0	0
5/21	vs. CON	5	0-2	0-0	0-0	1	1	0	0	0
5/24	vs. ATL	8	0-2	0-0	2-2	2	3	0	0	2
5/26	vs. MIN	16	3-7	1-4	0-0	3	5	0	0	7
5/30	vs. CON	14	2-5	0-1	2-2	1	4	1	0	6
5/6	vs. LA	13	6-10	1-2	0-0	1	4	1	1	13
5/7	@ ATL	17	4-10	0-2	1-1	2	2	1	0	9
5/10	vs. SEA	26	3-11	0-2	3-4	3	5	1	0	9
5/13	@ WAS	12	2-9	0-2	1-2	3	2	1	1	5
5/18	vs. NY	9	1-2	0-1	2-2	0	0	0	0	4
5/20	vs. IND	18	4-7	1-2	2-4	1	5	1	2	11
5/22	vs. TUL	22	5-16	0-2	1-3	0	3	1	0	11
5/25	vs. CON	11	5-9	0-0	0-0	2	1	1	0	10
5/27	@ NY	8	1-2	0-0	0-0	1	0	0	0	2
7/1	@ LAS	29	9-11	1-2	8-9	3	2	1	0	27
7/2	@ PHX	30	4-16	1-4	2-2	2	4	1	0	11
7/5	@ SEA	32	2-9	1-3	4-6	4	5	0	0	9
7/9	vs. WAS	38	4-15	0-2	5-5	1	6	1	0	13
7/11	vs. PHX	35	6-14	1-2	0-0	3	8	3	0	14
7/13	@ ATL	35	1-8	0-1	3-3	3	8	2	0	5
7/17	@ IND	27	2-13	1-3	2-2	1	2	0	1	7
7/22	vs. IND	38	0-10	0-1	5-6	2	6	3	0	5
7/25	@ ATL	8	1-1	0-0	0-0	0	1	1	0	2
7/27	@ TUL	27	2-8	0-0	4-4	3	3	2	0	8
7/29	@ SAN	29	7-12	1-1	4-5	4	4	3	1	19
7/31	vs. NY	24	4-8	1-2	5-6	5	7	1	0	14
3/3	vs. WAS	29	4-12	1-2	1-1	6	5	1	0	10
3/5	@ CON	21	2-3	0-1	2-2	1	2	0	0	6
3/7	@ MIN	19	0-4	0-0	0-0	3	6	1	1	0
3/10	vs. ATL	31	5-11	2-4	2-2	0	6	3	0	14
3/13	@ WAS	16	1-4	0-0	0-0	1	3	0	0	2
3/16	@ IND	10	1-3	0-1	0-0	3	3	1	0	2
3/17	vs. SAN	19	2-7	0-2	0-0	0	1	1	0	4



SYLVIA FOWLES

#34



POSITION _____ Center
HEIGHT _____ 6'6"
WEIGHT _____ 200
WNBA YEARS _____ 6
COLLEGE _____ LSU
BIRTHDATE _____ October 6, 1985
BIRTHPLACE _____ Miami, FL
ACQUIRED _____ Selected by the Sky second overall in the 2008 WNBA Draft

CAREER HIGHS

- Points 35 @ PHX 8/1/10
- Field Goals Made 14 @ PHX 8/1/10
- Free Throws Made 14 vs. WAS 7/5/11
- Total rebounds 22 vs. CON 5/31/13
- Assists 5 @ SEA 7/30/10
- Steals 5 (multiple)
- Blocks 8 @ ATL 7/16/11
- Minutes 46 vs. CON 6/23/11

WNBA CAREER

2014: Missed first 13 games due to offseason hip surgery...recorded 17 points, 9 rebounds and 5 blocks in first game back at Connecticut on 6/25...recorded seven straight double-doubles from 7/5-7/25...scored 21 points and grabbed 18 rebounds at Washington on 8/13...blocked 5 shots in a game three times in 2014...recorded 10 double-doubles in 20 games this season...set new career-high in FT% at .783...set new career-high in steals with 5 at Atlanta on 7/25

2013: Named Defensive Player of the Year...Peak Performer: Rebounds...Fowles started 32 games...Fowles became the first WNBA Player to achieve two 20-20 game in a season Sky home opener against Connecticut on May 31...Fowles tied the WNBA record for the most offensive rebounds in half with 10...The highest point total in a Sky home opener with 24...Leads the WNBA with an average of 11.74 rebounds per game... A career high of 22 rebounds in a game which set the Sky's franchise record...Holds the Sky's first 20 point, 20 rebound performance...Fowles was named WNBA Eastern Conference Player of the Week for July 8-July 14 and August 12-18 ...Became the all-time leader in games played in a Sky uniform with her 166th game...On August 2 vs. Washington Mystics scored a season high 32 points...4th place for all-time in WNBA regular season double-doubles...Tied her career high in steals with 4 on August 31 vs. Atlanta...She is also tied for 3rd in career games of 15+ rebounds... Named the WNBA Eastern Conference Player of the Month for September, August, and July

2012: Named All-WNBA Second Team...Started 25 games...Averaged 16.2 points per game and team high 10.4 rebounds...10.4 rebounds per game were second best in WNBA...Started season with 8 straight double doubles tying WNBA record she set in 2011...Performance earned her Eastern Conference Player of the Month honors in May...Tied career high 21 rebounds on June 8 vs Tulsa... Pulled down 19 rebounds at Atlanta on June 2...Pulled down 287th offensive rebound at New York on June 10 to become Sky's all time leader in offensive rebounds...Recorded 460th made free throw on August 17 vs Atlanta to become Sky's all time leader in free throws made...Made 809th career field goal on August 21 vs New York to become Sky's all time leader in field goals made...Scored 2,101st point of career on August 22 at Atlanta to become Sky's all time leading scorer...Led the WNBA with a .638 field goal percentage...Missed nine games due to lower leg injury in late August.

2011: Named 2011 WNBA Defensive Player of the Year ... Named to the Eastern Conference All-Star Team as a reserve player and played 16 minutes, shot 3-4 from the field, for six points and grabbed six rebounds. ... Broke her own Chicago Sky record for points in a season with 680, previous mark 606 ... Started all 34 games and averaged 20.0 points and 10.2 rebounds per game (only second player in WNBA history to average 20 points and 10 rebounds) ... Named Player of the Week three times in 2011 (July 11-17, August 8-14, August 22-28) ... Sylvia recorded her 1,000th career rebound vs. Seattle on the final game of the season on September 11th becoming the Sky's all-time leading rebounder ... Recorded a Chicago Sky record of 22 double-doubles in a season, with a streak WNBA record of 8 double-double games in a row ... Fowles' 68 consecutive games scoring in double figures is the longest active streak in the WNBA and 4th longest in league history.

2010: Fowles started a career-high 34 games in her third WNBA season ... She averaged 17.8 points, 2.6 blocks, 9.9 rebounds and 1.5 assists in 32 minutes per game, all career-highs ... Sylvia ranked third in the league with a .582 FG% ... Fowles blocked a league and team best 88 shots, the 9th best single season total in WNBA history ... Sylvia also set single season Sky records with 338 rebounds, 264 defensive rebounds and 606 points ... Fowles reached 159 career blocks, the Sky franchise record ... She scored a career-high 35 points at Phoenix on August 1 ... She grabbed 21 rebounds

SEASON	TEAM	G	GS	MPG	FG%	3P%	FT%	OFF	DEF	RPG	APG	SPG	BPG	TO	PF	PPG
2014	CHI	20	18	29.8	0.546	0.000	0.783	2.3	7.9	10.2	0.6	1.4	2.0	2.85	3.30	13.4
Career		186	177	30.9	0.585	1.000	0.719	2.7	7.1	9.8	0.8	1.1	2.0	2.52	2.42	15.7



SYLVIA FOWLES

#34

against the Liberty on July 11, a single game career best and franchise record ... Over a 10-game span ranging from June 27 to July 24 Fowles recorded nine double-doubles ... Fowles scored in double figures in all 34 Sky games ... Fowles was an All-Star selection for the second consecutive season and was named MVP of the Stars at the Sun All-Star Game ... Named a member of the First Team All-WNBA and WNBA All-Defensive First Team.

2009: Fowles started 20 of the 24 games played ... Missed 10 games with ankle and shoulder injuries ... Averaged 11.3 points, 7.8 rebounds and 1.4 blocks per game ... Shot .599 percent from the field ... Scored a season-high 22 points in an 88-77 win at New York ... Recorded a career-best 18 rebounds in a 64-58 loss at Detroit on August 9 ... Blocked four shots in a game four different times ... Started in the WNBA All-Star Game ... Dunked with time winding down in the All-Star game.

2008: Selected second overall in the 2008 WNBA Draft... Averaged 10.5 points, 7.5 rebounds and 2.1 blocks per game... Slowed by an early season injury that kept her sidelined for 17 games, her return to play came on July 22 against the Indiana Fever... Fowles totaled 178 points and had 36 blocks in 17 games played, starting in 14... Ranked third in the league in blocks per game (2.12)... Ranked fifth in the league in double-doubles (6)... Selected to the WNBA All-Rookies team... On August 29 at Washington, Fowles had a season-high 20 points with 11 rebounds and five blocks in the win against the Mystics.

INTERNATIONAL

In the 2013/2014 offseason she played for the Shanghai Octopus. She played for Galatasaray edical Park in Turkey for the 2010-2013 off season.

COLLEGE

During her four years at LSU, Fowles helped lead the Lady Tigers to a 125-21 record, three Southeastern Conference regular season titles (twice with perfect league records), and four NCAA Final Four appearances... Named the 2008 WBCA National Defensive Player of the Year ... First-team AP, State Farm and ESPN.com All-American selection ... Finalist for the John R. Wooden Award and the State Farm Wade Trophy for the third consecutive year... One of four finalists for the Naismith Trophy and finalist for the Lowes' Senior CLASS Award ... Named the 2008 SEC Player of the Year, SEC Defensive Player of the Year and unanimous first-team All-SEC (for the third year in a row) ... Became the SEC's all-time rebounding leader on March 24 ... Collected a school and SEC record 86 double-doubles ... Became the fifth player in school history to reach the 2,000 point milestone and finished fifth on the career scoring list with 2,234 points ... Owns the school records for career rebounds with 1,570, career blocked shots with 321, career free throws made with 494 and career free throws attempted with 822 ... Scored in double figures in 124 of her 144 career games and grabbed at least 10 rebounds in 90 games ... Became the first player in SEC history to record a double-double in every conference game as a junior... Missed two games after knee surgery on Dec. 2, 2007.

USA BASKETBALL

Won an Olympic Gold Medal as a member of the USA Women's Senior National Team in London... Fowles was a member of the Gold winning USA team in 2010 FIBA World Championship for women where she averaged 8.9 points and 4.3 rebounds per game... Won a gold medal as part of the 2008 U.S. Women's Olympic Basketball team during the Beijing Olympics where she averaged 13.4 points and 8.4 rebounds per game... Member of the Gold winning USA team in the 2008 FIBA Diamondball Tournament played in China where she averaged 9.7 points and 3.3 rebounds per game.... Member of the 2006 Team USA Championship team at the 2006 Opals World Challenge.... Won a Gold medal as part of the USA 2005 World University Games Team.

PERSONAL

Full name is Sylvia Shaqueria Fowles ... Nickname is "Big Syl" ... Mother is Arrittio Fowles ... Has three brothers: Walter, Morris and Jeremy, and one sister, Dorothy ... Enjoys drawing and sewing in her spare time. Plays the saxophone and is learning the guitar ... Was born and raised in Miami, FL... Originally dreamed of following in her mother's footsteps by running track before being introduced to basketball by her brothers... Did not play organized basketball until eighth grade... First high school player to dunk in a game, using two hands to dunk twice in a regional playoff game for Edison HS... Would like to work in a mortician's office as a mortuary beautician one day and would also like to design clothes for tall women... Loves gadgets and remote controlled helicopters.



GAME-BY-GAME STATISTICS

Date	Games	Min	FGM-FGA	3PM-3PA	FTM-FTA	REB	AST	STL	BLK	PTS
5/16	vs. IND	-	-	-	-	-	-	-	-	-
5/17	@ NY	-	-	-	-	-	-	-	-	-
5/21	vs. CON	-	-	-	-	-	-	-	-	-
5/24	vs. ATL	-	-	-	-	-	-	-	-	-
5/26	vs. MIN	-	-	-	-	-	-	-	-	-
5/30	vs. CON	-	-	-	-	-	-	-	-	-
6/6	vs. LA	-	-	-	-	-	-	-	-	-
6/7	@ ATL	-	-	-	-	-	-	-	-	-
6/10	vs. SEA	-	-	-	-	-	-	-	-	-
6/13	@ WAS	-	-	-	-	-	-	-	-	-
6/18	vs. NY	-	-	-	-	-	-	-	-	-
6/20	vs. IND	-	-	-	-	-	-	-	-	-
6/22	vs. TUL	-	-	-	-	-	-	-	-	-
6/25	vs. CON	32	7-9	0-0	3-4	9	0	2	5	17
6/27	@ NY	21	1-2	0-0	1-2	4	0	0	1	3
7/1	@ LAS	19	2-4	0-0	0-0	2	0	0	3	4
7/2	@ PHX	16	3-5	0-0	1-4	7	0	1	1	7
7/5	@ SEA	28	7-9	0-0	5-6	11	0	2	1	19
7/9	vs. WAS	35	5-9	0-0	9-11	17	1	2	5	19
7/11	vs. PHX	31	9-19	0-0	5-7	11	1	3	3	23
7/13	@ ATL	34	5-10	0-0	7-8	14	1	4	4	17
7/17	@ IND	30	5-7	0-0	5-7	11	0	1	1	15
7/22	vs. IND	32	10-12	0-0	1-1	10	0	2	5	21
7/25	@ ATL	33	4-6	0-0	4-4	12	1	5	2	12
7/27	@ TUL	27	4-7	0-0	0-0	9	3	1	1	8
7/29	@ SAN	33	4-7	0-0	6-6	5	0	0	0	14
7/31	vs. NY	36	7-12	0-0	2-2	14	3	1	1	16
8/3	vs. WAS	32	7-15	0-0	1-2	11	0	3	0	15
8/5	@ CON	24	4-9	0-0	4-4	12	0	0	1	12
8/7	@ MIN	28	3-10	0-0	2-2	6	0	1	3	8
8/10	vs. ATL	36	5-14	0-0	3-4	15	0	0	2	13
8/13	@ WAS	38	7-11	0-0	7-11	16	0	1	2	21
8/16	@ IND	31	2-8	0-0	0-0	7	1	2	0	4
8/17	vs. SAN	-	-	-	-	-	-	-	-	-



MARKEISHA GATLING

#9



WNBA CAREER

2014: Appeared in 14 minutes in her first WNBA game...scored 10 points to help the Sky defeat the Atlanta Dream on 5/24...recorded her first career double-double with 15 points and 10 rebounds against Seattle on 6/10...went 7-8 from the field for 14 points on 6/22 against Tulsa Shock.

COLLEGE

Attended North Carolina State University...Both Coaches and Blue Ribbon Panel All-ACC Team First Team...Associated Press All-America Honorable Mention...2014 Naismith Midseason Top 30 pick... WBCA Division I All-America Regional Nominee... NC State all-time career leader in terms of FG%... Finished 11th in scoring and 7th in offensive rebounds in ACC... Averaged 17.4 points and 7.2 rebounds per game as a senior...Scored a career-high 28 points in the ACC Tournament quarterfinal win over Syracuse.

PERSONAL

Daughter of Marvin and Cheryl Gatling...Majored in parks, recreation and tourism management.

POSITION _____ C
HEIGHT _____ 6'5"
WEIGHT _____ 240
WNBA YEARS _____ R
COLLEGE _____ NC State
BIRTHDATE _____ July 14, 1992
BIRTHPLACE _____ Raleigh, NC
ACQUIRED _____ Selected by the Sky 10th overall in the 2013 WNBA Draft

CAREER HIGHS

- Points 15 vs. SEA 6/10/14
- Field Goals Made 7 (twice)
- Free Throws Made 4 vs. NY 6/18/14
- Total rebounds 10 vs. SEA 6/10/14
- Assists 1 vs. IND 6/20/14
- Steals 1 vs. CON 5/30/14
- Blocks 2 (two times)
- Minutes 32 vs. TUL 6/22/14

SEASON	TEAM	G	GS	MPG	FG%	3P%	FT%	OFF	DEF	RPG	APG	SPG	BPG	TO	PF	PPG
2014	CHI	29	1	11.0	0.648	0.000	0.727	0.8	1.6	2.4	0.0	0.1	0.4	0.72	2.21	3.7
Career		29	1	11.0	0.648	0.000	0.727	0.8	1.6	2.4	0.0	0.1	0.4	0.72	2.21	3.7



GAME-BY-GAME STATISTICS

Date	Games	Min	FGM-FGA	3PM-3PA	FTM-FTA	REB	AST	STL	BLK	PTS
5/16	vs. IND	14	2-3	0-0	2-2	2	0	0	1	6
5/17	@ NY	13	2-2	0-0	0-0	3	0	0	1	4
5/21	vs. CON	10	2-2	0-0	0-0	2	0	0	0	4
5/24	vs. ATL	15	4-5	0-0	2-2	5	0	0	1	10
5/26	vs. MIN	10	0-0	0-0	0-0	1	0	0	2	0
5/30	vs. CON	18	3-5	0-0	1-2	4	0	1	1	7
6/6	vs. LA	17	2-5	0-0	0-0	2	0	0	0	4
6/7	@ ATL	12	0-2	0-0	0-0	6	0	1	0	0
6/10	vs. SEA	26	7-11	0-0	1-2	10	0	0	2	15
6/13	@ WAS	5	1-1	0-0	0-0	2	0	0	0	2
6/18	vs. NY	23	5-7	0-0	4-5	6	0	0	0	14
6/20	vs. IND	15	1-3	0-0	0-0	3	1	0	1	2
6/22	vs. TUL	32	7-8	0-0	0-0	3	0	0	1	14
6/25	vs. CON	1	0-0	0-0	0-0	0	0	0	0	0
6/27	@ NY	5	0-0	0-0	0-0	1	0	0	0	0
7/1	@ LAS	7	2-2	0-0	0-0	1	0	0	0	4
7/2	@ PHX	11	2-4	0-0	0-0	3	0	0	0	4
7/5	@ SEA	7	1-1	0-0	0-0	3	0	0	1	2
7/9	vs. WAS	2	0-1	0-0	0-0	2	0	0	0	0
7/11	vs. PHX	5	1-1	0-0	0-0	0	0	0	0	2
7/13	@ ATL	9	0-1	0-0	2-2	2	0	0	0	2
7/17	@ IND	8	1-1	0-0	0-1	3	0	0	1	2
7/22	vs. IND	-	-	-	-	-	-	-	-	-
7/25	@ ATL	8	1-1	0-0	0-0	1	0	0	0	2
7/27	@ TUL	-	-	-	-	-	-	-	-	-
7/29	@ SAN	4	0-0	0-0	2-4	3	0	0	0	2
7/31	vs. NY	-	-	-	-	-	-	-	-	-
8/3	vs. WAS	4	0-1	0-0	0-0	0	0	0	0	0
8/5	@ CON	4	0-0	0-0	0-0	0	0	0	0	0
8/7	@ MIN	5	0-0	0-0	0-0	0	0	0	0	0
8/10	vs. ATL	-	-	-	-	-	-	-	-	-
8/13	@ WAS	-	-	-	-	-	-	-	-	-
8/16	@ IND	7	1-1	0-0	0-0	0	0	0	0	2
8/17	vs. SAN	24	1-4	0-0	2-2	3	0	0	1	4



SASHA GOODLETT

#45



WNBA CAREER

2014: Started the first six games of the season ... Grabbed 10 rebounds (5 offensive and 5 defensive) versus the Indiana Fever ... Had a career-high 4 blocks versus the Connecticut Sun

2013: Played in 25 games with the Indiana Fever...Averaged 7.5 points and 1.6 rebounds per game.

2012: Drafted by the Indiana Fever with the 11th overall pick. Made 27 appearances in her rookie campaign...Averaged three points and 1.5 rebounds per game.

INTERNATIONAL

2013-14: Played 40 games with South Korea's Woori Hansae...Averaged 9.7 points and 6.5 rebounds per game.

2012-13: Spent time in China, France, and South Korea, with her longest stint being 11 games with Heilongjiang Chenneng in China...Averaged 13.4 points and 9.9 rebounds before moving to Arras Pays in France, in December.

COLLEGE

Finished her career at Georgia Tech ranked among career leaders in points scored (10th, 1,364), rebounds (9th, 760) and blocked shots (5th, 127)...Set a Yellow Jacket record for most career games played with 133, starting 127 of those...Earned All-ACC Second Team and ACC All-Tournament First Team accolades as a senior...Finished 15th in the NCAA with a 53.2 percent shooting clip...Averaged 14.6 points and 7.7 rebounds per game.

PERSONAL

Born on August 9, 1990 in Jackson, Miss....Daughter of Michael Washington and Sara Goodlett...Has an older sister, Tristina, and an older brother, Michael...Majored in history at Georgia Tech...Was a four-year letterwinner and two-year captain in basketball at Clinton High School...Was named to the Dandy Dozen (Top 12 Players in Mississippi) by the Clarion Ledger.

POSITION _____ Center
HEIGHT _____ 6'5"
WEIGHT _____ 239
WNBA YEARS _____ 2
COLLEGE _____ Georgia Tech
BIRTHDATE _____ August 9, 1990
BIRTHPLACE _____
ACQUIRED _____ Signed contract as free agent

CAREER HIGHS

- Points 9 (two times)
- Field Goals Made 5 vs. SAN 8/17/14
- Free Throws Made 3 (multiple)
- Total rebounds 10 vs. IND 5/16/14
- Assists 2 (multiple)
- Steals 2 (multiple)
- Blocks 4 vs. CON 5/21/14
- Minutes 34 vs. WAS 6/13/14

SEASON	TEAM	G	GS	MPG	FG%	3P%	FT%	OFF	DEF	RPG	APG	SPG	BPG	TO	PF	PPG
2014	CHI	34	15	12.9	0.444	0.000	0.722	0.8	1.5	2.4	0.3	0.3	0.5	0.62	1.53	3.4
Career		85	16	9.7	0.425	0.000	0.730	0.7	1.2	1.9	0.2	0.2	0.3	0.47	1.01	2.8



GAME-BY-GAME STATISTICS

Date	Games	Min	FGM-FGA	3PM-3PA	FTM-FTA	REB	AST	STL	BLK	PTS
5/16	vs. IND	26	3-8	0-0	3-4	10	2	0	2	9
5/17	@ NY	27	4-8	0-0	0-1	5	0	2	0	8
5/21	vs. CON	18	1-4	0-0	2-2	4	0	2	4	4
5/24	vs. ATL	24	3-5	0-0	1-1	5	0	0	2	7
5/26	vs. MIN	18	3-5	0-0	0-0	1	0	0	1	6
5/30	vs. CON	21	4-4	0-0	0-2	5	1	0	1	8
6/6	vs. LA	19	2-7	0-0	3-4	4	0	1	1	7
6/7	@ ATL	26	2-6	0-0	2-2	2	0	1	0	6
6/10	vs. SEA	14	3-3	0-0	2-2	2	0	0	1	8
6/13	@ WAS	34	4-10	0-0	1-2	8	1	0	1	9
6/18	vs. NY	21	1-4	0-0	3-4	5	1	0	1	5
6/20	vs. IND	25	3-6	0-0	0-1	2	1	1	1	6
6/22	vs. TUL	13	0-1	0-0	4-4	2	0	0	0	4
6/25	vs. CON	7	0-2	0-0	0-0	0	0	0	0	0
6/27	@ NY	15	3-3	0-0	0-0	3	0	0	0	6
7/1	@ LAS	17	0-1	0-0	1-2	5	2	0	1	1
7/2	@ PHX	13	1-2	0-0	0-0	1	0	1	0	2
7/5	@ SEA	4	0-0	0-0	0-0	0	0	0	0	0
7/9	vs. WAS	4	0-1	0-0	0-0	1	1	0	0	0
7/11	vs. PHX	5	0-0	0-0	0-0	0	0	0	0	0
7/13	@ ATL	2	0-0	0-0	0-0	0	0	0	0	0
7/17	@ IND	2	0-0	0-0	0-0	0	0	0	0	0
7/22	vs. IND	8	1-2	0-0	0-0	0	0	0	0	2
7/25	@ ATL	10	0-2	0-0	0-0	1	0	2	1	0
7/27	@ TUL	13	1-4	0-0	2-2	2	1	0	0	4
7/29	@ SAN	8	0-0	0-0	0-0	0	0	0	0	0
7/31	vs. NY	4	1-2	0-0	0-0	1	0	0	0	2
8/3	vs. WAS	4	0-0	0-0	0-0	1	0	1	0	0
8/5	@ CON	11	0-0	0-0	0-0	2	0	0	0	0
8/7	@ MIN	7	0-1	0-0	0-0	2	0	0	0	0
8/10	vs. ATL	4	1-1	0-0	0-0	0	0	0	0	2
8/13	@ WAS	3	0-0	0-0	2-2	0	0	0	0	2
8/16	@ IND	2	0-0	0-0	0-0	0	0	0	0	0
8/17	vs. SAN	16	3-5	0-0	0-1	4	1	0	0	6



EPIHANNY PRINCE

#10



WNBA CAREER

2014: In only her second game back with the Sky, Prince set a new career high in steals with 6 against Seattle on 6/10. Surpassed 2,000 career points in a 7/27 matchup at Tulsa joining Sylvia Fowles, Candice Dupree and Jia Perkins as the only players in Sky franchise history to score 2,000+ points. Prince needs only six more steals to pass Jia Perkins for the Sky's franchise lead in steals (286). Has scored 30+ points twice this season, both against New York. Now tied with Sylvia Fowles for most 30+ point games in Sky history with 6.

2013: Started 31 games...Sky's all-time career three-point leader...Prince set a new season high with 29 points vs. Atlanta on September 13 and was 8-for-8 at the free throw line... It was also her 5th game of the season scoring 20+ points...scored the Sky's 20,000th team point finishing the night with 21 points, 3 rebounds, and 2 steals.

2012: Scored 20 points nine times and hit the 30 point mark four times...first player to score 30 points in three straight games since Cynthia Cooper in 1987...Named player of the week twice in the month of June...Finished fourth in the WNBA in points per game at (18.1)...Ranked third in the WNBA in free throw percentage (90)...Scored 31 points in come from behind win vs. Washington on June 1... Scored 33 points at Atlanta on June 2 including game tying three pointer at the buzzer to send game to overtime...had a 32 point game on June 8 against Tulsa...Her five steals on May 30 at San Antonio pushed her to 145 total putting her atop the Sky's all time steals list...Had career high nine assists vs. Los Angeles on September 2...Pulled down career high nine rebounds on June 2 at Atlanta... Missed eight games due to a broken foot suffered on June 16 at Indiana.

2011: For the second straight year Prince played in all 34 games in the regular season ... She started in 27 games and averaged 13.6 points and 3.0 assists per game and had six games where she scored 20 points or more ... She was the second leading scorer on the team behind Sylvia Fowles (20.0 points) ... In her second season in the WNBA, Prince was selected to her first All-Star team as a reserve player and played 20 minutes scoring eight points with two assists ... Her best game came on July 23rd vs. the Connecticut Sun where she tallied 25 points and six assists in 37 minutes of play ... Prince led the team in steals with 2.32 steals per game ... Prince finished the year with 79 steals ranking her second in the WNBA in 2011, and set a single-season record for steals with the Sky.

2010: Prince played in all 34 games as rookie, starting two ... She averaged 9.8 points per game which was third best on the Sky ... Her 2.7 assists per game led the Sky ... Prince had 1.62 steals per game, second on the Sky ... She averaged 19.6 minutes per game ... Prince set the all-time Sky rookie record with 55 steals ... Prince was second all-time among Sky rookies with 1.62 steals per game, 117-for-274 FGM-A on the season, 99 total assists, 24 3FGS and 78.4 FT percentage ... Prince scored a career-high 20 points on two different occasions, vs. Indiana on May 22 and vs. New York on June 8 ... In her first career start on Aug. 20 against Connecticut, Prince had 19 points on 8-of-16 shooting, 5 rebounds and 6 assists.

POSITION _____ Guard
HEIGHT _____ 5'9"
WEIGHT _____ 167
WNBA YEARS _____ 4
COLLEGE _____ Rutgers
BIRTHDATE _____ January 11, 1988
BIRTHPLACE _____ New York, NY
ACQUIRED _____ Selected by the Sky fourth overall in the 2010 WNBA Draft.

SEASON	TEAM	G	GS	MPG	FG%	3P%	FT%	OFF	DEF	RPG	APG	SPG	BPG	TO	PF	PPG
2014	CHI	26	24	32.3	0.383	0.327	0.876	0.6	2.3	3.0	3.8	1.9	0.4	1.73	2.38	15.0
Career		151	109	27.9	0.398	0.375	0.855	0.6	2.0	2.6	3.1	1.9	0.3	1.70	2.04	14.1

EPIPHANNY PRINCE

#10

INTERNATIONAL

In the 2012-2014 offseason she played for Dynamo Kursk in Russia. In 2011/2012 Prince played for Galatasaray Medical Park in Turkey with teammate Sylvia Fowles.

COLLEGE

Attended Rutgers University from 2006-2009 where she ranked ninth in scoring (1,552 points) and sixth in steals (260)... She averaged 19.5 points, 2.8 assists and 2.6 steals during her third and final season as a Scarlet Knight... In 2007, the Scarlet Knights won the BIG EAST and went on to the NCAA Championship, but came up short against Tennessee... During the 2008 season, Rutgers made a post season run to the Elite Eight, but lost to University of Connecticut... In 2009, Prince helped Rutgers, with 15 points, 3 steals and 2 assists, to the NCAA Sweet Sixteen before falling to Purdue ... Prince was named BIG EAST First Team selection in 2008 and 2009 and received Associated Press All-America Third Team in 2009.

PERSONAL

Epiphanny Prince is originally from Brooklyn, New York... She left Rutgers University a year early to play overseas... Prince holds the record for most points in a single high school basketball game with 113... Father Jerry and Mother Kathy were both in attendance at the 2010 WNBA Draft.

CAREER HIGHS

- Points 33 @ ATL 6/2/12
- Field Goals Made 12 (multiple)
- Free Throws Made 12 (multiple)
- Total rebounds 9 @ ATL 6/2/12
- Assists 9 vs. LA 9/2/12
- Steals 6 vs. NY 6/18/14
- Blocks 2 (multiple)
- Minutes 41 vs. MIN 8/11/13



GAME-BY-GAME STATISTICS

Date	Games	Min	FGM-FGA	3PM-3PA	FTM-FTA	REB	AST	STL	BLK	PTS
5/16	vs. IND	-	-	-	-	-	-	-	-	-
5/17	@ NY	-	-	-	-	-	-	-	-	-
5/21	vs. CON	-	-	-	-	-	-	-	-	-
5/24	vs. ATL	-	-	-	-	-	-	-	-	-
5/26	vs. MIN	-	-	-	-	-	-	-	-	-
5/30	vs. CON	-	-	-	-	-	-	-	-	-
6/6	vs. LA	-	-	-	-	-	-	-	-	-
6/7	@ ATL	9	2-4	0-0	3-3	0	0	0	0	7
6/10	vs. SEA	29	7-13	2-3	2-2	5	6	2	0	18
6/13	@ WAS	29	6-13	2-3	3-4	6	4	3	1	17
6/18	vs. NY	38	8-17	3-6	11-11	1	7	6	2	30
6/20	vs. IND	33	8-16	0-3	2-5	2	3	2	0	18
6/22	vs. TUL	35	8-18	0-4	8-8	2	8	2	0	24
6/25	vs. CON	29	4-11	1-5	0-0	4	3	1	1	9
6/27	@ NY	37	9-17	5-7	7-7	2	5	5	1	30
7/1	@ LAS	33	3-10	1-3	8-9	2	4	2	0	15
7/2	@ PHX	24	4-11	3-8	0-0	2	4	1	0	11
7/5	@ SEA	38	6-13	4-7	0-0	2	3	0	0	16
7/9	vs. WAS	38	3-12	1-7	7-7	5	4	3	0	14
7/11	vs. PHX	36	1-14	0-4	3-3	1	3	2	0	5
7/13	@ ATL	19	1-5	0-0	4-5	1	1	2	0	6
7/17	@ IND	30	4-13	1-4	0-0	4	2	0	0	9
7/22	vs. IND	39	4-12	1-5	4-4	2	0	3	0	13
7/25	@ ATL	35	6-12	1-1	8-9	4	7	3	0	21
7/27	@ TUL	37	6-21	0-4	2-3	5	3	1	0	14
7/29	@ SAN	36	7-17	1-4	8-9	5	1	0	0	23
7/31	vs. NY	33	1-6	0-1	9-10	2	7	3	0	11
8/3	vs. WAS	33	4-8	0-1	0-0	1	7	2	1	8
8/5	@ CON	35	4-11	0-4	12-13	4	6	1	0	20
8/7	@ MIN	33	7-17	3-6	1-4	5	4	1	1	18
8/10	vs. ATL	35	4-11	2-3	3-4	3	4	3	1	13
8/13	@ WAS	35	4-13	0-2	2-2	4	0	0	1	10
8/16	@ IND	32	2-6	1-3	6-7	3	4	1	2	11
8/17	vs. SAN	-	-	-	-	-	-	-	-	-



ALLIE QUIGLEY

#14



POSITION _____ Guard
HEIGHT _____ 5'10"
WEIGHT _____ 140
WNBA YEARS _____ 5
COLLEGE _____ DePaul '08
BIRTHDATE _____ June 20, 1986
BIRTHPLACE _____ Joliet, IL
ACQUIRED _____ Signed as a free agent on
 March 4, 2013

CAREER HIGHS

- Points 27 @ ATL 7/13/14
- Field Goals Made 12 @ ATL 7/13/14
- Free Throws Made 7 @ ATL 7/25/14
- Total rebounds 5 (twice)
- Assists 6 @ ATL 7/25/14
- Steals 4 @ ATL 7/13/14
- Blocks 2 @ NY 5/17/14
- Minutes 33 (twice)

WNBA CAREER

2014: Set career highs for points (27), rebounds (5), field goals made (12) and field goals attempted (22) at Atlanta on 7/13. Reached career high in three pointers made with 3 five times in 2014: vs. ATL on 5/24, vs. MIN on 5/26, vs. TUL on 6/22, at IND on 7/17 and 8/16. Has scored 10+ 21 times this season, a team-high. Has led the Sky in scoring a team-high 9 times. Had her first career start against the Seattle Storm on 6/10.

2013: Played in 34 games...First season with the Sky and set multiple career highs...Her game on June 7 she scored a career high with 14 points and 3 rebounds...She averaged 3.8 points this season...

2011: Signed by the Storm to a seven-day contract on Aug. 1...Saw action in seven games ...Played four minutes in Game 1 of the Storm's Western Conference Semifinal series against the Phoenix Mercury.

2010: Played four games with the Indiana Fever and three with the San Antonio Silver Stars.

2009: She made a total of six appearances for the Mercury, including a season-high nine-minute stint at Sacramento, 6/12...She was waived by the Mercury July 14.

2008: Originally drafted by Seattle, she was waived May 8 by the Storm and signed by Phoenix three days later...She made her professional debut in a 94-83 loss at Minnesota, 5/31, and scored the first points of her career against Connecticut, 6/18...In her best game of the season, she recorded career-highs of 11 points and five rebounds vs. Atlanta, 7/19...It is the only double-figure game of her career.

INTERNATIONAL

In the 2013/2014 offseason played for TS Wisla Can Pack Krakow located in Poland. In 2012/2013 offseason played for Good Angels Kosice in Slovakia...Led the Euroleague in 3-point field goal percentage (52.5%) during the 2012/2013 season...Averaged 15.1 points per game in the Slovakian league and 16.1 points in the Euroleague...Named to the All-Slovakian Team in 2013 and honored as Import Player of the Year...Previously played for Mersin in Turkey in 2008/2009 and Mizo Pecs of Hungary in 2009/2010.

COLLEGE

One of just four players in DePaul Blue Demons' history to score over 2,000 points in her career...She averaged a team-leading 19.4 points per game as a senior...Is third on the all-time career list with 2,078 points...For her efforts, she was named to the 2008 All-Big East second team...She was a Big East Academic All-Star.

PERSONAL

She has a sister, Sam, and two brothers, Jake and Ryan...Her sister was the second leading scorer (13.1 ppg) for DePaul in 2009-10...Her brother Ryan was a pitcher on the baseball team at Saint Xavier University.

SEASON	TEAM	G	GS	MPG	FG%	3P%	FT%	OFF	DEF	RPG	APG	SPG	BPG	TO	PF	PPG
2014	CHI	34	1	24.8	0.444	0.387	0.879	0.4	1.8	2.2	1.9	0.7	0.2	1.82	1.68	11.2
Career		102	1	13.2	0.398	0.356	0.867	0.3	0.9	1.2	0.9	0.4	0.1	0.85	0.98	5.6

GAME-BY-GAME STATISTICS

Date	Games	Min	FGM-FGA	3PM-3PA	FTM-FTA	REB	AST	STL	BLK	PTS
5/16	vs. IND	14	1-5	0-2	0-0	1	2	1	0	2
5/17	@ NY	27	4-8	2-3	2-2	2	2	0	2	12
5/21	vs. CON	24	4-9	1-3	0-0	2	4	0	0	9
5/24	vs. ATL	20	5-11	3-5	0-0	3	1	0	0	13
5/26	vs. MIN	15	5-13	3-5	0-0	2	0	0	1	15
5/30	vs. CON	20	5-10	2-4	3-3	1	2	0	0	15
6/6	vs. LA	28	2-9	0-4	2-2	3	2	0	0	6
6/7	@ ATL	21	4-9	1-3	2-2	2	1	1	0	11
6/10	vs. SEA	30	4-14	0-3	0-0	2	2	1	0	8
6/13	@ WAS	31	7-10	2-5	2-4	1	2	1	0	18
6/18	vs. NY	19	1-7	0-3	0-0	3	2	0	0	2
6/20	vs. IND	16	2-5	0-1	0-0	1	0	1	0	4
6/22	vs. TUL	33	4-7	3-5	1-1	3	4	1	3	12
6/25	vs. CON	18	2-5	1-3	0-0	0	2	0	0	5
6/27	@ NY	18	3-7	0-0	0-0	0	0	0	0	11
7/1	@ LAS	25	5-11	1-5	0-0	4	4	1	0	11
7/2	@ PHX	29	6-11	2-5	2-2	1	0	2	0	16
7/5	@ SEA	23	1-7	0-3	0-0	4	1	0	0	2
7/9	vs. WAS	16	1-3	0-1	0-0	1	0	0	0	2
7/11	vs. PHX	24	3-5	0-0	2-2	2	1	0	0	8
7/13	@ ATL	33	12-22	1-3	2-4	5	1	4	1	27
7/17	@ IND	33	5-11	3-4	4-4	2	1	0	0	17
7/22	vs. IND	25	2-9	1-6	4-4	4	2	0	0	9
7/25	@ ATL	32	3-9	0-3	7-8	1	6	1	0	13
7/27	@ TUL	26	5-14	2-6	2-2	0	3	2	0	14
7/29	@ SAN	23	0-9	0-2	0-0	3	2	1	0	0
7/31	vs. NY	29	7-10	2-2	0-0	1	1	0	0	16
8/3	vs. WAS	24	2-8	0-1	0-0	4	0	0	0	4
8/5	@ CON	25	7-10	1-2	2-2	2	0	3	1	17
8/7	@ MIN	29	9-14	2-4	0-0	2	3	0	0	20
8/10	vs. ATL	29	5-6	2-2	5-7	4	5	0	0	17
8/13	@ WAS	28	5-12	1-2	0-0	4	6	1	0	11
8/16	@ IND	25	6-12	3-3	2-2	1	1	0	0	17
8/17	vs. SAN	31	7-12	1-1	1-1	3	2	2	0	16



COURTNEY VANDERSLOOT

#22



POSITION _____ Guard
HEIGHT _____ 5'8"
WEIGHT _____ 132
WNBA YEARS _____ 3
COLLEGE _____ Gonzaga
BIRTHDATE _____ February 8, 1989
BIRTHPLACE _____ Kent, WA
ACQUIRED _____ Selected by the Sky
 third overall in the
 2011 WNBA Draft.

CAREER HIGHS

- Points 23 @ TUL 8/24/12
- Field Goals Made 10 vs. CON 7/13/12
- Free Throws Made 8 @ PHX 5/27/13
- Total rebounds 7 (multiple)
- Assists 13 vs. CON 5/30/14
- Steals 4 (multiple)
- Blocks 3 (multiple)
- Minutes 40 vs. MIN 8/11/13

WNBA CAREER

2014: Set new career high in assists per game, finishing the 2014 with 6.0... Recorded 3 assists in 4 second quarter minutes when the Sky faced the New York Liberty on May 17th ... Had a season-high 18 points and recorded 7 assists to help the Sky move to 3-0 on the season ... Became the Sky's career leader in assists with her 10-assist performance versus Minnesota ... Set a new Sky record with 13 assists in a game versus Connecticut on May 30th ... recorded 10+ assists three times this season...missed 17 games due to MCL sprain suffered against New York 6/27

2013: Started 33 games...Her 10 assist performance vs. Atlanta on August 31 broke her own Sky record for assists in a season with 162...With her career high of 24 blocks in 2013 she leads all WNBA guards in both total blocks and blocks per game...Vandersloot has had 12 games of 7 or more assists.

2012: Started 27 games...157 assists were fourth most in the league...Delivered career and franchise high 11 assists at Connecticut on August 26. Recorded 23 points, five rebounds, and four assists at Tulsa on August 24...Made career high five three-pointers on August 24...Posted six points, eight assists, and a career high seven rebounds in July 6 loss vs. New York.

2011: In her first season in the WNBA, Vandersloot played in all 34 games starting in 26... She averaged 6.5 points, 2.0 rebounds, and 3.7 assists per game ... She had eight games where she scored in double figures, most notably on June 10th where she scored 18 points and 5 assists in a win over Connecticut ... She was named to the 2011 All-Star team as a reserve player and scored eight points, tallied two assists, and grabbed three boards in 13 minutes. On September 10th, Vandersloot set the Sky's single-season assists record with 124 assists in a season. At the end of the year Vandersloot was named to the WNBA All-Rookie Team.

INTERNATIONAL

In the 2013/2014 offseason she played for Hungarian team UNI Gyor and Beretta Familia Schio located in Italy. In 2012/2013 offseason played for MBK Ruzomberok in Slovakia. In the 2011/2012 offseason Vandersloot played for Besiktas in Turkey.

COLLEGE

As a freshman at Gonzaga, Vandersloot averaged 10.6 points, 3.9 rebounds, and 5.6 assists per game. She was named the West Coast Conference newcomer of the year. Her next year Courtney set a school record as she finished with 239 assists averaging 7.3 a game. She averaged 16.4 points per game and earned her first of three WCC Player of the Year awards. During Vandersloot's junior year, she broke her own school record of assists and averaged 9.4 per game, which led Division I women's basketball. In her final year, she was named the Frances Pomeroy Naismith Award recipient for most outstanding Division I player no taller than 5'8", the Nancy Lieberman Award recipient for most outstanding DI point guard, and was listed in several All-American teams. Vandersloot was the first ever Division I player — man or woman — to notch more than 2000 points and 1000 assists in a career.

PERSONAL

Born on February 8, 1989 in Kent, Washington, Courtney was the daughter of two parents who worked at Boeing. She grew up playing sports of all kinds with neighborhood children. She credits playing against all the neighborhood boys as a very important aspect to her future development.

SEASON	TEAM	G	GS	MPG	FG%	3P%	FT%	OFF	DEF	RPG	APG	SPG	BPG	TO	PF	PPG
2014	CHI	17	16	26.5	0.402	0.375	0.833	0.5	1.8	2.3	6.0	1.2	0.5	2.76	2.53	7.2
Career		118	102	26.4	0.398	0.314	0.765	0.2	2.2	2.4	4.8	1.1	0.5	2.81	2.58	7.9



GAME-BY-GAME STATISTICS

Date	Games	Min	FGM-FGA	3PM-3PA	FTM-FTA	REB	AST	STL	BLK	PTS
5/16	vs. IND	30	4-11	1-2	0-0	4	5	0	0	9
5/17	@ NY	32	5-12	0-2	2-3	5	8	3	2	12
5/21	vs. CON	35	6-9	2-3	4-4	3	7	2	1	18
5/24	vs. ATL	32	4-7	1-1	1-1	2	11	1	2	10
5/26	vs. MIN	24	4-8	0-1	0-0	2	10	0	0	8
5/30	vs. CON	28	0-4	0-0	0-2	1	13	0	0	0
6/6	vs. LA	27	1-4	0-0	0-0	4	4	1	1	2
6/7	@ ATL	23	2-7	0-0	1-2	1	7	2	0	5
6/10	vs. SEA	14	1-3	0-0	0-0	2	1	0	0	2
6/13	@ WAS	28	1-7	0-1	3-3	2	5	1	0	5
6/18	vs. NY	36	5-9	2-3	5-5	1	8	1	1	17
6/20	vs. IND	22	5-7	1-2	0-0	2	5	3	1	11
6/22	vs. TUL	23	2-6	0-3	0-0	4	3	3	0	4
6/25	vs. CON	29	2-5	1-2	0-0	0	4	0	1	5
6/27	@ NY	32	0-6	0-2	2-2	3	4	1	0	2
7/1	@ LAS	-	-	-	-	-	-	-	-	-
7/2	@ PHX	-	-	-	-	-	-	-	-	-
7/5	@ SEA	-	-	-	-	-	-	-	-	-
7/9	vs. WAS	-	-	-	-	-	-	-	-	-
7/11	vs. PHX	-	-	-	-	-	-	-	-	-
7/13	@ ATL	-	-	-	-	-	-	-	-	-
7/17	@ IND	-	-	-	-	-	-	-	-	-
7/22	vs. IND	-	-	-	-	-	-	-	-	-
7/25	@ ATL	-	-	-	-	-	-	-	-	-
7/27	@ TUL	-	-	-	-	-	-	-	-	-
7/29	@ SAN	-	-	-	-	-	-	-	-	-
7/31	vs. NY	-	-	-	-	-	-	-	-	-
8/3	vs. WAS	-	-	-	-	-	-	-	-	-
8/5	@ CON	-	-	-	-	-	-	-	-	-
8/7	@ MIN	-	-	-	-	-	-	-	-	-
8/10	vs. ATL	-	-	-	-	-	-	-	-	-
8/13	@ WAS	-	-	-	-	-	-	-	-	-
8/16	@ IND	14	2-3	0-0	0-0	0	2	2	0	4
8/17	vs. SAN	21	3-9	1-2	2-2	3	4	1	0	9



TAMERA YOUNG

#01



POSITION _____ Forward
HEIGHT _____ 6'2"
WEIGHT _____ 172
WNBA YEARS _____ 6
COLLEGE _____ James Madison
BIRTHDATE _____ October 30, 1986
BIRTHPLACE _____ Wilmington, NC
ACQUIRED _____ Acquired via trade from Atlanta in exchange for Armintie Price on August 12, 2009

CAREER HIGHS

- Points 26 @ DET 6/29/08
- Field Goals Made 8 (multiple)
- Free Throws Made 9 @ DET 6/29/08
- Total rebounds 15 @ CON 8/9/11
- Assists 7 vs. SA 6/18/08
- Steals 7 @ WAS 8/20/11
- Blocks 2 (multiple)
- Minutes 38 @ HOU 6/16/08

WNBA CAREER

2014: Logged 30 minutes and went 3 of 4 from the field against Connecticut ... Hit 4 of 7 shots and grabbed 7 rebounds in a Sky victory over the Connecticut Sun, Recorded her first career double-double with 11 points and 12 rebounds against New York on 6/18/14. Tied a season-high in rebounds with 12 vs. Washington on July 7th. Played in her 200th career game on June 27th at New York. Played in all 34 games with Chicago this season, first time she has played in all 34 games in her career.

2013: Played in 33 games (started eight)...played a season high 30 minutes on August 2... Scored a season high of 17 points vs. New York on July 20...

2012: Young played in 33 games and started 24 setting a career high for minutes played per game at 24.4... She averaged 8.2 points, 3.7 rebounds, and 1.4 assists per game...Became sixth Sky player to surpass the 1000 point mark for her career...finished the season with 1069 career points.

2011: Young played in 33 games and started 19... She averaged 7.9 points, 3.8 rebounds, and 1.3 assists per game. Tamera surpassed the 100 steal mark and set a career high with seven steals on August 20th at Washington ... Young set her career high in rebounds per game with 15 on August 9 at Connecticut...Of those 15 rebounds, 11 of them came on the defensive side.

2010: Young started 22 of 32 games played in her 4th WNBA season and first full season with the Sky... Averaged 6.8 points, 3.1 rebounds and a career-high 1.6 assists in 18.6 minutes per game ... Young scored a season-high 15 points against Connecticut on July 1 ... On August 4 she scored 14 points and grabbed seven rebounds against the Sparks.

2009: Acquired from Atlanta in exchange for Armintie Price on August 12 ... Started 6 of 10 games played with the Sky ... Averaged five points and three rebounds in 12.9 minutes per game with Chicago ... Scored a season-high 14 points in a 76-67 loss against Detroit on August 22.

2008: Appeared in 33 games for the Dream, including 15 starts in her rookie season... Averaged 7.3 points, 4.2 rebounds and 1.2 assists per game... Scored a career-high 26 points against Detroit on June 29... Recorded a career-high 13 rebounds against San Antonio on June 18... Tied for second on team in rebounding (4.2 rpg)...Tied for single-game record for steals (5 vs. Washington on June 20).

INTERNATIONAL

In the 2011/2012 offseason Young played for Istanbul Universitesi in Turkey then moved to play in Israel for Ashdod. In the 2010/2011 offseason Young played for Basket Landes in France.

SEASON	TEAM	G	GS	MPG	FG%	3P%	FT%	OFF	DEF	RPG	APG	SPG	BPG	TO	PF	PPG
2014	CHI	34	33	27.6	0.438	0.000	0.556	1.1	4.0	5.1	1.2	0.7	0.2	0.79	2.59	6.7
Career		219	127	21.3	0.398	0.275	0.665	1.2	2.6	3.8	1.2	0.8	0.2	1.30	2.40	6.8



TAMERA YOUNG

#01

COLLEGE

CAA and school career scoring record (2,121)... Second on JMU and CAA career rebounding list (1,127) and only the second player in school history with more than 1,000 rebounds... School-record season points (693) and season scoring average (20.4)... School record career scoring average (16.7)... School-record career steals (275)... School-record career starts (125)... School-record 44 consecutive games in double figures... School-record 38 points in a single game... CAA Player of the Year (2007-08)... Associated Press All-America honorable mention as a senior... Leading scorer (20.4) and rebounder (10.4) in the CAA as a senior... Earned all-CAA first team honors three times... Named to the Richmond Times-Dispatch All-State First-Team three times... Named to the CAA All-Tournament and All-Defensive teams as a sophomore... Named to the CAA All-Rookie team as a freshman... Set the freshman record for steals.

PERSONAL

Daughter of Greg Young and Lynda Nichols-Brown and John Brown... Has a brother, A.J., and two sisters, Nikia and Valerie... Nickname is Tee... Hobbies include watching movies and shopping... Lists the Bible as her favorite book... Favorite actress is Sanaa Lathan and favorite actor is Denzel Washington... Wears her hair in pigtails during most games, a superstition that started in college... First player from James Madison to play in the WNBA... Majored in Kinesiology with a concentration in sports management and a minor in business at James Madison... Attended the same high school in North Carolina (Laney High School) as Michael Jordan.

GAME-BY-GAME STATISTICS

Date	Games	Min	FGM-FGA	3PM-3PA	FTM-FTA	REB	AST	STL	BLK	PTS
5/16	vs. IND	34	2-8	0-0	1-2	4	1	0	0	5
5/17	@ NY	16	1-5	0-0	0-2	5	0	0	0	2
5/21	vs. CON	20	3-4	0-0	2-2	2	3	0	0	8
5/24	vs. ATL	23	1-5	0-0	1-1	4	2	2	0	3
5/26	vs. MIN	32	0-4	0-0	0-0	5	0	3	0	0
5/30	vs. CON	23	4-7	0-0	1-2	7	1	0	0	9
6/6	vs. LA	31	7-8	0-0	0-0	3	1	0	0	15
6/7	@ ATL	22	0-6	0-0	2-4	6	1	0	0	2
6/10	vs. SEA	33	5-11	0-0	0-2	7	0	0	0	10
6/13	@ WAS	29	3-9	0-0	1-2	6	0	0	0	7
6/18	vs. NY	36	4-7	0-0	3-4	12	1	0	1	11
6/20	vs. IND	31	2-5	0-0	3-5	9	2	1	0	7
6/22	vs. TUL	20	1-2	0-0	2-4	9	1	1	0	4
6/25	vs. CON	23	1-7	0-0	0-0	3	1	2	0	2
6/27	@ NY	37	6-10	0-0	1-1	5	3	0	0	13
7/1	@ LAS	32	6-13	0-0	2-4	9	2	2	0	14
7/2	@ PHX	31	4-8	0-0	0-0	6	1	2	1	8
7/5	@ SEA	24	0-5	0-0	0-0	4	1	0	0	0
7/9	vs. WAS	37	3-12	0-0	1-1	12	2	0	1	7
7/9	vs. PHX	31	6-10	0-0	0-0	5	2	1	1	12
7/13	@ ATL	40	6-12	0-0	2-4	7	2	3	0	14
7/17	@ IND	20	0-1	0-0	0-0	1	0	0	0	0
7/22	vs. IND	22	1-4	0-0	0-0	3	1	1	0	2
7/25	@ ATL	35	5-7	0-0	0-0	0	3	1	0	10
7/27	@ TUL	18	2-3	0-0	1-2	2	2	0	0	5
7/29	@ SAN	26	3-6	0-0	0-0	4	0	0	0	6
7/31	vs. NY	33	5-11	0-0	2-4	8	2	2	1	12
8/3	vs. WAS	27	4-7	0-0	1-2	2	1	1	0	9
8/5	@ CON	14	2-4	0-0	0-0	3	0	0	0	4
8/7	@ MIN	33	2-5	0-0	0-0	6	0	0	0	4
8/10	vs. ATL	14	1-4	0-0	0-0	2	1	0	0	2
8/13	@ WAS	32	2-6	0-0	0-0	5	2	0	0	4
8/16	@ IND	30	4-6	0-0	1-2	3	1	0	0	9
8/17	vs. SAN	17	3-4	0-0	2-2	3	1	1	0	8

2014

CHICAGO SKY PLAYOFF MEDIA GUIDE



2014 CHICAGO SKY STATISTICS

SKY AND OPPONENT SEASON HIGHS AND LOWS REGULAR SEASON STATS
CHICAGO SKY INDIVIDUAL HIGHS OPPONENT INDIVIDUAL HIGHS SKY LINE SCORES
OPPONENT LINE SCORES SKY QUARTER-BY-QUARTER SHOOTING OPPONENT QUARTER-BY-QUARTER SHOOTING
SCORING BY QUARTER ALL GAME BOX SCORES GAME LEADERS



2014 SKY AND OPPONENT SEASON HIGHS AND LOWS

2014 SKY and OPPONENT SEASON HIGHS AND LOWS

CHICAGO SKY	High		Low	
Total PTS	105	6/18 vs. New York OT	59	6/07 @ Atlanta
Pts, 1 st Half	51	5/30 vs. Connecticut	24	8/7 @ Atlanta
Pts, 2 nd Half	70	6/18 vs. New York	23	6/27 @ New York
Pts, 1 st QTR	30	6/25 @ Connecticut	11	7/2 @ Phoenix, 8/7 @ Atlanta
PTS, 2 nd QTR	27	5/16 @ New York, 7/2 @ Phoenix	10	7/17 @ Indiana
PTS, 3 RD QTR	29	6/18 vs. New York	9	7/13 @ Atlanta
PTS, 4 TH QTR	26	6/6 vs. Los Angeles	11	6/07 @ Atlanta
PTS, OT	19	6/18 vs. New York	6	7/13 @ Atlanta
FGM	39	5/30 vs. Connecticut, 6/22 vs. Tulsa	21	7/9 vs. Washington, 7/22 vs. Indiana
FGA	77	6/22 vs. Tulsa	52	7/25 @ Atlanta
FG%	.538	7/25 @ Atlanta	.313	7/9 vs. Washington
3 Pt FGM	8	5/24 vs. Atlanta, 8/10 vs. Atlanta	1	7/9 vs. Washington, 7/13 @ Atlanta, 7/25 @ Atlanta
3 Pt FGA	19	7/2 @ Phoenix	4	7/13 @ Atlanta, 7/25 @ Atlanta
3 Pt FG%	.667	7/31 vs. New York	.091	7/9 vs. Washington
FTM	30	6/18 vs. New York	3	8/7 @ Atlanta
FTA	33	6/18 vs. New York	6	8/7 @ Atlanta
FT%	.941	7/22 vs. Indiana	.438	6/20 vs. Indiana
Off Rebs	14	5/30 vs. Connecticut	3	6/20 vs. Indiana
Def Rebs	34	8/13 @ Washington	17	6/27 @ New York
Total Rebs	46	7/13 @ Atlanta	22	6/27 @ New York
Assists	30	5/30 vs. Connecticut	9	7/17 @ Indiana
Steals	14	7/25 @ Atlanta	2	8/13 @ Washington
Turnovers	24	7/25 @ Atlanta	7	7/2 @ Phoenix
Blocked Shots	12	5/21 vs. Connecticut	2	6/27 @ New York, 7/2 @ Phoenix
Pts in Paint	48	6/10 vs. Seattle	16	6/77 @ New York
2 nd Chance Pts	22	5/30 vs. Connecticut	4	6/20 vs. Indiana, 8/7 @ Minnesota
Fast Break Pts	20	6/22 vs. Tulsa	0	7/17 @ Indiana

OPPONENTS	High		Low	
Total PTS	105	6/22 vs. Tulsa	65	5/17 @ New York, 8/3 vs. Washington
Pts, 1 st Half	61	6/6 vs. Los Angeles	20	7/22 vs. Indiana
Pts, 2 nd Half	67	6/22 vs. Tulsa	25	5/16 vs. Indiana
Pts, 1 st QTR	32	6/6 vs. Los Angeles	10	7/25 @ Atlanta, 8/13 @ Washington
PTS, 2 nd QTR	29	6/6 vs. Los Angeles, 8/17 vs. San Antonio	6	7/22 vs. Indiana
PTS, 3 RD QTR	27	6/25 @ Connecticut	8	7/17 @ Indiana
PTS, 4 TH QTR	30	8/7 @ Atlanta	10	5/16 vs. Indiana, 5/17 @ New York
PTS, OT	17	6/22 vs. Tulsa	8	7/13 @ Atlanta
FGM	43	6/6 vs. Los Angeles	24	5/21 vs. Connecticut, 8/13 @ Washington
FGA	82	7/13 @ Atlanta	55	7/5 @ Seattle
FG%	.558	6/6 vs. Los Angeles	.348	8/13 @ Washington
3 Pt FGM	10	6/22 vs. Tulsa	0	8/7 @ Atlanta
3 Pt FGA	20	6/10 vs. Seattle, 6/25 @ Connecticut	7	8/7 @ Atlanta
3 Pt FG%	.588	6/22 vs. Tulsa	.000	8/7 @ Atlanta
FTM	28	6/20 vs. Indiana	5	8/3 vs. Washington
FTA	36	6/20 vs. Indiana	10	8/17 vs. San Antonio
FT%	1.00	7/29 @ San Antonio	.450	7/22 vs. Indiana
Off Rebs	21	6/25 @ Connecticut, 7/13 @ Atlanta	3	7/5 @ Seattle
Def Rebs	35	7/2 @ Phoenix	17	7/25 @ Atlanta
Total Rebs	51	6/07 @ Atlanta	22	7/5 @ Seattle
Assists	31	6/6 vs. Los Angeles	11	8/16 @ Indiana
Steals	16	7/25 @ Atlanta	1	7/2 @ Phoenix
Turnovers	20	7/25 @ Atlanta	6	8/7 @ Atlanta, 8/13 @ Washington
Blocked Shots	13	5/16 vs. Indiana	0	5/26 vs. Minnesota
Pts in Paint	56	6/6 vs. Los Angeles	18	5/17 @ New York, 7/22 vs. Indiana
2 nd Chance Pts	24	6/07 @ Atlanta	4	7/5 @ Seattle
Fast Break Pts	26	7/27 @ Tulsa	2	5/17 @ New York



2014 REGULAR SEASON STATS

Chicago Sky Record (W-L) : 15-19 Home(9-8) Away(6-11)

NO	PLAYER	GP-GS	MIN	3-POINT				---REBOUNDS---											PTS/AVG
				FGM-FGA	FG%	FGM-FGA	FG%	FTM-FTA	FT%	OFF	DEF	TOT/AVG	AST	PF-DQ	STL	TO	BLK		
11	Delle Donne, E	16-9	407:45	91-212	0.429	20-55	0.364	84-90	0.933	22	42	64/4.0	18	22-0	9	12	24	286/17.9	
10	Prince, E	26-24	839:59	123-321	0.383	32-98	0.327	113-129	0.876	16	61	77/3.0	100	62-0	49	45	11	391/15.0	
34	Fowles, S	20-18	596:20	101-185	0.546	0-0	0.000	65-83	0.783	45	158	203/10.2	11	66-1	28	57	41	267/13.4	
14	Quigley, A	34-1	843:22	144-324	0.444	41-106	0.387	51-58	0.879	14	60	74/2.2	65	57-0	23	62	7	380/11.2	
51	Breland, J	32-32	849:05	135-293	0.461	0-3	0.000	41-54	0.759	63	156	219/6.8	61	90-1	29	70	58	311/9.7	
21	Faulkner, J	34-18	693:54	96-265	0.362	13-49	0.265	62-74	0.838	11	56	67/2.0	120	66-1	33	81	7	267/7.9	
22	Vandersloot, C	17-16	449:57	47-117	0.402	9-24	0.375	20-24	0.833	8	31	39/2.3	102	43-0	21	47	9	123/7.2	
1	Young, T	34-33	937:04	99-226	0.438	0-0	0.000	30-54	0.556	37	136	173/5.1	42	88-0	23	27	5	228/6.7	
9	Gatling, M	29-1	319:12	46-71	0.648	0-0	0.000	16-22	0.727	23	47	70/2.4	1	64-1	3	21	13	108/3.7	
45	Goodlett, S	34-15	440:18	44-99	0.444	0-0	0.000	26-36	0.722	28	52	80/2.4	11	52-0	11	21	17	114/3.4	
0	Clements, C	33-1	375:33	36-99	0.364	4-23	0.174	12-12	1.000	14	41	55/1.7	22	32-0	12	13	2	88/2.7	
25	Brandon, G	16-2	121:38	11-33	0.333	0-0	0.000	6-13	0.462	11	30	41/2.6	3	6-0	3	10	7	28/1.8	
3	Ellenberg, A	2-0	00:56	0-0	0.000	0-0	0.000	0-0	0.000	0	0	0/0.0	0	0-0	0	0	0	0/0.0	
Team											264		22						
Chicago Sky		34-170	6875:00	973-2245	0.433	119-358	0.332	526-649	0.810	292	870	1426/41.9	556	648-4	244	488	201	2591/76.2	
Team											280		18						
OPPONENTS		34-170	6875:00	992-2363	0.420	159-504	0.315	517-678	0.763	381	840	1501/44.1	613	628-2	270	450	171	2660/78.2	

2014 SKY SEASON NOTES

>> The Sky recorded the largest non-camp day attendance in franchise history on August 17 with 7,987 and set a new season attendance record, ending the 2014 regular season with a total of 113,640. For the 6th consecutive season, the Sky's attendance numbers have increased (1.27% from 2013).

>> The Sky became the 1st team in WNBA history to record 200+ blocks in back-to-back seasons (2013 and 2014).

>> Elena Delle Donne finished 2nd in the WNBA free throw percentage on the season with a .933 free throw percentage.

>> Elena Delle Donne set a WNBA record for most free throws made without a miss by hitting 16 consecutive attempts in a game against the Los Angeles Sparks on June 6. Delle Donne finished the game with a career-high 33 points.

>> Elena Delle Donne was named Eastern Player of the Week for games played May 16 through May 25 and earned Eastern Player of the Month recognition for the month of May.

>> Allie Quigley was named Eastern Player of the Week for the first time in her career during the week of August

4 through August 10. Allie Quigley had a breakout season, leading the Sky in scoring a team-best nine times.

>> Elena Delle Donne led the Eastern Conference All-Star vote for the 2nd consecutive year with 26,129 votes.

>> Jessica Breland made the first All-Star appearance of her career.

>> Epiphany Prince recorded the 2,000th point of her career. Prince also turned in 30+ points on two separate occasions to move into a tie with Sylvia Fowles for the most 30+ point games (6) by an individual in Chicago Sky history.

2014 REGULAR SEASON STATS

**2014 TRANSACTIONS**

May 22:	Waived Aaryn Ellenberg
May 14:	Destiny Williams was waived
May 14:	Sequoia Holmes was waived
May 12:	Avery Warley was waived
May 7:	Yvonne Turner was waived
May 7:	Sky acquired Courtney Clements and 2015 2nd round draft pick in exchange for Swin Cash and Chicago's own 2015 3rd round draft pick
May 2:	Zhaque Gray was waived
April 25:	Sky signed Zhaque Gray as free agent
April 25:	Sky signed Destiny Williams as free agent
April 21:	Sky signed Aaryn Ellenberg as free agent
April 21:	Sky signed Yvonne Turner as free agent
April 14:	Markeisha Gatling selected as 10th overall pick in WNBA Draft
April 14:	Gennifer Brandon selected as 22nd overall pick in WNBA Draft
April 14:	Jamierra Faulkner selected as 34th overall pick in WNBA Draft
April 10:	Carolyn Swords was waived
April 9:	Sky signed Sasha Goodlett as free agent
April 9:	Sky signed Sequoia Holmes as free agent
March 27:	Sky signed Jessica Breland as free agent
March 24:	Sky resigned Allie Quigley
March 24:	Sky resigned Avery Warley

2013 TRANSACTIONS

September 11:	Sky signed Avery Warley
September 11:	Sharnee Zoll-Norman was waived
September 1:	Avery Warley was waived
August 3:	Sky signed Avery Warley as free agent
June 20:	Sky reinstated Epiphanny Prince
June 3:	Sky suspended Epiphanny Prince
May 23:	Ruth Riley was waived
May 18:	Sonja Petrovic was waived
May 16:	D'Andra Moss was waived
May 16:	Britney Jones was waived
May 16:	Brooklyn Pope was waived
April 30:	Wayne "Tree" Rollins signed as Sky assistant coach
April 29:	Sky signed Britney Jones as free agent
April 24:	Sky signed Brooklyn Pope
April 23:	Sky signed Elena Delle Donne
April 15:	Elena Delle Donne drafted as 2nd overall pick in the WNBA Draft
March 29:	Sky signed D'Andra Moss as free agent
March 27:	Sky signed Michelle Campbell
March 18:	Sky re-signed Tamera Young
March 4:	Sky signed Allie Quigley as free agent
February 18:	Sky signed Sharnee Zoll-Norman as free agent
February 12:	Chatman signed to multi-year contract extension

2014

CHICAGO SKY PLAYOFF MEDIA GUIDE



SKY INDIVIDUAL HIGHS & OPPONENT INDIVIDUAL HIGHS

CHICAGO SKY INDIVIDUAL HIGHS

Total PTS	33	Elena Delle Donne	vs. Los Angeles	6/06
Minutes	40	Tamera Young	@ Atlanta	7/13
FGM	12	Jessica Breland	vs. Tulsa	6/22
		Allie Quigley	@ Atlanta	7/13
FGA	22	Allie Quigley	@ Atlanta	7/13
3 Pt FGM	5	Epiphanny Prince	@ New York	6/27
3 Pt FGA	8	Epiphanny Prince	@ Phoenix	7/02
FTM	16	Elena Delle Donne	vs. Los Angeles	6/06
FTA	16	Elena Delle Donne	vs. Los Angeles	6/06
Off Rebs	6	Elena Delle Donne	vs. Los Angeles	6/06
		Sylvia Fowles	vs. Washington	7/9
Def Rebs	14	Sylvia Fowles	@ Washington	8/13
Total Rebs	17	Sylvia Fowles	vs. Washington	7/9
Assists	13	Courtney Vandersloot	vs. Connecticut	5/30
Steals	6	Epiphanny Prince	vs. New York	6/18
Turnovers	6	Courtney Vandersloot	vs. Los Angeles	6/6
Blocked Shots	6	Jessica Breland	vs. Indiana	5/16

OPPONENT INDIVIDUAL HIGHS

Total PTS	33	Skylar Diggins	vs. Tulsa	6/22
Minutes	42	Angel McCoughtry	@ Atlanta	7/13
FGM	13	Angel McCoughtry	@ Atlanta	7/13
FGA	28	Angel McCoughtry	@ Atlanta	7/13
3 Pt FGM	4	Katie Douglas	@ Connecticut	6/25
3 Pt FGA	8	Diana Taurasi	vs. Phoenix	7/11
		Katie Douglas	@ Connecticut	6/25
		Tiffany Hayes	@ Atlanta	7/13
		Ivory Latta	@ Washington	8/13
FTM	10	Skylar Diggins	vs. Tulsa	6/22
FTA	13	Skylar Diggins	@ Tulsa	7/27
Off Rebs	6	Kelsey Griffin	vs. Tulsa	6/22
		Candice Dupree	@ Connecticut	6/25
Def Rebs	11	Candice Dupree	@ Phoenix	7/02
Total Rebs	14	Candice Dupree	vs. Phoenix	7/11
		Tina Charles	@ Phoenix	7/02
Assists	11	Tanisha Wright	vs. New York	7/31
Steals	6	Skylar Diggins	@ Seattle	7/05
		Nneka Ogumike	vs. Tulsa	6/22
		Angel McCoughtry	@ Los Angeles	7/01
Turnovers	7	Skylar Diggins	@ Atlanta	7/25
		Angel McCoughtry	vs. Tulsa	6/22
		Shoni Schimmel	@ Atlanta	7/25
		Natasha Howard	vs. Atlanta	8/10
Blocked Shots	6	Brittney Griner	vs. Indiana	5/16
			vs. Phoenix	7/11

2014

CHICAGO SKY PLAYOFF MEDIA GUIDE



SKY VS. OPPONENT SCORING BREAKDOWNS

2014 SKY VS. OPPONENTS SCORING BREAKDOWN

Date	Opponent	Points in the Paint		Second Chance		Fast Break		Bench Points	
		Chi	Opp	Chi	Opp	Chi	Opp	Chi	Opp
May 16	vs. Indiana	36	36	15	16	11	11	15	11
May 17	@ New York	34	18	12	10	3	2	21	12
May 21	vs. Connecticut	36	32	9	7	4	10	13	9
May 24	vs. Atlanta	24	30	14	10	7	4	35	28
May 26	vs. Minnesota	32	32	13	10	6	13	26	12
May 30	vs. Connecticut	40	48	22	20	11	7	38	44
June 6	vs. Los Angeles	42	56	20	8	8	19	25	46
June 7	@ Atlanta	22	42	7	24	2	12	29	25
June 10	vs. Seattle	48	24	14	15	9	8	44	26
June 13	@ Washington	28	50	10	6	11	14	27	30
June 18	vs. New York	28	30	9	11	10	9	20	18
June 20	vs. Indiana	28	44	4	12	7	8	17	24
June 22	vs. Tulsa	40	46	10	16	20	11	37	14
June 25	@ Connecticut	44	34	8	12	4	14	17	9
June 27	@ New York	16	40	8	18	2	9	21	24
July 1	@ Los Angeles	44	32	14	6	8	20	20	17
July 2	@ Phoenix	20	36	8	10	6	17	26	21
July 5	@ Seattle	34	26	15	4	7	8	28	10
July 9	vs. Washington	26	24	5	16	15	7	21	17
July 11	vs. Phoenix	40	30	7	9	12	10	10	8
July 13	@ Atlanta	26	36	18	20	9	13	33	9
July 17	@ Indiana	22	42	22	12	0	5	25	23
July 22	vs. Indiana	34	18	10	12	6	3	11	21
July 25	@ Atlanta	32	32	11	16	6	20	19	23
July 27	@ Tulsa	36	32	10	18	8	26	22	11
July 29	@ San Antonio	30	34	12	20	15	10	6	45
July 31	vs. New York	36	38	13	21	14	9	30	29
August 3	vs. Washington	36	30	11	18	13	7	27	17
August 5	@ Connecticut	24	38	3	9	9	10	38	9
August 7	@ Minnesota	22	42	4	13	2	9	22	15
August 10	vs. Atlanta	22	32	10	14	8	11	34	25
August 13	@ Washington	42	30	17	7	5	4	33	12
August 16	@ Indiana	18	34	7	18	6	12	37	13
August 17	vs. San Antonio	26	52	7	12	11	12	32	40
	Totals	1068	1200	379	450	275	364	859	697
	Average	31.4	35.3	11.1	13.2	8.1	10.7	25.3	20.5

2014

CHICAGO SKY PLAYOFF MEDIA GUIDE



SKY LINE SCORES

2014 SKY LINE SCORES

Date	Opponent	FG	FGA	FG%	3P	3PA	3P%	FT	FTA	FT%	OR	DR	TR	A	PF	ST	TO	BS	PTS
May 16	vs. Indiana	25	65	38.5	2	8	25.0	22	26	84.6	13	23	36	15	17	5	15	10	74
May 17	@ New York	32	71	45.1	3	11	27.3	12	17	70.6	7	33	40	18	14	7	13	7	79
May 21	vs. Connecticut	31	60	51.7	3	9	33.3	13	14	92.9	5	30	35	19	26	6	17	12	78
May 24	vs. Atlanta	30	64	46.9	8	14	57.1	19	22	86.4	10	26	36	18	14	9	16	8	87
May 26	vs. Minnesota	30	72	41.7	6	16	37.5	6	7	85.7	10	28	38	18	19	4	11	6	72
May 30	vs. Connecticut	39	74	52.7	5	10	50.0	18	27	66.7	14	24	38	30	20	5	9	9	101
June 6	vs. Los Angeles	31	69	44.9	2	9	22.2	24	26	92.3	11	24	35	16	19	6	17	4	88
June 7	@ Atlanta	22	66	33.8	2	9	22.2	13	18	72.2	11	22	33	13	25	7	19	6	59
June 10	vs. Seattle	33	73	45.2	2	8	25.0	8	12	66.7	13	22	35	15	18	5	10	3	76
June 13	@ Washington	26	68	38.2	4	12	33.3	12	19	63.2	10	27	37	14	22	6	13	4	68
June 18	vs. New York	25	76	46.1	5	13	38.5	30	33	90.9	6	28	34	24	18	8	10	7	105
June 20	vs. Indiana	33	67	49.3	2	11	18.2	7	16	43.8	3	23	26	18	24	10	14	7	75
June 22	vs. Tulsa	39	77	50.6	3	14	21.4	18	22	81.8	8	26	34	26	30	9	14	11	99
June 25	@ Connecticut	28	67	41.8	3	12	25.0	10	11	90.9	8	19	27	13	19	10	12	9	69
June 27	@ New York	26	55	47.3	6	11	54.5	15	16	93.8	5	17	22	13	21	7	15	2	73
July 1	@ Los Angeles	33	63	52.4	3	11	27.4	21	26	80.8	9	30	39	18	16	7	21	5	90
July 2	@ Phoenix	29	75	38.7	6	19	31.6	5	8	62.5	7	25	32	10	18	9	7	2	69
July 5	@ Seattle	27	63	42.9	5	14	35.7	14	19	73.7	13	25	38	11	20	4	10	3	73
July 9	vs. Washington	21	67	31.3	1	11	9.1	22	24	91.7	13	29	42	14	21	6	15	6	65
July 11	vs. Phoenix	27	66	40.9	1	6	16.7	11	14	78.6	5	27	32	17	20	10	12	6	66
July 13	@ Atlanta	28	74	37.8	1	4	25.0	22	28	78.6	13	33	46	19	30	14	21	6	79
July 17	@ Indiana	21	58	36.2	5	12	41.7	17	20	85.0	10	24	34	9	12	4	21	6	64
July 22	vs. Indiana	21	59	35.6	2	13	15.3	16	17	94.1	8	21	29	11	18	11	11	6	60
July 25	@ Atlanta	28	52	53.8	1	4	25.0	22	25	88.0	7	21	28	21	20	14	24	3	79
July 27	@ Tulsa	28	72	38.9	2	11	18.2	11	13	84.6	11	21	32	16	24	6	12	5	69
July 29	@ San Antonio	26	62	41.9	2	7	28.6	20	24	83.3	10	20	30	11	8	5	14	5	74
July 31	vs. New York	31	66	47.0	4	6	66.7	21	25	84.0	8	30	38	21	13	7	8	5	87
August 3	vs. Washington	30	72	41.7	4	9	44.4	12	14	85.7	8	25	33	15	12	10	8	6	76
August 5	@ Connecticut	26	56	46.4	2	9	22.2	8	30	93.3	6	30	36	12	18	4	14	4	82
August 7	@ Minnesota	28	69	40.6	5	15	33.3	3	6	50.0	4	31	35	14	24	5	11	5	64
August 10	vs. Atlanta	27	63	42.9	8	14	57.1	18	22	81.8	6	26	32	20	13	7	11	8	80
August 13	@ Washington	28	61	45.9	2	6	33.3	14	18	77.8	7	34	41	16	19	2	14	3	72
August 16	@ Indiana	25	60	41.7	6	13	46.2	11	15	73.3	5	23	28	16	21	8	12	7	67
August 17	vs. San Antonio	29	62	46.8	3	7	42.9	11	15	73.3	7	22	29	14	15	7	15	4	72
	Sky Totals	963	2244	43.4	119	358	32.7	506	649	79.5	291	869	1160	555	648	244	466	200	2591

2014

CHICAGO SKY PLAYOFF MEDIA GUIDE



OPPONENTS LINE SCORES

2014 OPPONENTS LINE SCORES

Date	Opponent	FG	FGA	FG%	3P	3PA	3P%	FT	FTA	FT%	OR	DR	TR	A	PF	ST	TO	BS	PTS
May 16	vs. Indiana	27	72	37.5	4	13	30.8	13	18	72.2	12	21	33	19	21	10	10	13	71
May 17	@ New York	25	69	36.2	5	13	38.5	10	12	83.3	8	29	37	15	18	6	17	2	65
May 21	vs. Connecticut	24	68	35.3	3	9	33.3	17	21	81.0	10	19	29	12	22	6	11	4	68
May 24	vs. Atlanta	28	66	42.4	5	17	29.4	12	15	80.0	10	23	33	17	16	9	15	7	73
May 26	vs. Minnesota	29	68	42.6	2	8	25.0	15	16	93.8	8	31	39	16	13	8	8	0	75
May 30	vs. Connecticut	31	78	39.7	2	12	16.7	18	23	78.3	16	22	38	12	21	5	10	6	82
June 6	vs. Los Angeles	43	77	55.8	3	8	37.5	13	18	72.2	10	24	34	31	19	11	10	5	102
June 7	@ Atlanta	35	78	44.9	8	18	44.4	19	27	70.4	20	31	51	26	18	11	13	6	97
June 10	vs. Seattle	27	60	45.0	9	20	45.0	17	22	77.3	9	23	32	19	19	7	13	3	80
June 13	@ Washington	33	70	47.1	3	15	20.0	10	13	76.9	11	26	37	24	20	10	14	4	79
June 18	vs. New York	36	75	48.0	5	12	41.7	23	29	79.3	10	27	37	23	24	5	17	4	100
June 20	vs. Indiana	27	65	41.5	1	7	14.3	28	35	80.0	8	28	36	14	18	5	14	7	83
June 22	vs. Tulsa	37	74	50.0	10	17	58.8	21	27	77.8	11	27	38	20	22	9	17	5	105
June 25	@ Connecticut	28	76	36.4	6	20	30.0	17	20	85.0	22	24	46	17	13	7	14	8	79
June 27	@ New York	26	61	42.6	3	12	25.0	14	22	63.6	10	20	30	14	21	7	16	2	69
July 1	@ Los Angeles	32	71	45.1	4	15	26.7	15	17	88.2	6	18	24	24	20	14	11	6	83
July 2	@ Phoenix	30	66	45.5	7	17	41.2	20	24	83.3	12	35	47	22	10	1	13	6	87
July 5	@ Seattle	26	55	50.9	5	14	35.7	19	26	73.1	3	19	22	19	16	4	5	4	80
July 9	vs. Washington	23	63	36.5	6	20	30.0	20	23	87.0	7	26	33	19	21	11	12	8	72
July 11	vs. Phoenix	25	67	37.3	7	18	38.9	15	21	71.4	11	29	40	17	11	6	17	7	72
July 13	@ Atlanta	28	82	35.4	3	15	20.0	20	30	66.7	21	27	48	19	26	10	18	5	81
July 17	@ Indiana	35	74	47.3	3	14	21.4	9	13	69.2	10	22	32	11	19	14	8	3	82
July 22	vs. Indiana	21	57	36.8	6	17	35.3	9	20	45.0	10	25	35	12	21	6	18	3	57
July 25	@ Atlanta	29	67	43.4	2	11	18.2	15	17	88.2	10	17	27	20	22	16	20	3	75
July 27	@ Tulsa	24	63	38.1	6	18	33.3	25	32	78.1	12	25	37	15	14	8	12	5	79
July 29	@ San Antonio	38	75	50.7	8	23	34.8	8	8	100.0	13	26	39	27	20	8	11	3	92
July 31	vs. New York	29	69	42.0	3	11	27.3	13	21	61.9	11	24	35	17	19	7	12	10	74
August 3	vs. Washington	27	70	38.6	6	16	37.5	5	6	83.3	12	26	38	16	20	5	19	4	65
August 5	@ Connecticut	25	76	32.9	2	16	12.5	14	17	82.4	13	21	34	10	22	8	8	1	66
August 7	@ Minnesota	28	71	39.4	0	7	0.0	18	28	64.3	8	27	35	18	9	8	6	6	74
August 10	vs. Atlanta	25	69	36.2	8	19	42.1	11	15	73.3	10	27	37	15	22	4	15	8	69
August 13	@ Washington	24	69	34.8	5	19	26.3	16	19	84.2	7	22	29	18	18	6	6	2	69
August 16	@ Indiana	28	68	41.2	5	15	33.3	10	13	76.9	16	23	39	11	18	8	11	6	71
August 17	vs. San Antonio	36	74	48.6	4	18	22.2	8	10	80.0	14	26	40	24	15	9	11	3	84
	Opponent Totals	989	2363	41.9	159	504	30.2	517	678	75.8	381	840	1221	613	628	269	432	169	2660

2014

CHICAGO SKY PLAYOFF MEDIA GUIDE



SKY QUARTER-BY-QUARTER SHOOTING

2014 SKY QUARTER-BY-QUARTER SHOOTING

Date	Opponent	W/L	1st Q		2nd Q		1st H		3rd Q		4th Q		OT		2nd H		Total	
			FG	FGA	FG	FGA	FG	FGA	FG	FGA	FG	FGA	FG	FGA	FG	FGA	FG	FGA
May 16	vs. Indiana	W	6	18	7	19	13	37	8	16	4	12	--	--	12	28	25	65
May 17	@ New York	W	7	19	9	16	16	35	6	19	10	17	--	--	16	36	32	71
May 21	vs. Connecticut	W	9	16	9	13	18	29	6	16	7	15	--	--	13	31	31	60
May 24	vs. Atlanta	W	8	18	6	15	14	33	7	15	9	16	--	--	16	31	30	64
May 26	vs. Minnesota	L	8	19	8	17	16	36	7	18	7	18	--	--	14	36	30	72
May 30	vs. Connecticut	W	10	18	9	17	19	35	12	23	8	16	--	--	20	39	39	74
June 6	vs. Los Angeles	L	7	15	6	15	13	30	7	18	11	21	--	--	18	39	31	69
June 7	@ Atlanta	L	6	13	6	15	12	28	7	19	3	18	--	--	10	37	22	65
June 10	vs. Seattle	L	7	14	7	21	14	35	9	21	10	18	--	--	19	39	33	74
June 13	@ Washington	L	5	16	9	23	14	39	6	14	6	15	--	--	12	29	26	68
June 18	vs. New York	W	7	15	3	15	10	30	11	20	8	18	6	8	25	46	35	76
June 20	vs. Indiana	L	7	17	10	17	17	34	8	14	8	19	--	--	16	33	33	67
June 22	vs. Tulsa	L	10	19	9	17	19	36	8	18	9	16	3	7	20	41	39	77
June 25	@ Connecticut	L	13	20	5	12	18	32	5	18	5	17	--	--	10	35	28	67
June 27	@ New York	W	7	13	11	16	18	29	5	14	3	12	--	--	8	26	26	55
July 1	@ Los Angeles	W	9	19	8	17	17	36	9	12	7	15	--	--	16	27	33	63
July 2	@ Phoenix	L	5	18	12	20	17	38	6	18	6	19	--	--	12	37	29	75
July 5	@ Seattle	L	7	16	9	14	16	30	7	20	4	13	--	--	11	33	27	63
July 9	vs. Washington	L	7	14	5	18	12	32	4	15	5	20	--	--	9	35	21	67
July 11	vs. Phoenix	L	8	19	5	17	13	36	9	19	5	11	--	--	14	30	27	66
July 13	@ Atlanta	L	7	17	10	20	17	37	4	15	5	14	2	8	9	29	26	74
July 17	@ Indiana	L	6	16	4	13	10	29	5	13	6	16	--	--	11	29	21	58
July 22	vs. Indiana	W	5	14	5	17	10	31	6	17	5	11	--	--	11	28	21	59
July 25	@ Atlanta	W	11	16	8	14	19	30	6	11	3	11	--	--	9	22	28	52
July 27	@ Tulsa	L	8	19	8	15	16	34	7	20	5	18	--	--	12	38	28	72
July 29	@ San Antonio	L	10	18	3	12	13	30	7	16	6	16	--	--	13	32	26	62
July 31	vs. New York	W	8	17	7	17	15	34	8	17	8	15	--	--	16	32	31	66
August 3	vs. Washington	W	9	20	9	18	18	38	5	14	7	20	--	--	12	34	30	72
August 5	@ Connecticut	W	4	12	5	17	9	29	8	14	9	13	--	--	17	27	26	56
August 7	@ Minnesota	L	5	21	5	20	10	41	10	15	8	13	--	--	18	28	28	69
August 10	vs. Atlanta	W	10	20	4	12	14	32	6	14	7	17	--	--	13	31	27	63
August 13	@ Washington	W	8	16	4	13	12	29	9	17	7	15	--	--	16	32	28	61
August 16	@ Indiana	L	5	12	6	18	11	30	7	17	7	13	--	--	14	30	25	60
August 17	vs. San Antonio	L	10	17	5	18	15	35	9	16	5	11	--	--	14	27	29	62
	Season Totals	15-19	259	571	236	558	495	1129	244	563	223	505	11	23	476	1107	971	2244
	Season %	0.4412	0.4536	0.4229	0.4384	0.4334	0.4416	0.4783	0.4300	0.4327								



OPPONENT QUARTER-BY-QUARTER SHOOTING

2014 OPPONENT QUARTER-BY-QUARTER SHOOTING

			1st Q		2nd Q		1st H		3rd Q		4th Q		OT		2nd H		Total	
Date	Opponent	W/L	FG	FGA	FG	FGA	FG	FGA	FG	FGA	FG	FGA	FG	FGA	FG	FGA	FG	FGA
May 16	vs. Indiana	W	12	20	5	14	17	34	7	22	3	16	--	--	10	38	27	72
May 17	@ New York	W	7	19	6	18	13	37	8	16	4	16	--	--	12	32	25	69
May 21	vs. Connecticut	W	7	16	3	21	10	37	6	12	8	19	--	--	14	31	24	68
May 24	vs. Atlanta	W	9	16	8	17	17	33	5	13	6	20	--	--	11	33	28	66
May 26	vs. Minnesota	L	6	19	11	19	17	38	5	15	7	15	--	--	12	30	29	68
May 30	vs. Connecticut	W	8	15	4	19	12	34	10	26	9	18	--	--	19	44	31	78
June 6	vs. Los Angeles	L	14	22	12	20	26	42	9	19	8	16	--	--	17	35	43	77
June 7	@ Atlanta	L	10	22	8	17	18	39	8	16	9	23	--	--	17	39	35	78
June 10	vs. Seattle	L	7	18	9	17	16	35	7	13	4	12	--	--	11	25	27	60
June 13	@ Washington	L	7	18	11	17	18	35	5	18	10	17	--	--	15	35	33	70
June 18	vs. New York	W	6	17	8	14	14	31	8	19	8	14	6	11	22	44	36	75
June 20	vs. Indiana	L	8	18	5	15	13	33	7	16	7	16	--	--	14	32	27	65
June 22	vs. Tulsa	L	9	16	5	19	14	35	11	17	6	15	6	7	23	39	37	74
June 25	@ Connecticut	L	8	17	7	21	15	38	9	20	4	18	--	--	13	38	28	76
June 27	@ New York	W	6	17	7	17	13	34	7	16	6	11	--	--	13	27	16	61
July 1	@ Los Angeles	W	9	19	8	17	17	36	9	12	7	15	--	--	16	27	32	71
July 2	@ Phoenix	L	5	14	7	17	12	31	9	20	9	15	--	--	18	35	30	66
July 5	@ Seattle	L	10	16	9	17	19	33	2	8	7	14	--	--	9	22	28	55
July 9	vs. Washington	L	6	14	8	16	14	30	6	19	3	14	--	--	9	33	23	63
July 11	vs. Phoenix	L	6	19	6	17	12	36	6	16	7	15	--	--	13	31	25	67
July 13	@ Atlanta	L	7	21	7	14	14	35	7	21	6	19	2	7	13	40	29	82
July 17	@ Indiana	L	10	20	10	20	20	40	4	19	11	15	--	--	15	34	35	74
July 22	vs. Indiana	W	6	17	2	13	8	30	9	18	4	9	--	--	13	27	21	57
July 25	@ Atlanta	W	5	19	8	12	13	31	5	15	11	21	--	--	16	36	29	67
July 27	@ Tulsa	L	4	16	5	18	9	34	7	14	8	15	--	--	15	29	24	63
July 29	@ San Antonio	L	11	16	7	18	18	34	11	21	9	20	--	--	20	41	38	75
July 31	vs. New York	W	10	19	5	14	15	33	9	22	5	14	--	--	14	36	29	69
August 3	vs. Washington	W	5	17	8	19	13	37	9	21	5	12	--	--	14	33	27	70
August 5	@ Connecticut	W	8	21	9	18	17	39	2	23	6	14	--	--	8	37	25	76
August 7	@ Minnesota	L	8	18	4	17	12	35	5	15	11	21	--	--	16	36	28	71
August 10	vs. Atlanta	W	6	10	7	21	13	21	6	16	6	22	--	--	12	38	25	69
August 13	@ Washington	W	3	17	8	21	11	38	6	16	7	15	--	--	13	31	24	69
August 16	@ Indiana	L	14	21	4	16	18	37	3	13	7	18	--	--	10	31	28	68
August 17	vs. San Antonio	L	11	19	11	18	22	37	6	18	8	19	--	--	14	37	36	74
	Season Totals	15-19	268	603	242	588	510	1182	233	585	236	553	14	25	481	1156	982	2363
	Season %		0.4444			0.4116		0.4315		0.3983		0.4268		0.5600		0.4161		0.4156



SCORING BY QUARTER

2014 SCORING BY QUARTER

Date	Opponent	W/L	Chicago Sky								Opponents							
			1st		2nd		3rd		4th		1st		2nd		3rd		4th	
			1st	2nd	Half	3rd	4th	Half	OT	Total	1st	2nd	Half	3rd	4th	Half	OT	Total
May 16	vs. Indiana	W	14	22	36	20	18	38	--	74	30	16	46	15	10	25	--	71
May 17	@ New York	W	16	27	43	12	24	36	--	79	18	17	35	20	10	30	--	65
May 21	vs. Connecticut	W	24	21	45	14	19	33	--	78	18	8	26	20	22	42	--	68
May 24	vs. Atlanta	W	22	19	41	24	22	46	--	87	20	19	39	18	16	34	--	73
May 26	vs. Minnesota	L	19	20	39	17	16	33	--	72	16	26	42	19	14	33	--	75
May 30	vs. Connecticut	W	26	25	51	26	24	50	--	101	23	18	41	20	21	41	--	82
June 6	vs. Los Angeles	L	21	23	44	18	26	44	--	88	32	29	61	20	21	41	--	102
June 7	@ Atlanta	L	16	15	31	17	11	28	--	59	30	26	56	17	24	41	--	97
June 10	vs. Seattle	L	14	16	30	24	22	46	--	76	18	24	42	20	18	38	--	80
June 13	@ Washington	L	12	22	34	19	15	34	--	68	14	24	38	16	25	41	--	79
June 18	vs. New York	W	20	15	35	29	22	51	19	105	15	23	38	21	27	48	14	100
June 20	vs. Indiana	L	17	21	38	21	16	37	--	75	19	21	40	18	25	43	--	83
June 22	vs. Tulsa	L	24	24	48	20	20	51	11	99	27	11	38	24	26	67	17	105
June 25	@ Connecticut	L	30	15	45	10	14	24	--	69	21	18	39	27	13	40	--	79
June 27	@ New York	W	25	25	50	11	12	23	--	73	16	21	37	17	15	32	--	69
July 1	@ Los Angeles	W	22	19	41	23	26	49	--	90	27	17	44	13	26	39	--	83
July 2	@ Phoenix	L	11	27	27	13	18	31	--	69	19	25	25	23	20	43	--	87
July 5	@ Seattle	L	23	22	45	15	13	28	--	73	26	19	45	15	20	35	--	80
July 9	vs. Washington	L	18	19	41	11	17	24	--	65	20	21	37	19	12	35	--	72
July 11	vs. Phoenix	L	18	12	30	21	15	36	--	66	15	14	29	22	21	43	--	72
July 13	@ Atlanta	L	20	26	46	9	18	27	6	79	16	26	42	17	14	31	8	81
July 17	@ Indiana	L	21	10	31	17	16	33	--	64	21	24	45	8	29	37	--	82
July 22	vs. Indiana	W	13	16	20	15	16	31	--	60	14	6	29	21	16	37	--	57
July 25	@ Atlanta	W	26	17	43	18	18	36	--	79	10	19	29	18	28	46	--	75
July 27	@ Tulsa	L	21	20	41	15	13	28	--	69	19	14	33	23	23	46	--	79
July 29	@ San Antonio	L	24	13	37	19	18	37	--	74	27	21	48	22	22	44	--	92
July 31	vs. New York	W	22	17	39	26	22	48	--	87	22	14	36	25	13	38	--	74
August 3	vs. Washington	W	20	23	43	18	15	33	--	76	11	20	31	21	13	34	--	65
August 5	@ Connecticut	W	20	16	36	22	24	46	--	82	19	22	41	10	15	25	--	66
August 7	@ Minnesota	L	11	13	24	22	18	40	--	64	17	13	30	14	30	44	--	74
August 10	vs. Atlanta	W	21	11	32	23	25	48	--	80	20	16	36	17	16	33	--	69
August 13	@ Washington	W	19	12	31	19	20	39	--	72	10	19	29	16	24	40	--	69
August 16	@ Indiana	L	16	15	31	21	15	36	--	67	32	12	44	10	17	27	--	71
August 17	vs. San Antonio	L	21	14	35	19	18	37	--	72	22	29	51	14	19	33	--	84
	Season Totals		667	632	1283	628	626	1261	36	2591	684	652	1322	620	665	1306	39	2660
	Season Average		19.6	18.6	37.7	18.5	18.4	37.1	12.0	76.2	20.1	19.2	38.9	18.2	19.6	38.4	13.3	78.2
	Season High		30	27	51	29	26	51	19	105	32	29	61	27	30	67	17	105
	Season Low		11	10	20	9	11	23	6	59	10	6	25	8	10	25	8	57



2014 SKY BOX SCORES

NATIONAL BASKETBALL ASSOCIATION

5/16/2014 Allstate Arena, Rosemont, IL
Officials: #22 Tyler Ford, #38 Lamont Simpson, #53 Jeff Smith

OFFICIAL SCORER'S REPORT

FINAL BOX

VISITOR: Indiana Fever (0-1)

NO	PLAYER	MIN	FG	FGA	3P	3PA	FT	FTA	OR	DR	TOT	A	PF	ST	TO	BS	PTS
33	Natasha Howard	F 32:30	6	16	0	0	4	6	5	5	10	2	5	3	1	6	16
25	Marissa Coleman	F 28:16	5	14	1	3	2	2	0	4	4	3	3	2	3	2	13
2	Eriana Larkins	C 22:33	4	5	0	0	0	0	4	8	1	4	1	0	2	8	
20	Briann January	G 25:16	4	11	1	2	0	0	1	1	6	0	0	1	0	9	
1	Shavonte Zellous	G 32:35	3	10	1	5	7	10	1	2	3	3	2	2	2	14	
12	Jasmine Hassell	14:08	2	3	0	0	0	0	0	0	0	1	4	2	2	0	4
4	Sydney Carter	14:44	2	6	1	2	0	0	0	1	1	0	0	0	1	5	
13	Karima Christmas	17:44	1	4	0	0	0	0	2	2	4	2	2	0	0	2	
11	Lynetta Kizer	4:50	0	0	0	0	0	0	0	2	2	0	1	0	0	0	
8	Maggie Lucas	7:25	0	3	0	1	0	0	0	0	0	0	0	0	0	1	
24	Tamika Catchings	NWT - Sore Back															
5	Laysia Clarendon	NWT - Concussion															
TOTALS:			27	72	4	13	13	18	12	21	33	19	21	10	10	13	71
PERCENTAGES:				37.5%		30.8%		72.2%			TM REB: 10					TOT TO: 10 (10 PTS)	

HOME: CHICAGO SKY (1-0)

NO	PLAYER	MIN	FG	FGA	3P	3PA	FT	FTA	OR	DR	TOT	A	PF	ST	TO	BS	PTS
11	Elena Delle Donne	F 36:20	6	17	1	4	10	11	2	3	5	3	3	0	2	1	23
51	Jessica Breland	F 33:59	4	8	0	0	5	6	3	6	9	2	3	3	2	6	13
45	Sasha Goodlett	C 26:10	3	8	0	0	3	4	5	10	2	2	0	2	2	9	
1	Tamera Young	G 34:09	2	8	0	0	1	2	1	3	4	1	2	0	0	5	
22	Courtney Vandersloot	G 30:05	4	11	1	2	0	0	1	3	4	5	3	0	3	0	9
14	Allie Oulguley	13:32	1	5	0	2	0	0	1	0	1	2	3	1	1	0	2
9	Markisha Gatling	13:50	2	3	0	0	2	2	0	2	2	0	1	0	1	6	
21	Jamiera Faulkner	9:55	3	4	0	0	1	1	0	1	0	1	0	0	1	7	
25	Gennifer Brandon	1:46	0	1	0	0	0	0	0	0	0	0	0	0	1	0	
0	Courtney Clements	0:14	0	0	0	0	0	0	0	0	0	0	0	0	0	0	
3	Aaryn Ellenberg	DNP - Coach's Decision															
34	Sylvia Fowles	DND - Hip															
10	Epiphanny Prince	NWT - Personal															
TOTALS:			25	65	2	8	22	26	13	23	36	15	17	5	15	10	74
PERCENTAGES:				38.5%		25.0%		84.6%			TM REB: 15					TOT TO: 17 (18 PTS)	

SCORE BY PERIODS	1	2	3	4	FINAL
Fever	30	16	15	10	71
SKY	14	22	20	18	74

Technical Fouls - Individual

Fever (1): Larkins 1:08 4th

SKY: NONE

Pts. in the Pl. Fever 36 (18/38), SKY 36 (18/38)

2nd Chance Pts. Fever 16 (8/13), SKY 15 (6/13)

FB Pts. Fever 11 (2/2), SKY 11 (4/8)

Biggest Lead Fever 18, SKY 3

Lead Changes 6

Times Tied 4

MEMO: Sky - Largest opening night attendance (Previous 6,609 vs Conn 6/10/11)

MEMO: Sky - 8th time team has had 10 or more blocks in a game (Last 7/20/13 vs NY)

MEMO: 1st Sky win vs Indiana at Allstate Arena since 8/7/11

Copyright (c) 2014 NBA Properties, INC. All Rights Reserved

NATIONAL BASKETBALL ASSOCIATION

5/17/2014 Madison Square Garden, New York, NY
Officials: #11 Lauren Holtkamp, #21 Byron Jarrett, #55 Eric Brewton

OFFICIAL SCORER'S REPORT

FINAL BOX

VISITOR: Chicago Sky (2-0)

NO	PLAYER	MIN	FG	FGA	3P	3PA	FT	FTA	OR	DR	TOT	A	PF	ST	TO	BS	PTS
11	Elena Delle Donne	F 36:26	8	20	1	4	6	6	1	4	5	2	1	2	1	2	23
51	Jessica Breland	F 30:51	6	12	0	1	2	2	9	11	4	2	0	0	0	13	
45	Sasha Goodlett	C 27:26	4	8	0	0	0	1	1	4	5	0	4	2	2	8	
1	Tamera Young	G 15:35	1	5	0	0	0	2	3	2	5	1	2	0	0	2	
22	Courtney Vandersloot	G 32:04	5	12	0	2	2	3	0	5	8	2	3	4	2	12	
21	Jamiera Faulkner	8:20	0	0	0	0	0	0	0	2	2	0	0	0	0	0	
9	Markisha Gatling	12:34	2	2	0	0	0	0	0	3	3	0	1	0	0	4	
14	Allie Oulguley	26:33	4	8	2	3	2	2	0	2	2	2	1	0	1	12	
0	Courtney Clements	6:22	1	2	0	1	1	0	1	1	0	0	0	0	0	3	
25	Gennifer Brandon	3:25	1	2	0	0	0	0	1	1	0	1	0	0	0	2	
3	Aaryn Ellenberg	0:24	0	0	0	0	0	0	0	0	0	0	0	0	0	0	
TOTALS:			32	71	3	11	12	17	7	33	40	19	14	7	13	7	79
PERCENTAGES:				45.1%		27.3%		70.6%			TM REB: 8					TOT TO: 13 (15 PTS)	

HOME: NEW YORK LIBERTY (1-1)

NO	PLAYER	MIN	FG	FGA	3P	3PA	FT	FTA	OR	DR	TOT	A	PF	ST	TO	BS	PTS
1	Delisha Milton-Jones	F 25:12	4	7	1	2	0	0	0	3	3	1	4	1	3	0	13
17	Essence Carson	F 33:33	6	13	1	2	0	0	0	6	6	2	0	0	4	0	9
31	Tina Charles	C 34:13	7	16	0	0	1	2	3	9	12	0	2	1	2	0	15
23	Cappie Pondexter	G 30:24	3	16	2	5	6	7	2	3	5	3	2	2	2	0	14
51	Anna Cruz	G 33:19	1	4	0	1	0	0	1	1	2	6	2	1	3	2	2
21	Alex Montgomery	16:30	2	6	0	2	0	0	0	2	2	0	3	1	0	0	4
33	Plenette Montgomerie	11:40	1	3	0	0	3	3	2	1	3	2	1	0	0	2	5
45	Kara Braxton	5:47	0	1	0	0	0	0	0	1	1	0	0	0	0	0	
14	Sugar Rodgers	3:59	1	2	1	1	0	0	0	1	1	0	1	0	0	3	
15	Toni Young	3:08	0	1	0	0	0	0	0	1	1	1	1	0	0	0	
0	Chucky Jeffery	2:15	0	0	0	0	0	0	0	1	1	0	2	0	0	0	
4	Kamiko Williams	NWT - Torn Right ACL															
TOTALS:			25	69	5	13	10	12	8	29	37	15	18	6	17	2	65
PERCENTAGES:				36.2%		38.5%		83.3%			TM REB: 5					TOT TO: 17 (17 PTS)	

SCORE BY PERIODS

SKY	1	2	3	4	FINAL
SKY	16	27	12	24	79
LIBERTY	18	17	20	10	65

Technical Fouls - Defensive Three Second

SKY (1): 3:37 1st

LIBERTY: NONE

Pts. in the Pl. Sky 34 (17/31), LIBERTY 18 (9/32)

2nd Chance Pts. Sky 12 (4/6), LIBERTY 10 (3/8)

FB Pts. Sky 3 (1/1), LIBERTY 2 (1/3)

Biggest Lead Sky 15, LIBERTY 4

Lead Changes 5

Times Tied 9

Copyright (c) 2014 NBA Properties, INC. All Rights Reserved

NATIONAL BASKETBALL ASSOCIATION

5/21/2014 Allstate Arena, Rosemont, IL
Officials: #4 Sue Blauch, #42 Roy Gulbeyan, #49 Kevin Sparrock

OFFICIAL SCORER'S REPORT

FINAL BOX

VISITOR: Connecticut Sun (0-3)

NO	PLAYER	MIN	FG	FGA	3P	3PA	FT	FTA	OR	DR	TOT	A	PF	ST	TO	BS	PTS
5	Kelsey Griffin	F 32:11	3	7	1	1	0	0	5	6	11	1	4	1	2	0	7
25	Alyssa Thomas	F 19:53	3	5	0	0	2	3	0	1	1	0	4	0	2	0	8
13	Chiney Ogumwike	C 30:34	8	17	0	0	2	2	1	7	8	0	3	0	2	2	18
23	Katie Douglas	G 38:09	2	6	1	3	9	1	1	2	3	1	0	3	0	14	
3	Allison Hightower	G 32:35	5	11	1	1	1	1	0	0	0	1	4	3	0	12	
21	Renee Montgomery	15:22	1	5	0	2	0	0	0	2	2	3	1	0	0	0	2
14	Kelsey Bone	8:26	0	8	0	1	2	1	2	0	1	0	1	0	1	1	
4	Danielle McCray	7:52	0	3	0	0	0	0	0	0	0	1	0	0	0	0	
7	Kayla Pedersen	5:58	1	1	0	0	0	1	2	1	1	0	0	0	0	2	
20	Alex Bentley	9:00	1	5	0	1	2	4	1	0	1						

2014

CHICAGO SKY PLAYOFF MEDIA GUIDE



2014 SKY BOX SCORES

NATIONAL BASKETBALL ASSOCIATION OFFICIAL SCORER'S REPORT FINAL BOX
 5/26/2014 Allstate Arena, Rosemont, IL
 Officials: #18 Kurt Walker, #34 Maj Forsberg, #39 Michael Price

Time of Game: 1:51
Attendance: 6,058

VISITOR: Minnesota Lynx (5-0)

NO	PLAYER	MIN	FG	FGA	3P	3PA	FT	FTA	OR	DR	TOT	A	PF	ST	TO	BS	PTS	
23	Maya Moore	F 34:29	5	14	1	3	3	3	1	6	7	3	2	3	2	0	14	
34	Damiris Dantas	F 22:57	1	5	0	0	0	0	2	5	7	2	3	0	0	0	2	
4	Janel McCarville	C 31:09	3	8	0	0	2	2	3	9	12	2	1	1	2	0	8	
33	Seimone Augustus	G 34:32	7	16	0	3	3	3	0	6	6	3	3	2	0	0	17	
13	Lindsay Whalen	G 33:47	9	14	0	0	4	5	0	3	3	4	2	0	0	0	22	
00	Lindsey Moore	8:28	0	1	0	1	0	0	0	0	0	0	1	0	0	0	0	
31	Asia Taylor	11:26	0	3	0	0	2	2	2	1	3	1	2	0	1	0	2	
5	Tan White	23:02	4	7	1	1	1	1	0	1	1	1	0	4	1	0	10	
32	Rabeekah Brunson	NWT - Arthroscopic Surgery on Right Knee																
20	Tricia Liston	DNP - Coach's Decision																
14	Deveaux Peters	NWT - Arthroscopic Surgery on Left Knee																
22	Monica Wright	NWT - Arthroscopic Surgery on Left Knee																
TOTALS:		29	68	2	8	15	16	8	31	39	16	13	8	8	0	0	75	
PERCENTAGES:		42.6%	25.0%	93.8%	TM REB: 1		TOT TO: 8 (3 PTS)											

HOME: CHICAGO SKY (4-1)

NO	PLAYER	MIN	FG	FGA	3P	3PA	FT	FTA	OR	DR	TOT	A	PF	ST	TO	BS	PTS	
11	Elena Delle Donne	F 35:46	7	19	2	6	0	0	3	3	6	2	1	1	2	2	16	
51	Jessica Breland	F 24:36	6	12	0	0	4	5	4	11	15	1	1	0	2	0	16	
45	Sasha Goodlett	C 17:53	3	5	0	0	0	0	0	1	1	0	2	0	1	1	6	
1	Tamera Young	G 31:53	0	4	0	0	0	0	1	4	5	0	3	3	0	0	0	
22	Courtney Vandersloot	G 24:17	4	8	0	1	0	0	1	1	2	10	5	0	3	0	8	
9	Markeisha Gatling	10:20	0	0	0	0	0	0	0	1	1	0	2	0	0	0	0	
14	Allie Quigley	15:24	5	13	3	5	2	2	0	2	2	0	3	0	2	1	15	
0	Courtney Clements	14:08	2	4	0	0	0	0	1	2	3	0	1	0	0	0	4	
21	Jamierra Faulkner	15:43	3	7	1	4	0	0	0	3	3	5	1	0	1	0	7	
25	Gennifer Brandon	DNP - Coach's Decision																
34	Sylvia Fowles	DND - Hip																
10	Epiphanny Prince	DND - Personal																
TOTALS:		30	72	6	16	6	7	10	28	38	18	19	4	11	6	7	72	
PERCENTAGES:		41.7%	37.5%	85.7%	TM REB: 5		TOT TO: 11 (10 PTS)											

SCORE BY PERIODS
 Lynx 1 2 3 4 FINAL
 SKY 18 26 19 14 75
 SKY 19 20 17 16 72

Technical Fouls - Defensive Three Second
 Lynx: NONE
 SKY (1): 2:17 3rd

Pts. in the Pt. Lynx 32 (16/34), SKY 32 (16/27)
 2nd Chance Pts. Lynx 10 (4/7), SKY 13 (5/9)
 FB Pts. Lynx 13 (8/9), SKY 6 (3/3)

MEMO: Vandersloot- 9th assist made her Sky career leader in assists (Prev Canty- 507)

Copyright (c) 2014 NBA Properties, INC. All Rights Reserved

NATIONAL BASKETBALL ASSOCIATION OFFICIAL SCORER'S REPORT FINAL BOX
 6/8/2014 Allstate Arena, Rosemont, IL
 Officials: #42 Roy Gulbeyan, #46 Tim Greene, #8 Daryl Humphrey

Time of Game: 2:03
Attendance: 6,681

VISITOR: Los Angeles Sparks (3-3)

NO	PLAYER	MIN	FG	FGA	3P	3PA	FT	FTA	OR	DR	TOT	A	PF	ST	TO	BS	PTS	
0	Alana Beard	F 21:33	6	10	0	0	2	4	0	4	4	2	2	1	2	1	14	
30	Nineka Ogumwike	F 16:30	6	11	0	0	6	6	4	2	6	0	4	3	0	2	18	
42	Jantel Lavender	C 24:04	4	10	0	0	0	0	1	2	3	5	2	3	2	0	8	
22	Armittie Herrington	G 28:24	4	8	0	0	0	0	1	1	2	4	1	1	0	1	8	
10	Lindsey Harding	G 30:45	3	6	1	2	2	2	1	3	7	2	0	0	0	0	8	
20	Kristi Toliver	29:57	7	11	3	5	1	2	0	2	2	5	2	1	1	0	18	
3	Candace Parker	21:57	8	12	0	2	1	2	1	5	6	1	1	2	0	1	7	
7	Sandrine Gruda	17:30	4	8	0	0	1	2	1	5	6	2	4	1	0	1	9	
13	Farhiya Abdi	6:44	1	1	0	0	0	0	0	0	0	0	0	0	0	0	2	
54	Nikki Greene	2:37	0	0	0	0	0	0	0	2	2	0	1	0	2	0	0	
2	Candice Wiggins	DNP - Coach's Decision																
TOTALS:		43	77	3	8	13	18	10	24	34	31	19	11	10	5	10	2	
PERCENTAGES:		55.8%	37.5%	72.2%	TM REB: 4		TOT TO: 10 (8 PTS)											

HOME: CHICAGO SKY (5-2)

NO	PLAYER	MIN	FG	FGA	3P	3PA	FT	FTA	OR	DR	TOT	A	PF	ST	TO	BS	PTS	
11	Elena Delle Donne	F 30:08	6	16	1	3	16	6	8	14	1	1	1	1	1	1	33	
51	Jessica Breland	F 19:44	2	9	0	0	2	2	0	1	2	3	1	2	0	6		
45	Sasha Goodlett	C 19:29	2	7	0	0	3	4	2	2	4	0	2	1	1	7		
1	Tamera Young	G 30:30	7	8	0	0	1	2	1	2	3	1	3	0	0	0	15	
22	Courtney Vandersloot	G 27:14	1	4	0	0	0	0	1	3	4	4	2	1	6	1	2	
14	Allie Quigley	27:42	2	9	0	4	2	2	0	3	3	2	2	0	3	0	6	
9	Markeisha Gatling	17:28	2	5	0	0	0	0	1	1	2	0	2	0	0	0	4	
0	Courtney Clements	12:22	1	2	0	0	0	0	0	3	3	2	2	1	0	0	2	
21	Jamierra Faulkner	12:46	6	10	1	2	0	0	1	1	4	2	1	4	1	13		
25	Gennifer Brandon	2:37	0	0	0	0	0	0	0	0	0	0	0	0	0	0	0	
34	Sylvia Fowles	DNP - Coach's Decision																
10	Epiphanny Prince	DNP - Coach's Decision																
TOTALS:		31	69	2	9	24	26	11	24	35	16	19	6	17	4	8		
PERCENTAGES:		44.9%	22.2%	92.3%	TM REB: 6		TOT TO: 17 (28 PTS)											

SCORE BY PERIODS
 Sparks 32 20 21 102
 SKY 21 23 18 26 86

Pts. in the Pt. Sparks 56 (28/43), SKY 42 (21/40)
 2nd Chance Pts. Sparks 8 (3/8), SKY 20 (5/8)
 FB Pts. Sparks 19 (8/10), SKY 8 (3/4)

MEMO: Delle Donne- Ties Sky record for points in half (Last Fowles @ Sea 9/11/11-2nd)
 MEMO: Sparks 61 points in 1st half most by opponent (Prev 60 vs Pho 8/18/09-2nd)
 MEMO: Delle Donne- New career high in points (prev 32 vs Minn 8/11/13)
 MEMO: Delle Donne- New WNBA record for most FT without miss in game (Prev 14)
 MEMO: Previous : L. Leslie 7/15/00, T. Catchings 7/21/09 & D. Taurasi 7/24/10

Copyright (c) 2014 NBA Properties, INC. All Rights Reserved

NATIONAL BASKETBALL ASSOCIATION OFFICIAL SCORER'S REPORT FINAL BOX
 5/30/2014 Allstate Arena, Rosemont, IL
 Officials: #19 Tiara Cruse, #21 Byron Jarrett, #9 Denise Brooks

Time of Game: 1:58
Attendance: 5,693

VISITOR: Connecticut Sun (1-5)

NO	PLAYER	MIN	FG	FGA	3P	3PA	FT	FTA	OR	DR	TOT	A	PF	ST	TO	BS	PTS	
23	Katie Douglas	F 22:27	0	7	0	3	2	2	1	1	2	1	2	1	2	1	0	
5	Kelsey Griffin	F 16:57	3	8	1	2	2	3	2	5	0	3	0	1	1	9		
13	Chiney Ogumwike	C 31:28	3	10	0	0	5	6	4	6	10	0	5	0	3	11		
20	Alex Bentley	G 31:34	6	12	0	2	0	0	0	0	0	5	3	1	2	0	12	
3	Allison Hightower	G 24:17	1	6	0	2	2	2	0	2	2	2	3	0	0	0	4	
14	Kelsey Bone	27:01	9	18	0	0	2	2	3	4	7	2	4	0	2	2	20	
25	Alyssa Thomas	22:02	5	10	0	0	3	5	4	5	9	1	1	0	1	0	13	
4	Danielle McCray	9:24	0	2	0	1	0	0	0	1	1	1	0	1	1	0	0	
21	Renee Montgomery	7:56	4	5	1	2	2	4	0	0	0	0	0	0	2	0	11	
7	Kayla Pedersen	4:34	0	0	0	0	0	0	0	0	0	1	1	0	0	0	0	
34	Kelly Faris	2:20	0	0	0	0	0	0	0	1	0	1	0	1	0	0	0	
52	Kelley Cain	DND - Left Foot																
TOTALS:		31	78	2	12	18	23	16	22	38	10	21	5	11	10	6	82	
PERCENTAGES:		39.7%	16.7%	78.3%	TM REB: 10		TOT TO: 11 (13 PTS)											

HOME: CHICAGO SKY (5-1)

NO	PLAYER	MIN	FG	FGA	3P	3PA	FT	FTA	OR	DR	TOT	A	PF	ST	TO	BS	PTS	
11	Elena Delle Donne	F 29:37	9	20	2	4	8	8	2	0	2	3	0	0	1	2	28	
51	Jessica Breland	F 27:10	8	11	0	0	2	4	3	7	10	6	4	2	0	5	18	
45	Sasha Goodlett	C 20:31	4	4	0	0	0	2	2	3	5	1	4	0	0	1	8	
1	Tamera Young	G 22:54	4	7	0	0	1	2	1	6	7	1	2	0	0	0	9	
22	Courtney Vandersloot	G 26:15	0	4	0	0	0	1	2	0	1	1	1	1	1	1	0	
9	Markeisha Gatling	16:11	3	5	0	0	0	2	3	1	4	0	4	1	2	1	7	
14	Allie Quigley	20:12	5	10	2	4	3	3	0	1	1	2	0	0	0	0	15	
0	Courtney Clements	14:08	3	5	1	1	0	0	1	0	1	0	1	0	1	0	7	
21	Jamierra Faulkner	13:46	2	5	0	1	2	2	0	1	1	4	3	1	4	0	6	
25	Gennifer Brandon	9:18	1	3	0	0	1	2	2	4	6	0	1	1	0	0	3	
34	Sylvia Fowles	DNP - Coach's Decision																
10	Epiphanny Prince	DNP - Coach's Decision																
TOTAL																		

2014

CHICAGO SKY PLAYOFF MEDIA GUIDE



2014 SKY BOX SCORES

NATIONAL BASKETBALL ASSOCIATION

6/10/2014 Allstate Arena, Rosemont, IL
Officials: #11 Lauren Holtkamp, #31 Amy Bonner, #55 Eric Brewton

OFFICIAL SCORER'S REPORT FINAL BOX

Time of Game: 1:54
Attendance: 3,958

VISITOR: Seattle Storm (4-6)

NO	PLAYER	MIN	FG	FGA	3P	3PA	FT	FTA	OR	DR	TOT	A	PF	ST	TO	BS	PTS	
32	Alysha Clark	F 15:10	1	3	1	3	1	2	1	0	1	0	4	0	1	0	4	
20	Camille Little	F 30:08	5	7	0	0	3	5	2	4	6	1	2	1	2	1	13	
1	Crystal Langhorne	C 21:55	3	8	0	0	2	2	4	6	10	1	3	0	2	1	8	
30	Tanisha Wright	G 27:06	4	9	1	1	8	9	1	2	3	5	3	2	3	0	17	
10	Sue Bird	G 33:16	4	9	1	3	3	4	0	3	3	6	2	2	2	0	12	
40	Shekinna Stricklen	8:52	2	3	2	3	0	0	0	0	0	0	0	0	0	0	6	
2	Terrika Johnson	19:38	2	9	0	2	0	0	0	2	2	3	0	0	2	0	4	
14	Nicole Powell	16:48	1	3	1	2	0	0	1	4	5	1	1	1	0	0	3	
4	Jenna O'Hea	11:09	2	3	2	3	0	0	1	1	1	1	2	0	0	1	6	
45	Noelle Quinn	15:58	3	6	1	3	0	0	0	1	1	1	2	1	1	0	7	
8	Angel Robinson	DNP - Coach's Decision																
TOTALS:			27	60	9	20	17	22	9	23	32	19	19	7	13	3	80	
PERCENTAGES:			45.0%	45.0%	77.3%	TM REB:	9	TOT TO: 13 (15 PTS)										

HOME: CHICAGO SKY (5-4)

NO	PLAYER	MIN	FG	FGA	3P	3PA	FT	FTA	OR	DR	TOT	A	PF	ST	TO	BS	PTS	
1	Tamera Young	F 33:05	5	11	0	0	0	2	1	6	7	0	2	0	2	0	10	
25	Gennifer Brandon	F 17:51	2	5	0	0	0	0	1	2	3	1	0	1	0	0	4	
45	Sasha Goodlett	C 13:43	3	3	0	0	2	2	1	1	2	0	2	0	0	1	8	
14	Allie Quigley	G 29:56	4	14	0	3	0	0	1	1	2	2	0	1	1	0	8	
22	Courtney Vandersloot	G 13:48	1	3	0	0	0	0	1	1	2	1	3	0	2	0	2	
9	Markeisha Gatling	26:17	7	11	0	0	1	2	4	6	10	0	5	0	1	2	15	
10	Epiphany Prince	28:38	7	13	2	3	2	3	2	5	6	3	2	2	0	18		
21	Jamierra Faulkner	26:12	3	11	0	2	3	4	1	2	3	5	3	1	2	0	9	
0	Courtney Clements	10:30	1	2	0	0	0	0	0	1	1	0	0	0	0	0	2	
51	Jessica Breland	DND - Lower Leg																
11	Elena Delle Donne	DND - Illness																
34	Sylvia Fowles	DND - Hip																
TOTALS:			33	73	2	8	8	12	13	22	35	15	18	5	10	3	76	
PERCENTAGES:			45.2%	25.0%	66.7%	TM REB:	6	TOT TO: 10 (17 PTS)										

SCORE BY PERIODS

	1	2	3	4	FINAL
Storm	18	24	20	18	80
SKY	14	16	24	22	76

Technical Fouls - Defensive Three Second

Storm: NONE
SKY (2): 6:51 1st, 3:44 2nd

Pts. in the Pt. Storm 24 (12/23), SKY 48 (24/38)
2nd Chance Pts. Storm 15 (7/8), SKY 14 (7/12)
FB Pts. Storm 8 (4/4), SKY 9 (4/4)

Biggest Lead Storm 17, SKY 2
Lead Changes 1
Times Tied 1

Copyright (c) 2014 NBA Properties, INC. All Rights Reserved

NATIONAL BASKETBALL ASSOCIATION

6/18/2014 Allstate Arena, Rosemont, IL
Officials: #12 Scott Bolnick, #4 Sue Blauch, #9 Denise Brooks

OFFICIAL SCORER'S REPORT FINAL BOX

Time of Game: 2:17
Attendance: 6,716

VISITOR: New York Liberty (3-9)

NO	PLAYER	MIN	FG	FGA	3P	3PA	FT	FTA	OR	DR	TOT	A	PF	ST	TO	BS	PTS	
21	Alex Montgomery	F 32:15	3	7	1	2	0	1	2	7	9	2	2	1	0	0	7	
7	Avery Warley-Taibert	F 15:24	1	3	0	0	2	2	1	1	2	0	3	1	2	1	4	
31	Tina Charles	C 37:46	10	17	0	0	5	6	3	5	8	4	6	0	2	1	25	
23	Cappie Pondexter	G 36:41	10	18	3	5	6	6	2	3	5	5	1	0	4	1	29	
51	Anna Cruz	G 40:55	7	11	0	2	3	4	1	6	7	8	4	2	4	0	17	
33	Pienette Pierson	14:37	1	4	0	0	2	2	0	2	2	2	1	0	1	0	4	
14	Sugar Rodgers	12:25	3	5	1	2	0	0	0	0	1	1	0	1	0	7		
17	Essence Carson	7:55	0	1	0	0	0	0	0	2	2	0	2	0	1	0	0	
0	Chucky Jeffery	5:04	0	1	0	0	0	0	0	0	0	0	0	1	0	0	0	
1	DeLisha Milton-Jones	17:40	1	8	0	1	3	6	1	0	1	1	3	0	1	0	5	
24	Shanece McKinney	4:19	0	0	0	0	2	2	0	1	1	0	1	0	1	0	2	
15	Toni Young	DNP - Coach's Decision																
TOTALS:			36	75	5	12	23	29	10	27	37	23	24	5	17	4	100	
PERCENTAGES:			48.0%	41.7%	79.3%	TM REB:	8	TOT TO: 17 (22 PTS)										

HOME: CHICAGO SKY (6-5)

NO	PLAYER	MIN	FG	FGA	3P	3PA	FT	FTA	OR	DR	TOT	A	PF	ST	TO	BS	PTS	
1	Tamera Young	F 35:54	4	7	0	0	3	4	0	12	12	1	5	0	1	1	11	
51	Jessica Breland	F 31:26	10	21	0	0	2	2	2	2	4	5	2	1	1	2	22	
45	Sasha Goodlett	C 20:57	1	4	0	0	3	4	1	4	5	1	2	0	0	1	5	
10	Epiphany Prince	G 38:27	8	17	3	6	11	11	0	1	1	7	3	6	2	2	30	
22	Courtney Vandersloot	G 36:08	5	9	2	3	5	5	1	0	1	8	0	1	1	1	17	
9	Markeisha Gatling	23:04	5	7	0	0	4	5	2	4	6	0	5	0	1	0	14	
25	Gennifer Brandon	2:01	0	0	0	0	0	0	0	1	1	0	0	0	0	0	0	
14	Allie Quigley	18:54	1	7	0	3	0	0	0	3	3	2	0	0	1	0	2	
0	Courtney Clements	9:17	0	2	0	0	0	0	0	1	1	0	0	0	0	0	0	
21	Jamierra Faulkner	8:52	1	2	0	1	2	2	0	0	0	0	0	1	0	3	4	
11	Elena Delle Donne	DND - Illness																
34	Sylvia Fowles	DND - Hip																

NATIONAL BASKETBALL ASSOCIATION

6/13/2014 Verizon Center, Washington, DC
Officials: #31 Amy Bonner, #34 Maj Forsberg, #49 Kevin Sparrock

OFFICIAL SCORER'S REPORT FINAL BOX

Time of Game: 1:59
Attendance: 7,198

VISITOR: Chicago Sky (5-5)

NO	PLAYER	MIN	FG	FGA	3P	3PA	FT	FTA	OR	DR	TOT	A	PF	ST	TO	BS	PTS	
1	Tamera Young	F 29:27	3	9	0	0	1	2	2	4	6	0	4	0	2	0	7	
25	Gennifer Brandon	F 19:42	1	5	0	0	1	2	1	5	6	0	1	0	2	2	3	
45	Sasha Goodlett	C 33:56	4	10	0	0	1	2	3	5	8	1	2	0	1	1	9	
10	Epiphany Prince	G 29:24	6	13	2	3	3	4	1	5	6	4	3	3	5	1	17	
22	Courtney Vandersloot	G 27:57	1	7	0	1	3	3	0	2	2	5	1	1	0	0	5	
9	Markeisha Gatling	4:55	1	1	0	0	0	0	0	2	2	0	3	0	0	0	2	
14	Allie Quigley	30:51	7	10	2	5	2	4	0	1	1	2	2	1	1	0	18	
0	Courtney Clements	11:45	1	4	0	1	0	0	1	2	3	0	1	0	0	0	2	
21	Jamierra Faulkner	12:03	2	9	0	2	1	2	2	1	3	2	1	1	1	0	5	
51	Jessica Breland	DND - Right Shin																
11	Elena Delle Donne	NWT - Lyme Disease																
34	Sylvia Fowles	NWT - Hip																
TOTALS:			26	68	4	12	12	19	10	27	37	14	22	6	13	4	68	
PERCENTAGES:			38.2%	33.3%	63.2%	TM REB:	7	TOT TO: 14 (16 PTS)										

HOME: WASHINGTON MYSTICS (5-5)

NO	PLAYER	MIN	FG	FGA	3P	3PA	FT	FTA	OR	DR	TOT	A	PF	ST	TO	BS	PTS
25	Monique Currie	F 22:02	1	4	0	1	4	4	0	7	7	1	2	0	1	0	6
33	Emma Meesseman	F 31:12	7	11	0	0	2	2	5	6	11	3	2	5	3	2	16
9	Kia Vaughn	C 20:25	3	6	0	0	1	2	2	5	7	1	4	1	1	1	7
12	Ivory Latta	G 23:44	2	10	1	5	2	2	1	0	1	2	0	1	1	0	7
8	Bria Hartley	G 27:31	6	11	1	3	0	2	0	0	0	2	2	0	3	0	13
31	Stefanie Dolson	11:05	4	5	0	0	0	0	0	1	1	0	1	0	0	1	8
20	Kara Lawson	28:21	3	9	1	5	1	1	0	5	5	10	2	1	1	0	8
14	Tierra Ruffin-Pratt	17:46	1	4	0	0	0	0	2	1	3	5	3	1	2	0	2
21	Tianna Hawkins	11:46	5	8	0	0	0	0	1	1	2	0	2	0	1	0	10
32	Jelena Milovanovic	5:13	0	1													

2014

CHICAGO SKY PLAYOFF MEDIA GUIDE



2014 SKY BOX SCORES

NATIONAL BASKETBALL ASSOCIATION

7/2/2014 US Airways Center, Phoenix, AZ
Officials: #13 Cameron Inouye, #18 Kurt Walker, #35 Billy Smith

OFFICIAL SCORER'S REPORT FINAL BOX

Time of Game: 1:48
Attendance: 7,845

VISITOR: Chicago Sky (8-9)

NO	PLAYER	MIN	FG	FGA	3P	3PA	FT	FTA	OR	DR	TOT	A	PF	ST	TO	BS	PTS	
1	Tamera Young	F 31:18	4	8	0	0	0	0	1	5	6	1	2	0	1	8	8	
51	Jessica Breland	F 19:17	3	9	0	0	0	0	0	6	6	0	3	0	1	0	6	
34	Sylvia Fowles	C 16:22	3	5	0	0	1	4	2	5	7	0	3	1	2	1	7	
10	Epiphanny Prince	G 24:16	4	11	3	8	0	0	1	1	2	4	2	1	0	0	11	
21	Jamiera Faulkner	G 29:59	4	16	1	4	2	2	2	2	4	5	0	1	0	11	11	
14	Allie Quigley	29:42	6	11	2	5	2	2	0	1	1	0	0	2	3	0	16	
0	Courtney Clements	25:28	2	9	0	2	0	0	1	3	4	1	1	2	0	0	4	
45	Sasha Goodlett	12:43	1	2	0	0	0	0	1	1	0	0	0	1	0	0	2	
9	Markeisha Gatling	10:55	2	4	0	0	0	0	2	1	3	0	3	0	0	0	4	
25	Gennifer Brandon	DNP - Coach's Decision																
11	Elena Delle Donne	DND - Illness																
22	Courtney Vandersloot	DND - Knee																
TOTALS:			29	75	6	19	5	8	7	25	32	10	18	9	7	2	69	
PERCENTAGES:			38.7%	31.6%	62.5%												TOT TO: 8 (4 PTS)	

HOME: PHOENIX MERCURY (12-3)

NO	PLAYER	MIN	FG	FGA	3P	3PA	FT	FTA	OR	DR	TOT	A	PF	ST	TO	BS	PTS	
24	DeWanna Bonner	F 27:51	2	6	1	2	2	2	0	6	6	6	1	0	2	0	7	
4	Candice Dupree	F 29:34	12	19	0	0	2	2	6	8	14	3	0	0	2	0	26	
42	Brittney Griner	C 29:10	2	7	0	0	2	2	9	11	0	4	0	0	0	5	4	
13	Penny Taylor	G 21:40	3	8	2	5	6	2	2	3	5	1	1	1	1	1	14	
3	Diana Taurasi	G 26:09	4	9	2	5	6	0	5	5	4	1	0	2	0	15		
31	Erin Phillips	19:18	0	4	0	3	0	0	3	3	1	1	0	2	0	0	0	
8	Mistie Bass	21:16	3	6	0	0	2	2	1	2	1	1	0	0	0	8		
10	Anete Jekabsone-Zogota	20:08	3	6	2	2	2	0	3	3	3	1	0	3	0	10		
14	Shay Murphy	2:38	1	1	0	0	0	0	1	0	1	1	0	0	0	2		
23	Tiffany Bias	2:16	0	0	0	0	0	0	0	0	0	0	1	1	0	1		
11	Ewelina Kobryn	DNP - Coach's Decision																
TOTALS:			30	66	7	17	20	24	12	35	47	22	10	1	13	6	87	
PERCENTAGES:			45.5%	41.2%	83.3%												TOT TO: 13 (15 PTS)	

SCORE BY PERIODS

	1	2	3	4	FINAL
Sky	11	27	13	18	69
MERCURY	19	25	23	20	87

Pts. in the Pt. Sky 20 (10/28), MERCURY 36 (18/35)
2nd Chance Pts. Sky 8 (4/9), MERCURY 10 (5/12)
FB Pts. Sky 6 (2/4), MERCURY 17 (4/5)

Biggest Lead Sky --, MERCURY 22
Lead Changes 0
Times Tied 0

Copyright (c) 2014 NBA Properties, INC. All Rights Reserved

NATIONAL BASKETBALL ASSOCIATION

7/5/2014 Key Arena, Seattle, WA
Officials: #30 Thomas Nunez, #45 Tom Mauer, #62 Jeff Wooten

OFFICIAL SCORER'S REPORT FINAL BOX

Time of Game: 1:56
Attendance: 6,387

VISITOR: Chicago Sky (8-10)

NO	PLAYER	MIN	FG	FGA	3P	3PA	FT	FTA	OR	DR	TOT	A	PF	ST	TO	BS	PTS	
1	Tamera Young	F 24:01	0	5	0	0	0	0	0	2	2	4	1	4	0	0	0	
51	Jessica Breland	F 33:58	9	16	0	0	2	4	3	6	9	1	0	1	3	1	20	
45	Sasha Goodlett	C 4:34	0	0	0	0	0	0	0	0	0	0	0	0	0	0	0	
10	Epiphanny Prince	G 36:30	6	13	4	7	0	0	1	1	2	3	2	0	0	0	16	
21	Jamiera Faulkner	G 32:03	2	9	1	3	4	0	0	4	4	5	4	0	1	0	9	
34	Sylvia Fowles	28:04	7	9	0	0	5	6	3	8	11	0	4	2	3	1	19	
14	Allie Quigley	23:16	1	7	0	3	0	0	2	2	4	1	2	0	1	0	2	
0	Courtney Clements	8:12	1	3	0	1	3	0	1	1	0	1	0	1	1	0	5	
9	Markeisha Gatling	7:22	1	1	0	0	0	0	2	1	3	0	0	0	0	0	2	
25	Gennifer Brandon	DNP - Coach's Decision																
11	Elena Delle Donne	NWT - Illness																
22	Courtney Vandersloot	DND - Knee																
TOTALS:			27	63	5	14	14	19	13	25	38	11	20	4	10	3	73	
PERCENTAGES:			42.9%	35.7%	73.7%												TOT TO: 11 (12 PTS)	

HOME: SEATTLE STORM (8-12)

NO	PLAYER	MIN	FG	FGA	3P	3PA	FT	FTA	OR	DR	TOT	A	PF	ST	TO	BS	PTS
32	Alysha Clark	F 17:02	1	2	1	2	2	2	1	0	1	0	3	1	0	0	5
20	Camille Little	F 34:07	5	12	3	5	5	8	0	2	2	4	4	0	1	1	18
1	Crystal Langhorne	C 34:14	8	10	0	0	3	5	2	6	8	0	2	0	1	0	19
30	Tanisha Wright	G 32:25	3	6	0	1	3	4	0	4	4	1	1	1	0	0	9
10	Sue Bird	G 33:59	7	13	1	3	4	4	0	2	2	2	2	2	2	1	19
40	Shekinna Stricklen	15:51	1	3	0	1	2	2	0	2	2	1	1	1	0	0	4
45	Noelle Quinn	9:35	0	0	0	0	0	0	0	2	2	0	0	0	0	0	0
14	Nicole Powell	8:21	0	0	0	0	0	0	0	0	0	0	0	0	1	0	0
4	Jenna O'Hea	7:07	1	3	0	1	0	0	0	1	1	0	1	0	1	0	2
2	Temeka Johnson	6:01	1	4	0	1	0	0	0	0	0	1	0	0	0	0	2
8	Angel Robinson	3:18	1	2	0	0	0	0	1	0	0	0	0	0	0	0	2
TOTALS:			28	55	5	14	19	26	3	19	22	19	16	4	5	4	80
PERCENTAGES:			50.9%	35.7%	73.1%												TOT TO: 6 (7 PTS)

SCORE BY PERIODS

	1	2	3	4	FINAL
Sky	23	22	15	13	73
STORM	26	19	15	20	80

Technical Fouls - Defensive Three Second
Sky (1): 2-34 3rd
STORM: NONE
Pts. in the Pt. Sky 34 (17/32), STORM 26 (13/22)
2nd Chance Pts. Sky 15 (5/9), STORM 4 (2/2)
FB Pts. Sky 7 (1/1), STORM 8 (1/1)

Biggest Lead Sky 3, STORM 7
Lead Changes 14
Times Tied 11

Copyright (c) 2014 NBA Properties, INC. All Rights Reserved

NATIONAL BASKETBALL ASSOCIATION

7/9/2014 Allstate Arena, Rosemont, IL
Officials: #22 Tyler Ford, #30 Thomas Nunez, #8 Daryl Humphrey

OFFICIAL SCORER'S REPORT FINAL BOX

Time of Game: 2:00
Attendance: 16,402 (Sellout)

VISITOR: Washington Mystics (8-12)

NO	PLAYER	MIN	FG	FGA	3P	3PA	FT	FTA	OR	DR	TOT	A	PF	ST	TO	BS	PTS	
25	Monique Currie	F 27:37	2	8	1	4	3	3	0	3	3	2	1	2	0	2	8	
33	Emma Meesseman	F 31:02	5	10	0	0	2	2	3	9	12	5	3	0	3	2	12	
9	Kia Vaughn	C 19:52	5	6	0	0	0	0	1	5	6	0	4	2	1	0	10	
8	Bria Hartley	G 28:43	4	8	3	5	5	8	0	0	6	1	1	4	0	16		
12	Ivory Latta	G 32:40	1	10	1	7	6	6	0	2	2	2	2	2	2	0	9	
20	Kara Lawson	18:07	2	9	1	4	0	0	0	1	1	2	0	0	0	0	5	
14	Tierra Ruffin-Pratt	13:04	1	5	0	0	2	2	2	4	3	2	1	0	0	4		
21	Tianna Hawkins	8:53	1	1	0	0	0	0	1	1	0	3	1	1	0	2		
31	Stefanie Dolson	20:02	2	6	0	0	2	2	1	3	4	1	5	2	1	4	6	
23	Kalana Greene	DNP - Coach's Decision																
4	Taylor Hill	NWT -																
32	Jelena Milovanovic	NWT - Right Knee Strain																
TOTALS:			23	63	6	20	20	23	7	26	33	19	21	11	12	8	72	
PERCENTAGES:			36.5%	30.0%	87.0%												TOT TO: 13 (16 PTS)	

HOME: CHICAGO SKY (8-11)

NO	PLAYER	MIN	FG	FGA	3P	3PA	FT	FTA	OR	DR	TOT	A	PF	ST	TO	BS	PTS
1	Tamera Young	F 36:49	3	12	0	0	1	2	10	12	2	2	0	0	1	7	
51	Jessica Breland	F 23:52	5	11	0	0	0	0	2	2	0	4	0	3	0	10	
45	Sasha Goodlett	C 3:30	0	1	0	0	0	0	1	1	1	0	0	0	0	0	
10	Epiphanny Prince	G 38:18	3	12	1	7	7	2	3	5	4	2	3	4	0	14	
21	Jamiera Faulkner	G 37:41	4	15	0	2	5	5	0	1	1	6	6	1	3	0	13
34</																	

2014

CHICAGO SKY PLAYOFF MEDIA GUIDE



2014 SKY BOX SCORES

NATIONAL BASKETBALL ASSOCIATION

7/13/2014 McCamish Pavilion, Atlanta, GA
Officials: #21 Byron Jarrett, #30 Thomas Nunez, #62 Jeff Wooten

OFFICIAL SCORER'S REPORT FINAL BOX

Time of Game: 2:29
Attendance: 4,118

VISITOR: Chicago Sky (8-13)

NO	PLAYER	MIN	FG	FGA	3P	3PA	FT	FTA	OR	DR	TOT	A	PF	ST	TO	BS	PTS	
1	Tamera Young	F 40:29	6	12	0	0	2	4	1	6	7	2	4	3	1	0	14	
51	Jessica Breland	F 36:55	2	12	0	0	0	0	5	8	11	3	5	1	4	1	4	
34	Sylvia Fowles	C 33:50	5	10	0	0	7	8	4	10	14	1	5	1	3	4	17	
10	Epiphanny Prince	G 18:35	1	5	0	0	4	5	0	1	1	1	5	2	2	0	6	
21	Jamiera Faulkner	G 34:54	1	8	0	1	3	3	0	3	3	8	3	2	4	0	5	
14	Allie Quigley	33:15	2	22	1	3	2	4	1	4	5	1	4	4	1	1	27	
0	Courtney Clements	15:52	1	4	0	0	2	2	1	2	3	3	3	1	1	0	4	
45	Sasha Goodlett	2:06	0	0	0	0	0	0	0	0	0	0	0	0	0	0	0	
9	Markisha Gatling	9:04	0	1	0	0	2	2	1	1	2	0	4	0	2	0	2	
25	Gennifer Brandon	DNP - Coach's Decision																
11	Elena Delle Donne	DNP - Coach's Decision																
22	Courtney Vandersloot	DNP - Coach's Decision																
TOTALS:			28	74	1	4	22	28	13	33	46	19	30	14	21	6	79	
PERCENTAGES:			37.8%	25.0%	78.6%												TOT TO: 21 (20 PTS)	

HOME: ATLANTA DREAM (15-5)

NO	PLAYER	MIN	FG	FGA	3P	3PA	FT	FTA	OR	DR	TOT	A	PF	ST	TO	BS	PTS
35	Angel McCoughtry	F 41:49	13	28	1	4	6	10	4	6	10	4	6	2	6	1	33
20	Sancho Lyttle	F 38:20	3	15	0	1	6	8	5	8	13	5	4	4	0	2	12
14	Erka de Souza	C 30:55	3	9	0	0	2	2	5	6	11	1	3	1	2	2	8
15	Tiffany Hayes	G 37:21	5	13	2	8	5	6	4	0	4	2	0	0	3	0	17
5	Jasmine Thomas	G 23:36	1	4	0	0	0	0	0	1	1	4	1	0	1	0	2
10	Matee Ajavon	3:27	0	1	0	0	0	0	0	0	0	0	0	0	1	0	0
13	Anelka Henry	4:00	1	2	0	0	0	0	2	1	3	0	3	0	1	0	2
23	Shoni Schimmel	5:32	0	1	0	1	0	0	0	1	1	1	0	0	2	0	0
1	DeLisha Milton-Jones	5:07	1	3	0	0	0	0	0	1	1	0	0	0	1	0	2
9	Celine Dumerc	24:48	2	5	0	1	2	1	1	2	3	4	1	1	0	4	
21	Nadia Colhado	7:51	0	1	0	0	1	2	0	2	2	0	3	1	0	0	1
21	Amanda Thompson	2:15	0	0	0	0	0	0	0	0	0	0	0	1	0	0	0
TOTALS:			29	82	3	15	20	30	21	27	48	19	26	10	18	5	81
PERCENTAGES:			35.4%	20.0%	66.7%												TOT TO: 19 (26 PTS)

SCORE BY PERIODS

	1	2	3	4	TOT	FINAL
Sky	20	26	9	18	6	79
DREAM	16	26	17	14	8	81

Technical Fouls - Individual
Sky (1): Chairman 5:57 3rd
DREAM (1): McCoughtry 6:23 2nd

Fragrant Fouls
Sky (1): 0:09 2nd Young-FLG1

DREAM: NONE

Pts. in the Pt. Sky 26 (13/36), DREAM 36 (18/41)

2nd Chance Pts. Sky 18 (7/12), DREAM 20 (8/17)

FB Pts. Sky 9 (3/6), DREAM 13 (6/7)

Biggest Lead: Sky 11, DREAM 8

Lead Changes: 8

Times Tied: 8

Copyright (c) 2014 NBA Properties, INC. All Rights Reserved

NATIONAL BASKETBALL ASSOCIATION

7/17/2014 Bankers Life Fieldhouse, Indianapolis, IN
Officials: #38 Lamont Simpson, #47 Pualani Spurlock, #53 Jeff Smith

OFFICIAL SCORER'S REPORT FINAL BOX

Time of Game: 1:47
Attendance: 8,333

VISITOR: Chicago Sky (8-14)

NO	PLAYER	MIN	FG	FGA	3P	3PA	FT	FTA	OR	DR	TOT	A	PF	ST	TO	BS	PTS	
1	Tamera Young	F 19:58	0	1	0	0	0	0	1	0	1	0	1	0	1	0	0	
51	Jessica Breland	F 26:15	2	7	0	0	4	4	2	5	7	3	2	2	3	2	8	
34	Sylvia Fowles	C 30:16	5	7	0	0	5	7	3	8	11	0	1	1	4	1	15	
10	Epiphanny Prince	G 29:30	4	13	1	4	0	0	1	3	4	2	1	0	1	0	9	
21	Jamiera Faulkner	G 27:28	2	13	1	3	2	2	0	1	2	2	0	3	1	7		
14	Allie Quigley	32:40	5	11	3	4	4	4	0	2	2	1	1	0	4	0	17	
0	Courtney Clements	14:10	0	2	0	1	2	2	0	0	0	1	0	1	0	2	0	
45	Sasha Goodlett	1:51	0	0	0	0	0	0	0	0	0	0	0	0	1	0	0	
9	Markisha Gatling	7:53	1	1	0	0	0	0	1	2	1	3	0	0	0	0	2	
25	Gennifer Brandon	10:00	2	3	0	0	0	0	1	4	5	0	3	0	1	1	4	
11	Elena Delle Donne	NWT - Illness																
22	Courtney Vandersloot	DND - Knee																
TOTALS:			21	58	5	12	17	20	10	24	34	9	12	4	21	6	64	
PERCENTAGES:			36.2%	41.7%	85.0%												TOT TO: 22 (24 PTS)	

HOME: INDIANA FEVER (11-12)

NO	PLAYER	MIN	FG	FGA	3P	3PA	FT	FTA	OR	DR	TOT	A	PF	ST	TO	BS	PTS	
25	Marissa Coleman	F 27:52	5	9	1	3	1	2	3	1	4	1	4	1	2	0	0	11
24	Tamika Catchings	F 27:51	9	14	1	1	6	7	1	8	9	2	0	4	3	0	25	
2	Eriana Larkins	C 28:24	4	5	0	0	0	0	2	6	8	2	3	3	1	1	8	
1	Shavonte Zellous	G 25:00	0	7	0	0	3	0	2	0	3	2	3	1	0	0	0	
20	Briann January	G 27:16	7	8	0	0	0	0	0	1	1	1	2	3	2	0	14	
33	Natasha Howard	9:44	4	9	0	0	0	0	1	0	1	0	3	0	0	0	8	
13	Karina Christmas	17:26	3	5	1	2	2	1	1	2	1	1	1	1	1	0	9	
8	Maggie Lucas	12:08	0	4	0	3	0	0	0	0	0	2	1	0	0	0	0	
5	Laysia Clarendon	11:25	2	9	0	2	0	0	0	1	1	0	1	0	1	0	4	
34	Krystal Thomas	11:36	1	3	0	0	0	0	2	1	3	0	3	1	0	0	2	
4	Sydney Carter	1:19	0	1	0	0	0	0	0	0	0	0	0	0	0	0	0	
11	Lynetta Kizer	NWT - Family																
TOTALS:			35	74	3	14	9	13	10	22	32	11	19	14	8	3	82	
PERCENTAGES:			47.3%	21.4%	69.2%												TOT TO: 9 (5 PTS)	

SCORE BY PERIODS

	1	2	3	4	FINAL
Sky	21	10	17	16	64
FEVER	21	24	8	29	82

Technical Fouls - Defensive Three Second
Sky (1): 2:29 2nd
FEVER: NONE

Pts. in the Pt. Sky 22 (11/26), FEVER 42 (21/40)

2nd Chance Pts. Sky 22 (8/12), FEVER 12 (6/14)

FB Pts. Sky 0 (0/1), FEVER 5 (2/5)

Biggest Lead: Sky 4, FEVER 24

Lead Changes: 6

Times Tied: 6

Copyright (c) 2014 NBA Properties, INC. All Rights Reserved

NATIONAL BASKETBALL ASSOCIATION

7/22/2014 Allstate Arena, Rosemont, IL
Officials: #11 Lauren Holtkamp, #35 Billy Smith, #55 Eric Brewton

OFFICIAL SCORER'S REPORT FINAL BOX

Time of Game: 2:05
Attendance: 5,891

VISITOR: Indiana Fever (11-13)

NO	PLAYER	MIN	FG	FGA	3P	3PA	FT	FTA	OR	DR	TOT	A	PF	ST	TO	BS	PTS	
24	Tamika Catchings	F 24:27	4	9	0	2	3	7	3	6	9	0	3	3	4	0	11	
25	Marissa Coleman	F 27:04	4	8	1	3	2	7	0	3	3	1	3	0	1	0	11	
2	Eriana Larkins	C 25:31	0	1	0	0	1	2	1	4	5	4	1	1	1	1	1	
1	Shavonte Zellous	G 25:04	3	8	1	1	0	0	1	2	3	2	2	0	3	1	7	
20	Briann January	G 26:02	2	11	1	4	1	2	1	1	2	0	3	1	2	0	6	
13	Karina Christmas	22:40	3	6	3	4	0	0	2	3	5	2	0	1	0	0	9	
33	Natasha Howard	15:33	2	5	0	0	1	5	2	3	5	0	2	0	1	0	5	
34	Krystal Thomas	11:09	1	1	0	0	0	0	1	1	2	0	0	3	0	2		
5	Laysia Clarendon	13:58	1	4	0	2	0	0	1	1	3	1	0	3	0	2		
11	Lynetta Kizer	3:20	1	3	0	0	0	0	0	0	0	0	0	0	0	2		
8	Maggie Lucas	5:12	0	1	0	1	1	2	0	1	1	0	1	0	0	1	1	
4	Sydney Carter	DNP - Coach's Decision																
TOTALS:			21	57	6	17	9	20	10	25	35	12	21					

2014

CHICAGO SKY PLAYOFF MEDIA GUIDE



2014 SKY BOX SCORES

NATIONAL BASKETBALL ASSOCIATION

7/27/2014 BOK Center, Tulsa, OK
Officials: #13 Cameron Inouye, #39 Michael Price, #45 Tom Mauer

OFFICIAL SCORER'S REPORT FINAL BOX

Time of Game: 1:56
Attendance: 5,540

VISITOR: Chicago Sky (10-15)

NO PLAYER	MIN	FG	FGA	3P	3PA	FT	FTA	OR	DR	TOT	A	PF	ST	TO	BS	PTS
1 Tamerra Young	F 17:48	2	3	0	0	1	2	2	0	2	2	2	0	0	0	5
51 Jessica Breland	F 35:00	6	12	0	0	0	0	3	6	9	0	5	0	3	4	12
34 Sylvia Fowles	C 27:09	4	7	0	0	0	0	1	8	9	3	6	1	2	1	8
21 Jamierra Faulkner	G 27:26	2	8	0	0	4	4	2	1	3	3	3	2	3	0	8
10 Epiphanny Prince	G 36:50	6	21	0	4	2	3	1	4	5	3	3	1	3	0	14
14 Allie Quigley	25:55	5	14	2	6	2	2	0	0	0	3	2	1	0	0	14
25 Gennifer Brandon	5:00	1	1	0	0	0	0	0	1	1	0	0	0	0	0	2
0 Courtney Clements	12:01	1	2	0	1	0	0	0	1	1	1	0	0	0	0	2
45 Sasha Goodlett	12:51	1	4	0	0	2	2	0	2	1	1	0	0	0	0	4
11 Elena Delle Donne	NWT - Illness															
9 Markeisha Gatling	DNP - Coach's Decision															
22 Courtney Vandersloot	DND - Injury															
TOTALS:		28	72	2	11	11	13	11	21	32	16	24	6	12	5	69
PERCENTAGES:		38.9%		18.2%		84.6%					TM REB: 10					TOT TO: 13 (10 PTS)

HOME: TULSA SHOCK (9-17)

NO PLAYER	MIN	FG	FGA	3P	3PA	FT	FTA	OR	DR	TOT	A	PF	ST	TO	BS	PTS
15 Roneeka Hodges	F 26:19	3	6	1	3	1	1	0	3	3	1	1	1	1	0	8
25 Glory Johnson	F 37:04	5	10	0	0	5	8	5	6	11	0	2	2	2	0	15
3 Courtney Paris	C 25:59	1	5	0	0	1	2	2	5	7	1	3	3	3	3	3
0 Odyssey Sims	G 37:14	7	13	2	4	8	10	1	5	6	8	3	1	1	0	24
4 Skylar Diggins	G 34:41	4	12	0	2	10	11	2	3	3	3	3	1	2	0	18
21 Jennifer Lacy	3:46	0	1	0	0	0	0	0	1	1	0	0	0	0	0	0
35 Jordan Hooper	18:01	3	9	3	8	0	0	1	2	3	1	0	0	0	1	9
55 Theresa Plaisance	3:55	0	2	0	0	0	0	0	1	1	0	0	0	0	0	0
10 Angel Goodrich	2:46	0	1	0	0	0	0	0	0	0	0	0	0	0	0	0
2 Riguna Williams	0:59	0	1	0	1	0	0	0	0	0	0	0	0	0	0	0
22 Vicki Baugh	9:16	1	3	0	0	0	0	1	1	2	1	1	0	1	0	2
33 Tiffany Jackson-Jones	DNP - Coach's Decision															
TOTALS:		24	63	6	18	25	32	12	25	37	15	14	8	12	5	79
PERCENTAGES:		38.1%		33.3%		78.1%					TM REB: 13					TOT TO: 12 (10 PTS)

SCORE BY PERIODS

Sky 21 20 15 13 69

SHOCK 19 14 23 23 79

Technical Fouls - Individual

Sky (1): Quigley 3; 3rd

SHOCK (1): Sims 1; 2nd 4th

Pts. in the Pt. Sky 36 (18/45), SHOCK 32 (16/36)

2nd Chance Pts. Sky 10 (4/14), SHOCK 18 (6/14)

FB Pts. Sky 6 (3/5), SHOCK 26 (7/7)

Biggest Lead Sky 12, SHOCK 10
Lead Changes 4
Times Tied 7

Copyright (c) 2014 NBA Properties, INC. All Rights Reserved

NATIONAL BASKETBALL ASSOCIATION

7/29/2014 AT&T Center, San Antonio, TX
Officials: #21 Byron Jarrett, #39 Michael Price, #4 Sue Blauch

OFFICIAL SCORER'S REPORT FINAL BOX

Time of Game: 1:57
Attendance: 8,986

VISITOR: Chicago Sky (10-16)

NO PLAYER	MIN	FG	FGA	3P	3PA	FT	FTA	OR	DR	TOT	A	PF	ST	TO	BS	PTS
51 Jessica Breland	F 25:43	3	4	0	0	0	0	0	3	3	4	1	0	1	3	6
1 Tamerra Young	F 26:18	3	6	0	0	0	0	2	4	0	0	0	0	0	0	6
34 Sylvia Fowles	C 33:09	4	7	0	0	6	6	2	3	5	0	3	0	4	0	14
10 Epiphanny Prince	G 36:13	7	17	1	4	8	9	2	3	5	1	0	0	2	0	23
21 Jamierra Faulkner	G 28:54	7	12	1	1	4	5	2	2	4	4	2	3	4	1	19
0 Courtney Clements	11:17	1	3	0	0	0	0	0	2	2	0	1	0	0	0	2
25 Gennifer Brandon	5:59	1	4	0	0	0	0	0	1	0	0	0	0	0	1	2
14 Allie Quigley	22:48	0	9	0	2	0	0	0	3	3	2	0	1	0	0	0
45 Sasha Goodlett	5:53	0	0	0	0	0	0	0	0	0	0	0	0	0	0	0
9 Markeisha Gatling	3:46	0	0	0	0	2	4	1	2	3	0	1	0	0	0	2
11 Elena Delle Donne	NWT - Illness															
TOTALS:		26	62	2	7	20	24	10	20	30	11	8	5	14	5	74
PERCENTAGES:		41.9%		28.6%		83.3%					TM REB: 6					TOT TO: 14 (11 PTS)

HOME: SAN ANTONIO STARS (13-14)

NO PLAYER	MIN	FG	FGA	3P	3PA	FT	FTA	OR	DR	TOT	A	PF	ST	TO	BS	PTS
21 Kayla McBride	F 26:20	7	12	0	0	2	2	1	3	4	1	2	0	0	0	16
33 Sophia Young	F 23:57	6	10	0	0	0	0	4	2	6	1	0	1	2	0	12
32 Jayne Appel	C 27:13	2	2	0	0	0	0	1	4	5	4	4	0	2	1	4
25 Becky Hammon	G 26:16	3	9	1	5	2	2	0	3	8	1	0	2	0	9	
13 Danielle Robinson	G 33:15	2	4	0	0	2	2	2	2	4	6	4	3	1	0	6
23 Danielle Adams	16:33	5	13	2	5	2	2	2	3	5	2	3	1	1	1	14
42 Shenise Johnson	16:19	4	9	3	5	0	0	0	2	2	1	0	1	2	0	11
40 Kayla Alexander	9:29	2	4	0	0	0	0	0	2	5	7	1	3	0	1	4
7 Jia Perkins	15:02	5	8	2	4	0	0	0	1	1	0	3	0	0	0	12
20 Shameka Christon	2:48	0	0	0	0	0	0	0	0	0	0	0	0	0	0	0
45 Astou Ndour	2:48	2	4	0	2	0	0	1	1	2	0	1	0	0	0	4
TOTALS:		38	75	8	23	8	8	13	26	39	27	20	8	11	3	92
PERCENTAGES:		50.7%		34.8%		100.0%					TM REB: 2					TOT TO: 11 (10 PTS)

SCORE BY PERIODS

Sky 1 2 3 4 FINAL

Stars 24 13 19 18 74

Stars 27 21 22 22 92

Inactive: Sky - Vandersloot Stars - Whyte

Pts. in the Pt. Sky 30 (15/28), STARS 34 (17/30)

2nd Chance Pts. Sky 12 (4/8), STARS 20 (10/14)

FB Pts. Sky 15 (8/9), STARS 10 (4/6)

Biggest Lead Sky 5, STARS 24
Lead Changes 9
Times Tied 6

Copyright (c) 2014 NBA Properties, INC. All Rights Reserved

NATIONAL BASKETBALL ASSOCIATION

7/31/2014 Allstate Arena, Rosemont, IL
Officials: #18 Kurt Walker, #4 Sue Blauch, #62 Jeff Wooten

OFFICIAL SCORER'S REPORT FINAL BOX

Time of Game: 1:45
Attendance: 6,043

VISITOR: New York Liberty (11-15)

NO PLAYER	MIN	FG	FGA	3P	3PA	FT	FTA	OR	DR	TOT	A	PF	ST	TO	BS	PTS
21 Alex Montgomery	F 17:23	1	3	0	0	0	0	0	2	2	2	0	0	0	0	2
7 Avery Warley-Talbert	F 11:29	4	5	0	0	2	2	1	3	0	5	0	0	2	0	10
31 Tina Charles	C 35:05	4	13	0	0	7	10	4	10	14	4	2	2	2	3	15
11 Anna Cruz	G 18:21	2	3	0	0	0	0	1	0	1	2	3	2	2	0	4
23 Cappie Pondexter	G 31:20	5	16	2	6	2	4	0	2	2	2	0	1	3	1	14
24 Shaniece McKinney	12:03	2	2	0	0	1	2	2	3	5	1	1	1	1	2	5
33 Plenette Pierson	18:46	5	12	0	1	0	1	2	3	1	2	0	0	0	0	10
32 Swin Cash	17:20	3	5	0	2	0	0	0	0	0	1	1	1	3	0	6
14 Sugar Rodgers	24:17	1	6	0	1	2	0	3	3	3	3	0	1	2	3	3
4 Natasha Lacy	7:30	0	0	0	0	0	0	0	0	0	0	0	0	0	0	0
22 Charde Houston	6:26	2	4	1	1	0	0	1	1	2	0	1	0	0	0	5
17 Essence Carson	DNP - Coach's Decision															
TOTALS:		29	69	3	11	13	21	11	24	35	17	19	7	12	10	74
PERCENTAGES:		42.0%		27.3%		61.9%					TM REB: 10					TOT TO: 12 (13 PTS)

HOME: CHICAGO SKY (11-16)

NO PLAYER	MIN	FG	FGA	3P	3PA	FT	FTA	OR	DR	TOT	A	PF	ST	TO	BS	
-----------	-----	----	-----	----	-----	----	-----	----	----	-----	---	----	----	----	----	--



2014 SKY BOX SCORES

NATIONAL BASKETBALL ASSOCIATION

8/5/2014 Mohegan Sun Arena, Uncasville, CT
Officials: #11 Lauren Holtkamp, #45 Tom Mauer, #49 Kevin Sparrock

OFFICIAL SCORER'S REPORT FINAL BOX

Time of Game: 1:58
Attendance: 5,343

VISITOR: Chicago Sky (13-16)

NO	PLAYER	MIN	FG	FGA	3P	3PA	FT	FTA	OR	DR	TOT	A	PF	ST	TO	BS	PTS
1	Tamera Young	F 14:05	2	4	0	0	0	0	3	3	0	4	0	1	0	0	4
51	Jessica Breland	F 19:34	1	6	0	0	0	2	3	5	2	0	0	2	2	2	2
34	Sylvia Fowles	C 24:26	4	9	0	0	4	4	0	12	12	0	4	0	3	1	12
21	Jamiera Faulkner	G 20:58	2	3	0	1	2	2	0	1	1	2	2	0	3	0	6
10	Epiphany Prince	G 35:00	4	11	0	4	12	13	0	4	4	6	3	1	1	0	20
14	Allie Quigley	24:59	7	10	1	2	2	2	1	1	2	0	2	3	2	0	17
11	Elena Delle Donne	20:45	7	1	2	6	7	1	3	4	0	0	0	2	1	15	
0	Courtney Clements	24:58	2	6	0	0	2	2	1	3	2	1	0	0	0	6	
45	Sasha Goodlett	10:38	0	0	0	0	0	0	2	2	0	1	0	0	0	0	
9	Markeisha Gatling	4:00	0	0	0	0	0	0	0	0	0	1	0	0	0	0	
25	Gennifer Brandon	0:36	0	0	0	0	0	0	0	0	0	0	0	0	0	0	
22	Courtney Vandersloot	DND - MCL Sprain															

TOTALS: 26 56 2 9 28 30 6 30 36 12 18 4 14 4 82
PERCENTAGES: 46.4% 22.2% 93.3% TM REB: 10 TOT TO: 15 (16 PTS)

HOME: CONNECTICUT SUN (11-19)

NO	PLAYER	MIN	FG	FGA	3P	3PA	FT	FTA	OR	DR	TOT	A	PF	ST	TO	BS	PTS
25	Alyssa Thomas	F 32:05	5	11	0	0	5	6	4	2	6	2	0	2	0	0	15
5	Kelsey Griffin	F 25:24	2	8	0	0	2	2	4	5	9	1	4	1	0	0	6
14	Kelsey Bone	C 31:15	7	14	0	0	0	1	7	8	2	5	2	2	0	0	14
23	Katie Douglas	G 32:54	4	16	1	7	2	3	1	2	3	0	2	1	0	1	11
20	Alex Bentley	G 30:19	5	16	1	5	0	0	2	2	3	3	2	0	0	0	14
21	Renee Montgomery	12:36	1	5	0	2	3	4	0	0	0	1	3	1	1	0	5
16	Ebony Hoffman	14:36	0	3	0	0	0	2	0	2	1	2	0	2	0	0	
4	Danielle McCray	10:16	1	3	0	0	2	2	1	2	3	0	1	0	1	0	
7	Kayla Pedersen	8:45	0	0	0	0	0	0	0	1	1	0	1	0	1	0	
34	Kelly Faris	1:50	0	0	0	0	0	0	0	0	0	0	1	0	0	0	
3	Allison Hightower	DND - Left Knee Surgery															
13	Chiney Ogwumike	DND - Dental Procedure															

TOTALS: 25 76 2 16 14 17 13 21 34 10 22 8 8 1 66
PERCENTAGES: 32.9% 12.5% 82.4% TM REB: 6 TOT TO: 10 (3 PTS)

SCORE BY PERIODS

PERIOD	1	2	3	4	FINAL
SKY	20	16	22	24	82
SUN	19	22	10	15	66

Technical Fouls - Individual
SKY: NONE
SUN (5): Donovan 3:34 1st, Douglas 6:37 4th, Bone 5:34 4th

Flagrant Fouls
SKY (1): 3:12 3rd Young-FLG1

Pts. in the Pt. Sky 24 (12/21), SUN 38 (19/38)
2nd Chance Pts. Sky 3 (1/6), SUN 9 (3/11)
FB Pts. Sky 9 (2/2), SUN 10 (3/5)
Biggest Lead Sky 18, SUN 6
Lead Changes 3
Times Tied 7

Copyright (c) 2014 NBA Properties, INC. All Rights Reserved

NATIONAL BASKETBALL ASSOCIATION

8/7/2014 Target Center, Minneapolis, MN
Officials: #34 Maj Forsberg, #55 Eric Brewton, #9 Denise Brooks

OFFICIAL SCORER'S REPORT FINAL BOX

Time of Game: 2:02
Attendance: 9,222

VISITOR: Chicago Sky (13-17)

NO	PLAYER	MIN	FG	FGA	3P	3PA	FT	FTA	OR	DR	TOT	A	PF	ST	TO	BS	PTS
1	Tamera Young	F 33:05	2	5	0	0	0	0	0	0	6	6	0	4	0	0	4
51	Jessica Breland	F 25:45	6	10	0	1	0	0	3	6	9	1	3	2	3	0	12
34	Sylvia Fowles	C 27:51	3	10	0	0	2	2	1	5	6	0	2	1	2	3	8
10	Epiphany Prince	G 33:25	7	17	3	6	1	4	0	5	5	4	5	1	0	1	18
21	Jamiera Faulkner	G 18:46	0	4	0	0	0	0	0	0	3	3	6	2	1	1	0
14	Allie Quigley	28:53	9	14	2	4	0	0	0	2	2	3	1	0	4	0	20
45	Sasha Goodlett	6:59	0	1	0	0	0	0	0	2	2	0	2	0	0	0	
11	Elena Delle Donne	16:24	1	7	0	3	0	0	0	1	1	0	2	0	0	2	
0	Courtney Clements	4:00	0	1	0	1	0	0	0	1	1	0	2	0	0	0	
9	Markeisha Gatling	4:51	0	0	0	0	0	0	0	0	0	0	1	0	0	0	
25	Gennifer Brandon	DNP - Coach's Decision															
22	Courtney Vandersloot	DND - Knee Injury															

TOTALS: 28 69 5 15 3 6 4 31 35 14 24 5 11 5 64
PERCENTAGES: 40.6% 33.3% 50.0% TM REB: 10 TOT TO: 12 (12 PTS)

HOME: MINNESOTA LYNX (24-6)

NO	PLAYER	MIN	FG	FGA	3P	3PA	FT	FTA	OR	DR	TOT	A	PF	ST	TO	BS	PTS
23	Maya Moore	F 31:42	6	14	0	3	5	7	1	4	5	3	2	3	2	1	17
32	Rebekkah Brunson	F 31:55	5	13	0	0	0	1	4	2	6	1	2	1	2	0	10
4	Janel McCrawley	C 27:59	3	8	0	0	3	4	2	3	5	2	1	1	0	2	9
33	Seimone Augustus	G 29:25	3	10	0	1	3	4	1	3	4	5	0	0	1	0	9
13	Lindsay Whalen	G 27:33	6	12	0	0	2	3	0	5	5	4	1	1	2	0	14
14	Devereaux Peters	17:06	2	4	0	0	0	0	0	5	5	0	2	1	0	0	4
22	Janet Wright	20:33	3	6	0	0	2	5	0	4	4	2	0	1	1	0	8
5	Tan White	7:51	0	4	0	3	2	2	0	0	1	0	0	0	0	2	
34	Damiris Dantas	3:00	0	0	0	1	2	0	1	1	1	0	1	0	0	0	
20	Tricia Liston	2:37	0	0	0	0	0	0	0	0	0	0	0	0	0	1	
3	Nadirah McKeith	0:19	0	0	0	0	0	0	0	0	0	0	0	0	0	0	
31	Asia Taylor	DNP - Coach's Decision															

TOTALS: 28 71 0 7 18 28 8 27 35 18 9 8 6 6 74
PERCENTAGES: 39.4% 00.0% 64.3% TM REB: 17 TOT TO: 6 (10 PTS)

SCORE BY PERIODS

PERIOD	1	2	3	4	FINAL
SKY	11	13	22	18	64
LYNX	17	13	14	30	74

Technical Fouls - Defensive Three Second
SKY (2): 7:24 1st, 6:06 2nd
LYNX: NONE

Pts. in the Pt. Sky 22 (11/34), LYNX 42 (21/37)
2nd Chance Pts. Sky 4 (2/6), LYNX 13 (5/10)
FB Pts. Sky 2 (1/4), LYNX 9 (3/8)
Biggest Lead Sky 3, LYNX 12
Lead Changes 16
Times Tied 9

Copyright (c) 2014 NBA Properties, INC. All Rights Reserved

NATIONAL BASKETBALL ASSOCIATION

8/10/2014 Allstate Arena, Rosemont, IL
Officials: #22 Tyler Ford, #49 Kevin Sparrock, #55 Eric Brewton

OFFICIAL SCORER'S REPORT FINAL BOX

Time of Game: 1:54
Attendance: 6,021

VISITOR: Atlanta Dream (17-14)

NO	PLAYER	MIN	FG	FGA	3P	3PA	FT	FTA	OR	DR	TOT	A	PF	ST	TO	BS	PTS	
20	Sancho Lyttle	F 34:04	6	16	0	0	4	2	8	10	0	3	2	0	0	0	16	
14	Erika de Souza	F 25:25	3	7	0	0	1	2	3	1	4	0	3	1	3	3	7	
13	Anelka Henry	C 21:32	4	5	0	0	0	1	3	4	0	4	0	0	0	3	0	
21	Tiffany Hayes	G 25:42	4	10	0	0	3	4	6	0	3	3	3	4	0	2	0	12
9	Celine Dumerc	G 24:46	3	9	3	7	0	0	1	5	6	6	1	1	3	1	9	
23	Shoni Schimmel	25:05	5	9	5	7	0	0	2	3	5	2	1	0	7	0	15	
31	Nadia Colhado	10:28	1	2	0	0	0	0	1	1	0	2	0	0	0	1	2	
10	Matee Ajajon	22:55	3	8	0	0	2	3	0	2	2	3	3	0	0	0	8	
21	Amanda Thompson	5:03	0	0	0	0	0	0	1	1	0	0	0	0	0	0		
5	Jasmine Thomas	4:00	0	3	0	0	0	0	1	1	1	1	0	0	0	0		
35	Angel McCoughtry	DND - Foot																
1	DeLisha Milton-Jones	NWT - Right Achilles																

TOTALS: 25 69 8 19 11 15 10 27 37 15 22 4 15 8 69
PERCENTAGES: 36.2% 42.1% 73.3% TM REB: 9 TOT TO: 15 (11 PTS)

HOME: CHICAGO SKY (14-17)

NO	PLAYER	MIN	FG	FGA	3P	3PA	FT	FTA	OR	DR	TOT	A	PF	ST	TO	BS	PTS
1	Tamera Young	F 13:54	1	4	0	0	0	0	2	2	1	1	0	1	0	0	2
51	Jessica Breland	F 22:07	2	6	0	0	0	1	5	6	4	0	1	0	2	4	

2014

CHICAGO SKY PLAYOFF MEDIA GUIDE



2014 SKY BOX SCORES

NATIONAL BASKETBALL ASSOCIATION

8/16/2014 Bankers Life Fieldhouse, Indianapolis, IN
 Officials: #12 Scott Bolnick, #30 Thomas Nunez, #34 Maj Forsberg

OFFICIAL SCORER'S REPORT FINAL BOX

Time of Game: 1:56
 Attendance: 10,625

VISITOR: Chicago Sky (15-18)

NO	PLAYER	MIN	FG	FGA	3P	3PA	FT	FTA	OR	DR	TOT	A	PF	ST	TO	BS	PTS	
1	Tamera Young	F 29:57	4	6	0	0	1	2	0	3	3	1	4	0	1	0	9	
51	Jessica Breland	F 26:06	2	7	0	0	0	0	1	3	4	2	5	1	3	2	4	
34	Sylvia Fowles	C 30:53	2	8	0	0	0	0	0	7	7	1	2	2	2	0	4	
21	Jamierra Faulkner	G 9:35	1	3	0	1	0	0	0	3	3	3	1	1	1	0	2	
10	Epiphany Prince	G 32:27	2	6	1	3	6	7	0	3	3	4	3	1	2	2	11	
14	Allie Quigley	25:26	6	12	3	3	2	2	1	0	1	1	1	0	2	0	17	
11	Elena Delle Donne	22:04	5	14	2	6	2	4	3	4	7	2	2	1	0	3	14	
45	Sasha Goodlett	1:41	0	0	0	0	0	0	0	0	0	0	0	0	0	0	0	
22	Courtney Vandersloot	14:25	2	3	0	0	0	0	0	0	0	2	2	2	1	0	4	
9	Markeisha Gatling	7:26	1	1	0	0	0	0	0	0	0	0	1	0	0	0	2	
25	Gennifer Brandon	DNP - Coach's Decision																
0	Courtney Clements	DNP - Coach's Decision																
TOTALS:			25	60	6	13	11	15	5	23	28	16	21	8	12	7	67	
PERCENTAGES:			41.7%	46.2%	73.3%	TM REB:	10	TOT TO:		13 (20 PTS)								

HOME: INDIANA FEVER (16-17)

NO	PLAYER	MIN	FG	FGA	3P	3PA	FT	FTA	OR	DR	TOT	A	PF	ST	TO	BS	PTS	
25	Marissa Coleman	F 21:35	4	10	1	5	0	0	1	3	4	2	2	1	0	0	9	
24	Tamika Catchings	F 31:11	10	19	0	2	5	5	3	6	9	0	3	1	2	0	25	
2	Eriana Larkins	C 32:51	1	3	0	0	0	5	3	8	1	2	3	0	3	2	2	
1	Shavonte Zellous	G 32:10	3	10	1	2	1	2	1	3	4	1	4	0	2	1	8	
20	Briann January	G 33:44	5	11	2	4	2	2	0	3	3	7	1	2	3	0	14	
13	Karima Christmas	23:38	2	8	1	2	1	2	1	3	4	0	1	0	1	1	6	
33	Natasha Howard	8:49	3	4	0	0	1	2	3	1	4	0	2	0	2	0	7	
11	Lynetta Kizer	7:09	0	1	0	0	0	0	2	1	3	0	2	1	0	1	0	
4	Sydney Carter	6:16	0	2	0	0	0	0	0	0	0	0	1	0	1	0	0	
8	Maggie Lucas	2:37	0	0	0	0	0	0	0	0	0	0	0	0	0	0	0	
5	Layshia Clarendon	DNP - Coach's Decision																
34	Krystal Thomas	DNP - Coach's Decision																
TOTALS:			28	68	5	15	10	13	16	23	39	11	18	8	11	6	71	
PERCENTAGES:			41.2%	33.3%	76.9%	TM REB:	5	TOT TO:		12 (9 PTS)								

SCORE BY PERIODS

Sky	1	2	3	4	FINAL
FEVER	16	15	21	15	67
	32	12	10	17	71

Pts. in the Pt. Sky 18 (9/24), FEVER 34 (17/31)
 2nd Chance Pts. Sky 7 (3/6), FEVER 18 (7/17)
 FB Pts. Sky 6 (3/5), FEVER 12 (5/5)

Biggest Lead Sky 0, FEVER 18
 Lead Changes 0
 Times Tied 1

MEMO: IND - Largest Crowd of Season

Copyright (c) 2014 NBA Properties, INC. All Rights Reserved

NATIONAL BASKETBALL ASSOCIATION

8/17/2014 Allstate Arena, Rosemont, IL
 Officials: #42 Roy Gulbeyan, #49 Kevin Sparrock, #53 Jeff Smith

OFFICIAL SCORER'S REPORT FINAL BOX

Time of Game: 1:38
 Attendance: 7,967

VISITOR: San Antonio Stars (16-18)

NO	PLAYER	MIN	FG	FGA	3P	3PA	FT	FTA	OR	DR	TOT	A	PF	ST	TO	BS	PTS	
21	Kayla McBride	F 31:41	4	12	2	5	2	2	1	0	1	3	2	1	3	0	12	
23	Danielle Adams	F 24:15	8	18	0	4	2	2	4	7	11	1	2	1	0	2	18	
32	Jayne Appel	C 6:43	1	1	0	0	0	1	1	2	3	0	0	0	0	0	2	
25	Becky Hammon	G 10:05	0	1	0	1	0	0	0	0	0	0	4	0	0	0	0	
42	Shenise Johnson	G 33:24	6	12	0	2	0	0	0	3	5	8	1	4	3	0	12	
33	Sophia Young-Malcolm	21:33	3	5	0	0	1	2	1	3	4	3	1	0	1	0	7	
40	Kayla Alexander	14:40	3	3	0	0	2	2	1	4	5	1	3	0	2	0	8	
7	Jia Perkins	20:59	6	11	1	2	0	0	1	1	2	3	2	2	1	1	13	
20	Shameka Christon	23:51	3	7	1	4	1	1	2	2	4	1	3	1	0	0	8	
45	Astou Ndour	12:49	2	4	0	0	0	0	0	2	2	0	1	0	1	0	4	
13	Danielle Robinson	NWT - Right Knee																
0	Davellyn Whyte	NWT - Right Knee																
TOTALS:			36	74	4	18	8	10	14	26	40	24	15	9	11	3	84	
PERCENTAGES:			48.6%	22.2%	80.0%	TM REB:	3	TOT TO:		11 (11 PTS)								

HOME: CHICAGO SKY (15-19)

NO	PLAYER	MIN	FG	FGA	3P	3PA	FT	FTA	OR	DR	TOT	A	PF	ST	TO	BS	PTS	
1	Tamera Young	F 16:47	3	4	0	0	2	2	0	3	3	1	2	1	2	0	8	
51	Jessica Breland	F 6:07	1	3	0	0	0	0	0	2	2	0	0	0	0	0	2	
9	Markeisha Gatling	C 23:45	1	4	0	0	2	2	1	2	3	0	3	0	2	1	4	
0	Courtney Clements	G 37:55	8	11	1	2	0	0	0	1	1	3	2	1	1	0	17	
22	Courtney Vandersloot	G 21:29	3	9	1	2	2	2	0	3	3	4	2	1	4	0	9	
14	Allie Quigley	30:54	7	12	1	1	1	1	1	0	3	3	2	0	2	1	0	16
45	Sasha Goodlett	16:15	3	5	0	0	0	1	2	2	4	1	4	0	0	0	6	
21	Jamierra Faulkner	18:31	2	7	0	2	0	0	0	0	0	1	2	1	2	0	4	
25	Gennifer Brandon	28:17	1	7	0	0	4	7	4	6	10	2	0	1	3	1	6	
11	Elena Delle Donne	DNP - Coach's Decision																
34	Sylvia Fowles	DNP - Coach's Decision																
10	Epiphany Prince	DNP - Coach's Decision																
TOTALS:			29	62	3	7	11	15	7	22	29	14	15	7	15	4	72	
PERCENTAGES:			46.8%	42.9%	73.3%	TM REB:	5	TOT TO:		15 (13 PTS)								

SCORE BY PERIODS

Stars	1	2	3	4	FINAL
SKY	22	29	14	19	84
	21	14	19	18	72

Pts. in the Pt. Stars 52 (26/44), SKY 26 (13/32)
 2nd Chance Pts. Stars 12 (6/11), SKY 7 (2/5)
 FB Pts. Stars 12 (5/6), SKY 11 (4/6)

Biggest Lead Stars 18, SKY 5
 Lead Changes 2
 Times Tied 3

MEMO: Sky's 3rd block was 200th. 1st WNBA team to block 200 in back to back seasons.
 MEMO: Sky- New season attendance record (113,640). 6th straight record season.
 MEMO: Largest Non-Camp Day Attendance. Previous 6885 on 6/29/13.

Copyright (c) 2014 NBA Properties, INC. All Rights Reserved



2014 GAME LEADERS

MINUTES PLAYED

Tamera Young	937
Jessica Breland	849
Allie Quigley	843

POINTS SCORED

Epiphanny Prince	391
Allie Quigley	380
Jessica Breland	311

POINTS PER GAME

Elena Delle Donne	17.9
Epiphanny Prince	15.0
Sylvia Fowles	13.4

FIELD GOAL PCT. (MIN 25 FGM)

Markeisha Gatling	64.8%
Sylvia Fowles	54.6%
Jessica Breland	46.1%

FREE THROW PCT. (MIN 20 FTM)

Elena Delle Donne	93.3%
Allie Quigley	87.9%
Epiphanny Prince	87.6%

3-POINT FG PCT. (MIN 10 3PT FGM)

Allie Quigley	38.7%
Elena Delle Donne	36.4%
Epiphanny Prince	32.7%

THREE-POINT FIELD GOALS MADE

Allie Quigley	41
Epiphanny Prince	32
Elena Delle Donne	20

OFFENSIVE REBOUNDS

Jessica Breland	63
Sylvia Fowles	45
Tamera Young	37

DEFENSIVE REBOUNDS

Sylvia Fowles	158
Jessica Breland	156
Tamera Young	136

TOTAL REBOUNDS

Jessica Breland	219
Sylvia Fowles	203
Tamera Young	173

REBOUNDS PER GAME

Sylvia Fowles	10.2
Jessica Breland	6.8
Tamera Young	5.1

ASSISTS

Jamerria Faulkner	120
Courtney Vandersloot	102
Epiphanny Prince	100

BLOCKED SHOTS

Jessica Breland	58
Sylvia Fowles	41
Elena Delle Donne	24

2014

CHICAGO SKY PLAYOFF MEDIA GUIDE



2014 SKY PLAYOFFS

[2014 GAME LEADERS](#)

[2013 WNBA PLAYERS](#)

[ALL-TIME SKY PLAYOFF HISTORY](#)



SKY PLAYERS IN THE PLAYOFFS

Elena Delle Donne

Minutes	34	9/20/13 Chicago vs. Indiana
FGM	6	9/20/13 Chicago vs. Indiana
FGA	11	9/22/13 Chicago @ Indiana
3FGM	N/A	
3FGA	2	9/22/13 Chicago @ Indiana
FTM	8	9/20/13 Chicago vs. Indiana
FTA	8	9/20/13 Chicago vs. Indiana
OR	2	9/20/13 Chicago vs. Indiana
DR	2 (twice)	9/22/13 Chicago @ Indiana
Reb	4	9/20/13 Chicago vs. Indiana
Assts	2 (twice)	9/22/13 Chicago @ Indiana
Stls	1	9/20/13 Chicago vs. Indiana
TO	1 (twice)	9/22/13 Chicago @ Indiana
Blks	4	9/20/13 Chicago vs. Indiana
Pts	20	9/20/13 Indiana @ Chicago

Courtney Clements

Minutes	4	10/6/13 Atlanta @ Minnesota
FGM	N/A	
FGA	3	10/6/13 Atlanta @ Minnesota
3FGM	N/A	
3FGA	1	10/6/13 Atlanta @ Minnesota
FTM	1	10/8/13 Atlanta @ Minnesota
FTA	2	10/8/13 Atlanta @ Minnesota
OR	1	9/29/13 Atlanta @ Indiana
DR	1	10/6/13 Atlanta @ Minnesota
Reb	1 (twice)	10/6/13 Atlanta @ Minnesota
Assts	N/A	
Stls	1	10/6/13 Atlanta @ Minnesota
TO	N/A	
Blks	1	10/6/13 Atlanta @ Minnesota
Pts	1	10/8/13 Atlanta @ Minnesota

Courtney Vandersloot

Minutes	31	9/20/13 Chicago vs. Indiana
FGM	3 (twice)	9/22/13 Chicago @ Indiana
FGA	11	9/20/13 Chicago vs. Indiana
3FGM	N/A	
3FGA	1	9/20/13 Chicago vs. Indiana
FTM	2	9/22/13 Chicago @ Indiana
FTA	2	9/22/13 Chicago @ Indiana
OR	N/A	
DR	3	9/22/13 Chicago @ Indiana
Reb	3	9/20/13 Chicago vs. Indiana
Assts	7	9/20/13 Chicago vs. Indiana
Stls	1 (twice)	9/22/13 Chicago @ Indiana
TO	3 (twice)	9/22/13 Chicago @ Indiana
Blks	1	9/22/13 Chicago @ Indiana
Pts	8	9/22/13 Chicago @ Indiana

Elena Delle Donne

Minutes	34	9/20/13 Chicago vs. Indiana
FGM	6	9/20/13 Chicago vs. Indiana
FGA	11	9/22/13 Chicago @ Indiana
3FGM	N/A	
3FGA	2	9/22/13 Chicago @ Indiana
FTM	8	9/20/13 Chicago vs. Indiana
FTA	8	9/20/13 Chicago vs. Indiana
OR	2	9/20/13 Chicago vs. Indiana
DR	2 (twice)	9/22/13 Chicago @ Indiana
Reb	4	9/20/13 Chicago vs. Indiana
Assts	2 (twice)	9/22/13 Chicago @ Indiana
Stls	1	9/20/13 Chicago vs. Indiana
TO	1 (twice)	9/22/13 Chicago @ Indiana
Blks	4	9/20/13 Chicago vs. Indiana
Pts	20	9/20/13 Indiana @ Chicago



SKY PLAYERS IN THE PLAYOFFS

Epiphanny Prince

Minutes	35	9/20/13 Chicago vs. Indiana
FGM	5	9/20/13 Chicago vs. Indiana
FGA	14	9/20/13 Chicago vs. Indiana
3FGM	2	9/20/13 Chicago vs. Indiana
3FGA	5	9/20/13 Chicago vs. Indiana
FTM	7	9/20/13 Chicago vs. Indiana
FTA	7	9/20/13 Chicago vs. Indiana
OR	N/A	
DR	2	9/22/13 Chicago @ Indiana
Reb	2	9/22/13 Chicago @ Indiana
Assts	1	9/22/13 Chicago @ Indiana
Stls	2	9/22/13 Chicago @ Indiana
TO	N/A	
Blks	N/A	
Pts	19	9/20/13 Indiana @ Chicago

Sasha Goodlett

Minutes	4	10/19/12 Minnesota @ Indiana
FGM	N/A	
FGA	N/A	
3FGM	N/A	
3FGA	N/A	
FTM	N/A	
FTA	N/A	
OR	N/A	
DR	N/A	
Reb	N/A	
Assts	N/A	
Stls	N/A	
TO	N/A	
Blks	N/A	
Pts	N/A	

Sylvia Fowles

Minutes	36	9/22/13 Chicago @ Indiana
FGM	6 (twice)	9/22/13 Chicago @ Indiana
FGA	13 (twice)	9/22/13 Chicago @ Indiana
3FGM	N/A	
3FGA	N/A	
FTM	4	9/20/13 Chicago vs. Indiana
FTA	7	9/20/13 Chicago vs. Indiana
OR	4	9/22/13 Chicago @ Indiana
DR	10	9/22/13 Chicago @ Indiana
Reb	14	9/22/13 Chicago @ Indiana
Assts	1	9/20/13 Chicago vs. Indiana
Stls	3	9/20/13 Chicago vs. Indiana
TO	5	9/20/13 Chicago vs. Indiana
Blks	3	9/20/13 Chicago vs. Indiana
Pts	16	9/20/13 Indiana @ Chicago

Tamera Young

Minutes	18	9/20/13 Chicago vs. Indiana
FGM	1 (twice)	9/22/13 Chicago @ Indiana
FGA	3	9/22/13 Chicago @ Indiana
3FGM	N/A	
3FGA	N/A	
FTM	3	9/22/13 Chicago @ Indiana
FTA	4	9/22/13 Chicago @ Indiana
OR	N/A	9/20/13 Chicago vs. Indiana
DR	2	9/20/13 Chicago vs. Indiana
Reb	2	9/20/13 Chicago vs. Indiana
Assts	2	9/20/13 Chicago vs. Indiana
Stls	1 (twice)	9/22/13 Chicago @ Indiana
TO	N/A	
Blks	N/A	
Pts	5	9/22/13 Chicago @ Indiana

2014

CHICAGO SKY PLAYOFF MEDIA GUIDE



ALL-TIME SKY PLAYOFF HISTORY

DATE	SITE	W-L, SCORE	-----HIGH SCORER-----		-----HIGH REBOUNDER-----	
			SKY	OPPONENTS	SKY	OPPONENTS
2013 FIRST ROUND VS. INDIANA, ELIMINATED 0-2						
Sep. 20	@ Chicago	L, 85-72	E. Della Donne-20	S. Zellous-20	S. Fowles-10	E. Larkins-11
Sep. 22	@ Indiana	L, 57-79	S. Fowles-14	T. Catchings-18	S. Fowles-14	T. Catchings-12



2013 WNBA PLAYOFFS

WESTERN CONFERENCE SEMI FINALS

Minnesota defeated Seattle 2-0

Game 1: Minnesota 80, Seattle 64
Game 2: Minnesota 58, Seattle 55

Phoenix defeated Los Angeles 2-1

Game 1: Phoenix 86, Los Angeles 75
Game 2: Phoenix 73, Los Angeles 82
Game 3: Phoenix 78, Los Angeles 77

EASTERN CONFERENCE SEMI FINALS

Indiana defeated Chicago 2-0

Game 1: Indiana 85, Chicago 72
Game 2: Indiana 79, Chicago 57

Atlanta defeated Washington 2-1

Game 1: Atlanta 56, Washington 71
Game 2: Atlanta 63, Washington 45
Game 3: Atlanta 80, Washington 72

WESTERN CONFERENCE FINALS

Minnesota defeated Phoenix 2-0

Game 1: Minnesota 85, Phoenix 62
Game 2: Minnesota 72, Phoenix 65

EASTERN CONFERENCE FINALS

Atlanta defeated Indiana 2-0

Game 1: Atlanta 84, Indiana 79
Game 2: Atlanta 67, Indiana 53

WNBA FINALS

Minnesota defeated Atlanta 3-0

Game 1: Minnesota 84, Atlanta 59
Game 2: Minnesota 88, Atlanta 63
Game 3: Minnesota 86, Atlanta 77

2014

CHICAGO SKY PLAYOFF MEDIA GUIDE



2014 WNBA STATISTICS

*STANDINGS AND HEAD-TO-HEAD WIN GRID TOP 10 LEAGUE LEADERS OFFENSIVE/DEFENSIVE
RATIOS-TEAMS AND RATIOS-PLAYERS MISCELLANEOUS AND HIGHS/LOWS*



STANDINGS

WNBA STANDINGS

INCLUDES GAMES OF SUNDAY, AUGUST 17, 2014

EASTERN CONFERENCE

	W	L	PCT	GB	HOME	ROAD	LAST-10	STREAK
Atlanta	19	15	.559	-	13- 4	6-11	4-6	Lost 1
Indiana	16	18	.471	3	7-10	9- 8	5-5	Lost 1
Washington	16	18	.471	3	8- 9	8- 9	5-5	Lost 1
Chicago	15	19	.441	4	9- 8	6-11	5-5	Lost 2
New York	15	19	.441	4	10- 7	5-12	5-5	Won 2
Connecticut	13	21	.382	6	9- 8	4-13	3-7	Won 1

WESTERN CONFERENCE

	W	L	PCT	GB	HOME	ROAD	LAST-10	STREAK
Phoenix	29	5	.853	-	16- 1	13- 4	8-2	Won 2
Minnesota	25	9	.735	4	15- 2	10- 7	7-3	Won 1
Los Angeles	16	18	.471	13	7-10	9- 8	6-4	Lost 1
San Antonio	16	18	.471	13	8- 9	8- 9	4-6	Won 3
Seattle	12	22	.353	17	8- 9	4-13	3-7	Lost 2
Tulsa	12	22	.353	17	8- 9	4-13	4-6	Lost 3

HEAD-TO-HEAD WIN GRID

INCLUDES GAMES OF SUNDAY, AUGUST 17, 2014

Women's NBA

WNBA Eastern Conference

													-----Totals-----				Last 10 Current	
	ATL	CHI	CT	IND	LA	MIN	NY	PHO	SA	SEA	TUL	WAS	W	L	PCT	GB	Games	Streak
ATL	--	2	2	3	1	1	1	1	2	1	2	3	19	15	.559	-	4-6	Lost 1
IND	2	3	2	--	0	0	3	0	1	2	1	2	16	18	.471	3	5-5	Lost 1
WAS	1	2	4	2	2	0	2	0	1	0	2	--	16	18	.471	3	5-5	Lost 1
CHI	3	--	3	2	1	0	4	0	0	0	0	2	15	19	.441	4	5-5	Lost 2
NY	3	0	3	1	1	1	--	0	0	2	1	3	15	19	.441	4	5-5	Won 2
CT	2	1	--	2	0	0	2	1	1	2	1	1	13	21	.382	6	3-7	Won 1

WNBA Western Conference

													-----Totals-----				Last 10 Current	
	ATL	CHI	CT	IND	LA	MIN	NY	PHO	SA	SEA	TUL	WAS	W	L	PCT	GB	Games	Streak
PHO	1	2	1	2	5	3	2	--	3	5	3	2	29	5	.853	-	8-2	Won 2
MIN	1	2	2	2	3	--	1	1	4	2	5	2	25	9	.735	4	7-3	Won 1
LA	1	1	2	2	--	1	1	0	1	5	2	0	16	18	.471	13	6-4	Lost 1
SA	0	2	1	1	3	1	2	1	--	1	3	1	16	18	.471	13	4-6	Won 3
SEA	1	2	0	0	0	2	0	0	3	--	2	2	12	22	.353	17	3-7	Lost 2
TUL	0	2	1	1	2	0	1	1	2	2	--	0	12	22	.353	17	4-6	Lost 3



TOP 10 LEAGUE LEADERS

WNBA INDIVIDUAL LEADERS

INCLUDES GAMES OF SUNDAY, AUGUST 17, 2014

SCORING AVERAGE	G	FG	FT	PTS	AVG	REBOUNDS PER GAME	G	OFF	DEF	TOT	AVG	ASSISTS PER GAME	G	AST	AVG
M. Moore, Min.	34	295	160	812	23.9	Paris, Tul.	34	136	211	347	10.2	Taurasi, Pho.	33	185	5.6
Diggins, Tul.	34	232	186	683	20.1	Charles, N.Y.	34	89	231	320	9.4	Whalen, Min.	34	188	5.5
Parker, L.A.	30	216	132	583	19.4	Johnson, Tul.	33	95	210	305	9.2	Robinson, S.A.	33	174	5.3
McCoughtry, Atl.	31	206	131	574	18.5	Larkins, Ind.	33	99	204	303	9.2	Diggins, Tul.	34	170	5.0
Charles, N.Y.	34	236	118	590	17.4	Lytton, Atl.	34	84	221	305	9.0	Parker, L.A.	30	128	4.3
Sims, Tul.	34	201	120	569	16.7	de Souza, Atl.	33	97	189	286	8.7	Hammon, S.A.	32	135	4.2
Taurasi, Pho.	33	171	132	536	16.2	Ogwumike, Ct.	31	123	141	264	8.5	Sims, Tul.	34	142	4.2
Ogwumike, L.A.	33	204	110	521	15.8	M. Moore, Min.	34	72	203	275	8.1	Toliver, L.A.	27	112	4.1
Griner, Pho.	34	219	93	531	15.6	Griner, Pho.	34	62	209	271	8.0	Bird, Sea.	33	133	4.0
Ogwumike, Ct.	31	196	88	480	15.5	Appel, S.A.	34	66	204	270	7.9	Dumerc, Atl.	28	112	4.0
Prince, Chi.	26	123	113	391	15.0	Dupree, Pho.	34	41	216	257	7.6	Pondexter, N.Y.	34	132	3.9
Johnson, Tul.	33	173	139	485	14.7	Langhorne, Sea.	34	57	196	253	7.4	Prince, Chi.	26	100	3.8
Dupree, Pho.	34	210	73	493	14.5	Parker, L.A.	30	29	185	214	7.1	January, Ind.	31	116	3.7
Whalen, Min.	34	180	117	478	14.1	Ogwumike, L.A.	33	66	168	234	7.1	Bentley, Ct.	34	126	3.7
de Souza, Atl.	33	192	72	456	13.8	Breland, Chi.	32	63	156	219	6.8	Schimmel, Atl.	34	124	3.6
Pondexter, N.Y.	34	161	103	448	13.2	Meesseman, Was.	34	80	138	218	6.4	McCoughtry, Atl.	31	113	3.6
Douglas, Ct.	32	134	89	421	13.2	Vaughn, Was.	33	60	147	207	6.3	Cruz, N.Y.	34	121	3.6
McBride, S.A.	34	154	77	442	13.0	Lavender, L.A.	34	66	147	213	6.3	Wright, Sea.	29	103	3.6
Robinson, S.A.	33	165	96	426	12.9	Bone, Ct.	34	57	124	181	5.3	Faulkner, Chi.	34	120	3.5
Little, Sea.	33	146	106	425	12.9	McCoughtry, Atl.	31	53	109	162	5.2	M. Moore, Min.	34	116	3.4

FIELD GOAL PCT.	FG	FGA	PCT	3-PT FIELD GOAL PCT.	3FG	3GA	PCT	FREE THROW PCT.	FT	FTA	PCT
Larkins, Ind.	124	207	.599	Phillips, Pho.	35	78	.449	Robinson, S.A.	96	102	.941
Griner, Pho.	219	379	.578	Montgomery, N.Y.	28	65	.431	Delle Donne, Chi.	84	90	.933
Paris, Tul.	139	242	.574	Perkins, S.A.	39	95	.411	Meesseman, Was.	50	55	.909
Langhorne, Sea.	180	315	.571	O'Hea, Sea.	29	72	.403	M. Moore, Min.	160	181	.884
Fowles, Chi.	101	185	.546	Hammon, S.A.	47	118	.398	January, Ind.	66	75	.880
de Souza, Atl.	192	352	.545	McBride, S.A.	57	144	.396	Quigley, Chi.	51	58	.879
Ogwumike, Ct.	196	366	.536	Toliver, L.A.	46	117	.393	Prince, Chi.	113	129	.876
Dupree, Pho.	210	394	.533	Quigley, Chi.	41	106	.387	Taurasi, Pho.	132	151	.874
Lavender, L.A.	174	330	.527	Christmas, Ind.	27	70	.386	Ogwumike, L.A.	110	126	.873
Ogwumike, L.A.	204	392	.520	Stricklen, Sea.	47	122	.385	Pierson, N.Y.	79	92	.859

STEALS PER GAME	G	STL	AVG	BLOCKS PER GAME	G	BLK	AVG	MINUTES PER GAME	G	MIN	AVG
McCoughtry, Atl.	31	74	2.39	Griner, Pho.	34	129	3.79	Diggins, Tul.	34	1192	35.1
Lytton, Atl.	34	75	2.21	Fowles, Chi.	20	41	2.05	M. Moore, Min.	34	1181	34.7
Larkins, Ind.	33	64	1.94	Breland, Chi.	32	58	1.81	Sims, Tul.	34	1169	34.4
Prince, Chi.	26	49	1.88	de Souza, Atl.	33	49	1.48	Parker, L.A.	30	995	33.2
M. Moore, Min.	34	64	1.88	Parker, L.A.	30	41	1.37	Robinson, S.A.	33	1091	33.1
Parker, L.A.	30	54	1.80	Ogwumike, Ct.	31	37	1.19	Charles, N.Y.	34	1119	32.9
Ogwumike, L.A.	33	58	1.76	Dolson, Was.	34	37	1.09	Douglas, Ct.	32	1040	32.5
Robinson, S.A.	33	55	1.67	Paris, Tul.	34	36	1.06	Johnson, Tul.	33	1070	32.4
Herrington, L.A.	34	51	1.50	Meesseman, Was.	34	34	1.00	Prince, Chi.	26	840	32.3
Diggins, Tul.	34	50	1.47	Peters, Min.	28	28	1.00	Latta, Was.	34	1079	31.7

2014

CHICAGO SKY PLAYOFF MEDIA GUIDE



OFFENSIVE/DEFENSIVE

WNBA TEAM STATISTICS

TEAMS' STATISTICS / INCLUDES GAMES OF SUNDAY, AUGUST 17, 2014

TEAM	G	FIELD GOALS			3-PT. F.G.'S			FREE THROWS			-- REBOUNDS --			----- MISCELLANEOUS -----					SCORING		
		MADE	ATT.	PCT.	MADE	ATT.	PCT.	MADE	ATT.	PCT.	OFF.	DEF.	TOT.	AST	PF	DQ	STL	TO	BLK	PTS	AVG.
Phoe.	34	1052	2172	.484	178	508	.350	558	687	.812	237	909	1146	661	544	0	235	443	205	2840	83.5
Minn.	34	1068	2285	.467	128	379	.338	512	643	.796	280	918	1198	689	572	2	241	418	124	2776	81.6
Tulsa	34	1000	2342	.427	183	600	.305	577	751	.768	397	782	1179	519	691	5	245	464	110	2760	81.2
Atl.	34	1038	2401	.432	153	505	.303	511	697	.733	400	882	1282	659	659	4	327	546	148	2740	80.6
S.A.	34	985	2291	.430	226	630	.359	449	546	.822	299	778	1077	621	569	0	251	430	97	2645	77.8
L.A.	34	1043	2282	.457	89	282	.316	457	573	.798	299	803	1102	631	585	3	308	492	116	2632	77.4
Chi.	34	973	2245	.433	119	358	.332	526	649	.810	292	870	1162	556	648	4	244	488	201	2591	76.2
Conn.	34	986	2379	.414	151	469	.322	450	606	.743	397	759	1156	473	678	2	273	502	110	2573	75.7
Wash.	34	944	2221	.425	178	561	.317	459	575	.798	330	873	1203	577	638	2	234	525	107	2525	74.3
Ind.	34	907	2168	.418	175	506	.346	532	705	.755	346	751	1097	483	714	3	279	503	139	2521	74.1
N.Y.	34	938	2223	.422	103	338	.305	474	630	.752	311	871	1182	545	590	3	246	491	99	2453	72.1
Sea.	34	895	2051	.436	201	598	.336	419	538	.779	216	754	970	565	589	3	225	498	69	2410	70.9

OPPONENTS' STATISTICS / INCLUDES GAMES OF SUNDAY, AUGUST 17, 2014

TEAM	FIELD GOALS			3-PT. F.G.'S			FREE THROWS			-- REBOUNDS --			----- MISCELLANEOUS -----					--- SCORING ---			
	MADE	ATT.	PCT.	MADE	ATT.	PCT.	MADE	ATT.	PCT.	OFF.	DEF.	TOT.	AST	PF	DQ	STL	TO	BLK	PTS	AVG.	DIFF.
Wash.	959	2325	.412	144	453	.318	448	613	.731	351	799	1150	554	597	1	276	430	92	2510	73.8	+0.4
Phoe.	980	2394	.409	153	509	.301	407	522	.780	344	828	1172	521	664	3	227	457	74	2520	74.1	+9.4
Ind.	923	2084	.443	125	410	.305	583	745	.783	294	789	1083	526	660	4	271	519	179	2554	75.1	-1.0
N.Y.	960	2253	.426	174	499	.349	463	601	.770	294	859	1153	578	598	1	274	453	123	2557	75.2	-3.1
Sea.	979	2142	.457	144	440	.327	459	576	.797	281	825	1106	559	560	3	269	447	114	2561	75.3	-4.4
Minn.	990	2338	.423	216	624	.346	428	548	.781	308	799	1107	600	632	2	229	440	140	2624	77.2	+4.5
Conn.	972	2195	.443	138	428	.322	553	699	.791	318	823	1141	551	617	2	262	531	141	2635	77.5	-1.8
L.A.	1006	2238	.450	158	502	.315	469	580	.809	305	839	1144	615	569	3	274	549	111	2639	77.6	-0.2
Chi.	992	2364	.420	159	504	.315	517	678	.763	381	840	1221	613	628	2	270	450	171	2660	78.2	-2.0
Atl.	985	2302	.428	177	498	.355	523	688	.760	328	840	1168	634	672	3	306	585	115	2670	78.5	+2.1
S.A.	1044	2204	.474	147	456	.322	470	597	.787	284	876	1160	627	598	3	222	477	115	2705	79.6	-1.8
Tulsa	1039	2221	.468	149	411	.363	604	753	.802	316	833	1149	601	682	4	228	462	150	2831	83.3	-2.1

AVG.'S	986	2255	.437	157	478	.329	494	633	.779	317	829	1146	582	623	3	259	483	127	2622	77.1	---
	11829			5734			5924			9950			6979		31		5800			31466	
	27060			1884			7600			3804		13754	7477		3108		1525				

TEAMS' STATISTICS (PER GAME) / INCLUDES GAMES OF SUNDAY, AUGUST 17, 2014

TEAM	G	FIELD GOALS			3-PT. F.G.'S			FREE THROWS			-- REBOUNDS --			----- MISCELLANEOUS -----					PTS	
		MADE	ATT	PCT	MADE	ATT	PCT	MADE	ATT	PCT	OFF	DEF	TOT	AST	PF	DQ	STL	TO		BLK
Atl.	34	30.53	70.62	.432	4.50	14.85	.303	15.03	20.50	.733	11.76	25.94	37.71	19.38	19.38	0.12	9.62	16.06	4.35	80.6
Chi.	34	28.62	66.03	.433	3.50	10.53	.332	15.47	19.09	.810	8.59	25.59	34.18	16.35	19.06	0.12	7.18	14.35	5.91	76.2
Conn.	34	29.00	69.97	.414	4.44	13.79	.322	13.24	17.82	.743	11.68	22.32	34.00	13.91	19.94	0.06	8.03	14.76	3.24	75.7
Ind.	34	26.68	63.76	.418	5.15	14.88	.346	15.65	20.74	.755	10.18	22.09	32.26	14.21	21.00	0.09	8.21	14.79	4.09	74.1
L.A.	34	30.68	67.12	.457	2.62	8.29	.316	13.44	16.85	.798	8.79	23.62	32.41	18.56	17.21	0.09	9.06	14.47	3.41	77.4
Minn.	34	31.41	67.21	.467	3.76	11.15	.338	15.06	18.91	.796	8.24	27.00	35.24	20.26	16.82	0.06	7.09	12.29	3.65	81.6
N.Y.	34	27.59	65.38	.422	3.03	9.94	.305	13.94	18.53	.752	9.15	25.62	34.76	16.03	17.35	0.09	7.24	14.44	2.91	72.1
Phoe.	34	30.94	63.88	.484	5.24	14.94	.350	16.41	20.21	.812	6.97	26.74	33.71	19.44	16.00	0.00	6.91	13.03	6.03	83.5
S.A.	34	28.97	67.38	.430	6.65	18.53	.359	13.21	16.06	.822	8.79	22.88	31.68	18.26	16.74	0.00	7.38	12.65	2.85	77.8
Sea.	34	26.32	60.32	.436	5.91	17.59	.336	12.32	15.82	.779	6.35	22.18	28.53	16.62	17.32	0.09	6.62	14.65	2.03	70.9
Tulsa	34	29.41	68.88	.427	5.38	17.65	.305	16.97	22.09	.768	11.68	23.00	34.68	15.26	20.32	0.15	7.21	13.65	3.24	81.2
Wash.	34	27.76	65.32	.425	5.24	16.50	.317	13.50	16.91	.798	9.71	25.68	35.38	16.97	18.76	0.06	6.88	15.44	3.15	74.3

OPPONENTS' STATISTICS (PER GAME) / INCLUDES GAMES OF SUNDAY, AUGUST 17, 2014

TEAM	G	FIELD GOALS			3-PT. F.G.'S			FREE THROWS			-- REBOUNDS --			----- MISCELLANEOUS -----					PTS	
		MADE	ATT	PCT	MADE	ATT	PCT	MADE	ATT	PCT	OFF	DEF	TOT	AST	PF	DQ	STL	TO		BLK
Atl.	34	28.97	67.71	.428	5.21	14.65	.355	15.38	20.24	.760	9.65	24.71	34.35	18.65	19.76	0.09	9.00	17.21	3.38	78.5
Chi.	34	29.18	69.53	.420	4.68	14.82	.315	15.21	19.94	.763	11.21	24.71	35.91	18.03	18.47	0.06	7.94	13.24	5.03	78.2
Conn.	34	28.59	64.56	.443	4.06	12.59	.322	16.26	20.56	.791	9.35	24.21	33.56	16.21	18.15	0.06	7.71	15.62	4.15	77.5
Ind.	34	27.15	61.29	.443	3.68	12.06	.305	17.15	21.91	.783	8.65	23.21	31.85	15.47	19.41	0.12	7.97	15.26	5.26	75.1
L.A.	34	29.59	65.82	.450	4.65	14.76	.315	13.79	17.06	.809	8.97	24.68	33.65	18.09	16.74	0.09	8.06	16.15	3.26	77.6
Minn.	34	29.12	68.76	.423	6.35	18.35	.346	12.59	16.12	.781	9.06	23.50	32.56	17.65	18.59	0.06	6.74	12.94	4.12	77.2
N.Y.	34	28.24	66.26	.426	5.12	14.68	.349	13.62	17.68	.770	8.65	25.26	33.91	17.00	17.59	0.03	8.06	13.32	3.62	75.2
Phoe.	34	28.82	70.41	.409	4.50	14.97	.301	11.97	15.35	.780	10.12	24.35	34.47	15.32	19.53	0.09	6.68	13.44	2.18	74.1
S.A.	34	30.71	64.82	.474	4.32	13.41	.322	13.82	17.56	.787	8.35	25.76	34.12	18.44	17.59	0.09	6.53	14.03	3.38	79.6
Sea.	34	28.79	63.00	.457	4.24	12.94	.327	13.50	16.94	.797	8.26	24.26	32.53	16.44	16.47	0.09	7.91	13.15	3.35	75.3
Tulsa	34	30.56	65.32	.468	4.38	12.09	.363	17.76	22.15	.802	9.29	24.50	33.79	17.68	20.06	0.12	6.71	13.59	4.41	83.3
Wash.	34	28.21	68.38	.412	4.24	13.32	.318	13.18	18.03	.731	10.32	23.50	33.82	16.29	17.56	0.03	8.12	12.65	2.71	73.8
ONE TEAM		28.99	66.32	.437	4.62	14.05	.329	14.52	18.63	.779	9.32	24.39	33.71	17.11	18.33	0.08	7.62	14.22	3.74	77.1
BOTH TEAMS		57.99	132.65	.437	9.24	28.11	.329	29.04	37.25	.779	18.65	48.77	67.42	34.21	36.65	0.15	15.24	28.43	7.48	154.2

RATIOS-TEAMS

WNBA RATIOS - TEAMS

INCLUDES GAMES OF SUNDAY, AUGUST 17, 2014

Assists Per Turnover

Name	AST	TO	RATIO
Minnesota	689	418	1.65
Phoenix	661	443	1.49
San Antonio	621	430	1.44
Los Angeles	631	492	1.28
Atlanta	659	546	1.21
Chicago	556	488	1.14
Seattle	565	498	1.13
Tulsa	519	464	1.12
New York	545	491	1.11
Washington	577	525	1.10

Steals Per Turnover

Name	STL	TO	RATIO
Los Angeles	308	492	0.63
Atlanta	327	546	0.60
San Antonio	251	430	0.58
Minnesota	241	418	0.58
Indiana	279	503	0.55
Connecticut	273	502	0.54
Phoenix	235	443	0.53
Tulsa	245	464	0.53
New York	246	491	0.50
Chicago	244	488	0.50

RATIOS-PLAYERS

WNBA RATIOS - PLAYERS

Assists Per Turnover

Name	AST	TO	RATIO
Whalen, Min.	188	62	3.03
Hammon, S.A.	135	53	2.55
Toliver, L.A.	112	46	2.43
Prince, Chi.	100	45	2.22
Robinson, S.A.	174	79	2.20
Harding, L.A.	98	45	2.18
Vandersloot, Chi.	102	47	2.17
Hayes, Atl.	86	40	2.15
Taurasi, Pho.	185	87	2.13
Johnson, Sea.	110	53	2.08
Herrington, L.A.	66	33	2.00
Sims, Tul.	142	71	2.00
Young-Malcolm, S.A.	52	26	2.00
Lawson, Was.	69	35	1.97
Dumerc, Atl.	112	58	1.93
Bentley, Ct.	126	68	1.85
Phillips, Pho.	72	39	1.85
McCarville, Min.	105	58	1.81
Taylor, Pho.	102	57	1.79
Bird, Sea.	133	75	1.77

Steals Per Turnover

Name	STL	TO	RATIO
Griffin, Ct.	39	20	1.95
Herrington, L.A.	51	33	1.55
Perkins, S.A.	34	22	1.55
Lyttle, Atl.	75	49	1.53
Young-Malcolm, S.A.	37	26	1.42
Christmas, Ind.	30	25	1.20
Prince, Chi.	49	45	1.09
Bonner, Pho.	49	47	1.04
White, Min.	30	31	0.97
Johnson, S.A.	29	32	0.91
Larkins, Ind.	64	74	0.86
Ogwumike, L.A.	58	68	0.85
Hayes, Atl.	34	40	0.85
Catchings, Ind.	27	33	0.82
M. Moore, Min.	64	80	0.80
Meesseman, Was.	48	61	0.79
McBride, S.A.	33	42	0.79
Paris, Tul.	28	36	0.78
Currie, Was.	36	49	0.73
Harding, L.A.	32	45	0.71



THIS IS **OUR** MOMENT