



CHICAGO SKY **2013 MEDIA GUIDE**

SKY TABLE OF CONTENTS

GENERAL INFORMATION

Spotters Chart	3
2013 Season Schedule	4
Sky General Info/Training Facility	5
Allstate Arena	6
2013 Season Roster	7
In-Game Entertainment	8
Sky in the Community	9
Sky Cares	10
WNBA Cares	11

FRONT OFFICE

Chicago Sky Directory	13
Michael Alter	14
Margaret Stender	15
Adam Fox	16
Front Office	17

COACHES & TRAINERS

Pokey Chatman	19
Wayne "Tree" Rollins	20
Christie Sides	21
Alan Vitelli	22
Ann Crosby	22
Team Physicians	23

2013 CHICAGO SKY TEAM

The Players	25-41
-------------	-------

2012 REGULAR SEASON REVIEW

Regular Season Stats	43
Season Notes	43
2012 & 2013 Transactions	44
Game by Game Results	45
Game by Game Stats	46
Individual & Team Highs	47
Sky Individual Highs-Team Highs & Lows	48
Opponent Individual Highs- Team Highs & Lows	49
Game Leaders	50

SKY HISTORY

Franchise Firsts	52
Draft History	53
Honor Roll/All-Time Records	54
Leaders by Year	55-56
All-Time Transactions	57-58
2011 Stats	59
2011 Game by Game Results	60
2010 Stats	61
2010 Game by Game Results	62
2009 Stats	63
2009 Game by Game Results	64
2008 Stats	65
2008 Game by Game Results	66
2007 Stats	67
2007 Game by Game Results	68
2006 Stats	69
2006 Game by Game Results	70
WNBA History	71-85

2012 WNBA REVIEW

Regular Season	87
Individual Leaders	88
Team/Opponent Stats	89
Team/Opponent Stats/Game	90
Playoffs	91

THE OPPONENTS

Atlanta	93-94
Connecticut	95-96
Indiana	97-98
Los Angeles	99-100
Minnesota	101-102
New York	103-104
Phoenix	105-106
San Antonio	107-108
Seattle	109-110
Tulsa	111-112
Washington	113-114

MEDIA/WNBA INFORMATION

Sky Broadcast Team	116
Chicago Sky Media Outlets	117
WNBA Directory/PR Contacts	118

GENERAL INFORMATION

**SPOTTERS CHART 2013 SEASON SCHEDULE SKY GENERAL INFO/TRAINING FACILITY ALLSTATE ARENA
2013 PRESEASON ROSTER IN-GAME ENTERTAINMENT SKY IN THE COMMUNITY SKY CARES WNBA CARES**

SPOTTERS CHART



**MICHELLE
CAMPBELL #25**

Forward



**SWIN
CASH #8**

Forward



**ELENA
DELLE DONNE #11**

Guard/Forward



**SYLVIA
FOWLES #34**

Center



**ESHAYA
MURPHY #7**

Guard



**EPIHANNY
PRINCE #10**

Guard



**ALLIE
QUIGLEY #14**

Guard



**CAROLYN
SWORDS #30**

Center



**COURTNEY
VANDERSLOOT #22**

Guard



**TAMERA
YOUNG #1**

Forward



**SHARNEE'
ZOLL-NORMAN #5**

Guard

2013 SKY SEASON SCHEDULE

MAY 2013

S	M	T	W	T	F	S
			1	2	3	4
5	6	7	8	9	10	11
12	13	14	15	16	17	18
19	20	21	22	23	24	25
26	27 @PHX 4pm	28	29	30	31 CON 7:30pm	

JUNE 2013

S	M	T	W	T	F	S
2 TUL 5pm	3	4	5	6	7 @SAN 7pm	8
9 SAN 5pm	10	11	12	13	14	15
16 @ATL 2pm	17	18	19	20 @TUL 11:30am	21	22 @IND 6pm
23	24	25	26 NY 11:30am	27	28	29 LA 7pm
30						

JULY 2013

S	M	T	W	T	F	S
	1	2 SEA 7pm	3	4	5	6
7 @NY 2pm	8	9	10 WAS 11:30am	11	12 @CON 6pm	13
14	15	16	17	18 @NY 10am	19	20 NY 7pm
21	22	23	24 @WAS 10:30am	25	26	27
28	29	30	31			

AUGUST 2013

S	M	T	W	T	F	S
				1	2 WAS 7:30pm	3 @IND 6pm
	5	6 IND 7pm	7	8	9 @CON 6pm	10
	12 MIN 5pm	13 @LA 9:30pm	14	15 @SEA 9pm	16	17
	19 CON 5pm	20 @WAS 6pm	21	22	23 NY 7:30pm	24 @ATL 6pm
	26	27	28	29	30	31 ATL 7pm

SEPTEMBER 2013

S	M	T	W	T	F	S
1	2	3	4	5	6 IND 7:30pm	7
8 @WAS 3pm	9	10	11 PHX 7pm	12	13 ATL 7:30pm	14 @MIN 7pm
15	16	17	18	19	20	21
22	23	24	25	26	27	28
29	30					



For a complete broadcast schedule visit
chicagosky.net
All games webcast at chicagosky.net

All Sky home games played at
ALLSTATE ARENA
6920 Mannheim Rd.
Rosemont, IL 60018

All game dates & times subject to change.
All games listed in Central Time Zone.

SKY GENERAL INFORMATION

SKY OFFICE ADDRESS

5500 W. Howard Street
Skokie, IL 60077
Telephone: 312-828-9550
Website: www.chicagosky.net

SKY TRAINING FACILITY

Sachs Recreation Center

TEAM COLORS

Sky Blue, Yellow and White



TELEVISION

Weigel Broadcasting Company-
WCIU, The U, The U Too

PA ANNOUNCER

Ray Clay

TV PLAY-BY-PLAY:

Lisa Byington

TV ANALYST:

Brooke Weisbrod

SKY TICKET INFO:

312-994-5980 or 866-SKY-WNBA

2013 KEY SKY DATES

WNBA Draft	April 15
Training Camp Start	May 5
Media Day	May 9
Pre-Season Games Start	May 10
Last Date for Pre-Season Games	May 21
Final Roster Cut-Down	May 23
Opening Day	May 27
Sky Home Opener	May 31
All-Star Game	July 27
End of Regular Season	September 14
Playoffs Begin	September 19
Last Possible Finals Date	October 16

SKY TRAINING FACILITY

Sachs Recreation Center, facility of the Deerfield Park District, is a 100,000-square-foot community fitness center that was fully renovated in 2009. It boasts such amenities as basketball courts, tennis courts, weight rooms, a four-lane 160-meter track with elevated turns, lap pool, whirlpool, sauna, and spacious locker rooms. Open to the public, Sachs Recreation Center is located at 455 Lake-Cook Road, just west of Waukegan Road in Deerfield, Illinois.

ALLSTATE ARENA

ALLSTATE ARENA FACTS

- >> 6920 Mannheim Rd, Rosemont, IL 60018
- >> 2nd highest concert ticket sale venue in the US, with more than 1.5 million visitors and 150 events annually
- >> Ranked #12 venue worldwide based on ticket sales
- >> World-class professionalism, cleanliness, service and quality
- >> Received \$30 million facelift beginning in 1999
- >> Home of the Chicago Sky, Chicago Rush, Chicago Wolves and DePaul University mens basketball team
- >> Sky seating capacity over 7,000 expandable to 18,500

ALLSTATE ARENA BENEFITS

- >> Very accessible, close to CTA Blue Line and major highways
- >> Plenty of parking with easy access to building
- >> State-of-the-art audio and visual systems, with center-hung screen and scoreboard
- >> Comfortable padded seats, many with cupholders
- >> Big, wide, bright concourse, easy access to concessions, restrooms and merchandize outlets
- >> Club and group hospitality options including luxury boxes

COURTSIDE CLUB

Enjoy the Sky's courtside version of a skybox. The Courtside Club seats up to 100 guests to experience some of the most unique sight lines in the arena. Located on the floor right in front of the players' tunnel, guests will be able to mingle and watch the game from high-top tables while they enjoy unlimited food, beer, wine and soda. The Courtside Club is an excellent way to entertain while getting a great view of your favorite Sky players.

SKY DECK

Enjoy fun, food and basketball as you watch the game from our Sky Deck. Fans who take advantage of this exclusive seating area will receive a ticket to the game, early access to the arena to watch shoot around, and all you can eat and drink* until halftime. The Sky Deck is available for Friday, Saturday and Sunday games for only \$30 per person and a minimum purchase of 4 tickets is required.

* Drinks include water and soda

SKY PATIO

Enjoy a night of hoops and hops at a Sky game in our entertainment section, the Patio. Fans who take advantage of this exclusive seating area will receive a ticket to the game with all-inclusive beer and wine service*. The Patio is available for Friday and Saturday games for only \$35 per person and a minimum purchase of 4 tickets is required.

* Service available until the end of the third quarter

SEATING CHART



2013 SKY ROSTER

NUM	PLAYER	POS	HT	WT	DOB	FROM	YEARS
25	Michelle Campbell	F	6-2	188	05/12/1984	Rutgers	R
8	Swin Cash	F	6-1	162	09/22/1979	Connecticut	11
11	Elena Delle Donne	G/F	6-5	187	09/05/1989	Delaware	R
34	Sylvia Fowles	C	6-6	200	10/06/1985	Louisiana State	5
7	Eshaya Murphy	G	5-11	164	04/15/1985	USC	6
14	Allie Quigley	G	5-10	140	06/20/1986	DePaul	4
10	Epiphanny Prince	G	5-9	167	01/11/1988	Rutgers	3
30	Carolyn Swords	C	6-6	212	07/19/1989	Boston College	2
22	Courtney Vandersloot	G	5-9	132	02/08/1989	Gonzaga	2
1	Tamera Young	F	6-2	172	10/30/1986	James Madison	5
5	Sharnee' Zoll-Norman	G	5-7	148	07/11/1986	Virginia	1

HEAD COACH

Pokey Chatman (College - Louisiana State)

ASSISTANT COACHES

Wayne "Tree" Rollins (College - Clemson)

Christie Sides (College - Louisiana Tech)

IN-GAME ENTERTAINMENT



SKY GUY

Born and raised in Chicago, Sky Guy is the team's biggest fan. With five older sisters, all of whom were basketball players, Sky Guy formed a love for women's basketball at an early age. Sky Guy can be seen at every Sky game at Allstate Arena as well as at Sky clinics, girls' basketball tournaments, parades and libraries throughout the Chicagoland area. Sky Guy is always looking to make new friends and meet other Sky fans so say "hi" when you see him.



SKY SQUAD

This five-man aerial ensemble amazes fans with extraordinary dunking displays, complete with mid-air passes, flips and twists. Besides performing at Allstate Arena for Chicago Sky games, Sky Guy and the Sky Squad have dunked all over Illinois at sporting events, birthday parties and city festivals. Sky Guy and the Sky Squad will appear at numerous Sky home games in 2013.



SKY DRUMLINE

presented by McDonalds

The Sky Drumline brings the noise at every Sky home game. Started by Jamie Poindexter seven years ago in his Englewood home as a way to keep busy, the Sky Drumline now performs all over Chicago. His mission is to teach kids to stay in school, stay out of trouble and use their talent. Poindexter's mantra: "When kids get involved in a drumline, it changes their lives."



MCDONALD'S FLY KIDS

presented by McDonalds

The Fly Kids are members of the Chicago Boyz Acrobatic Team, started in 1999 by former circus performer and competitive tumbler, Tim Shaw. Team members learn discipline, respect, hard work, integrity and team work. The Fly Kids' high energy performances feature incredible tumbling, high flying trampoline, and awe-inspiring tricks and stunts inside of twirling jump ropes.

SKY IN THE COMMUNITY

BEING ACTIVE IN THE COMMUNITY IS A HIGH PRIORITY FOR THE CHICAGO SKY.

The Sky participates in numerous community projects throughout the year and focuses on building relationships with community groups and organizations. By getting involved in communities throughout the Chicagoland area, the Sky hopes to inspire fans to get involved.

WNBA Fit

WNBA Fit encourages girls and women of all ages to learn more about their bodies and the importance of physical fitness through programs related to health, fitness, nutrition and self-esteem. The WNBA Fit programming inspires girls and women to start “being fit” through small changes in their daily routine. The content of the program is communicated and delivered through a “Team” of spokespeople and national and local events. In 2013, Sky players, coaches and staff will run instructional basketball clinics throughout the year. On June 9, the Sky will host a Move-A-Palooza event for the Girl Scouts. A Youth Sports Night will take place prior to Sky’s June 29 game against the Los Angeles Sparks.

This programming plus an in-game experience is designed to show youth, ages 7 to 18, how to get active. The Sky Cares Foundation works with local girl-serving organizations (Girls in the Game, Girls on the Run, GoGirlGo Chicago, Step UP Women’s Network, the Chicago Park District, the Mayor’s Fitness Council and Chicago Public Schools) to identify youth from low-income areas of Chicago and welcome them into an inspiring community of positive role models. During the Move-A-Palooza and Youth

Sports events various organizations will introduce the kids to a variety of different sports and ways to stay active. Following each event, the kids will participate in the excitement of a Chicago Sky game. This affords them an unforgettable opportunity to witness firsthand the power and poise of professional female athletes. It also sends a motivating message of what can be accomplished with dedication, determination and discipline.

WNBA Cares Week of Service

On May 22, the Chicago Sky, its Foundation — Sky Cares and the Chicago Sky Legacy Partners will join No Kid Hungry and Greater Chicago Food Depository to work a “Choice Market” at Beidler Elementary School. There, approximately 100 families in need will have the opportunity to shop for groceries and interact with the Sky players and coaches.

No Kid Hungry Illinois

The Chicago Sky has partnered with No Kid Hungry for the 2013 season. In addition to the May 22 Cares Week Service event, the Sky will host a food truck meet-up in the parking lot of Allstate Arena. The meet-up will take place prior to the June 2 game against the Tulsa Shock. A portion of food purchased at the event will go to No Kid Hungry Illinois. Players will also participate in the No Kid Hungry Summer Feeding Program throughout the season. To learn more

about No Kid Hungry Illinois and how you can get involved visit <http://il.nokidhungry.org>.

Breast Health Awareness

For over 16 years, the WNBA Breast Health Awareness program has generated awareness, educated women about breast cancer and raised funds for the initiative. The WNBA and its teams have raised over \$2.5 million to aid in the fight against breast cancer. This season, the Chicago Sky has partnered with the American Cancer Society. As part of this partnership, the Sky has created a “Pink Ticket” package. The package includes a ticket to the Aug. 23 game against New York and a pink Sky t-shirt. The Chicago Sky will donate \$5 dollars to the American Cancer Society for every “Pink Ticket” package sold.

As part of the day’s festivities, the Sky players will wear pink uniforms. We encourage all fans to also wear pink in an effort to “pink out” the arena. At the game, breast cancer survivors will be honored guests. During a silent auction, fans will have a chance to bid on the pink game jerseys, future sports experiences and autographed memorabilia from teams and athletes from the Chicagoland area and the WNBA.

HELPING BUILD GIRL'S SELF-ESTEEM AND PROVIDING GIRLS AND YOUNG WOMEN WITH POSITIVE MENTORS.



The Chicago Sky Cares Foundation aims to enrich the lives of families and youth in the community. The Foundation actively supports the mission through engaging in a series of programs and events focused on education, health and fitness. The Sky's involvement in such programs provides strong, athletic and educated role models to youth and demonstrates the positive impact a professional women's basketball team makes in the community.

Over the last few years, thousands of youth from diverse ethnic, economic and geographical communities have participated in Sky Cares' events. This year, Sky Cares will continue to have a direct and sustainable impact on the community. The aim is to work collaboratively with local organizations to identify and serve youth from underprivileged Chicagoland areas with a mission of:

- >> Increasing youths' self esteem and access to positive, strong leaders and mentors
- >> Teaching conflict resolution and proper ways to overcome obstacles
- >> Teaching ways to get active that fit with daily schedules at home, school and life
- >> Teaching how to become confident and positive individuals

WNBA CARES



WNBA CARES LEAGUE & MARKETING PROGRAMS OVERVIEW

Through WNBA Cares, the WNBA is deeply committed to creating programs that improve the quality of life for all people with a special emphasis on programs that inspire youth and promote education, health and wellness and youth and family development.

WNBA Cares goal alignment focuses on Philanthropy, Service, Legacy and Inspiring Women. Since WNBA Cares launched, the league, players and teams have:

- **PHILANTHROPY:** Donated more than \$11 million to charity, with more than \$3.5 million raised in the fight against breast cancer
- **SERVICE:** More than 525,000 hours of hands-on service
- **LEGACY:** More than 40 places where kids and families can live, learn or play
- **INSPIRATION:** 27 current and former WNBA coaches and players have traveled to 27 countries across five continents as sport ambassadors inspiring youth and promoting health and wellness through basketball.

WNBA CARES WEEK

To promote the tip off of the season, the league and teams will partner with community and marketing partners to host community and fan engagement events that highlight our commitment to the community. WNBA Cares Week will take place from May 17 – 23.



NBA/WNBA FIT

The NBA/WNBA FIT platform is the league's comprehensive health and wellness program that encourages physical activity and healthy living for children and families. Through programs such as Dribble to Stop Diabetes, Jamba Juice FIT Clinics and Coke Live Positively, the NBA/WNBA informs, engages and educates its fans in healthy living practices.



WNBA GREEN

The WNBA is committed to a long-term environmental plan through the implementation of sustainable business practices and procedures that decrease the league's carbon footprint and contribute to a clean, healthy environment. The WNBA Green Game will take place during the June 25 game between the Phoenix Mercury and San Antonio Silver Stars



BREAST HEALTH AWARENESS

The WNBA Breast Health Awareness program focuses on generating awareness and educating women about breast cancer in addition to raising funds for the initiative. This season, WNBA Breast Health Awareness Week will take place from August 18-August 24.

FRONT OFFICE

CHICAGO SKY DIRECTORY MICHAEL ALTER MARGARET STENDER ADAM FOX FRONT OFFICE

2013 CHICAGO SKY DIRECTORY

FRONT OFFICE

Principle Owner - Michael Alter

ADMINISTRATION

Team President/CEO - Adam Fox

Human Resources - Amy Klein-Alter

BASKETBALL OPERATIONS

General Manager and Head Coach - Pokey Chatman

Assistant Coach - Wayne "Tree" Rollins

Assistant Coach - Christie Sides

Strength & Conditioning Coach /

Director of Basketball Operations - Ann Crosby

Athletic Trainer - Alan Vitelli

MARKETING PARTNERSHIPS

Director of Marketing Partnerships - Stephanie Lovingood

Client Services Coordinator - David Farby

COMMUNICATIONS AND OPERATIONS

Vice President of Operations - Michelle Henstock

Media & Communications Coordinator - Stephanie Perleberg

Director of Operations & President of Sky Cares - Erika Swilley

Mascot Coordinator - Andres Baines

Creative Services Coordinator - Stacey Howe

Creative Services Assistant Coordinator - Stacy Medema

Video Production Coordinator - Brett Jendra

Game Operations Coordinator - Kara Konicki

TICKET SALES

VP Ticket Sales, Service & Marketing - Julie Seyller

Director of Ticket Operations - James Thompson

Ticket Sales Manager & Group Specialist - Shane Cleghorn

Manager New Business Development - Bryan Van Den Bosch

Ticket Sales Manager - Jordan Mendelson

Community Relations Ticket Coordinator - Joanna Cermak

Account Executive & Youth Basketball Specialist- Leigh Gordon

Account Executive - David Nelson

Account Executive - Brian Shapiro

Account Executive - Anthony Addison

Account Executive - Rob Johnson

Inside Sales Rep - Rudie Denson

Inside Sales Rep - Natasha Larry

Inside Sales Rep - Anthony Massino

FINANCE

Chief Finance Officer - Rommel Famatid

MICHAEL ALTER

MICHAEL ALTER CHAIRMAN/PRINCIPLE OWNER



Sky owner Michael Alter, a Chicago native with a deep commitment to the city, is dedicated to his franchise and sees it as a way to encourage opportunities for young women in professional athletics. He holds strong beliefs that Chicago is the best sports town in the country, which is a big reason why he decided Chicago needed a WNBA team. Alter's values include hard work, education, excellence and sportsmanship, all characteristics he believes that will lead the Sky to succeed as both an organization and a team. Alter, who was recognized in the Crain's Chicago Business 40 under 40 list in 2000, is the President of Chicago-based The Alter Group, one of the nation's 10 largest commercial real estate developers. Since becoming President in 1995, he has transformed his family's company from a strong, regional office and industrial developer into one of the nation's preeminent privately held full-service real estate companies.

Today, the company has 6,700,000 square feet of space worth \$712,000,000 under development in 25 different markets across the nation, from Washington D.C. to Orange County, CA. Alter has created three new companies under The Alter Group umbrella in the last 7 years -- Alter+Care, EnTrust Realty Advisors and Alter Construction Group -- each of which has become a strong entity in its respective field.

In 1994, Alter founded City Year Chicago, a cutting-edge, non-profit, national-service program which is best known for its signature program, the City Year Youth Service Corps. The goal of the program is to bring together approximately 1,000 people ranging in age from 17-24 from diverse backgrounds and hold them to a full-time commitment of a year of community service, leadership development and civic engagement where they mentor children. During City Year's existence, more than 1 million hours

of service in local communities has been logged. When asked why he thought to bring a WNBA franchise to Chicago, Alter stated, "For me, it was like meeting Ernie Banks or Bill Russell in their prime. I was so impressed, not only by the WNBA players' prowess as athletes but their intelligence, their passion, their dignity and their power to inspire. After meeting these amazing women and learning more about the WNBA, it did not make sense to me that the third largest city in the country, and frankly, in my opinion, the best sports town in the country, did not have a WNBA team."

Alter has a Bachelor of Arts degree in government from Harvard University and a law degree from the University of Chicago. He and his wife Ellen are parents of three children, all of whom are interested in sports and keep their parents very busy. They live in Winnetka, IL.

MARGARET STENDER

MARGARET STENDER CHAIRMAN AND MINORITY OWNER



As the first employee, Margaret Stender served as the founding President and CEO of the Chicago Sky for the first six years of this WNBA franchise. She led the team development from a vision and a dream to a thriving multifaceted professional organization. Margaret has overseen several milestones: a growing passionate fan base, partnerships with many diverse businesses, the venue move to Allstate Arena, a monumental TV broadcast schedule, the creation of the Chicago Sky Cares Foundation plus an exceptional athlete roster which includes three WNBA all-stars, one who also plays on Team USA.

“We have been proud to introduce our world-class athletes as exceptional role models,” said Stender. “It has been rewarding to showcase strong accomplished women as an inspiration and a force for positive social change.”

Margaret experienced corporate success prior to joining the Sky throughout her 22 years in business while holding positions that included: President of the Juice Drinks for PepsiCo, President for Quaker Oats Ready-To-Eat Cereals and Senior VP/GM of Travel Solutions for Rand McNally.

Stender attended the University of Richmond where she was a three sport student athlete and was elected co-captain of the basketball team for three years. She earned a Bachelor of Arts degree in Education and Masters Degree in Business Administration from the University of Virginia.

Margaret, originally from Virginia, resides on the north side of Chicago with her two school-aged children. She serves on the Boards of The Latin School of Chicago and the Girl Scouts of Greater Chicago & Northwest Indiana. She is also a member of The Chicago Network.

ADAM FOX PRESIDENT AND CEO



In his third year as President and CEO of the Chicago Sky, Adam Fox oversees team operations in all matters pertaining to the day-to-day functioning of the franchise on the administrative side of the organization.

Adam Fox is the Sky's second Chief Executive Officer since the company's formation in 2005 and brings nearly 20 years of executive sports experience to the top of the Sky front office. He was promoted to the position on October 1, 2010. Fox had joined the team in October 2007 as Chief Operating Officer.

Fox's plans to have the Sky focused on winning basketball games and growing the fan base have had tremendous results. In 2011 the Sky's attendance increased by an impressive 29%, and he intends to further that momentum through ticket sales, sponsorship sales, and creating large-scale awareness.

"We have built a solid foundation here on which to expand," said Fox. "Moving forward our short term goal is to continue to keep the upward trend we have going. Long term it's about making the Sky and women's basketball part of the regular sports fabric in this city and beyond."

Prior to joining the Sky, Fox spent 14 years with the Chicago Wolves of the American Hockey League. During his time with the Wolves, the '02, '00 and '98 AHL Champions, Fox took on a variety of roles including ticket sales, managing merchandise, sponsorships sales, directing game operations and ultimately leading the front office as the Executive Vice President of Business Operations for his final eight years with the team.

For five years leading up to his time with the Wolves, Fox worked in sales and sports marketing. For three years Fox worked for Elite Sports Marketing, operating temporary sports memorabilia stores at major sporting events around the country. Fox also spent two years as district manager for Retail Star, Inc.

Fox graduated from Indiana University in 1989 with a degree in speech. He and his wife Brooke have two daughters and live in the northern suburbs.

SKY FRONT OFFICE

COMMUNICATIONS AND OPERATIONS



MICHELLE HENSTOCK
Vice President of Operations



STEPHANIE PERLEBERG
Media & Communications
Coordinator




ERIKA SWILLEY
Director of Operations &
President of Sky Cares




ANDRES BAINES
Mascot Coordinator



STACEY HOWE
Creative Services
Coordinator



STACY MEDEMA
Creative Services
Assistant Coordinator



BRETT JENDRA
Video Production
Coordinator



KARA KONICKI
Game Operations
Coordinator

-MARKETING PARTNERSHIPS-



STEPHANIE LOVINGOOD
Director of Marketing
Partnerships



DAVID FARBY
Client Services Coordinator




ROMMEL FAMATID
Chief Financial Officer

TICKET SALES



JULIE SEYLLER
Vice President Ticket Sales,
Service & Marketing




JAMES THOMPSON
Director of Ticket Operations




SHANE CLEGHORN
Ticket Sales Manager &
Group Specialist



BRYAN VAN DEN BOSCH
Manager New Business
Development



JORDAN MENDELSON
Ticket Sales Manager



JOANNA CERMAK
Community Relations
Ticket Coordinator



LEIGH GORDON
Account Executive &
Youth Basketball Specialist



BRIAN SHAPIRO
Account Executive



ANTHONY ADDISON
Account Executive



DAVID NELSON
Account Executive



ROB JOHNSON
Account Executive

INSIDE SALES REPS

Rudie Denson
Natasha Larry
Anthony Massino

COACHES AND TRAINERS

POKEY CHATMAN WAYNE "TREE" ROLLINS CHRISTIE SIDES ALAN VITELLI ANN CROSBY TEAM PHYSICIANS

HEAD COACH/GENERAL MANAGER

POKEY CHATMAN **HEAD COACH/GENERAL MANAGER**



Now in her third season coaching in the WNBA, Pokey Chatman is driven to bring success to the Sky organization.

Chatman was named head coach of the Chicago Sky on Oct. 29, 2010. In the 2011 season, Chatman led a young Sky squad to a 14-20 record with a winning record at home for only the second time in the organization's history. Through sheer determination, she rallied the team to beat several of the most talented teams in the league. An expert at guiding young, talented players, the organization's future looks promising.

Chatman came to the Sky after coaching professional women's basketball in Russia and 15 years on the coaching staff at Louisiana State University (LSU), her alma mater.

She served two seasons as an assistant coach for the Russian Spartak Moscow Region before being promoted to head coach in 2010. That year, she led her team to a perfect 16-0 record in Euroleague, the most competitive European basketball league, and also claimed the esteemed 2010 Euroleague Championship.

Chatman also helped coach the traditionally unsuccessful Slovakian national women's team narrowly miss a spot in the FIBA World Championship.

Chatman was named head coach of the LSU Lady Tigers in the 2003-2004 season, when Sue Gunter was forced to take medical leave mid-season. Chatman went a remarkable 47-3 in her first 50 games as head coach, the second best starting record in women's basketball history. She later took the Tigers to three consecutive finished in the Final Four. In her first full season as head coach, she was named the U.S. Basketball Writers Association National Coach of the Year, Women's Basketball Coaches Association National Coach of the Year, Naismith National Coach of the Year, and the Victor Award Female Coach of the Year. Chatman earned a coaching record of 90-14 with the Lady Tigers in three seasons as head coach and 15 seasons overall.

She has earned two gold medals with USA basketball, one as a player for the Junior National Team in 1987 and another as an assistant coach of the World University Team in 2005.

As an LSU point guard from 1987-1991, Chatman led the Lady Tigers to their first ever SEC Tournament title in 1991, and earned recognition as the tournament's MVP. In her college career, she was named All-SEC three times, named Kodak All-American in 1991, and set 20 school records.

Chatman earned her Bachelor's Degree from LSU in December of 1991. She is originally from Ama, Louisiana.

ASSISTANT COACHES

WAYNE “TREE” ROLLINS ASSISTANT COACH



The 2013 season marks Wayne “Tree” Rollins’ first with the Chicago Sky.

Rollins has served as assistant coach to the Orlando Magic, Washington Wizards and Indiana Pacers. He was named the head coach of the Greenville Groove, of the NBA D-League, in 2002. Rollins’ joined the Washington Mystics coaching staff as assistant in 2006 before being named head coach in 2007. He has also worked with post players during Memphis Grizzlies’ training camp and served as head coach of the American Basketball League (ABL) team the Hartland Eagles out of in Sebring, Florida.

Rollins was taken as the 14th overall pick of the 1977 draft by the Atlanta Hawks. He had a successful 18-year NBA career playing for the Atlanta Hawks, Cleveland Cavaliers, Detroit Pistons, Houston Rockets and Orlando Magic. In Rollins’ 1,156 game appearances, he averaged 2.2 blocked shots per game and received NBA All-Defensive First and Second Team honors. He advanced to the playoffs in 15 of his 18 seasons and currently ranks ninth all-time in career blocked shots (2,542). He is the all-time leader in blocks in Atlanta Hawks history with 2,283 and ranked among the top ten shot blockers in each of his first nine seasons. In 1983, he led the league in shot blocking with 4.3 blocks per game and 343 total blocks.

In 1997 he joined former NBA players Dale Davis and Dikembe Mutombo on the NBA’s South Africa Tour. The tour involved youth basketball camps, clinics and motivational speeches.

He attended Clemson University where he was ranked one of the Top 10 ACC Basketball Players three years in a row (1974-1977). He is the only Clemson basketball player to average a double-double four straight seasons and was the first athlete in any sport at Clemson to have their jersey retired. In 2003, Rollins was named to the 50th Anniversary ACC Men’s Basketball Team.

Other career honors for Tree include being inducted into the South Carolina State Athletic Hall of Fame in 2002, the Georgia Sports Hall of Fame in 2007, and the African American Ethnic Sports Hall of Fame in 2007. His high school, Crisp County High School in Georgia, also retired his jersey in 2008.

Rollins is a native of Winter Haven, Florida.

ASSISTANT COACHES

CHRISTIE SIDES ASSISTANT COACH



Christie Sides is back with the Sky for her third season to coach side by side once again with Pokey Chatman. She has nine years of coaching experience at the college, international and professional levels. Over this past off-season Sides coached overseas with head coach Pokey Chatman in Russia for Spartak Moscow Region.

Since 2008, Sides has been an assistant on Spartak Moscow Region in Russia, where she helped Head Coach Pokey Chatman lead Spartak to consecutive FIBA EuroLeague Championships in 2008 and 2009. Sides has also served as an assistant on the Slovakian Women's National Team coaching staff since 2008 helping the team qualify for the European Championships in 2009, 2010 and 2011. The Slovaks took eighth place in 2009, their highest finish of Sides' tenure.

From 2004-2007 Sides was an assistant on the Louisiana State University staff also under Coach Chatman. She helped guide the Lady Tigers program to three Final Fours and two Southeastern Conference regular season titles in her three seasons with the team. Prior to LSU, Sides spent the 2003-04 season at Louisiana Tech as an assistant coach.

Sides began her coaching career as the head junior varsity coach and assistant varsity coach at Ruston (La.) High School where she served under Ricky Durrett. While at Ruston, Sides helped guide the Lady Bearcats to consecutive state playoff appearances.

Athletically, Sides played her first two collegiate seasons at Ole Miss for Hall of Fame coach Van Chancellor and helped the Rebels to a 34-22 overall record. She then transferred to Louisiana Tech where she finished her playing career for fellow Hall of Fame coach Leon Barmore. Sides helped the Lady Techsters to a 61-6 record in two seasons, including a trip to the 1999 Final Four. She holds the career record at Tech for three-point field goal percentage and ranks seventh in three-pointers made and eighth in three-pointer attempted.

Earlier in her playing career, Sides led Central Private High School to the state championship her senior season while earning the Louisiana Gatorade Player of the Year award and all-state honors. She ended her high school playing career ranked No. 1 in school history with 3,375 points.

Sides is a native of Baton Rouge, Louisiana.

ALAN VITELLI **HEAD ATHLETIC TRAINER**



Alan Vitelli comes to the Chicago Sky for his first season from Illinois Bone & Joint Institute (IBJI). Prior to IBJI, he worked at SUNY University at Buffalo as an Assistant Athletic Trainer with the football and track & field teams.

Vitelli worked as a graduate assistant athletic trainer for the football and track & field teams at Florida International University (FIU). There he earned a Master of Science in Physical Education with an emphasis in Sports and Fitness. He also assisted Miami FC and the United States Tennis Association.

Vitelli completed his bachelor's degree from North Park University (NPU) in Chicago, IL. While at NPU, he worked with Northwestern University football, the Chicago Machine of Major League Lacrosse (MLL), the U.S. Soccer Federation and provided medical triage at the Chicago Marathon. He is an approved clinical instructor and teaching assistant for athletic training education programs and carries certifications from the National Athletic Trainers' Association and the American Red Cross. He is working towards the National Strength and Conditioning Association's strength and conditioning certification.

ANN CROSBY **STRENGTH AND CONDITIONING COACH**



Ann Crosby is in her seventh season with the Sky. She has 16 years of experience as an independent strength and conditioning consultant for professional athletes. She served as the head strength and conditioning coach for all 18 UIC athletic teams for three years. Prior to UIC, she served as a strength and conditioning coach for Georgia Tech and Northwestern University. Crosby was the first full-time strength and conditioning coach for the Women's United Soccer Association after serving as the head of athlete performance for the Carolina Courage WUSA team. Crosby also consulted for the Chicago Red Stars women's soccer team.

TEAM PHYSICIANS

DR. BENJAMIN DOMB **HEAD TEAM PHYSICIAN**

Dr. Benjamin Domb is now in his third year with the Sky. Dr. Domb currently practices with Hinsdale Orthopaedic Associates, focusing on sports medicine and hip preservation. Dr. Domb is also a clinical instructor in the Department of Orthopaedics at Loyola University in Chicago.

Dr. Domb is a nationally recognized orthopaedic surgeon specializing in sports medicine and arthroscopic surgery of the hip, shoulder and knee. Dr. Domb is also an expert in arthroscopic surgery of the shoulder and knee, adept in specialized techniques including arthroscopic rotator cuff repair and all-inside ACL reconstruction.

Dr. Domb has treated numerous professional athletes, and has cared for the Los Angeles Lakers, Dodgers, Kings and Galaxy professional sports teams. As the author of more than 20 publications in the field of sports medicine, arthroscopic surgery and hip injuries, Dr. Domb lectures and teaches courses regularly for orthopaedic surgeons around the country. He has repeatedly been invited to be a guest speaker at the American Academy of Orthopaedic Surgeons and other national meetings and is actively involved in the research and development of new techniques in arthroscopic surgery.

DR. DANIELLE BASS

An athlete since her youth, Danielle Bass, M.D., turned her love of sports into a career as a general medicine physician with a focus on sports medicine. While completing her undergraduate degree she was a member of the University of Florida Women's 1998 National Championship Soccer Team. She earned her medical degree from Florida State University, served as a family medicine resident at MacNeal Hospital in Berwyn and completed a sports medicine fellowship at O'Connor Hospital in California.

Dr. Bass is a member of the American Medical Society for Sports Medicine and has presented research on lower extremity injuries in runners. She gives lectures on primary care sports injuries along with non-operative treatments for athletes.

Dr. Bass has served as team physician for the Women's Professional Soccer League and the U.S. Olympic Weightlifting Team at the World's Championship in Turkey. She is the team physician for St. Rita High School, St. Ignatius College Prep, and Chicago State and Robert Morris universities. She evaluates sports injuries and works with children and adults to help them return to their sport non-operatively.

DR. SUZANNA PHAM

Dr. Suzanne Pham completed her training at Rush University Medical Center in both Internal Medicine and Pediatrics and is Board Certified in both specialties. She completed her medical training at the University of Oklahoma College of Medicine and her undergraduate degree from the University of Oklahoma.

Dr. Pham's practice encompasses all areas of internal medicine and pediatrics (ages 2 and older), with a special focus on care of the entire family, women's health, and adolescent medicine. She firmly believes in preventative medicine and strives to provide her patients with the most up to date information to maintain their health.

Dr. Pham dedicates much of her free time towards working at homeless shelters and promoting issues such as breast cancer awareness through organizations like the Susan G. Komen Foundation.

DR. BRUCE A. ROSENZWEIG

Bruce A. Rosenzweig is Associate Chief of Gynecology at Weiss Memorial Hospital and Assistant Professor of Obstetrics/Gynecology at Rush Medical College. He is board certified in obstetrics and gynecology, and completed subspecialty fellowships in urogynecology and female pelvic medicine and reconstructive surgery.

With more than two decades of gynecology and urogynecology experience in the Chicago area, Dr. Rosenzweig has published dozens of articles in peer-reviewed journals, authored chapters in several medical textbooks, and given nearly 150 lectures and presentations in the United States and abroad.

In addition, he holds patents on medical inventions, has conducted clinical trials under grants and for major pharmaceutical corporations, and served on numerous medical advisory and journal editorial boards.

CHICAGO SKY

THE TEAM

MICHELLE CAMPBELL SWIN CASH ELENA DELLE DONNE SYLVIA FOWLES
SHAY MURPHY EPIPHANNY PRINCE ALLIE QUIGLEY CAROLYN SWORDS
COURTNEY VANDERSLOOT TAMERA YOUNG SHARNEE' ZOLL-NORMAN



INTERNATIONAL

Led Euroleague in offensive rebounds (3.7) in 2012/2013 season playing for Taurus Bld in Turkey... Also averaged 12.3 ppg and 8.4 rpg in Euroleague play... In Turkish League play, averaged 14 ppg and 8.1 rpg... Previously played for Galatasaray (2010-12) and Ceyhan Bld in Turkey (2009-10)... Named All-Turkish League Honorable Mention as member of Ceyhan Bld... Prior teams include Cesis (Latvia) and Energa Torun (Poland).

COLLEGE

Named Big East's Most Improved Player in 2005 at Rutgers... Also named Third Team All-Big East in 04-05 season... Played in 129 career games... Averaged 8.2 ppg and 4.6 rpg in her career... Helped Rutgers to NCAA Elite Eight in 2005 and Sweet Sixteen in 2006.

PERSONAL

Acquired Turkish citizenship in 2010 and adopted name Melisa Can.

POSITION _____ F
HEIGHT _____ 6'2"
WEIGHT _____ 188
WNBA YEARS _____ R
COLLEGE _____ Rutgers '06
BIRTHDATE _____ May 12, 1984
BIRTHPLACE _____ Iowa
ACQUIRED _____ Signed as a free agent on
March 27, 2013



POSITION _____ Forward
HEIGHT _____ 6'1"
WEIGHT _____ 162
WNBA YEARS _____ 11
COLLEGE _____ Connecticut
BIRTHDATE _____ September 22, 1979
BIRTHPLACE _____ McKeesport, PA
ACQUIRED _____ Acquired via trade from Seattle on January 2, 2012 for 2nd overall pick in the 2012 draft

WNBA CAREER

2012: Started all 34 games...Second on team in minutes per game (30.0m) Averaged 10.6 points and 5.8 rebounds per game...Scored a season high 23 points and a career high 5 three point field goals at Los Angeles on September 13... Posted 21 points and tied career high 15 rebounds at Connecticut on September 9...Had season high 4 blocks on August 21 against New York... Third on team in total points (359)...Scored in double digits 20 times...Averaged 7.5 rebounds in final 13 games... Notched 2,000th career rebound on August 26 in win at Connecticut...

2011: Led the team in rebounds 20 times... reached double figures in points 22 times... Named Conference Player of the Week for games played June 27-July 3, 2011... fifth time she has earned the award... Posted 25 points and nine rebounds and was a perfect 12-for-12 at the free throw line in a 75-70 loss at Connecticut, July 1... Followed that with 19 points, seven boards and two assists to lead Seattle in a 73-63 victory at Washington...The two-game totals put her atop the Western Conference in scoring (22.0 ppg) and fourth in rebounding (8.0 rpg) for the week... Represented the Storm in her third appearance as an All-Star game starter... Named All-Star MVP for the second consecutive time for her 21 points and 12 rebounds...scored a game-high 18 points at Minn July 29 to lead her team in scoring for the fifth time this season ... one of four starters in double figures with 14 points vs. Connecticut, Aug. 5 ... Passed Deanna Nolan (17) on the list of all-time point leaders with the win over L.A. 8/28... at Tulsa, Sept. 2, got back on track, scoring 13 points on 5-of-9 from the field to reach double figures for the first time since Aug. 13 ... passed the 4,000-point plateau when she scored 14 points at San Antonio, Sept. 3 ... added 12 rebounds for her first double-double of the season in that same game.

2010: Averaged 13.8 ppg, 6.0 rpg, 2.0 apg and 30.8 mpg in 34 games...Member of USA Basketball in the 2010 WNBA vs. USA Basketball: The Stars at the Sun...Scored a season-high 24 points vs. Minnesota on May 19...Ranked 15th in the WNBA in rebounds per game...Ranked 18th in scoring average...Ranked eighth in three-point goal percentage...Led the team in scoring 7 times...Led the team in rebounds 6 times...Led the team in assists 1 time...Scored 20-plus points 5 times and 10-plus points 29 times...Pulled down 10-plus rebounds 3 times...Posted 4 point/rebound double-doubles...Scored her 3,500th career point on August 5 vs. Connecticut...Started in all 34 games played.

2009: Averaged 12.2 ppg, 6.7 rpg, 2.9 apg and 34.2 mpg... Voted as a starter to the WNBA All-Star Game for the second time in her career - her third All-Star appearance overall...Cash is just the third player in WNBA history to start for both the Eastern and Western Conference teams (Becky Hammon and Dawn Staley)...Reached the 3,000 career-point milestone at Atlanta on Aug. 15, 2009 - becoming the 29th player in WNBA history to achieve the mark and the second from the 2002 Draft class...Finished the season ranked fifth in the WNBA in minutes played per game (34.2) and 12th in total rebounds (214)...Led the team in scoring three times...Led the team in rebounds 12 times...Led the team in assists once...Scored 20-plus points once and 10-plus points 23 times... Pulled down 10-plus rebounds five times...Recorded five double-doubles (points and rebounds)... Started in 29 of 32 games played...Recorded three double-doubles in the regular season...Scored in double digits 23 times...Had a season-high 6 assists at Detroit on 8/18...Finished third on the team in points per game (12.2) and rebounds per game (6.7)...Finished second on the team in minutes (1,094)...Grabbed 11 rebounds twice against San Antonio (7/28) and Phoenix (8/4)... Missed the last two games of the regular season due to the passing of her grandmother.

SEASON	TEAM	G	GS	MPG	FG%	3P%	FT%	OFF	DEF	RPG	APG	SPG	BPG	TO	PF	PPG
2012	CHI	34	32	30.0	0.367	0.281	0.765	1.6	4.2	5.8	2.3	1.0	0.5	2.76	2.38	10.6
Career		348	342	31.3	0.411	0.290	0.759	1.9	4.1	6.0	2.7	0.9	0.6	2.73	2.59	12.6

2008: Averaged 11.3 ppg, 5.4 rpg, 1.9 apg and 29.9 mpg...Appeared in 31 games and started 28 times...Posted career-high 5 blocks vs. Houston on 6/14...Led team in scoring twice...Tallied season-high 19 points on 8-for-15 shooting vs. Phoenix on 5/22...Led team in assists once...Grabbed 11 rebounds vs. Minnesota on 7/22...Finished third on team in scoring per game (11.3), total points (351) and minutes per game (29.9)...Finished second on team in blocks...(32)...2008 Playoffs: Averaged 2.7 ppg and 14.7 mpg in three games.

2007: Was the team's leading scorer in three games, including a season-high 21 points vs. Washington on May 30...Was the team's leading rebounder five times, including a season-high 13 rebounds on June 27 vs. Connecticut...Led the team in assists five times...Finished second on the team in season rebounding average (6.1)...Finished third on the team in assists per game (2.5)...Finished fifth on the team in scoring average (11.1)...Recorded a double-double 11 times.

2006: Finished 19th in the WNBA in assists (3.1) . . . Posted her first 20+ point, 10+ rebound game since the 2002 WNBA Season on June 1 vs. New York with a season-high 20 points and 12 rebounds...Led or tied for the team lead in scoring on seven occasions, rebounding on one occasion and assists on nine occasions...2006 Playoffs Was the team's second leading rebounder in the postseason (6.1) and finished third on the team in assists (3.2)...Led the team in assists (3.6) in the WNBA Finals and finished second on the team in rebounds (5.8)

2005: Named to the Eastern Conference All-Star Team as a reserve ... Missed the first 12 games of the season rehabbing her injured knee (Shock was 6-6 without her in the lineup) ...Voted by the fans as a starter for the Eastern Conference All-Star Team . . . Recorded one double-double (11 points and a season-high 12 rebounds) vs. New York on August 7...Scored a season-high 12 points on August 21 vs. Washington . . . Handed out a season-high five assists at Sacramento on July 24 . . . Recorded three double-digit scoring games...Led or tied for the team lead in rebounding once, and in assists on four occasions...2005 Playoffs Started both games of Detroit's first-round series loss to Connecticut...Struggled from the field connecting on just 30.8 percent of her field goal attempts, but tied for the team lead in assists and steals.

2004: Named Second Team All-WNBA... Led the WNBA in free throws made (158) and attempted (219) ...Scored a career-high 29 points at Sacramento on June 19...Grabbed a season-high 14 rebounds vs. Charlotte on July 23...Tied a career-high with nine assists at Charlotte on Sept. 4... Picked up a career-high and Shock record six steals vs. Houston on July 6...Blocked a season-high four shots vs. San Antonio on July 18...Led team in scoring 14 times, assists 15 times and rebounds six times...Recorded three double-doubles on the season...Scored 20 or more points on nine occasions and 10 or more points on 27 occasions ... Grabbed 10 or more rebounds on three occasions ...2004 Playoffs Missed the entire postseason after injuring her knee on September 11 at Phoenix (team was 1-2 without her in the lineup).

2003: Member of the 2003 WNBA Champion Detroit Shock . . . Named Second Team All-WNBA ... Named to the Eastern Conference All-Star Team as a reserve ...One of two players in the league to rank in Top-20 in points, rebounds and assists (Tamika Catchings, Ind.) ... Led the league in free throws made (146) and attempted (214)...Scored a season-high 26 points vs. San Antonio on July 1 ... Grabbed a season high 10 rebounds vs. Charlotte on May 31 ... Handed out a season-high six assists on five occasions...Blocked a season-high two shots on four occasions ... Picked up a season-high five steals vs. Indiana on June 24 ...Recorded her lone double-double of the year that same evening (16 points, 10 rebounds) ... Scored 20 or more points on nine occasions and 10 or more points on 32 occasions ... Led team in scoring 19 times, assists 12 times and rebounds three times . . . 2003 Playoffs Averaged team-best 16.3 points with 6.4 rebounds and 4.4 assists in 36.1 minutes while starting all eight playoff games... Scored 26 points in Game 1 of the First Round at Cleveland on August 29 and recorded two double-doubles - 20 points and 10 rebounds in Game 2 of the Eastern Conference Finals vs. Connecticut on September 7; and 13 points, 12 rebounds and nine assists in Game 3 of the Finals vs. Los Angeles on September 16.

2002: Finished third in WNBA Rookie-of-the-Year voting ...Honored in June with the WNBA's Community Assist Award ...Led the WNBA in free throws made (173) and attempted (227) ...Led team in minutes played, field goals (144), field goal attempts (353), free throws, free throw attempts, offensive rebounds (77), defensive rebounds (145), assists (2.7), steals (37), and scoring average...Scored a season-high 25 points at Utah on July 8...Grabbed a season-high 15 rebounds at Washington on July 18...Handed out a season-high five assists on three occasions – at Indiana on June 1, at Minnesota on July 1 and vs. Charlotte on August 6 . . . Picked up a season-high three steals on five occasions...Blocked a season-high four shots vs. Seattle on July 28...Her 15 free throws and 21 free throw attempts on June 28 were the most ever by a Shock player...Led team in scoring 21 times, rebounds 17 times and assists four times...Scored 20 or more points on five occasions and 10 or more points on 23 occasions...Grabbed 10 or more rebounds on eight occasions...Recorded seven double-doubles.

COLLEGE

As a senior averaged 14.9 points, 8.6 rebounds and 2.2 assists...Earned 2002 Final Four Most Outstanding Player honors after leading the Huskies to an undefeated 39-0 season and second national title in three years...2002 Kodak All-America First Team and 2002 AP All-America Second Team...All-Big East First Team and WBCA All-Star Team selection ...Improved her free throw shooting by over 10 percent from junior season (.592 to .700) ...As a junior, became 20th player all-time at UCONN to score 1,000 career points, finishing with 1,583 ...Averaged 12.2 points, 7.5 rebounds and 1.5 assists while leading UCONN to the 2001 Final Four and earning a spot on the 2001 All-Big East Second Team... As a sophomore, won her first career national title averaging 9.9 points and 5.3 rebounds and earning All-Big East Third Team honors...Started in 14 of 22 games as a freshman despite missing 12 games due to a stress fracture...Scored in double figures in twelve games in 1999 while averaging 9.5 points and 5.2 rebounds per game ...Wore number 23 as a freshman before changing to 32 for her final three seasons.

USA BASKETBALL

Won an Olympic Gold Medal as a member of the USA Women's Senior National Team in Athens...In doing so, became one of only six women to have won an NCAA Championship, a WNBA Championship, and an Olympic gold medal... Won second Olympic Gold Medal as a member of the USA Women's Senior National Team in London.

PERSONAL

Full name is Swintayla Marie Cash...Name means "astounding woman"...President of McKeesport (PA) High School Student Council...Ran track senior year in high school and finished third in state (Pennsylvania) in hurdles...Member of Girl Scouts, Boys and Girls Club, YMCA/YWCA and AAU growing up...Majored in Communication Science at UConn...Enjoys speaking to youth...Listens to gospel music before games...Launched Cash for Kids, a charitable organization that raises money for children in need, in 2005.

CAREER HIGHS

- Points 29 @ Sacramento 6/19/04
- Field Goals Made 11 @ Cleveland 7/29/03
- Field Goals Attempted 21 vs. Los Angeles 7/22/09
- Three Point Field Goals Made vs. Los Angeles 9/13/12
- Three Point Field Goals Attempted 9 vs. Los Angeles 9/13/12
- Free Throws Made 15 vs. Miami 6/28/02
- Free Throws Attempted 21 vs. Miami 6/28/02
- Offensive Rebounds 7 vs. Houston 7/6/04
- Defensive Rebounds 13 @ Phoenix 8/16/11
- Total Rebounds 15 Multiple
- Assists 9 Multiple
- Steals 6 vs. Houston 7/6/04
- Blocks 5 @ Houston 6/14/08
- Minutes 45 Multiple



COLLEGE

Attended University of Delaware...Consensus First Team All-American and National Player of the Year candidate in her junior and senior seasons...First UD player to be named an All-American...2013 recipient of Senior CLASS Award and Honda Award...Four time All-CAA First Team selection...Three time CAA Player of the Year...UD's all-time leading scorer for men's and women's basketball...Also school leader in field goals made, three point field goal percentage, and blocks...Averaged 26 points (2nd in nation) and 8.5 rebounds per game as a senior...Led the nation in scoring with 28.1 points per game as a junior...Scored 54 points against James Madison on February 18, 2010 the highest point total of anyone in women's college basketball that season...In 2013 NCAA tournament she became ninth player in women's NCAA history to score over 3,000 career points...Second fastest to reach 1,000 points in NCAA history (38 games)...3,039 career points are fifth most in women's NCAA history.

PERSONAL

Born September 5, 1989 in Wilmington, Delaware... Daughter of Ernest and Joan Delle Donne... Has an older brother and sister...Played volleyball her freshman season at Delaware...Early childhood education major with a focus in special education...Attended high school at Ursuline Academy where she was three-time Gatorade Player of Year in state of Delaware

POSITION _____ G/F
HEIGHT _____ 6'5"
WEIGHT _____
WNBA YEARS _____ R
COLLEGE _____ Delaware
BIRTHDATE _____ September 5, 1989
BIRTHPLACE _____ Wilmington, DE
ACQUIRED _____ Selected by the Sky second overall in the 2013 WNBA Draft



WNBA CAREER

2012: Named All-WNBA Second Team...Started 25 games...Averaged 16.2 points per game and team high 10.4 rebounds...10.4 rebounds per game were second best in WNBA...Started season with 8 straight double doubles tying WNBA record she set in 2011...Performance earned her Eastern Conference Player of the Month honors in May...Tied career high 21 rebounds on June 8 vs Tulsa... Pulled down 19 rebounds at Atlanta on June 2...Pulled down 287th offensive rebound at New York on June 10 to become Sky's all time leader in offensive rebounds...Recorded 460th made free throw on August 17 vs Atlanta to become Sky's all time leader in free throws made...Made 809th career field goal on August 21 vs New York to become Sky's all time leader in field goals made...Scored 2,101st point of career on August 22 at Atlanta to become Sky's all time leading scorer...Led the WNBA with a .638 field goal percentage...Missed nine games due to lower leg injury in late August.

2011: Named 2011 WNBA Defensive Player of the Year ... Named to the Eastern Conference All-Star Team as a reserve player and played 16 minutes, shot 3-4 from the field, for six points and grabbed six rebounds. ... Broke her own Chicago Sky record for points in a season with 680, previous mark 606 ... Started all 34 games and averaged 20.0 points and 10.2 rebounds per game (only second player in WNBA history to average 20 points and 10 rebounds) ... Named Player of the Week three times in 2011 (July 11-17, August 8-14, August 22-28) ... Sylvia recorded her 1,000th career rebound vs. Seattle on the final game of the season on September 11th becoming the Sky's all-time leading rebounder ... Recorded a Chicago Sky record of 22 double-doubles in a season, with a streak WNBA record of 8 double-double games in a row ... Fowles' 68 consecutive games scoring in double figures is the longest active streak in the WNBA and 4th longest in league history.

2010: Fowles started a career-high 34 games in her third WNBA season ... She averaged 17.8 points, 2.6 blocks, 9.9 rebounds and 1.5 assists in 32 minutes per game, all career-highs ... Sylvia ranked third in the league with a .582 FG% ... Fowles blocked a league and team best 88 shots, the 9th best single season total in WNBA history ... Sylvia also set single season Sky records with 338 rebounds, 264 defensive rebounds and 606 points ... Fowles reached 159 career blocks, the Sky franchise record ... She scored a career-high 35 points at Phoenix on August 1 ... She grabbed 21 rebounds against the Liberty on July 11, a single game career best and franchise record ... Over a 10-game span ranging from June 27 to July 24 Fowles recorded nine double-doubles ... Fowles scored in double figures in all 34 Sky games ... Fowles was an All-Star selection for the second consecutive season and was named MVP of the Stars at the Sun All-Star Game ... Named a member of the First Team All-WNBA and WNBA All-Defensive First Team.

2009: Fowles started 20 of the 24 games played ... Missed 10 games with ankle and shoulder injuries ... Averaged 11.3 points, 7.8 rebounds and 1.4 blocks per game ... Shot .599 percent from the field ... Scored a season-high 22 points in an 88-77 win at New York ... Recorded a career-best 18 rebounds in a 64-58 loss at Detroit on August 9 ... Blocked four shots in a game four different times ... Started in the WNBA All-Star Game ... Dunked with time winding down in the All-Star game.

POSITION _____ Center
HEIGHT _____ 6'6"
WEIGHT _____ 200
WNBA YEARS _____ 5
COLLEGE _____ LSU
BIRTHDATE _____ October 6, 1985
BIRTHPLACE _____ Miami, FL
ACQUIRED _____ Selected by the Sky second overall in the 2008 WNBA Draft

SEASON	TEAM	G	GS	MPG	FG%	3P%	FT%	OFF	DEF	RPG	APG	SPG	BPG	TO	PF	PPG
2012	CHI	25	25	31.1	0.638	N/A	0.692	3.8	6.6	10.4	0.8	1.3	1.2	2.12	2.20	16.2
Career		134	127	31.0	0.590	1.000	0.721	2.6	6.8	9.4	0.9	1.1	1.9	2.57	2.38	16.0

2008: Selected second overall in the 2008 WNBA Draft... Averaged 10.5 points, 7.5 rebounds and 2.1 blocks per game... Slowed by an early season injury that kept her sidelined for 17 games, her return to play came on July 22 against the Indiana Fever... Fowles totaled 178 points and had 36 blocks in 17 games played, starting in 14... Ranked third in the league in blocks per game (2.12)... Ranked fifth in the league in double-doubles (6)... Selected to the WNBA All-Rookies team... On August 29 at Washington, Fowles had a season-high 20 points with 11 rebounds and five blocks in the win against the Mystics.

INTERNATIONAL

Played for Galatasaray Medical Park in Turkey for the past three offseasons.

COLLEGE

During her four years at LSU, Fowles helped lead the Lady Tigers to a 125-21 record, three Southeastern Conference regular season titles (twice with perfect league records), and four NCAA Final Four appearances... Named the 2008 WBCA National Defensive Player of the Year ... First-team AP, State Farm and ESPN.com All-American selection ... Finalist for the John R. Wooden Award and the State Farm Wade Trophy for the third consecutive year... One of four finalists for the Naismith Trophy and finalist for the Lowes' Senior CLASS Award ... Named the 2008 SEC Player of the Year, SEC Defensive Player of the Year and unanimous first-team All-SEC (for the third year in a row) ... Became the SEC's all-time rebounding leader on March 24 ... Collected a school and SEC record 86 double-doubles ... Became the fifth player in school history to reach the 2,000 point milestone and finished fifth on the career scoring list with 2,234 points ... Owns the school records for career rebounds with 1,570, career blocked shots with 321, career free throws made with 494 and career free throws attempted with 822 ... Scored in double figures in 124 of her 144 career games and grabbed at least 10 rebounds in 90 games ... Became the first player in SEC history to record a double-double in every conference game as a junior... Missed two games after knee surgery on Dec. 2, 2007.

USA BASKETBALL

Won an Olympic Gold Medal as a member of the USA Women's Senior National Team in London... Fowles was a member of the Gold winning USA team in 2010 FIBA World Championship for women where she averaged 8.9 points and 4.3 rebounds per game... Won a gold medal as part of the 2008 U.S. Women's Olympic Basketball team during the Beijing Olympics where she averaged 13.4 points and 8.4 rebounds per game... Member of the Gold winning USA team in the 2008 FIBA Diamondball Tournament played in China where she averaged 9.7 points and 3.3 rebounds per game... Member of the 2006 Team USA Championship team at the 2006 Opals World Challenge... Won a Gold medal as part of the USA 2005 World University Games Team.

PERSONAL

Full name is Sylvia Shaqueria Fowles ... Nickname is "Big Syl" ... Mother is Arrittio Fowles ... Has three brothers: Walter, Morris and Jeremy, and one sister, Dorothy ... Enjoys drawing and sewing in her spare time. Plays the saxophone and is learning the guitar ... Was born and raised in Miami, FL... Originally dreamed of following in her mother's footsteps by running track before being introduced to basketball by her brothers... Did not play organized basketball until eighth grade... First high school player to dunk in a game, using two hands to dunk twice in a regional playoff game for Edison HS... Would like to work in a mortician's office as a mortuary beautician one day and would also like to design clothes for tall women... Loves gadgets and remote controlled helicopters.

CAREER HIGHS

- Points 35 @ Phoenix 8/1/10
- Field Goals 14 @ Phoenix 8/1/10
- Field Goals Attempted 21 vs. Connecticut 7/23/11
- Three Point Field Goals Made none
- Three Point Field Goals Attempted none
- Free Throws 14 vs. Washington 7/05/11
- Free Throws Attempted 17 vs. Washington 7/5/11
- Offensive Rebounds 7 vs. Seattle 9/11/11
- Defensive Rebounds 17 @ New York 7/1/10
- Total rebounds 21 @ New York 7/1/10
- Assists 5 @ Seattle 7/30/10
- Steals 4 Multiple
- Blocks 5 Multiple
- Minutes 40 vs. Los Angeles 7/30/11



WNBA CAREER

2012: Played in 29 games (started three)...Shot career high 42% from the field... Scored career high 22 points in win at Phoenix on September 16 while connecting on 4 of 5 from behind the arc...Posted a double-double of 17 points and 10 rebounds on August 24 at Tulsa...Recorded 20 points, five rebounds and four steals in loss to San Antonio on July 11.

2011: Signed with the Sky on July 25 to a seven-day contact ... Murphy played 10 games off the bench averaging 9.8 points and 4.8 rebounds per game ... Her first game of the season was her 100th career game where she scored six points and grabbed five rebounds ... She had four double-digit scoring games with her best game against the Indiana Fever on August 7 where she scored career a high 21 points and added six rebounds ... On August 23rd against Atlanta Murphy sprained her thumb and missed the last seven games of the season.

2010: Murphy signed with the Sky on July 22 after starting the season with the Fever ... Played in 11 games off the bench for the Sky ... Averaged 5.1 points, and 1.8 rebounds in 14.1 minutes per game ... Scored a season-high 12 points against the Fever on July 27 ... Grabbed a season-high six rebounds against the Lynx on August 7th.

2009: Murphy played in 24 games, signing with the Fever after the third game of the season... She scored a career-high 15 points and had six rebounds at Chicago, July 10...Murphy scored in double figures in three games versus Chicago, averaging 12.6 points against the Sky... Her field goal and 3-point shooting percentages were the best of her career... She had a season high of seven rebounds against Chicago, August 5... The three-year veteran appeared in four games in her first WNBA Playoffs appearance, played three minutes in three different games and did not register any points.

2008: Murphy spent time on the rosters of the Minnesota Lynx, Detroit Shock and Washington Mystics...she averaged 2.2 points per game... She had season highs of 24 minutes and 13 points against the Chicago Sky, June 28, while in her first week with the Shock... She opened the season with Minnesota before being traded to Detroit in exchange for LaToya Thomas, June 22... She later was traded from the Shock to the Mystics, August 12, in exchange for Taj McWilliams-Franklin.

2007: Murphy came off the bench in all 32 games for the Lynx, averaging 5.2 points and 3.3 rebounds in 13.6 minutes per game... She reached double figures on nine occasions and scored a season-high 14 points at Houston, July 12... She registered her first career double-double vs. New York, June 1, scoring 11 points with a season-high 12 rebounds ... She logged a season-high 25 minutes vs. Seattle, August 7.

POSITION _____ Guard
HEIGHT _____ 5'11"
WEIGHT _____ 164
WNBA YEARS _____ 6
COLLEGE _____ USC
BIRTHDATE _____ April 15, 1985
BIRTHPLACE _____ Conoga Park, Calif.
ACQUIRED _____ Signed via free agency on July 25, 2010

INTERNATIONAL

Murphy played for Soller Joventut Mariana in Spain in the 2010 offseason. In the 2011/2012 offseason played for Ros Casares in Spain. In 2012/2013 offseason started with Dynamo Kursk in Russia, then moved to play for Galatasaray in Turkey.

SEASON	TEAM	G	GS	MPG	FG%	3P%	FT%	OFF	DEF	RPG	APG	SPG	BPG	TO	PF	PPG
2012	CHI	29	3	18.6	0.420	0.420	0.730	1.0	1.9	2.9	0.9	1.1	0.2	1.03	1.55	8.5
Career		138	7	13.6	0.372	0.372	0.766	1.2	1.6	2.8	0.8	0.7	0.2	0.86	1.51	5.6

COLLEGE

Murphy finished her career at USC as the school's all-time leader with 181 career 3-point field goals... She finished as one of its top 10 scorers with 1,492 points... She ranked sixth at USC in steals (234) and eighth in rebounds (722)... She had a 47-game double-figure scoring streak spanning the 2005-06 and 2006-07 seasons... Named to the All-Pac-10 first team in 2007, she was a Kodak/WBCA All-America finalist... She was a Pac-10 All-Freshman honorable mention selection in 2004.

PERSONAL

Her full name is Eshaya Marie Murphy, but she prefers to be called "Shay"... The daughter of Pauletta Murphy, she has a younger brother, George... Her interests include snowboarding, singing, dancing, listening to Janet Jackson and pulling pranks on people... She has always wanted to be a backup dancer for Janet Jackson and believes she would be in the entertainment industry if she were not playing basketball... She graduated from USC in 2007 with a bachelor's degree in sociology... She was elected the associated student body vice president as a senior at Monclair Prep High School in Van Nuys, Calif.

CAREER HIGHS

- Points 21 vs. Indiana 8/7/11
- Field Goals 7 @ Chicago 07/10/09
- Field Goals Attempted 15 @ Connecticut 09/13/09
- Three Point Field Goals Made 3 multiple
- Three Point Field Goals Attempted 7 @ Chicago 05/22/10
- Free Throws 6 multiple
- Free Throws Attempted 7 vs. Indiana 8/7/11
- Offensive Rebounds 7 vs. New York 06/01/07
- Defensive Rebounds 7 multiple
- Total Rebounds 12 vs. New York 06/01/07
- Assists 6 @ Chicago 05/22/10
- Steals 4 vs. Connecticut 8/09/11
- Blocks 2 multiple
- Minutes 36 @ Chicago 05/22/10



WNBA CAREER

2012: Scored 20 points nine times and hit the 30 point mark four times...first player to score 30 points in three straight games since Cynthia Cooper in 1987...Named player of the week twice in the month of June...Finished fourth in the WNBA in points per game at (18.1)...Ranked third in the WNBA in free throw percentage (90)...Scored 31 points in come from behind win vs. Washington on June 1... Scored 33 points at Atlanta on June 2 including game tying three pointer at the buzzer to send game to overtime...had a 32 point game on June 8 against Tulsa...Her five steals on May 30 at San Antonio pushed her to 145 total putting her atop the Sky's all time steals list...Had career high nine assists vs. Los Angeles on September 2...Pulled down career high nine rebounds on June 2 at Atlanta... Missed eight games due to a broken foot suffered on June 16 at Indiana.

2011: For the second straight year Prince played in all 34 games in the regular season ... She started in 27 games and averaged 13.6 points and 3.0 assists per game and had six games where she scored 20 points or more ... She was the second leading scorer on the team behind Sylvia Fowles (20.0 points) ... In her second season in the WNBA, Prince was selected to her first All-Star team as a reserve player and played 20 minutes scoring eight points with two assists ... Her best game came on July 23rd vs. the Connecticut Sun where she tallied 25 points and six assists in 37 minutes of play ... Prince led the team in steals with 2.32 steals per game ... Prince finished the year with 79 steals ranking her second in the WNBA in 2011, and set a single-season record for steals with the Sky.

2010: Prince played in all 34 games as rookie, starting two ... She averaged 9.8 points per game which was third best on the Sky ... Her 2.7 assists per game led the Sky ... Prince had 1.62 steals per game, second on the Sky ... She averaged 19.6 minutes per game ... Prince set the all-time Sky rookie record with 55 steals ... Prince was second all-time among Sky rookies with 1.62 steals per game, 117-for-274 FGM-A on the season, 99 total assists, 24 3FGS and 78.4 FT percentage ... Prince scored a career-high 20 points on two different occasions, vs. Indiana on May 22 and vs. New York on June 8 ... In her first career start on Aug. 20 against Connecticut, Prince had 19 points on 8-of-16 shooting, 5 rebounds and 6 assists.

POSITION _____ Guard
HEIGHT _____ 5'9"
WEIGHT _____ 167
WNBA YEARS _____ 3
COLLEGE _____ Rutgers
BIRTHDATE _____ January 11, 1988
BIRTHPLACE _____ New York, NY
ACQUIRED _____ Selected by the Sky fourth overall in the 2010 WNBA Draft.

SEASON	TEAM	G	GS	MPG	FG%	3P%	FT%	OFF	DEF	RPG	APG	SPG	BPG	TO	PF	PPG
2012	CHI	26	25	30.0	0.442	0.407	0.899	0.9	2.6	3.5	3.1	1.8	0.3	2.00	2.23	18.1
Career		94	54	26.0	0.411	0.380	0.830	0.6	1.8	2.4	2.9	1.9	0.3	1.80	2.14	13.5

INTERNATIONAL

During the 2010/2011 offseason Prince played for Spartak Moscow under Sky Head Coach Pokey Chatman. In 2011/2012 Prince played for Galatasaray Medical Park in Turkey with teammate Sylvia Fowles. During 2012/2013 offseason played for Dynamo Kursk in Russia with teammate Shay Murphy.

COLLEGE

Attended Rutgers University from 2006-2009 where she ranked ninth in scoring (1,552 points) and sixth in steals (260)... She averaged 19.5 points, 2.8 assists and 2.6 steals during her third and final season as a Scarlet Knight... In 2007, the Scarlet Knights won the BIG EAST and went on to the NCAA Championship, but came up short against Tennessee... During the 2008 season, Rutgers made a post season run to the Elite Eight, but lost to University of Connecticut... In 2009, Prince helped Rutgers, with 15 points, 3 steals and 2 assists, to the NCAA Sweet Sixteen before falling to Purdue ... Prince was named BIG EAST First Team selection in 2008 and 2009 and received Associated Press All-America Third Team in 2009.

PERSONAL

Epiphanny Prince is originally from Brooklyn, New York... She left Rutgers University a year early to play overseas... Prince holds the record for most points in a single high school basketball game with 113... Father Jerry and Mother Kathy were both in attendance at the 2010 WNBA Draft.

CAREER HIGHS

- Points 25 vs. Connecticut 7/23/11
- Field Goals 9 vs. Seattle 7/19/11
- Field Goals Attempted 19 vs. Washington 8/20/11
- Three Point Field Goals Made 4 Multiple
- Three Point Field Goals Attempted 10 vs. Connecticut 6/19/11
- Free Throws 11 vs. Atlanta 7/09/11
- Free Throws Attempted 12 vs. Atlanta 7/09/11
- Offensive Rebounds 3 multiple
- Defensive Rebounds 6 vs. Seattle 7/30/10
- Total Rebounds 6 @ Tulsa 7/30/10
- Assists 8 vs. New York 6/17/11
- Steals 5 Multiple
- Blocks 2 @ Indiana 7/21/11
- Minutes 39 vs. Connecticut 6/19/11



WNBA CAREER

2011: Signed by the Storm to a seven-day contract on Aug. 1...Saw action in seven games ...Played four minutes in Game 1 of the Storm's Western Conference Semifinal series against the Phoenix Mercury.

2010: Played four games with the Indiana Fever and three with the San Antonio Silver Stars.

2009: She made a total of six appearances for the Mercury, including a season-high nine-minute stint at Sacramento, 6/12...She was waived by the Mercury July 14.

2008: Originally drafted by Seattle, she was waived May 8 by the Storm and signed by Phoenix three days later...She made her professional debut in a 94-83 loss at Minnesota, 5/31, and scored the first points of her career against Connecticut, 6/18...In her best game of the season, she recorded career-highs of 11 points and five rebounds vs. Atlanta, 7/19...It is the only double-figure game of her career.

INTERNATIONAL

In 2012/2013 offseason played for Good Angels Kosice in Slovakia...Led the Euroleague in 3-point field goal percentage (52.5%) during the 2012/2013 season...Averaged 15.1 points per game in the Slovakian league and 16.1 points in the Euroleague...Named to the All-Slovakian Team in 2013 and honored as Import Player of the Year...Previously played for Mersin in Turkey in 2008/2009 and Mizo Pecs of Hungary in 2009/2010.

COLLEGE

One of just four players in DePaul Blue Demons' history to score over 2,000 points in her career...She averaged a team-leading 19.4 points per game as a senior...Is third on the all-time career list with 2,078 points...For her efforts, she was named to the 2008 All-Big East second team...She was a Big East Academic All-Star.

PERSONAL

She has a sister, Sam, and two brothers, Jake and Ryan...Her sister was the second leading scorer (13.1 ppg) for DePaul in 2009-10...Her brother Ryan was a pitcher on the baseball team at Saint Xavier University.

POSITION _____ Guard
HEIGHT _____ 5'10"
WEIGHT _____ 140
WNBA YEARS _____ 4
COLLEGE _____ Depaul '08
BIRTHDATE _____ June 20, 1986
BIRTHPLACE _____ Joliet, IL
ACQUIRED _____ Signed as a free agent on
 March 4, 2013

SEASON	TEAM	G	GS	MPG	FG%	3P%	FT%	OFF	DEF	RPG	APG	SPG	BPG	TO	PF	PPG
2012	N/A	0	0	0	0	0	0	0	0	0	0	0	0	0	0	0
Career		34	0	5.6	0.359	0.300	0.786	0.2	0.4	0.6	0.2	0.3	0.1	0.44	0.59	1.9



POSITION _____ Center
HEIGHT _____ 6'6"
WEIGHT _____ 212
WNBA YEARS _____ 2
COLLEGE _____ Boston College
BIRTHDATE _____ July 19, 1989
BIRTHPLACE _____ Sudbury, MA
ACQUIRED _____ Selected by the Sky 15th overall in the 2011 WNBA Draft.

WNBA CAREER

2012: Played in 30 games (started nine)... Second highest field goal percentage in WNBA at .571...Had career high 16 points and matched career high nine rebounds on September 20 vs. Atlanta...Recorded 14 points and six rebounds in win at Connecticut on August 26...Pulled down a career high five offensive rebounds vs. Minnesota on September 11.

2011: In her first season in the WNBA, Swords played 29 games and started four ... She averaged 2.7 points and 1.8 rebounds per game ... Her most outstanding game came on September 8th at Minnesota where Swords picked up nine points, grabbed eight boards, tallied four assists, and recorded three blocks.

INTERNATIONAL

During the 2011/ 2012 offseason Swords played for Mariana in Spain then moved to Turkey to play for Istanbul Universitesi. During 2012/2013 offseason played for Ceyhan Belediyesi in Turkey.

COLLEGE

Second all-time leading scorer in Boston College history... Scored 2,029 career points ... Is No. 1 rebounder of all-time at BC with 1,159 boards ... No. 1 in blocks with 178 ... No. 1 in career FG percentage (67.6 career) Led the country in field goal percentage as a senior ... First BC player to finish the season as an individual national statistical champion ... Finished career with 46 double-doubles, a Boston College record ... Earned All-ACC first team in her junior and senior seasons, and second team as a sophomore...AP All-American Honorable Mention Team ... Recipient of the ACC Postgraduate Scholarship ... two-time All-ACC Academic team ... ECAC First Team... Two-time WBCA State Farm All-America finalist...All-ACC Tournament Second Team as a junior ... ACC All-Tournament team as a sophomore... Led the team in scoring (15.4 ppg.) and rebounding (9.0 rpg.), and led the country in field goal percentage (67.8) as a sophomore ... Owns the single season individual record for most rebounds with 316 and broke her own record of highest field goal percentage in the single season by shooting 67.8 percent from the floor ... Earned the Athletic Director's Award for Academic Achievement honor twice ... Received the Outstanding Scholar Athlete for the sophomore class... Played and started all 33 games as a freshman ... Led the team and was third in the country in field goal percentage of 64.2 as a freshman ... Named to the All-ACC Freshmen team and earned a spot on the All-ACC Academic team ... Was named ACC Rookie of the Week four times honor ... Received the Outstanding Scholar Athlete for the freshman class ... Named to the ACC Honor Roll.

PERSONAL

Born on July 19, 1989 ... Carolyn has a brother John and sister Marybeth ... Carolyn and her siblings reside in Sudbury, MA with their Aunt Susan Halliday and cousins Rob and Russ, who both played lacrosse at Bowdoin ... A National Honor Society student and a member of the Cum Laude Society ... Graduated from Boston College with a degree in communications.

CAREER HIGHS

- Points 9 @ Minnesota 9/8/11
- Field Goals 4 Multiple
- Field Goals Attempted 6 @ Minnesota 9/8/11
- Three Point Field Goals Made None
- Three Point Field Goals Attempted None
- Free Throws 4 @ New York 7/10/11
- Free Throws Attempted 4 @ New York 7/10/11
- Offensive Rebounds 2 Multiple
- Defensive Rebounds 6 @ Minnesota 9/8/11
- Total rebounds 8 @ Minnesota 9/8/11
- Assists 4 @ Minnesota 9/8/11
- Steals 2 @ Los Angeles 9/10/11
- Blocks 3 @ Minnesota 9/8/11
- Minutes 28 @ Los Angeles 9/10/11

SEASON	TEAM	G	GS	MPG	FG%	3P%	FT%	OFF	DEF	RPG	APG	SPG	BPG	TO	PF	PPG
2012	CHI	30	9	11.1	0.571	0.000	0.682	1.5	1.7	3.2	0.3	0.4	0.5	0.63	1.90	4.0
Career		59	13	9.4	0.556	0.000	0.783	1.1	1.4	2.5	0.3	0.3	0.4	0.59	1.41	3.3



POSITION _____ Guard
HEIGHT _____ 5'8"
WEIGHT _____ 132
WNBA YEARS _____ 2
COLLEGE _____ Gonzaga
BIRTHDATE _____ February 8, 1989
BIRTHPLACE _____ Kent, WA
ACQUIRED _____ Selected by the Sky
 third overall in the
 2011 WNBA Draft.

WNBA CAREER

2012: Started 27 games...157 assists were fourth most in the league...Delivered career and franchise high 11 assists at Connecticut on August 26. Recorded 23 points, five rebounds, and four assists at Tulsa on August 24...Made career high five three-pointers on August 24...Posted six points, eight assists, and a career high seven rebounds in July 6 loss vs. New York.

2011: In her first season in the WNBA, Vandersloot played in all 34 games starting in 26... She averaged 6.5 points, 2.0 rebounds, and 3.7 assists per game ... She had eight games where she scored in double figures, most notably on June 10th where she scored 18 points and 5 assists in a win over Connecticut ... She was named to the 2011 All-Star team as a reserve player and scored eight points, tallied two assists, and grabbed three boards in 13 minutes. On September 10th, Vandersloot set the Sky's single-season assists record with 124 assists in a season. At the end of the year Vandersloot was named to the WNBA All-Rookie Team.

INTERNATIONAL

In the 2011/2012 offseason Vandersloot played for Besiktas in Turkey. In 2012/2013 offseason played for MBK Ruzomberok in Slovakia.

COLLEGE

As a freshman at Gonzaga, Vandersloot averaged 10.6 points, 3.9 rebounds, and 5.6 assists per game. She was named the West Coast Conference newcomer of the year. Her next year Courtney set a school record as she finished with 239 assists averaging 7.3 a game. She averaged 16.4 points per game and earned her first of three WCC Player of the Year awards. During Vandersloot's junior year, she broke her own school record of assists and averaged 9.4 per game, which led Division I women's basketball. In her final year, she was named the Frances Pomeroy Naismith Award recipient for most outstanding Division I player no taller than 5'8", the Nancy Lieberman Award recipient for most outstanding DI point guard, and was listed in several All-American teams. Vandersloot was the first ever Division I player — man or woman — to notch more than 2000 points and 1000 assists in a career.

PERSONAL

Born on February 8, 1989 in Kent, Washington, Courtney was the daughter of two parents who worked at Boeing. She grew up playing sports of all kinds with neighborhood children. She credits playing against all the neighborhood boys as a very important aspect to her future development.

CAREER HIGHS

- Points 18 vs. Connecticut 6/10/11
- Field Goals 7 Multiple
- Field Goals Attempted 13 vs. Minnesota 8/12/11
- Three Point Field Goals Made 4 vs. Connecticut 6/10/11
- Three Point Field Goals Attempted 5 Multiple
- Free Throws 4 Multiple
- Free Throws Attempted 6 vs. Connecticut 7/23/11
- Offensive Rebounds 1 Multiple
- Defensive Rebounds 5 Multiple
- Total rebounds 5 Multiple
- Assists 10 vs. Connecticut 6/23/11
- Steals 2 Multiple
- Blocks 2 Multiple
- Minutes 39 vs. Connecticut 6/23/11

SEASON	TEAM	G	GS	MPG	FG%	3P%	FT%	OFF	DEF	RPG	APG	SPG	BPG	TO	PF	PPG
2012	CHI	34	27	26.6	0.405	0.333	0.649	0.2	1.9	2.1	4.6	1.3	0.2	3.26	2.62	8.9
Career		68	53	24.8	0.399	0.308	0.702	0.2	1.9	2.0	4.2	1.0	0.3	2.99	2.57	7.7



WNBA CAREER

2012: Young played in 33 games and started 24 setting a career high for minutes played per game at 24.4... She averaged 8.2 points, 3.7 rebounds, and 1.4 assists per game...Became sixth Sky player to surpass the 1000 point mark for her career...finished the season with 1069 career points.

2011: Young played in 33 games and started 19... She averaged 7.9 points, 3.8 rebounds, and 1.3 assists per game. Tamera surpassed the 100 steal mark and set a career high with seven steals on August 20th at Washington ... Young set her career high in rebounds per game with 15 on August 9 at Connecticut...Of those 15 rebounds, 11 of them came on the defensive side.

2010: Young started 22 of 32 games played in her 4th WNBA season and first full season with the Sky... Averaged 6.8 points, 3.1 rebounds and a career-high 1.6 assists in 18.6 minutes per game ... Young scored a season-high 15 points against Connecticut on July 1 ... On August 4 she scored 14 points and grabbed seven rebounds against the Sparks.

2009: Acquired from Atlanta in exchange for Armintie Price on August 12 ... Started 6 of 10 games played with the Sky ... Averaged five points and three rebounds in 12.9 minutes per game with Chicago ... Scored a season-high 14 points in a 76-67 loss against Detroit on August 22.

2008: Appeared in 33 games for the Dream, including 15 starts in her rookie season... Averaged 7.3 points, 4.2 rebounds and 1.2 assists per game... Scored a career-high 26 points against Detroit on June 29... Recorded a career-high 13 rebounds against San Antonio on June 18... Tied for second on team in rebounding (4.2 rpg)...Tied for single-game record for steals (5 vs. Washington on June 20).

POSITION _____ Forward

HEIGHT _____ 6'2"

WEIGHT _____ 172

WNBA YEARS _____ 5

COLLEGE _____ James Madison

BIRTHDATE _____ October 30, 1986

BIRTHPLACE _____ Wilmington, NC

ACQUIRED _____ Acquired via trade from Atlanta in exchange for Armintie Price on August 12, 2009

INTERNATIONAL

In the 2010/2011 offseason Young played for Basket Landes in France. In the 2011/2012 offseason Young played for Istanbul Universitesi in Turkey then moved to play in Israel for Ashdod.

SEASON	TEAM	G	GS	MPG	FG%	3P%	FT%	OFF	DEF	RPG	APG	SPG	BPG	TO	PF	PPG
2012	CHI	33	24	24.4	0.423	0.000	0.606	1.3	2.4	3.7	1.4	1.0	0.2	1.39	2.73	8.2
Career		152	86	20.6	0.385	0.278	0.689	1.2	2.3	3.5	1.3	0.9	0.2	1.55	2.47	7.0

COLLEGE

CAA and school career scoring record (2,121)... Second on JMU and CAA career rebounding list (1,127) and only the second player in school history with more than 1,000 rebounds... School-record season points (693) and season scoring average (20.4)... School record career scoring average (16.7)... School-record career steals (275)... School-record career starts (125)... School-record 44 consecutive games in double figures... School-record 38 points in a single game... CAA Player of the Year (2007-08)... Associated Press All-America honorable mention as a senior... Leading scorer (20.4) and rebounder (10.4) in the CAA as a senior... Earned all-CAA first team honors three times... Named to the Richmond Times-Dispatch All-State First-Team three times... Named to the CAA All-Tournament and All-Defensive teams as a sophomore... Named to the CAA All-Rookie team as a freshman... Set the freshman record for steals.

PERSONAL

Daughter of Greg Young and Lynda Nichols-Brown and John Brown... Has a brother, A.J., and two sisters, Nikia and Valerie... Nickname is Tee... Hobbies include watching movies and shopping... Lists the Bible as her favorite book... Favorite actress is Sanaa Lathan and favorite actor is Denzel Washington... Wears her hair in pigtails during most games, a superstition that started in college... First player from James Madison to play in the WNBA... Majored in Kinesiology with a concentration in sports management and a minor in business at James Madison... Attended the same high school in North Carolina (Laney High School) as Michael Jordan.

CAREER HIGHS

- Points 26 @ Detroit 6/29/08
- Field Goals 8 @ Seattle 9/12/08
- Field Goals Attempted 17 vs. Phoenix 7/6/12
- Three Point Field Goals Made 3 @ Detroit 6/29/08
- Three Point Field Goals Attempted 5 vs. New York 7/23/10
- Free Throws 9 @ Detroit 6/29/08
- Free Throws Attempted 10 multiple
- Offensive Rebounds 8 vs. San Antonio 6/18/08
- Defensive Rebounds 11 @ Connecticut 8/9/11
- Total Rebounds 15 @ Connecticut 8/9/11
- Assists 7 vs. San Antonio 6/18/08
- Steals 7 @ Washington 8/20/11
- Blocks 2 (multiple) @ Atlanta 7/3/10
- Minutes 38 @ Houston 6/16/08



WNBA CAREER

2012: Missed entire season due to injury.

2011: A member of Seattle's training camp...Appeared in both preseason games.

2008: Played in six games as a rookie with the Lynx, averaging 1.7 points, 0.5 rebounds and 0.5 assists per contest.

INTERNATIONAL

Played for CCC Polkowice in Poland past two offseasons.

COLLEGE

Completed her four-year stay at Virginia as the Atlantic Coast Conference's career leader in assists (785), surpassing Dawn Staley's previous mark of 729 with her seven-assist effort Feb. 21 vs. Clemson... Contributed 8.5 ppg, 3.2 rpg and 6.4 apg as a senior, leading the Cavaliers back to the NCAA Tournament after a two-year absence... Scored a season-high 21 points Jan. 2 at Rider, and handed out a season-best 12 assists Feb. 1 vs. North Carolina State; she recorded her lone double-double of the 2007-08 season (sixth career) with 12 points and 11 assists Feb. 17 at Virginia Tech... Registered 8.9 ppg (37.4%), 3.1 rpg and 5.9 apg for her career in Charlottesville, earning Third Team All-ACC honors in both 2005-06 and 2007-08... Won gold with USA Basketball at the 2005 FIBA U19 World Championships, averaging 2.9 ppg (61.5%) and a team-leading 3.4 apg; her teammates on that squad included Nicky Anosike and Candice Wiggins.

POSITION _____ Guard
HEIGHT _____ 5'7"
WEIGHT _____ 148
WNBA YEARS _____ 1
COLLEGE _____ Virginia '08
BIRTHDATE _____ July 11, 1986
BIRTHPLACE _____ Philadelphia, PA
ACQUIRED _____ Signed via free agency on February 18, 2013

PERSONAL

Born July 11, 1986 in Philadelphia, PA...Daughter of Cheryl and Tony Zoll...Brothers are Chris and Dustin Myers...Lived on McGuire A.F.B. for the majority of her life and also resided in Sembach, Germany while her mother was stationed there...Attended Marlboro High School for three years before transferring to Highland Regional High School in Blackwood, NJ as a senior.

CAREER HIGHS

- Points 18 vs. Connecticut 6/10/11
- Field Goals 7 Multiple
- Field Goals Attempted 13 vs. Minnesota 8/12/11
- Three Point Field Goals Made 4 vs. Connecticut 6/10/11
- Three Point Field Goals Attempted 5 Multiple
- Free Throws 4 Multiple
- Free Throws Attempted 6 vs. Connecticut 7/23/11
- Offensive Rebounds 1 Multiple
- Defensive Rebounds 5 Multiple
- Total rebounds 5 Multiple
- Assists 10 vs. Connecticut 6/23/11
- Steals 2 Multiple
- Blocks 2 Multiple
- Minutes 39 vs. Connecticut 6/23/11

SEASON	TEAM	G	GS	MPG	FG%	3P%	FT%	OFF	DEF	RPG	APG	SPG	BPG	TO	PF	PPG
--------	------	---	----	-----	-----	-----	-----	-----	-----	-----	-----	-----	-----	----	----	-----

2012 NONE

Career 6 0 4.8 0.250 0.333 0.833 0.2 0.3 0.5 0.5 0.2 0.0 0.50 0.33 1.7

2013 REGULAR SEASON REVIEW

**REGULAR SEASON STATS SEASON NOTES 2012/2013 TRANSACTIONS GAME-BY-GAME RESULTS
GAME-BY-GAME STATS INDIVIDUAL & TEAM HIGHS SKY INDIVIDUAL-TEAM HIGHS & LOWS
OPPONENT INDIVIDUAL-TEAM HIGHS & LOWS GAME LEADERS**

2012 REGULAR SEASON STATS

PLAYER	G	GS	MIN	FG%	3P%	FT%	OFF	DEF	RPG	APG	SPG	BPG	TO	PF	PPG
Epiphanny Prince	26	25	30.0	.442	.407	.899	.90	2.60	3.50	3.1	1.81	.27	2.00	2.20	18.1
Sylvia Fowles	25	25	31.1	.638	.000	.692	3.80	6.60	10.40	.8	1.32	1.20	2.12	2.20	16.2
Swin Cash	34	34	30.0	.367	.281	.765	1.60	4.20	5.80	2.3	1.00	.50	2.76	2.40	10.6
Courtney Vandersloot	34	27	26.6	.405	.333	.649	.20	1.90	2.10	4.6	1.29	.21	3.26	2.60	8.9
Eshaya Murphy	29	3	18.6	.420	.441	.730	1.00	1.90	2.90	.9	1.10	.21	1.03	1.60	8.5
Tamera Young	33	24	24.4	.423	.000	.606	1.30	2.40	3.70	1.4	1.03	.18	1.39	2.70	8.2
Sonja Petrovic	30	2	15.1	.358	.279	.769	.40	1.80	2.30	1.0	.50	.50	1.30	1.40	4.8
Sydney Carter	1	0	9.0	.333	.000	.000	.00	.00	.00	.0	1.00	.00	1.00	.00	4.0
Carolyn Swords	30	9	11.1	.571	.000	.682	1.50	1.70	3.20	.3	.37	.47	.63	1.90	4.0
Le'coe Willingham	33	1	18.5	.313	.274	.609	1.00	1.90	2.90	.9	.45	.12	1.73	1.80	3.5
Ruth Riley	33	14	14.4	.379	.278	.786	.50	1.90	2.40	1.0	.70	.61	.82	2.20	2.7
Ticha Penicheiro	19	6	12.7	.353	.200	.545	.10	1.20	1.30	2.1	.42	.16	2.00	.70	1.7
Team Averages	34	0	204.4	.431	.340	.730	10.7	24.2	34.9	16.3	8.7	3.8	17.8	19.5	75.2
Opponents	34	0	204.4	.429	.354	.764	8.1	21.9	30.1	16.8	8.8	4.5	15.8	16.8	75.5

2013 SKY SEASON NOTES

>> The Sky set a new attendance record of 94,746 for the 2011 season, with a 5,573 average per game.

>> The Sky recorded two consecutive winning months for the first time in team history (2-1 in May, 2012 and 5-4 in June, 2012).

>> A six game win streak for the Sky in 2012 marks the longest in franchise history.

>> Fowles led the WNBA with a .638 field goal percentage (3rd best all-time).

>> In 2012, Courtney Vandersloot set a Sky season record with 157 assists breaking her own franchise record of 127 assists from 2011 as a rookie.

>> Sylvia Fowles was named to the 2012 All-Defensive First Team.

>> The Sky set a team record with 297 steals in a single season.

>> The Sky started the season 7-1 marking their best start in franchise history.

>> The Sky set a new team record for 3-point field goals made with 209.

>> Epiphanny Prince tied Cynthia Cooper's WNBA record of three straight 30-point performances scoring 31 points, 33 points, and 32 points in three straight games in June.

2012/2013 TRANSACTIONS



2013 TRANSACTIONS

May 23:	Ruth Riley was waived
May 18:	Sonja Petrovic was waived
May 16:	D'Andra Moss was waived
May 16:	Britney Jones was waived
May 16:	Brooklyn Pope was waived
April 30:	Wayne "Tree" Rollins signed as Sky assistant coach
April 29:	Sky signed Britney Jones as free agent
April 15:	Elena Delle Donne drafted as 2nd overall pick in WNBA Draft
April 15:	Brooklyn Pope drafted 28th overall in WNBA Draft
March 29:	Sky signed D'Andra Moss as free agent
March 27:	Sky signed Michelle Campbell as free agent
March 18:	Sky resigned Tamera Young
March 4:	Sky sign Allie Quigley as free agent
February 18:	Sky sign Sharnee Zoll-Norman as free agent
February 12:	Chatman Signed to Multi-Year Contract Extension

2012 TRANSACTIONS

September 25:	Ticha Penicheiro Retires on Sky Fan Appreciation Night
June 26:	Sky waives Sydney Carter
June 19:	Sydney Carter signed to Sky
May 16:	Felicia Chester-Wootton was waived
May 14:	Sky waives Shey Peddy and Sydney Carter
April 16:	Sydney Carter drafted as 27th overall pick in WNBA Draft
April 16:	Shey Peddy drafted as 23rd overall pick in WNBA Draft
April 16:	Sky re-signed Sylvia Fowles
March 14:	Sky acquired Sonja Petrovic in a trade for a 2013 second round draft pick from San Antonio
February 28:	Felicia Chester-Wootton signed as free agent
February 22:	Ticha Penicheiro signed as free agent
February 21:	Sky resigns Tamera Young
February 7:	Sky resigns Shay Murphy
February 6:	Ruth Riley signed as a free agent
January 2:	Sky acquires Swin Cash and Le'Coe Willingham from Seattle Storm in exchange for No. 2 overall pick

2012 GAME-BY-GAME RESULTS

HIGHS

DATE	OPP	RESULT	RECORD	SCORER	REBOUNDER	ASSISTS	OPP	ATTENDANCE
19-May	@WAS	W, 69-57	1-0	Fowles 23	Fowles 12	Three with 3	Langhorne 16	11415
25-May	IND	L, 72-83	1-1	Fowles 21	Fowles 10	Vandersloot 4	Catchings 22	6198
30-May	@SA	W, 77-63	2-1	Fowles 23	Fowles 12	Vandersloot 7	Hammon 21	7233
1-Jun	WAS	W, 65-63	3-1	Prince 31	Fowles 16	Two with 3	Currie 15	4078
2-Jun	@ATL	W, 94-92	4-1	Prince 33	Fowles 19	Vandersloot 6	McCoughtry 33	4503
8-Jun	TUL	W, 98-91	5-1	Prince 32	Fowles 21	Three with 5	Latta 25	5019
10-Jun	@NY	W, 73-64	6-1	Prince 26	Fowles 12	Vandersloot 5	Pondexter 22	5908
13-Jun	SEA	W, 74-58	7-1	Prince 17	Fowles 15	Prince 7	Thompson 13	4681
16-Jun	@IND	L, 70-84	7-2	Fowles 26	Young 7	Two with 3	Davenport 19	6098
23-Jun	@MIN	L, 67-79	7-3	Fowles 22	Fowles 13	Vandersloot 5	Whalen 25	9267
27-Jun	IND	L, 72-81	7-4	Fowles 19	Fowles 10	Vandersloot 4	Zellous 18	6312
29-Jun	PHO	L, 81-84	7-5	Cash 16	Fowles 10	Vandersloot 6	Bonner 27	5488
1-Jul	ATL	W, 71-69	8-5	Fowles 21	Fowles 12	Three with 4	McCoughtry 21	6093
6-Jul	NY	L, 59-64	8-6	Fowles 20	Fowles 9	Vandersloot 8	Pondexter 19	4211
7-Jul	@IND	L, 86-88	8-7	Fowles 24	Fowles 16	Vandersloot 6	Catchings 18	6155
11-Jul	SA	L, 68-77	8-8	Murphy 20	Two with 6	Two with 3	Two with 16	13161
13-Jul	CON	L, 78-80	8-9	Vandersloot 22	Fowles 10	Vandersloot 8	Charles 25	5988
17-Aug	ATL	L, 76-82	8-10	Prince 16	Fowles 6	Willingham 4	McCoughtry 25	5593
19-Aug	@WAS	L, 71-75	8-11	Prince 18	Fowles 16	Four with 2	Ajavon 22	8489
21-Aug	NY	L, 67-77	8-12	Fowles 18	Two with 8	Penicheiro 7	Pondexter 25	3638
22-Aug	@ATL	L, 71-82	8-13	Fowles 22	Fowles 6	Penicheiro 4	Lyttle 24	4010
24-Aug	@TUL	L, 78-81	8-14	Vandersloot 23	Murphy 10	Cash 5	Two with 22	5147
26-Aug	@CON	W, 82-70	9-14	Prince 15	Four with 6	Vandersloot 11	Hightower 17	8390
28-Aug	CON	L, 72-83	9-15	Vandersloot 17	Petrovic 8	Vandersloot 6	Charles 24	2884
1-Sep	@IND	L, 64-81	9-16	Prince 22	Swords 8	Vandersloot 5	January 19	9307
2-Sep	LA	W, 85-74	10-16	Prince 17	Two with 9	Prince 9	Toliver 19	6197
7-Sep	@NY	W, 92-83	11-16	Prince 30	Cash 7	Three with 4	Pondexter 24	6145
9-Sep	@CON	L, 77-82	11-17	Cash 21	Cash 15	Two with 5	Charles 24	6658
11-Sep	MIN	W, 83-70	12-17	Prince 26	Swords 9	Prince 5	Moore 18	4296
13-Sep	@LA	L, 77-86	12-18	Cash 23	Cash 6	Vandersloot 9	Ogwumike 30	8489
16-Sep	@PHO	W, 86-55	13-18	Murphy 22	Two with 8	Prince 4	Houston 15	8044
18-Sep	@SEA	L, 60-75	13-19	Prince 21	Two with 7	Prince 4	Wauters 16	6459
20-Sep	ATL	L, 66-75	13-20	Swords 16	Swords 9	Vandersloot 6	McCoughtry 21	4188
22-Sep	WAS	W, 77-58	14-20	Vandersloot 20	Cash 8	Two with 3	Currie 15	6721

2012 GAME-BY-GAME STATS

DATE	OPP	FG-FGA	PCT	3FG-A	PCT	FT-FTA	PCT	OR	DR	TR	A	PF	ST	TO	BS	PTS
19-MAY	@WAS	27-52	51.9	5-8	62.5	10-14	71.4	6	22	28	16	17	13	21	2	69
25-MAY	IND	28-68	41.2	3-20	15.0	13-19	68.4	14	23	37	14	25	11	22	4	72
30-MAY	@SA	29-60	48.3	6-16	37.5	13-17	76.5	8	28	36	15	17	9	13	3	77
1-JUN	WAS	24-65	36.9	6-15	40.0	11-15	73.3	11	20	31	14	19	9	14	7	65
2-JUN	@ATL	35-74	47.3	8-17	47.1	16-20	80	16	32	48	19	26	9	26	3	94
8-JUN	TUL	30-67	44.8	8-20	40.0	30-42	71.4	12	33	45	20	28	10	27	3	98
10-JUN	@NY	29-66	43.9	5-15	33.3	10-12	83.3	10	30	40	13	16	7	10	4	73
13-JUN	SEA	32-72	44.4	8-18	44.4	2-5	40.0	18	26	44	22	20	8	15	3	74
16-JUN	@IND	28-55	50.9	5-10	50.0	9-17	52.9	6	24	30	13	21	4	21	5	70
23-JUN	@MIN	26-65	40.0	3-16	18.8	12-16	75.0	12	22	34	12	19	11	23	1	67
27-JUN	IND	26-58	44.8	4-11	36.4	16-25	64.0	9	23	32	17	20	3	15	6	72
29-JUN	PHO	28-65	43.1	8-17	47.1	17-21	81.0	7	18	25	17	17	9	10	2	81
1-JUL	ATL	24-58	41.4	9-17	52.9	14-19	73.7	8	28	36	21	15	9	15	2	71
6-JUL	NY	25-67	37.3	3-15	20.0	6-21	28.6	18	27	45	18	17	7	17	8	59
7-JUL	@IND	32-68	47.1	8-18	44.4	14-22	63.6	12	28	40	21	27	11	24	7	86
11-JUL	SA	26-65	40.0	7-16	43.8	9-12	75.0	12	27	39	16	19	9	19	7	68
13-JUL	CON	34-72	47.2	6-27	22.2	4-5	80.0	7	30	37	23	16	10	20	6	78
17-AUG	ATL	28-60	46.7	8-18	44.4	12-16	75.0	10	18	28	11	15	10	21	6	76
19-AUG	@WAS	25-67	37.3	3-18	16.7	18-23	78.3	13	23	36	11	25	10	20	6	71
21-AUG	NY	27-71	38.0	5-19	26.3	8-14	57.1	17	21	38	17	17	8	17	7	67
22-AUG	@ATL	24-59	40.7	3-14	21.4	20-26	76.9	6	15	21	10	24	9	16	2	71
24-AUG	@TUL	29-66	43.9	11-31	35.5	9-11	81.8	10	28	38	19	19	8	21	1	78
26-AUG	@CON	33-71	46.5	10-25	40.0	6-8	75.0	12	26	38	19	13	11	14	1	82
28-AUG	CON	26-70	37.1	4-24	16.7	16-20	80.0	14	22	36	13	22	11	12	1	72
1-SEP	@IND	23-56	41.1	5-14	35.7	13-16	81.3	11	21	32	10	21	5	20	5	64
2-SEP	LA	32-64	50.0	7-16	43.8	14-18	77.8	11	23	34	25	17	10	18	2	85
7-SEP	@NY	32-63	50.8	8-23	34.8	20-21	95.2	7	27	34	16	20	7	13	3	92
9-SEP	@CON	29-66	43.9	6-22	27.3	13-15	86.7	8	27	35	17	23	6	16	2	77
11-SEP	MIN	31-67	46.3	7-16	43.8	14-18	77.8	11	20	31	19	14	11	13	5	83
13-SEP	@LA	29-69	42.0	6-25	24.0	13-16	81.3	8	16	24	20	22	6	10	2	77
16-SEP	@PHO	32-73	43.8	8-19	42.1	14-20	70.0	9	31	40	18	25	14	11	4	86
18-SEP	@SEA	23-71	32.4	6-29	20.7	8-13	61.5	8	17	25	8	18	10	6	2	60
20-SEP	ATL	25-70	35.7	6-15	40.0	10-11	90.9	10	20	30	13	18	7	12	2	66
22-SEP	WAS	26-61	42.6	4-11	36.4	21-28	75.0	13	28	41	16	12	5	15	5	77

2012 INDIVIDUAL & TEAM HIGHS

PLAYER	MIN	FGS	FT	OFF REB	DEF REB	TOT REB	ASSISTS	STEALS	TO	BLOCKS	PTS
S. Carter	9C Jun 23 @ Minn	2C Jun 23 @ Minn	0C	0C	0C	0C	0C	1C Jun 23 @ Minn	1C Jun 23 @ Minn	0C	4C Jun 23 @ Minn
S. Cash	39 Aug 24 @ Tulsa	8 Sep 13 @ LA	8 Jun 8 vs. Tulsa	5 Sep 2 vs. LA	11 Sep 9 @ Conn	15T Sep 9 @ Conn	5 (3) Sep 2 vs. LA	2 (10) Sep 11 vs. Minn	6 (3) Sep 2 vs. LA	4 Aug 21 vs. NY	23 Sep 13 @ LA
S. Fowles	40 Jun 2 @ Atl	11 (2) Jul 7 @ Ind	9 Jul 1 vs. Atl	8C Jun 2 @ Atl	16 Jun 8 vs. Tulsa	21T Jun 8 vs. Tulsa	3 (2) Jul 13 vs. Conn	4T (3) Aug 19 @ Wash	5 Jul 7 @ Ind	4 Jun 1 vs. Wash	26 Jun 16 @ Ind
S. Murphy	36T Jul 13 vs. Conn	9C Sep 16 @ Pho	3 (2) Sep 18 @ Sea	4 Aug 24 @ Tulsa	6 Aug 24 @ Tulsa	10 Aug 24 @ Tulsa	4 Aug 24 @ Tulsa	4T (2) Sep 16 @ Pho	4T Aug 24 @ Tulsa	1 (6) Sep 22 vs. Wash	22C Sep 16 @ Pho
T. Penicheiro	26 Aug 22 @ Atl	3 (2) Aug 22 @ Atl	2 (2) Aug 22 @ Atl	1 (2) Aug 26 @ Conn	4 Aug 26 @ Conn	5 Aug 26 @ Conn	7 Aug 21 vs. NY	2 (2) Jul 11 vs. S.A.	5 Aug 22 @ Atl	2 Sep 1 @ Ind	8 Aug 22 @ Atl
S. Petrovic	27C (2) Jul 13 vs. Conn	5C (2) Jul 1 vs. Atl	4C Jun 29 vs. Pho	5C Aug 28 vs. Conn	8C Jul 7 @ Ind	8C (2) Aug 28 vs. Conn	4C (2) Jul 1 vs. Atl	2C (4) Sep 18 @ Sea	4C Jun 8 vs. Tulsa	2C (4) Sep 22 vs. Wash	13C Jun 23 @ Minn
E. Prince	40C Jun 8 vs. Tulsa	12C (2) Jun 2 @ Atl	10 Sep 11 vs. Minn	3T (3) Sep 18 @ Sea	7C Jun 2 @ Atl	9C Jun 2 @ Atl	9C Sep 2 vs. LA	5T May 30 @ S.A.	6T Jun 2 @ Atl	1 (7) Sep 13 @ L.A.	33C Jun 2 @ Atl
R. Riley	32 Jun 1 vs. Wash	4 (2) Jun 13 vs. Sea	2 (5) Sep 22 vs. Wash	3 Jul 11 vs. S.A.	6 May 25 vs. Ind	6 (4) Sep 18 @ Sea	5T Jul 13 vs. Conn	4C Jun 1 vs. Wash	4 May 19 @ Wash	3 Jun 10 @ NY	10 (2) Jun 13 vs. Sea
C. Swords	31C Sep 20 vs. Atl	8C Sep 20 vs. Atl	7C Sep 1 @ Ind	5C Sep 11 vs. Minn	5 (4) Sep 20 vs. Atl	9C (2) Sep 20 vs. Atl	2 (2) Aug 28 vs. Conn	2T Sep 11 vs. Minn	3T Sep 1 @ Ind	2 (2) Sep 22 vs. Wash	16C Sep 20 vs. Atl
C. Vandersloot	38 Jul 13 vs. Conn	10C Jul 13 vs. Conn	6C Sep 2 vs. LA	1T (6) Aug 26 @ Conn	6C Jul 6 vs. NY	7C Jul 6 vs. NY	11C Aug 26 @ Conn	4C (2) Aug 26 @ Conn	8C Sep 9 @ Conn	2T Jul 6 vs. NY	23C Aug 24 @ Tulsa
L. Willingham	31 Aug 19 @ Wash	5 Sep 1 @ Ind	3 (2) Sep 16 @ Pho	4 Aug 21 vs. NY	7 Sep 16 @ Pho	8 Sep 16 @ Pho	4 Aug 17 vs. Atl	2 (4) Sep 16 @ Pho	6C May 19 @ Wash	2T Sep 11 vs. Minn	12 Sep 1 @ Ind
T. Young	36 Sep 7 @ NY	8T (3) Sep 7 @ NY	6 Jun 8 vs. Tulsa	6 Jul 6 vs NY	6 (2) Jul 11 vs. S.A.	8 Jul 6 vs. NY	4 Jun 23 @ Minn	3 (3) Sep 13 @ LA	3 (5) Sep 20 vs. Atl	1 (6) Sep 2 vs. LA	19 Sep 7 @ NY
SKY High Games	225 (6) Aug 24 @ Tulsa	35 Jun 2 @ Atl	30 Jun 8 vs. Tulsa	18 (2) Jul 6 vs. NY	33 Jun 8 vs. Tulsa	48 Jun 2 @ Atl	25 Sep 2 vs. LA	14 Sep 16 @ Pho	27 (2) Jul 7 @ Ind	8 Jul 6 vs NY	98 Jun 8 vs. Tulsa
SKY Low Games	200 (28) Sep 22 vs. Wash	23 (2) Sep 18 @ Sea	2 Jun 13 vs. Sea	6 (3) Aug 22 @ Atl	15 Aug 22 @ Atl	21 Aug 22 @ Atl	8 Sep 18 @ Sea	3 Jun 27 vs. Ind	6 Sep 18 @ Sea	1 (4) Aug 28 vs. Conn	59 July 6 vs. NY
OPPONENT High Games	225 (6) Aug 24 @ Tulsa	34 Aug 17 vs. Atl	31 Jun 2 @ Atl	17 Jun 29 vs. Pho	34 Sep 18 @ Sea	44 Jul 13 vs. Conn	26 Sep 20 vs. Atl	15 (2) Aug 17 vs. Atl	23 May 19 @ Wash	9 Aug 21 vs. NY	92 Jun 2 @ Atl
OPPONENT Low Games	200 (28) Sep 22 vs. Wash	19 Sep 16 @ Pho	6 Jul 6 vs. NY	3 (3) Sep 11 vs. Minn	14 Sep 22 vs. Wash	21 Jun 13 vs. Sea	7 Sep 16 @ Pho	1 Sep 18 @ Sea	9 Sep 1 @ Ind	1 (3) Sep 9 @ Conn	55 Sep 16 @ Pho

"C" indicates a new career-high, "T" a tied career-high. Numbers in parentheses indicate the number of games in which a player or team has reached a given total (if more than one).

2012 SKY INDIVIDUAL HIGHS - TEAM HIGH & LOWS



CATEGORY	HIGH	PLAYER	OPPONENT	DATE
Minutes	40	Fowles	at Atlanta	Jun 2
	40	Prince	vs. Tulsa	Jun 8
Points	33	Prince	at Atlanta	Jun 2
FGM	12	Prince (2 times)	vs. Washington	Jun 1
			at Atlanta	Jun 2
FGA	25	Prince	at Atlanta	Jun 2
3PM	6	Prince	vs. Washington	Jun 1
3PA	10	Prince (2 times)	at New York	Sep 7
			at Seattle	Sep 18
FTM	10	Prince	vs. Minnesota	Sep 8
FTA	12	Fowles	vs. Indiana	May 25
	12	Cash	vs. Tulsa	Jun 8
Off. Reb.	8	Fowles	at Atlanta	Jun 2
Def. Reb.	16	Fowles	vs. Tulsa	Jun 8
Tot. Reb.	21	Fowles	vs. Tulsa	Jun 8
AST	11	Vandersloot	at Connecticut	Aug 26
ST	5	Prince	at San Antonio	May 30
TO	8	Vandersloot	at Connecticut	Sep 9
BL	4	Fowles	vs. Washington	Jun 1
	4	Cash	vs. New York	Aug 21

CATEGORY	SKY TEAM HIGH	SKY TEAM LOWS
Minutes	(N/A)	(N/A)
Points	98 vs. TUL, 6/8	59 vs. NY, 7/6
FGM	35 @ ATL, 6/2	23 @ IND, 9/1
		23 @ SEA, 9/18
FGA	74 @ ATL, 6/2	52 @ WAS, 5/19
3PM	11 @ TUL, 8/24	3 vs. IND, 5/25
		3 @ MIN, 6/23
3PA	31 @ TUL, 8/24	3 vs. NY, 7/6
		3 @ WAS, 8/19
FTM	30 vs. TUL, 6/8	3 @ ATL, 8/22
FTA	42 vs. TUL, 6/8	8 @ WAS, 5/19
Off. Reb.	18 vs. SEA 6/13	2 vs. SEA, 6/13
Def. Reb.	18 vs. NY, 7/6	5 vs. CON, 7/13
		6 @ IND, 6/16
Tot. Reb.	48 @ ATL, 6/2	6 @ ATL, 8/22
AST	25 vs. LA, 9/2	6 vs. ATL, 9/20
ST	14 @ PHO, 9/16	15 @ ATL, 8/22
TO	27 @ IND, 7/7	21 @ ATL, 8/22
BL	8 vs. NY, 7/6	8 @ SEA, 9/18
		3 vs. IND, 6/27
PF	28 vs. TUL, 6/8	6 @ SEA, 9/18
		1 @ MIN, 6/23
PF	28 vs. TUL, 6/8	1 @ TUL, 8/24
		1 @ CON, 8/26
PF	28 vs. TUL, 6/8	1 vs. CON, 8/28
PF	28 vs. TUL, 6/8	12 vs. WAS, 9/22

2012 OPPONENT INDIVIDUAL HIGHS - TEAM HIGHS & LOWS

OPPONENT

CATEGORY	HIGH	PLAYER	OPPONENT	DATE
Minutes	43	Langhorne	@ Washington	Sep 18
Points	33	McCoughtry	@ Atlanta	Jun 2
FGM	11	Charles (2 times)	vs. Connecticut	Jul 13
			@ Connecticut	Sep 9
FGA	24	McCoughtry	vs. Atlanta	Jul 1
3PM	4	Hammon	@ San Antonio	May 30
	4	Douglas	@ Indiana	Jun 16
	4	Pohlen	vs. Indiana	Jun 27
	4	Thomas	vs. Phoenix	Jun 29
	4	Hodges	@ Tulsa	Aug 24
	4	Lawson	vs. Connecticut	Aug 28
	4	Moore	vs. Minnesota	Sep 11
	4	Wiggins	vs. Minnesota	Sep 11
3PA	11	Moore	vs. Minnesota	Sep 11
FTM	17	McCoughtry	@ Atlanta	Jun 2
FTA	17	McCoughtry	@ Atlanta	Jun 2
Off. Reb.	8	Johnson	@ Tulsa	Aug 24
Def. Reb.	9	Snow	vs. Washington	Jun 1
	9	Hornbuckle	vs. Phoenix	Jun 29
	9	Charles	vs. Connecticut	Aug 28
	9	Thomas	@ Phoenix	Sep 16
Tot. Reb.	14	Charles	vs. Connecticut	Aug 28
AST	10	Bird	vs. Seattle	Jun 13
ST	5	Lyttle	@ Atlanta	Jun 2
	5	Johnson	vs. Tulsa	Jun 8
	5	Moore	@ Minnesota	Jun 23
	5	McCoughtry	vs. Atlanta	Aug 17
	5	Douglas	@ Indiana	Sep 11
TO	7	Ajavon	@ Washington	Aug 19
BL	4	Charles	@ Connecticut	Aug 26
	4	Thompson	@ Seattle	Sep 18

CATEGORY	OPPONENT TEAM HIGH	OPPONENT TEAM LOWS
Minutes	(N/A)	(N/A)
Points	92 @ ATL, 6/2	55 @ PHO, 9/16
FGM	34 vs. ATL, 8/17	19 @ PHO, 9/16
FGA	82 vs. CON, 7/13	51 @ SEA, 9/18
3PM	11 vs. IND, 6/27	2 @ WAS, 5/19
3PA	26 @ TUL, 8/24	10 vs. WAS, 6/1
		10 @ LA, 9/13
		10 vs. ATL, 9/20
FTM	31 @ ATL, 6/2	6 vs. NY, 7/6
FTA	38 @ IND, 7/7	9 vs. NY, 7/6
Off. Reb.	17 vs. PHO, 6/29	3 @ ATL, 6/2
		3 vs. SEA, 6/13
		3 vs. MIN, 9/11
Def. Reb.	34 @ SEA, 9/18	14 vs. WASH, 9/22
Tot. Reb.	44 vs. CON, 7/13	21 vs. SEA, 6/13
AST	26 vs. ATL, 9/20	7 @ PHO, 9/16
ST	15 vs. TUL 6/8	1 @ SEA, 9/18
	15 vs. ATL, 8/17	
TO	23 @ WASH, 5/19	9 @ IND, 9/1
BL	9 vs. NY, 8/21	1 vs. CON, 7/13
		1 @ TUL, 8/24
		1 @ CON, 9/9
PF	30 vs. TUL, 6/8	7 @ CON, 8/26

2012 GAME LEADERS

MINUTES PLAYED

Swin Cash	1,019
Courtney Vandersloot	907
Tamera Young	805

POINTS SCORED

Ephipanny Prince	471
Sylvia Fowles	406
Swin Cash	359

POINTS PER GAME

Ephipanny Prince	18.1
Sylvia Fowles	16.2
Swin Cash	10.6

FIELD GOAL PCT. (MIN 25 FGM)

Sylvia Fowles	63.8%
Carolyn Swords	57.1%
Ephipanny Prince	44.2%

FREE THROW PCT. (MIN 20 FTM)

Ephipanny Prince	89.9%
Sonja Petrovic	76.9%
Swin Cash	76.5%

3-POINT FG PCT. (MIN 10 3PT FGM)

Eshaya Murphy	44.1%
Ephipanny Prince	40.7%
Courtney Vandersloot	33.3%

THREE-POINT FIELD GOALS MADE

Ephipanny Prince	59
Eshaya Murphy	45
Swin Cash	32

OFFENSIVE REBOUNDS

Sylvia Fowles	94
Swin Cash	55
Carolyn Swords	45

DEFENSIVE REBOUNDS

Sylvia Fowles	166
Swin Cash	142
Tamera Young	78

TOTAL REBOUNDS

Sylvia Fowles	260
Swin Cash	197
Tamera Young	122

REBOUNDS PER GAME

Sylvia Fowles	10.4
Swin Cash	5.8
Tamera Young	3.7

ASSISTS

Courtney Vandersloot	157
Ephipanny Prince	80
Swin Cash	79

BLOCKED SHOTS

Sylvia Fowles	30
Ruth Riley	20
Swin Cash	17

CHICAGO SKY HISTORY

FRANCHISE FIRSTS DRAFT HISTORY HONOR ROLL/ALL-TIME RECORDS
LEADERS BY YEAR ALL-TIME TRANSACTIONS 2012-2006 SEASONS WNBA HISTORY

FRANCHISE FIRSTS

STARTING LINE UP

5/20 @ Charlotte: Nikki McCray (F), Brooke Wyckoff (F), Ashley Robinson (C), Stacey Dales (G), Elaine Powell (G)

FIELD GOAL MADE

Stacey Dales, 8:06 1st Quarter, 5/20/06

3 POINT FIELD GOAL MADE

Stacey Dales, 5/20/06

REBOUND

Ashley Robinson, 5/20/06

ASSIST

Ashley Robinson, 8:06 1st Quarter, 5/20/06

STEAL

Brooke Wyckoff, 7:07 1st Quarter, 5/20/06

DOUBLE/DOUBLE

Bernadette Ngoyisa, 10 rebs & 11 points

DOUBLE-DIGIT SCORER

Candice Dupree, 19 pts. @ Charlotte, 5/20/06

FREE THROW ATTEMPT

Chelsea Newton, 6:27 2nd Quarter, 5/20/06

PERSONAL FOUL

Nikki McCray, 9:37 1st Quarter, 5/20/06

OFFENSIVE FOUL

Stacey Dales, 7:21 1st Quarter, 5/20/06

DEFENSIVE FOUL

Nikki McCray, 9:37 1st Quarter, 5/20/06

HOME WIN

Chicago 75 – Charlotte 69 vs. Charlotte 6/29/06

HOME LOSS

Sacramento 76 – Chicago 63 vs. Sacramento 5/23/06

ROAD WIN

Chicago 83 – Charlotte 82 @ Charlotte 5/20/06

ROAD LOSS

Houston 71 – Chicago 60 @ Houston 6/2/06

DRAFT HISTORY

2005 WNBA DRAFT EXPANSION

PLAYER	POSITION	DATE
Jia Perkins	Guard	Charlotte Sting
Brooke Wyckoff	Forward	Connecticut Sun
Elaine Powell	Guard	Detroit Shock
Keisha Brown	Guard	Houston Comets
Deanna Jackson	Forward	Indiana Fever
Laura Macchi	Forward	Los Angeles Sparks
Stacey Lovelace	Forward	Minnesota Lynx
DeTrina White	Forward	New York Liberty
Ashley Robinson	Center	Phoenix Mercury
Bernadette Ngoyisa	Center	San Antonio Silver Stars
Chelsea Newton	Guard	Sacramento Monarchs
Francesca Zara	Guard	Seattle Storm
Stacey Dales	Guard	Washington Mystics

2009 WNBA DRAFT

ROUND	PICK	PLAYER	FROM
1	3	Kristi Toliver	Maryland
2	16	Danielle Grant	Texas A&M
3	29	Jennifer Risper	Vanderbilt

2010 WNBA DRAFT

ROUND	PICK	PLAYER	FROM
1	4	Ephiphany Prince	Rutgers
2	DNA	DNA	
3	28	Abi Olajuwon	Oklahoma

2011 WNBA DRAFT

ROUND	PICK	PLAYER	FROM
1	3	Courtney Vandersloot	Gonzaga
2	15	Carolyn Swords	Boston College
2	17	Angie Bjorklund	Tennessee
3	27	Amy Jaeschke	Northwestern

2006 WNBA DRAFT

ROUND	PICK	PLAYER	FROM
1	4	Candice Durpre	Temple
2	20	Jennifer Harris	Washington
3	34	Kerri Gardin	Virginia Tech

2012 WNBA DRAFT

ROUND	PICK	PLAYER	FROM
2	23	Shey Peddy	Temple
3	27	Sydney Carter	Texas A&M

2007 WNBA DRAFT

ROUND	PICK	PLAYER	FROM
1	3	Armintie Price	Mississippi
1	10	Carla Thomas	Vanderbilt
2	20	Stephanie Raymond	Northern Illinois
3	27	Jenna Rubino	DePaul

2013 WNBA DRAFT

ROUND	PICK	PLAYER	FROM
1	2	Elena Delle Donne	Delaware
3	28	Brooklyn Pope	Baylor

2008 WNBA DRAFT

ROUND	PICK	PLAYER	FROM
1	2	Sylvia Fowles	LSU
2	19	Quianna Chaney	LSU
3	33	Angela	Baylor

HONOR ROLL / ALL-TIME RECORDS

HONOR ROLL

WNBA ALL-STAR TEAM

2006 – Candice Dupree (Injury Replacement)
 2007 – Candice Dupree (Reserve)
 2009 – Candice Dupree (Starter)
 Sylvia Fowles (Starter)
 Jia Perkins (Reserve)
 2011- Sylvia Fowles (Reserve)
 - Epiphanny Prince (Reserve)
 - Courtney Vandersloot (Reserve)

WNBA ALL-ROOKIE TEAM

2006 – Candice Dupree (Unanimous Choice)
 2007 – Armintie Price
 2010 – Epiphanny Prince
 2011- Courtney Vandersloot

WNBA ROOKIE OF THE YEAR

2007 – Armintie Price

WNBA ALL-DEFENSIVE TEAM

2008 – Sylvia Fowles (Second Team)
 2010 – Sylvia Fowles (First Team)
 2011 – Sylvia Fowles (First Team)
 2012 – Sylvia Fowles (First Team)

WNBA DEFENSIVE PLAYER OF THE YEAR

2011 – Sylvia Fowles

ANNUAL ATTENDANCE FIGURES

2006	2008	2010	2012
Total : 57,647	Total : 62,146	Total : 72,959	Total : 94,746
Average/Game : 3,392	Average/Game : 3,656	Average/Game : 4,292	Average/Game : 5,573
2007	2009	2011	
Total : 63,061	Total : 66,845	Total : 94,116	
Average/Game : 3,710	Average/Game : 3,932	Average/Game : 5,536	

WON-LOST BY YEAR

YEAR	OVERALL	HOME	ROAD	CONFERENCE PLACE
2006	5-29	3-14	2-15	7th
2007	14-20	6-11	8-9	6th
2008	12-22	8-9	4-13	5th
2009	16-18	12-5	4-13	4th*
2010	14-20	7-10	7-10	6th
2011	14-20	10-7	4-13	5th
2012	14-20	7-10	7-10	5th
TOTAL	61-109	36-49	25-60	<small>*3-way tie, eliminated from playoffs on tie-breakers</small>

SKY RECORD VS. OPPONENT

	2012 SEASON RECORD			ALL-TIME RECORD		
	HOME	ROAD	TOTAL	HOME	ROAD	TOTAL
Atlanta	1-2	1-1	2-3	5-5	7-4	12-9
Charlotte	-	-	-	1-0	1-1	2-1
Connecticut	0-2	1-1	1-3	6-9	3-9	9-18
Detroit	-	-	-	2-6	1-6	3-12
Houston	-	-	-	1-2	1-2	2-4
Indiana	0-2	0-3	0-5	4-10	1-14	5-24
Los Angeles	1-0	0-1	1-1	3-4	1-6	4-10
Minnesota	1-0	0-1	1-1	4-3	3-4	7-7
New York	0-2	2-0	2-2	6-7	4-10	10-17
Phoenix	0-1	1-0	1-1	1-6	1-6	2-12
Sacramento	-	-	-	2-2	1-3	3-5
San Antonio	0-1	1-0	1-1	3-4	4-3	7-7
Seattle	1-0	0-1	1-1	4-3	1-6	5-9
Tulsa	1-0	0-1	1-1	3-0	1-2	4-2
Washington	2-0	1-1	3-1	8-5	6-7	14-12
Totals	7-10	7-10	14-20	53-66	36-83	89-149

ALL-TIME RECORDS

COACH	YEARS	W-L	PERCENTAGE
Dave Cowens	2006	5-29	0.147
Bo Overton	2007	14-20	0.412
Steve Key	2008	12-22	0.353
Steve Key	2009	16-18	0.471
Steve Key	2010	14-20	0.412
Pokey Chatman	2011	14-20	0.412
Pokey Chatman	2012	14-20	0.412

LEADERS BY YEAR

GAMES PLAYED

Candice Dupree	2006	34
Stacey Lovelace	2006	34
Armintie Price	2007	34
Brooke Wyckoff	2007	34
Candice Dupree	2007	34
6 Players	2008	34
5 Players	2009	34
7 Players	2010	34
5 Players	2011	34
2 Players	2012	34

MINUTES

Candice Dupree	2006	1,032
Candice Dupree	2007	1,078
Candice Dupree	2008	1,119
Candice Dupree	2009	1,186
Sylvia Fowles	2010	1,087
Sylvia Fowles	2011	1,175
Swin Cash	2012	1,019

FIELD GOALS MADE

Candice Dupree	2006	186
Candice Dupree	2007	210
Jia Perkins	2008	214
Candice Dupree	2009	204
Sylvia Fowles	2010	228
Sylvia Fowles	2011	263
2 Players	2012	157

FIELD GOALS ATTEMPTS

Candice Dupree	2006	407
Candice Dupree	2007	471
Jia Perkins	2008	448
Candice Dupree	2009	476
Sylvia Fowles	2010	392
Sylvia Fowles	2011	445
Epiphanny Prince	2012	355

3PT FG MADE

Amanda Lassiter	2006	49
Stacey Dales	2007	68
Jia Perkins	2008	45
Kristi Toliver	2009	40
Erin Thorn	2010	42
Epiphanny Prince	2011	50
Epiphanny Prince	2012	59

3 PT FG ATTEMPTED

Amanda Lassiter	2006	194
Stacey Dales	2007	201
Jia Perkins	2008	124
Erin Thorn	2009	92
Jia Perkins	2010	109
Epiphanny Prince	2011	134
Epiphanny Prince	2012	145

FREE THROWS MADE

Candice Dupree	2006	95
Candice Dupree	2007	124
Candice Dupree	2008	138
Jia Perkins	2009	104
Sylvia Fowles	2010	149
Sylvia Fowles	2011	154
Epiphanny Prince	2012	98

FREE THROWS ATTEMPTED

Candice Dupree	2006	122
Candice Dupree	2007	160
Candice Dupree	2008	177
Candice Dupree	2009	130
Sylvia Fowles	2010	196
Sylvia Fowles	2011	201
Sylvia Fowles	2012	133

OFFENSIVE REBOUNDS

Bernadette Ngoyisa	2006	65
Candice Dupree	2007	79
Chasity Melvin	2008	85
Candice Dupree	2009	67
Sylvia Fowles	2010	74
Sylvia Fowles	2011	100
Sylvia Fowles	2012	94

DEFENSIVE REBOUNDS

Candice Dupree	2006	133
Candice Dupree	2007	175
Candice Dupree	2008	193
Candice Dupree	2009	193
Sylvia Fowles	2010	264
Sylvia Fowles	2011	267
Sylvia Fowles	2012	166

TOTAL REBOUNDS

Candice Dupree	2006	188
Candice Dupree	2007	254
Candice Dupree	2008	270
Candice Dupree	2009	268
Sylvia Fowles	2010	338
Sylvia Fowles	2011	347
Sylvia Fowles	2012	260

ASSISTS

Jia Perkins	2006	97
Dominique Canty	2007	123
Dominique Canty	2008	115
Dominique Canty	2009	109
Dominique Canty	2010	115
Courtney Vandersloot	2011	127
Courtney Vandersloot	2012	157

STEALS

Jia Perkins	2006	43
Jia Perkins	2007	50
Jia Perkins	2008	64
Jia Perkins	2009	73
Jia Perkins	2010	56
Epiphanny Prince	2011	79
Epiphanny Prince	2012	47

BLOCKS

Candice Dupree	2006	25
Candice Dupree	2007	41
Candice Dupree	2008	45
Candice Dupree	2009	41
Sylvia Fowles	2010	88
Sylvia Fowles	2011	68
Sylvia Fowles	2012	30

LEADERS BY YEAR

TURNOVERS

Bernadette Ngoyisa	2006	60
Candice Dupree	2006	60
Candice Dupree	2007	81
Candice Dupree	2008	98
Candice Dupree	2009	81
Sylvia Fowles	2010	82
Sylvia Fowles	2011	96
Courtney Vandersloot	2012	111

FIELD GOAL % (Min. 50 Made)

Bernadette Ngoyisa	2006	52.80%
Chasity Melvin	2007	46.80%
Sylvia Fowles	2008	51.30%
Sylvia Fowles	2009	59.90%
Sylvia Fowles	2010	58.20%
Sylvia Fowles	2011	59.10%
Sylvia Fowles	2012	63.80%

PERSONAL FOULS

Bernadette Ngoyisa	2006	89
Amanda Lassiter	2006	89
Chasity Melvin	2007	88
Candice Dupree	2008	98
Dominique Canty	2009	96
Dominique Canty	2010	89
Tamera Young	2011	98
Tamera Young	2012	90

3 PT FG % (Min. 15 Made)

Amanda Lassiter	2006	32.90%
Cathy Joens	2007	48.90%
Cathy Joens	2008	36.90%
Kristi Toliver	2009	44.40%
Erin Thorn	2010	42.00%
Erin Thorn	2011	39.50%
Eshaya Murphy	2012	44.10%

TOTAL POINTS

Candice Dupree	2006	467
Candice Dupree	2007	544
Jia Perkins	2008	577
Candice Dupree	2009	534
Sylvia Fowles	2010	606
Sylvia Fowles	2011	680
Epiphanny Prince	2012	471

FREE THROW %

Jia Perkins	2006	80.60%
Stacey Dales	2007	84.60%
Jia Perkins	2008	89.10%
Erin Thorn	2009	90.90%
Erin Thorn	2010	88.90%
Erin Thorn	2011	94.70%
Epiphanny Prince	2012	89.90%

DISQUALIFICATIONS

Amanda Lassiter	2006	3
Brooke Wyckoff	2007	2
Many	2008	1
Many	2008	1
Dominique Canty	2010	1
Tamera Young	2011	1
3 Players	2012	1

SCORING AVERAGE

Candice Dupree	2006	13.7
Candice Dupree	2007	16.5
Jia Perkins	2008	17.0
Candice Dupree	2009	15.7
Sylvia Fowles	2010	17.8
Sylvia Fowles	2011	20.0
Epiphanny Prince	2012	18.1

ALL-TIME TRANSACTIONS

2005

Selected the following players in Expansion Draft on November 16:

Jia Perkins from Charlotte Sting
Brooke Wyckoff from Connecticut Sun
Elaine Powell from Detroit Shock
Keisha Brown from Houston Comets
Deanna Jackson from Indiana Fever
Laura Macchi from Los Angeles Sparks
Stacey Lovelace from Minnesota Lynx
DeTrina White from New York Liberty
Ashley Robinson from Phoenix Mercury
Bernadette Ngoyisa from San Antonio Silver Stars
Chelsea Newton from Sacramento Monarchs
Francesca Zara from Seattle Storm
Stacey Dales from Washington Mystics

2006

- February 14 : Signed Bernadette Ngoyisa and Deanna Jackson
 - April 13 : Signed Mfon Udoka
 - April 18 : Signed Missy Traversi
 - April 19 : Signed Steffanie Blackmon
 - April 21 : Signed Stacey Dales, Nikki McCray and Amanda Lassiter
 - April 28 : Waived DeTrina White and Missy Traversi
 - April 30 : Waived Steffanie Blackmon and Mfon Udoka
 - May 1 : Signed Holly Tyler and Julie McBride
 - May 16 : Waived Kerri Gardin and Jennifer Harris
 - May 18 : Waived Rita Williams
 - June 29 : Traded Ashley Robinson to Seattle for Cisti Greenwalt and Seattle's 2007 2nd Round Draft Pick
 - June 29 : Waived Cisti Greenwalt
 - July 5 : Signed Coretta Brown and Katie Cronin
 - July 23 : Waived Elaine Powell
-

2007

- January 8 : Selected Monique Curry in the Charlotte Sting player dispersal draft
- February 12 : Signed free agent Dominique Canty
- March 8 : Signed restricted free agent Kayte Christensen

- March 23 : Traded Chelsea Newton and the 21st pick in the 2007 draft to the Sacramento Monarchs for the 10th pick in the 2007 draft
 - April 11 : Re-signed Amanda Lassiter
 - May 1 : Waived Elisha Turek
 - May 7 : Waived Cisti Greenwalt, Christina Quaye and Chelsi Welch
 - May 8 : Signed Cathy Joens
 - May 14 : Waived Dionnah Jackson
 - May 18 : Waived Deanna Jackson, Amanda Lassiter and Jenna Rubino
 - May 24 : Waived Cathy Joens
Trade Monique Curry to Washington Mystic for Chasity Melvin
 - July 5 : Signed Cathy Joens
-

2008

- February 6 : Carla Thomas (F) selected by Atlanta Dream in Expansion Draft
- February 28 : Re-signed Jia Perkins (G)
- April 4 : Signed Carrie Moore (G)
- April 5 : Stacey Dales (F) retired
- April 9 : Selected the following players in the **2008 WNBA Draft:**
Sylvia Fowles (C), 2nd overall
Quianna Chaney (G), 19th overall
Angela Tisdale (G), 33rd overall
- April 16 : Signed Amanda Jackson (G), Nina Stone (G)
- April 18 : Signed Brooke Queenan (F)
- August 14 : Waived Brooke Queenan (F), signed Leah Rush (F)
- December 8 : Selected Mistie Bass (F) in the Houston Dispersal Draft.

2009

- January 7 : Signed free agent Erin Thorn (G).
- January 9 : Re-signed free agent K.B. Sharp (G).
- January 12 : Signed free agent Shyra Ely (F).
- April 9 : Selected the following players in the **2009 WNBA Draft:**
Kristi Toliver (G), 3rd Overall
Danielle Gant (G/F), 16th overall
Jennifer Risper (G), 29th overall
- April 28 : The Sky signed free agent Chen Nan (C).
- May 25 : Waived Quianna Chaney and Danielle Gant
- May 29 : Waived Liz Moggenberg
- May 31 : Waived Jennifer Risper
- June 4 : Waived Mistie Bass
- August 21 : Signed Mistie Bass and waived Chen Nan
- September 1 : Signed Katie Mattera and waived Brooke Wyckoff
- September 11 : Signed Jia Perkins to multi-year extension
- December 14 : Selected Courtney Paris in Sacramento Monarchs player dispersal draft

ALL-TIME TRANSACTIONS

2010

- February 2 : Re-signed free agent Dominique Canty
- March 30 : In a three-team trade, Phoenix sends Cappie Pondexter and Kelly Mazzante to New York, New York sends Shameka Christon and Cathrine Kraayeveld to Chicago, and Chicago sends Candice Dupree to Phoenix and a second round pick in the 2010 WNBA Draft (16th overall) to New York.
- April 20 : Released Katie Matterna
- April 25 : Signed Larrissa Williams, Kristi Cirone, Sami Whitcomb and Sandora Irvin
- May 2 : Waived Kristi Cirone and Shyra Ely
- May 9 : Waived Sami Whitcomb and Larrissa Williams
- May 11 : Suspended KB Sharp for the 2010 season
- May 12 : Waived Courtney Paris
- May 13 : Traded Kristi Toliver to the Los Angeles Sparks for L.A.'s second round pick in the 2011 Draft
- July 1 : Waived Abi Olajuwon
- July 7 : Signed Christi Thomas
- July 22 : Waived Sandora Irvin
- July 23 : Signed Shay Murphy

2011

- April 8 : Signed Jolene Anderson
- May 27: Sky waived Jolene Anderson and Amy Jaeschke
- June 1: Linda Frohlich was waived
- June 2: Sameka Christon was waived
- July 22: Angie Bjorlund was waived
- July 25: Sky signed Eshaya Murphy

2012

- January 2: Sky acquires Swin Cash and Le'Co'e Willingham from Seattle Storm in exchange for No.2 overall pick
- February 6: Ruth Riley signed as a free agent
- February 7: Sky re-signed Shay Murphy
- February 21: Sky re-signed Tamera Young
- February 22: Ticha Penicheiro signed as free

agent

- February 28: Felicia Chester-Wootton signed as free agent
- March 14: Sky acquired Sonja Petrovic in a trade for a 2013 second round draft pick from San Antonio
- April 16: Sky re-signed Sylvia Fowles
- April 16: Shey Peddy drafted as 23rd overall pick in WNBA Draft
- April 16: Sydney Carter drafted as 27th overall pick in WNBA Draft
- April 25: Lykendra Johnson signed as a free agent
- May 3: Lykendra Johnson was waived
- May 11: Lindsay Wisdom-Hylton was waived
- May 14: Shey Peddy was waived
- May 14: Sydney Carter was waived
- May 16: Felicia Chester-Wootton was waived
- June 19: Sydney Carter signed to Sky
- June 26: Sky waives Sydney Carter
- September 25: Ticha Penicheiro Retires on Sky Fan Appreciation Night

2013

- February 12: Chatman Signed to Multi-Year Contract Extension
- February 18: Sky sign Sharnee Zoll-Norman as free agent
- March 4: Sky sign Allie Quigley as free agent
- March 18: Sky resigned Tamera Young
- March 27: Sky signed Michelle Campbell as free agent
- March 29: Sky signed D'Andra Moss as free agent
- April 15: Elena Delle Donne drafted as 2nd overall pick in WNBA Draft
- April 15: Brooklyn Pope drafted 28th overall in WNBA Draft
- April 30: Wayne "Tree" Rollins signed as Sky assistant coach
- April 29: Sky signed Britney Jones as free agent
- May 16: Britney Jones was waived
- May 16: Brooklyn Pope was waived
- May 16: D'Andra Moss was waived
- May 18: Sonja Petrovic was waived
- May 23: Ruth Riley was waived

2011 CHICAGO SKY SEASON



2011 CHICAGO SKY SEASON

Back Row (from left): Pokey Chatman, Christie Sides, Jeff House, Lindsay Wisdom-Hylton, Carolyn Swords, Sylvia Fowles, Michelle Snow, Catherine Kraayeveld, Ann Crosby, Michelle Kania

Front Row (from left): Courtney Vandersloot, Dominique Canty, Tamera Young, Shay Murphy, Erin Thorn, Epiphanny Prince

2011 REGULAR SEASON STATS


PLAYER	G	GS	MIN	FG%	3P%	FT%	OFF	DEF	RPG	APG	SPG	BPG	TO	PF	PPG
Sylvia Fowles	34	34	34.6	0.59	0.000	0.766	2.9	7.3	10.2	0.6	1.2	2.0	2.8	2.5	20.0
Epiphanny Prince	34	27	29.4	0.38	0.373	0.804	0.7	1.4	2.1	3.0	2.3	0.4	1.7	2.2	13.6
Shay Murphy	10	0	20.5	0.37	0.400	0.929	2.6	2.2	4.8	1.1	1.3	0.4	1.9	2.9	9.8
Tamera Young	33	19	24.0	0.43	0.143	0.724	1.2	2.5	3.8	1.3	1.1	0.3	1.9	3.0	7.9
Courtney Vandersloot	34	26	22.9	0.39	0.271	0.766	0.1	1.8	2.0	3.7	0.7	0.4	2.7	2.5	6.5
Michelle Snow	34	30	24.1	0.46	0.000	0.760	1.1	5.1	6.3	1.9	0.5	1.3	2.1	2.5	5.9
Catherine Kraayeveld	33	15	20.6	0.4	0.409	0.733	0.7	1.9	2.6	1.2	0.6	0.2	1.2	1.2	5.9
Erin Thorn	34	7	16.8	0.41	0.395	0.947	0.3	1.4	1.7	2.4	0.3	0.1	1.7	0.4	5.4
Dominique Canty	22	8	15.0	0.32	0.143	0.576	0.4	0.9	1.2	2.0	0.5	0.1	1.5	1.7	4.1
Carolyn Swords	29	4	7.5	0.53	0.000	0.875	0.6	1.2	1.8	0.3	0.2	0.2	0.6	0.9	2.7
Lindsay Wisdom-Hylton	29	0	8.1	0.42	0.000	0.500	0.6	1.2	1.9	0.6	0.4	0.5	0.7	1.3	1.7
Angie Bjorklund	7	0	6.1	0.18	0.200	1.000	0.0	0.3	0.3	0.3	0.1	0.0	0.3	1.1	1.1
Team Averages	34	0	201.5	0.44	0.364	0.771	9.1	24.6	33.8	16.7	7.9	5.4	17.6	18.2	74.2
Opponents	34	0	201.5	0.42	0.337	0.763	9.7	22.8	32.6	16.6	9.2	4.7	14.7	17.4	75.2

2011 CHICAGO SKY SEASON

2011 GAME BY GAME RESULTS

DATE	OPP	RESULT	RECORD	SCORER	REBOUNDER	ASSISTS	OPP SCORER	ATTENDANCE
4-Jun	@IND	L, 65-57	0-1	Prince 20	Three with 7	Vandersloot 7	Douglas 19	8024
10-Jun	CON	W, 78-75	1-1	Fowles 23	Fowles 13	Prince 7	Montgomery 22	6609
11-Jun	@WAS	W, 84-77	2-1	Fowles 23	Snow 9	Canty 6	Ajavon 24	11943
17-Jun	NY	W, 85-73	3-1	Fowles 27	Fowles 11	Prince 8	Pondexter 20	5718
19-Jun	@CON	L, 83-68	3-2	Fowles 23	Fowles 10	Vandersloot 7	Charles 31	6875
21-Jun	@ATL	L, 71-68	3-3	Fowles 21	Snow 12	Vandersloot 6	McCoughtry 14	6154
23-Jun	CON	W, 107-101	4-3	Prince 25	Snow 17	Vandersloot 10	Montgomery 33	3319
25-Jun	PHO	L, 86-78	4-4	Fowles 28	Fowles 11	Vandersloot 4	Taurasi 23	5547
28-Jun	SA	L, 84-74	4-5	Prince 19	Fowles 12	Two with 4	Young 19	3894
1-Jul	@PHO	L, 97-84	4-6	Prince 19	Two with 8	Prince 6	Taurasi 24	9517
5-Jul	WAS	W, 78-65	5-6	Fowles 34	Fowles 16	Thorn 4	Coleman 14	3187
9-Jul	ATL	W, 81-69	6-6	Prince 24	Fowles 12	Vandersloot 9	McCoughtry 17	5679
10-Jul	@NY	L, 80-73	6-7	Two with 14	Fowles 8	Prince 3	Two with 18	7315
13-Jul	TUL	W, 72-54	7-7	Fowles 21	Fowles 13	Two with 6	Lacy 13	13838
16-Jul	@ATL	L, 76-68	7-8	Fowles 20	Snow 13	Thorn 9	McCoughtry 24	7413
19-Jul	SEA	W, 78-69	8-8	Fowles 24	Fowles 9	Vandersloot 7	Bird 26	6026
21-Jul	@IND	L, 77-63	8-9	Fowles 21	Snow 6	Thorn 5	Davenport 20	8050
26-Jul	CON	L, 77-66	8-10	Prince 16	Fowles 12	Young 5	Jones 22	3091
28-Jul	@TUL	W, 64-55	9-10	Fowles 14	Snow 11	Vandersloot 5	Latta 22	4012
30-Jul	LA	L, 88-84	9-11	Thorn 17	Fowles 9	Prince 5	Milton-Jones 19	5909
4-Aug	@NY	L, 59-49	9-12	Fowles 11	Fowles 9	Prince 3	Pondexter 15	10133
7-Aug	IND	W, 88-69	10-12	Two with 21	Fowles 12	Thorn 4	Douglas 14	5794
9-Aug	@CON	L, 68-59	10-13	Fowles 19	Young 15	Vandersloot 3	Charles 16	6049
12-Aug	MIN	L, 79-76	10-14	Fowles 28	Fowles 13	Vandersloot 8	Whalen 16	6289
14-Aug	@SA	W, 85-73	11-14	Fowles 28	Fowles 17	Canty 6	Perkins 18	7060
20-Aug	@WAS	W, 71-70	12-14	Fowles 25	Fowles 11	Two with 4	Ajavon 23	10273
23-Aug	ATL	L, 83-80	12-15	Fowles 20	Fowles 12	Snow 3	McCoughtry 22	2876
26-Aug	WAS	W, 80-67	13-15	Prince 18	Fowles 12	Two with 5	Langhorne 19	4434
28-Aug	NY	W, 74-73	14-15	Two with 17	Fowles 14	Two with 4	Pierson 19	5707
30-Aug	@NY	L, 71-67	14-16	Fowles 22	Fowles 8	Thorn 5	Pondexter 19	6634
4-Sep	IND	L, 88-80	14-17	Prince 21	Fowles 9	Prince 6	Two with 17	6199
8-Sep	@MIN	L, 78-69	14-18	Two with 17	Swords 8	Two with 4	Augustus 22	8781
10-Sep	@LA	L, 74-67	14-19	Fowles 18	Fowles 11	Canty 6	Milton-Jones 15	13501
11-Sep	@SEA	L, 81-70	14-20	Fowles 30	Fowles 13	Thorn 7	Two with 17	13659

2010 CHICAGO SKY SEASON



2010 CHICAGO SKY SEASON

Back Row (from left): Michael Alter, Stephanie White, Steven Key, Shandora Irvin, Christi Thomas, Sylvia Fowles, Cathrine Kraayeveld, Mistie Bass, Ann Crosby, Michelle Kania, Margaret Stender

Front Row (from left): Epiphanny Prince, Jia Perkins, Shameka Christon, Tamera Young, Erin Thorn, Dominique Canty

2010 REGULAR SEASON STATS

PLAYER	G	GS	MPG	FG%	3P%	FT%	OFF	DEF	RPG	TO	PF	PPG
Sylvia Fowles	34	34	32.0	0.582	1.000	0.760	2.2	7.8	9.9	2.4	2.2	17.8
Jia Perkins	34	34	27.5	0.396	0.349	0.814	1.0	1.9	2.9	1.2	1.8	10.7
Epiphanny Prince	34	2	19.6	0.427	0.338	0.784	0.4	1.6	2.0	1.8	2.0	9.8
Dominique Canty	34	34	26.0	0.430	0.182	0.693	1.0	1.6	2.6	2.2	2.6	9.0
Shameka Christon	10	9	21.3	0.359	0.400	0.938	0.3	2.1	2.4	0.9	2.3	8.5
Tamera Young	32	22	18.6	0.362	0.277	0.684	1.0	2.0	3.1	1.5	2.0	6.8
Erin Thorn	34	0	20.1	0.412	0.420	0.889	0.4	1.5	1.9	1.3	1.1	6.3
Cathrine Kraayeveld	34	14	21.2	0.350	0.316	0.875	0.7	2.0	2.7	1.4	1.4	5.2
Eshaya Murphy	11	0	14.1	0.288	0.286	0.667	0.6	1.2	1.8	1.0	1.6	5.1
Eshaya Murphy (TOT)	26	1	14.5	0.324	0.277	0.612	1.0	2.1	3.1	1.1	1.5	5.1
Mistie Bass	34	20	18.9	0.527	0.000	0.625	1.6	2.3	3.9	1.2	1.4	4.9
Sandora Irvin	18	1	7.6	0.467	0.143	0.667	0.6	0.8	1.4	0.6	1.6	1.9
Christi Thomas	15	0	8.5	0.400	0.000	0.500	0.4	1.3	1.7	0.5	2.3	1.3
Abi Olajwon	6	0	5.0	0.500	0.000	0.000	0.5	0.2	0.7	0.3	0.5	1.0
SKY	34		202.2	0.437	0.341	0.745	9.1	22.6	31.7	14.6	17.6	76.1
OPPONENTS	34		202.2	0.444	0.377	0.749	10.1	23.3	33.4	15.7	18.8	76.8

2010 CHICAGO SKY SEASON

2010 GAME BY GAME RESULTS

DATE	OPP	RESULT	RECORD	SCORER	REBOUNDER	ASSISTS	OPP SCORER	ATTENDANCE
15-May	@CON	L, 74-61	0-1	Fowles 16	Fowles 9	Christon 4	Jekabsone-Zogota 18	8072
16-May	@NY	L, 85-82	0-2	Fowles 23	Canty 8	Canty 5	Pondexter 22	12088
22-May	IND	L, 92-86	0-3	Fowles 22	Fowles 12	Canty 5	Catchings 28	6447
23-May	@IND	L, 69-61	0-4	Kraayeveld 11	Fowles 9	Two with 2	Murphy 16	7665
27-May	SEA	W, 84-75	1-4	Fowles 19	Fowles 8	Canty 4	Jackson 15	2923
29-May	@MIN	W, 58-73	2-4	Fowles 18	Bass 6	Two with 4	Two with 12	6129
4-Jun	@ATL	W, 80-70	3-4	Fowles 19	Fowles 9	Perkins 5	Marques 18	5655
5-Jun	TUL	W, 95-70	4-4	Fowles 32	Fowles 13	Canty 6	Crossley 20	4549
8-Jun	NY	L, 85-70	4-5	Prince 20	Fowles 6	Four with 3	Pondexter 31	2408
11-Jun	WAS	L, 95-78	4-6	Fowles 23	Fowles 7	Three with 4	Harding 25	3107
15-Jun	ATL	L, 93-86	4-7	Perkins 25	Young 7	Canty 6	Marques 31	3292
19-Jun	@WAS	L, 65-61	4-8	Fowles 17	Fowles 9	Perkins 4	Smith 17	9034
22-Jun	@CON	W, 86-77	5-8	Prince 19	Fowles 9	Two with 4	Two with 13	6981
25-Jun	WAS	W, 79-72	6-8	Perkins 20	Fowles 7	Perkins 5	Langhorne 25	3419
27-Jun	IND	L, 70-64	6-9	Thorn 15	Fowles 17	Two with 3	Hoffman 13	4051
1-Jul	CON	W, 92-80	7-9	Fowles 26	Fowles 11	Two with 5	Gruda 17	3061
3-Jul	@ATL	W 88-82	8-9	Fowles 22	Fowles 12	Three with 2	McCoughtry 20	6920
6-Jul	IND	L 58-51	8-10	Fowles 26	Fowles 18	Prince 4	Catchings 16	3732
11-Jul	@NY	L 57-54	8-11	Perkins 26	Fowles 20	Fowles 3	Pondexter 30	9644
14-Jul	SA	W 88-61	9-11	Three with 14	Bass 7	Two with 5	Young 14	6950
16-Jul	LA	W, 80-68	10-11	Thorn 15	Fowles 10	Canty 6	Milton-Jones 21	4841
18-Jul	@WAS	W, 61-59	11-11	Fowles 13	Fowles 11	Three with 3	Langhorne 12	8790
23-Jul	NY	L, 79-71	11-12	Prince 14	Fowles 16	Canty 6	McWilliams-Franklin 15	5256
24-Jul	@SA	W, 75-72	12-12	Fowles 23	Fowles 12	Canty 6	Two with 13	8999
27-Jul	@IND	L, 78-74	12-13	Fowles 18	Fowles 8	Two with 4	Catchings 16	6853
30-Jul	@SEA	L, 80-60	12-14	Fowles 13	Fowles 5	Fowles 5	Cash 16	7749
1-Aug	@PHO	L, 97-96	12-15	Fowles 35	Fowles 8	Two with 5	Taurasi 35	11237
4-Aug	@LA	L, 82-77	12-16	Perkins 16	Fowles 11	Two with 4	Milton-Jones 22	9732
7-Aug	MIN	L, 87-82	12-17	Perkins 16	Fowles 8	Canty 6	Augustus 27	4992
10-Aug	PHO	W, 91-82	13-17	Fowles 24	Fowles 14	Four with 4	Taurasi 28	4089
14-Aug	ATL	L, 98-74	13-18	Prince 18	Fowles 9	Prince 4	DeSouza 18	4214
17-Aug	@ATL	W, 84-79	14-18	Fowles 18	Fowles 12	Fowles 14	Marques 19	5209
20-Aug	CON	L, 78-71	14-19	Prince 19	Fowles 6	Canty 7	Montgomery 20	5598
21-Aug	@TUL	L, 84-71	14-20	Fowles 16	Fowles 7	Canty 5	Two with 17	6321

2009 CHICAGO SKY SEASON



2009 CHICAGO SKY SEASON

Back Row (from left): Stephanie White, Steven Key, Mike Mitchell, Shyra Ely, Sylvia Fowles, Chen Nan, Tamera Young, Ann Crosby, Nick Rubel

Front Row (from left): Jia Perkins, K.B. Sharp, Erin Thorn, Candice Dupree, Brooke Wyckoff, Dominique Canty, Kristi Toliver

2009 REGULAR SEASON STATS

PLAYER	G	GS	MPG	FG%	3P%	FT%	REBOUNDS						PF	PPG	
							OFF	DEF	TOT	APG	SPG	BPG			TO
Candice Dupree	34	34	34.9	.429	.387	.785	2.20	5.60	7.90	2.2	1.03	1.21	2.38	1.60	15.7
Jia Perkins	34	34	27.4	.417	.385	.846	.80	2.60	3.40	2.9	2.15	.18	1.62	2.30	13.2
Sylvia Fowles	24	20	28.8	.599	.000	.646	2.20	5.70	7.80	.8	.88	1.46	3.17	3.00	11.3
Kristi Toliver	27	0	14.3	.453	.444	.913	.20	1.10	1.40	1.9	.37	.11	1.63	1.20	7.6
Dominique Canty	34	34	22.8	.381	.364	.689	.50	1.30	1.90	3.2	.82	.15	1.68	2.80	6.9
Shyra Ely	34	9	14.6	.418	.383	.804	.60	1.90	2.60	.6	.35	.24	1.06	1.60	6.8
Erin Thorn	34	0	17.0	.424	.402	.909	.40	1.20	1.60	1.6	.59	.00	.91	0.90	6.2
Mistie Bass	8	5	15.8	.513	.000	.563	1.50	1.90	3.40	.4	.63	.38	.50	1.50	6.1
Katie Mattera	2	0	11.5	.750	.000	.833	1.00	2.00	3.00	.0	.00	.50	3.00	4.50	5.5
Tamera Young	10	6	12.9	.348	.250	.889	1.00	2.00	3.00	.7	.70	.40	1.10	1.80	5.0
Chen Nan	26	5	12.3	.484	.000	.625	.90	1.20	2.10	.2	.31	.35	1.12	1.50	3.7
Brooke Wyckoff	27	23	19.7	.378	.392	.875	.60	2.10	2.70	1.4	.74	.74	1.07	2.30	3.1
K.B. Sharp	27	0	12.0	.404	.353	.947	.10	.60	0.70	.9	.07	.07	.85	.60	2.6
SKY	34	-	200.7	.435	.395	.760	9.00	22.80	31.90	15.6	7.30	4.10	15.6	17.80	75.7
OPPONENTS	34	-	200.7	.442	.347	.781	10.60	23.40	34.00	17.9	8.00	3.60	14.4	18.70	79.2

2009 CHICAGO SKY SEASON

2009 GAME BY GAME RESULTS

DATE	OPPONENT	RESULT	RECORD	HIGH SCORER	HIGH REBOUNDER	HIGH ASSISTS	OPP. HIGH SCORER	ATT.
6/6	@ MIN	L, 102-85	0-1	Perkins 24	Perkins 6	Canty 6	Augustus 23	8708
6/12	ATL	W, 81-73	1-1	Dupree 23	Dupree 8	Perkins 8	Castro Marques 20	5689
6/14	SEA	W, 64-57	2-1	Dupree 14	Fowles 15	Wyckoff 3	Jackson 22	2681
6/16	CON	W, 78-75	3-1	Perkins 24	Fowles 10	Perkins 5	Jones/Whitmore 16	2396
6/19	@ CON	L, 91-61	3-2	Toliver 14	Fowles 9	Price 3	Jones 17	5892
6/20	@ WASH	L, 81-72	3-3	Perkins 15	Price 7	Perkins 6	Beard 31	11745
6/23	@ ATL	W, 99-98	4-3	Perkins 22	Dupree 10	Perkins 6	McCoughtry 26	10351
6/27	WASH	W, 68-63	5-3	Dupree 23	Fowles 10	Perkins 5	Harding 15	3918
6/30	SAC	W, 74-72	6-3	Perkins 17	Fowles 14	Perkins 8	Powell 21	2721
7/3	@ SA	L, 85-72	6-4	Price 17	Ely 5	Canty 5	Young 19	6662
7/7	@ SAC	L, 83-73	6-5	Perkins 21	Perkins 6	Perkins 6	Maiga-Ba/Lawson 13	5672
7/8	@ PHO	L, 90-70	6-6	Dupree 23	Dupree 12	Price 2	Taurasi 22	5597
7/10	IND	L, 83-54	6-7	Ely 12	Dupree 8	Toliver 4	Murphy 15	4021
7/12	@ SEA	W, 86-81	7-7	Dupree 28	Dupree 7	Toliver 7	Jackson/Wright 18	6796
7/15	@ IND	L, 84-74	7-8	Dupree 17	Dupree 10	Three with 3	Sutton-Brown 22	10050
7/19	SA	W, 85-75	8-8	Perkins 29	Dupree 11	Canty 6	Hammon 22	3282
7/22	NY	L, 77-70	8-9	Fowles 15	Dupree 11	Canty 4	Spencer 15	5881
7/23	@ WASH	L, 75-64	8-10	Perkins 14	Fowles 7	Toliver 2	Langhorne 16	11651
7/29	LA	W, 75-63	9-10	Perkins 18	Fowles 7	Dupree 5	Milton-Jones 15	5633
8/1	CON	W, 84-72	10-10	Dupree 23	Dupree 8	Canty 6	White 16	3071
8/5	@ IND	L, 76-67	10-11	Dupree 19	Dupree 13	Canty 4	Douglas 14	6581
8/8	@ ATL	W, 82-80	11-11	Thorn 20	Dupree 11	Perkins 5	Latta 18	5424
8/9	@ DET	L, 64-58	11-12	Dupree 16	Fowles 18	Wyckoff 3	Zellous 19	6893
8/14	@ NY	W, 88-77	12-12	Fowles 22	Dupree/Fowles 9	Canty 6	Christon 25	9832
8/15	MIN	W, 79-76	13-12	Thorn 17	Dupree 14	Canty 8	Hodges 25	3877
8/18	PHO	L, 106-99	13-13	Ely 26	Dupree 7	Dupree 5	Taurasi 27	3334
8/22	DET	L, 76-67	13-14	Dupree 20	Dupree 14	Three with 3	Smith 17	5167
8/25	@ LA	L, 75-63	13-15	Ely 16	Dupree 8	Canty 4	Parker/Leslie 21	9615
8/28	NY	W, 96-77	14-15	Dupree 26	Dupree 6	Dupree 4	Jackson 15	3707
8/30	@ NY	L, 77-63	14-16	Dupree 15	Dupree 13	Thorn 7	Christon 18	8685
9/4	WASH	W, 92-86	15-16	Fowles 13	Dupree 10	Perkins 5	Ajavon 32	3241
9/6	@ DET	L, 84-75	15-17	Ely/Dupree 18	Ely 8	Ely/Sharp 3	Nolan 19	6619
9/10	IND	W, 86-79	16-17	Toliver 19	Dupree 9	Canty 6	Douglas 25	2902
9/12	DET	L, 80-69	16-18	Dupree 27	Dupree 7	Canty 6	Zellous 20	5334

2008 CHICAGO SKY SEASON



2008 CHICAGO SKY SEASON

Back Row (from left): Assistant Coach Stephanie White, Head Coach Steven Key, Assistant Coach Michael Mitchell, Brooke Queenan, Brooke Wyckoff, Sylvia Fowles, Tye'sha Flucker, Chasity Melvin, Candice Dupree, Strength and Conditioning Coach Ann Crosby, Head Trainer Nick Rubel

Front Row (from left): Armintie Price, Jia Perkins, Quianna Chaney, Dominique Canty, Cathy Joens, K.B. Sharp

2008 REGULAR SEASON STATS

PLAYER	FIELD GOALS			3-POINT FG			FREE THROWS			REBOUNDS													
	G	GS	MIN	FG	FGA	PCT	FG	FGA	PCT	FT	FTA	PCT	OFF	DEF	TOT	AST	PF	DQ	STL	TO	BLK	PTS	AVG
Perkins	34	34	1,083	213	488	0.436	45	124	0.362	106	119	0.890	44	93	137	96	76	1	64	61	10	577	17.0
Dupree	34	34	1,119	208	455	0.457	1	7	0.143	138	177	0.780	77	193	270	78	78	0	36	98	45	555	16.3
Melvin	34	18	759	98	221	0.443	1	3	0.333	81	132	0.614	85	87	172	50	99	1	31	51	49	279	8.2
Price	34	11	763	85	194	0.438	0	1	0.000	65	125	0.520	57	68	125	59	79	1	36	50	12	235	6.9
Canty	28	28	737	71	180	0.394	1	6	0.166	83	124	0.669	24	47	71	115	74	0	28	54	3	226	8.1
Fowles	17	14	430	77	150	0.513	0	0	0.000	24	41	0.585	28	99	127	5	32	1	19	69	36	178	10.5
Sharp	34	6	598	39	90	0.388	9	28	0.321	19	29	0.655	7	38	45	45	27	0	14	57	0	106	3.1
Joens	26	0	272	34	91	0.373	24	65	0.369	7	8	0.875	5	30	35	14	26	0	5	23	2	99	3.8
Wyckoff	34	23	594	25	73	0.342	16	51	0.096	9	16	0.562	14	65	79	46	80	0	14	34	20	75	2.2
Raymond	20	0	180	20	61	0.328	14	44	0.318	7	13	0.538	2	12	14	27	11	0	4	18	0	61	3.1
Flucker	26	2	231	26	55	0.473	1	3	0.333	19	25	0.760	11	23	34	10	40	0	6	18	8	70	2.7
Chaney	28	0	241	23	83	0.277	12	50	0.240	10	12	0.833	4	24	28	24	19	0	16	23	3	68	2.4
Rush	2	0	12	0	2	0.000	0	1	0.000	3	4	0.750	0	0	0	0	4	0	0	2	0	3	1.5
Queenan	8	0	36	1	8	0.125	0	2	0.000	0	0	0.000	1	3	4	2	5	0	0	5	0	2	0.2
SKY	34	-	6,875	899	2,100	0.428	110	341	0.322	564	812	0.694	537	770	1,127	548	639	4	296	525	149	2,472	72.7
OPPONENTS	34	-	6,875	917	2,203	0.416	107	508	0.210	506	655	0.772	366	794	1,160	531	681	0	255	522	124	2,510	73.8

2008 CHICAGO SKY SEASON

2008 GAME BY GAME RESULTS

DATE	OPPONENT	RESULT	RECORD	HIGH SCORER	HIGH REBOUNDER	HIGH ASSISTS	OPP. HIGH SCORER	ATT.
5/17	@ SEA	L, 61-67	0-1	Melvin 15	Dupree 10	Price 2	Jackson 14	12,079
5/22	SAC	W, 87-77	1-1	Dupree 22/Price 22	Fowles 7	Canty 6	Brunson 16	4,188
5/29	MIN	L, 75-69	1-2	Dupree 12	Fowles 11	Canty 6	Augustus 19	3,014
6/1	CT	L, 73-75	1-3	Dupree 29	Fowles 12	Canty 5	Whitmore 19/ Whalen 19	2,276
6/3	LA	L, 81-77	1-4	Dupree 22	Dupree 11	Price 5	Lennox 14	6,304
6/6	@ ATL	W, 86-72	2-4	Canty 16/Perkins 16	Dupree 9/Perkins 9	Canty 5	Augustus 23	7,418
6/7	ATL	W, 91-70	3-4	Dupree 20	Melvin 7	Canty 6	Lacy 18	3,182
6/13	WASH	L, 64-57	3-5	Perkins 17	Dupree 8	Price 4/Canty 4	Beard 22	2,600
6/18	@ LA	L, 67-80	2-5	Perkins 18	Dupree 8	Dupree 3/Canty 3	Leslie 21	7,245
6/20	@ PHX	L, 112-105 (OT)	3-7	Perkins 30	Dupree 12	Dupree 5	Taurasi 33	7,311
6/22	@ SAC	L, 70-82	3-8	Perkins 22	Dupree 11	Canty 8	Kelly 13	6,107
6/26	PHX	L, 89-79	3-9	Melvin 19	Melvin 15	Wykoff 9	Miller 17	3,103
6/28	DET	W, 59-76	4-9	Dupree 18	Dupree 8/Melvin 8	Melvin 5	Murphy 13	3,407
7/1	@ MIN	W, 73-71	5-9	Dupree 26	Melvin 11	Price 6	Wiggins 17	4,765
7/2	@ IND	L, 67-74	5-10	Dupree 20	Dupree 13	Dupree 4/Wykoff 4	Catchings 18	6,196
7/5	@ ATL	L, 84-91	5-11	Perkins 24	Dupree 8	Perkins 6	Latta 18	8,468
7/10	SAN	L, 75-67	5-12	Perkins 17	Dupree 8	Canty 4/Perkins 4	Wauters 23	3,040
7/12	@ IND	L, 57-66	5-13	Dupree 19	Melvin 12	Melvin 5	Douglas 25	7,134
7/13	ATL	W, 66-79	6-13	Dupree 18/Perkins 18	Wykoff 6	Dupree/Wykoff/Perkins/Fluker 3	Feenstra 21	2,907
7/16	@ DET	L, 63-66	6-14	Perkins 26	Dupree 12	Dupree 4/Melvin 4	Ford 14	15,210
7/18	CT	W, 65-73	7-14	Perkins 15	Dupree 9	Sharp 4	Jones 18	3,379
7/20	@ CT	L, 67-74	7-15	Price 15	Melvin 10	Perkins 5	Whalen 20	7,367
7/22	IND	W, 68-60	8-15	Dupree 20	Perkins 10	Perkins 8	Sutton-Brown 14/Douglas 14	3,035
7/24	@ SAN	L, 67-78	8-16	Dupree 20	Dupree 10	Perkins 3/Sharp 3	Young 20	9,372
7/26	@ HOU	L, 65-79	8-17	Dupree 28	Chaney 5	Perkins 5	Thompson 16	6,569
8/28	@ NY	W, 69-60	9-17	Perkins 19	Fowles 10	Price 5	Carson 19	8,566
8/29	@ WASH	W, 79-75	10-17	Perkins 28	Fowles 13	Price 4	Beard 18	10,043
9/4	SEA	L, 70-62	11-18	Perkins 22	Dupree 6	Canty 6	Bird 19	3,829
9/5	@ CT	L, 75-80	11-19	Perkins 18	Fowles 6	Canty 7	Whitmore 17	8,088
9/7	@ NY	L, 61-69	11-20	Perkins 18	Fowles 12	Canty 2/Sharp 2	McCarville 16	7,903
9/9	WASH	W, 59-78	12-20	Perkins 17	Dupree 10	Dupree 6	Humphrey 15	3,087
9/12	NY	L, 69-62	12-21	Dupree 18	Fowles 6	Canty 4/Wykoff 4	Christon 27	5,681
9/14	HOU	L, 7976	12-22	Dupree 20	Price 7	Canty 6	Thompson 26	4,917

2007 CHICAGO SKY SEASON



2007 CHICAGO SKY SEASON

Back Row (from left): Assistant Coach Steven Key, Assistant Coach Stephanie White, Head Coach Bo Overton, Stacey Dales, Brooke Wyckoff, Carla Thomas, Kayte Christensen, Chasity Melvin, Candice Dupree, Liz Moeggenberg, Head Trainer Georgia Fischer, Assistant Coach Roger Reding, Strength and Conditioning Coach Ann Crosby

Front Row (from left): Jia Perkins, Cathy Joens, Stephanie Raymond, Claire Coggins, Dominique Canty, Armintie Price

2007 REGULAR SEASON STATS

PLAYER	FIELD GOALS			3-POINT FG			FREE THROWS			REBOUNDS					OTHER								
	G	GS	MIN	FG	FGA	PCT	FG	FGA	PCT	FT	FTA	PCT	OFF	DEF	TOT	AST	PF	DQ	STL	TO	BLK	PTS	AVG
Dupree	33	33	1,078	210	471	.446	0	5	.000	124	160	.775	79	175	254	46	82	1	29	81	41	544	16.5
Currie	2	2	61	8	27	.296	2	11	.182	11	15	.733	3	9	12	4	3	0	1	4	0	29	14.5
Perkins	33	5	762	153	330	.464	39	90	.433	41	53	.774	30	80	110	75	65	1	50	51	7	386	11.7
Dales	31	30	845	109	314	.347	68	201	.338	33	39	.846	14	41	55	83	53	0	20	57	0	319	10.3
Melvin (TOT)	32	28	935	118	259	.456	1	7	.143	85	129	.659	73	140	213	37	101	0	38	71	22	322	10.1
Melvin (CHI)	29	25	853	109	233	.468	1	5	.220	69	110	.627	66	127	193	37	88	0	32	69	22	288	9.9
Canty	30	27	776	87	241	.361	4	16	.250	81	115	.704	19	45	64	123	42	0	30	57	4	259	8.6
Price	34	34	893	95	232	.409	1	3	.333	78	151	.517	83	121	204	99	67	0	40	59	7	269	7.9
Joens	19	0	271	31	79	.392	22	45	.489	11	13	.846	6	27	33	32	18	0	17	13	1	95	5.0
Raymond	20	0	180	20	61	.328	14	44	.318	7	13	.538	2	12	14	27	11	0	4	18	0	61	3.1
Wyckoff	34	7	520	32	85	.376	24	67	.358	10	13	.769	24	84	108	47	81	2	20	27	18	98	2.9
Thomas	17	0	122	15	38	.395	0	1	.000	13	14	.929	11	17	28	3	22	0	1	7	4	43	2.5
Coggins	20	0	196	19	77	.247	10	50	.200	1	4	.250	3	13	16	8	28	0	5	19	1	49	2.5
Christensen	23	7	212	20	48	.417	0	0	---	8	18	.444	17	26	43	7	59	1	19	21	5	48	2.1
Moeggenberg-	23	0	206	17	41	.415	1	6	.167	2	5	.400	26	5	31	6	15	0	3	10	2	37	1.6

SKY	34	-	6,975	925	2,277	.406	186	544	.342	489	723	.676	383	782	1,165	597	634	5	262	510	112	2,525	74.3
OPPONENTS	34	-	6,975	963	2,243	.429	184	481	.383	501	642	.780	279	846	1,225	584	683	6	242	566	138	2,611	76.8

2007 CHICAGO SKY SEASON

2007 GAME BY GAME RESULTS

DATE	OPPONENT	RESULT	RECORD	HIGH SCORER	HIGH REBOUNDER	HIGH ASSISTS	OPP. HIGH SCORER	ATT.
20-May	@ NY	L, 71-83	0-1	Currie 20	Currie 10/Dupree 10	Price 8	Thorn 28	11,341
22-May	LA	L, 64-81	0-2	Canty 18	Christensen 8	Canty 4	Holdsclaw 18	5,140
25-May	@ MIN	W, 82-77	2-Jan	Dupree 25	Christensen 7	Dales 6	Augustus 31	4,891
31-May	CT	L, 97-102 (OT)	3-Jan	Dupree 29	Dupree 7	Wycoff 10	Jones 31	2,634
1-Jun	@ WAS	W, 75-70	3-Feb	Dupree 19/Perkins 19	Melvin 15	Canty 7	Beard 19	6,391
3-Jun	MIN	W, 78-72	3-Mar	Dupree 20	Dupree 11	Canty 5	Augustus 23	3,477
7-Jun	@ PHO	L, 66-80	4-Mar	Melvin 15	Melvin 11	Canty 3/Melvin 3	Taurasi 22	6,161
9-Jun	@ SA	W, 70-60	4-Apr	Dupree 22	Melvin 12	Dales 5	Hammon 20	9,899
12-Jun	SEA	L, 69-81	5-Apr	Dupree 18	Price 13	Dales 7	Jackson 19	2,645
15-Jun	NY	W, 73-66	5-May	Dupree 24	Dupree 13	Price 6	Christon 18	3,236
17-Jun	@ CT	W, 87-74	5-Jun	Dupree 28	Melvin 8/Dupree 8	Canty 6	Jones 22	7,614
19-Jun	SAC	L, 52-54	6-Jun	Dupree 21	Dupree 14	Canty 7	Lawson 19	2,505
23-Jun	WAS	L, 86-99	7-Jun	Dupree 26	Melvin 9/Price 9	Price 6	Milton-Jones 22	3,617
26-Jun	@ SEA	L, 76-94	8-Jun	Perkins 19	Dupree 7/Perkins 7	Dupree 4/Price 4	Jackson 33	6,752
29-Jun	@ SAC	W, 92-84	8-Jul	Perkins 39	Price 9	Perkins 10	Williams 16	6,862
1-Jul	@ LA	W, 74-71 (OT)	8-Aug	Dupree 24	Dupree 11	Price 6	C. Thomas 14	7,522
7-Jul	WAS	L, 73-77	9-Aug	Dupree 24	Dupree 11	Dales 6	Beard 25	3,161
8-Jul	@ IND	L, 70-86	10-Aug	Joens 16	Dupree 9	Perkins 4	Catchings 16	8,247
10-Jul	@ DET	L, 84-92	11-Aug	Perkins 22	Dupree 10	Perkins 4	Cash 20	8,975
12-Jul	DET	L, 65-78	12-Aug	Perkins 17	Dupree 6	Joens 5	Nolan 18	3,085
18-Jul	@ IND	L, 74-75	13-Aug	Perkins 24	Price 17	Price 3/Canty 3	Catchings 22	10,542
21-Jul	IND	W, 68-65	13-Sep	Perkins 17	Price 8	Canty 5	Whitmore 26	3,383
22-Jul	SA	W, 84-82 (OT)	13-Oct	Perkins 27	Price 7	Dales 4	Young 25	3,286
26-Jul	@ DET	W, 83-73	13-Nov	Dupree 24	Dupree 12	Canty 5	Feenstra 13/Latta 13	9,238
27-Jul	PHO	L, 96-98	14-Nov	Dales 23	Melvin 8/Price 8	Canty 8	Taurasi 26	4,053
29-Jul	HOU	W, 88-70	14-Dec	Dales 18	Melvin 5	Joens 5/Canty 5	Turner 11	3,469
31-Jul	@ CT	L, 56-74	15-Dec	Perkins 17	Dupree 7/Perkins 7	Joens 3/Canty 3	Douglas 18	8,048
3-Aug	DET	L, 60-66	16-Dec	Perkins 19	Perkins 7	Perkins 3/Price 3/Canty 3	Pierson 15	4,635
5-Aug	@ WAS	L, 66-71	17-Dec	Dupree 18	Melvin 12	Canty 5	Milton-Jones 20	8,395
7-Aug	IND	L, 70-75 (2OT)	18-Dec	Melvin 26	Dupree 20	Dales 4/Perkins 4/Canty 4	DeForge 16	5,029
11-Aug	CT	L, 66-88	19-Dec	Dupree 18	Dupree 6	Melvin 4/Perkins 4	Dydek 18	4,261
14-Aug	NY	W, 77-65	13-19	Perkins 24	Wycoff 10	Canty 9	Davenport 14	5,443
16-Aug	@ HOU	W, 81-70	14-19	Dales 17	Dupree 9	Canty 7	Thompson 33	6,814
19-Aug	@ NY	L, 52-58	14-20	Canty 14	Wycoff 9	Canty 2	Christon 15	9,520

2006 CHICAGO SKY SEASON



2006 CHICAGO SKY SEASON

Back Row (from left): Video Coordinator Michael Fischer, Assistant Coach Steven Key, Owner Michael Alter, President and CEO Margaret Stender, Head Coach Dave Cowens, Head Athletic Trainer Georgia Fischer

Front Row (from left): Coretta Brown, Jia Perkins, Katie Cronin, Amanda Lassiter, Brooke Wyckoff, Stacey Lovelace, Bernadette Ngoyisa, Candice Dupree, Liz Moeggenberg, Stacey Dales, Deanna Jackson, Chelsea Newton

2006 REGULAR SEASON STATS

PLAYER				FIELD GOALS			3-POINT FG			FREE THROWS			REBOUNDS										
	G	GS	MIN	FG	FGA	PCT	FG	FGA	PCT	FT	FTA	PCT	OFF	DEF	TOT	AST	PF	DQ	STL	TO	BLK	PTS	AVG
Candice Dupree	34	31	1,032	186	407	.457	0	5	.000	95	122	.779	55	133	188	60	72	0	43	25	60	467	13.7
Bernadette Ngoyisa	30	23	627	122	231	.528	0	0	.000	58	98	.000	65	105	170	28	89	1	14	7	60	302	10.1
Jia Perkins	30	27	841	105	299	.351	18	65	.277	54	67	.806	33	74	107	97	72	0	43	13	56	282	9.4
Amanda Lassiter	32	29	778	93	254	.366	49	149	.329	22	31	.710	25	63	88	65	89	3	42	17	57	257	8.0
Stacey Lovelace	34	6	623	95	229	.415	19	63	.302	44	56	.786	48	88	136	22	69	0	19	20	53	253	7.4
Chelsea Newton	27	11	648	52	155	.335	13	49	.265	59	80	.738	19	52	71	58	69	0	36	7	40	176	6.5
Stacey Dales	23	16	454	52	147	.354	25	81	.309	32	46	.696	6	21	27	40	39	0	9	1	32	161	7.0
Deanna Jackson	22	1	328	49	124	.395	1	3	.333	33	51	.647	32	34	66	13	38	0	9	3	22	132	6.0
Elaine Powell	14	3	251	26	60	.433	0	3	.000	17	24	.708	7	18	25	37	26	0	13	3	26	69	4.9
Elaine Powell (TOT)	25	3	371	29	76	.382	0	5	.000	25	38	.658	14	24	38	52	35	0	16	3	35	83	3.3
Liz Moeggenberg	27	1	277	20	63	.317	4	12	.333	14	30	.467	27	19	46	17	14	0	10	6	15	58	2.1
Brooke Wyckoff	15	13	345	16	66	.242	1	10	.100	8	10	.800	15	25	40	33	40	0	14	12	16	50	3.3
Coretta Brown	15	2	252	16	59	.271	1	12	.083	4	8	.500	4	18	22	26	12	0	10	0	18	48	3.2
Katie Cronin	11	0	134	9	30	.300	4	13	.308	2	7	.286	3	9	12	2	18	0	6	2	11	24	2.2
Ashley Robinson	12	5	124	9	29	.310	1	1	1.000	2	6	.333	16	18	34	6	19	0	2	8	10	21	1.8
Ashley Robinson (TOT)	29	5	321	18	54	.333	1	2	.500	5	16	.313	34	44	78	13	53	0	8	16	22	42	1.4
SKY	34	-	6,800	858	2,175	.394	157	536	.293	449	643	.698	357	680	1,037	509	674	4	277	527	125	2,322	68.3
OPPONENTS	34	-	6,800	971	2,147	.452	200	536	.373	545	736	.740	379	860	1,239	623	584	1	262	535	120	2,687	79.0

2006 CHICAGO SKY SEASON

2006 GAME BY GAME RESULTS

DATE	OPPONENT	W/L	FGM-A	FG%	3GM-A	FTM-A	OFF	DEF	TOT	AST	PF	ST	TO	BS	FINAL SCORE
5/20	@CHA	1-1	26-60	0.433	5-15	26-31	8	15	23	14	28	17	21	5	W, 83-82
5/23	SAC	1-1	24-54	0.444	3-12	12-19	8	19	27	17	18	7	16	7	L, 76-63
5/26	IND	1-2	24-73	0.329	3-14	9-13	16	18	34	13	23	10	15	9	L, 75-60
5/30	LA	1-3	18-64	0.281	6-23	13-18	10	24	34	10	22	10	15	5	L, 64-55
6/2	@HOU	1-4	23-67	0.343	5-18	9-12	8	25	33	14	25	8	17	0	L, 71-60
6/4	DET	1-5	23-67	0.343	8-15	12-17	13	20	33	18	26	5	14	3	L, 81-66
6/7	@SEA	1-6	30-70	0.429	2-12	11-16	8	21	29	20	21	8	17	6	L, 86-73
6/9	@LA	1-7	29-73	0.397	3-12	4-8	15	19	34	15	14	8	17	4	L, 73-65
6/10	@SAC	1-8	27-60	0.450	5-14	11-17	13	19	32	16	23	3	16	3	L, 80-70
6/15	SEA	1-9	24-58	0.414	5-13	8-14	8	14	22	16	17	5	13	5	L, 74-61
6/17	SA	1-10	23-69	0.333	1-9	18-24	19	22	41	13	19	11	17	6	L, 69-65
6/21	@IND	1-11	22-68	0.324	3-19	8-13	20	13	34	11	14	11	19	3	L, 77-55
6/23	CT	1-12	31-72	0.431	7-19	10-15	8	19	27	16	18	8	10	4	L, 84-79
6/25	@PHO	1-13	30-66	0.455	4-15	13-20	7	19	26	9	22	7	13	9	L, 90-77
6/29	CHA	2-13	26-63	0.413	3-9	20-25	9	22	31	17	22	7	6	4	W, 75-69
7/1	@SA	2-14	22-67	0.328	5-15	8-10	9	27	36	16	15	8	12	4	L, 69-57
7/7	NY	3-14	27-54	0.474	1-11	23-30	8	25	33	15	20	7	12	2	W, 78-73
7/9	@WAS	3-15	29-59	0.492	8-16	17-22	8	20	28	17	25	4	13	2	L, 89-83
7/14	HOU	3-16	29-63	0.460	6-16	13-18	10	16	26	19	23	7	13	0	L, 82-77
7/16	WAS	3-17	26-63	0.413	8-16	15-26	12	16	28	14	18	12	14	3	L, 83-75
7/19	@MIN	3-18	32-72	0.444	5-17	13-19	10	22	32	19	22	16	12	1	L, 90-82
7/20	@CT	3-19	29-73	0.397	7-20	7-10	12	19	31	20	16	8	13	1	L, 86-72
7/22	@DET	3-20	28-77	0.364	8-23	6-11	15	23	38	16	21	5	10	1	L, 89-70
7/25	NY	3-21	27-64	0.422	3-18	15-24	12	22	35	17	17	4	8	3	L, 79-72
7/27	@WAS	3-22	28-57	0.491	4-8	14-20	5	14	19	21	21	7	13	1	L, 92-74
7/28	MIN	4-22	26-60	0.433	8-18	19-28	10	23	33	16	16	8	8	5	W, 79-65
7/30	IND	4-23	28-63	0.444	2-12	6-12	9	18	27	22	17	12	16	0	L, 69-64
8/1	PHO	4-24	20-68	0.294	8-30	22-31	11	23	34	14	22	5	9	8	L, 90-70
8/4	DET	4-25	15-54	0.278	1-15	18-26	9	23	32	8	23	9	23	4	L, 76-49
8/5	@NY	4-26	24-55	0.436	5-17	16-16	4	15	19	14	19	12	16	4	L, 80-69
8/8	CT	4-27	22-66	0.333	4-21	11-16	14	20	34	14	19	4	17	4	L, 85-59
8/10	@DET	4-28	17-65	0.262	2-17	12-17	13	16	29	7	15	8	13	5	L, 82-48
8/12	@CHA	4-29	20-55	0.364	2-12	15-25	8	28	36	6	16	9	19	1	L, 84-57
8/13	@IND	5-29	29-53	0.547	7-15	15-20	7	20	27	15	17	7	20	3	L, 80-73

WNBA HISTORY

LEAGUE OFFICE

645 Fifth Ave
New York, NY 10022
212) 688-WNBA (9622)

On April 24, 1996, women's basketball announced "We Got Next" as the NBA Board of Governors approved the concept of a Women's National Basketball Association (WNBA) to begin play in June 1997.

Since that day in 1996, there have been many firsts for the WNBA:

Val Ackerman -- the first president of the WNBA
Sheryl Swoopes -- the first player signed to the WNBA

Cynthia Cooper -- the league's first Most Valuable Player

Houston Comets -- the first WNBA Champions
Lisa Leslie -- the first WNBA player to dunk

(7/30/02 vs. Miami)

Lauren Jackson -- the first international player to win MVP (2007)

Candace Parker -- the first rookie to earn the league's MVP honor (2008)

Sylvia Fowles -- the first goaltending call (6/3/2008 vs. LA)

The inaugural WNBA season tipped off on June 21, 1997, with the New York Liberty taking on the Los Angeles Sparks at the Great Western Forum in Inglewood, Calif. A crowd of 14,284 watched as Sparks guard Penny Toler scored the first basket in WNBA history. The Liberty defeated the Sparks, 67-57.

Fifteen years later, in a rematch of those same two teams at Staples Center in Los Angeles, the increased skill, talent, and athleticism of WNBA players was evident as the Sparks, led by center/forward Candace Parker, defeated the Liberty 96-91. In 2011, the league also selected its "Top 15 Players of All Time." Voting was conducted among fans, media, and current players and coaches. Those named to the list were Sue Bird,

EASTERN CONFERENCE

Atlanta Dream
Chicago Sky
Connecticut Sun
Indiana Fever
New York Liberty
Washington Mystics

WESTERN CONFERENCE

Los Angeles Sparks
Minnesota Lynx
Phoenix Mercury
San Antonio Silver Stars
Seattle Storm
Tulsa Shock

Tamika Catchings, Cynthia Cooper, Yolanda Griffith, Becky Hammon, Lauren Jackson, Lisa Leslie, Ticha Penicheiro, Cappie Pondexter, Katie Smith, Dawn Staley, Sheryl Swoopes, Diana Taurasi, Tina Thompson, and Teresa Weatherspoon.

KEY PERSONNEL

Laurel Richie _____ President
Renee Brown _____ Chief of Basketball Operations and Player Relations
Christine Godleski _____ Chief Operating Officer
Jamin Dershowitz _____ General Counsel
Dee Kantner _____ Supervisor of Officials

KEY PLAYERS

Top veterans: Seimone Augustus (Lynx), Sue Bird (Storm), Rebekkah Brunson (Lynx), Swin Cash (Sky), Tamika Catchings (Fever), Tina Charles (Sun), Katie Douglas (Fever), Candice Dupree (Mercury), Sylvia Fowles (Sky), Becky Hammon (Silver Stars), Lindsey Harding (Dream), Lauren Jackson (Storm), Asjha Jones (Sun), Crystal Langhorne (Mystics), Angel McCoughtry (Dream), Maya Moore (Lynx), Candace Parker (Sparks), Cappie Pondexter (Liberty), Diana Taurasi (Mercury), Penny Taylor (Mercury), Tina Thompson (Storm), Lindsay Whalen (Lynx), Sophia Young (Silver Stars).

RISING YOUNG STARS

Rising young stars: Matee Ajavon (Mystics), Danielle Adams (Silver Stars), DeWanna Bonner (Mercury), Liz Cambage (Shock), Essence Carson (Liberty), Renee Montgomery (Sun), Epiphanny Prince (Sky), Danielle Robinson (Silver Stars), Courtney Vandersloot (Sky), Kia Vaughn (Liberty)

A GROWING GAME

The influence of the WNBA can be seen in the explosive growth of organized women's basketball over the past 14 seasons. An estimated 100 million women play basketball worldwide, and the league reflects this trend, featuring 20 international players from 13 countries and territories at the end of the 2010 season. Female AAU youth basketball participation has increased 277 percent since 1991 (from 28,840 to 108,758 players). Female high school basketball participation has increased 17 percent since 1991 (from 387,802 to 456,967 players). And female NCAA basketball participation has increased 43 percent since 1991 (from 10,551 to 15,096 players).

ALL-STAR GAME

The San Antonio Silver Stars and the AT&T Center hosted the 2011 WNBA All-Star Game presented by adidas in San Antonio on Saturday, July 23, 2011.

The first WNBA All-Star Game was held in New York at Madison Square Garden in 1999. The Garden also hosted the event in 2003 and in 2006. Washington's Verizon Center (2002, 2007) is the other venue to host the game multiple times. Other All-Star Games were played in Phoenix (2000), Orlando (2001), and at Mohegan Sun Arena in Uncasville, Conn. (2009). Due to the Olympics, no All-Star Game was held in 2004 and 2008, although Radio City Music Hall in New York City was the site of an exhibition game on August 5, 2004, as the U.S. National Team, comprised mainly of WNBA greats, faced a squad of WNBA All-Stars in "WNBA vs. USA Basketball: The Game at Radio City." In 2010, the WNBA held a special event called "WNBA vs. USA Basketball: The Stars at the Sun" at Mohegan Sun Arena in order to accommodate the FIBA World Championship schedule.

INSPIRING WOMEN

The Inspiring Woman Award is an annual honor that celebrates an individual who, on a daily basis, demonstrates her ability to inspire others through her commitment, passion and dedication to work, family, and community. Past honorees include Emmy-award winning news anchor Katie Couric (2011), U.S. Ambassador to the United Nations Susan Rice (2010), Emmy-award winning journalist Cokie Roberts (2009), Good Morning America's Robin Roberts (2008), Secretary of State Condoleezza Rice (2007), and the WNBA All-Decade Team (2006).

DAWN STALEY AWARD

The Dawn Staley Community Leadership Award was announced in 2006 and is now presented annually to the player who best exemplifies the characteristics of a leader in the community and reflects Staley's contagious leadership, spirit, charitable efforts, and love for the game. Winners include Charde Houston (2010), Chamique Holdsclaw (2009), Tamika Raymond (2008), and Tamika Catchings (2007). A member of the WNBA's All-Decade Team, Staley, who retired following the 2006 season, established herself as one of the greatest ambassadors in women's basketball history, while also demonstrating outstanding leadership qualities as a coach on the collegiate level and as a philanthropist and humanitarian.

MARKETING

The WNBA maintains marketing, promotional, and media partnerships with a variety of top companies, each with varying levels of activation and integration in league operations.

Marketing and Promotional Partners: adidas, American Express, Bacardi, BBVA, Boost Mobile, CieAura, Coca-Cola, Deuce Brand, EA Sports, Gatorade, General Mills/Wheaties, Growums, Hayworth, HP, InterContinental Hotels Group (IHG) Hotels, Jamba Juice, NewTek, Nike, Panasonic, Pepperidge Farm, Pirate's Booty, Russell Athletic, Sanofi Aventis, Sanofi Pasteur, Spalding

Media Partners: USA Today, Parenting Group, Essence, Heart & Soul

The WNBA's marketing partners utilize the league to support women's sports and reach its strong fanbase of women, families, and young girls through advertising in WNBA nationally

televised games, national promotions, player endorsements, and special events.

On Aug. 22, 2011 the WNBA and Boost Mobile, an industry leader in no-contract wireless service, announced a landmark multiyear marketing partnership that makes Boost Mobile the first leaguwide marquee partner of the WNBA. As the league's most prominent partner, Boost Mobile is tied closely to the WNBA brand on a national level. As part of this partnership, the Boost Mobile brand is prominently featured on the front of the game jerseys of 10 teams. Additionally, special programming highlighting the "WNBA's Top 15 Moments presented by Boost Mobile" is included as part of the league's 15th season celebration.

The WNBA has an extensive, highly integrated relationship with adidas. The sporting goods and apparel giant has served as the official outfitter of the WNBA, having unveiled new uniforms across the league in 2007 and again in 2011. In 2008, adidas became the first-ever presenting partner of the WNBA's entire postseason, including both the playoffs and Finals, and was the presenting partner for the 2011 WNBA All-Star Game.

Five WNBA teams have entered the league's Marquee Partnership program, which includes multiyear deals featuring branded sponsorship of game jerseys – the Phoenix Mercury partnering with LifeLock, the Los Angeles Sparks with Farmers Insurance Group, the Seattle Storm with Microsoft search engine Bing, the New York Liberty with Foxwoods Resort Casino, and the Washington Mystics with Inova Health System. the Washington Mystics with Inova Health System.

WNBA HISTORY

ATTENDANCE/ TV RATINGS

In 2011, WNBA attendance increased for the fifth consecutive year and regular-season TV viewership on ESPN2 reached its highest level since 2005, as fans responded to one of the most compelling seasons in the league's 15-year history.

Viewership for the league's showcase events also increased. Viewership for the WNBA All-Star Game on ABC was up 46 percent vs. the last All-Star on ABC in 2009 (there was no All-Star Game in 2010). Viewership for the 2011 WNBA Finals was up four percent over the 2010 championship series. U.S. ratings for the first round of the 2011 WNBA Draft on ESPN increased 47 percent vs. the first round of 2010 Draft on ESPN2.

The WNBA's broadcast coverage in 2011 included more than two dozen high-definition regular-season playoffs and Finals games on ESPN2 and ABC, as well as 70 regular-season games and up to six playoff games on NBA TV. In addition, all WNBA games were available online via WNBA

LiveAccess unless: (a) They were televised on ABC or ESPN2 – in which case they streamed live on ESPN3.com and were later archived to WNBA.com, or (b) Their game window fell within a national broadcast window on ABC or ESPN2.

In July 2007, the WNBA signed a new, eight-year TV deal with ESPN that tipped off in 2009 and runs through 2016, the WNBA's 20th season. The agreement, which calls for ABC, ESPN, and ESPN2 to telecast WNBA games, includes rights fees, a first for any women's professional team sports league in the U.S.

DIGITAL / SOCIAL MEDIA

WNBA Digital assets continued to increase in popularity as WNBA.com saw continued growth during the 2011 season, with daily unique visits up 13 percent and overall visits up 11 percent. WNBA games streamed online at WNBA.com via LiveAccess saw a 55 percent increase in unique users. In terms of social media, the WNBA YouTube channel experienced a 35 percent increase in video views this season. The WNBA Facebook page ([HYPERLINK "http://www.Facebook.com/wnba"](http://www.Facebook.com/wnba) www.Facebook.com/

wnba) saw an 11 percent increase in fans.

GLOBAL REACH

The WNBA has a wide impact on overseas markets. In 2011, WNBA games and programming reached a record 203 countries in 25 languages. In addition, for the sixth consecutive year, fans around the globe are able to view WNBA action via live Webcasts on WNBA.com.

End-of-season 2011 WNBA rosters featured 15 international players from seven countries and territories. Among the league's international contingent are the three-time MVP, Seattle Storm forward/center Lauren Jackson (Australia), the Indiana Fever's Tammy Sutton-Brown (Canada), the San Antonio Silver Stars' Sophia Young (St. Vincent), the Los Angeles Sparks' Ticha Penicheiro (Portugal), and Tulsa's Liz Cambage (Australia), whom the Shock selected with the No. 2 overall pick in the 2011 Draft.

WNBA DRAFT

Six WNBA teams now fall under the independent ownership model: the Atlanta Dream, Chicago Sky, Connecticut Sun, Los Angeles Sparks, Seattle Storm, and Tulsa Shock.

KEY STATS

Ball size:

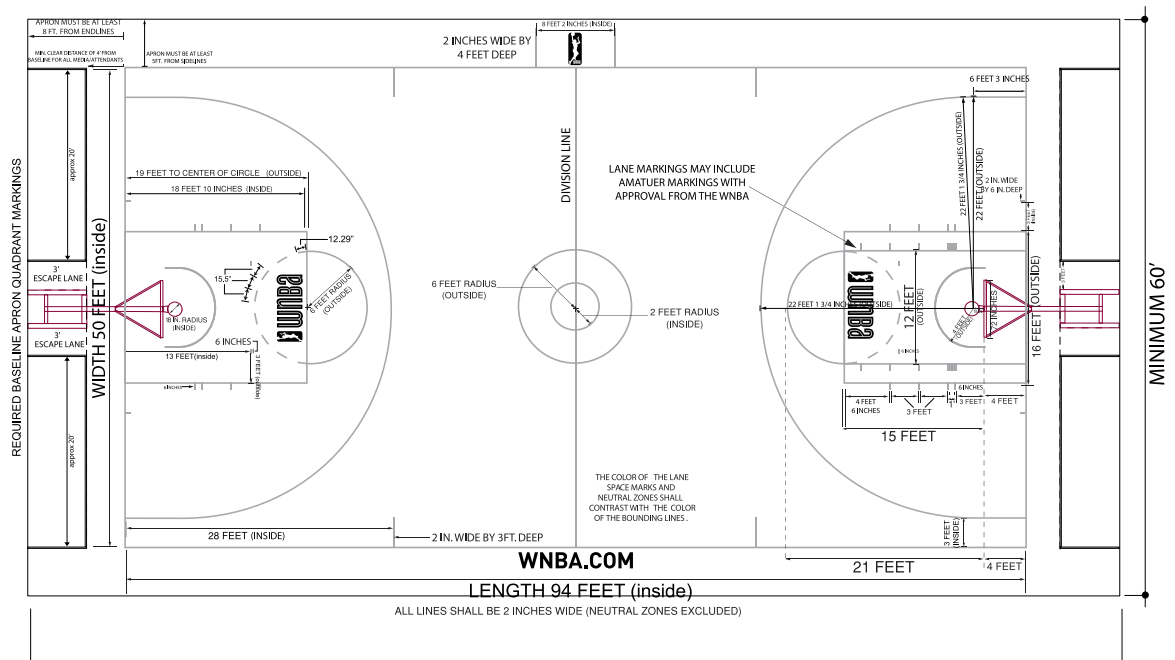
28.5" (high school and NCAA women's)

3-point line:

20'6 1/4" (International)

Length of game:

Four 10-minute quarters



The 2012 WNBA Draft presented by Boost Mobile took place on April 16 at ESPN headquarters in Bristol, Conn. It was the second straight year in which the league's draft was held on the ESPN campus. The Los Angeles Sparks selected Stanford University forward Nnemkadi Ogumike as the No. 1 overall pick. The Seattle Storm selected Shekinna Stricklen second, the Minnesota Lynx tabbed Devereaux Peters third, the Tulsa Shock chose Glory Johnson fourth, and the San Antonio Silver Stars took Jantel Lavender fifth to round out the first five selections. In 2011, Maya Moore, selected No. 1 overall by the Lynx, went on to become the fifth top pick in the past six seasons to win Rookie of the Year honors.

OWNERSHIP

Six WNBA teams now fall under the independent ownership model: the Atlanta Dream, Chicago Sky, Connecticut Sun, Los Angeles Sparks, Seattle Storm, and Tulsa Shock.

The Tulsa Shock (formerly Detroit), which began play in Tulsa in 2010, is owned by Tulsa Pro Hoops L.L.C. The Connecticut Sun, which began operation in 2003 after relocating from Orlando, is owned by the Mohegan Tribe. The Chicago Sky is owned by Michael Alter.

KEY HIGHLIGHTS

Entering the 2012 season, 10 women also serve as majority or minority owners of WNBA teams: Dr. Sheila Johnson (Washington Mystics); Paula Madison, Kathy Goodman and Carla Christofferson (Los Angeles Sparks); Mary Brock and Kelly Loeffler (Atlanta); and Dawn Trudeau, Ginny Gilder, and Lisa Brummel of Force 10 Hoops L.L.C. (Seattle Storm). A 10th, musical artist Michelle Williams, formerly of "Destiny's Child," is a minority owner of the Chicago Sky.

On, Aug. 26, 2011, retired three-time league

MVP Lisa Leslie became the first former WNBA player to become part owner of a team when she joined the existing ownership group of the Los Angeles Sparks led by Paula Madison and investors Kathy Goodman and Carla Christofferson.

In 2010, Tina Thompson of the Los Angeles Sparks became the all-time scoring leader with 6,413 points, surpassing her former teammate, Lisa Leslie (6,263) who retired following the 2009 season.

Tina Charles won the 2010 WNBA Rookie of the Year award after averaging 15.5 ppg, 11.7 rpg, and 1.7 bpg, while also setting league records for most rebounds (398) and doubles-doubles (22) in a season.

Lauren Jackson won the 2010 WNBA MVP presented by Kia Motors award and also took home 2010 WNBA Finals MVP honors.

Jackson also became the third player to earn WNBA MVP honors three times (2003, 2007, 2010), joining the Sparks' Lisa Leslie (2001, 2004, 2006) and the Houston Comets' Sheryl Swoopes (2000, 2002, 2005). Houston's Cynthia Cooper earned the award twice (1997, 1998). The others to capture MVP honors are the Sacramento Monarchs' Yolanda Griffith (1999), the Sparks' Candace Parker (2008, when she became the first rookie in league history to earn the award), and the Phoenix Mercury's Diana Taurasi (2009).

Lisa Leslie of the Los Angeles Sparks became the first – and only – WNBA player to capture the regular-season, All-Star, and Finals MVP awards in the same season (2001).

Candace Parker became the first WNBA player to win Rookie of the Year and Most Valuable Player in the same season (2008). The first selection in the 2008 WNBA Draft, she earned

both honors after leading the league in double-doubles and rebounds per game, while also ranking second in blocks per game and fourth in points per game.

Lauren Jackson became the WNBA's youngest (26 years, 77 days) and fastest (209 games) to score her 4,000th career point on July 27, 2007. Diana Taurasi subsequently surpassed Jackson as the fastest to 4,000 points in terms of fewest games played when she reached the milestone on July 27, 2009 in just 197 games.

Taurasi rewrote the WNBA scoring records in 2006 when she led the league with 25.3 points per contest, became the first WNBA player to top 800 points in a single season (860), and the single-season mark for three-point field-goals (121), and the single-game mark for points (47, a number later equaled by the Storm's Lauren Jackson in 2007).

Sheryl Swoopes, who earned MVP and Defensive Player of the Year honors in 2000 and 2002, recorded the league's first triple-double (14 points, 15 rebounds, 10 assists) vs. the Detroit Shock on July 27, 1999.

Lisa Leslie became the first player to dunk in a WNBA game when she did so on July 30, 2002 versus the Miami Sol. Candace Parker, also of the Sparks, was the second, dunking versus the Indiana Fever on June 22, 2008.

WNBA CARES

Through the WNBA Cares initiative, the league is deeply committed to creating programs that improve the quality of life for all people, with a special emphasis on promoting health and wellness, youth and family development, and education. WNBA teams and players donate countless dollars and hours each year through league programs including WNBA FIT, Breast Health Awareness, and WNBA Green.

WNBA HISTORY

WNBA TIMELINE

- April 24, 1996 Women's basketball announces "We Got Next" as the NBA Board of Governors approves the concept of a WNBA.
- August 7, 1996 Val Ackerman is named first president of the WNBA.
- October 23, 1996 Houston Comets forward Sheryl Swoopes becomes the first player signed by the WNBA.
- October 30, 1996 WNBA announces eight teams to compete in the inaugural season – Charlotte, Cleveland, Houston, Los Angeles, New York, Phoenix, Sacramento and Utah.
- January 22, 1997 The league's first 16 players are allocated to teams, an elite group comprised of Olympians and collegiate stars.
- April 19, 1997 WNBA and Spalding introduce the league's official orange-and-oatmeal game ball during WNBA Pre-Draft Camp at Disney's Wide World of Sports complex in Orlando.
- April 28, 1997 Tina Thompson is the first No. 1 draft pick, selected by the Houston Comets in the inaugural WNBA Draft.
- June 21, 1997 The New York Liberty and the Los Angeles Sparks tip-off the first WNBA game at the Great Western Forum in Los Angeles. Sparks guard Penny Toler scores the league's first basket at 19:01. New York wins 67-57.
- June 23, 1997 Utah Starzz becomes first team to pass the 100-point mark in a 102-89 victory over the Los Angeles Sparks.
- July 2, 1997 New York Liberty center Rebecca Lobo wins her 100th consecutive personal victory when the Liberty defeat the Houston Comets 70-67. Winning streak comprises Lobo's 35-0 senior season at the University of Connecticut, 60-0 as member of U.S. Olympic Team and 5-0 as a member of the Liberty. The streak ends at 102.
- August 30, 1997 The Houston Comets become the first WNBA Champions, employing the unstoppable Cynthia Cooper and a suffocating defense for a 65-51 victory over the New York Liberty at The Summit.
- October 1, 1997 The WNBA announces that franchises in Detroit and Washington will join the fold as expansion teams for the 1998 season.
- April 22, 1998 The league announces the addition of expansion teams in Orlando and Minnesota for the 1999 season, bringing the total number of teams to 12.
- June 19, 1998 Los Angeles Sparks center Lisa Leslie sets a WNBA record by pulling down 21 rebounds in the Sparks' victory over the New York Liberty.
- June 21, 1998 Lisa Leslie notches her seventh-straight double-double, setting a WNBA record.
- July 18, 1998 Houston's Cynthia Cooper becomes the first player to reach 1,000 points during Comets' 75-44 rout of the Sacramento Monarchs.
- July 29, 1998 Sacramento Monarchs guard Ticha Penicheiro dishes out 16 assists in a 75-67 loss vs. the Cleveland Rockers to set a WNBA record.
- August 29, 1998 In Game 2 of the WNBA Finals, the Houston Comets, trailing the Phoenix Mercury 1-0 in the best-of-three series, erases a 12-point deficit in the final 7:24 to force overtime. Houston wins the series and claims its second of four titles.
- April 29, 1999 The WNBA and WNBPA reaches final accord as the league's first Collective Bargaining Agreement is signed.
- June 7, 1999 WNBA announces the addition of four expansion teams for the 2000 season – Indiana, Miami, Portland and Seattle. The WNBA family now includes 16 teams.
- June 29, 1999 The Sacramento Monarchs and the Minnesota Lynx combine for a WNBA-record 21 three-pointers (10 by Sacramento, 11 by Minnesota) in the Monarchs' 86-72 victory over the Lynx.
- July 14, 1999 Whitney Houston sings the National Anthem in front of an electrified crowd on hand at Madison Square Garden to witness the Inaugural WNBA All-Star Game. The West defeats the East 79-61 and Lisa Leslie is named MVP.
- July 27, 1999 Sheryl Swoopes records the WNBA's first triple-double with 15 points, 14 rebounds and 10 assists in an 85-46 win over Detroit at the Compaq Center.
- September 4, 1999 New York Liberty guard Teresa Weatherspoon nails a shot from beyond the midcourt line with 2.4 seconds remaining to give the Liberty a 68-67 victory over the Houston Comets in Game 2 of the WNBA Finals. The shot sends the series to a decisive Game 3, which the Comets win to claim their third straight WNBA title.
- June 7, 2000 Cleveland Rockers forward Eva Nemcova ends her record-streak of 66 consecutive free throws with a miss against Orlando. Nemcova did not miss from the foul line from June 14, 1999 to June 5, 2000.
- July 17, 2000 The West defeats the East 73-61 at the 2000 WNBA All-Star Game, hosted by the Phoenix Mercury at America West Arena. Houston's Tina Thompson captures MVP honors.
- August 25, 2000 Cleveland Rockers guard Su-

WNBA HISTORY

zie McConnell Serio is named the recipient of the first Kim Perrot Sportsmanship Award presented by American General, named in honor of Houston's Kim Perrot, who died of cancer in 1999.

August 26, 2000 Cynthia Cooper turns in a clutch performance to earn her fourth WNBA Finals MVP as the Houston Comets claim fourth straight title by defeating the New York Liberty. In Game 1 at Madison Square Garden, Cooper converts a crucial three-point play with 25.4 seconds remaining to push the Comets' lead to five. In Game 2, she scores six of her 25 points in overtime and nine of Houston's final 18 points. It marks Cooper's last appearance in the WNBA Finals. She retires as the WNBA's all-time scoring leader.

June 2, 2001 Houston's Van Chancellor becomes first WNBA coach to record 100 victories as the Comets defeat the Detroit Shock 74-73.

June 7, 2001 Utah Starzz center Margo Dydek records the WNBA's second triple-double, setting a league record for blocked shots in the process as her 12 points, 11 rebounds and 10 blocks leads Utah to an 82-79 win over Orlando.

July 3, 2001 Washington and Seattle battle through quadruple overtime – the longest game in WNBA history – before the Mystics edge the Storm 72-69.

July 7, 2001 Minnesota Lynx guard Katie Smith sets the WNBA single-game scoring record with a 46-point performance, including six three-pointers, in a 100-95 overtime loss to Los Angeles.

July 14, 2001 The West wins the 2001 WNBA All-Star Game in Orlando, defeating the East 80-72. Lisa Leslie earns her second All-Star MVP award.

July 30, 2001 Lisa Leslie scores her 2,538th

point to become the WNBA's career scoring leader, surpassing Cynthia Cooper.

August 10, 2001 Katie Smith scores 22 points in Minnesota's 65-51 win over Seattle to break the WNBA single-season scoring record of 686 points set by Cynthia Cooper in 1999.

August 11, 2001 Los Angeles becomes the first team to go undefeated at home for an entire season, finishing 16-0 at the STAPLES Center.

August 27, 2001 The Charlotte Sting, after dropping the opener of the Eastern Conference Finals at home, go into Madison Square Garden and take both games against the Liberty to derail New York's hopes of making a third consecutive trip to the WNBA Finals. Charlotte advances to the Finals after a 1-10 season start.

September 1, 2001 The Los Angeles Sparks claim their first WNBA Championship to give the city of Los Angeles a sweep of professional basketball titles in 2001. Lisa Leslie becomes the first WNBA player to capture all three MVP awards in the same season, joining NBA greats Shaquille O'Neal, Michael Jordan and Willis Reed as the only pro hoopsters to accomplish this feat.

Sparks coach Michael Cooper becomes the first person to claim NBA and WNBA titles, having won five championships as a player with the Lakers.

September 1, 2001 The WNBA welcomes its 10 millionth fan prior to Game 2 of the WNBA Finals at the STAPLES Center.

November 13, 2001 The Seattle Storm win the first pick in the 2002 WNBA Draft in the inaugural WNBA Draft Lottery.

June 4, 2002 Katie Smith becomes the WNBA's all-time career leader for three-pointers (233), surpassing Cynthia Cooper (232).

June 5, 2002 Teresa Weatherspoon becomes the first WNBA player to record 1,000 assists during the Liberty's 60-59 victory over the Detroit Shock at Madison Square Garden.

June 8, 2002 The Orlando Miracle and the Cleveland Rockers square off for the longest game in WNBA history. The Miracle claims a 103-99 victory in the 2:57 contest that spans three overtime periods.

June 22, 2002 Utah Starzz forward Natalie Williams records the first 20/20 performance in WNBA history when she scores 22 points and grabs 20 rebounds in Utah's 77-61 win over the Sacramento Monarchs at ARCO Arena.

July 15, 2002 The West earns its fourth straight victory in the 2002 WNBA All-Star Game in Washington, D.C., edging the East 81-76. Lisa Leslie takes All-Star MVP honors for the second straight year and third time in her career.

July 22, 2002 Lisa Leslie becomes the first WNBA player to record 3,000 points during the Sparks' 92-84 victory over Orlando at the STAPLES Center. Leslie records 24 points and 21 rebounds (tying the league record she set on 6/19/98) in the victory.

July 30, 2002 Lisa Leslie becomes the first WNBA player to dunk in a game when she throws down a one-handed breakaway layup with 4:44 remaining in the first half in Los Angeles' 82-73 loss to Miami at the STAPLES Center.

August 9, 2002 Margo Dydek becomes the first WNBA player to record 500 career blocks.

August 15, 2002 Washington Mystics forward Chamique Holdsclaw becomes the first player to lead the league in both scoring (19.9 ppg) and rebounding (11.6 rpg) in a single season.

WNBA HISTORY

WNBA TIMELINE

August 29, 2002 Los Angeles Sparks rookie guard Nikki Teasley nails the game-winning shot in the waning seconds of Game 2 of the WNBA Finals to give the Sparks their second consecutive WNBA Championship, defeating the New York Liberty.

Lisa Leslie earns WNBA Finals MVP honors for the second straight year.

October 8, 2002 The NBA Board of Governors votes to restructure the WNBA to allow individual team ownership, to allow teams to be owned by non-NBA owners and to be located in non-NBA markets.

October 21, 2002 The WNBA announces that the Miracle will be relocated from Orlando to a city to be designated by the WNBA.

November 27, 2002 The Miami Heat organization elects not to assume ownership of the Sol.

December 5, 2002 The WNBA announces that the Utah Starzz will relocate to San Antonio for the 2003 season.

December 30, 2002 The Portland Trailblazers organization elects not to assume ownership of the Fire.

January 10, 2003 San Antonio announces "Silver Stars" as its official team name.

January 28, 2003 The Connecticut Sun join the WNBA for 2003, as the Mohegan Tribe of Indians become the first non-NBA owner in league history. The Orlando Miracle become the Connecticut Sun.

April 24, 2003 The WNBA holds the second annual Draft Lottery and a Dispersal Draft to disseminate players from the Miami Sol and Portland

Fire. The Cleveland Rockers win the lottery, while the Detroit Shock make Ruth Riley, formerly of the Sol, the first selection in the Dispersal Draft.

April 25, 2003 At 3 a.m., the WNBA and the WNBAPA sign the league's second Collective Bargaining Agreement. The agreement is for four years, with a league option for a fifth, and gives WNBA players the first free agency rights in the history of women's professional team sports.

April 25, 2003 The league holds the 2003 WNBA Draft, and Cleveland takes Mississippi State's LaToya Thomas as the first overall pick.

May 23, 2003 Chamique Holdsclaw breaks the WNBA record for rebounds in a game grabbing 24 in the Washington Mystics season-opening win over the Charlotte Sting. She also added 22 points and become the first WNBA player to record two 20-point, 20-rebound performances in a career.

June 7, 2003 Seattle Storm center Lauren Jackson becomes the youngest player in WNBA history to reach the 1,000 point milestone at age 22.

June 10, 2003 Minnesota's Katie Smith becomes the first WNBA player to record 300 three-point field goals in her career.

July 12, 2003 The West captures its fifth straight WNBA All-Star victory at New York's Madison Square Garden by defeating the East All-Stars 84-75, while Los Angeles's Nikki Teasley earns MVP honors.

August 25, 2003 Nikki Teasley finishes the year averaging 11.5 points, 6.3 assists, and 5.1 rebounds becoming the first player in WNBA history to average more than ten points, five assists, and five rebounds in a season.

September 14, 2003 Seattle's Lauren

Jackson becomes the first international player to win the WNBA's Most Valuable Player award.

September 16, 2003 The Detroit Shock win their first WNBA title against the Los Angeles Sparks in front of a sell-out crowd and record attendance of 22,076.

Detroit's Ruth Riley records a career high 27 points in Game Three and earns the series MVP.

September 23, 2003 Rebecca Lobo, one of three original WNBA players, (together with Sheryl Swoopes and Lisa Leslie) signed by the league, retires after a seven-year career.

December 3, 2003 The Phoenix Mercury win the first pick in the WNBA Draft in the 2004 WNBA Draft Lottery.

December 17, 2003 The Board of Governors announces three rules changes. The three-point line moves from 19' 9" to 20' 6", and the lane is widened from 12' to the NBA width of 16'. The 30-second shot clock resets to 20 seconds (as opposed to 30 seconds under the previous rule) when a defensive foul or other defensive violation occurs with less than 20 seconds remaining on the shot clock.

January 6, 2004 The WNBA holds a Dispersal Draft to disseminate the players from the Cleveland Rockers. The Phoenix Mercury select forward Penny Taylor with the first overall selection.

April 17, 2004 The league holds the 2004 WNBA Draft, and Phoenix takes the University of Connecticut's Diana Taurasi as the #1 overall pick.

June 17, 2004 Ticha Penicheiro passes Teresa Weatherspoon to take over the number one spot in career assists.

July 29, 2004 Lisa Leslie scores her 4,000th

WNBA HISTORY

career point and becomes the first WNBA player to reach the milestone.

August 2-31, 2004 The WNBA stops play to give players the opportunity to compete in the 2004 Olympic Games in Athens, Greece.

August 5, 2004 USA Basketball defeats the WNBA All-Stars 74-58 as the two teams face-off in the historic game at Radio City Music Hall in New York City. The game was a send off for the US Women's National Team as they prepared to compete in the 2004 Olympic Games in Athens.

September 10, 2004 Lisa Leslie records the WNBA's third triple-double, tying Margo Dydek's record for blocked shots in the process as her 29 points, 15 rebounds and 10 blocked shots leads Los Angeles to an 81-63 victory over the Detroit Shock.

October 12, 2004 The Seattle Storm win their first WNBA title against the Connecticut Sun before a sell-out crowd of 17,072. For the first time in WNBA history, all three games of the WNBA Finals were sell-outs.

Seattle guard Betty Lennox averaged 22.3 points for the three games on her way to earning the series MVP.

December 1, 2004 The Charlotte Sting beat the odds to win the first pick in the 2005 WNBA Draft in the fourth annual WNBA Draft Lottery. Charlotte had only a 9.7 percent chance of capturing the first pick.

February 8, 2005 NBA Commissioner David Stern announces that the WNBA will be expanding to Chicago for the 2006 season. The Chicago Sky becomes the second WNBA team to be owned and run by an entity outside of the NBA. In 2003, the Connecticut Sun became the first independently owned and operated WNBA team.

February 15, 2005 Donna Orender is appointed by David Stern as the second president of the WNBA.

April 16, 2005 The league holds the 2005 WNBA Draft, and Charlotte takes the University of Minnesota center Janel McCarville as the #1 overall pick.

May 24, 2005 Sheila Johnson, co-founder of Black Entertainment Television, becomes the WNBA's first African-American female owner when she joined Ted Leonsis' Lincoln Holdings LLC, which in turn purchased the Washington Mystics from Washington Wizards' owner Abe Pollin.

July 13, 2005 Katie Smith becomes the first woman in U.S. basketball history to score 5,000 points in her professional career (WNBA and ABL).

August 18, 2005 Anne Donovan becomes the first female WNBA coach – and fourth overall in the league – to win 100 games.

September 18, 2005 Sheryl Swoopes becomes the first three-time WNBA Most Valuable Player in league history.

September 20, 2005 The Sacramento Monarchs clinch the 2005 WNBA Championship, bringing the city of Sacramento their first basketball title.

October 24, 2005 The Minnesota Lynx beat the odds to win the first pick in the 2006 WNBA Draft in the fifth annual WNBA Draft Lottery. Minnesota had only a 16.7 percent chance of capturing the first pick.

February 1, 2006 The WNBA announces the 2006 WNBA Draft and Pre-Draft Camp will be held in Boston, site of the NCAA Women's Final Four. The WNBA events will conclude a week-long

celebration of women's basketball emanating from Boston.

April 5, 2006 The league holds the 2006 WNBA Draft, and Minnesota takes the Louisiana State University's Seimone Augustus as the #1 overall pick.

June 13, 2006 The WNBA All-Decade Team is selected by fans, a panel of national and WNBA-market media and the league's current players and coaches. The team is comprised of the 10 best and most influential players from its first 10 years of play. Players named were: Sue Bird, Tamika Catchings, Cynthia Cooper, Yolanda Griffith, Lauren Jackson, Lisa Leslie, Katie Smith, Dawn Staley, Sheryl Swoopes and Tina Thompson. Van Chancellor, who led the Houston Comets to consecutive WNBA championships in the league's first four seasons, was named the WNBA's Coach of Decade.

June 23, 2006 In a game against the San Antonio, Los Angeles Sparks center Lisa Leslie scores the 5,000th point in her WNBA career and becomes the first player in WNBA history to reach that milestone.

July 12, 2006 The 2006 WNBA All-Star Game takes place at New York City's Madison Square Garden. Four rookies – Seimone Augustus, Cappie Pondexter, Sophia Young and Candice Dupree – are named All-Stars. The East squad, led by All-Star MVP Katie Douglas of the Connecticut Sun, earns its first-ever victory with a 98-82 decision. Off the court, the inaugural All-Star Salute: Celebrating Inspiration Luncheon is a key highlight of the festivities as former Secretary of State Madeleine Albright is the keynote speaker.

August 10, 2006 Diana Taurasi scores a WNBA single-game record 47 points in a triple-overtime game against Houston. Taurasi would also finish the 2006 season with new WNBA records for most

WNBA HISTORY

WNBA TIMELINE

points in a single-season (860) and highest scoring average in a single season (25.3).

August 30, 2006 As part of the League's 10th Anniversary season, the WNBA Greatest Moment presented by AOL.com is unveiled during Game 1 of the 2006 WNBA Finals. Fans, who were able to log on to [HYPERLINK "http://www.aol.com/wnba"](http://www.aol.com/wnba) www.aol.com/wnba, voted Teresa Weatherspoon's half-court, buzzer-beater – a shot that propelled the New York Liberty to victory in Game 2 of the 1999 WNBA Finals and on to a deciding Game 3 against the Houston Comets – as their favorite moment in the WNBA's 10-year history.

September 3, 2006 Lisa Leslie of the Los Angeles Sparks is named MVP for the third time in her career after having also earned the honor in 2001 and 2004. Leslie joined the Houston Comets' Sheryl Swoopes as the only players in WNBA history to capture MVP honors three times.

September 9, 2006 The 2006 WNBA Finals see the Detroit Shock earn their second league championship when they topped the Sacramento Monarchs in the first WNBA Finals match up ever to reach a fifth and deciding game. The historic game featured a sellout crowd of 19,671 at Joe Louis Arena in Detroit, the second highest Finals crowd in WNBA history. Detroit's Deanna Nolan is named Finals MVP.

October 26, 2006 The Phoenix Mercury wins the sixth annual Draft Lottery and earns the top pick in the 2007 WNBA Draft. It marks the first time that the team whose odds of winning the top pick were mathematically the smallest actually came away with the #1 pick.

November 7, 2006 The WNBA announces the creation of the Dawn Staley Community Leadership Award. The award will be presented to the player who best exemplifies the characteristics of a leader in the community and will reflect Staley's

contagious leadership, spirit, charitable efforts and love for the game.

December 7, 2006 The WNBA Board of Governors approves the sale of the Los Angeles Sparks to an investment group led by Katherine E. Goodman and Carla J. Christofferson.

December 13, 2006 The Charlotte Bobcats Organization announces that it will no longer operate the Charlotte Sting.

January 8, 2007 The WNBA holds a Dispersal Draft to disseminate the players from the Charlotte Sting. The Chicago Sky select guard Monique Currie with the first overall selection.

January 30, 2007 Rule changes are announced for the 2007 season and include the following: the backcourt rule requires offensive teams to bring the ball across the mid-court line within eight seconds rather than 10 seconds; the timeout rule requires that officials grant requests for a timeout (full or 20-second) by a player in the game or the head coach; and the teams will now be able to designate 11 active players and up to two inactive players on playoff rosters, with the ability to activate any inactive players on a game-by-game basis.

January 31, 2007 The WNBA Board of Governors approves the sale of the Houston Comets to Hilton Koch/Hilton Acquisitions, LLC.

February 16, 2007 Electronic Arts announces that six WNBA players are featured in a new videogame NBA STREET Homecourt. Sue Bird, Tamika Catchings, Lauren Jackson, Lisa Leslie, Sheryl Swoopes and Diana Taurasi are the first female professional athletes to ever be featured and go head-to-head with their male counterparts in a videogame.

March 31, 2007 Former University of Texas

Head Coach Jody Conradt becomes the inaugural recipient of the WNBA Inspiring Coach Award.

April 4, 2007 The 2007 WNBA Draft presented by adidas takes place in Cleveland, marking the second straight year that the draft was held immediately following the NCAA Women's Division I Championship Game and conducted in the same city as the Final Four. The Phoenix Mercury make Lindsey Harding the top overall pick before trading her to the Minnesota Lynx in exchange for Tangelia Smith. The fast-paced draft earned a place in league history when Jessica Davenport, the second overall pick, was subsequently traded from San Antonio to New York in exchange for all-star guard Becky Hammon and a future selection. It marked the first time in WNBA history that the top two picks were traded on Draft Day.

July 15, 2007 The 2007 WNBA All-Star Game, the league's eighth such contest, is played in front of a sellout audience on July 15 at the Verizon Center in Washington, D.C. A crowd of 19,487 fans witnessed the East defeat the West, 103-99, as Cheryl Ford of the Detroit Shock clinched the MVP honors. A key highlight of the All-Star festivities in 2007 was the second annual All-Star Salute: Inspiring Women Luncheon, featuring keynote speaker and Secretary of State Dr. Condoleezza Rice.

July 15, 2007 Signaling a major milestone in its second decade, the WNBA reaches an eight-year agreement with ESPN to have ABC, ESPN and ESPN2 televise games through the 2016 season. The agreement was announced in conjunction with the 2007 WNBA All-Star Game by Donna Orender, WNBA President, and John Skipper, ESPN Executive Vice President, Content. The agreement extends the WNBA's relationship with ESPN, which began with the league's inaugural season in 1997, to 20 seasons.

July 24, 2007 Seattle's Lauren Jackson

WNBA HISTORY

scores 47 points in a 97-96 overtime loss to the Washington Mystics, tying Diana Taurasi for the WNBA record for most points in a single game.

July 27, 2007 Lauren Jackson scores her 4,000th career point during a 89-75 win over the Indiana Fever, becoming the youngest and fastest player in league history to reach the milestone. Jackson reaches the milestone in 209 games.

September 5, 2007 Lauren Jackson is named MVP of the league for the second time in her career after having also earned the honor in 2003. Jackson led the WNBA in scoring, rebounding and double-doubles and was also named the WNBA's Player of the Week on five occasions. Jackson joined Lisa Leslie, Sheryl Swoopes and Cynthia Cooper as the only players in WNBA history to capture multiple MVP honors.

September 16, 2007 The 2007 WNBA Finals see the Phoenix Mercury win their first-ever championship behind the play of Diana Taurasi, Penny Taylor and Cappie Pondexter, who was named Finals MVP. The Mercury capped the most exciting WNBA season ever by defeating the defending champion Detroit Shock in five games. It marked the first time that a WNBA Championship has been won on the road, and Mercury head coach Paul Westhead became the first head coach to win both a WNBA title and an NBA title (1980, Los Angeles Lakers). Total attendance for the 2007 WNBA Finals between the Phoenix Mercury and the Detroit Shock was 74,178, establishing a new all-time WNBA Finals record. In addition, Game 5's crowd of 22,076 at The Palace of Auburn Hills tied the all-time, single-game attendance record for the WNBA Finals (also set on Sept. 16 2003 of the 2003 WNBA Finals, Los Angeles at Detroit).

October 17, 2007 WNBA President Donna Orender announces that the City of Atlanta was awarded a WNBA expansion team for the 2008

season. The new team will be owned and operated by Atlanta businessman J. Ronald Terwilliger.

October 23, 2007 The Los Angeles Sparks win the seventh annual Draft Lottery and earned the top pick in the 2008 WNBA Draft. The Sparks won the lottery for the first time in franchise history, after tying the Minnesota Lynx for fewest wins in 2007.

January 23, 2008 The Atlanta expansion franchise unveils their team name, logo and colors. The Atlanta Dream's color scheme will consist of sky blue and red.

January 28, 2008 The WNBA and the WNBAPA sign the league's third collective bargaining agreement covering six seasons, commencing with the 2008 season and continuing through 2013.

January 29, 2008 Rule changes are announced for the 2008 season and include the following: the inbound rule will permit a player to pass the ball anywhere (frontcourt or backcourt) on the court during the final minute of the fourth period and the final minute of any overtime period; players not occupying lane spaces shall now remain behind the three-point line (above the free-throw line extended) during free-throws; and instant-replay rules will now require automatic video reviews by the officiating crew in the case of flagrant fouls that result in ejections and other player altercations.

February 6, 2008 The WNBA holds an Expansion Draft to build the inaugural roster of the Atlanta Dream. The Dream selected one player from each team, including Betty Lennox, Katie Feenstra, Erika DeSouza and Kristin Haynie. The Dream also orchestrated trades for Iziane Castro Marques and Ivory Latta.

February 28, 2008 Force 10 Hoops, L.L.C., the entity owned by Seattle businesswomen and civic leaders Anne Levinson, Ginny Gilder, Lisa Brum-

mel and Dawn Trudeau, purchases the Seattle Storm. Seven WNBA teams now fall under the independent ownership model: the Atlanta Dream, Chicago Sky, Connecticut Sun, Houston Comets, Los Angeles Sparks, Seattle Storm and Washington Mystics.

April 4, 2008 North Carolina State Head Coach Kay Yow is honored with the WNBA's Inspiring Coach Award during the Women's Final Four activities in Tampa, Florida.

April 9, 2008 The 2008 WNBA Draft presented by adidas takes place in Tampa, marking the third year that the draft was held immediately following the NCAA Women's Division I Championship Game and conducted in the same city as the Final Four. Candace Parker, Sylvia Fowles and Candice Wiggins were selected as the top three overall picks.

May 17, 2008 Candace Parker of the Los Angeles Sparks nearly posts a triple-double in her pro debut on vs. Phoenix. She had 34 points, 12 rebounds and 8 assists. Her 34 points broke the record for a rookie in a debut game.

May 29, 2008 On May 29 in a double-overtime loss at Indiana, Candace Parker becomes the first player in WNBA history to record a 5x5, which is total of five or more in five different categories. Parker had 16 points, 16 rebounds, six blocks, five assists and five steals.

June 6, 2008 Tina Thompson of the Houston Comets becomes just the second player in WNBA history to reach the 5,000 point milestone, joining Lisa Leslie.

June 22 & 24, 2008 Candace Parker dunks in back-to-back games, joining Lisa Leslie as the only players to have dunked in a WNBA game.

June 28, 2008 Lisa Leslie of the Los Angeles Sparks becomes the first WNBA player to record 3,000 career rebounds.

WNBA HISTORY

WNBA TIMELINE

July 30, 2008 Robin Roberts, co-anchor of ABC News' Good Morning America, is honored as the recipient of the 2008 WNBA Inspiration Award. Roberts is the keynote speaker at the WNBA Inspiring Women Luncheon in San Francisco, an event that also honored the U.S. Olympic Women's Basketball Team and served as a final send-off to the Beijing for the Olympic Games.

July 28-Aug. 27, 2008 The WNBA stops play to give players the opportunity to compete in the 2008 Olympic Games in Beijing, China. The U.S. Olympic Women's Basketball Team defeated Australia in the gold medal game, while Russia defeated China for the bronze. The United States has now won four consecutive Olympic gold medals.

August 31, 2008 Katie Smith of the Detroit Shock reaches the 5,000 career point milestone, joining Lisa Leslie and Tina Thompson.

September 5, 2008 Ticha Penicheiro of the Sacramento Monarchs becomes the first player in WNBA history to record 2,000 career assists.

October 3, 2008 Los Angeles Sparks forward Candace Parker is named the Hanns-G 'Go Beyond' Rookie of the Year as well as the WNBA Most Valuable Player presented by T-Mobile. It marks the first time a rookie won both awards in the same year. The top overall pick in the 2008 WNBA Draft, Parker capped a season in which she also earned All-WNBA First Team honors, two Hanns-G 'Go Beyond' Rookie of the Month Awards (May and July), one Player of the Week Award (Aug. 31) and the Peak Performer Rebounding Award.

October 5, 2008 The 2008 WNBA Finals see the Detroit Shock sweep the San Antonio Silver Stars in three games. The Shock earned their third championship in six years. Detroit's Katie

Smith was named Finals MVP.

December 2, 2008 The League announces that the Houston Comets, an original member of the WNBA, would suspend operations.

December 9, 2008 The WNBA holds a Dispersal Draft of the Houston Comets players. Teams drafted in inverse order of their regular-season finish in 2008.

The Atlanta Dream selected Sancho Lyttle with the first pick, the Washington Mystics chose Matee Ajavon with the second selection and the Chicago Sky took Mistie Williams with the third pick.

December 9, 2008 The Atlanta Dream win the eighth annual WNBA Draft Lottery and earned the top pick in the 2009 WNBA Draft. The winning team had 420 chances out of 1,000 to receive the first overall selection. The lottery went exactly according to odds for the first time in WNBA history.

February 5, 2009 The WNBA Board of Governors votes to allow the expanded use of instant replay by game officials. The two modifications will allow referees to use instant replay 1.) to determine at any point during a game whether a field goal was correctly scored as a two- or three-point field goal, and, for the purposes of awarding the correct number of free throws, whether a shooter was fouled while taking a two- or three-point attempt and 2.) when the game clock malfunctions during a play concluding with no time remaining on the clock (0:00) at the end of any quarter or overtime period.

April 7, 2009 University of Tennessee head coach Pat Summit is named the recipient of the WNBA's Inspiring Coach Award.

April 9, 2009 The 2009 WNBA Draft presented by adidas takes place at the NBA Entertainment studios in Secaucus, NJ. Angel McCoughtry, Marissa Coleman and Kristi Toliver

were selected as the top three overall picks.

May 13, 2009 WNBA LiveAccess, a new feature on WNBA.com that provides fans with free access to more than 200 live game Webcasts, is launched and allows fans around the world to access live game Webcasts on individual team Web sites.

June 1, 2009 The Phoenix Mercury announces a groundbreaking marquee partnership with LifeLock to launch the first-ever branded jersey in WNBA or NBA history. The LifeLock name will appear on the front of Phoenix Mercury player jerseys and on warm-up suits through the 2011 season.

June 5, 2009 The Los Angeles Sparks reach an agreement with the Farmer's Insurance Group of Companies to become the second team to secure a marquee partnership and wear branded jerseys. The Farmer's Insurance Group of Companies name and logo will appear on player jerseys.

June 14, 2009 Tamika Raymond is named the recipient of the 2009 Dawn Staley Community Leadership Award.

July 17, 2009 Sue Bird of the Seattle Storm reaches the 3,000-point plateau, becoming just the third player in league history to score 3,000 points and hand out 1,000 career assists. (Shannon Johnson and Vickie Johnson)

July 29, 2009 Cokie Roberts, political commentator for ABC News, senior news analyst for NPR News, and bestselling author, is honored as the recipient of the 2009 WNBA Inspiration Award. Roberts served as the keynote speaker at the WNBA Inspiring Women Luncheon in Chicago.

August 10, 2009 Lisa Leslie of the Los Angeles Sparks becomes the first player in WNBA history

to record 6,000 career points.

August 15, 2009 Lauren Jackson of the Seattle Storm scores her 5,000th point against the Atlanta Dream, becoming the youngest and fastest player in league history to reach the milestone. Jackson joins Lisa Leslie, Tina Thompson and Katie Smith as the WNBA's 5,000 point scorers.

September 5, 2009 Diana Taurasi of the Phoenix Mercury scores her 4,000th point, eclipsing Lauren Jackson as the youngest and fastest player in league history to reach the milestone. Taurasi accomplishes the feat in 197 games.

September 26, 2009 Lisa Leslie tallies 22 points and 9 rebounds in the final game of her WNBA career as the Los Angeles Sparks are defeated by the Phoenix Mercury in the Western Conference Finals. Leslie had previously announced that 2009 would be her final season, and retires as the all-time WNBA leader in points (6,263) and rebounds (3,307).

September 29, 2009 The Mercury's Diana Taurasi wins the WNBA Most Valuable Player Award presented by Kia Motors, marking the first MVP honor of her professional career. Taurasi tallied 20.4 points per game and recorded 20+ points in 20 games in 2009.

October 9, 2009 The Phoenix Mercury defeats the Indiana Fever to clinch the WNBA Championship for the second time in three years. Finals MVP Diana Taurasi, Cappie Pondexter and Penny Taylor led the Mercury and held off a late rally by the tenacious Indiana Fever for a 94-86 victory in the deciding Game 5. The 2009 WNBA Finals also featured three sellouts plus the highest total attendance figure (82,018) in WNBA Finals history. Overall, average attendance for the 2009 WNBA Playoffs increased 18.5% over 2008 (9,979 vs. 8,420).

October 20, 2009 The Detroit Shock relocates to Tulsa, Oklahoma under the ownership of Bill Cameron, David Box and Tulsa Pro Hoops, LLC. Nolan Richardson is named the team's general manager and head coach.

October 29, 2009 Kathy Betty becomes managing partner of the Atlanta Dream after the investment group Dream Too, LLC purchases the team from Terwilliger.

November 5, 2009 The Minnesota Lynx win the ninth annual WNBA Draft Lottery and earned the top pick in the 2010 WNBA Draft. Minnesota had 428 chances out of 1,000 to receive the first overall selection by virtue of owning New York's combinations (261) in addition to its own (167).

November 20, 2009 The Maloof Family announces that they will no longer operate the Sacramento Monarchs.

December 4, 2009 The WNBA Competition Committee and Board of Governors approves the expanded use of instant replay by game officials in the following situations: 1.) To determine at any point during the game whether a 24-second shot clock violation occurred prior to the release of a successful field goal attempt or prior to a foul being committed and 2.) To determine during the last minute of regulation play and the last minute of any overtime period which player last touched the ball prior to it going out-of-bounds or whether the ball was last touched simultaneously by two opponents.

December 14, 2009 The WNBA holds a Dispersal Draft of the Sacramento Monarchs players. The New York Liberty selected Nicole Powell with the first pick while the Minnesota Lynx chose Rebekkah Brunson second and the Connecticut Sun took DeMya Walker with the third selection. The Chicago Sky selected Courtney Paris and the San Antonio Silver Stars took Laura Harper to

round out the top five picks. Teams drafted in inverse order of their regular-season finish in 2009.

January 23, 2010 The Tulsa franchise, with new ownership that brought the team from its former home in Detroit, announces it will keep the name "Shock," and unveils a new logo and color scheme featuring black, red and gold.

April 8, 2010 The 2010 WNBA Draft presented by adidas takes place at the NBA Entertainment studios in Secaucus, NJ. Tina Charles, Monica Wright, Kelsey Griffin, Epiphanny Prince and Jayne Appel, respectively, were the top five selections.

May 15, 2010 The newly relocated Shock – complete with new ownership, a new head coach in Nolan Richardson, new colors and a new logo – tip-off their first game in Tulsa, Oklahoma.

August 8, 2010 Tina Thompson surpasses Lisa Leslie's WNBA career scoring mark of 6,263, making her the highest scoring player in league history.

August 13, 2010 Phoenix's Tangelia Smith plays in her 411th career game, breaking Vickie Johnson's previous record for most career games played.

August 15, 2010 In a game against Indiana, rookie Tina Charles of the Connecticut Sun sets WNBA single-season records for most double-doubles and total rebounds in a single season.

September 7, 2010 Atlanta's Angel McCoughtry scores a WNBA Playoffs record 42 points in Game Two of the Eastern Conference Finals, a 105-93 victory over the New York Liberty. In that same game, New York's Cappie Pondexter tallies 36 points. Their combined total of 78 points set a WNBA record for most total points by two players in the same post-season game.

WNBA HISTORY

WNBA TIMELINE

September 16, 2010 The Seattle Storm won the 2010 WNBA championship by defeating the Atlanta Dream 87-84 in Game 3 of the WNBA Finals in Atlanta's Philips Arena. The Storm swept the Dream 3-0 in the best-of-five series and Seattle center Lauren Jackson, the league's regular season MVP, was named MVP of The Finals. It is the Storm's second championship and first since 2004.

December 3, 2010 Donna Orender steps down as WNBA President to launch her own marketing, media and strategy company.

February 28, 2011 As part of WNBA Live - Manchester 2011 – a new, multiyear partnership between the Manchester (Eng.) City Council and the NBA, WNBA and USA Basketball – it is announced that the Atlanta Dream will participate in the first WNBA game played in Europe. The game is set for May 29, 2011 vs. Standard Life Team GB (Great Britain's national team) at Manchester Evening News Arena. The partnership will promote women in sport and encourage participation in team sports.

March 3, 2011 At a press conference at the AT&T Center in San Antonio, the WNBA announces that the Silver Stars will host the 2011 All-Star Game for the first time in franchise history. The contest, set for Saturday, July 23, is to be the second WNBA All-Star Game played in a Western Conference venue and the first since the 2000 game was held in Phoenix.

March 8, 2011 In honor of Women's History Month and International Women's Day, the WNBA officially announced plans to celebrate its 15th season. Among those would be the selection of the Top 15 Players and the Top 15 Moments in league history. Key among other planned celebrations would be a nationally televised game (ESPN2) in which the New York Liberty would visit

the Los Angeles Sparks on June 21, fifteen years to the date of the league's inaugural game in 1997 featuring those same two teams.

March 28, 2011 Sheryl Swoopes, 40, returns to the WNBA, signing to play with the Tulsa Shock after a two-year hiatus. An inaugural member of the WNBA and a member of the league's All-Decade Team selected in 2006, Swoopes resume includes four WNBA championships as a member of the Houston Comets (1997-2000), three league MVP awards (2000, '02, '05) and three Defensive Player of the Year honors (2000, '02, '03).

April 7, 2011 The Washington Mystics sign a marquee partnership with Inova Health System, becoming the fifth WNBA team to have such a partnership. Players will wear Inova Hospital System's name and logo on the front of their home and away jerseys during the 2011 WNBA season.

April 7, 2011 The WNBA and partner adidas unveiled new uniforms for all 12 teams featuring Revolution 30 technology and women's basketball specific TECHFIT base layers.

April 11, 2011 The WNBA becomes the first professional sports league to conduct its annual Draft at ESPN headquarters in Bristol, Conn. The Minnesota Lynx made Maya Moore the top overall selection of the 2011 WNBA Draft presented by adidas. Australian native Elizabeth Cabbage, selected second by the Tulsa Shock, and Courtney Vandersloot, tapped third by the Chicago Sky, rounded out the top three picks.

April 21, 2011 Laurel J. Richie, a veteran of more than three decades in consumer marketing, corporate branding, public relations and corporate management, is appointed President of the WNBA, NBA Commissioner David Stern announced. Laurel leaves her post as Senior Vice President and Chief Marketing Officer for Girl Scouts of the USA to join the WNBA.

June 21, 2011 The Los Angeles Sparks host the New York Liberty at STAPLES Center in the WNBA's 15th Anniversary Game, played 15 years to the day of the league's inaugural matchup between the same two teams in LA. The Sparks win, 96-91.

July 23, 2011 In honor of the WNBA's 15th season, the league unveiled its "Top 15 Players of All Time" during a halftime ceremony live on ABC at the 2011 WNBA All-Star Game presented by adidas. With consideration given to on-court performance and ability, leadership, sportsmanship, and community service, as well as to contributions to team success and women's basketball, voting was conducted by fans, select national and WNBA-market media, and by current players and coaches. The players named were: Sue Bird, Tamika Catchings, Cynthia Cooper, Yolanda Griffith, Becky Hammon, Lauren Jackson, Lisa Leslie, Ticha Penicheiro, Cappie Pondexter, Katie Smith, Dawn Staley, Sheryl Swoopes, Diana Taurasi, Tina Thompson, and Teresa Weather- spoon.

August 9, 2011 In a road game at the Phoenix Mercury, Minnesota Lynx all-stars Lindsay Whalen and Seimone Augustus become the 35th and 36th players to surpass the 3,000-point mark for their respective careers, but the first pair of teammates to eclipse the mark in the same game. In the process, Augustus also tied the Mercury's Diana Taurasi as the fastest player in WNBA history to reach 3,000 (151 games).

August 22, 2011 The WNBA and Boost Mobile, an industry leader in no-contract wireless service, announced a landmark multiyear marketing partnership that made Boost Mobile the first league-wide marquee partner of the WNBA. As part of the deal, the Boost Mobile brand logo was subsequently featured on the front of the game jerseys of 10 of the WNBA's 12 teams. It marked

WNBA HISTORY

the first time the WNBA had a league partner with jersey branding for multiple teams throughout the season other than adidas, the league's official outfitter.

October 2, 2011 Despite falling to the host Minnesota Lynx in Game 1 of the WNBA Finals, Atlanta Dream forward Angel McCoughtry set Finals records for points in a quarter (19 in the third), points in a half (27 in the second), and consecutive points (14 from late in the first half into the third quarter).

October 5, 2011 The Atlanta Dream's Angel McCoughtry surpasses the WNBA Finals record (set by her in 2010) for most points in a single game with 38 in a loss to the host Minnesota Lynx.

October 7, 2011 In a celebration of its 15th season, the WNBA and partner Boost Mobile unveiled the Top 15 Moments in league history as voted by fans. The top moment was Teresa Weather- spoon's half-court shot at the buzzer to win Game 2 of the 1999 WNBA Finals for the New York Liberty and send that series to a decisive third game. Ranking second was the WNBA's first ever game (NY Liberty at LA Sparks, June 21, 1997); third was Sparks' center Lisa Leslie throwing down the first dunk in WNBA history in the first half of a game vs. the Miami Sol.

October 7, 2011 The Minnesota Lynx captured their first WNBA title with a 73-67 win over the Atlanta Dream. Lynx guard/forward Seimone Augustus was named Finals MVP after leading the Lynx to a sweep in the best-of-five series. Augustus posted 22 points and seven assists in Game 1 and had a franchise-playoff record 36 points in Game 2, including 15 in the fourth quarter.

April 16, 2012 The 2008 WNBA Draft presented by Boost Mobile took place at ESPN headquarters in Bristol, CT, marking the second straight year that the draft was held on the campus of the

league's broadcast partner. Stanford's Nnemkadi Ogwumike (Sparks), Tennessee's Shekinna Stricklen (Storm), Notre Dame's Devereaux Peters (Lynx), Tennessee's Glory Johnson (Shock), and Miami's Shenise Johnson (Silver Stars) were the top five picks.

June 3, 2012 Angel McCoughtry of the Atlanta Dream sets the WNBA's single-game mark for most successful free throws without a miss, going 17-for-17 vs. Chicago.

June 15, 2012 With a win over Phoenix on June 15, the defending champion Minnesota Lynx set a WNBA record for the best start to a season, going 10-0 out of the gate before being upended by Seattle.

June 16, 2012 Already the WNBA's career steals leader, Tamika Catchings also took over the top spot in league history for career free throws made when she hit six of eight from the charity stripe against Chicago.

June 17, 2012 Connecticut's Tina Charles, with 23 points and 22 rebounds at Atlanta, became the first player in WNBA history to log three 20-20 games in a career.

July 14-Aug. 15, 2012 The WNBA temporarily stops play to give players the opportunity to compete in the 2012 Olympic Games in London. The U.S. Olympic Women's Basketball Team – comprised of 12 WNBA players – defeated France in the gold medal game. The win gave the United States women their fifth consecutive Olympic gold medal and, dating back to the bronze medal game in 1992, stretched the team's winning streak to 41 games.

Sept. 18, 2012 Already the WNBA's all-time leading scorer, Tina Thompson (Seattle) became the first player in the history of the league to surpass 7,000 career points with her jump shot at

the 9:03 mark of the second quarter of the Storm's victory over visiting Chicago at KeyArena. The milestone capped a season in which Thompson also became the first WNBA player to top 15,000 minutes played and 2,450 field goals made.

Aug. 28, 2012 A put-back basket against San Antonio by Minnesota Lynx center McWilliams-Franklin, moved the 14-year veteran and six-time All-Star into first place on the WNBA's career list for offensive rebounds, surpassing the 1,049 of Yolanda Griffith.

Sept. 22, 2012 Temeka Johnson of the Tulsa Shock finished the regular season with the league's best single-season mark in history for three-point FG percentage (.531, 34 of 64). On the same day, Ticha Penicheiro of the Chicago Sky plays the final game of her career and, with two assists, increases her WNBA career record to 2,599.

Sept. 26, 2012 The WNBA Draft Lottery (to determine the order of selection of the 2013 WNBA Draft) was held for the first time at ESPN's studios in Bristol, Conn., live during the 6 p.m. ET edition of SportsCenter. The Phoenix Mercury ultimately won the top pick, followed in succession by the Chicago Sky, Tulsa Shock, and Washington Mystics.

Oct. 21, 2012 Indiana defeated the defending champion Minnesota Lynx 3-games-to-1, giving the Fever its first WNBA championship in franchise history. Following Game 4, an 87-78 home win at Indianapolis' Bankers Life Fieldhouse, Indiana forward Tamika Catchings was named MVP of the WNBA Finals presented by Boost Mobile. Catchings, a three-time Olympic gold medalist and the league's 2011 MVP, averaged 22.3 points, 6 rebounds, and 2 steals during the Finals.

Dec. 13, 2012 Following the league's Board of Governor's Meeting, the WNBA announces it

WNBA HISTORY

WNBA TIMELINE

will implement new rules regarding flopping and defensive three-seconds, while also extending the three-point line from 20 feet, 6 1/4 inches to 22 feet, 1 3/4 inches, consistent with the distance inherent in all FIBA competitions. The rules will go into effect beginning with the 2013 season.

March 28, 2013 The WNBA and ESPN announce an extension of their partnership for another six years, paving the way for WNBA games to be televised on ABC, ESPN, and ESPN2 through 2022. The announcement, made by John Skipper, President of ESPN, Inc. and Co-Chairman of the Disney Media Networks, and Laurel J. Richie, WNBA President, extends the WNBA's television relationship with ESPN to 26 years. With the deal, up to 30 live games will be televised on ABC, ESPN or ESPN2 each season, including exclusive telecasts of the WNBA Finals presented by Boost Mobile.

March 28, 2013 On the same day as the WNBA and ESPN announce an extension of their partnership, the league also introduced a new brand identity. The refreshed identity reflects how far the level of play has come in 16 years as stronger, more agile players have made the game more competitive. The cornerstone of the new WNBA visual identity is a more modern "Logowoman" -- the player silhouette within the logo -- that better embodies the athleticism and diversity of current WNBA players while leveraging the distinctive orange-and-oatmeal color scheme of the league's iconic game ball.

April 15, 2013 For the first time in the WNBA's 17 seasons, the league's Draft is televised live in primetime. The 2013 WNBA Draft presented by State Farm takes place for the third straight year at ESPN headquarters in Bristol, Conn., this time airing live at 8 p.m. ET on ESPN2. One of the most anticipated draft classes in league history is led by the "3 to See" -- Brittney Griner of Baylor, Elena Delle Donne of Delaware, and Notre

Dame's Skylar Diggins. The Phoenix Mercury select Griner with the No. 1 overall pick; the Chicago Sky then take Delle Donne with the No. 2 selection, and the Tulsa Shock claim Diggins third.

WNBA *REVIEW*

REGULAR SEASON **INDIVIDUAL LEADERS** **TEAM/OPPONENT STATS**
TEAM/OPPONENT STATS/GAME **PLAYOFFS**

2012 WNBA REGULAR SEASON

EASTERN CONFERENCE

	W	L	PCT	GB	CONF	HOME	ROAD	L 10	STREAK
Connecticut	25	9	0.74	0	18-4	12-5	13-4	7-3	W 3
Indiana	22	12	0.65	3	15-7	13-4	9-8	6-4	W 2
Atlanta	19	15	0.56	6	12-10	11-6	8-9	7-3	L 1
New York	15	19	0.44	10	10-12	9-8	6-11	6-4	W 1
Chicago	14	20	0.41	11	8-14	7-10	7-10	5-5	W 1
Washington	5	29	0.15	20	3-19	4-13	1-16	0-10	L 13

WESTERN CONFERENCE

	W	L	PCT	GB	CONF	HOME	ROAD	L 10	STREAK
Minnesota	27	7	0.79	0	17-5	16-1	11-6	7-3	L 1
Los Angeles	24	10	0.71	3	15-7	16-1	8-9	6-4	W 4
San Antonio	21	13	0.62	6	14-8	12-5	9-8	4-6	W 1
Seattle	16	18	0.47	11	11-11	10-7	6-11	5-5	W 3
Tulsa	9	25	0.27	18	5-17	6-11	3-14	4-6	L 2
Phoenix	7	27	0.21	20	4-18	3-14	4-13	2-8	L 7

ASSISTS PER GAME

PLAYER	TEAM	G	AST	AVG
Whalen	MIN	33	178	5.40
Bird	SEA	29	155	5.30
Hammon	SAN	33	176	5.30
Toliver	LAS	34	166	4.90
Johnson	TUL	29	135	4.70
Vandersloot	CHI	34	157	4.60
Prahalis	PHO	28	127	4.50
Harding	ATL	34	153	4.50
Wright	SEA	32	140	4.40
Pondexter	NYL	34	146	4.30

STEALS PER GAME

PLAYER	TEAM	G	STL	AVG
McCoughtry	ATL	24	60	2.50
Lyttle	ATL	34	82	2.41
Young	SAN	33	74	2.24
Johnson	TUL	34	73	2.15
Catchings	IND	34	70	2.06
Beard	LAS	33	66	2.00
Prince	CHI	26	47	1.81
Bonner	PHO	32	54	1.69
Ajavon	WAS	33	53	1.61
Perkins	SAN	33	53	1.61

BLOCKS PER GAME

PLAYER	TEAM	G	BLK	AVG
Parker	LAS	33	76	2.30
Charles	CON	33	47	1.42
McWilliams-Franklin	MIN	33	46	1.39
Fowles	CHI	25	30	1.20
McCoughtry	ATL	24	27	1.13
Brunson	MIN	31	29	0.94
Thomas	PHO	29	26	0.90
Pierson	NYL	26	23	0.89
Henry	ATL	34	30	0.88
Appel	SAN	33	29	0.88

2012 WNBA INDIVIDUAL LEADERS

SCORING AVERAGE

PLAYER TEAM	G	FG	FT	PTS	AVG
McCoughtry ATL	24	177	132	514	21.4
Bonner PHO	32	212	184	660	20.6
Pondexter NYL	34	249	144	695	20.4
Prince CHI	26	157	98	471	18.1
Charles CON	33	250	93	594	18.0
Toliver LAS	34	197	137	595	17.5
Parker LAS	33	228	98	573	17.4
Catchings IND	34	200	140	590	17.4
Augustus MIN	29	192	52	481	16.6
Douglas IND	32	184	81	529	16.5
Moore MIN	34	199	87	558	16.4
Young SAN	33	212	113	537	16.3
Fowles CHI	25	157	92	406	16.2
Lawson CON	34	169	100	512	15.1
Langhorne WAS	31	190	75	456	14.7
Hammon SAN	33	160	85	485	14.7
Latta TUL	34	175	68	487	14.3
Lyttle ATL	34	199	50	476	14
Harding ATL	34	157	90	418	12.3
Bird SEA	29	133	36	355	12.2

REBOUNDS PER GAME

PLAYER	TEAM	G	OFF	DEF	TOT	AVG
Charles	CON	33	123	222	345	10.5
Fowles	CHI	25	94	166	260	10.4
Parker	LAS	33	83	237	320	9.7
Brunson	MIN	31	108	169	277	8.9
Thomas	PHO	29	93	140	233	8
Lyttle	ATL	34	47	212	259	7.6
Catchings	IND	34	62	196	258	7.6
Ogwumike	LAS	33	98	149	247	7.5
Young	SAN	33	68	170	238	7.2
Bonner	PHO	32	55	175	230	7.2
Johnson	TUL	34	95	137	232	6.8
Appel	SAN	33	62	151	213	6.5
Langhorne	WAS	31	75	119	194	6.3
Moore	MIN	34	71	134	205	6
Wauters	SEA	25	33	113	146	5.8
Cash	CHI	34	55	142	197	5.8
Warley	PHO	28	66	93	159	5.7
Pierson	NYL	26	48	93	141	5.4
Snow	WAS	32	59	114	173	5.4
McWilliams-Franklin	MIN	33	55	122	177	5.4

MINUTES PER GAME

PLAYER TEAM	G	MIN	AVG
Bonner PHO	32	1,119	35.0
Pondexter NYL	34	1,161	34.2
Charles CON	33	1,095	33.2
Langhorne WAS	31	998	32.2
Young SAN	33	1,048	31.8
Prahalis PHO	28	885	31.6
Lyttle ATL	34	1,074	31.6
Toliver LAS	34	1,070	31.5
Lawson CON	34	1,066	31.4
Fowles CHI	25	778	31.1

3-POINT FIELD GOAL PCT.

PLAYER TEAM	3P	ATT	PCT
Johnson TUL	34	64	0.53
Murphy CHI	45	102	0.441
Phillips IND	28	64	0.44
Augustus MIN	45	103	0.44
Hammon SAN	80	184	0.44
January IND	46	107	0.430
Lawson CON	74	172	0.430
Thompson SEA	41	96	0.43
Toliver LAS	64	151	0.42
Douglas IND	80	189	0.42

FREE THROW PCT.

PLAYER TEAM	FT	ATT	PCT
Lawson CON	100	107	0.94
Toliver LAS	137	152	0.9
Prince CHI	98	109	0.9
Moore MIN	87	99	0.88
Hammon SAN	85	97	0.88
January IND	76	87	0.87
Prahalis PHO	59	68	0.87
Pondexter NYL	144	166	0.87
Catchings IND	140	162	0.86
Wright SEA	67	78	0.86

2012 WNBA TEAM/OPPONENT STATS

WNBA TEAM STATS

TEAM	G	MIN	FGM-A	3PM-A	FTM-A	OFF	DEF	TOT	AST	STL	BLK	TO	PF	PTS
Atlanta	34	6925	1004-2315	144-487	520-704	349	834	1183	613	333	159	559	589	2672
Chicago	34	6950	957-2221	209-615	435-596	364	824	1188	553	297	129	605	664	2558
Connecticut	34	6900	1013-2350	199-559	549-664	351	819	1170	580	271	107	493	540	2774
Indiana	34	6850	930-2226	270-675	533-655	338	757	1095	563	324	146	464	570	2663
New York	34	6800	968-2280	204-575	344-455	341	794	1135	532	252	142	555	574	2484
Washington	34	6825	882-2140	144-478	423-588	340	721	1061	530	293	118	571	628	2331
Los Angeles	34	6825	1059-2312	194-540	545-687	382	872	1254	604	303	179	550	621	2857
Minnesota	34	6875	1100-2326	226-565	497-658	380	905	1285	706	260	159	517	602	2923
Phoenix	34	6850	920-2395	193-655	500-657	417	855	1272	465	243	129	561	696	2533
San Antonio	34	6850	1024-2301	253-675	489-631	325	803	1128	642	302	116	444	531	2790
Seattle	34	6825	870-2006	238-679	444-591	228	855	1083	577	205	101	578	602	2422
Tulsa	34	6875	932-2302	271-714	491-677	331	671	1002	521	329	94	501	649	2626

WNBA OPPONENT STATS

TEAM	G	MIN	FGM-A	3PM-A	FTM-A	OFF	DEF	TOT	AST	STL	BLK	TO	PF	PTS
ATLANTA	34	6925	947-2282	205-571	477-616	343	831	1174	573	313	123	600	654	2576
CHICAGO	34	6950	922-2147	195-551	527-690	276	746	1022	570	301	154	538	571	2566
CONNECTICUT	34	6900	1008-2344	211-617	404-542	348	853	1201	593	283	110	545	635	2631
INDIANA	34	6850	925-2154	178-537	431-576	356	813	1169	485	242	168	592	644	2459
NEW YORK	34	6800	972-2264	209-616	472-632	367	801	1168	567	295	127	491	515	2625
WASHINGTON	34	6825	981-2132	170-462	529-677	325	782	1107	602	301	128	530	542	2661
LOS ANGELES	34	6825	992-2385	208-645	469-641	382	759	1141	589	302	104	536	606	2661
MINNESOTA	34	6875	947-2328	222-678	474-626	340	712	1052	530	267	105	493	656	2590
PHOENIX	34	6850	1063-2434	259-670	564-735	367	862	1229	633	296	165	455	591	2949
SAN ANTONIO	34	6850	978-2263	236-615	424-545	340	847	1187	565	240	118	532	609	2616
SEATTLE	34	6825	877-2244	212-620	470-615	360	785	1145	511	307	123	462	592	2436
TULSA	34	6875	1047-2197	240-635	529-668	342	919	1261	668	265	154	624	651	2863

2012 WNBA TEAM/OPPONENT STATS/GAME

WNBA TEAM STATS/GAME

TEAM	G	GS	MPG	FG%	3PT%	FT%	OFF	DEF	TOT	APG	SPG	BPG	TO	PF	PPG
Atlanta	34	0	203.68	0.434	0.296	0.739	10.2	24.6	34.8	18.0	9.8	4.7	15.6	17.3	78.6
Chicago	34	0	204.41	0.431	0.340	0.730	10.7	24.2	34.9	16.3	8.7	3.8	16.7	19.5	75.2
Connecticut	34	0	202.94	0.43	0.36	0.83	10.3	24.1	34.4	17.1	8.0	3.1	13.8	15.9	81.6
Indiana	34	0	201.47	0.42	0.400	0.81	9.9	22.3	32.2	16.6	9.5	4.3	12.5	16.8	78.3
New York	34	0	200.0	0.43	0.36	0.76	10.0	23.4	33.4	15.6	7.4	4.2	15.6	16.9	73.1
Washington	34	0	200.74	0.41	0.3	0.72	10.0	21.2	31.2	15.6	8.6	3.5	15.5	18.5	68.6
Los Angeles	34	0	200.74	0.46	0.36	0.79	11.2	25.6	36.9	17.8	8.9	5.3	15.6	18.3	84.0
Minnesota	34	0	202.21	0.47	0.400	0.76	11.2	26.6	37.8	20.8	7.6	4.7	14.5	17.7	86.0
Phoenix	34	0	201.47	0.38	0.3	0.76	12.3	25.1	37.4	13.7	7.1	3.8	15.8	20.5	74.5
San Antonio	34	0	201.47	0.45	0.38	0.78	9.6	23.6	33.2	18.9	8.9	3.4	12.1	15.6	82.1
Seattle	34	0	200.74	0.43	0.35	0.75	6.7	25.1	31.9	17.0	6.0	3.0	15.8	17.7	71.2
Tulsa	34	0	202.21	0.41	0.380	0.73	9.7	19.7	29.5	15.3	9.7	2.8	13.7	19.1	77.2

WNBA OPPONENT STATS/GAME

TEAM	G	GS	MPG	FG%	3PT%	FT%	OFF	DEF	TOT	APG	SPG	BPG	TO	PF	PPG
ATLANTA	34	0	203.68	0.42	0.36	0.77	10.1	24.4	34.5	16.9	9.2	3.6	17.65	19.24	75.8
CHICAGO	34	0	204.41	0.43	0.35	0.76	8.1	21.9	30.1	16.8	8.9	4.5	15.82	16.79	75.5
CONNECTICUT	34	0	202.94	0.430	0.34	0.75	10.2	25.1	35.3	17.4	8.3	3.2	16.0	18.68	77.4
INDIANA	34	0	201.47	0.43	0.33	0.75	10.5	23.9	34.4	14.3	7.1	4.9	17.41	18.94	72.3
NEW YORK	34	0	200.0	0.43	0.34	0.75	10.8	23.6	34.4	16.7	8.7	3.7	14.44	15.15	77.2
WASHINGTON	34	0	200.74	0.460	0.37	0.78	9.6	23.0	32.6	17.7	8.9	3.8	15.59	15.94	78.3
LOS ANGELES	34	0	200.74	0.42	0.32	0.73	11.2	22.3	33.6	17.3	8.9	3.1	15.76	17.82	78.3
MINNESOTA	34	0	202.21	0.41	0.33	0.76	10.0	20.9	30.9	15.6	7.9	3.1	14.5	19.29	76.2
PHOENIX	34	0	201.47	0.44	0.39	0.77	10.8	25.4	36.1	18.6	8.7	4.9	13.38	17.38	86.7
SAN ANTONIO	34	0	201.47	0.43	0.38	0.78	10.0	24.9	34.9	16.6	7.1	3.5	15.65	17.91	76.9
SEATTLE	34	0	200.74	0.39	0.34	0.76	10.6	23.1	33.7	15.0	9.0	3.6	13.59	17.41	71.6
TULSA	34	0	202.21	0.48	0.38	0.79	14.3	27.0	37.1	19.6	7.8	4.5	18.35	19.15	84.2

2012 WNBA PLAYOFFS

WESTERN CONFERENCE SEMI FINALS

Minnesota defeated Seattle 2-1

Game 1: Minnesota 78, Seattle 70

Game 2: Seattle 86, Minnesota 79

Game 3: Minnesota 73, Seattle 72

Los Angeles defeated San Antonio 2-0

Game 1: Los Angeles 93, San Antonio 86

Game 2: Los Angeles 101, San Antonio 94

EASTERN CONFERENCE SEMI FINALS

Indiana defeated Atlanta 2-1

Game 1: Atlanta 75, Indiana 66

Game 2: Indiana 103, Atlanta 88

Game 3: Indiana 75, Atlanta 64

Connecticut defeated New York 2-0

Game 1: Connecticut 65, New York 60

Game 2: Connecticut 75, New York 62

WESTERN CONFERENCE FINALS

Minnesota defeated Los Angeles 2-0

Game 1: Minnesota 94, Los Angeles 77

Game 2: Minnesota 80, Los Angeles 79

EASTERN CONFERENCE FINALS

Indiana defeated Connecticut 2-1

Game 1: Connecticut 76, Indiana 64

Game 2: Indiana 78, Connecticut 76

Game 3: Indiana 87, Connecticut 71

WNBA FINALS

Indiana defeated Minnesota 3-1

Game 1: Indiana 76, Minnesota 70

Game 2: Minnesota 83, Indiana 71

Game 3: Indiana 76, Minnesota 59

Game 4: Indiana 87, Minnesota 78

2013 OPPONENTS

**ATLANTA CONNECTICUT INDIANA LOS ANGELES MINNESOTA NEW YORK
PHOENIX SAN ANTONIO SEATTLE TULSA WASHINGTON**

ATLANTA DREAM



SKY VS. ATLANTA: 2012 SEASON SERIES (2-3)

PLAYER	G	GS	MIN	FIELD GOALS			3-POINT FG		FREE THROWS			REBOUNDS			TOT	AST
				FG	FGA	PCT	FG	FGA	PCT	FT	FTA	PCT	OFF	DEF		
Fowles	4	4	133	23	31	0.742	0	0	---	30	35	0.857	16	27	43	3
Prince	4	4	110	22	50	0.440	9	19	0.474	10	14	0.714	4	11	15	13
Murphy	5	0	97	15	40	0.375	8	18	0.444	5	6	0.833	3	9	12	2
Cash	5	5	132	15	48	0.313	2	14	0.143	10	12	0.833	5	16	21	9
Vandersloot	4	119	13	35	0.371	3	4	0.750	6	10	0.600	0	7	7	18	11
Willingham	5	0	89	11	20	0.550	7	14	0.500	1	1	1.000	4	10	14	6
Young	5	4	124	11	43	0.256	0	0	---	7	8	0.875	6	12	18	1
Petrovic	5	0	67	11	20	0.550	4	8	0.500	1	2	0.500	2	4	6	9
Swords	5	1	52	11	17	0.647	0	0	---	0	0	---	8	7	15	1
Penicheiro	4	1	61	4	11	0.364	1	3	0.333	2	4	0.500	0	4	4	8
Riley	5	2	42	0	6	0	0	1	0	0	0	---	2	6	8	4
SKY	5	-	1025	136	321	0.424	34	81	0.420	72	92	0.783	50	113	163	74
DREAM	5	-	1025	148	321	0.461	21	70	0.300	83	103	0.806	31	107	138	100

ATLANTA VS. SKY: 2012 SEASON SERIES (3-2)

PLAYER	G	GS	MIN	FIELD GOALS			3-POINT FG		FREE THROWS			REBOUNDS			TOT	AST
				FG	FGA	PCT	FG	FGA	PCT	FT	FTA	PCT	OFF	DEF		
McCoughtry	4	4	142	31	73	0.43	7	18	0.389	31	32	0.969	6	14	20	13
Lyttle	5	5	169	34	74	0.46	3	21	0.143	11	12	0.917	6	22	28	18
Harding	5	5	156	23	50	0.460	1	8	0.125	19	21	0.905	1	14	15	22
Price	5	5	119	20	30	0.667	0	0	---	9	16	0.563	3	9	12	12
de Souza	3	3	86	14	32	0.438	0	0	---	1	2	0.500	8	13	21	5
Koehn	1	0	17	3	7	0.429	3	7	0.429	0	0	---	0	0	0	1
Hayes	5	1	102	10	17	0.588	2	4	0.500	7	12	0.583	2	3	5	12
Kraayeveld	5	0	66	5	12	0.417	5	9	0.556	0	0	---	2	12	14	2
Henry	5	1	83	5	12	0.417	0	0	---	3	6	0.500	3	11	14	2
Swanier	5	0	53	2	8	0.250	0	3	0	2	2	1.000	0	6	6	13
Leuchanka	2	1	32	1	6	0.17	0	0	---	0	0	---	0	3	3	0
DREAM	5	-	1025	148	321	0.46	21	70	0.300	83	103	0.806	31	107	138	100
SKY	5	-	1025	136	321	0.42	34	81	0.420	72	92	0.783	50	113	163	74

ATLANTA DREAM

ATLANTA DREAM

225 Peachtree Street NW
 Peachtree Center, Suite 2400
 Atlanta, GA 30303
 Tel: (877) 977-7729
 Fax: (678) 510-7489

GENERAL INFORMATION

Conference: Eastern
 Arena: Philips Arena (10,160)
 TV: FOX Sports South and SportSouth
 Team Mascot: Star
 Team Colors: Dream blue and red
 Website: www.AtlantaDream.net
 Facebook: www.facebook.com/AtlantaDream
 Twitter: @AtlantaDream



PF	DQ	STL	TO	BLK	PTS	AVG
8	0	8	10	7	76	19.0
9	0	8	11	1	63	15.8
10	0	7	3	2	43	8.6
14	0	4	11	0	42	8.4
0	2	13	0	35	7.0	
4	0	3	8	0	30	6.0
17	2	5	12	1	29	5.8
9	0	1	5	1	27	5.4
6	0	2	2	2	22	4.4
2	0	3	11	0	11	2.8
8	0	1	4	1	0	0
98	2	44	92	15	378	75.6
84	1	43	73	20	400	80.0

DIRECTORY

Owner:	Dream Too LLC*
President & COO:	Pete Canalichio
Head Coach & General Manager:	Fred Williams
Assistant Coach:	Joe Ciampi
Assistant Coach:	Julie Plank
Director of Basketball Operations:	Sue Panek
Athletic Trainer:	Kim Moseley
Director of Community & Public Relations:	Sprague Paynter
Director of Broadcasting & New Media:	Tonya Alleyne

*Dream Too LLC: Mary Brock & Kelly Loeffler

PF	DQ	STL	TO	BLK	PTS	AVG
6	0	11	19	5	100	25.0
14	0	16	12	2	82	16.4
8	0	5	9	0	66	13.2
9	0	4	8	1	49	9.8
15	1	4	5	4	29	9.7
0	0	0	0	0	9	9.0
12	0	1	9	2	29	5.8
1	0	0	1	2	15	3.0
12	0	0	1	4	13	2.6
3	0	1	4	0	6	1.2
4	0	1	2	0	2	1.0
84	1	43	73	20	400	80.0
98	2	44	92	15	378	75.6

2013 VS. ATLANTA DREAM

Saturday June 16	Chicago @ Atlanta 2:00 PM
Saturday August 24	Chicago @ Atlanta 6:00 PM
Saturday August 31	Chicago vs. Atlanta 7:00 PM
Friday September 13	Chicago @ Atlanta 7:30 PM

CONNECTICUT SUN



SKY VS. CONNECTICUT: 2012 SEASON SERIES (1-3)

PLAYER	G	GS	MIN	FIELD GOALS			3-POINT FG		FREE THROWS			REBOUNDS			TOT	AST
				FG	FGA	PCT	FG	FGA	PCT	FT	FTA	PCT	OFF	DEF		
Fowles	1	1	35	9	12	0.750	0	0	---	2	3	0.667	2	8	10	3
Vandersloot	4	2	131	25	53	0.472	5	14	0.357	5	6	0.833	2	8	10	30
Prince	3	3	88	13	35	0.371	5	17	0.294	8	8	1.000	0	6	6	9
Cash	4	4	111	17	43	0.395	4	15	0.267	12	16	0.750	7	23	30	7
Murphy	4	2	88	13	32	0.406	6	19	0.316	4	5	0.800	4	9	13	4
Swords	4	3	81	15	25	0.600	0	0	---	2	2	1.000	8	12	20	2
Young	3	2	69	10	18	0.556	0	0	---	1	2	0.500	4	4	8	6
Petrovic	4	0	85	11	29	0.379	4	16	0.250	1	2	0.500	6	13	19	3
Riley	4	1	56	5	13	0.385	0	2	0	2	2	1.000	3	12	15	5
Willingham	4	0	52	3	15	0.200	1	11	0.091	0	0	---	4	5	9	1
Penicheiro	3	2	29	1	4	0.250	1	4	0.250	2	2	1.000	1	5	6	2
SKY	4	-	825	122	279	0.437	26	98	0.265	39	48	0.813	41	105	146	72
SUN	4	-	825	110	268	0.410	25	73	0.342	70	85	0.824	39	93	132	72

CONNECTICUT VS. SKY: 2012 SEASON SERIES (3-1)

PLAYER	G	GS	MIN	FIELD GOALS			3-POINT FG		FREE THROWS			REBOUNDS			TOT	AST
				FG	FGA	PCT	FG	FGA	PCT	FT	FTA	PCT	OFF	DEF		
Charles	4	4	141	37	65	0.569	0	0	---	14	17	0.824	16	25	41	6
Montgomery	4	0	103	14	41	0.341	9	21	0.429	15	16	0.938	0	4	4	11
Lawson	4	4	132	15	38	0.395	6	21	0.286	12	13	0.923	0	13	13	24
Mims	4	2	73	10	23	0.435	0	0	---	11	13	0.846	7	10	17	3
Hightower	4	4	103	12	29	0.414	3	9	0.333	1	1	1.000	4	11	15	16
Griffin	4	2	88	7	22	0.318	2	4	0.500	8	11	0.727	8	14	22	2
White	4	0	68	7	25	0.280	3	11	0.273	2	2	1.000	2	6	8	2
McCray	3	0	47	4	13	0.308	2	4	0.500	4	6	0.667	1	9	10	3
Moore	2	0	12	2	2	1.000	0	0	---	1	2	0.500	0	0	0	0
Greene	4	4	59	2	10	0.200	0	3	0	2	4	0.500	1	1	2	5
SUN	4	-	825	110	268	0.410	25	73	0.342	70	85	0.824	39	93	132	72
SKY	4	-	825	122	279	0.437	26	98	0.265	39	48	0.813	41	105	146	72

CONNECTICUT SUN

CONNECTICUT SUN GENERAL INFORMATION

One Mohegan Sun Boulevard
 Uncasville, CT 06382
 Tel: (860) 862-4000
 Fax: (860) 862-4010

Team Colors: White, Red, Orange
 Arena: Mohegan Sun Arena (9,518)
 TV: TBD
 Website: www.ConnecticutSun.com



PF	DQ	STL	TO	BLK	PTS	AVG
3	0	0	4	1	20	20.0
11	0	8	19	0	60	15.0
6	0	2	3	1	39	13.0
8	0	6	11	0	50	12.5
4	0	4	4	0	36	9.0
13	0	4	4	3	32	8.0
7	0	5	5	0	21	7.0
8	0	4	6	2	27	6.8
9	0	3	1	3	12	3.0
5	0	2	3	0	7	1.8
0	0	0	2	0	5	1.7
74	0	38	69	10	309	77.3
52	0	34	61	11	315	78.8

DIRECTORY

Chief Executive Officer:	Mitchell Etes
Vice President & General Manager:	Chris Sienko
Head Coach:	Anne Bonan
Assistant Coach:	Jennifer Gillom
Media Relations Manager:	Bill Tavares

2013 VS. CONNECTICUT SUN

Friday May 31	Chicago vs. Connecticut 7:30 PM
Friday July 12	Chicago @ Connecticut 6:00 PM
Friday August 9	Chicago @ Connecticut 6:00 PM
Sunday August 18	Chicago vs. Connecticut 5:00 PM

PF	DQ	STL	TO	BLK	PTS	AVG
9	0	0	10	8	88	22.0
6	0	2	9	0	52	13.0
6	0	7	12	0	48	12.0
2	0	6	3	1	31	7.8
7	0	8	5	0	28	7.0
8	0	3	6	0	24	6.0
8	0	4	9	2	19	4.8
1	0	1	1	0	14	4.7
3	0	0	1	0	5	2.5
2	0	3	0	0	6	1.5
52	0	34	61	11	315	78.8
74	0	38	69	10	309	77.3

INDIANA FEVER



SKY VS. INDIANA: 2012 SEASON SERIES (5-0)

PLAYER	G	GS	MIN	FIELD GOALS			3-POINT FG		FREE THROWS			REBOUNDS			TOT	AST
				FG	FGA	PCT	FG	FGA	PCT	FT	FTA	PCT	OFF	DEF		
Fowles	5	5	152	37	51	0.725	0	0	---	18	32	0.563	13	30	43	7
Prince	3	3	71	18	37	0.486	4	11	0.364	6	6	1.000	5	6	11	4
Cash	5	5	157	20	55	0.364	3	16	0.188	15	18	0.833	8	12	20	14
Murphy	4	0	72	11	23	0.478	5	9	0.556	7	8	0.875	6	5	11	4
Young	5	4	115	14	39	0.359	0	0	---	6	12	0.500	6	12	18	6
Vandersloot	5	4	130	13	31	0.419	5	12	0.417	0	2	0	2	10	12	21
Willingham	4	0	100	8	19	0.421	4	11	0.364	2	4	0.500	3	8	11	4
Swords	4	0	34	5	11	0.455	0	0	---	7	9	0.778	7	5	12	0
Petrovic	4	1	76	5	19	0.263	2	8	0.250	4	4	1.000	0	14	14	5
Riley	5	2	71	4	15	0.267	1	3	0.333	0	2	0	2	12	14	2
Penicheiro	3	1	48	2	5	0.400	1	3	0.333	0	2	0	0	5	5	8
SKY	5	-	1025	137	305	0.449	25	73	0.342	65	99	0.657	52	119	171	75
FEVER	5	-	1025	141	309	0.456	37	90	0.411	98	125	0.784	36	104	140	85

INDIANA VS. SKY: 2012 SEASON SERIES (0-5)

PLAYER	G	GS	MIN	FIELD GOALS			3-POINT FG		FREE THROWS			REBOUNDS			TOT	AST
				FG	FGA	PCT	FG	FGA	PCT	FT	FTA	PCT	OFF	DEF		
Catchings	5	5	156	24	70	0.343	7	23	0.304	31	37	0.84	6	28	34	22
Douglas	5	5	151	23	56	0.411	7	20	0.350	19	22	0.86	2	12	14	17
January	5	4	139	16	41	0.390	5	14	0.357	20	21	0.95	2	4	6	15
Zellous	5	5	141	19	38	0.500	5	13	0.385	10	13	0.77	7	12	19	11
Davenport	5	0	97	21	29	0.724	0	0	---	6	10	0.600	0	16	16	1
Pohlen	5	0	89	11	19	0.579	9	15	0.600	0	0	---	1	8	9	4
Sutton-Brown	5	5	92	11	19	0.579	0	0	---	6	9	0.67	6	10	16	4
Christmas	2	0	18	4	6	0.667	3	3	1.000	0	0	---	0	0	0	1
Phillips	3	1	58	2	10	0.200	1	1	1.000	5	6	0.83	3	6	9	8
Larkins	5	0	62	7	14	0.500	0	0	---	0	1	0	8	7	15	0
Hodges	2	0	16	1	4	0.250	0	1	0	1	3	0.33	0	1	1	1
Goodlett	3	0	8	2	3	0.667	0	0	---	0	3	0	1	0	1	1
FEVER	5	-	1025	141	309	0.456	37	90	0.411	98	125	0.78	36	104	140	85
SKY	5	-	1025	137	305	0.449	25	73	0.342	65	99	0.66	52	119	171	75

INDIANA FEVER

INDIANA FEVER

125 S. Pennsylvania St.
Indianapolis, Ind. 46204
Tel: (317) 917-2500
Fax: (312) 917-2799

GENERAL INFORMATION

Conference: Eastern
Team Colors: Blue, Red, Gold
Arena: Bankers Life Field House (9,643)
Radio: 1070 The Fan
TV: Fox Sports Indiana
Website: www.FeverBasketball.com



PF	DQ	STL	TO	BLK	PTS	AVG
11	0	6	14	5	92	18.4
3	0	5	4	1	46	15.3
16	0	4	15	3	58	11.6
10	0	3	4	1	34	8.5
14	0	3	7	1	34	6.8
19	1	4	25	4	31	6.2
12	0	2	10	1	22	5.5
10	0	1	4	2	17	4.3
5	0	2	7	4	16	4.0
13	1	3	3	2	9	1.8
1	0	1	9	3	5	1.7
114	2	34	108	27	364	72.8
91	1	59	63	28	417	83.4

DIRECTORY

Owner, Chairman:	Herbert Simon
Chief Operating Officer/GM:	Rick Fuson
Head Coach:	Lin Dunn
Assistant Coaches:	Stephanie White
Head Athletic Trainer:	Todd Champlin
Operations Coordinator:	Ashley Floyd
Equipment Manager:	Brittany Hollingsworth
Director of Media Relations:	Kevin Messenger

PF	DQ	STL	TO	BLK	PTS	AVG
13	0	19	10	6	86	17.2
8	0	9	9	2	72	14.4
15	1	10	11	0	57	11.4
17	0	4	4	3	53	10.6
11	0	3	8	5	48	9.6
6	0	1	7	2	31	6.2
7	0	5	4	7	28	5.6
3	0	0	0	0	11	5.5
3	0	3	4	0	10	3.3
5	0	4	2	2	14	2.8
0	0	0	0	1	3	1.5
3	0	1	1	0	4	1.3
91	1	59	63	28	417	83.4
114	2	34	108	27	364	72.8

2013 VS. INDIANA FEVER

Saturday June 22	Chicago @ Indiana 6:00 PM
Saturday August 3	Chicago @ Indiana 6:00 PM
Tuesday August 6	Chicago vs. Indiana 7:00 PM
Friday September 6	Chicago vs. Indiana 7:30 PM

LOS ANGELES SPARKS



SKY VS. LOS ANGELES: 2012 SEASON SERIES (1-1)

PLAYER	G	GS	MIN	FIELD GOALS			3-POINT FG		FREE THROWS			REBOUNDS			TOT	AST
				FG	FGA	PCT	FG	FGA	PCT	FT	FTA	PCT	OFF	DEF		
Cash	2	2	71	12	25	0.480	6	13	0.46	6	6	1.000	5	10	15	8
Prince	2	2	68	13	31	0.419	4	11	0.36	6	6	1.000	0	5	5	11
Fowles	1	1	35	7	9	0.778	0	0	---	0	0	---	5	4	9	0
Vandersloot	2	2	51	7	14	0.500	1	4	0.250	8	10	0.800	0	3	3	16
Young	2	2	55	10	19	0.526	0	0	---	3	6	0.500	2	4	6	3
Murphy	2	0	40	6	17	0.353	2	8	0.250	2	3	0.667	3	6	9	0
Riley	1	0	20	3	5	0.600	0	0	---	0	0	---	1	1	2	3
Swords	2	1	17	2	2	1.000	0	0	---	0	1	0	0	1	1	0
Petrovic	2	0	15	0	7	0	0	3	0	2	2	1.000	1	1	2	1
Willingham	2	0	27	1	4	0.250	0	2	0	0	0	---	2	4	6	3
SKY	2	-	400	61	133	0.459	13	41	0.32	27	34	0.794	19	39	58	45
SPARKS	2	-	400	56	119	0.471	8	26	0.31	40	44	0.909	18	45	63	33

LOS ANGELES VS. SKY: 2012 SEASON SERIES (1-1)

PLAYER	G	GS	MIN	FIELD GOALS			3-POINT FG		FREE THROWS			REBOUNDS			TOT	AST
				FG	FGA	PCT	FG	FGA	PCT	FT	FTA	PCT	OFF	DEF		
Ogumike	2	2	68	13	26	0.500	0	1	0	15	17	0.882	4	12	16	7
Beard	2	2	64	10	19	0.526	3	4	0.750	6	6	1.000	0	3	3	4
Milton-Jones	2	2	63	10	21	0.476	2	7	0.29	4	4	1.000	4	5	9	8
Parker	2	2	66	10	25	0.400	1	6	0.17	5	6	0.833	3	11	14	8
Toliver	2	2	66	9	16	0.563	1	3	0.33	6	7	0.857	1	4	5	3
Lavender	2	0	17	2	3	0.667	0	0	---	2	2	1.000	3	3	6	1
O'Hea	2	0	24	1	3	0.333	1	2	0.500	0	0	---	0	3	3	2
Coleman	2	0	13	1	3	0.333	0	2	0	0	0	---	0	2	2	0
Hoffman	2	0	18	0	2	0	0	1	0	2	2	1.000	3	2	5	0
Riley	1	0	7	0	2	0	0	1	0	0	0	---	0	1	1	1
Sykes	1	0	1	0	1	0	0	0	---	0	0	---	0	0	0	0
SPARKS	2	-	400	56	119	0.471	8	26	0.31	40	44	0.909	18	45	63	33
SKY	2	-	400	61	133	0.459	13	41	0.32	27	34	0.794	19	39	58	45

LOS ANGELES SPARKS

LOS ANGELES SPARKS

865 S. Figueroa Street, Suite 104
 Los Angeles, CA 90017
 Tel: (213) 929-1300
 Fax: (213) 929-1325

GENERAL INFORMATION

Team Colors: Purple, Yellow, Teal
 Arena: Staples Center
 TV: KDOC and Time Warner Cable SoCal 101
 Website: www.LASparks.com



PF	DQ	STL	TO	BLK	PTS	AVG
5	0	2	8	1	36	18.0
8	0	4	8	2	36	18.0
3	0	2	2	0	14	14.0
7	0	2	4	0	23	11.5
4	0	3	0	1	23	11.5
1	0	1	1	0	16	8.0
3	0	0	1	0	6	6.0
2	0	0	0	0	4	2.0
2	0	0	1	0	2	1.0
4	0	2	3	0	2	1.0
39	0	16	28	4	162	81.0
32	1	16	35	8	160	80.0

DIRECTORY

CEO: Paula Williams
 President: Vincent Malcolm
 Vice President / General Manager: Penny Toler
 Vice President, Marketing Partnerships:
 Head Coach: Carol Ross
 Assistant Coach: Jim Lewis
 Athletic Trainer: Courtney Watson

2013 VS. LOS ANGELES SPARKS

Saturday | June 29 Chicago vs. Los Angeles | 7:00 PM
 Tuesday | August 13 Chicago @ Los Angeles | 9:30 PM

PF	DQ	STL	TO	BLK	PTS	AVG
4	0	2	4	3	41	20.5
1	0	5	8	0	29	14.5
4	0	2	6	1	26	13.0
4	0	4	4	1	26	13.0
8	1	3	9	1	25	12.5
3	0	0	1	2	6	3.0
4	0	0	1	0	3	1.5
2	0	0	0	0	2	1.0
2	0	0	0	0	2	1.0
1	0	0	1	0	0	0
0	0	0	0	0	0	0
32	1	16	35	8	160	80.0
39	0	16	28	4	162	81.0

MINNESOTA LYNX



SKY VS. MINNESOTA: 2012 SEASON SERIES (1-1)

PLAYER	G	GS	MIN	FIELD GOALS			3-POINT FG		FREE THROWS			REBOUNDS			TOT	AST
				FG	FGA	PCT	FG	FGA	PCT	FT	FTA	PCT	OFF	DEF		
Prince	1	1	32	7	15	0.467	2	4	0.500	10	11	0.909	1	3	4	5
Fowles	1	1	37	8	13	0.615	0	0	---	6	9	0.667	6	7	13	0
Petrovic	2	0	44	9	16	0.563	2	4	0.500	2	2	1.000	1	3	4	3
Vandersloot	2	2	64	9	24	0.375	3	9	0.333	1	1	1.000	0	4	4	9
Cash	2	2	67	6	23	0.261	2	7	0.286	2	2	1.000	3	10	13	5
Swords	2	1	23	6	6	1.000	0	0	---	1	2	0.500	5	5	10	1
Young	2	2	44	5	14	0.357	0	0	---	3	5	0.600	3	4	7	4
Murphy	1	0	16	2	4	0.500	1	2	0.500	0	0	---	1	1	2	0
Carter	1	0	9	2	6	0.333	0	2	0	0	0	---	0	0	0	0
Willingham	2	0	31	3	7	0.429	0	3	0	1	2	0.500	2	3	5	1
Riley	2	1	33	0	4	0	0	1	0	0	0	---	1	2	3	3
SKY	2	-	400	57	132	0.432	10	32	0.313	26	34	0.765	23	42	65	31
LYNX	2	-	400	56	120	0.467	15	31	0.484	22	28	0.786	11	44	55	42

MINNESOTA VS. SKY: 2012 SEASON SERIES (1-1)

PLAYER	G	GS	MIN	FIELD GOALS			3-POINT FG		FREE THROWS			REBOUNDS			TOT	AST
				FG	FGA	PCT	FG	FGA	PCT	FT	FTA	PCT	OFF	DEF		
Whalen	2	2	55	11	24	0.458	2	2	1.000	6	6	1.000	2	7	9	13
Moore	2	2	66	11	25	0.440	6	17	0.353	0	0	---	0	6	6	11
Wiggins	2	0	56	7	11	0.636	5	6	0.833	4	4	1.000	1	4	5	6
Augustus	1	1	31	4	9	0.444	1	1	1.000	1	1	1.000	1	4	5	2
Brunson	2	2	58	8	18	0.444	0	0	---	4	8	0.500	3	9	12	1
McWilliams-Franklin	2	2	63	8	15	0.533	0	0	---	2	2	1.000	2	5	7	7
Wright	2	1	34	5	12	0.417	1	3	0.333	2	3	0.667	1	4	5	1
Peters	2	0	22	2	2	1.000	0	0	---	1	2	0.500	1	2	3	0
Harris	2	0	10	0	4	0	0	2	0	2	2	1.000	0	1	1	1
Adair	1	0	1	0	0	---	0	0	---	0	0	---	0	1	1	0
Thorn	2	0	5	0	0	---	0	0	---	0	0	---	0	1	1	0
LYNX	2	-	400	56	120	0.467	15	31	0.484	22	28	0.786	11	44	55	42
SKY	2	-	400	57	132	0.432	10	32	0.313	26	34	0.765	23	42	65	31

MINNESOTA LYNX

MINNESOTA LYNX

600 First Avenue North
 Minneapolis, MN 55403
 Tel: (612) 673-1600
 Fax: (612) 673-8407

GENERAL INFORMATION

Conference: Western
 Mascot: Prowl
 Team Colors: Blue, Green, Silver, Light Blue, Red
 Arena: Target Center (9,181)
 Radio: KLCI 106.1 FM (BOB 106)
 TV: Fox Sports North
 Website: www.lynxbasketball.com



PF	DQ	STL	TO	BLK	PTS	AVG
3	0	1	1	0	26	26.0
4	0	1	3	0	22	22.0
1	0	2	5	1	22	11.0
4	0	7	9	1	22	11.0
5	0	3	6	1	16	8.0
4	0	2	1	1	13	6.5
3	0	1	2	0	13	6.5
1	0	1	3	0	5	5.0
0	0	1	1	0	4	4.0
3	0	1	2	2	7	3.5
5	0	2	3	0	0	0
33	0	22	37	6	150	75.0
33	0	20	38	11	149	74.5

PF	DQ	STL	TO	BLK	PTS	AVG
3	0	1	7	0	30	15.0
7	0	5	4	3	28	14.0
4	0	3	6	0	23	11.5
2	0	1	2	0	10	10.0
5	0	3	0	1	20	10.0
3	0	4	4	5	18	9.0
3	0	2	5	1	13	6.5
4	0	1	7	1	5	2.5
1	0	0	1	0	2	1.0
0	0	0	0	0	0	0
1	0	0	0	0	0	0
33	0	20	38	11	149	74.5
33	0	22	37	6	150	75.0

DIRECTORY

Owner: Glen Taylor
 Chief Executive Officer: Rob Moor
 President: Chris Wright
 Chief Operating Officer: Conrad Smith
 Basketball Operations:
 Executive Vice President: Roger Griffith
 Cheryl Reeve
 Head Coach:
 Assistant Coaches: Jim Petersen, Shelley Patterson
 Manager of Basketball Operations
 and Video; Equipment Manager: Katie Alsdurf
 Head Athletic Trainer: Chuck Barta
 Public Relations Coordinator: Alex King

2013 VS. MINNESOTA LYNX

Sunday | August 11 Chicago vs. Minnesota | 5:00 PM

Saturday | September 14 Chicago @ Minnesota | 7:00 PM

NEW YORK LIBERTY



SKY VS. NEW YORK: 2012 SEASON SERIES (2-2)

PLAYER	G	GS	MIN	FIELD GOALS			3-POINT FG		FREE THROWS			REBOUNDS			TOT	AST
				FG	FGA	PCT	FG	FGA	PCT	FT	FTA	PCT	OFF	DEF		
Prince	3	3	90	21	46	0.457	11	23	0.478	13	14	0.929	2	8	10	6
Young	4	3	118	24	47	0.511	0	0	---	5	8	0.625	9	14	23	11
Fowles	4	4	95	22	36	0.611	0	0	---	6	10	0.600	14	15	29	1
Cash	4	4	113	13	33	0.394	3	9	0.333	6	7	0.857	8	17	25	9
Murphy	3	0	36	6	17	0.353	4	10	0.400	4	8	0.500	2	4	6	0
Vandersloot	4	3	103	10	28	0.357	0	7	0	6	12	0.500	1	13	14	20
Swords	4	0	53	7	12	0.583	0	0	---	2	2	1.000	7	11	18	0
Petrovic	4	0	55	4	19	0.211	1	10	0.100	1	3	0.333	1	8	9	3
Willingham	4	1	68	3	20	0.150	2	11	0.182	0	2	0	8	7	15	3
Riley	4	2	53	3	8	0.375	0	1	0	1	2	0.500	0	6	6	4
Penicheiro	2	0	16	0	1	0	0	1	0	0	0	---	0	2	2	7
SKY	4	-	800	113	267	0.423	21	72	0.292	44	68	0.647	52	105	157	64
LIBERTY	4	-	800	109	261	0.418	24	67	0.358	46	65	0.708	33	85	118	53

NEW YORK VS. SKY: 2012 SEASON SERIES (2-2)

PLAYER	G	GS	MIN	FIELD GOALS			3-POINT FG		FREE THROWS			REBOUNDS			TOT	AST
				FG	FGA	PCT	FG	FGA	PCT	FT	FTA	PCT	OFF	DEF		
Pondexter	4	4	149	30	71	0.423	5	19	0.263	25	28	0.893	5	9	14	18
Pierson	3	3	79	16	33	0.485	0	1	0	6	12	0.500	4	8	12	7
Carson	4	3	121	17	47	0.362	4	11	0.364	4	5	0.800	4	21	25	6
Vaughn	3	2	72	9	20	0.450	0	0	---	4	5	0.800	3	5	8	3
Braxton	4	2	67	12	26	0.462	0	1	0	5	11	0.455	7	17	24	1
Powell	4	2	112	10	15	0.667	8	12	0.667	0	0	---	6	9	15	2
Mitchell	4	3	102	9	28	0.321	6	20	0.300	2	3	0.667	0	7	7	11
Walker	4	1	57	4	9	0.444	0	0	---	0	1	0	3	4	7	1
Montgomery	3	0	24	2	8	0.250	1	3	0.333	0	0	---	1	3	4	3
Cain	2	0	13	0	2	0	0	0	---	0	0	---	0	2	2	1
Miller	1	0	3	0	2	0	0	0	---	0	0	---	0	0	0	0
Redmon	1	0	1	0	0	---	0	0	---	0	0	---	0	0	0	0
LIBERTY	4	-	800	109	261	0.418	24	67	0.358	46	65	0.708	33	85	118	53
SKY	4	-	800	113	267	0.423	21	72	0.292	44	68	0.647	52	105	157	64

NEW YORK LIBERTY

NEW YORK LIBERTY

Madison Square Garden
Two Pennsylvania Plaza, 14th Floor
New York, NY 10121
Tel: (212) 564-9622
Fax: (212) 465-6250

GENERAL INFORMATION

Team Colors: Light Blue, Seafoam Green, Orange,
White & Black
Arena: Prudential Center (18,500)
TV: MSG Network
Website: www.NYLiberty.com



PF	DQ	STL	TO	BLK	PTS	AVG
7	0	5	4	1	66	
13	0	7	6	2	53	
10	0	6	4	4	50	
8	0	5	9	5	35	
6	0	1	3	0	20	
7	0	2	12	2	26	
7	0	0	2	1	16	
4	0	0	3	0	10	
3	0	0	7	0	8	
4	0	3	2	7	7	
1	0	0	5	0	0	
70	0	29	63	22	291	
64	0	36	61	21	288	

DIRECTORY

General Manager, Head Coach: John Whisenant
Assistant General Manager: Jill Culbertson
Assistant Coaches: Monique Ambers, Norm Ellenberger
Head Athletic Trainer: Laura Ramus
Manager, Corporate Communications: Alyson Furch
Vice President, Communication, MSG Sports: Stacey Escudero

PF	DQ	STL	TO	BLK	PTS	AVG
4	0	6	12	3	90	
5	0	2	10	4	38	
8	0	7	5	1	42	
7	0	4	2	2	22	
9	0	1	7	3	29	
5	0	7	3	1	28	
11	0	6	9	2	26	
10	0	2	6	4	8	
4	0	1	1	1	5	
1	0	0	1	0	0	
0	0	0	0	0	0	
0	0	0	0	0	0	
64	0	36	61	21	288	
70	0	29	63	22	291	

2013 VS. NEW YORK LIBERTY

Wednesday June 26	Chicago vs. New York 11:30 AM
Sunday July 7	Chicago @ New York 2:00 PM
Thursday July 18	Chicago @ New York 10:00 AM
Saturday July 20	Chicago vs. New York 7:00 PM
Friday August 23	Chicago vs. New York 7:30 PM

PHOENIX MERCURY



SKY VS. PHOENIX: 2012 SEASON SERIES (1-1)

PLAYER	G	GS	MIN	FIELD GOALS			3-POINT FG		FREE THROWS			REBOUNDS			TOT	AST
				FG	FGA	PCT	FG	FGA	PCT	FT	FTA	PCT	OFF	DEF		
Murphy	2	0	53	14	24	0.58	7	10	0.700	2	2	1.000	2	7	9	6
Prince	1	1	21	7	11	0.64	1	2	0.500	0	0	---	2	1	3	4
Cash	2	2	59	9	22	0.41	2	6	0.333	8	9	0.889	3	10	13	4
Vandersloot	2	2	54	11	21	0.52	3	6	0.500	2	2	1.000	1	2	3	9
Fowles	1	1	37	3	12	0.250	0	0	---	5	6	0.833	2	8	10	1
Petrovic	2	1	41	5	14	0.36	3	5	0.600	5	5	1.000	0	1	1	3
Young	2	2	56	7	15	0.47	0	0	---	2	6	0.333	2	5	7	2
Riley	2	0	27	3	8	0.38	0	3	0	2	2	1.000	0	4	4	3
Willingham	2	0	30	1	7	0.14	0	3	0	3	4	0.750	2	8	10	0
Penicheiro	1	0	16	0	1	0	0	1	0	1	1	1.000	0	1	1	3
Swords	1	1	7	0	3	0	0	0	---	1	4	0.250	2	2	4	0
SKY	2	-	400	60	138	0.44	16	36	0.444	31	41	0.756	16	49	65	35
MERCURY	2	-	400	49	128	0.38	10	29	0.345	31	49	0.633	27	52	79	23

PHOENIX VS. SKY: 2012 SEASON SERIES (1-1)

PLAYER	G	GS	MIN	FIELD GOALS			3-POINT FG		FREE THROWS			REBOUNDS			TOT	AST
				FG	FGA	PCT	FG	FGA	PCT	FT	FTA	PCT	OFF	DEF		
Bonner	1	1	39	9	19	0.47	0	3	0	9	12	0.750	2	5	7	0
Houston	2	2	62	12	23	0.52	4	6	0.667	3	6	0.500	4	5	9	7
Prahalls	1	1	33	5	15	0.33	1	4	0.250	3	3	1.000	2	2	4	4
Warley	1	0	22	5	6	0.83	0	0	---	0	0	---	2	3	5	1
Hornbuckle	2	2	63	6	16	0.38	4	6	0.667	2	2	1.000	0	13	13	3
Gilbreath	1	1	28	2	11	0.18	1	3	0.333	3	4	0.750	4	3	7	0
Thomas	2	2	67	4	11	0.36	0	0	---	7	16	0.438	11	13	24	4
Kizer	1	0	27	2	6	0.33	0	1	0	2	2	1.000	2	2	4	0
Sanford	1	1	21	2	6	0.33	0	1	0	2	4	0.500	0	3	3	0
Simon	1	0	26	2	13	0.15	0	4	0	0	0	---	0	2	2	2
Gray-Lawson	1	0	6	0	0	---	0	0	---	0	0	---	0	0	0	1
Riley	1	0	7	0	2	0	0	1	0	0	0	---	0	1	1	1
MERCURY	2	-	400	49	128	0.38	10	29	0.345	31	49	0.633	27	52	79	23
SKY	2	-	400	60	138	0.44	16	36	0.444	31	41	0.756	16	49	65	35

PHOENIX MERCURY

PHOENIX MERCURY GENERAL INFORMATION

201 E. Jefferson St.
Phoenix, AZ 85004
Tel: (602) 514-8333
Fax: (602) 379-7540

Team Colors: Orange, Purple, and Gray
Arena: U.S. Airways Center (10,200)
TV: Fox Sports Arizona
Website: www.PhoenixMercury.com



PF	DQ	STL	TO	BLK	PTS	AVG
2	0	6	2	1	37	18.5
1	0	1	1	0	15	15.0
4	0	2	4	2	28	14.0
4	0	2	4	0	27	13.5
2	0	1	0	0	11	11.0
7	0	3	3	3	18	9.0
8	0	2	4	0	16	8.0
5	0	4	0	0	8	4.0
4	0	2	2	0	5	2.5
2	0	0	1	0	1	1.0
3	0	0	0	0	1	1.0
42	0	23	23	6	167	83.5
42	0	10	37	9	139	69.5

DIRECTORY

Managing Partner:	Robert Sarver
Executive VP, Finance/Administration:	Jim Pitman
President and COO:	Amber Cox
General Manager and Head Coach:	Corey Gaines
Assistant Coach:	Julie Hairgrove
Assistant Coach:	Earl Cureton
Head Athletic Trainer:	Tamara Poole
Public/Community Relations Director:	Lesley Factor
Basketball Communications Manager:	Bret Burchard
Strength and Conditioning Coach:	Pro Advantage Training

PF	DQ	STL	TO	BLK	PTS	AVG
1	0	2	1	3	27	27.0
7	0	1	7	0	31	15.5
3	0	1	5	0	14	14.0
5	0	0	2	0	10	10.0
7	0	5	7	4	18	9.0
1	0	0	2	1	8	8.0
6	0	0	5	1	15	7.5
3	0	0	0	0	6	6.0
5	0	0	3	0	6	6.0
2	0	1	2	0	4	4.0
1	0	0	1	0	0	0
1	0	0	1	0	0	0
42	0	10	37	9	139	69.5
42	0	23	23	6	167	83.5

2013 VS. PHOENIX MERCURY

Monday May 27	Chicago @ Phoenix 4:00 PM
Wednesday September 11	Chicago vs. Phoenix 7:00 PM

SAN ANTONIO SILVER STARS



SKY VS. SAN ANTONIO: 2012 SEASON SERIES (1-1)

PLAYER	G	GS	MIN	FIELD GOALS			3-POINT FG		FREE THROWS			REBOUNDS			TOT	AST
				FG	FGA	PCT	FG	FGA	PCT	FT	FTA	PCT	OFF	DEF		
Prince	1	1	37	6	14	0.429	2	6	0.333	8	9	0.889	2	4	6	1
Fowles	2	2	63	12	22	0.545	0	0	---	5	9	0.556	8	11	19	3
Young	2	1	45	11	22	0.500	0	1	0	4	5	0.800	2	7	9	2
Cash	2	2	63	7	19	0.368	3	6	0.500	3	4	0.750	2	8	10	2
Murphy	2	0	35	8	17	0.471	4	6	0.667	0	0	---	1	4	5	2
Riley	2	2	46	6	6	1.000	2	2	1.000	2	2	1.000	3	7	10	3
Vandersloot	2	2	49	2	10	0.200	1	5	0.200	0	0	---	0	4	4	9
Penicheiro	1	0	16	1	3	0.333	0	2	0	0	0	---	1	1	2	3
Petrovic	1	0	7	1	4	0.250	0	1	0	0	0	---	0	4	4	1
Willingham	2	0	36	1	7	0.143	1	3	0.333	0	0	---	0	4	4	4
Swords	1	0	4	0	1	0	0	0	---	0	0	---	1	1	2	1
SKY	2	-	400	55	125	0.440	13	32	0.406	22	29	0.759	20	55	75	31
SILVER STARS	2	-	400	53	132	0.402	12	37	0.324	22	32	0.688	17	36	53	34

SAN ANTONIO VS. SKY: 2012 SEASON SERIES (1-1)

PLAYER	G	GS	MIN	FIELD GOALS			3-POINT FG		FREE THROWS			REBOUNDS			TOT	AST
				FG	FGA	PCT	FG	FGA	PCT	FT	FTA	PCT	OFF	DEF		
D. Robinson	2	2	62	11	20	0.550	0	0	---	7	9	0.778	2	3	5	6
Hammon	2	2	59	10	17	0.588	5	8	0.625	3	4	0.750	0	2	2	12
Young	2	2	62	11	22	0.500	0	0	---	3	3	1.000	0	6	6	3
Perkins	2	0	42	7	19	0.368	3	8	0.375	2	4	0.500	1	6	7	3
Adams	2	1	41	5	20	0.250	0	5	0	3	5	0.600	5	5	10	0
Johnson	2	1	38	4	14	0.286	3	6	0.500	2	2	1.000	1	5	6	4
Morrison	2	0	15	3	5	0.600	1	1	1.000	0	0	---	0	1	1	0
Appel	2	1	37	1	2	0.500	0	0	---	2	3	0.667	6	5	11	1
Christon	2	1	33	1	13	0.077	0	9	0	0	2	0	2	2	4	5
Bevilaqua	2	0	11	0	0	---	0	0	---	0	0	---	0	1	1	0
SILVER STARS	2	-	400	53	132	0.402	12	37	0.324	22	32	0.688	17	36	53	34
SKY	2	-	400	55	125	0.440	13	32	0.406	22	29	0.759	20	55	75	31

SAN ANTONIO SILVER STARS

SAN ANTONIO SILVER STARS

AT&T Center
 One AT&T Center
 San Antonio, TX 78219
 Tel: (210) 444-5000
 Fax: (210) 444-5699

GENERAL INFORMATION

Team Colors: Silver and Black
 Arena: AT&T Center (9839)
 Radio: The Ticket 760 AM
 TV: FoxSports SouthWest
 Website: www.SASilverStars.com



PF	DQ	STL	TO	BLK	PTS	AVG
1	0	5	3	0	22	22.0
3	0	2	5	3	29	14.5
4	0	2	3	0	26	13.0
3	0	0	6	1	20	10.0
3	0	4	2	1	20	10.0
5	0	0	2	3	16	8.0
8	0	2	4	0	5	2.5
1	0	2	3	0	2	2.0
1	0	0	1	1	2	2.0
6	0	1	3	0	3	1.5
1	0	0	0	1	0	0
36	0	18	37	10	145	72.5
26	0	15	28	11	140	70.0

DIRECTORY

Chairman/CEO: Peter Holt
 President: Rick Pych
 Head Coach and General Manager: Dan Hughes
 Assistant Coach: Vickie Johnson
 Assistant Coach: James Wade
 Head Athletic Trainer: LaTonya Holley
 Manager of Public Relations: Lindsey Campbell

2013 VS. SAN ANTONIO SILVER STARS

Friday | June 7 Chicago @ San Antonio | 7:00 PM
 Sunday | June 9 Chicago vs. San Antonio | 5:00 PM

PF	DQ	STL	TO	BLK	PTS	AVG
0	0	4	3	1	29	14.5
3	0	2	9	1	28	14.0
5	0	2	2	3	25	12.5
2	0	2	1	3	19	9.5
4	0	1	2	1	13	6.5
2	0	1	4	1	13	6.5
4	0	0	1	0	7	3.5
3	0	2	4	1	4	2.0
3	0	1	0	0	2	1.0
0	0	0	0	0	0	0
26	0	15	28	11	140	70.0
36	0	18	37	10	145	72.5

SEATTLE STORM



SKY VS. SEATTLE: 2012 SEASON SERIES (1-1)

PLAYER	G	GS	MIN	FIELD GOALS			3-POINT FG		FREE THROWS			REBOUNDS			TOT	AST
				FG	FGA	PCT	FG	FGA	PCT	FT	FTA	PCT	OFF	DEF		
Prince	2	2	67	14	39	0.359	6	18	0.333	4	4	1.000	6	7	13	11
Fowles	1	1	33	8	10	0.800	0	0	---	0	0	---	7	8	15	0
Murphy	1	0	24	3	9	0.333	3	7	0.429	3	4	0.750	0	1	1	1
Riley	2	1	40	7	12	0.583	2	2	1.000	0	0	---	3	7	10	0
Young	2	1	40	8	15	0.533	0	0	---	0	1	0	3	3	6	2
Cash	2	2	56	4	16	0.250	2	7	0.286	1	6	0.17	1	10	11	4
Vandersloot	2	2	55	4	20	0.200	0	5	0	1	1	1.000	0	3	3	5
Petrovic	2	0	21	3	9	0.333	0	2	0	1	2	0.500	1	1	2	1
Willingham	2	0	39	2	8	0.250	1	6	0.167	0	0	---	2	2	4	3
Swords	2	1	21	2	5	0.400	0	0	---	0	0	---	3	1	4	2
Penicheiro	1	0	5	0	0	---	0	0	---	0	0	---	0	0	0	1
SKY	2	-	400	55	143	0.385	14	47	0.298	10	18	0.56	26	43	69	30
STORM	2	-	400	45	104	0.433	11	33	0.333	32	39	0.82	11	52	63	32

SEATTLE VS. SKY: 2012 SEASON SERIES (1-1)

PLAYER	G	GS	MIN	FIELD GOALS			3-POINT FG		FREE THROWS			REBOUNDS			TOT	AST
				FG	FGA	PCT	FG	FGA	PCT	FT	FTA	PCT	OFF	DEF		
Wauters	2	2	58	12	21	0.571	0	2	0	4	6	0.667	3	13	16	1
Thompson	2	0	50	8	16	0.500	5	7	0.714	2	2	1.000	1	7	8	1
Kobryn	2	0	27	4	10	0.400	1	4	0.250	7	8	0.875	1	3	4	1
Smith	2	2	55	5	11	0.455	2	6	0.333	3	4	0.750	1	5	6	4
Clark	1	0	16	2	3	0.667	2	3	0.667	1	2	0.500	1	2	3	1
Little	2	2	40	2	10	0.200	0	2	0	9	11	0.818	2	6	8	1
Bird	2	2	51	5	12	0.417	0	4	0	2	2	1.000	0	2	2	18
Wright	2	2	53	3	10	0.300	1	2	0.500	4	4	1.000	1	5	6	4
Stricklen	2	0	45	3	9	0.333	0	3	0	0	0	---	0	9	9	1
Dunlap	1	0	2	1	1	1.000	0	0	---	0	0	---	1	0	1	0
Abrosimova	1	0	3	0	1	0	0	0	---	0	0	---	0	0	0	0
STORM	2	-	400	45	104	0.433	11	33	0.333	32	39	0.821	11	52	63	32
SKY	2	-	400	55	143	0.385	14	47	0.298	10	18	0.556	26	43	69	30

SEATTLE STORM

SEATTLE STORM

3421 Thorndyke Ave. W.
Seattle, WA 98119
Tel: (206) 217-WNBA (9622)
Fax: (206) 281-5817

GENERAL INFORMATION

Team Colors: Storm Green, Storm Gold, Storm Red, Storm Bronze
Arena: KeyArena at Seattle Center (9,686)
Radio: KPTK 1090 AM
TV: KONG 6/16
Website: www.stormbasketball.com



PF	DQ	STL	TO	BLK	PTS	AVG
4	0	4	3	1	38	19.0
0	0	2	3	0	16	16.0
2	0	1	0	0	12	12.0
8	0	1	3	1	16	8.0
3	0	1	0	0	16	8.0
4	0	1	2	1	11	5.5
5	0	4	1	0	9	4.5
1	0	2	2	1	7	3.5
6	0	1	3	0	5	2.5
5	0	1	3	1	4	2.0
0	0	0	1	0	0	0
38	0	18	23	5	134	67.0
28	0	10	33	8	133	66.5

DIRECTORY

Ownership:	Force 10 Hoops L.L.C.
Chairperson:	Dawn Trudeau
Chief Executive Officer:	Karen Bryant
Head Coach & Director of Player Personnel:	Brian Agler
Assistant Coach:	Nancy Darsch
Assistant Coach:	Jenny Boucek
Director of Basketball Operations:	Missy Bequette
Head Athletic Trainer:	Tom Spencer
Strength & Conditioning Coach:	Michael Brandenburg
Equipment Manager:	Kacey Kirihara
Public Relations Manager:	Susan Reid

PF	DQ	STL	TO	BLK	PTS	AVG
7	0	3	3	1	28	14.0
3	0	2	4	4	23	11.5
1	0	0	2	1	16	8.0
3	0	0	4	1	15	7.5
1	0	0	0	0	7	7.0
4	0	1	4	0	13	6.5
2	0	1	4	0	12	6.0
1	0	1	3	0	11	5.5
5	0	2	4	1	6	3.0
0	0	0	0	0	2	2.0
1	0	0	0	0	0	0
28	0	10	33	8	133	66.5
38	0	18	23	5	134	67.0

2013 VS. SEATTLE STORM

Tuesday | July 2 Chicago vs. Seattle | 7:00 PM

Thursday | August 15 Chicago @ Seattle | 9:00 PM

TULSA SHOCK



SKY VS. TULSA: 2012 SEASON SERIES (1-1)

PLAYER	G	GS	MIN	FIELD GOALS			3-POINT FG		FREE THROWS			REBOUNDS			TOT	AST
				FG	FGA	PCT	FG	FGA	PCT	FT	FTA	PCT	OFF	DEF		
Prince	2	1	69	13	32	0.406	5	15	0.333	12	13	0.923	1	4	5	8
Vandersloot	2	1	64	12	20	0.600	7	12	0.583	6	9	0.667	0	7	7	9
Murphy	1	1	35	7	14	0.500	3	9	0.333	0	1	0	4	6	10	4
Cash	2	2	73	7	18	0.389	3	9	0.333	8	12	0.667	3	10	13	10
Fowles	2	2	54	7	13	0.538	0	0	---	7	10	0.700	7	18	25	1
Young	2	1	47	6	16	0.375	0	0	---	6	8	0.750	2	5	7	3
Willingham	2	0	49	3	8	0.375	1	4	0.250	0	0	---	3	2	5	0
Penicheiro	1	1	12	1	2	0.500	0	0	---	0	0	---	0	3	3	2
Riley	2	1	22	2	6	0.333	0	1	0	0	0	---	1	1	2	1
Petrovic	2	0	16	1	3	0.333	0	1	0	0	0	---	0	3	3	1
Swords	2	0	9	0	1	0	0	0	---	0	0	---	1	2	3	0
SKY	2	-	450	59	133	0.44	19	51	0.373	39	53	0.736	22	61	83	39
SHOCK	2	-	450	60	147	0.41	18	51	0.353	34	48	0.708	18	43	61	33

TULSA VS. SKY: 2012 SEASON SERIES (1-1)

PLAYER	G	GS	MIN	FIELD GOALS			3-POINT FG		FREE THROWS			REBOUNDS			TOT	AST
				FG	FGA	PCT	FG	FGA	PCT	FT	FTA	PCT	OFF	DEF		
Williams	1	0	27	7	14	0.500	2	6	0.333	6	6	1.000	2	1	3	3
Latta	2	0	55	10	23	0.435	2	8	0.250	7	8	0.875	0	3	3	6
Lacy	2	1	70	9	23	0.391	6	15	0.400	4	6	0.667	1	5	6	3
G. Johnson	2	1	63	9	17	0.529	0	0	---	7	12	0.583	8	9	17	6
Dorrell	2	0	38	6	15	0.400	3	7	0.429	4	6	0.667	1	2	3	1
Hodges	1	1	38	8	12	0.667	4	7	0.571	2	2	1.000	0	6	6	1
T. Johnson	2	2	59	6	24	0.250	0	4	0	2	4	0.500	0	4	4	8
Morris	1	0	11	1	1	1.000	1	1	1.000	0	0	---	0	0	0	0
Black	2	2	32	2	5	0.400	0	0	---	0	2	0	1	5	6	2
Christmas	1	1	11	0	1	0	0	0	---	2	2	1.000	1	1	2	0
Holt	1	1	15	1	5	0.200	0	2	0	0	0	---	0	0	0	2
Pedersen	1	1	27	1	6	0.167	0	1	0	0	0	---	4	5	9	1
Paris	1	0	5	0	1	0	0	0	---	0	0	---	0	2	2	0
SHOCK	2	-	450	60	147	0.41	18	51	0.353	34	48	0.708	18	43	61	33
SKY	2	-	450	59	133	0.44	19	51	0.373	39	53	0.736	22	61	83	39

TULSA SHOCK

TULSA SHOCK

Williams Center Tower One
One West Third Street
Suite 1100
Tulsa, OK 74103
Tel: (918) 599-9622
Fax: (918) 599-7729

GENERAL INFORMATION

Team Colors: Black, Yellow, Red
Arena: BOK Center (7,500)
Website: www.WNBA.com/shock



PF	DQ	STL	TO	BLK	PTS	AVG
6	0	5	5	0	43	21.5
4	0	4	9	0	37	18.5
4	0	1	4	0	17	17.0
6	0	2	12	0	25	12.5
6	0	0	3	2	21	10.5
6	0	3	3	0	18	9.0
6	0	1	4	0	7	3.5
1	0	0	1	0	2	2.0
4	0	1	2	2	4	2.0
3	0	1	4	0	2	1.0
1	0	0	1	0	0	0
47	0	18	50	4	176	88.0
44	0	25	33	7	172	86.0

DIRECTORY

Ownership: Bill Cameron & David Box
President: Steve Swetoha
Head Coach: Gary Kloppenburg
Assistant Coach: Katherine McConnell-Miller
Head Athletic Trainer: Allison Russell
Equipment Manager: Cody Bookout
Media & Community Relations Coordinator: Pardeep Toor

2013 VS. TULSA SHOCK

Sunday | June 2 Chicago vs. Tulsa | 5:00 PM
Thursday | June 20 Chicago @ Tulsa | 11:30 AM

PF	DQ	STL	TO	BLK	PTS	AVG
1	0	1	3	0	22	22.0
4	0	3	0	0	29	14.5
8	0	0	6	2	28	14.0
7	0	9	4	0	25	12.5
6	0	4	1	0	19	9.5
0	0	1	1	0	22	22.0
7	0	2	6	0	14	7.0
1	0	1	1	0	3	3.0
3	0	3	3	1	4	2.0
1	0	0	1	2	2	2.0
0	0	0	2	0	2	2.0
5	0	1	2	2	2	2.0
1	0	0	0	0	0	0
44	0	25	33	7	172	86.0
47	0	18	50	4	176	88.0

WASHINGTON MYSTICS



SKY VS. WASHINGTON: 2012 SEASON SERIES (3-1)

PLAYER	G	GS	MIN	FIELD GOALS			3-POINT FG			FREE THROWS			REBOUNDS			TOT	AST
				FG	FGA	PCT	FG	FGA	PCT	FT	FTA	PCT	OFF	DEF			
Prince	4	4	127	23	45	0.511	10	19	0.53	21	24	0.875	1	12	13	8	
Fowles	3	3	106	21	37	0.568	0	0	---	13	19	0.684	14	30	44	2	
Cash	4	4	119	16	41	0.390	2	12	0.17	4	6	0.667	10	16	26	7	
Vandersloot	4	3	87	12	35	0.343	0	6	0	2	4	0.500	0	4	4	11	
Petrovic	2	0	26	4	11	0.364	1	3	0.33	3	4	0.750	1	3	4	1	
Young	4	2	90	10	26	0.385	0	0	---	3	5	0.600	5	8	13	7	
Willingham	4	0	89	4	13	0.308	3	5	0.600	7	10	0.700	4	9	13	6	
Swords	3	1	31	4	8	0.500	0	0	---	2	2	1.000	3	4	7	1	
Riley	4	2	66	3	12	0.250	0	2	0	4	4	1.000	1	4	5	5	
Penicheiro	3	1	39	3	7	0.429	0	1	0	1	2	0.500	0	1	1	5	
Murphy	4	0	43	2	10	0.200	2	4	0.500	0	0	---	4	2	6	4	
SKY	4	-	825	102	245	0.416	18	52	0.35	60	80	0.750	43	93	136	57	
MYSTICS	4	-	825	95	238	0.399	14	44	0.32	49	72	0.681	35	85	120	63	

WASHINGTON VS. SKY: 2012 SEASON SERIES (1-3)

PLAYER	G	GS	MIN	FIELD GOALS			3-POINT FG			FREE THROWS			REBOUNDS			TOT	AST
				FG	FGA	PCT	FG	FGA	PCT	FT	FTA	PCT	OFF	DEF			
Langhorne	3	3	108	20	37	0.541	0	2	0	6	12	0.500	7	16	23	3	
Currie	4	4	123	18	45	0.400	4	9	0.44	14	19	0.737	5	8	13	6	
Castro Marques	1	0	27	3	11	0.273	0	3	0	3	4	0.750	1	1	2	0	
Ajavon	3	2	71	8	23	0.348	2	5	0.400	7	9	0.778	3	6	9	9	
Thomas	4	2	94	12	31	0.387	5	10	0.500	4	6	0.667	1	7	8	14	
Lacy	3	1	43	5	12	0.417	0	4	0	6	8	0.750	1	8	9	6	
Quinn	3	2	84	5	19	0.263	1	6	0.17	2	2	1.000	3	11	14	9	
Robinson	4	3	82	8	20	0.400	0	0	---	1	2	0.500	9	9	18	4	
Snow	3	1	62	5	13	0.385	0	0	---	2	2	1.000	1	10	11	1	
Wisdom-Hylton	4	1	57	6	10	0.600	0	0	---	1	2	0.500	2	6	8	2	
Novosel	3	0	25	3	6	0.500	2	2	1.000	0	0	---	1	0	1	0	
Canty	2	1	24	1	8	0.125	0	2	0	3	6	0.500	1	1	2	2	
Bobbitt	2	0	25	1	3	0.333	0	1	0	0	0	---	0	2	2	7	
MYSTICS	4	-	825	95	238	0.399	14	44	0.32	49	72	0.681	35	85	120	63	
SKY	4	-	825	102	245	0.416	18	52	0.35	60	80	0.750	43	93	136	57	

WASHINGTON MYSTICS

WASHINGTON MYSTICS GENERAL INFORMATION

601 F. Street NW
Washington D.C., 20004
Tel: 202-628-3200

Team Colors: Red, White, Navy, Silver
Arena: Verizon Center (10,100)
TV: Comcast SportsNet
Website: www.washingtonmystics.com



PF	DQ	STL	TO	BLK	PTS	AVG
10	0	7	9	0	77	19.3
5	0	5	5	8	55	18.3
8	0	5	10	3	38	9.5
9	0	7	11	0	26	6.5
1	0	0	2	2	12	6.0
11	0	2	4	1	23	5.8
7	0	0	12	1	18	4.5
5	0	1	2	3	10	3.3
10	0	5	6	1	10	2.5
5	0	2	5	0	7	2.3
2	0	3	4	1	6	1.5
73	0	37	75	20	282	70.5
75	1	33	76	20	253	63.3

DIRECTORY

Owner: Monumental Sports & Entertainment
Chairman: Ted Leonsis
President: Sheila C. Johnson
Chief Operating Officer: Greg Bibb
Director of Communications: Ketsia Colimon
Head Coach/General Manager: Mike Thibault
Assistant Coach: Marianne Stanley
Assistant Coach: Eric Thibault
Head Athletic Trainer: Navin Hettiarachchi
Director of Basketball Operations: Maria Giovannetti

PF	DQ	STL	TO	BLK	PTS	AVG
8	0	3	8	0	46	15.3
12	0	5	10	3	54	13.5
3	0	1	1	0	9	9.0
11	1	4	10	1	25	8.3
5	0	3	6	1	33	8.3
3	0	3	3	1	16	5.3
3	0	4	7	1	13	4.3
11	0	2	8	2	17	4.3
5	0	2	5	5	12	4.0
3	0	4	7	6	13	3.3
1	0	0	1	0	8	2.7
5	0	1	2	0	5	2.5
5	0	1	3	0	2	1.0
75	1	33	76	20	253	63.3
73	0	37	75	20	282	70.5

2013 VS. WASHINGTON MYSTICS

Wednesday July 10	Chicago vs. Washington 11:30 AM
Wednesday July 24	Chicago @ Washington 10:30 AM
Friday August 2	Chicago vs. Washington 7:30 PM
Tuesday August 20	Chicago @ Washington 6:00 PM
Sunday September 8	Chicago @ Washington 3:00 PM

MEDIA/WNBA INFORMATION

SKY BROADCAST TEAM MEDIA OUTLETS WNBA PR CONTACTS 2013 WNBA OFFICIATING STAFF

SKY BROADCAST TEAM

BROOKE WEISBROD **COLOR ANALYST**



Brooke Weisbrod enters her first season on the Sky broadcast team serving as the color analyst. Weisbrod has been a college basketball analyst with ESPN since 2003, regularly calling men's and women's basketball telecasts. She extensively covers the NCAA Women's Basketball Championship and serves as a studio analyst for ESPNU, The Big Ten Network, and CBS. She has also covered college football and basketball as a sideline reporter. Weisbrod, a native of Cincinnati, graduated from Coastal Carolina University with a marketing degree in 2001. She played college basketball for CCU (1997-2001) and was named the Big South Player of the Year, the Big South Scholar Athlete of the Year and the NCAA Woman of the Year for South Carolina in 2001. She also played professionally for a short time in Germany.

PATRICIA BABCOCK MCGRAW **SIDELINE REPORTER**



Patricia Babcock McGraw will give Sky fans live updates from the sidelines during the 2013 season. Babcock McGraw brings seven years of WNBA experience, covering the Sky since its inception and serving as color analyst for Sky TV games for four seasons, from 2009 to 2012. Since 1997, she has been a reporter and columnist for the Daily Herald. She writes a popular weekly women's sports column "Women's Watch" that is one of the few of its kind in the country. During college basketball season, she is a color and in-studio analyst for women's games on the Big Ten Network. She is also a color analyst for DePaul women's games and for the IHSA girls state high school basketball tournament in Illinois. Babcock McGraw, who received a prestigious Peter Lisagor award for a 2002 series on Title IX, votes on the Associated Press Top 25 women's basketball poll and also votes for various other national women's basketball awards. She is a graduate of the Medill School of Journalism at Northwestern University where she played basketball for the Wildcats. Babcock McGraw earned all-Big Ten and academic all-Big Ten honors over her career. A native of Culver, Indiana, Babcock McGraw was Indiana's 1990 Miss Basketball.

LISA BYINGTON **PLAY BY PLAY**



Lisa Byington enters her first year on the Sky broadcast team as the play-by-play announcer. She has been a member of the Big Ten Network broadcast team since its launch in 2007, serving as a sideline reporter for football and men's basketball. In addition, she serves as a studio host and play-by-play announcer for women's basketball and other Olympic sports. In 2012, she joined CBS Sports network as a football sideline reporter. Byington, a native of Portage, Michigan received a Bachelor of Science in Journalism and Master of Science in Journalism from Northwestern University where she also starred as a two-sport athlete in basketball (1994-98) and soccer (1997-98).

SKY MEDIA OUTLETS

NEWSPAPERS

Chicago Tribune

435 N Michigan Ave
Chicago, IL 60611
Main Number: 312.222.3232
Sports Line: 312.222.3478
Sports Editor: Tim Bannon
Sky Beat Writer: Fred Mitchell

Chicago Sun-Times

350 N Orleans
Chicago, IL 60654
Main Number: 312.321.3000
Sports Line: 312.321.2664
Sports Editor: Chris DeLuca

Daily Herald

155 E Algonquin Road
Arlington Heights, IL 60006
Main Number: 847.427.4300
Sports Editor: Tom Quinlan
Sky Beat Writer: Patricia Babcock McGraw

WIRE SERVICES

Associated Press

10 S Wacker Dr
Suite 2500
Chicago, IL 60606
Main Number: 312.920.3620
Sky Beat Writer: Jack McCarthy

TELEVISION

WBBM-TV (CBS2)

22 W Washington
Chicago, IL 60602
Sports Line: 312.899.2330
Sports Anchors: Ryan Baker
Megan Mawicke

WMAQ-TV (NBC5)

454 N Columbus Dr
Chicago, IL 60611
Sports Line: 312.836.5665
Sports Anchor: Mike Adamle

WLS-TV (ABC7)

190 N State St
Chicago, IL 60601
Sports Line: 312.750.7108
Sports Anchors: Mark Giangreco
Jim Rose

WFLD-TV (FOX)

205 N Michigan Ave
Lobby 2
Chicago, IL 60601
Sports Line: 312.565.5530
Sports Anchor: Lou Canellis

WGN-TV (WGN9)

2501 W Bradley Place
Chicago, IL 60618
Sports Line: 773.883.3325
Sports Anchor: Dan Roan

Comcast SportsNet Chicago

350 North Orleans Street
Suite S1-100
Chicago, IL 60654
Sports Line: 312.222.6000
Sports Anchors: Gail Fischer
Sarah Kustok

WNBA PR CONTACTS

EASTERN CONFERENCE

ATLANTA DREAM

PR Contact: Tonya Alleyne
Email: tonya.alleyne@atlantadream.net
678-510-7397 (office)
404-693-5181 (cell)

Additional PR Contact: Sprague Paynter
Email: sprague.paynter@atlantadream.net
678-510-7396 (office)
404-561-0421 (cell)

CHICAGO SKY

PR Contact: Stephanie Perleberg
Email: sperleberg@chicagosky.net
312-994-5984 (office)
XXX-XXX-XXXX (cell)

Additional PR Contact: Michelle Henstock
Email: mhenstock@chicagosky.net
312-994-5981 (office)
606-776-1122 (cell)

CONNECTICUT SUN

PR Contact: Bill Tavares
Email: btavares@connecticutsun.com
860-862-4073 (office)
860-961-0240 (cell)

Additional PR Contact: Jen Hildebrand
Email: jhildebrand@connecticutsun.com
860-862-4087 (office)
860-961-2245 (cell)

INDIANA FEVER

PR Contact: Kevin Messenger
Email: kmessenger@pacers.com
317-917-2844 (office)
317-370-3437 (cell)

Additional PR Contact: Tim Edwards
Email: tedwards@pacers.com
317-917-2853 (office)
317-253-3446 (home)

NEW YORK LIBERTY

PR Contact: Stacey Escudero
Email: stacey.escudero@thegarden.com
212-465-5902 (office)
917-572-2534 (cell)

PR Contact: Alyson Furch
Email: alyson.furch@msg.com
212-465-6263 (office)
480-330-0900 (cell)

WASHINGTON MYSTICS

PR Contact: Ketsia Colimon
Email: kcolimon@monumentalsports.com
202-527-7535 (office)
571-235-6305 (cell)

Additional PR Contact: Scott Hall
Email: shall@monumentalsports.com

Additional PR Contact: Daren Jenkins
Email: djenkins@monumentalsports.com

WESTERN CONFERENCE

LOS ANGELES SPARKS

PR Contact: Shawn Trondsen
Email: stronden@la-sparks.com
213-929-1313 (office)
562-508- (cell)

MINNESOTA LYNX

PR Contact: Alex King
Email: king@lynxbasketball.com
612-673-1632 (office)
612-483-3391 (cell)

Additional PR Contact: Aaron Seehusen
Email: seehusen@lynxbasketball.com
612-673-1602 (office)
763-350-5550 (cell)

PHOENIX MERCURY

PR Contact: Bret Burchard
Email: bburchard@phoenixmercury.com
602-514-8305 (office)
602-904-3751 (cell)

Additional PR Contact: Lesley Factor
Email: lfactor@phoenixmercury.com
602-514-8370 (office)
480-225-5335 (cell)

SAN ANTONIO SILVER STARS

PR Contact: Lindsey Campbell
210-444-5738 (office)
210-998-9000 (cell)
Email: lcampbell@attcenter.com

SEATTLE STORM

PR Contact: Susan Reid
Email: sreid@stormbasketball.com
206-272-2706 (office)
858-864-2090 (cell)

Additional PR Contact: Carrie Krueger
Email: ckrueger@stormbasketball.com
206-272-2638 (office)
206-617-0609 (cell)

TULSA SHOCK

PR Contact: Pardeep Toor
Email: PToor@tulsashock.net
918-949-9726 (office)
312-576-1120 (cell)



call **866.SKY.WNBA** *or visit* **CHICAGOSKY.NET**