



PURE TEAM.
PURE STORM.



2012 Media Guide



MAY

SUN	MON	TUE	WED	THU	FRI	SAT
13	14	15	16	17	18 L.A. 7 P.M.	19
20 L.A. 5:30 P.M.	21	22	23	24	25	26
27 MIN 4 P.M.	28	29	30	31		

JUNE

SUN	MON	TUE	WED	THU	FRI	SAT
					1 TUL 7 P.M.	2
3 L.A. 5:30 P.M.	4	5	6 MIN 5 P.M.	7	8	9 S.A. 5 P.M.
10	11	12	13 CHI 5 P.M.	14	15 TUL 5 P.M.	16
17 MIN 6 P.M.	18	19	20	21	22 S.A. 5 P.M.	23
24 WAS 4 P.M.	25	26 WAS 4 P.M.	27	28	29	30 NY 1 P.M.

JULY

SUN	MON	TUE	WED	THU	FRI	SAT
1 CON 2 P.M.	2	3	4	5	6	7 L.A. 7 P.M.
8 PHO 6 P.M.	9	10	11 ATL 12 P.M.	12	13 PHO 7 P.M.	14 Olympic Break Begins

2012 PROMOTIONAL SCHEDULE

May 18	Opening Night
June 17	Dad's and Daughters
July 8	Sue Bird Bobblehead Giveaway
July 11	Kids Day
August 16	Team Poster Giveaway
August 18	Lauren Jackson Bobblehead Giveaway
August 23	Take Your Health by Storm
August 26	Back to School Night
August 30	Women of Inspiration Night
September 18	Breast Health Awareness
September 21	Fan Appreciation Night / Storm T-Shirt Giveaway

AUGUST

SUN	MON	TUE	WED	THU	FRI	SAT
12	13	14	15 Olympic Break Ends	16 PHO 7 P.M.	17	18 L.A. 7 P.M.
19	20	21 MIN 7 P.M.	22	23 IND 7 P.M.	24	25
26 NY 6 P.M.	27	28	29	30 PHO 7 P.M.	31	

SEPTEMBER

SUN	MON	TUE	WED	THU	FRI	SAT
						1
2	3	4	5	6 TUL 7 P.M.	7	8 TUL 5 P.M.
9	10	11 ATL 4 P.M.	12 IND 4 P.M.	13	14 S.A. 5 P.M.	15
16 CON 6 P.M.	17	18 CHI 7 P.M.	19	20	21 S.A. 7 P.M.	22
23 PHO 12 P.M.	24	25 WNBA Playoffs Begin	26	27	28	29

GENERAL INFORMATION

General Information/WNBA Key Dates
 Ticket Information
 WNBA Cares
 Storm in the Community
 Dawn Trudeau
 Lisa Brummel
 Ginny Gilder
 Karen Bryant

STORM BASKETBALL

Brian Agler
 Nancy Darsch, Jenny Boucek
 Missy Bequette, Kayce Kirihara
 Micheal Brandenburg, Tom Spencer

STORM PLAYERS

2012 Seattle Storm Roster
 Sue Bird
 Alysha Clark
 Victoria Dunlap
 Lauren Jackson
 Ewelina Kobryn
 Camile Little
 Shekinna Stricklen
 Katie Smith
 Tina Thompson
 Ann Wauters
 Tanisha Wright

2011 REGULAR SEASON REVIEW

Regular Season Statistics/Season Notes
 Miscellaneous Statistics/Game-by-Game Results
 Game-by-Game Statistics/Game Leaders/
 Starting Lineups
 Player Injury/Team Highs
 Storm and Opponent Individual Statistics
 Individual and Team Season High Games
 Transactions

STORM ALL-TIME RECORDS

Year-By-Year Record/Overtime Results/
 Opening Night
 High-Low Scoring Games/Win-Loss Streaks
 Team Records/Opponent Team Records
 Storm/Opponent Individual Records
 All-Time 30+ Point Performances
 All-Time Double-Doubles
 Award Winners/All-Stars
 League Leaders/Year-by-Year Statistical Leaders
 Year-By-Year Statistics/All-Time Career Leaders

STORM HISTORY

All-Time Attendance/Franchise Firsts
 Draft History
 All-Time Transactions
 2000 Season Review
 2001 Season Review
 2002 Season Review
 2003 Season Review
 2004 Season Review
 2005 Season Review
 2006 Season Review
 2007 Season Review

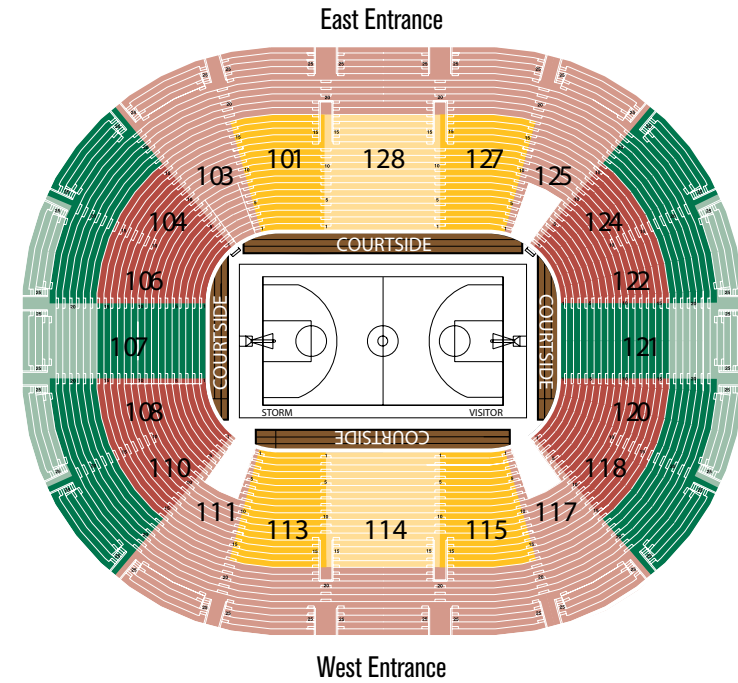
4	2008 Season Review	107
5	2009 Season Review	109
6	2010 Season Review	111
7	All-Time Roster	113
8	All-Time Jersey Numbers	123
9	All-Time College Roster	124
10	STORM PLAYOFF HISTORY	
	Year-By-Year Playoff Results	127
	Team Playoff Records	128
	Opponent Team Playoff Records	
14	Storm/Opponent Individual Playoff Records	129
16	Year-By-Year Playoff Statistics	130
17		
18	STORM OPPONENTS	
	Atlanta Dream	135
	Chicago Sky	137
20	Connecticut Sun	139
22	Indiana Fever	141
28	Los Angeles Sparks	143
30	Minnesota Lynx	146
32	New York Liberty	148
38	Phoenix Mercury	150
40	San Antonio Silver Stars	152
44	Tulsa Shock	154
46	Washington Mystics	156
52	WNBA Team PR Contacts	158
56	WNBA League PR Contacts	159
60	2011 WNBA REVIEW	
	Standings/Head-to-Head Standings/ WNBA Attendance	162
	Individual Leaders	163
66	Team Offensive Statistics	164
67	Team Rankings/Miscellaneous Statistics	165
68	WNBA Playoffs/Award Winners	167
69	MEDIA INFORMATION/WNBA INFORMATION	
70	General Media Information	170
71	Seattle Media Outlets	171
72	Storm Broadcast Team	172
	WNBA Fact Sheet	173
	2012 Seattle Storm Roster Cheat Sheet	183

Storm Office Address	Seattle Storm 3421 Thorndyke Ave W
Storm Training Facility	Royal Brougham Pavilion, Seattle Pacific University 3414 Third Ave W, Seattle, WA 98119
Telephone	206-217-WNBA
Home Court	KeyArena (Storm Capacity: 9,686)
Team Colors	Storm Green, Storm Gold, Storm Red and Storm Bronze
Television	KONG 6/16, Universal Sports Network
Radio	KPTK 1090 AM
Website	www.StormBasketball.com
PA Announcer	Matt Pitman
Play-By-Play Announcer	Dick Fain
Game Analyst	Adia Barnes
Home Game Times	12 p.m., 2 p.m., 6 p.m., 7 p.m.
Single-Game Ticket Prices	\$14, \$19, \$28, \$34, \$46, \$57
Storm Ticket Information	206-217-WNBA (9622) or 1-877-WNBA-TIX (9622-849)

2012 WNBA KEY DATES

ALL DATES ARE SUBJECT TO CHANGE

May 5 WNBA Preseason begins	July 14 – August 15 Olympic Break
May 9 (tbc) WNBA Inspiring Women Luncheon New York City	July 27 – August 12 2012 Olympic Games London
May 11 - 18 WNBA Cares Week of Service	July & August Team Camp Days
May 13 Mother's Day	August 16 Season resumes
May 18 WNBA Season Tip-off	September 16 – 23 WNBA Breast Health Awareness
May 20 Tip-Off Game on ABC: Mercury @ Lynx	September 23 End of regular season
May & June Team School Days	Sept 27 WNBA Playoffs begin
June 17 Father's Day	Oct 14 WNBA Finals begin
June 23 40th Anniversary of Title IX	Oct. 24 Last Possible Finals Date
July 7 WNBA Green	



SINGLE-GAME TICKET PRICING

● \$57
 ● \$46
 ● \$34
 ● \$28
 ● \$19
 ● \$14

COURTSIDE SEATING

● \$85-\$155

To purchase your tickets, log on to StormBasketball.com or call 206-217-WNBA (9622)

Produced by:

Seattle Storm
3421 Thorndyke Ave W
Seattle, WA 98119
PR Hotline: 206-281-5847

The 2012 Seattle Storm Media Guide was written and edited by Tessa Kalfell, Susan Reid, Jennifer Carroll and Storm web content coordinator Kevin Pelton. Special thanks to Elias Sports Bureau and the WNBA for providing statistical information.

Photography by Terrence Vaccaro, PSBJ and NBAE Photos. Design and page layout by Ruth Cielo, Visual Designer.

The information contained in this publication was compiled by the Seattle Storm and is provided as a courtesy to fans and the media and may be used only for personal or editorial purposes. Any commercial use of this information is prohibited without the prior written consent of the Seattle Storm.

All WNBA and team insignias depicted in this publication are the property of NBA Properties, Inc. and the respective teams of the WNBA and may not be reproduced for commercial purposes without the prior written consent of NBA Properties, Inc.

© Copyright 2012 Seattle Storm



Through WNBA Cares, the WNBA is deeply committed to creating programs that improve the quality of life for all people, with a special emphasis on education, youth and family development and health and wellness.



NBA/WNBA FIT
The league's comprehensive health and wellness program that encourages girls and women of all ages to learn more about their bodies and the importance of physical fitness through programs related to health, fitness, nutrition and self-esteem. Programming inspires girls and women to get started on "being fit" through small changes in their daily routine.

Dribble, Dish & Swish, a program of NBA/WNBA Fit, is free for boys and girls ages 7 to 12 and encourages participants to be active and to maintain healthy lifestyles. The competition gives participants the opportunity to showcase their fundamental basketball skills and physical fitness through a time-based, half-court obstacle course. The local champion in each age and gender group will receive an all-expense paid trip to NBA All-Star, where they will compete in the national finals.



BREAST HEALTH AWARENESS
The WNBA Breast Health Awareness program focuses on generating awareness and educating women about breast cancer in addition to raising funds for the initiative.



VACCINES FOR TEENS
A national multimedia campaign designed to educate teens and their parents about the importance of vaccination against, potentially life-threatening diseases.



WNBA GREEN
The WNBA is committed to a long-term environmental plan through the implementation of sustainable business practices and procedures that decrease the league's carbon footprint and contribute to a clean, healthy environment. The WNBA Greening Initiative is an innovative program designed to reduce the environmental impact of the league's operations and events.



DRIBBLE TO STOP DIABETES
Campaign raising the awareness for diabetes and to promote the importance of healthy, active lifestyles, as well as diabetes awareness, prevention, and management.



READ TO ACHIEVE
With the goal of making "Every Child a Reader," the Storm is partnering with the Seattle Public Library to promote summer reading in the Read to Achieve program. Youth participants who complete the program earn Storm tickets, and a Storm representative will appear at the Seattle Public Library Foundation breakfast of champions. Storm players will also make an appearance at Library programs to read to kids.



TICKETS FOR KIDS
One of the Storm's signature community initiatives is Tickets for Kids, a charitable donation program that allows individuals and corporations to purchase Storm tickets for local nonprofit organizations that serve children in the Puget Sound area. Through Tickets for Kids, children have the opportunity to experience the WNBA firsthand and to be exposed to positive female role models.



JR. STORM PROGRAM
The Storm is a positive organization that demonstrates its commitment to the community by investing in local youth. Storm players are strong role models and the organization actively leads community initiatives that encourage youth to lead a healthy and active lifestyle. Through the Storm, Bing too will connect with the Seattle community from the ground level and support positive initiatives to ensure our community can continue to have access to these activities.

In April of 2010, the Storm and Bing launched the first Jr. Storm Tour and will continue to host free basketball clinics for youth between Kindergarten and 6th grade at King County Boys and Girls Club location during the 2011 season.



The Seattle Storm's ownership group, Force 10 Hoops LLC, is comprised of three Seattle businesswomen and civic leaders, all season ticket holders, who stepped forward to purchase the Storm in January 2008 so that the team would remain in Seattle. Their actions were driven by their shared commitment to the importance of giving back to the community and to the philosophy that women and girls should have the chance to compete at every level.

The group's announcement of intent to purchase the Storm was made on Jan. 8, 2008, and the purchase was approved by the WNBA Board of Governors on Feb. 28, making the Storm one of six independently owned franchises in the WNBA. Force 10 derives its name from the point on the Beaufort wind scale at which bad weather officially becomes a storm.

DAWN TRUDEAU

Chairperson

As the chairperson for Force 10 Hoops and the president of the Seattle Storm Foundation, Dawn Trudeau is committed to giving back to her local community in order to assure that women and girls have the opportunity to compete at any level, whether in the classroom, in business, education or athletics.

Trudeau has spent over 20 years in the software industry, including 14 years at Microsoft, where she led divisions in Database and Development tools as well as Consumer Products. For the past 13 years, she has helped emerging non-profits to develop the capacity to deliver their programs with maximum effectiveness.

Trudeau is a devoted member of numerous boards, including the following:

- Board of the Economic Opportunity Institute
- University of Washington Women's Center Advisory Board
- Board of Social Venture Partners International
- Microsoft Alumni Foundation Board
- Advisory Board of the Business Partnership for Early Learning.

Trudeau focuses her energy on early learning and socio-economic justice programs that help provide equal opportunity for all people to develop economic security and personal success.



LISA BRUMMEL

As the senior vice president for Human Resources at Microsoft and a member of Microsoft's senior management team, Lisa Brummel manages her time between the Storm, business and various charitable ventures. For 10 years prior to her current career, she served as corporate vice president of Microsoft's Home & Retail Division. As head of this billion-dollar division, she was responsible for overseeing worldwide development and business strategy for Microsoft's line of consumer hardware, software and Macintosh products.

During her athletic career at Yale University, Brummel was named to the Ivy League Women's Hall of Fame for Softball, received MVP honors on the All-Ivy teams for both basketball and softball, and held numerous university records. She was drafted to the Dallas Diamonds in the fourth round of the 1981 Women's Professional Basketball League (WBL) draft.

Brummel is an active philanthropist for organizations associated with Hopelink community services, the University of Washington Medical Center and Yale University.



GINNY GILDER



An experienced entrepreneur, Ginny Gilder has started several business and non-profit ventures. Gilder is currently the principal of her own investment business and president of one of her family's philanthropic entities, which invests in projects throughout the world that seek to level the economic playing field and promote social justice. She established Washington Works, a local non-profit dedicated to assisting welfare recipients obtain and retain livable-wage employment and served as the organization's first Executive Director. Gilder also serves on various non-profit boards, both locally and nationally, all focused on education or athletics.

Gilder earned four varsity letters as a rower at Yale University and was an All-Ivy Champion twice. During her freshman year, she helped usher in the post-Title IX era at Yale by participating in the now-famous Women's Crew Strip to protest the lack of equal facilities. Gilder represented the United States on four national rowing teams, including two Olympic teams. She was named to the U.S. team that boycotted the 1980 Moscow Olympic Games and in 1984 won a silver medal four years later at the Los Angeles Olympic Games. Gilder has since helped launch community rowing programs in Boston, Mass. and Derby, Conn. She received an NCAA Silver Anniversary Award for community service in 2004.

KAREN BRYANT

President and CEO

Karen Bryant has been involved with women's professional basketball for more than 15 years. Under Bryant's leadership over the past 12 seasons, the reigning WNBA Champion Seattle Storm has won two league titles (2004 and 2010), and has been recognized as one of the league's premier independently-owned franchise.

Named the Storm's Chief Executive Officer in 2008, Bryant is responsible for overseeing business and basketball operations for the organization, including long-term growth strategies and developing partnerships and initiatives focused on support for women and girls. Bryant has been instrumental in bringing professional women's basketball to a diverse and rapidly-growing fan base and making the Storm a unique community asset combining competition, sportsmanship and world-class entertainment value.

She started her career in sports in 1996 as the Director of Operations for the American Basketball League's Seattle Reign. She then served as General Manager of the Reign before being recruited in June 1999 by the Seattle Sonics to lead the organization's effort to secure a WNBA expansion franchise.

Widely acknowledged as a professional sports visionary and community leader, Bryant was recognized by the Seattle Sports Commission at the 2010 Sports



Executive of the Year and as one of the Puget Sound Business Journal's Women of Influence in 2005. Additionally, Bryant was recognized in March of 2010 by the Americans for UNFPA with its prestigious Health and Dignity Award for her continued efforts toward elevating the status of women and advocacy for equality. She is involved with several non-profit organizations and currently serves on the board of the Seattle Sports Commission and Boys & Girls Clubs of King County. Bryant was a standout athlete at Woodway High School in Edmonds before continuing her basketball career at Green River Community College, Seattle University and the University of Washington. She graduated from U.W. with a degree in Communications. The Girl Scouts of America recently named Bryant and Storm owners Ginny Gilder, Dawn Trudeau and Lisa Brummel as 2011 Women of Distinction.

STORM BASKETBALL



BRIAN AGLER



Head Coach and General Manager

The 2012 WNBA season marks Brian Agler's fifth campaign as the Seattle Storm head coach, and his eighth year as a head coach in the WNBA. Agler reached a milestone coaching mark with a home victory over Chicago, Sept. 11, the final game of the 2011 regular season. It gave him 211 professional career victories, moving him into a tie with Van Chancellor on the all-time professional women's basketball list:

1. Van Chancellor, 211 (10 years, all WNBA)
2. Brian Agler, 211 (72 ABL, 138 WNBA)

Agler was introduced as the Storm's head coach on Jan. 8, 2008 and is the third coach in Storm history. He also assumed the role of Director of Player Personnel.

In 2010 the Storm captured the league's championship title, its second, with an impressive regular season record of 28-6 and an undefeated playoff record of 7-0. Additionally, Coach Agler was recognized as the WNBA's Coach of the Year. Prior to joining the Storm is 2008, Agler was the head coach and general manager of the expansion team Minnesota Lynx from 1999-2002, where he compiled a 42-54 (.438) record.

Before being named the first coach of the expansion Lynx, Agler served as the head coach of the Columbus Quest of the ABL from 1996-1999, compiling an 82-22 record. He led the Quest to back-to-back ABL championships in 1997 and 1998 and was named the ABL Coach of the Year for the 1996-97 season. Agler completed his third season as an assistant coach for the San Antonio Silver Stars in 2007. Prior to joining San Antonio, he served as assistant coach with the Phoenix Mercury and helped guide the team to a 17-17 record after the Mercury finished with an 8-26 record in 2003.

Agler spent 15 seasons coaching among the college ranks, including 13 seasons as a head coach. He posted an impressive collegiate record of 248-135 (.648 winning percentage). From 1993-96 he served as the head women's basketball coach at Kansas State.

In 1988, Agler took over as the head women's coach at the University of Missouri-Kansas City. In five seasons at UMKC, Agler was 85-54 and took the Kangaroos from a 9-16 record in 1988-89 to four straight winning seasons with 17 or more victories.



Under his direction, UMKC led the NCAA in scoring defense three consecutive seasons from 1990-93. In 1991, UMKC set an NCAA team record, allowing 51.8 points per game. As the head women's basketball coach at Northeast Oklahoma A&M Junior College from 1984-88, Agler compiled a 124-42 record (.747 winning percentage). In 1985-86, NEO A&M was ranked second nationally and posted a 30-2 record.

Agler attended Wittenberg University in Springfield, Ohio, where he starred on the basketball team for four seasons. He led the Tigers to their only NCAA Division III Championship in basketball as a freshman. He started all 112 games during his college career, leaving the school as the all-time assist leader (481). Agler helped lead his team to a 91-21 record during his four years with the Tigers, and was named most valuable player in the Ohio Athletic Conference and first-team All-America as a senior. In 1995, he was inducted into the Wittenberg Hall of Honor.

In 1980, Agler graduated with a degree in special education and physical education. He received his master's degree in education from Pittsburg State University (Pittsburg, Kansas) in 1985. Agler and his wife Robin, have one son, Bryce, and one daughter, Taylor.



WNBA Head Coaching Record

Season	Team	Record	Pct.	Playoffs	Pct.
1999	MIN	15-17	.469	DNQ	---
2000	MIN	15-17	.469	DNQ	---
2001	MIN	12-20	.375	DNQ	---
2008	SEA	22-12	.647	1-2	.333
2009	SEA	20-14	.588	1-2	.333
2010	SEA	28-6	.824	7-0	1.000
2011	SEA	21-13	.636	1-2	.333
WNBA TOTALS		133-99	.565	10-6	.692

ABL Head Coaching Record

Season	Team	Record	Pct.	Playoffs	Pct.
1996-97	COL	31-9	.775	5-2*	.714
1997-98	COL	36-8	.818	5-2*	.714
1998-99	COL	5-1	.786	N/A	(ABL folded in Dec. '98)
ABL TOTALS		72-18	.796	10-4	.714

Collegiate Head Coaching Record

Season	Team	Record	Pct.
1988-89	MISSOURI-KANSAS CITY	9-16	.360
1989-90	MISSOURI-KANSAS CITY	17-11	.607
1990-91	MISSOURI-KANSAS CITY	18-10	.643
1991-92	MISSOURI-KANSAS CITY	24-7	.774
1992-93	MISSOURI-KANSAS CITY	17-10	.630
1993-94	KANSAS STATE	13-14	.481
1994-95	KANSAS STATE	14-13	.519
1995-96	KANSAS STATE	11-12	.478
COLLEGIATE TOTALS		123-93	.569



NANCY DARSCH

Assistant Coach

Nancy Darsch, in her fifth season as an assistant coach for the Seattle Storm, has coached women's basketball at both the professional and Division I college levels.

As head coach for the WNBA's New York Liberty during the inaugural season in 1997, she led them to the championship game and a 17-11 record. She compiled a 36-24 record with New York over two seasons. Darsch took over the reigns for the Washington Mystics in 1999. After two seasons as head coach of the Mystics, Darsch became an advance scout for the team for three seasons.

She later joined the Minnesota Lynx as an assistant coach from 2003-2005. In 2006 and 2007 Darsch was an assistant coach at Boston College, helping lead the Eagles to a 13-16 campaign in 2006-07, and a 20-11 record in 2007-08, including a berth in the post-season WNIT.

Prior to her WNBA experience, Darsch was the head coach at Ohio State University for 12 seasons. She compiled a record of 234-125 (.652) while at Ohio State. Darsch led the Buckeyes to four Big Ten Conference Championships and seven NCAA tournament appearances. In 1993, Darsch led Ohio State to an impressive 24-4 record, a Big Ten Championship and the NCAA championship game. Before her arrival at Ohio State, Darsch was an assistant coach at Tennessee for seven seasons under head coach Pat Summitt.

Darsch has also been involved with USA Basketball since 1984. She has won two Olympic gold medals as an assistant coach for the 1984 Olympic Games in Los Angeles and the 1996 Olympic Games in Atlanta.

A native of Plymouth, Mass., Darsch is a 1973 graduate of Springfield College. She earned her master's degree in physical education from the University of Tennessee.



JENNY BOUCEK

Assistant Coach

Boucek, in her second season as an assistant coach for the Storm under the leadership of Brian Agler, re-joined the defending WNBA champions in 2010 as the Director of Player Development and Scouting. Boucek served as an assistant coach for the Storm under Anne Donovan during the 2003, 2004 and 2005 seasons and was an integral part of the 2004 WNBA championship team. Additionally, Boucek served as the head coach for the now-defunct Sacramento Monarchs and compiled a record of 40-41 during her two-plus seasons (2007-2009) with the organization.

After beginning her WNBA coaching career began in 1999 as an assistant with the Washington Mystics, Boucek spent three seasons as an assistant with the Miami Sol. She played professional basketball for two years before joining the coach ranks. In 1997, the WNBA's inaugural season, Boucek was a member of the Cleveland Rockers.

Boucek also played in Iceland in 1998 and was voted the country's best player after averaging 23 points, seven rebounds and six assists. She returned to Cleveland for the 1998 season but was forced to retire due to a career-ending back injury.

A four-year starter at the University of Virginia (1992-96), Boucek helped lead the Cavaliers to four regular-season ACC Championships and three NCAA Elite Eight appearances. She was a two-time GTE Academic All-America team member and two-time ACC selection. Boucek twice earned team Defensive Player of the Year honors and finished her career at Virginia as a member of the 1,000-point club. She also competed in the U.S. Olympic Festival in 1993.

MISSY BEQUETTE

Director of Basketball Operations

A member of the 2000 inaugural Storm staff, Missy Bequette celebrates her 13th season with the club and has been the director of basketball operations since the 2001 season. She is responsible for all travel arrangements, housing and practice scheduling, in addition to assisting with the draft, scouting and player personnel.

A native of Crystal City, Mo., Bequette graduated from the University of Missouri-Columbia before earning a master's degree in education with an emphasis in sport management from the University of Arkansas. While at Arkansas, Bequette served as the Lady Razorbacks assistant coach during the 1985-86 season.

After a year at the Arkansas School of Law, Bequette returned to the University of Missouri as an assistant coach from 1988 through 1997. Bequette's responsibilities at Missouri included evaluation and recruitment, a task at which she achieved great success by bringing in two Big 8 Freshmen of the Year and several all-conference athletes.

Bequette began her career in professional basketball with the Portland Power (ABL) in 1997, assisting former Storm Head Coach Lin Dunn. The Power won the ABL Western Conference with eventual WNBA players Natalie Williams, DeLisha Milton, Elaine Powell and Sylvia Crawley.

Prior to joining the Storm in March 2000, Bequette was a teacher and basketball coach at Southridge High School in Beaverton, Ore.



KAYCE KIRIHARA

Equipment Manager and Video Coordinator

Kayce Kirihara is in her second season as the equipment manager and video coordinator for the Seattle Storm. After several seasons as a Ball Kid, she was elevated to the position midway thru the 2011 season.

Her duties include managing the Storm players' gear, managing and scheduling the team's ball kids, editing Storm game tapes, helping with the scouting of Storm opponents and assisting the coaching staff with additional video production.

A native of Seattle, Kirihara attended Franklin High School where she played basketball and volleyball. She earned a basketball scholarship to the University of Hawaii-Hilo and graduated from there with a degree in communications.



TOM SPENCER

A.T., C. PTA

Tom Spencer, in his fifth season as the head athletic trainer for the Seattle Storm, graduated from Central Washington University in 1990 with a degree in individualized studies: Sports Medicine and Adaptive Physical Education.

Spencer worked for the Milwaukee Brewers for one summer as the Head Athletic Trainer for the Peoria Brewers of the Arizona summer league in 1988. From 1989-1999, Spencer worked for the Cincinnati Reds as a Head Minor League Athletic Trainer at many different levels from Rookie ball to Double A. Most recently, Spencer went back to school to become a Physical Therapist Assistant in 2002 and since then he has been working for Peak Sports and Spine Physical Therapy. Spencer opened an office in the Lake city area in August of 2006.

Spencer was born and raised in the Seattle area. He, his wife Margaret and his two daughters Marisa (17) and Mariel (15), live in the greater Seattle area. In Tom's spare time he likes to watch and coach his daughters' sports.

MICHAEL BRANDENBURG

Strength and Conditioning Coach

Michael F. Brandenburg is in his second year as the strength and conditioning coach for the Seattle Storm. He is a Former United States Marine and earned his B. S. in Exercise Science and Personal Training Certification through the Dr. Cooper Institute of Aerobic Research. Brandenburg has 22 years experience and knowledge to motivate, encourage, and help clients see how sharp their iron is.

Brandenburg has trained thousands of people from ages 7 to senior citizens, including athletes at the pro, semi-pro, college, high school, select, junior high, club and grade school levels. These athletes have been involved in football, soccer, baseball, fastpitch, gymnastics, basketball, lacrosse, swimming, track & field, wrestling, down hill skiing, and ballet.



NO.	PLAYER	POS.	HT.	WT.	DOB	FROM	YRS.
10	Sue Bird	G	5-9	150	10/16/80	Connecticut '02	10
32	Alysha Clark	F	5-10	167	7/7/87	Middle Tennessee '10	R
34	Victoria Dunlap	F	6-1	160	9/19/89	Kentucky '11	1
15	Lauren Jackson	F/C	6-6	187	5/11/81	Australia	11
11	Ewelina Kobryn	C	6-4		5/7/82	Poland	1
20	Camille Little	F	6-2	180	1/18/85	UNC '07	5
40	Shekinna Stricklen	G/F	6-2	178	7/30/90	Tennessee '12	R
14	Katie Smith	G	5-11	175	6/4/74	Ohio State '96	13
7	Tina Thompson	F	6-2	178	2/10/75	USC '97	15
12	Ann Wauters	C	6-4	193	10/12/80	Belgium	7
30	Tanisha Wright	G	5-11	165	11/29/83	Penn State '05	7

HEAD COACH: Brian Agler (Wittenberg)
ASSISTANT COACH: Nancy Darsch (Springfield College)
ASSISTANT COACH: Jenny Boucek (Virginia)
ATHLETIC TRAINER: Tom Spencer (Central Washington)

NUMERICALLY:

7	Thompson
10	Bird
11	Kobryn
12	Wauters
14	Smith
15	Jackson
20	Little
30	Wright
32	Clark
34	Dunlap
40	Stricklen

STORM PLAYERS



10 SUE BIRD



POSITION: Guard
HEIGHT: 5-9
WEIGHT: 150
WNBA YEARS FROM: Ten
 Connecticut '03/4
BIRTHDATE: October 16, 1980
BIRTHPLACE: Syosset, NY
ACQUIRED: Selected by Seattle in the first round (first pick overall) of the 2003 WNBA Draft

2011 WNBA REGULAR SEASON:

Recorded her 19th career double-double in the season opener with 13 points and 10 assists... named Western Conference Player of the Week for games played July 5-10... fourth career award... scored a game-high 21 points on 7-of-9 from the field along with five assists in the team's 78-61 loss at Indiana, July 5... followed with 17 points en route to a 99-80 home victory over Los Angeles, July 9... fourth time Bird has been named Western Conference Player of the Week, dating back to the 2005 season... three of those times have come when Lauren Jackson has missed time due to injury (previously 7/26/09 and 8/30/09), as Bird has stepped up her scoring to fill the void... Named a starter in the 2011 All-Star game, Bird's seventh appearance as a starter during the mid-summer showcase... Scored a season-high 29 points on July 29th at Tulsa including a perfect 10-for-10 from the free throw line ... added to her career highlight reel when she hit the game-winning three-pointer with 0.4 seconds on the clock at home against Connecticut, Aug. 5 ... finished with a game-high 20 points and five assists ... helped preserve a 63-62 home victory against New York in a frantic finish that saw her strip the ball as time expired ... Sue Bird scored her 4,000th career point 8/23 vs. San Antonio at the free throw line with 19.4 seconds left in the first quarter. Bird is the 16th player in WNBA history to reach 4,000 points and the first ever with 4,000 points and 1,500 assists ... hit the game-winning free throws with 1.6 seconds left at home against LA, Aug. 28 ... added a season-high seven rebounds and also had five steals in that game, the most by a Storm player this season ... at Tulsa, Sept. 2, had 14 points in the first half ... finished 4-of-5 from three point range for 21 points and added five assists ...

2011 PLAYOFFS:

Opened postseason play with eight points at home vs. Phoenix, 9/15... Led the team with 4 assists vs. Phoenix, 9/17, to go along with her 17 points which included 3-6 from long range... Led the team with 22 points, 1 shy of her career playoff record, in the loss to Phoenix, 9/19 including 4-8 from long range.

WNBA CAREER:

Selected by the Storm as the first overall pick in the 2002 WNBA Draft... Named to four consecutive All-WNBA First Teams from 2002-05... Voted as a starter at the WNBA All-Star Game in 2002, 2003, 2005, 2006, 2007, 2009 and 2011... Member of the 2004 and 2010 WNBA champion Storm... Member of the gold-medal-winning 2004 and 2008 U.S. Olympic Women's Senior National Basketball Teams... Named to the 10-member WNBA All-Decade Team in 2006... Named one of 15 greatest players in WNBA history during the league's 15th anniversary celebration in 2011... named Kim Perrot Sportsmanship co-winner along with Ruth Riley in 2011 ... Ranks as the Storm's all-time leader in assists.



2010: Averaged 11.1 ppg, 2.7 rpg, 5.8 apg, 1.5 spg, and 30.5 mpg in 33 games... Lead the league in assists per turnover... Became the second player in WNBA history to reach 1,500 career-assist milestone on June 20... Started for the USA Basketball team in the 2010 WNBA vs. USA Basketball: The Stars at the Sun... Finished eighth in MVP voting... Finished tenth in Kim Perrot Sportsmanship Award voting... Scored a season-high 22 points on June 5th at Los Angeles and June 18th at New York... Finished the season ranked second in assists per game... Led the team in scoring 5 times... Led the team in rebounds 2 times... Led the team in assists 20 times... Scored 20-plus points 3 times and 10-plus points 19 times... Handed out 10-plus assists 4 times... Posted 3 point/assist double-doubles... Started in all 32 games played...

2010 PLAYOFFS: Averaged 12.1 ppg, 4.1 rpg, 7.7 apg, 1.7 spg, and 37.0 mpg in seven games...

2009: Averaged 12.8 ppg, 2.8 rpg, 5.8 apg, 1.5 spg and 35.5 mpg in 31 games... Nominated by Storm fans to the Storm All-Decade Team as part of the Seattle Storm's 10th Anniversary... Won the 2009 WNBA Peak Performer Award for leading the league in assists... Voted as a starter to the WNBA All-Star Game for the sixth time in her career... Named WNBA Western Conference Player of the Week twice (Aug. 24-30 and July 20-26)... Reached the 3,000 career-point milestone at Sacramento on Friday, July 17, 2009... Scored a season-high 24 points on 8/29 against Atlanta... Finished the season ranked first in minutes per game (35.5)... Led the team in scoring five times... Led the team in rebounds two times... Led the team in assists 23 times... Scored 20-plus points five times and 10-plus points 22 times... Handed out 10-plus assists twice and five-plus assists 23 times... Started in all 31 games



played... Missed the last three games of the regular season due to a sore neck.

2009 PLAYOFFS: Averaged 11.3 ppg, 3.7 rpg, 4.0 apg, 1.3 spg and 36.3 mpg in three games...

2008: Averaged 14.1 ppg, 2.5 rpg, 5.1 apg, 1.2 spg and 33.7 mpg in 33 games... Finished third in WNBA MVP voting... Named to All-WNBA Second Team, her first All-WNBA honors since the 2005 season... Finished the season ranked second in the WNBA in total assists and third in assists per game... Finished first on team in points and assists ... Posted her only double-double of the season with 12 points and 11 assists vs. Minnesota on 7/5... Led team in scoring 11 times... Scored 20-plus points seven times, including scoring 24 points twice... Dished out 10-plus assists twice... Helped Storm finish 8-5 over the last 13 games to clinch second place in the Western Conference without Lauren Jackson... 2008 Playoffs : Averaged 19.7 ppg, 2.3 rpg, 3.0 apg, 1.3 spg and 37.0 mpg in three games...

2007: Averaged 10.4 ppg, 2.0 rpg, 4.9 apg, 1.5 spg and 31.7 mpg in 29 games... Finished the season ranked third in the WNBA in assists and tied for 12th in steals... Scored 10-plus points 16 times and 20-plus points twice... Handed out 10-plus assists twice and led the team in assists 16 times... Underwent successful arthroscopic surgery on her left knee on 7/6 and missed five games (7/6-17), with the Storm going 2-3 over that span... Named to her fifth WNBA All-Star Team but did not play due to injury... Posted her first double-double of the season with 13 points and 11 assists at Chicago on 6/12... Scored a season-high 25 points on 10-of-15 shooting (5-of-7 from three) at Minnesota on 6/22...



Grabbed her 500th career rebound at Los Angeles on 6/24...Recorded her 1,000th career assist vs. New York on 7/1, becoming the youngest player in league history to reach the milestone...Made her 300th career three-pointer at Connecticut on 7/20...

2007 PLAYOFFS: Averaged 16.5 ppg, 2.0 rpg, 5.0 apg, 2.0 spg and 35.5 mpg in two games...

2006: Averaged 11.4 ppg, 3.0 rpg, 4.8 apg, 1.8 spg and 31.3 mpg in 34 games...Finished the season ranked third in the WNBA in assists, seventh in steals and eighth in free throw percentage...Swiped a career high and franchise-record seven steals in the season opener vs. Los Angeles on 5/21...Grabbed a career-high five offensive rebounds vs. Phoenix on 6/2...Swiped her 200th career steal at Connecticut on 6/9...Named to the WNBA's All-Decade Team on 6/13...Handed out a career-high and franchise-record 14 assists vs. Minnesota on 7/1...Made her fourth WNBA All-Star appearance on 7/12, tallying nine points and handing out three assists in 19 minutes of action... Talled her 2,000th career point at Minnesota on 8/1... Set a WNBA record for three-pointers in a half with six in the opening 20 minutes at Detroit on 8/8...

2006 PLAYOFFS: Averaged 12.7 ppg, 2.7 rpg, 3.3 apg and 35.0 mpg in three games...

2005: Averaged 12.1 ppg, 2.4 rpg, 5.9 apg, 1.0 spg and 34.0 mpg in 30 games...Named to her third WNBA All-Star Team and her fourth consecutive All-WNBA First Team...Missed four games with fractured right nasal and orbital bones suffered on 6/7 at Connecticut...Led the WNBA in assists per game (5.9) for the first time in her career...Ranked fourth in three-point percentage (.437), fourth in assist-to-turnover ratio (2.02) and sixth in free throw percentage (.855)...Dished out her 700th career assist vs. Detroit on 7/23...Hit her 200th career three-pointer vs. Los Angeles on 7/31...

2005 PLAYOFFS: Averaged 9.0 ppg, 1.7 apg, 4.3 spg, 1.0 rpg and 34.3 mpg in three games...

2004: Averaged 12.9 ppg, 3.1 rpg, 5.4 apg, 1.50 spg and 33.4 mpg in 34 games...Named All-WNBA First Team for her third straight season...Finished second in the WNBA in assists, fourth in three-point field-goal percentage and tied for sixth in free throw percentage... Scored her 1,000th career point vs. Houston on 6/22... Started her 100th consecutive game for the Storm in the season finale on 9/18...Converted the game winning layup with two seconds left in overtime against Washington on 7/17...

2004 PLAYOFFS: Averaged 8.5 ppg, 3.3 rpg, 5.3 apg, 1.50 spg and 29.1 mpg in eight games...

2003: Averaged 12.4 ppg, 3.3 rpg, 6.5 apg, 1.41 spg and 33.4 mpg in 34 games...Named All-WNBA First Team for the second straight season...Voted as a starter for the Western Conference at the WNBA All-Star Game where she scored 11 points and grabbed four rebounds... Ranked second in the WNBA in assists and fifth in free throw percentage...Handed out a career-high tying 12 assists at Los Angeles on 6/19 and at Cleveland on 6/27...Recorded a WNBA-record seven point/assist double-doubles...Handed out 10 or more assists in eight games during the season, tying the second-highest total in WNBA history...Became the fifth player in WNBA history to post a 20-point/10-assist game when she registered 21 points and 10 assists vs. Washington on 7/3...Became the third player in WNBA history to amass more than 200 assists in a season (221), joining Ticha Penicheiro and Teresa Weatherspoon...

2002: Averaged 14.4 ppg, 2.6 rpg, 1.7 spg, 6.0 apg and 35.0 mpg in 32 games...Named All-WNBA First Team, joining Indiana's Tamika Catchings as the first rookies in league history to attain the distinction...Named runner-up to Catchings for the 2002 WNBA Rookie of the Year Award...Named a starter for the Western Conference at the WNBA All-Star Game in Washington D.C. after leading all guards in the league's fan voting...Handed out a WNBA-All-Star-record seven assists in the midseason classic...Ranked second in the WNBA in assists, eighth in steals, first in free throw percentage and ninth in three-

point percentage...Scored a then-franchise-record 33 points vs. Portland on 8/9...


2002 PLAYOFFS: Averaged 14.0 points, 6.0 assists and 2.50 steals in 36.5 minutes per game...

COLLEGE:

A member of the NCAA Division I Champion Connecticut Huskies in 2000 and 2002...Selected as a two-time All-American...Recipient of the Wade Trophy in 2002 and named the 2002 Associated Press and Naismith Player of the Year...Won the 2002 Honda Award for Women's Basketball... Received the first-annual Senior CLASS Award presented to the nation's most outstanding senior basketball player...Selected three times as winner of the Conesco/Nancy Lieberman-Cline National Point Guard of the Year Award...Ranks as UConn's all-time leader in three-point field-goal percentage (.459) and free throw percentage (.892)...Became one of only two players at UConn to amass more than 1,000 points, 500 assists and 200 steals in her career (Jennifer Rizzotti)...Named as a 2002 Kodak All-American and 2002 NCAA Final Four All-Tournament Team selection...Selected as Big East Player of the Year, First Team All-Big East and Big East All-Tournament in 2002...Started in all 39 games in the 2001-02 season and registered the UConn school record for most assists in a season (231)...Led the nation in free throw percentage (.942) in 2001-02.

PERSONAL:

Born Suzanne Brigit Bird...Earned a degree in communication science at Connecticut...Wears number 10 on her jersey because she and her sister Jennifer were both born in October (the 10th month)...Considers her greatest collegiate basketball memory to be hitting the game-winning shot in the Big East Championship her junior year in college...Named the Best Female College Athlete of the Year at the 10th Annual ESPY Awards on 7/10/02...Chosen as Team Sportswoman of the Year by The Women's Sports Foundation on 10/21/02...Selected as the Female Sports Star of the Year by the Seattle Post-Intelligencer at the 68th Annual Sports Star of the Year Awards Banquet in Seattle on 1/27/03... Says she's interested in a career in broadcasting following her playing days and served as a guest color analyst on several of ESPN's broadcasts of the 2003 NCAA Women's Basketball Tournament.



CAREER HIGHLIGHTS:

- Two-time WNBA Champion (2004, 2010)
- Seven-time WNBA All-Star (2002, 2003, 2005, 2006, 2007, 2009, 2011) ... No game in 2004, 2008 or 2010)
- Four-time WNBA All-First Team (2002, 2003, 2004, 2005)
- Three-time WNBA All-Second team (2008, 2010, 2011)
- Two-time Olympic gold medalist (2004, 2008)
- Named one of 15 greatest players in WNBA history during league's 15th anniversary celebration in 2011
- Named to WNBA All-Decade Team (2006)
- No. 1 overall pick, 2002 (Seattle)
- Four-time EuroLeague Women's Champion (2007, 2008, 2009, 2010 (Spartak Moscow Region))



	2011 SEASON HIGHS	CAREER HIGHS	PLAYOFF HIGHS
Points	29 @ Tulsa 7/30/2011	33 vs. Portland 8/9/2002	23 , @ Los Angeles 9/19/2008
Field Goals Made	10 2 Times	11 @ Los Angeles 7/5/2003	9 , 2 Times
Field Goals Attempted	23 @ Chicago 7/19/2011	23 vs. Atlanta 8/29/2009	19 , vs. LA 9/21/2008
Three Point Field Goals Made	5 2 Times	7 vs. Los Angeles 7/22/2009	5 , @ Phoenix 8/26/2007
Three Point Field Goals Attempted	10 vs. Minnesota 6/9/2011	14 vs. Los Angeles 7/22/2009	11 , @ Los Angeles 8/22/2006
Free Throws Made	10 @ Tulsa 7/30/2011	11 2 Times	6 , vs. Connecticut 10/10/2004
Free Throws Attempted	10 @ Tulsa 7/30/2011	12 2 Times	7 , vs. Connecticut 10/10/2004
Offensive Rebounds	2 @ Chicago 7/19/2011	5 vs. Phoenix 6/2/2006	3 , @ Connecticut 10/8/2004
Defensive Rebounds	5 4 Times	8 @ Indiana 6/11/2006	6 , 2 Times
Total Rebounds	7 vs. Los Angeles 8/28/2011	8 6 Times	6 , 3 Times
Assists	10 vs. Phoenix 6/4/2011	14 vs. Minnesota 7/1/2006	14 , vs. Sacramento 10/5/2004
Steals	5 vs. Los Angeles 8/28/2011	7 vs. Los Angeles 5/21/2006	3 , 6 Times
Blocks	1 5 Times	2 3 Times	2 , at Phoenix 9/5/2010
Minutes Played	38 2 Times	50 @ Phoenix 7/14/2010	39 , vs. Los Angeles 9/23/2008

WNBA CAREER STATISTICS

Year-Team	G	GS	MIN	FGM	FGA	PCT	FG3M	FG3A	PCT	FTM	FTA	PCT	OFF	DEF	TOT	AST	PF	DQ	STL	TO	BLK	PTS	RPG	APG	PPG
2002 Seattle	32	32	1121	151	375	.403	57	142	.401	102	112	.911	17	66	83	191	48	0	55	109	3	461	2.6	6.0	14.4
2003 Seattle	34	34	1136	156	368	.421	49	140	.350	61	69	.884	22	91	113	221	47	0	48	110	1	420	3.3	6.5	12.4
2004 Seattle	34	34	1136	151	326	.463	64	146	.438	73	85	.859	22	84	106	184	48	0	51	87	5	439	3.1	5.4	12.9
2005 Seattle	30	30	1020	130	294	.442	45	103	.437	59	69	.855	21	51	72	176	46	0	29	87	6	364	2.5	5.9	12.1
2006 Seattle	34	34	1066	137	333	.411	56	153	.366	59	68	.868	24	78	102	162	60	1	61	88	5	389	3.0	4.8	11.4
2007 Seattle	29	29	919	118	276	.428	45	133	.338	22	26	.846	8	49	57	143	46	0	43	67	8	303	2.0	4.9	10.4
2008 Seattle	33	33	1111	172	390	.441	47	137	.343	74	85	.871	14	70	84	169	61	0	39	88	3	465	2.5	5.1	14.1
2009 Seattle	31	31	1101	154	377	.408	54	150	.360	35	41	.854	12	66	78	179	50	0	47	81	3	397	2.5	5.8	12.8
2010 Seattle	33	33	1005	135	311	.434	59	148	.399	36	42	.857	7	81	88	190	45	0	50	60	5	365	2.7	5.8	11.1
2011 Seattle	34	34	1123	183	408	.449	71	166	.428	63	72	.875	14	85	99	165	43	0	48	80	6	500	2.9	4.9	14.7
TOTALS	324	324	10737	1486	3458	.430	547	1418	.386	584	669	.873	161	721	882	1780	494	1	471	857	45	4103	2.7	5.5	12.7

WNBA CAREER PLAYOFF STATISTICS

YEAR-TEAM	G-GS	MIN	FGM-FGA	PCT	FG3M-FG3A	PCT	FTM-FTA	PCT	OFF-DEF-TOT	AST	PF-DQ	STL	TO	BLK	PTS	RPG	APG	PPG
2002 SEATTLE	2-2	73	9-22	.409	3-11	.273	7-7	1.000	0-0-0	12	6-0	5	5	0	28	0.0	6.0	14.0
2004 SEATTLE	8-8	233	23-61	.377	6-20	.300	16-21	.762	5-21-26	42	13-0	12	16	0	68	3.3	5.3	8.5
2005 SEATTLE	3-3	103	9-33	.273	2-15	.133	7-8	.875	1-4-5	13	6-0	3	4	0	27	1.7	4.3	9.0
2006 SEATTLE	3-3	106	13-36	.361	7-21	.333	5-8	.625	3-5-8	10	3-0	1	7	2	38	2.7	3.3	12.7
2007 SEATTLE	2-2	71	11-24	.458	7-12	.583	4-4	1.000	0-4-4	10	4-0	4	6	0	33	2.0	5.0	16.5
2008 SEATTLE	3-3	111	23-50	.460	5-17	.294	8-8	1.000	0-7-7	9	3-0	4	6	0	59	2.3	3.0	19.7
2009 SEATTLE	3-3	109	11-33	.333	5-12	.417	7-8	.875	1-10-11	12	5-0	4	7	0	34	3.7	4.0	11.3
2010 SEATTLE	7-7	259	32-83	.386	11-33	.333	10-13	.769	2-27-29	54	20-0	12	14	3	85	4.1	7.7	12.1
2011 SEATTLE	3-3	101	16-36	.444	9-18	.500	6-7	.857	4-8-12	8	4-0	3	2	0	47	4.0	2.7	15.7
TOTALS	34-34	1166	147-378	.389	55-159	.346	70-84	.833	16-86-102	170	64-0	48	67	5	419	3.0	5.0	12.3

32 ALYSHA CLARK



POSITION: Forward
HEIGHT: 5-10
WEIGHT: 167
WNBA YEARS: Rookie
FROM: Middle Tennessee '10
BIRTHDATE: July 7, 1987
BIRTHPLACE: Denver, Colo.
ACQUIRED: Signed training camp contract March 9, 2012

WNBA CAREER:

Drafted by the San Antonio Silver Stars in the second round (17th overall) of the 2010 WNBA Draft ... Waived by the Silver Stars on May 14, 2010 ... Signed by the San Antonio Silver Stars as a free agent on May 16, 2011 ... Waived by the Silver Stars on June 2, 2011 ... Signed by the Seattle Storm as a free agent on March 9, 2012.

COLLEGE:

Transferred from Belmont to Middle Tennessee State after her sophomore season ... Named Player of the Year during all four years of college - twice in Atlantic Sun and twice in Sun Belt. She's believed to be the first NCAA basketball player, men's or women's, to earn player of the year accolades from two different conferences ... Also became the first A-Sun player to win Freshman of the Year and Player of the Year in the same season ... Led NCAA in scoring and set a school record with 27.5 points per game as a senior ... Scored 48 points and hit the game-winning shot in the Sun Belt Championship game as a senior.

PERSONAL:

Born Alysha Angelica Clark on July 7, 1987, in Denver, Colo. ... Daughter of Kenneth and Jan Clark ... Has five siblings, Tonya, Kenneth Jr., Corey (29), Ajia and Arlisha ... Majored in electronic media journalism.

COLLEGIATE CAREER STATISTICS

Belmont																
Season	G	FGM	FGA	PCT	FTM	FTA	PCT	3PM	3PA	PCT	REB	AST	STL	BL	PTS	AVG
2005-06	30	208	383	.543	178	239	.745	5	22	.227	327	40	51	15	599	20.0
2006-07	30	165	284	.581	159	213	.746	8	21	.381	364	54	64	13	497	16.6
MTSU																
Season	G	FGM	FGA	PCT	FTM	FTA	PCT	3PM	3PA	PCT	REB	AST	STL	BL	PTS	AVG
2008-09	34	343	565	.607	237	300	.790	12	29	.414	334	72	72	21	935	27.5
2009-10	28	299	481	.622	189	243	.778	17	52	.327	323	96	70	19	804	28.7
Career																
Season	G	FGM	FGA	PCT	FTM	FTA	PCT	3PM	3PA	PCT	REB	AST	STL	BL	PTS	AVG
Totals	122	1015	1713	.593	763	995	.767	42	124	.339	1348	262	257	68	2835	23.2

34 VICTORIA DUNLAP



POSITION: Forward
HEIGHT: 6-1
WEIGHT: 167
WNBA YEARS: 1
FROM: Kentucky '11
BIRTHDATE: September 19, 1989
BIRTHPLACE: Nashville, Tenn.
ACQUIRED: Acquired from Washington Mystics in exchange for center Ashley Robinson, Feb. 14, 2012

WNBA CAREER:

Selected by the Washington Mystics in the first round (11th overall) of the 2011 WNBA Draft ... Traded by the Mystics to the Seattle Storm in exchange for Ashley Robinson Feb. 14, 2012. 2011: Recorded the first start in her career on July 3 against the Seattle Storm, leading the Mystics with 19 points, shooting 7-for-14 from the field and 5-for-7 from the free throw line. Dunlap also grabbed eight rebounds and three steals in 33 minutes of play ... started in three out of 26 games played ... averaged 2.3 points per game ... played 8.4 minutes per game ... grabbed 1.7 rebounds per game.

COLLEGE:

Most decorated player in Kentucky history ... Chosen SEC Player of the Year in 2009-10 and named SEC Player of the Year by Associated Press in 2010-11 ... Picked for the AP's All-America Third Team as junior and senior ... Finished ranked in the top 10 on numerous career lists, including No. 1 in games played (133) and No. 2 in scoring (1,846), rebounding (1,099), blocks (178), steals (307), free throws made (445), free throws attempted (714) and double-doubles (31) ... First player in school history to chart more than 100 assists, 100 blocks and 300 steals in her career and just the second player with more than 1,000 points and 1,000 rebounds in a career.

PERSONAL:

Born Victoria Essence Rose Dunlap on Sept. 19, 1989 ... Father played football at Tennessee State and spent three seasons in the NFL, mother ran track at Tennessee State and brother King is currently an offensive lineman for the Philadelphia Eagles ... Majored in family studies with a minor in psychology.

WNBA Regular Season Record

YEAR-TEAM	G-GS	MIN	FGM-FGA	PCT	FG3M-FG3A	PCT	FTM-FTA	PCT	OFF-DEF-TOT	AST	PF-DQ	STL	TO	BLK	PTS	RPG	APG	PPG
2011 WASHINGTON	26-3	219	25-57	.439	1-2	.500	8-17	.471	17-26-43	11	19-0	18	15	5	59	1.7	0.4	2.3
TOTALS	26-3	219	25-57	.439	1-2	.500	8-17	.471	17-26-43	11	19-0	18	15	5	59	1.7	0.4	2.3

15 LAUREN JACKSON



POSITION: Forward/Center
HEIGHT: 6-5
WEIGHT: 187
WNBA YEARS: 11
FROM: Australia
BIRTHDATE: May 11, 1981
BIRTHPLACE: Albury, Australia
ACQUIRED: Selected by Seattle in the first round (first pick overall) of the 2001 WNBA Draft

2011 WNBA REGULAR SEASON:

Injured June 21 at Tulsa (strained left labrum)... expected to miss 8-12 weeks while recovering from surgery that took place June 30 at the Steadman Clinic in Vail, Colo.... missed 20 games before returning to action at home, Aug. 20 versus New York ... started the game and scored a game-high 20 point in 21 minutes of action ... added a season-high seven boards as well ... fouled out in that same game, for the first time since the 2009 season ... scored 20 points again at Tulsa, Sept. 2 ... was 4-of-4 from the line and added 5 boards ... rested for the final home game vs. Chicago.

2011 PLAYOFFS:

Scored 13 points in 19 minutes of action in Game 1 of the Western Conference Semifinals ... did not play the fourth quarter as Seattle had built a 27-point lead heading into the final period... Had 14 points included 3-6 from long range vs. Phoenix, 9/17... had 18 points vs. Phoenix, 9/19...



WNBA CAREER:

Selected as the first overall pick by the Storm in the 2001 WNBA Draft...Eight-time WNBA All-Star (2001, 2002, 2003, 2005, 2006, 2007, 2009, and 2010)...2003, 2007, and 2010 WNBA MVP...2007 WNBA Defensive Player of the Year...Seven-time All WNBA First Team selection (2003, 2004, 2005, 2006, 2007, 2009, and 2010)...2001 WNBA Rookie of the Year Runner up...Member of the 2004 and 2010 WNBA champion Storm...Shares WNBA record for most points in a game (47 at Washington on 7/24/07) and minutes played in a game (55 vs. Washington on 7/3/01 - 4OT)...Currently ranked third in field goals made (2,003), third in free throws made (1,335), third in free throw attempts (1,585), fifth in total rebounds (2,333), third in blocked shots (568), fourth in points (5,757) and fifth in scoring average (19.5) among career leaders...

2010: Averaged 20.5 ppg, 8.3 rpg, 1.2 apg and 31.0 mpg in 32 games...Picked up three Player of the Month and five Player of the Week honors in 2010...That ran her P.O.T.W. total throughout her career to 19, a league record...Second time in her career she's won five of those honors (2007)... Named to the WNBA All-Defensive Second Team...Named both the league and Finals top player... fourth player to acquire both nods in a single season...Voted onto the WNBA team in the 2010 WNBA vs. USA Basketball: The Stars at the Sun but did not play due to injury...Scored a season-high 33 points on July 27th vs. Phoenix...Finished the season ranked 4th in scoring average...Finished the season ranked 7th in rebounds per game...Finished the season ranked 4th in free throw percentage...Finished the season ranked 5th in blocks per game...Led the team in scoring 19 times... Led the team in rebounds 19 times...Scored 30-plus points 5 times, 20-plus points 14 times and 10-plus points 30 times...Pulled down 8 10-plus rebounds times... Posted 7 point/rebound double-doubles...Streak of seven straight games with 20-plus points snapped on July 25 vs Tulsa...Started in all 32 games played...



PLAYOFFS: Averaged 21.6 ppg, 9.6 rpg, 1.1 apg and 36.1 mpg seven games...

2009: Averaged 19.4 ppg, 7.0 rpg, 0.8 apg and 32.4 mpg...Nominated by Storm fans to the Storm All-Decade Team as part of the Seattle Storm's 10th Anniversary...Voted as a starter to the WNBA All-Star Game...Named WNBA Western Conference Player of the Week for the week of June 15-21... Reached the 5,000 career point milestone Saturday, Aug. 15 in Atlanta - becoming the fourth player in the WNBA to reach the 5,000 career points milestone...Jackson played in a total of 259 games and was 28 years, 96 days old - the youngest WNBA player to reach 5,000 points in the shortest amount of time...Led the team in scoring 17 times... Led the team in rebounds 16 times...Scored 30-plus points twice, 20-plus points 13 times and 10-plus points 24 times...Pulled down 10-plus rebounds five times...Recorded four point/rebound double-doubles...Started in all 26 games played... Missed the last six games of the regular season due to a stress fracture in her back.

2008: Averaged 20.2 ppg, 7.0 rpg, 1.2 apg, 1.5 spg, 1.6 bpg and 33.0 mpg in 21 games...Named to the All-WNBA Second Team...Finished second in the WNBA in free throw percentage...Missed five games to train with Australian National Team, then missed last eight games of regular season due to having arthroscopic surgery on her right ankle after the

Olympics...Finished tenth in WNBA MVP voting... Scored 20-plus points nine times and 30-plus points three times...Finished first on team in scoring, rebounds and blocks per game... Recorded her only double-double of the season with 20 points and 14 rebounds vs. Phoenix on 6/11... Scored season-high 34 points on 15-for-22 shooting vs. Minnesota on 7/5...Blocked five shots vs. Los Angeles on 7/12...

2007: Averaged 23.8 ppg, 9.7 rpg, 1.3 apg, 1.0 spg, 2.0 bpg and 32.9 mpg...Led the league and posted career highs in scoring, rebounding and double-doubles...Named WNBA MVP for the second time in her career and earned WNBA Defensive Player of the Year honors for the first time...Ranked second in the WNBA in blocks, third in field goal percentage, fifth in free throw percentage and 13th in three-point percentage... Scored 30-plus points a WNBA-record nine times...Named Western Conference Player of the Week a WNBA record five times...Grabbed the 1,500th rebound of her career at Indiana on 6/13... Hit the 250th three-pointer of her career vs. Houston on 6/15...Made her sixth All-Star Game appearance on 7/15, tallying 14 points and five rebounds while shooting 4-of-7 from behind the arc...Matched the WNBA record with a career-high 47 points at Washington on 7/24...Scored her 4,000th career point vs. Indiana on 7/27, becoming the fastest (209 games) and youngest (26 years old) player in league history to reach the milestone...Blocked seven shots vs. Sacramento on 7/31, the high game in the league this season... Played just 14 minutes at Sacramento on 8/3 after suffering a groin strain in the first half, ending her streak of consecutive games scoring in double figures at 30...

2007 PLAYOFFS: Averaged 19.0 ppg, 11.5 rpg, 1.5 bpg and 34.0 mpg in two games...
2006: Averaged 19.5 ppg, 7.7 rpg, 1.6 apg, 1.7 bpg and 28.3 mpg in 30 games...Posted career highs in field goal percentage and free throw percentage...Finished first in the league in efficiency rating, third in blocks, fourth in scoring, fifth in rebounding and fifth in double-doubles... Scored a career-high and franchise-record 35 points at Phoenix on 5/25...Scored 19 points vs. Chicago on 6/7 to move past the 3,000-point mark for her career, becoming the youngest player (25 years, 27 days old) and the fastest player (162 career games) in league history to reach the milestone...Named to the WNBA's All-Decade Team on 6/13...Named Player of the Week for the seventh time in her career on 7/5...Made her fifth WNBA All-Star appearance on 7/12, scoring seven points to go along with four rebounds and a game-high four steals...
2006 PLAYOFFS: Averaged 18.0 ppg, 8.0 rpg, 2.3 bpg and 30.3 mpg in three games...



2005: Averaged 17.6 ppg, 9.2 rpg, 1.7 apg, 1.1 spg and 1.97 bpg in 34.6 mpg...Named to her fourth WNBA All-Star Team...Named to the All-WNBA First Team for the third consecutive year...Started all 34 games...Led the WNBA in efficiency rating...Finished second in the league in scoring, second in rebounding, fourth in blocks and fifth in minutes...Co-led the WNBA with 12 double-doubles...Named WNBA Player of the Week on 6/6...Scored a season-high 31 points in a win over Sacramento on 7/3...Grabbed her 1,000th career rebound on 6/22 vs. Connecticut...Hit her 1,000th career field goal on 8/20 at Sacramento, becoming the youngest player in WNBA history to reach the milestone...Received the ESPY Award for "Best WNBA Player of 2004" on 7/17...

2005 PLAYOFFS: Started all three playoff games and averaged 14.3 ppg, 8.0 rpg, 0.7 apg, 1.33 spg and 1.33 bpg in 34.0 mpg...

2004: Averaged 20.5 ppg, 6.6 rpg, 1.7 apg, 1.0 spg and 2.07 bpg in 34.5 mpg...Named to the All-WNBA First Team for her second straight year...Led the WNBA in scoring for the second consecutive year...Led the Storm in points, rebounds, three-point field-goal percentage and blocks...Finished 10th in the league in rebounding, third in blocks, third in

minutes...Scored in double-figures in all 31 games played to extend her streak to 84 consecutive games, the second-longest streak in WNBA history (92 – Cynthia Cooper)...Named WNBA Player of the Week two times (7/19 and 7/26)...Scored her 2,000th career point at Sacramento on 7/15 to become the youngest WNBA player ever to attain the milestone and the second-fastest to the feat at 109 games (90 – Cynthia Cooper)...Scored 20 or more points in a half in three games, including a team-record 23 points vs. Sacramento on 7/3...Missed three games (9/1-4) while on the injured list with a right mid-foot sprain (the Storm went 0-3 during her time on the injured list)...Received the ESPY Award for "Best WNBA Player of 2003" on 7/14...

2004 PLAYOFFS: Started all eight playoff games and averaged 19.6 ppg, 7.5 rpg, 1.4 apg, 1.00 spg and 1.13 bpg in 35.9 mpg...

2003: Averaged 21.2 ppg, 9.3 rpg, 1.9 apg, 1.15 spg, 1.94 bpg and 33.6 mpg in 33 games...Named 2003 WNBA MVP, becoming the first international player and youngest ever to garner the league's highest honor...Selected to the All-WNBA First Team for the first time...Led the WNBA in scoring and finished fourth in rebounding, sixth in field-goal percentage (.483), third in blocks and 10th in minutes...Recorded the fifth 20-20 game in WNBA history on 7/31 vs. Charlotte, scoring 23 points and grabbing a career-high and team-record 20 rebounds...Became the youngest player in WNBA history to reach the 1,000-point mark for career scoring vs. Phoenix on 6/7...Selected to her third straight WNBA All-Star Game (first time as a starter)...Named WNBA Player of the Week a league-record-tying three times...Made a WNBA-record 17 field goals vs. Los Angeles on 8/6...Made a franchise-record and WNBA-season-high 14 free throws vs. San Antonio on 8/12...Recorded 13 double-doubles, including a WNBA-record-tying seven consecutive games with double-doubles (7/25-8/12)...

2002 Averaged 17.2 ppg, 6.8 rpg, 2.9 bpg, 1.1 spg, 1.5 apg and 31.5 mpg in 28 games...Selected as a reserve for the Western Conference squad at the WNBA All-Star Game for the second straight season...Ranked third in the

WNBA in blocks, fourth in scoring and tied for 12th in rebounding...Scored in double-figures in 27 games, including 20 consecutive games to end the regular season (6/26-8/13)...Blocked a career-high and franchise-record eight shots (third-most in WNBA history) vs. Utah on 8/11...Missed four games due to a sprained right ankle (5/30-6/6)...

2002 PLAYOFFS: Averaged 11.5 ppg, 5.0 rpg, 1.5 apg, 3.0 bpg and 34.0 mpg in 2 games...

2001: Averaged 15.2 ppg, 6.7 rpg, 1.5 apg, 1.86 spg, 2.21 bpg and 34.5 mpg in 29 games...Led all WNBA rookies in scoring, rebounding, steals, blocks and minutes...Named as a reserve on the Western

Conference team at the 2001 WNBA All-Star Game in Orlando where she scored 11 points, grabbed three rebounds, handed out one assist and recorded three steals...Finished second behind Portland's Jackie Stiles for the 2001 WNBA Rookie of the Year Award...Selected as a nominee for the 2001 Female Athlete of the Year Award at the 67th Annual Seattle Post Intelligencer Sports Stars Banquet...Scored a season-high 26 points at L.A. on 8/4...Missed three games due to injury (mild concussion on 6/28 and a sore right shoulder on 8/11 and 8/14)...

PERSONAL:

Full name is Lauren Elizabeth Jackson...Nicknames are "Loz," "Jacko" and "LJ"...Began playing basketball at age 4...Her father Gary and her mother Maree each played for Australia's national teams (Gary in 1975 and Maree from 1974 to 1982)...Won a gold medal with the Australian National Team at the 2006 FIBA World Championships in Brazil and silver medals at the 2000 Olympics in Sydney, the 2004 Olympics in Athens, the 2008 Olympics in Beijing and the 2002 FIBA World Championships in China...Wears jersey number 15 in honor of her mother (Maree also wore 15 in her playing days).

CAREER HIGHLIGHTS:

- Two-time WNBA Champion (2004, 2010)
- Three-time Olympic silver medalist (2000, 2004, 2008)
- Eight-time WNBA All-Star (2001, 2002, 2003, 2005, 2006, 2007, 2008, 2010... No All-Star game in 2004, 2008 or 2010)
- Seven-time All-WNBA First Team (2003, 2004, 2005, 2006, 2007, 2009, 2010)
- Three-time WNBA MVP (2003, 2007, 2010)
- 2010 WNBA Finals MVP
- 2007 WNBA Defensive Player of the Year
- Named one of the 15 greatest players in WNBA history during the league's 15th anniversary celebration in 2011
- WNBA All-Decade Team (2006)
- Five-time EuroLeague Women's Champion (2007, 2008, 2009, 2010, 2012 (Ros Casares Valencia))
- No. 1 overall pick, 2001 (Seattle)



	2011 SEASON HIGHS	CAREER HIGHS	PLAYOFF HIGHS
Points	20 2x, last at Tulsa, 9/2/11	47 @ Washington 7/24/2007	31 , @ Sacramento 10/1/2004
Field Goals Made	8 @ Tulsa, 9/2/11	18 @ Washington 7/24/2007	9 , 2 Times
Field Goals Attempted	15 @ Tulsa, 9/2/11	29 vs. Washington 7/3/2001	19 , @ Connecticut 10/8/2004
Three Point Field Goals Made	3 vs. New York 8/20/2011	5 3 Times	6 , @ Sacramento 10/5/2004
Three Point Field Goals Attempted	6 2 Times	13 vs. Los Angeles 5/21/2005	8 , 2 Times
Free Throws Made	7 @ Los Angeles 8/30/2011	15 vs. Los Angeles 8/17/2007	13 , vs. Atlanta 9/14/2010
Free Throws Attempted	8 @ Los Angeles 8/30/2011	16 2 Times	17 , vs. Atlanta 9/14/2010
Offensive Rebounds	4 vs. Indiana 6/17/2011	8 2 Times	6 , @ Sacramento 10/1/2004
Defensive Rebounds	7 2 Times	15 vs. Charlotte 7/31/2003	14 , vs. Phoenix 9/2/2010
Total Rebounds	7 4 Times	20 vs. Charlotte 7/31/2003	17 , vs. Phoenix 9/2/2010
Assists	1 3 Times	5 4 Times	3 , 2 Times
Steals	3 @ Los Angeles 6/19/2011	6 vs. Minnesota 6/19/2009	3 , 3 Times
Blocks	2 3 Times	8 vs. Utah 8/11/2002	3 , 5 Times
Minutes Played	31 vs. Phoenix 6/4/2011	55 vs. Washington 7/3/2001	41 , @ Sacramento 10/1/2004

WNBA CAREER STATISTICS

Year-Team	G	GS	MIN	FGM	FGA	PCT	FG3M	FG3A	PCT	FTM	FTA	PCT	OFF	DEF	TOT	AST	PF	DQ	STL	TO	BLK	PTS	RPG	APG	PPG
2001 Seattle	29	29	1001	149	406	.367	40	129	.310	104	143	.727	57	136	193	44	97	3	54	53	64	442	6.7	1.5	15.2
2002 Seattle	28	28	882	186	462	.403	42	120	.350	68	90	.756	66	124	190	41	95	1	30	47	81	482	6.8	1.5	17.2
2003 Seattle	33	33	1109	254	526	.483	39	123	.317	151	183	.825	82	225	307	62	106	1	38	69	64	698	9.3	1.9	21.2
2004 Seattle	31	31	1070	220	460	.478	52	115	.452	142	175	.811	64	143	207	51	93	0	31	67	62	634	6.7	1.6	20.5
2005 Seattle	34	34	1176	206	450	.458	34	118	.288	151	181	.834	96	217	313	57	100	2	36	59	67	597	9.2	1.7	17.6
2006 Seattle	30	30	853	193	361	.535	29	77	.377	170	189	.899	70	160	230	48	90	1	24	40	51	585	7.7	1.6	19.5
2007 Seattle	31	31	1020	258	497	.519	49	122	.402	174	197	.883	80	220	300	40	93	1	31	56	63	739	9.7	1.3	23.8
2008 Seattle	21	21	694	149	330	.452	28	5	.295	99	106	.934	39	108	147	26	67	0	31	40	33	425	7.0	1.2	20.2
2009 Seattle	26	26	843	168	363	.463	49	114	.430	114	143	.797	48	134	182	22	97	2	38	43	45	499	7.0	0.8	19.2
2010 Seattle	32	32	993	220	476	.462	54	156	.346	162	178	.910	89	175	264	38	91	0	30	46	38	656	8.3	1.2	20.5
2011 Seattle	13	13	322	53	134	.396	14	45	.311	38	43	.884	11	53	64	4	33	1	13	17	11	158	4.9	0.3	12.2
TOTALS	324	324	10737	1486	3458	.430	547	1418	.386	584	669	.873	161	721	882	1780	494	1	471	857	45	4103	2.7	5.5	12.7

WNBA CAREER PLAYOFF STATISTICS

YEAR-TEAM	G	GS	MIN	FGM	FGA	PCT	FG3M	FG3A	PCT	FTM	FTA	PCT	OFF	DEF	TOT	AST	PF	DQ	STL	TO	BLK	PTS	RPG	APG	PPG
2002 SEATTLE	2	2	68	9	26	.346	0	6	.000	5	7	.714	5	5	10	3	9	0	3	4	6	23	5.0	1.5	11.5
2004 SEATTLE	8	8	287	53	113	.469	16	22	.727	35	39	.897	20	40	60	11	23	0	8	16	9	157	7.5	1.4	19.6
2005 SEATTLE	3	3	102	17	39	.436	4	13	.308	5	6	.833	4	20	24	2	11	0	4	8	4	43	8.0	0.7	14.3
2006 SEATTLE	3	3	91	15	28	.536	2	7	.286	22	24	.917	4	20	24	2	8	0	2	5	7	54	8.0	0.7	18.0
2007 SEATTLE	2	2	68	13	23	.565	3	10	.300	9	9	1.000	4	19	23	1	9	0	2	5	3	38	11.5	0.5	19.0
2010 SEATTLE	7	7	253	47	101	.465	11	35	.314	46	55	.836	13	54	67	8	16	0	12	13	10	151	9.6	1.1	21.6
2011 SEATTLE	3	3	82	13	34	.382	5	13	.385	14	20	.700	3	8	11	2	5	0	3	4	4	45	3.7	0.7	15.0
TOTALS	27	3	223	26	89	.441	1	2	.500	8	17	.471	18	26	44	11	21	0	18	16	5	61	1.6	0.4	2.3

11 EWELINA KOBRYN



POSITION: Center
HEIGHT: 6-4
WEIGHT: 210
WNBA YEARS: 1
FROM: Poland
BIRTHDATE: May 17, 1982
BIRTHPLACE: Tarnobrzeg, Poland
ACQUIRED: Signed as a free agent, June 30, 2011

2011 WNBA REGULAR SEASON:

Checked into her first game at Connecticut July 1 and played just under a minute...Made her first WNBA basket vs. San Antonio on July 21...hit her first WNBA 3-pointer 7/26 at Phoenix... Saw her most action to date, playing 25 minutes, hitting 4-of-7 from the field and pulling down a game-high 9 rebounds.

2011 WNBA PLAYOFFS:

Checked into the first playoff game of her career vs. Phoenix, Sept. 15, in Game 1 of the Western Conference Semifinals and played just under four minutes scoring three points.

WNBA CAREER:

Joined the Storm early in the 2011 season when she signed a free agent contract June 30.

BIO:

Signed as a free agent on June 30, 2011 ... the fourth Polish player in WNBA history, joining Agneiszka Bibrzycka, the late Margo Dydek and Krystana Lara ... standout on the Polish National Team, which she led in both scoring and rebounding during EuroBasket 2011 before joining the Storm ... was in training camp with the Washington Mystics and New York Liberty in prior seasons before she signing with the Storm ... a versatile post who has the ability to play either frontcourt position.

PERSONAL:

Born Ewelina Katarzyna Kobryn May 7, 1982 in Tarnobrzeg, Poland.



SEASON HIGHS

Points	9 @ at MIN, 7/29/11
Field Goals Made	4 @ at MIN, 7/29/11
Field Goals Attempted	7 @ at MIN, 7/29/11
Three Point Field Goals Made	1 2 Times
Three Point Field Goals Attempted	2 @ Phoenix 7/26/2011
Free Throws Made	1 2 Times
Free Throws Attempted	2 @ at MIN, 7/29/11
Offensive Rebounds	2 2 Times
Defensive Rebounds	7 @ at MIN, 7/29/11
Total Rebounds	9 @ at MIN, 7/29/11
Assists	2 2 Times
Steals	1 5 Times
Blocks	1 6 Times
Minutes Played	25 @ at MIN, 7/29/11

CAREER HIGHS

9 @ at MIN, 7/29/11
4 @ at MIN, 7/29/11
7 @ at MIN, 7/29/11
0 None
1 @ Indiana 7/5/2011
1 @ at MIN, 7/29/11
2 @ at MIN, 7/29/11
2 2 Times
7 @ at MIN, 7/29/11
9 @ at MIN, 7/29/11
2 2x, last @ at MIN, 7/29/11
1 5 Times
1 6 Times
25 @ at MIN, 7/29/11

PLAYOFF HIGHS

09/15/2011 PHO@SEA
1, 09/15/2011 PHO@SEA
1, 09/15/2011 PHO@SEA
1, 09/15/2011 PHO@SEA
2, 09/15/2011 PHO@SEA
09/15/2011 PHO@SEA
1, 09/15/2011 PHO@SEA
4, 09/15/2011 PHO@SEA

WNBA Regular Season Record

YEAR-TEAM	G-GS	MIN	FGM-FGA	PCT	FG3M-FG3A	PCT	FTM-FTA	PCT	OFF-DEF-TOT	AST	PF-DQ	STL	TO	BLK	PTS	RPG	APG	PPG
2011 SEATTLE	18-0	123	11-30	.367	2-7	.286	2-3	.667	5-17-22	6	16-0	5	8	6	26	1.2	0.3	1.4
TOTAL	18-0	123	11-30	.367	2-7	.286	2-3	.667	5-17-22	6	16-0	5	8	6	26	1.2	0.3	1.4

WNBA Playoff Record

YEAR-TEAM	G-GS	MIN	FGM-FGA	PCT	FG3M-FG3A	PCT	FTM-FTA	PCT	OFF-DEF-TOT	AST	PF-DQ	STL	TO	BLK	PTS	RPG	APG	PPG
2011 SEATTLE	1-0	4	1-1	1.000	0-0	---	1-2	.500	0-1-1	0	0-0	0	0	0	3	1.0	0.0	3.0
TOTALS	1-0	4	1-1	1.000	0-0	---	1-2	.500	0-1-1	0	0-0	0	0	0	3	1.0	0.0	3.0

20 CAMILLE LITTLE



POSITION: Forward
HEIGHT: 6-2
WEIGHT: 180
WNBA YEARS: 5
FROM: North Carolina '06
BIRTHDATE: January 18, 1985
BIRTHPLACE: Winston-Salem, NC
ACQUIRED: Via trade with the Atlanta Dream on June 22, 2008 in exchange for second round pick in 2009 WNBA Draft

2011 WNBA REGULAR SEASON:

Scored 18 points in the Storm's season opener June 4 vs. Phoenix... started but played just under 4 minutes in loss at Minnesota ... one of four starters in double figures with 13 points against Connecticut, Aug. 5 ... posted a season-high in points with 19 at home vs. Tulsa, 8/11 ... Led the Storm in points (17), rebounds (5), and assists (5) in the last regular season game vs. Chicago on 9/11.

2011 PLAYOFFS: Recorded her first double-double of the season with 17 points and 11 rebounds in Game 1 of the Western Conference semifinals vs. Phoenix, 9/15... She led the Storm in rebounds and assists (4)... Had 14 points including 8-8 from the free throw line vs. Phoenix, 9/17...

WNBA CAREER:

2010: Averaged 10.1 ppg, 5.2 rpg, 1.4 apg and 24.6 mpg in 34 games... Scored a season-high 22

points on August 21 vs. Los Angeles... Finished the season ranked 10th in free throw percentage... Finished the season ranked 6th in steals per game... Led the team in scoring 1 time... Led the team in rebounds 2 times... Led the team in assists 1 time... Scored 10-plus points 20 times... Pulled down 10-plus rebounds 1 time... Posted 1 point/rebound double-double... Reached 1,000 career points on August 7 vs. Tulsa... Started in all 34 games played...

2010 PLAYOFFS: Averaged 11.3 ppg, 6.9 rpg, 1.4 apg and 28.7 mpg in seven games...

2009: Averaged 10.0 ppg, 6.5 rpg, played in 34 games... Finished the season tied for eighth in the WNBA in total rebounds (222)... Led the team in scoring four times... Led the team in rebounds 14 times... Scored 10-plus points 17 times, including a season-high 20 points Aug 4 vs. Phoenix... Pulled down 10-plus rebounds five times... Recorded three double-doubles (points and rebounds)... Grabbed a career-high 15 rebounds vs. Atlanta Aug. 29... Played a career high 51 minutes July 22 vs. Los Angeles... Only Storm player to start in all 34 games.

2009 PLAYOFFS: Averaged 7.7 ppg, 3.3 rpg, 1.0 apg and 34.0 mpg.

2008: Averaged 12.2 ppg, 5.6 rpg in 13 starts for the Storm after being traded from Atlanta on June 22... Stepped into the starting lineup when Lauren Jackson missed the final 13 games of the season... As a starter averaged 12.2 points and 5.6 rebounds on 52.9 percent shooting, helping the Storm survive without Jackson...

2007: Averaged 3.0 ppg, 4.5 rpg, and 20.9 mpg in her rookie season with the Silver Stars... Shot 41.2% from the field... Little first played under Storm Head Coach Brian Agler when he was an assistant in San Antonio during her rookie season, which resulted in her being named to the WNBA's All-Rookie Team.

COLLEGE:

A four-time all-ACC selection, tallied more than 1,700 points, 800 rebounds, 250 assists and 250 steals during her collegiate career... As a senior, averaged 13.7 points and 5.9 rebounds per game along with totaling 99 steals to help guide the Tar Heels to the Final Four... Ranked among the top 20 all-time at UNC in scoring... Named an honorable mention All-American by the Associated Press following her junior year... Averaged 11.7 points and 5.5 rebound as a junior... As a sophomore, averaged 13.3 points and 8.0 rebounds in the ACC tournament, including a 23-point game against Duke in the finals... Named the 2004 ACC Rookie of the Year... Was the only freshman selected as a finalist for Kodak All-America honors... Became the first Tar Heel to be named first team All-ACC as a freshman... Started every game as a freshman, except Senior Day.

PERSONAL:

Full name is Marissa Camille Little... Parents are Robert and Elaine Little... Has a sister, Brandi... Father played for the Harlem Globetrotters... Named Associated Press North Carolina Player of the Year as a high school senior... Two-time North Carolina Gatorade Player of the Year as a prep athlete... Led her high school to a state championship with a 30-0 record in 2001... Member of the National Honor Society... Majored in communication studies.



SEASON HIGHS

CAREER HIGHS

PLAYOFF HIGHS

Points	19 vs. Tulsa 8/11/2011	22 vs. Los Angeles 8/21/2010	18 , vs. Atlanta 9/12/2010
Field Goals Made	8 vs. Phoenix 6/4/2011	9 vs. Phoenix 8/4/2009	7 , vs. Atlanta 9/12/2010
Field Goals Attempted	15 vs. Phoenix 09/09/2011	15 2x, last vs. Phoenix, 9/9/11	13 , 2 Times
Three Point Field Goals Made	1 5 Times	1 30 Times	1 , 4 Times
Three Point Field Goals Attempted	3 2 Times	3 3 Times	5 , vs. Los Angeles 9/20/2009
Free Throws Made	6 vs. Tulsa 8/25/2011	9 vs. Los Angeles 6/11/2010	9 , @ Atlanta 9/16/2010
Free Throws Attempted	7 @ San Antonio 7/14/2011	12 vs. Los Angeles 6/11/2010	12 , @ Atlanta 9/16/2010
Offensive Rebounds	5 vs. Phoenix 6/4/2011	6 2 Times	4 , 2 Times
Defensive Rebounds		11 vs. Atlanta 8/29/2009	8 , vs. Atlanta 9/12/2010
Total Rebounds	11 vs. Chicago 09/09/2011	15 vs. Atlanta 8/29/2009	11 , 2 Times
Assists	5 vs. Chicago 09/09/2011	4 7 Times	4 , vs. Phoenix 9/15/2011
Steals	3 4 Times	5 vs. Los Angeles 6/11/2010	3 , @ Phoenix 9/5/2010
Blocks	4 @ Washington 7/3/2011	4 @ Washington 7/3/2011	2 , 3 Times
Minutes Played	37 @ Los Angeles 8/28/2011	51 vs. Los Angeles 7/22/2009	38 , 2 Times

WNBA CAREER STATISTICS

Year-Team	G-GS	MIN	FGM-FGA	PCT	FG3M-FG3A	PCT	FTM-FTA	PCT	OFF-DEF-TOT	AST	PF-DQ	STL	TO	BLK	PTS	RPG	APG	PPG
2007 San Antonio	34-7	711	54-131	.412	3-11	.273	21-40	.525	57-95-152	23	70-0	30	40	11	132	4.5	0.7	3.9
2008 Atl.-Sea.	32-15	663	96-191	.503	9-25	.360	46-72	.639	47-76-123	36	86-2	28	60	13	247	3.8	1.1	7.7
2009 Seattle	34-34	1044	124-263	.471	7-27	.259	86-126	.683	75-147-222	35	118-1	39	67	13	341	6.5	1.0	10.0
2010 Seattle	34-34	838	128-256	.500	8-23	.348	81-114	.711	72-104-176	48	106-2	55	60	21	345	5.2	1.4	10.1
2011 Seattle	33-33	887	129-278	.464	5-22	.227	55-83	.663	46-125-171	54	110-1	45	75	22	318	5.2	1.6	9.6
TOTALS	172-128	4299	545-1157	.471	36-115	.313	306-458	.668	303-569-872	206	504-6	203	318	82	1432	5.1	1.2	8.3

WNBA CAREER PLAYOFF STATISTICS

YEAR-TEAM	G-GS	MIN	FGM-FGA	PCT	FG3M-FG3A	PCT	FTM-FTA	PCT	OFF-DEF-TOT	AST	PF-DQ	STL	TO	BLK	PTS	RPG	APG	PPG
2007 SAN ANTONIO	5-0	87	6-14	.429	0-0	---	6-12	.500	4-7-11	4	10-0	2	4	6	18	2.2	0.8	3.6
2008 ATL.-SEA.	3-3	105	9-27	.333	2-4	.500	15-18	.833	4-6-10	1	9-0	3	10	0	35	3.3	0.3	11.7
2009 SEATTLE	3-3	102	10-25	.400	1-6	.167	2-2	1.000	1-9-10	3	14-0	2	4	2	23	3.3	1.0	7.7
2010 SEATTLE	7-7	201	30-59	.508	1-5	.200	18-27	.667	17-31-48	10	21-0	8	13	2	79	6.9	1.4	11.3
2011 SEATTLE	3-3	70	11-24	.458	0-1	.000	16-19	.842	4-14-18	7	13-1	2	10	0	38	6.0	2.3	12.7
TOTALS	21-16	565	66-149	.443	4-16	.250	57-78	.731	30-67-97	25	67-1	17	41	10	193	4.6	1.2	9.2

40 SHEKINNA STRICKLEN



POSITION: Guard/Forward
HEIGHT: 6-2
WEIGHT: 178
WNBA YEARS: Rookie
FROM: Tennessee '12
BIRTHDATE: July 30, 1990
BIRTHPLACE: Conway, Arkansas
ACQUIRED: Selected by Seattle in the first round (second pick overall) of the 2012 WNBA Draft

COLLEGE:

Wooden Award and Wade Trophy finalist and All-SEC First Team pick in 2011-12 ... SEC's No. 2 scorer and top 10 finisher in rebounds and 3-point FG percentage ... Named the SEC Player of the Year by the league's coaches and to the All-SEC First Team by the coaches and AP as a junior ... Captured State Farm All-America honors, becoming the 20th Lady Vol to earn the prestigious award all-time ... Named a USBWA All-American and a Third Team All-American by the Associated Press ... Nabbed SEC Tournament MVP honors after averaging 16.0 ppg and 5.0 rpg at Bridgestone Arena in Nashville ... Named Associated Press Second Team All-SEC as a sophomore ... Named Second Team All-SEC by the league coaches ... Named Honorable Mention All-American by Associated Press ... Named Freshman of the Year by the U.S. Basketball Writers Association...Selected to All-SEC Second Team and was a unanimous selection to the SEC All-Freshman Team by the league's coaches ... Scored career-high 27 points at Stanford on Dec. 20, 2011.

PERSONAL:

Majored in sociology and criminal justice ... A member of the Beta Club and Student Council in high school ... Lists former WNBA and Tennessee star Chamique Holdsclaw as the player after whom she models herself ... Wants to be a coach someday.

COLLEGIATE CAREER STATISTICS

Season	G	FGM	FGA	PCT	FTM	FTA	PCT	3PM	3PA	PCT	REB	AST	STL	BL	PTS	AVG
2008-09	32	153	392	.390	32	110	.291	86	113	.761	190	95	58	21	424	13.3
2009-10	35	164	373	.440	33	103	.320	84	102	.824	213	135	43	25	445	12.7
2010-11	37	177	362	.489	42	109	.385	78	103	.757	270	75	46	20	474	12.8
2011-12	32	179	404	.443	51	140	.364	75	101	.743	203	58	41	21	484	15.1
totals	136	673	1531	.440	158	462	.342	323	419	.771	876	363	188	87	1827	13.4

14 KATIE SMITH



POSITION: Guard
HEIGHT: 5-11
WEIGHT: 175
WNBA YEARS: 12
FROM: Ohio State '96
BIRTHDATE: June 4, 1974
BIRTHPLACE: Lancaster, Ohio
ACQUIRED: Traded from the Washington Mystics on April 29, 2011, along with Jacinta Monroe, in exchange for Jasmine Thomas and a 2012 first-round pick

2011 WNBA REGULAR SEASON:

Was 4-of-4 from the FT line at Minnesota ... The Aug. 5 home game vs. Connecticut was Smith's 400th WNBA game ... she contributed to a team season-high 12 three-pointers when she hit 2-of-3 in that game... Scored nine of her season-high 15 points during the first quarter. She reached double figures for the fourth time this season ... against NY Aug. 20, her three-pointer with 1:12 to play proved to be the game-winning shot ... came off the bench at Tulsa, Sept. 2, and played 28 minutes ... scored a season-high 26 points at home vs. Phoenix, 9/9, putting her two away from 6,000 career points ... Scored her 6,000 point vs. Chicago on 9/11.

2011 PLAYOFFS: Played 20 minutes vs. Phoenix in Game 1 of the Western Conference Semifinals ... Hit 4-5 from behind the arc and finished with 14 points vs. Phoenix, 9/17.

WNBA CAREER:

2010: 9.5 ppg, 2.1 rpg, 2.6 apg & 30.8 mpg... Hit the game winning three-pointer with 43.5 seconds left vs. Connecticut on 8/10... Played a season high 32 minutes vs. Connecticut on 8/8... Scored a season high 25 points including 5-for-10 from three point range and 8-for-8 from the free throw line vs. Indiana on 6/29... Reached her 1,000th career assist vs. Chicago on 6/25... Finished the season with a .362 three-point shot percentage...

2010 PLAYOFFS: Averaged 7.0 ppg, 4.0 rpg, 1.0 apg and 27.5 mpg in two games...

2009: Averaged 13.7 ppg, 2.3 rpg, 2.8 apg and 33.1 mpg in 27 games... shot 91.8% from the free throw line (ranks second in the league)... scored a season high 31 points against the San Antonio Silver Stars (8/23)... ranks 15th in the league in points per game (13.7)... ranks 8th in the league in three-point field goals made (57.0)... scored a season-high of six three-point goals made against the San Antonio Silver Stars (8/23)

2008: Averaged 14.7 ppg, 2.8 rpg, 4.0 apg, and 33.9 mpg in 34 games... Dished out a career-high 137 assists... Made her 600th WNBA three-pointer vs. Houston (5/17)... Hit the 10,000-minute mark of her career vs. Houston (5/17)... Scored 33 points, the most she'd scored in a Shock uniform vs. Seattle (6/4)...

Selected to the 2008 US Olympic team where she won her third consecutive gold medal... Dished her 800th assist at Atlanta (6/22) becoming only the second woman to join the 4,000-point/800-assist club... Moved into 10th place on the WNBA's All-Time Assists list when she assisted on three shots at Chicago (6/28)... Tied the franchise high for three pointers made in a game with seven vs. Washington (7/11)... Pulled down her 1,000th-career rebound vs. New York (8/29)... Scored her 5,000th career point while playing a season-high tying 43 minutes at Chicago (8/31), she is the third WNBA player to score 5,000 points and the second WNBA player to 5,000 points, 1,000 rebounds and 800 assists (behind Lisa



Leslie)... Awarded Player of the Week honors for the week ending 6/8... Named the 2008 USA Basketball Female Athlete of the Year. 2008 Playoffs: Won her second WNBA Championship with the Detroit Shock and was named Finals MVP... Started all nine games and averaged 15.3 points, 4.0 rebounds and 2.4 assists in 34.3 minutes per game... Led the Shock in the Finals scoring 21.7 points per game... Pulled down her 100th career rebound while setting a career playoff high in rebounds (9) and points scored (25) at San Antonio (10/1)... Dished out her 100th career assist vs. New York (9/29)... Scored her 400th career playoff point at New York (9/26).

2008 PLAYOFFS: Averaged 15.3 ppg, 4.0 rpg, 2.4 apg and 34.3 mpg in 9 games...

2007: Averaged 13.2 ppg, 3.8 rpg, 3.6 apg, and 34.3 mpg in 34 games... Recorded the first point-assist double-double of her career with 10 pts and 10 assists vs. Connecticut on 6/15... Scored her 6,000th career point (ABL/WNBA) at Minnesota on 8/16... Led or tied for the team lead in scoring on eight occasions, in rebounding four occasions, and in assists 14 times... Handed out the 700th assist of her career... Scored her 4500th WNBA point. 2007 Playoffs:

Finished second on the team in scoring with 12.2 ppg... Set career postseason highs in both minutes played (44; Aug. 28 vs. NY) and free throws made (12; Sept. 5 vs. Pho).

2007 PLAYOFFS: Averaged 12.2 ppg, 3.2 rpg, 3.6 apg and 35.7 mpg in 11 games...

2006: Averaged 11.7 ppg, 2.7 rpg, 3.3 apg, and 33.4 mpg in 34 games... Set a Shock franchise record for most three-point field goals made (55) and attempted (155) in a season... Established a career-high in assists per game with 3.3... Led or tied for the team lead in scoring on six occasions, in rebounding once and in assists 12 times. 2006 Playoffs: Led the Shock in assists (40), three pointers made (20) and three pointers attempted (50) while finishing second on the team in scoring (14.7).

2006 PLAYOFFS: Averaged 14.7 ppg, 3.0 rpg, 4.0 apg and 36.8 mpg in 10 games...

2005: Averaged 13.3 ppg, 2.4 rpg, 2.7 apg, and 33.3 mpg in 23 games with Minnesota... Averaged 9.5 ppg, 2.2 rpg, 2.0 apg, and 30.3 mpg in 13 games with Detroit... Led or tied for the team lead in scoring on 14 occasions (three times with the Shock) and in assists on eight occasions (three times with the Shock)... Due to her being traded from the Lynx to the Shock, Smith played in a total of 36 games (23 for Minnesota, 13 for Detroit) which set a WNBA season record for games played. 2005 Playoffs: Finished second on the team in scoring (10.5)... Scored 13 points in Detroit's game one loss to Connecticut.

2005 PLAYOFFS: Averaged 10.5 ppg, 3.0 rpg, .5 apg and 33.5 mpg in 2 games...

2004: Averaged 18.8 ppg, 3.7 rpg, 2.3 apg, and 34.8 mpg in 23 games... Would have ranked third in the league scoring, but she did not play in enough games to qualify for the WNBA's leader board... Ranked fifth in made three-pointers (60) and third in minutes per game (34.8)... Led or tied for the team lead in scoring on 17 occasions in assist on four occasions and in rebounding once. 2004 Playoffs: Missed the entire postseason after tearing the meniscus in her right knee during the Olympic Games in Athens, Greece.

2003: Averaged 18.2 ppg, 4.1 rpg, 2.5 apg, and 34.9 mpg in 34 games... Finished fifth in the league in scoring (18.2), third in made field goals (208), fifth in field goal attempts (455), first in made three-pointers (78), second in three-point field goal attempts (200), seventh in made free throws (126), seventh in free-throw percentage (.881), and sixth in minutes per game (34.9)... Led or tied for the team lead in scoring on 22 occasions, in assists and rebounding on four occasions each. 2003 Playoffs: Led Minnesota in scoring (17.3) and was second in assists (3.0) against Los Angeles in the first round a three game series defeat... Scored a game-high 23-point in the Lynx' Game 1 win over the Sparks... Her 18 points in Game 2 also were a team high.

2003 PLAYOFFS: Averaged 17.3 ppg, 4.3 rpg, 3.0 apg and 40.0 mpg in 3 games...



2002: Averaged 16.5 ppg, 3.0 rpg, 2.5 apg, and 36.7 mpg in 31 games... Finished eighth in the WNBA in scoring, 10th in field goal attempts (401), fifth in made three-pointers (62), third in three-point field goal attempts (188), seventh in made free throws (126), ninth in free throw attempts (153), and first in minutes played (36.7) . . . Led the Lynx in minutes played, field goals (162), field goal attempts (401) . . . Made at least one three-pointer in 28 of 31 games . . . Led or tied for the team lead in scoring in 18 occasions, in assists on eight occasions and in rebounds one time.

2001: Averaged 23.1 ppg, 3.8 rpg, 2.2 apg, and 38.6 mpg in 32 games... Set WNBA records for free throws made (246) and attempted (275) . . . Established what were then WNBA single-season records for scoring average (23.1) and points (739), and three-point field goal attempts (240) . . . Set what was then the league single-game mark for points scored (46) at Los Angeles on July 8 (OT) . . . Led the WNBA in scoring, made three-pointers (85), three-point field goal attempts, free throws made and attempted . . . Finished fourth in the league in made field goals (204) and second in field goal attempts (519) . . . Led or tied for the team lead in scoring on 25 occasions.

2000: Averaged 20.2 ppg, 2.9 rpg, 2.8 apg, and 37.3 mpg in 32 games... Set what was then a WNBA single-season record with 88 made three pointers . . . Led the WNBA in three-pointers made and attempted (232) and in minutes played (37.3) . . . Finished second in the league in scoring (20.2), fifth in made field goals (203), third in field goal attempts (482), third in made free throws (152), fourth in free throw attempts (175), ninth in free throw percentage (.869) and 19th in assists (2.8) . . . Connected on at least one three-pointer in 31 of 32 games (0-6 vs. Phoenix on June 20) . . . Scored 30 or more points on three occasions, 20 or more points on 18 occasions and in double-figures 31 times . . . Led or tied for the team lead in scoring on 16 occasions, in assists on 10 occasions and in rebounds once

1999: Averaged 11.7 ppg, 2.9 rpg, 2.0 apg, and 32.4 mpg in 30 games... Finished sixth in the WNBA in made three-pointers and eighth in three-point field goal attempts (136) . . . Led or tied for the team lead in scoring on six occasions, assists on three occasions, and in rebounding twice.

COLLEGE:

Finished her Ohio State career as the leading scorer in Big Ten women's basketball history (2,598 points / 20.8 ppg) . . . Named a Kodak First Team All-American in 1993 and 1996 . . . Three-time All-Big Ten First Team selection (1994, '95, '96) . . . Averaged 22.4 ppg as a senior . . . Named the 1996 Big Ten Player of the Year and 1996 GTE Co-Academic All-American of the Year . . . Named AP All-America Second Team . . . As a junior, named All-America First Team member by the USBWAA . . . Recorded 22.0 ppg and a career-high 6.1 rpg as a sophomore . . . Led the Buckeyes to a runner-up finish in the NCAA Tournament as a freshman, scoring 28 points in the championship game loss to Texas Tech . . . Named Big Ten Freshman of the Year and National Freshman of the Year by Sports Illustrated.



PERSONAL:

Full name is Katherine May Smith . . . Lists her parents and her late grandmother as her most admired people . . . Has two brothers, Tom and John . . . Graduated from Ohio State with a degree in zoology...received her bachelors of arts in Life and Human Sciences in the fall of '08...Served as the spokesperson for United Way Race Relations Department in Ohio (1995-1997) . . . Enjoys playing pool and cooking . . . Took tap and ballet lessons as a youth . . . On Jan. 21, 2001, became the first female athlete in the history of Ohio State to have her number retired . . . Enshrined into the Women's "O" Hall of Fame at Ohio State on Oct. 20, 2001 . . . Named the Ohio State female athlete of the century by the Columbus Touchdown Club in January 2002 . . . Served as an Olympic torchbearer in Columbus, Ohio for the 2002 Salt Lake Games on Jan. 2, 2002.

CAREER HIGHLIGHTS:

- Two-time WNBA Champion (Detroit 2006, 2008)
- WNBA Finals MVP (2008)
- Three-time Olympic gold medalist (2000, 2004, 2008)
- Two-time ABL Champion (1996-97, 1997-98)
- Six-time WNBA All-Star (2000, 2001, 2002, 2003, 2005, 2006 ... No All-Star game in 2004, 2008 or 2010)
- Two-time WNBA All-First Team (2001, 2003)
- Two-time WNBA All-Second Team (2000, 2002)
- Named one of the 15 greatest players in WNBA history during the league's 15th anniversary celebration in 2011
- WNBA All-Decade Team (2006)
- USA Basketball Female Athlete of the Year (2008)



	2011 SEASON HIGHS	CAREER HIGHS	PLAYOFF HIGHS
Points	26 vs. Phoenix, 9/9/2011	46 @ Los Angeles 7/8/2001	25, @ San Antonio 10/1/2008
Field Goals Made	9 vs. Phoenix, 9/9/2011	13 @ Detroit 6/17/2001	9, @ San Antonio 10/3/2008
Field Goals Attempted	13 vs. Phoenix 9/9/2011	23 @ Los Angeles 7/8/2001	17, 4 Times
Three Point Field Goals Made	5 vs. Phoenix, 9/9/2011	7 3 Times	6, vs. Phoenix 9/16/2007
Three Point Field Goals Attempted	7 3 Times	13 vs. Los Angeles 6/3/2000	10, vs. Indiana 9/21/2008
Free Throws Made	4 @ Minnesota 7/29/2011	18 @ Los Angeles 7/8/2001	12, vs. Phoenix 9/5/2007
Free Throws Attempted	4 2 times	19 @ Los Angeles 7/8/2001	16, vs. Phoenix 9/5/2007
Offensive Rebounds	3 vs. Los Angeles 7/9/2011	5 @ Houston 7/6/1999	3, @ Indiana 8/17/2006
Defensive Rebounds	6 @ Atlanta 8/7/2011	10 vs. Washington 7/21/2007	9, @ San Antonio 10/1/2008
Total Rebounds	6 3 Times	11 vs. Washington 7/21/2007	9, @ San Antonio 10/1/2008
Assists	5 vs. Los Angeles 7/9/2011	10 vs. Connecticut 6/15/2007	7, 2 Times
Steals	2 5 Times	5 @ Houston 6/7/2005	3, 2 Times
Blocks	1 5 Times	3 vs. San Antonio 6/3/2004	1, 3 Times
Minutes Played	34 vs New York 8/20/2011	45 2 Times	44, vs. New York 8/28/2007

WNBA CAREER STATISTICS

Year-Team	G	GS	MIN	FGM	FGA	PCT	FG3M	FG3A	PCT	FTM	FTA	PCT	OFF	DEF	TOT	AST	PF	DQ	STL	TO	BLK	PTS	RPG	APG	PPG
1999 Minnesota	30	29	971	113	292	.387	52	136	.382	72	94	.766	42	46	88	60	106	3	19	55	10	350	2.9	2.0	11.7
2000 Minnesota	32	32	1193	203	482	.421	88	232	.379	152	175	.869	28	65	93	90	71	0	44	76	7	646	2.9	2.8	20.2
2001 Minnesota	32	32	1234	204	519	.393	85	240	.354	246	275	.895	40	82	122	70	94	0	23	87	5	739	3.8	2.2	23.1
2002 Minnesota	31	31	1138	162	401	.404	62	188	.330	126	153	.824	24	68	92	79	87	2	32	70	7	512	3.0	2.5	16.5
2003 Minnesota	34	34	1185	208	455	.457	78	200	.390	126	143	.881	40	98	138	84	112	2	25	67	6	620	4.1	2.5	18.2
2004 Minnesota	23	23	800	137	318	.431	60	139	.432	98	109	.899	17	67	84	52	63	1	23	51	6	432	3.7	2.3	18.8
2005 Min.-Det.	36	32	1160	140	368	.380	53	159	.333	97	124	.782	23	60	83	87	73	0	30	71	5	430	2.3	2.4	11.9
2006 Detroit	34	34	1140	123	302	.407	59	161	.366	93	102	.912	19	73	92	112	78	0	25	65	4	398	2.7	3.3	11.7
2007 Detroit	34	34	1166	128	355	.361	61	196	.311	133	157	.847	18	110	128	124	81	0	42	59	3	450	3.8	3.6	13.2
2008 Detroit	34	34	1152	157	410	.383	76	211	.360	110	124	.887	10	84	94	137	70	0	32	80	3	500	2.8	4.0	14.7
2009 Detroit	27	27	894	128	294	.435	57	132	.432	56	61	.918	13	50	63	76	69	2	21	62	2	369	2.3	2.8	13.7
2010 Washington	33	33	1016	109	276	.395	54	149	.362	42	55	.764	13	57	70	85	94	0	24	53	5	314	2.1	2.6	9.5
2011 Seattle	34	3	853	88	223	.395	49	124	.395	30	35	.857	17	62	79	68	66	0	24	45	5	255	2.3	2.0	7.5
TOTALS	414	378	13902	1900	4695	.405	834	2267	.3681	381	1607	.859	304	922	1226	1124	1064	10	364	841	68	6015	3.0	2.7	14.5

WNBA CAREER PLAYOFF STATISTICS

YEAR-TEAM	G-GS	MIN	FGM-FGA	PCT	FG3M-FG3A	PCT	FTM-FTA	PCT	OFF-DEF-TOT	AST	PF-DQ	STL	TO	BLK	PTS	RPG	APG	PPG
2003 MINNESOTA	3-3	120	18-42	.429	5-14	.357	11-12	.917	3-10-13	9	11-0	1	8	0	52	4.3	3.0	17.3
2005 MIN.-DET.	2-2	67	7-26	.269	2-10	.200	5-5	1.000	2-4-6	1	5-0	2	2	0	21	3.0	0.5	10.5
2006 DETROIT	10-10	371	51-117	.436	20-50	.400	25-34	.735	7-18-25	40	29-0	5	24	0	147	2.5	4.0	14.7
2007 DETROIT	11-11	393	45-132	.341	25-73	.342	19-25	.760	7-28-35	40	32-1	8	25	2	134	3.2	3.6	12.2
2008 DETROIT	9-9	309	48-117	.410	17-48	.354	25-33	.758	4-32-36	22	21-0	4	16	1	138	4.0	2.4	15.3
2010 WASHINGTON	2-2	55	4-12	.333	1-7	.143	5-6	.833	2-6-8	2	7-0	1	3	0	14	4.0	1.0	7.0
2011 SEATTLE	3-0	76	4-23	.174	4-14	.286	4-4	1.000	2-7-9	7	5-0	2	2	0	16	3.0	2.3	5.3
TOTALS	21-16	565	66-149	.443	4-16	.250	57-78	.731	30-67-97	25	67-1	17	41	10	193	4.6	1.2	9.2

7 TINA THOMPSON



POSITION: Forward
HEIGHT: 6-2
WEIGHT: 191
WNBA YEARS: 15
FROM: USC '97
BIRTHDATE: February 10, 1975
BIRTHPLACE: Los Angeles, Calif.
ACQUIRED: Signed with Seattle as an unrestricted free agent February, 27, 2012

WNBA CAREER:

2011 (Los Angeles): The WNBA's all-time leader in scoring and games played, Thompson played her third season with the Sparks and 15th in the league...The Southern California native was the only player to play all 14 previous WNBA seasons.

2010 (Los Angeles): Surpassed Lisa Leslie's career total of 6,263 points during a 23-point outing on Aug. 9 vs. San Antonio to become the WNBA's all-time scoring leader...Record came on a 16-footer with 5:01 left in the third quarter... Ranked ninth in the WNBA in points per game (16.6), total points (548.0) free throw percentage (0.90) and three-point field goals made (57.0)... Became the second player in WNBA history to record 6,000 career points on June 18.

2009 (Los Angeles): Named to her ninth All-WNBA Team...Played and started in all 34 regular season Sparks games...Averaged 13.0 points, 5.9 rebounds and 2.3 assists per game.

2008 (Houston): Became just the second player in history to reach the 5,000 point milestone...Ranked seventh in points per game (17.6) with 511 total points and tenth in rebounds per game (7.0) with 203 total rebounds.... Earned her second gold medal while representing the United States at the Summer Olympics in Beijing.

2007 (Houston): Named second team All-WNBA... Ranked third in total points (617) and sixth in points per game (18.7)...Ranked eighth in rebounds per game (6.7) and total rebounds (222).

2006 (Houston): Named to the WNBA All-Decade Team...Tallied her 4,000th career point...Ranked seventh in points per game (18.7) in 21 games played...Averaged 5.6 rebounds and 2.2 assists per game.

2005 (Houston): Thompson averaged 10.1 points, 3.8 rebounds and 1.5 assists in 15 games played... Missed the beginning of the season after giving birth to her son Dyllan in May.

2004 (Houston): Thompson was named First Team All-WNBA...Ranked second in points per game (20.0) and sixth in total points (520)...Averaged 6.2 rebounds per game and had 154 total rebounds...Earned a gold medal while representing the United States at the Summer Olympics in Athens.

2003 (Houston): Thompson became the second player in WNBA history to reach 3,000 point milestone...Ranked sixth in points per game (16.9) and eighth in total points (472)...Averaged 5.9 rebounds per game in 28 games played.

2002 (Houston): Thompson was named Second Team All-WNBA...Ranked seventh in points per game (16.7) and had 485 total points...Ranked sixth in rebounds per game (7.5) and had 217 total rebounds.

2001 (Houston): Thompson was named second team All-WNBA...Ranked third in points per game (19.3) and fourth in total points (579)...Ranked sixth in rebounds per game (7.8) and ninth in total rebounds (233).



2000 (Houston): Thompson was named Second Team All-WNBA...Ranked fifth in rebounds per game (7.7) and total rebounds (245)...Ranked sixth in points per game (17.7) and seventh in total points (550).

1999 (Houston): Thompson was named Second Team All-WNBA...Averaged 12.2 points, 6.4 rebounds...Ranked ninth in total blocks (32) and tenth in blocks per game (1).

1998 (Houston): Thompson was named First Team All-WNBA...Ranked sixth in rebounds per game (7.1) and seventh in total rebounds (192)...Ranked eighth in blocks per game (.93) and total blocks (25)... Averaged 12.7 points per game.

1997 (Houston): Thompson was the first draft pick in WNBA history...Named First Team All-WNBA...Ranked fifth in total blocks (28) and sixth in blocks per game (1)...Finished seventh in rebounds per game (6.6) and total rebounds (184)... Ranked ninth in points per game (13.2) and total points (370).

COLLEGE:

Attended the University of Southern California...A three-time All-Pac-10 selection at USC, Thompson was a second-team All-American as a senior in 1997...Finished fifth on the school's career lists in scoring (2,248 points) and rebounding (1,168), and helped USC to three NCAA tournaments and one Elite Eight appearance, the latter as a freshman in 1994..

PERSONAL:

Full name is Tina Marie Thompson...Born on February 10, 1975, in Los Angeles, California...Has a son, Dyllan...Her older brother, Tommy Thompson, Jr. got her started in basketball when she was nine and she followed him to the local recreation center to play...Has several game-day superstitions, including taking a shower after shoot-around, taking a 45-minute nap, wearing lipstick to play every game and dressing in a specific order...Attended the same high school (Inglewood's Morningside) as former Los Angeles Sparks center Lisa Leslie.



WNBA CAREER STATISTICS

YEAR	TEAM	G	GS	MIN	FGM-A	3PM-A	FTM-A	OFF	DEF	REB	AST	STL	BLK	TO	PF	PTS
1997	HOU	28	28	885	133-318	37-100	67-80	67	117	184	32	21	28	62	107	370
1998	HOU	27	27	874	121-289	37-103	63-74	65	127	192	24	31	25	47	89	342
1999	HOU	32	32	1,074	142-339	39-111	68-87	67	139	206	28	31	31	72	95	391
2000	HOU	32	32	1,087	191-407	55-132	103-123	68	177	245	48	47	25	84	88	540
2001	HOU	30	30	1,102	199-528	44-150	137-163	84	149	233	58	29	22	87	74	579
2002	HOU	29	29	1,052	176-408	40-108	93-113	67	150	217	62	25	20	92	76	485
2003	HOU	28	28	974	176-426	39-114	81-104	39	126	165	47	18	23	69	65	472
2004	HOU	26	26	943	180-448	44-108	116-147	44	113	157	48	22	23	69	68	520
2005	HOU	15	15	439	62-150	12-40	16-21	17	40	57	22	12	4	32	32	152
2006	HOU	21	21	696	139-304	40-96	74-92	31	87	118	47	20	13	52	53	392
2007	HOU	34	34	1,234	208-495	52-130	171-205	65	164	229	94	29	23	112	62	639
2008	HOU	30	29	1,074	188-455	56-138	110-128	48	160	208	65	33	20	113	74	542
2009	LAS	34	34	1,182	152-395	52-141	85-98	46	153	199	78	26	24	94	71	441
2010	LAS	33	33	1,095	198-444	57-162	95-109	63	143	206	60	38	24	77	98	548
2011	LAS	34	33	851	120-311	43-127	55-66	50	106	156	38	39	23	68	74	338
TOTALS		435	431	114,562	2,385-5,717	647-1,760	1,334-1,610	821	1,951	2,772	751	421	328	1,130	1,126	6,751

WNBA Playoff Record

YEAR-TEAM	G-GS	MIN	FGM-FGA	PCT	FG3M-FG3A	PCT	FTM-FTA	PCT	OFF-DEF-TOT	AST	PF-DQ	STL	TO	BLK	PTS	RPG	APG	PPG
1997 HOUSTON	2-2	74	9-21	.429	2-5	.400	6-10	.600	8-10-18	3	5-0	2	6	1	26	9.0	1.5	13.0
1998 HOUSTON	5-5	186	20-49	.408	7-20	.350	11-12	.917	12-34-46	6	19-0	7	8	4	58	9.2	1.2	11.6
1999 HOUSTON	6-6	208	21-57	.368	9-24	.375	16-21	.762	6-24-30	4	24-1	5	13	7	67	5.0	0.7	11.2
2000 HOUSTON	6-6	233	25-62	.403	9-23	.391	17-18	.944	17-31-48	10	19-0	5	10	5	76	8.0	1.7	12.7
2001 HOUSTON	2-2	68	11-20	.550	3-5	.600	4-5	.800	4-8-12	7	5-0	1	10	0	29	6.0	3.5	14.5
2002 HOUSTON	3-3	128	16-44	.364	4-12	.333	7-10	.700	9-15-24	4	12-0	6	2	3	43	8.0	1.3	14.3
2003 HOUSTON	3-3	106	18-46	.391	3-13	.231	6-7	.857	3-11-14	5	9-0	2	6	6	45	4.7	1.7	15.0
2005 HOUSTON	5-5	168	28-57	.491	3-10	.300	10-14	.714	10-18-28	6	15-0	2	9	6	69	5.6	1.2	13.8
2006 HOUSTON	2-2	64	8-21	.381	2-5	.400	9-9	1.000	3-2-5	3	7-0	2	5	1	27	2.5	1.5	13.5
2009 LOS ANGELES	6-6	218	28-74	.378	12-26	.462	23-24	.958	16-26-42	17	16-0	5	15	4	91	7.0	2.8	15.2
2010 LOS ANGELES	2-2	78	10-30	.333	2-7	.286	12-12	1.000	2-10-12	6	3-0	3	3	4	34	6.0	3.0	17.0
TOTALS	42-42	1530	194-481	.403	56-150	.373	121-142	.852	90-189-279	71	134-1	40	87	41	565	6.6	1.7	13.5

CAREER HIGHLIGHTS

- Two-time Olympic gold medalist (2004, 2008)
- Four-time WNBA Champion (Houston 1997, 1998, 1999, 2000)
- Three-time WNBA All-First Team (1997, 1998, 2004)
- Four-time WNBA All-Second Team (1999, 2000, 2001, 2002)
- Eight-time WNBA All-Star (1999, 2000, 2001, 2002, 2003, 2006, 2007, 2009 ...
No All-Star game in 2004, 2008 or 2010)
- WNBA All-Decade Team (2006)
- Named one of the 15 greatest players in WNBA history during the league's 15th anniversary celebration in 2011
- No. 1 overall pick, 1997 (Houston)

12 ANN WAUTERS



POSITION: Center
HEIGHT: 6-4
WEIGHT: 185
WNBA YEARS: 7
FROM: Belgium
BIRTHDATE: October 12, 1980
BIRTHPLACE: Sint-Gillis-Waas, Belgium
ACQUIRED: Signed as an unrestricted free agent February 6, 2012

WNBA CAREER:

Selected by Cleveland Rockers in the first round (first overall) of the 2000 WNBA Draft ... Selected by the New York Liberty with the fourth pick of the Cleveland Rockers Dispersal Draft on Jan. 6, 2004 ... Selected by the Atlanta Dream in the Expansion Draft on Feb. 6, 2008 ... Traded by the Dream with the draft rights to Morenike Atunrase and a 2009 second-round draft pick to the San Antonio Silver Stars in exchange for Camille Little, the draft rights to Chioma Nnamaka and San Antonio's 2009 first-round draft pick on April 9, 2008 ... Signed with the Seattle Storm as a free agent on Feb. 6, 2012.

2008: Appeared in 32 games for the Silver Stars, making 31 starts and averaging 14.7 points and 7.5 rebounds per game ... Earned Western Conference Player of the Week honors Sept. 15 ... Posted double-digit points in all but four regular-

games ... Posted nine double-doubles ... Tied a career-high with 24 points at Minnesota on June 8, also picking up her first double-double of the year, chipping in 10 rebounds ... Grabbed a career-best 15 rebounds against Connecticut on Sept. 11 ... Recorded 11 points, 10 rebounds and four blocks at New York on Sept. 9 ... Recorded at least one blocked shot in 22 games, including a streak of 14 straight games with at least one block (6/8-7/10) ... Tallied 38 blocks and 36 steals on the year, as well as 56 assists ... Shot .533 from the field, making 195 of 366 attempts ... During the playoffs, started all nine games and averaged 13.4 points and 5.8 rebounds per game ... Picked up a double-double against Sacramento on Sept. 22 with 15 points and 12 rebounds ... Had 19 points, nine rebounds, three assists and two steals Oct. 5 against Detroit in the last game of the WNBA Finals.

2005: Appeared in and started 28 games for the New York Liberty ... Averaged 13.7 points, 6.6 rebounds, 31.4 minutes and 1.6 assists per game ... She led the Liberty in scoring eight times, including a 24-point, nine-rebound performance against Indiana on July 31 ... She scored 20-plus points three times and grabbed double-figures rebounds four times, leading the squad on six occasions ... Named a WNBA All-Star for the first time.

2004: Appeared in 13 games and started four for the Liberty, averaging 6.3 points and 3.1 rebounds per game along with 1.6 assists ... Logged 15 points and five rebounds against Seattle on June 15 ... Averaged 20.8 minutes per game ... Went 29 for 66 from the field on the season and recorded eight blocks. **2002:** Started 25 games and appeared in 28 for the Cleveland Rockers ... Averaged 28.6 minutes, 11.2 points and 5.0 rebounds per game ... Shot .439 from the field on 120-217 shooting ... Tallied 21 blocks and 16 steals on the year.



PLAYOFFS:

Averaged 11.3 points 3.3 rebounds and 1.00 bpg during the 2001 Playoffs...Scored a playoff-high tying 12 points in a playoff-high 33 minutes on Aug. 16 at Charlotte... Also scored a playoff-high tying 12 points on Aug. 20 vs. Sting.

2001 Season:

Played in 24 games (14 starts) during the 2001 season, averaging 9.8 ppg and 4.8 rpg per game ... As a starter averaging 13.0 ppg (182 points) on .616 (69-112) FG% and 6.1 rpg (85 rebounds) ... Handed-out a career-high 5 assists on August 10 vs. Charlotte...Pulled-down a career-high tying 10 rebounds (career high tying 4 offensive) vs. Charlotte on August 10 and also vs. Miami on July 25...Grabbed a career-high 8 defensive rebounds on July 28 at Detroit ... Scored a career-high 19 points on 9-13 FG (both career highs) on July 19 vs. New York...Played in a career-high 37 minutes and made 6-7 free throws (both career highs) vs. Phoenix on July 13 ... Rejoined the team prior to the Rockers game at Washington on June 17, 2001 following her postseason play in Europe.

2000 Season:

Scored 6 points at New York in Game 3 of 2000 WNBA Playoffs ... In Game 3 vs. Orlando, scored a team-high 12 points on 5-7 FG with 3 rebounds ... Averaged 4.7 points and 3.0 rebounds during the 2000 Playoffs ... Played in all 32 regular season games ... Averaged 6.2 points on .523 (78-149) FG% with 4.0 rebounds on the season...Scored a career-high 17 points vs. Utah (8/3) on 6-12 FG with 8 rebounds ... In her best game of the season vs. Detroit (7/28), had 15 points with career-highs of 9 rebounds, 4 assists and 4 blocks (tying the franchise single-game record) ... Over her last 10 games, averaged 9.2 points on .580 (47-81) FG% with 5.2 rebounds and 1.10 blocks ... Led the Rockers in scoring on two occasions...Had four games of 10+ points ... Grabbed team-high rebounds seven times.

INTERNATIONAL PLAY:

All-time leading scorer in the history of the EuroLeague Women format ... Three-time EuroLeague All-Star (2006, 2008 and 2009) ... Spent 2011-12 playing for Ros Casares Valencia with future Storm teammates Silvia Dominguez and Lauren Jackson ... Helped Ros Casares to EuroLeague championship ... Spent 2009-10 and 2010-11 with UMMC Ekaterinburg ... Played for CSKA Moscow in the EuroLeague from 2006-07 through 2008-09 ... Wauters has won four national French titles (2001-04), four French Cups (2001, 2002, 2003, 2004), three French Federation tournament titles (2002-03, 04) and four EuroLeague Women crowns (2002, 2004, 2005, 2012). In her first EuroLeague Women campaign in 2001, she finished as the top scorer with 20.9 points per game. She has twice been named the Best Foreign Player of the French League and finished fourth in the FIBA Europe Player of the Year award voting in 2005 and second in 2006 ... Named European Player of the Year by Italian newspaper Gazzetta Dello Sport four times (2001, 2002, 2004, 2005) ... Won two Russian national titles (2005-06), three Russian Cups (2006, 2007, 2008) and a FIBA World League Title (2008).



PERSONAL

Born Ann Hilde Willy Wauters October 12, 1980 ... Speaks Dutch, French and English ... Has two children, Lou (1 yr.) and Vince (1 yr.) ... Daughter of Roger Wauters and Frieda van Landeghem ... Has a sister, Ilse ... Began playing basketball at age 12.

CAREER HIGHLIGHTS

- WNBA All-Star (2005)
- No. 1 overall pick, 2000 (Cleveland Rockers)
- Five-time European Player of the Year (2001, 2002, 2004, 2005, 2008)
- Four-time EuroLeague Women's Champion (2002, 2004, 2005, 2012 (last with Ros Casares Valencia))

WNBA Regular Season Record

YEAR-TEAM	G-GS	MIN	FGM-FGA	PCT	FG3M-FG3A	PCT	FTM-FTA	PCT	OFF-DEF-TOT	AST	PF-DQ	STL	TO	BLK	PTS	RPG	APG	PPG
2000 CLEVELAND	32-0	598	78-149	.523	0-2	.000	43-58	.741	47-82-129	37	75-0	21	63	24	199	4.0	1.2	6.2
2001 CLEVELAND	24-14	622	87-153	.569	0-2	.000	60-75	.800	35-79-114	35	55-0	17	50	13	234	4.8	1.5	9.8
2002 CLEVELAND	28-25	802	120-217	.553	0-1	.000	74-87	.851	45-95-140	39	74-0	16	59	21	314	5.0	1.4	11.2
2004 NEW YORK	13-4	271	29-66	.439	1-3	.333	23-29	.793	10-30-40	21	28-0	4	21	8	82	3.1	1.6	6.3
2005 NEW YORK	28-28	879	151-279	.541	2-2	1.000	79-105	.752	47-137-184	41	91-1	18	71	23	383	6.6	1.5	13.7
2008 SAN ANTONIO	32-31	980	195-366	.533	11-31	.355	70-98	.714	47-192-239	56	75-0	36	70	38	471	7.5	1.8	14.7
2009 SAN ANTONIO	17-16	463	92-168	.548	1-6	.167	35-52	.673	29-66-95	19	39-0	13	44	6	220	5.6	1.1	12.9
TOTALS	174-118	4415	752-1398	.537	15-47	1.855	384-504	.761	260-681-941	248	437-1	125	378	133	1903	5.4	1.4	10.9

WNBA Playoff Record

YEAR-TEAM	G-GS	MIN	FGM-FGA	PCT	FG3M-FG3A	PCT	FTM-FTA	PCT	OFF-DEF-TOT	AST	PF-DQ	STL	TO	BLK	PTS	RPG	APG	PPG
2000 CLEVELAND	6-0	107	13-27	.481	0-2	.000	2-6	.333	5-13-18	5	7-0	3	8	3	28	3.0	0.8	4.7
2001 CLEVELAND	3-3	86	13-19	.684	0-0	---	8-9	.889	6-4-10	2	10-0	2	4	3	34	3.3	0.7	11.3
2008 SAN ANTONIO	9-9	300	48-108	.444	1-12	.083	24-27	.889	13-39-52	14	26-0	6	17	12	121	5.8	1.6	13.4
2009 SAN ANTONIO	3-3	82	14-36	.389	0-0	---	4-5	.800	8-15-23	10	7-0	0	4	0	32	7.7	3.3	10.7
TOTALS	21-15	575	88-190	.463	1-14	.071	38-47	.809	32-71-103	31	50-0	11	33	18	215	4.9	1.5	10.2

30 TANISHA WRIGHT



POSITION: Guard
HEIGHT: 5-11
WEIGHT: 165
WNBA YEARS: 7
FROM: Penn State '05
BIRTHDATE: November 3rd, 1983⁴
BIRTHPLACE: West Mifflin, PA
ACQUIRED: Selected by Seattle in the first round (12th pick overall) of the 2005 WNBA Draft

2011 WNBA REGULAR SEASON:

Reached 200 steals in her WNBA career vs. San Antonio on July 21st... broke out with 17 points on 6-of-11 shooting at Washington, added 5 boards and 5-of-6 from the line... Scored a season-high 21 on July 9th vs. Los Angeles... Ranked 5th in the WNBA in Free-Throw Percentage (0.9)... one of four starters in double figures when she scored 18 vs. Connecticut, her 9th game in double digits ... did not play at Phoenix, 8/16 due to family matter ... returned versus New York Aug. 20 and had two points in 17 minutes of play off the bench ... at Tulsa, Sept. 2 tied with Bird for team-high 5 assists ... added 5 boards as well ... tied her season-high with 18 points vs. Phoenix, 9/9.

2011 PLAYOFFS: Tied her 2011 regular season-high 21 points in Game 1 of the Western Conference Semifinals vs. Phoenix on Sept. 15... led the team in points with 18 vs. Phoenix, 9/17... had 17 points in the loss to Phoenix, 9/19.

WNBA CAREER:

2010: Averaged 9.2 ppg, 3.3 rpg, 4.5 apg and 29.1 mpg in 34 games... Named to the WNBA All-Defensive First Team... Scored a season-high 20 points on July 14 at Phoenix ... Finished the season ranked 10th in assists... Led the team in scoring 3 times... Led the team in assists 9 times... Scored 20-plus points 1 time and 10-plus points 15 times... Handed out 10-plus assists 3 times... Posted 1 point/assist double-double... Recorded a career-high 12 assists, her second straight double-double, and her third straight double-figure assists game on June 29 vs. San Antonio... Hit the game winning 3-pointer on July 17 at Minnesota... Collected her 500th career rebound on August 17 vs. Minnesota... Started in all 34 games played...

2010 PLAYOFFS: Averaged 9.6 ppg, 2.6 rpg, 2.9 apg and 28.7 mpg in seven games...

2009: Averaged 12.2 PPG, 3.5 RPG, 3.9 APG, 1.52 SPG and 32.5 MPG in 33 games... finished the season ranked third in free throw percentage and 10th in the league in total minutes played... Voted to WNBA All-Defensive First Team... Led the team in scoring six times... Led the team in rebounds three times... Led the team in assists 11 times... Scored 20-plus points five times and 10-plus points 21 times... Handed out five-plus assists 10 times... Started in all 33 games played... Did not play in the last game of the regular season.

2009 PLAYOFFS: Averaged 11.7 ppg, 5.3 rpg, 1.7 spg and 32.7 mpg in 3 games against the Los Angeles Sparks.

2008: Appeared in all 34 games and was in the starting lineup 14 times... Averaged 7.9 ppg, 3.4 rpg, 2.5 apg and 23.8 mpg... Tallied 10-plus points 14 times... Scored 17 points on 6-for-11 shooting vs. Minnesota on 9/6... Led team in assists four times... Second on the team in assists per game and total assists...

2008 PLAYOFFS: Averaged 13.7 ppg, 5.7 rpg, 2.7 apg, 2.0 spg and 34.3 mpg in three games... Scored 20 points on 8-for-15 shooting vs. Los Angeles on 9/23...

2007: Averaged 4.1 ppg, 1.3 rpg, 2.0 apg and 16.1 mpg... One of four Storm players to appear in all 34 games... Posted career highs in scoring, assists, and free throw percentage... Started five games in place of the injured Sue Bird and averaged 9.0 ppg and 4.8 apg as a starter... Scored 10-plus points twice and surpassed 20 points once... Led the team in scoring once and in assists four times... Recorded her 100th career assist vs. San Antonio on 6/2... Scored the 100th field goal of her career vs. Chicago on 6/26... Scored a career-high 23 points in a career-high 38 minutes at San Antonio on 7/7...

2007 PLAYOFFS: Handed out one assist in 11 total minutes of action in two games...

2006: Averaged 3.8 ppg, 1.8 rpg, 1.2 apg and 15.4 mpg in 33 games... Scored in double figures once and led the team in assists three times... Handed out a season-high four assists vs. San Antonio on 6/23, at Phoenix on 7/25 and at Minnesota on 8/1... Hit the first three-pointer of her WNBA career at Los Angeles on 6/28... Grabbed her 100th career rebound vs. Sacramento on 7/18... Scored a season high 11 points vs. Sacramento on 7/18...

2006 PLAYOFFS: Handed out one assist in 11 total minutes of action in two games...

2005: Averaged 3.6 ppg, 1.7 rpg, 1.6 apg and 15.5 mpg in 34 games... One of just four Seattle players to appear in every game... Started eight games, averaging 6.9 ppg, 3.3 rpg and 3.0 apg in 27.8 mpg... Tallied at least five assists three times and led the Storm in assists four times... Scored five-plus points 10 times and 10-plus points three times, including a career-high 17 vs. Phoenix on 8/27... Reached the 100-point mark for her career at San Antonio on 8/23...

2005 PLAYOFFS: Averaged 3.0 ppg, 1.7 rpg, 2.3 apg, 1.0 spg and 12.7 mpg in three games.

COLLEGE:

2004-05: Selected three times as the Big Ten Defensive Player of the Year (2003, 2004 and 2005)... Led the Big Ten in scoring with 19.3 points per game... Named a first-team USBWA All-American, an Associated Press third-team All American and a Kodak All-American honorable mention selection...

2003-04: Won unprecedented back-to-back Big Ten Defensive Player of the Year Awards... Also named First-Team All-Big Ten by both the coaches and the media... Recognized by the AP as Honorable Mention All-America... Named Big Ten Co-Player of the Week on 2/23... Was selected as the Junkanoo Jam Tourney MVP after scoring 39 points vs. George Washington and Kansas State... Won the Lady Lions' Robin Lombard Award which recognizes a player who exemplifies the true Lady Lion spirit... Posted a season high eight assists and hit two three-pointers vs. LSU... Tallied a season-high 24 points (10-of-17 from the field), six rebounds, three assists, two steals and a block at Iowa... Tied a career high with 28 points vs. Virginia Tech...

2002-03: Tied a career high in rebounds with nine vs. Bucknell... Posted a career best 28 points at Pitt... Scored 10 points vs. Holy Cross in the first round of the NCAA Tournament on 3/23... 2001-02: Registered a career-best 26 points in the NCAA second round vs. Florida International.

PERSONAL:

In college, majored in elementary education with a minor in sociology... Has a superstition of wearing two pairs of socks during games... Lists winning the Big Ten Championship in consecutive seasons as her best basketball memories... Enjoys shopping in her spare time, especially for sneakers... Drives a 2002 Dodge Stratus named Ole' Betty... PlayS in Israel during off-seasons, and says the best part of playing basketball overseas is that it's a great opportunity to learn about and experience different culture.

CAREER HIGHLIGHTS

- WNBA Champion (2010)
- Three-time WNBA All- Defensive Team (2009, 2010, 2011)



2011 SEASON HIGHS

CAREER HIGHS

PLAYOFF HIGHS

Points	21 vs. Los Angeles 7/9/2011	25 2 Times	21 , vs. Phoenix 9/15/2011
Field Goals Made	8 @ San Antonio 7/14/2011	10 vs. Atlanta 8/29/2009	8 , vs. Los Angeles 9/23/2008
Field Goals Attempted	16 @ San Antonio 7/14/2011	22 vs. Phoenix 9/10/2009	16 , vs. Los Angeles 9/18/2008
Three Point Field Goals Made	3 vs. Los Angeles 8/28/2011	3 @ New York 6/18/2010	2 , vs. Phoenix 9/15/2011
Three Point Field Goals Attempted	4 2 Times	5 3 Times	4 , 2 Times
Free Throws Made	8 vs. San Antonio 8/23/2011	8 vs. Phoenix 8/4/2009	6 , @ Los Angeles 9/19/2008
Free Throws Attempted	8 2 Times	10 2 Times	8 , @ Los Angeles 9/19/2008
Offensive Rebounds	3 2 Times	5 vs. Los Angeles 6/26/2009	5 , @ Phoenix 8/26/2007
Defensive Rebounds	6 2 Times	7 @ Phoenix 5/22/2010	6 , vs. Los Angeles 9/21/2008
Total Rebounds	8 @ Los Angeles 8/30/2011	9 @ Phoenix 5/22/2010	7 , vs. Los Angeles 9/21/2008
Assists	7 2 Times	12 vs. San Antonio 6/29/2010	9 , vs. Los Angeles 9/18/2008
Steals	3 7 Times	5 vs. Washington 8/25/2009	5 , vs. Atlanta 9/14/2010
Blocks	1 vs. San Antonio 8/23/2011	3 vs. Sacramento 7/9/2009	1 , 2 Times
Minutes Played	36 2 Times	46 @ Phoenix 7/14/2010	38 , vs. Los Angeles 9/23/2008

WNBA CAREER STATISTICS

Year-Team	G	GS	MIN	FGM	FGA	PCT	FG3M	FG3A	PCT	FTM	FTA	PCT	OFF	DEF	TOT	AST	PF	DQ	STL	TO	BLK	PTS	RPG	APG	PPG
2005 Seattle	34	8	528	49	106	.462	0	1	.000	24	36	.667	20	37	57	53	60	1	18	40	3	122	1.7	1.6	3.6
2006 Seattle	33	0	507	42	119	.353	2	14	.143	38	45	.844	19	41	60	41	53	0	11	53	2	124	1.8	1.2	3.8
2007 Seattle	34	5	547	50	125	.400	6	22	.273	33	39	.846	17	26	43	69	56	0	31	55	2	139	1.3	2.0	4.1
2008 Seattle	34	14	808	108	250	.432	4	24	.167	48	61	.787	32	84	116	84	94	1	31	78	8	268	3.4	2.5	7.9
2009 Seattle	33	33	1072	150	324	.463	8	30	.267	96	106	.906	44	73	117	129	119	5	50	85	10	404	3.5	3.9	12.2
2010 Seattle	34	34	988	107	261	.410	23	56	.411	76	90	.844	27	85	112	154	110	0	41	71	9	313	3.3	4.5	9.2
2011 Seattle	33	32	953	118	240	.492	18	49	.367	78	87	.897	25	81	106	97	97	0	40	90	1	332	3.2	2.9	10.1
TOTALS	235	126	5403	624	1425	.438	61	196	.311	393	464	.847	184	427	611	627	589	7	222	472	35	1702	2.6	2.7	7.2

WNBA CAREER PLAYOFF STATISTICS

YEAR-TEAM	G-GS	MIN	FGM-FGA	PCT	FG3M-FG3A	PCT	FTM-FTA	PCT	OFF-DEF-TOT	AST	PF-DQ	STL	TO	BLK	PTS	RPG	APG	PPG
2005 SEATTLE	3-0	38	1-5	.200	0-0	---	7-7	1.000	1-4-5	7	6-0	3	2	0	9	1.7	2.3	3.0
2006 SEATTLE	2-0	12	0-3	.000	0-1	.000	0-0	---	0-0-0	1	1-0	0	2	0	0	0.0	0.5	0.0
2007 SEATTLE	2-0	42	7-15	.467	0-2	.000	4-4	1.000	5-0-5	5	6-0	1	6	1	18	2.5	2.5	9.0
2008 SEATTLE	3-3	103	14-34	.412	1-2	.500	12-16	.750	4-13-17	8	10-0	6	11	0	41	5.7	2.7	13.7
2009 SEATTLE	3-3	98	13-38	.342	1-4	.250	8-8	1.000	9-7-16	16	12-0	5	9	0	35	5.3	5.3	11.7
2010 SEATTLE	7-7	201	25-56	.446	5-14	.357	12-21	.571	3-15-18	20	20-0	9	19	1	67	2.6	2.9	9.6
2011 SEATTLE	3-3	84	20-34	.588	6-10	.600	10-12	.833	3-9-12	7	11-0	5	9	1	56	4.0	2.3	18.7
TOTALS	23-16	578	80-185	.432	13-33	.394	53-68	.779	25-48-73	64	66-0	29	58	3	226	3.2	2.8	9.8

2011 REGULAR SEASON REVIEW



2011 REGULAR SEASON

STORM INDIVIDUAL HIGHS

	HIGH	PLAYER	OPPONENT	DATE
Minutes	39	Cash	at Tulsa	6/21/11
FG Made	10	Bird	2x, last at Chicago	7/19/11
FG Attempted	23	Bird	at Chicago	7/19/11
3P Made	5	Smith	4x, last vs. Phoenix	9/9/11
3P Attempted	9	Bird	at New York	8/9/11
FT Made	12	Cash	at Connecticut	7/1/11
FT Attempted	12	Cash	at Connecticut	7/1/11
Off. Rebounds	5	Willingham	4x, last at New York	8/9/11
Def. Rebounds	13	Cash	at Phoenix	8/16/11
Tot. Rebounds	15	Cash	at Phoenix	8/16/11
Assists	10	Bird	vs. Phoenix	6/4/11
Steals	5	Bird	vs. Los Angeles	8/28/11
Blocks	4	Little	at Washington	7/3/11
Points	29	Bird	at Tulsa	7/30/11

STORM TOP INDIVIDUAL PERFORMANCES

POINTS	REBOUNDS	ASSISTS
29, Bird, vs. Tulsa, 7/30/11	15, Cash, at Phoenix, 8/16/11	10, Bird, vs. Phoenix, 6/4/11
26, Cash, vs. Los Angeles, 7/9/11	14, Cash, vs. Phoenix, 9/9/11	8, Bird, 2x, last at Phoenix, 8/16/11
26, Bird, at Chicago, 7/19/11	12, Cash, at San Antonio, 9/3/11	
26, Smith, vs. Chicago, 9/9/11	10, Robinson, at Chicago, 7/19/11	
25, Cash, at Connecticut, 7/1/11		

OPPONENT INDIVIDUAL HIGHS

	HIGH	PLAYER	OPPONENT	DATE
Minutes	52	Dupree	vs. SEA	7/14 (3 OT)
Field Goals	11	Taurasi	vs. PHO	6/4
FG Attempts	21	Taurasi	at PHO	8/16
3-Pt. Field Goals	6	Taurasi	vs. PHO	9/9
3-Pt. FG Attempts	11	Taurasi	vs. PHO	9/9
Free Throws	12	Fowles	Last vs. CHI	9/11
FT Attempts	12	Fowles	Last vs. CHI	9/11
Off. Rebounds	7	Fowles	vs. CHI	9/11
Def. Rebounds	12	Parker	Last vs. LAS	8/28
Rebounds	14	Bonner	Last vs. PHO	9/9
Assists	10	Whalen	at MIN	6/9
Steals	6	Perkins	at SAS	9/3
Turnovers	6	Penicheiro	vs. LAS	8/28
Blocks	5	Parker	vs. LAS	8/28
Points	36	Taurasi	vs. PHO	9/9

OPPONENT TOP INDIVIDUAL PERFORMANCES

2011 REBOUNDS	2011 ASSISTS
14, Parker, vs. Los Angeles, 8/28/11	9, Hammon, at San Antonio, 7/14/11
14, Catchings, vs. Indiana, 6/17/11	8, Montgomery, at Connecticut, 7/1/11
14, Brunson, vs. Minnesota, 6/9/11	7, Thorn, at Chicago, 9/11/11
13, Fowles, vs. Chicago, 9/11/11	7, Harding, at Atlanta, 8/7/11
	7, Lawson, at Connecticut, 7/1/11

2010 INDIVIDUAL AND TEAM SEASON HIGH GAMES

PLAYER	MINUTES	FIELD GOALS	FREE THROWS	REBOUNDS			ASSISTS	STEALS	BLOCKED	TURNOVERS	SHOTS	POINTS
				OFFENSIVE	DEFENSIVE	TOTAL						
SUE BIRD	38 (2) JUL. 14 at S.A.	10 (2) JUL. 19 at Chi.	10 JUL. 30 at Tulsa	2 (3) AUG. 30 at L.A.	5 (4) AUG. 28 vs L.A.	7 AUG. 28 vs L.A.	10 JUN. 4 vs Phoe.	5 AUG. 28 vs L.A.	7 SEP. 3 at S.A.	1 (6) JUL. 30 vs Phoe.	29 JUL. 30 at Tulsa	
SWIN CASH	39 JUN. 21 at Tulsa	9 JUL. 9 vs L.A.	12 JUL. 1 at Conn.	4 (2) AUG. 25 vs Tulsa	13 AUG. 16 at Phoe.	15T AUG. 16 at Phoe.	5 (5) AUG. 16 at Phoe.	4 JUL. 12 vs Wash.	7 AUG. 5 vs Conn.	2 (2) SEP. 11 vs Chi.	26 JUL. 9 vs L.A.	
IFY IBEKWE	6C JUN. 19 at L.A.	0C	0C	0C	3C JUN. 19 at L.A.	3C JUN. 19 at L.A.	0C	0C	1C JUN. 19 at L.A.	0C	0C	
LAUREN JACKSON	31 JUN. 4 vs Phoe.	8 SEP. 2 at Tulsa	7 AUG. 30 at L.A.	4 JUN. 17 vs Ind.	7 (2) AUG. 23 vs S.A.	7 (4) AUG. 23 vs S.A.	1 (4) SEP. 9 vs Phoe.	3 JUN. 19 at L.A.	3 (2) JUN. 9 vs Minn.	2 (3) SEP. 9 vs Phoe.	20 (2) SEP. 2 at Tulsa	
EWELINA KOBRYN	25C JUL. 29 at Minn.	4C JUL. 29 at Minn.	1C(2) AUG. 11 vs Tulsa	2C(2) AUG. 13 vs Atl.	7C JUL. 29 at Minn.	9C JUL. 29 at Minn.	2C(2) JUL. 29 at Minn.	1C(5) AUG. 13 vs Atl.	2C(2) JUL. 21 vs S.A.	1C(6) AUG. 25 vs Tulsa	9C JUL. 29 at Minn.	
CAMILLE LITTLE	37 AUG. 28 vs L.A.	8 JUN. 4 vs Phoe.	6 AUG. 25 vs Tulsa	5 JUN. 4 vs Phoe.	9 SEP. 9 vs Phoe.	11 SEP. 9 vs Phoe.	5C SEP. 11 vs Chi.	3 (4) AUG. 11 vs Tulsa	5 (2) AUG. 16 at Phoe.	4C AUG. 25 at Wash.	19 AUG. 11 vs Tulsa	
ALLIE QUIGLEY	4 (2) AUG. 13 at Atl.	1 AUG. 25 vs Tulsa	2T AUG. 25 vs Tulsa	1 AUG. 25 vs Tulsa	1 (3) AUG. 25 vs Tulsa	2 AUG. 25 vs Tulsa	1 AUG. 11 vs Tulsa	1 AUG. 7 at Atl.	1 AUG. 2 vs S.A.	1T AUG. 25 vs Tulsa	4 AUG. 25 vs Tulsa	
ASHLEY ROBINSON	30 (2) JUL. 21 vs S.A.	6C JUL. 19 at Chi.	2 (3) AUG. 11 vs Tulsa	5 JUL. 19 at Chi.	7 JUL. 21 vs S.A.	10 JUL. 19 at Chi.	4T AUG. 5 vs Conn.	3T JUL. 9 vs L.A.	4 JUL. 12 vs Wash.	3 (4) AUG. 9 at N.Y.	14C JUL. 19 at Chi.	
KATIE SMITH	34 AUG. 20 vs N.Y.	9 SEP. 9 vs Phoe.	4 JUL. 29 at Minn.	3 JUL. 9 vs L.A.	6 AUG. 7 at Atl.	6 (3) AUG. 7 at Atl.	5 JUL. 9 vs L.A.	2 (5) SEP. 9 vs Phoe.	3 (2) SEP. 3 at S.A.	1 (5) AUG. 23 vs S.A.	26 SEP. 9 vs Phoe.	
BELINDA SNELL	20 JUL. 29 at Minn.	2 (2) JUL. 26 at Phoe.	4T JUL. 29 at Minn.	1 (3) JUL. 21 vs S.A.	3 JUL. 29 at Minn.	3 (2) JUL. 29 at Minn.	2 JUL. 29 at Minn.	1 (3) AUG. 25 vs Tulsa	2 (2) JUL. 29 at Minn.	1T(2) AUG. 11 vs Tulsa	6 (4) JUL. 29 at Minn.	
KRYSTAL THOMAS	6 JUN. 19 at L.A.	1 JUL. 29 at Minn.	0	1 JUL. 9 vs L.A.	3C JUL. 29 at Minn.	3 JUL. 29 at Minn.	1T JUL. 19 at Chi.	2C JUL. 29 at Minn.	3C JUN. 19 at L.A.	2 JUN. 19 at L.A.	2 JUL. 29 at Minn.	
LE'ODE WILLINGHAM	32 JUN. 24 vs Minn.	7 JUL. 29 at Minn.	4 JUN. 17 vs Ind.	5 (2) AUG. 9 at N.Y.	7 (2) JUL. 16 at Minn.	8 (3) JUL. 26 at Phoe.	4 JUL. 3 at Wash.	2 JUN. 17 vs Ind.	5T AUG. 13 vs Atl.	2T JUL. 19 at Chi.	15 AUG. 16 at Phoe.	
TANSHA WRIGHT	36 (2) AUG. 5 vs Conn.	8 JUL. 14 at S.A.	8T AUG. 23 vs S.A.	3 (2) AUG. 30 at L.A.	6 (2) AUG. 23 vs S.A.	8 AUG. 30 at L.A.	7 (2) AUG. 2 vs S.A.	3 (7) SEP. 9 vs Phoe.	6 AUG. 7 at Atl.	1 AUG. 23 vs S.A.	21 JUL. 9 vs L.A.	
STORM High Games	200 (34) SEP. 11 vs Chi.	35 JUL. 9 vs L.A.	22 AUG. 25 vs Tulsa	16 JUN. 17 vs Ind.	32 (2) AUG. 23 vs S.A.	40 SEP. 3 at S.A.	24 JUL. 26 at Phoe.	12 JUL. 9 vs L.A.	29 AUG. 7 at Atl.	7 AUG. 23 vs S.A.	99 JUL. 9 vs L.A.	
STORM Low Games	200 (34) SEP. 11 vs Chi.	19 AUG. 7 at Atl.	2 JUL. 5 at Ind.	2 AUG. 7 at Atl.	14 AUG. 13 vs Atl.	22 AUG. 13 vs Atl.	9 AUG. 13 vs Atl.	3 (3) SEP. 3 at S.A.	8 AUG. 28 vs L.A.	0 (2) AUG. 30 at L.A.	50 JUN. 19 at L.A.	
OPPONENTS Low Games	200 (34) SEP. 11 vs Chi.	16 JUN. 17 vs Ind.	5 AUG. 23 vs S.A.	3 SEP. 3 at S.A.	13 AUG. 5 vs Conn.	21 (2) SEP. 3 at S.A.	6 JUL. 21 vs S.A.	3 SEP. 11 vs Chi.	8 SEP. 3 at S.A.	1 (6) AUG. 25 vs Tulsa	54 JUN. 17 vs	

Ind."C" indicates a new career-high, "T" a tied career-high.
Numbers in parentheses indicate the number of games in which a player or team has reached a given total (if more than one).

2011 TRANSACTIONS

Jan. 13, 2011 - Jenny Boucek re-signed as assistant coach ...
Jan. 13, 2011 - Jenny Boucek re-signed as assistant coach ...
Feb. 2, 2011 - Camille Little re-signed to a multi-year contract ...
Feb. 9, 2011 - Belinda Snell and Erin Phillips signed ...
March 1, 2011 - Forward Swin Cash re-signed to a multi-year deal ...
March 15, - Ashley Robinson signed to multi-year deal ...
April 8, 2011 - Forward Bridgette Mitchell added to training camp roster ...
April 11, 2011 - Selected Jasmine Thomas (first round, No. 12 overall), Ify Ibeke (second round, No. 24 overall) and Krystal Thomas (third round, No. 36 overall) in the 2011 WNBA Draft ...
April 21, 2011 - Forward Breanna Salley, guard Courtney Ward and guard Lauren Prochaska added to training camp roster ...
April 29, 2011 - Katie Smith joins team in trade that includes Jacinta Monroe (from Washington) and Indiana's second round pick in 2012 ...
May 22, 2011 - Waived Bridgette Mitchell and Lauren Prochaska ...
May 23, 2011 - Added guard Sharnae Zoll to training camp roster ... waived Courtney Ward ...
May 29, 2011 - Waived forward Jacinta Monroe ...
June 2, 2011 - Waived guard Sharnae Zoll and set Opening Night roster at 11 players ...
June 27, 2011 - Waived forward Ify Ibeke ...
June 30, 2011 - Ewelina Kobryn signed as a free agent...
July 21, 2011 - Waived center Krystal Thomas... July 23 - re-signed to a 7-day contract ...
July 31, 2011 - Allie Quigley signed to a 7-day contract...
Aug. 7, 2011 - Re-signed Allie Quigley to a 7-day contract...
Aug. 14, 2011 - Re-signed Allie Quigley to a 7-day contract...
Aug. 21, 2011 - Re-signed Allie Quigley to a 7-day contract...
Aug. 28, 2011 - Re-signed Allie Quigley to a 7-day contract...
Sept. 4, 2011 - Re-signed Allie Quigley to a 7-day contract...
Sept. 11, 2011 - Allie Quigley signed a contract for the rest of the season...

STORM ALL-TIME RECORDS



STORM ALL-TIME RECORDS

YEAR-BY-YEAR RECORD

SEASON	HOME	ROAD	TOTAL
2000	4-12	2-14	6-26 (.188)
2001	5-11	5-11	10-22 (.313)
2002	10-6	7-9	17-15 (.531)
2003	13-4	5-12	18-16 (.529)
2004	13-4	7-10	20-14 (.588)*
2005	14-3	6-11	20-14 (.588)
2006	9-8	9-8	18-16 (.529)
2007	12-5	5-12	17-17 (.500)
2008	16-1	6-11	22-12 (.647)
2009	13-4	7-10	20-14 (.588)
2010	17-0	11-6	28-6 (.824)*
2011	15-2	6-11	21-12 (.636)
Totals	124-60	65-119	189-179 (.514)

*Won WNBA championship



2004



2010



ALL-TIME OVERTIME RESULTS

DATE	OPPONENT	RESULT
6/13/00	Los Angeles	W, 69-59
8/6/00	Portland	W, 66-58
8/8/00	Los Angeles	L, 52-60
6/4/01	at Indiana	W, 74-71
7/3/01	Washington	L, 69-72 (4OT)
7/24/01	Detroit	W, 74-69
6/4/02	Minnesota	W, 78-68
7/7/02	at Miami	L, 61-65
5/30/03	Los Angeles	L, 74-77
8/20/03	at San Antonio	L, 70-78
7/17/04	Washington	W, 85-83
6/15/05	Minnesota	L, 81-86
7/24/07	at Washington	L, 96-97
7/22/09	Los Angeles	W, 98-87 (3OT)
8/1/09	San Antonio	W, 85-82
8/4/09	Phoenix	L, 90-101
8/6/09	at Los Angeles	L, 75-79
8/29/09	Atlanta	W, 91-84 (2OT)
9/10/09	Phoenix	L, 84-92
5/22/10	at Phoenix	W, 95-89
7/14/10	at Phoenix	W, 111-107 (3OT)
Totals	21 Overtime Games	11-10 (.524)

(Home: 8-6; Road: 3-4)

ON OPENING NIGHT

HOME OPENERS (8-4)			ROAD OPENERS (6-6)				
DATE	OPPONENT	RESULT	DATE	OPPONENT	RESULT	SCORE	
6/1/00	Houston	L	5/31/00	Sacramento	L	60-76	
* 5/31/01	Phoenix	W	6/3/01	Washington	L	63-68	
* 5/30/02	New York	L	6/2/02	Portland	W	57-47	
5/30/03	Los Angeles	L	* 5/22/03	Houston	L	64-75	
* 5/20/04	Minnesota	W	5/28/04	Phoenix	L	76-84	
* 5/21/05	Los Angeles	L	6/2/05	Phoenix	W	78-67	
* 5/21/06	Los Angeles	W	5/25/06	Phoenix	W	94-81	
* 5/19/07	Houston	W	5/25/07	San Antonio	L	71-82	
* 5/17/08	Chicago	W	5/22/08	Phoenix	W	87-83	
6/7/09	Sacramento	W	80-70	* 6/6/09	Sacramento	W	71-61
* 5/16/10	Los Angeles	W	81-67	5/22/10	Phoenix	W	95-89 (OT)
* 6/4/11	Phoenix	W	78-71	6/19/11	Los Angeles	L	50-74

* Season Opening Games (8-4)

OPENING NIGHT STARTING LINEUPS

2000	2004	2008
Sonja Henning	Sue Bird	Sue Bird
Edna Campbell	Betty Lennox	Sheryl Swoopes
Quacy Barnes	Kamila Vodichkova	Yolanda Griffith
Katrina Hibbert	Sheri Sam	Swin Cash
Kamila Vodichkova	Lauren Jackson	Lauren Jackson
2001	2005	2009
Sonja Henning	Sue Bird	Sue Bird
Semeka Randall	Betty Lennox	Lauren Jackson
Simone Edwards	Janell Burse	Shannon Johnson
Katy Steding	Mandisa Stevenson	Camille Little
Lauren Jackson	Lauren Jackson	Tanisha Wright
2002	2006	2010
Sue Bird	Sue Bird	Sue Bird
Semeka Randall	Betty Lennox	Lauren Jackson
Simone Edwards	Wendy Palmer	Swin Cash
Adia Barnes	Iziane Castro Marques	Camille Little
Danielle McCulley	Lauren Jackson	Tanisha Wright
2003	2007	2011
Sue Bird	Sue Bird	Sue Bird
Sandy Brondello	Betty Lennox	Lauren Jackson
Alisa Burras	Janell Burse	Swin Cash
Adia Barnes	Iziane Castro Marques	Camille Little
Lauren Jackson	Lauren Jackson	Tanisha Wright

STORM LEADERS FOR MOST STARTS ON OPENING NIGHT

Sue Bird	10
Lauren Jackson	10
Betty Lennox	4
Swin Cash	3
Camille Little	3
Tanisha Wright	3
Adia Barnes	2
Simone Edwards	2
Sonja Henning	2
Semeka Randall	2
Kamila Vodichkova	2

HIGH/LOW SCORING GAMES - WIN/LOSS STREAKS

STORM HIGHEST SCORING GAMES

POINTS	OPPONENT	DATE	RESULT
111	Tulsa	8/7/10	111-65
111	at Phoenix	7/14/10	111-107 (3OT)
111	Phoenix	8/4/07	111-101
100	Phoenix	5/23/07	100-87
99	Los Angeles	7/9/11	99-90
98	Los Angeles	7/22/09	98-87
97	Phoenix	6/2/06	97-87
97	Los Angeles	8/17/07	97-77
96	Minnesota	9/6/08	96-88
96	at Washington	7/24/07	96-97
95	Connecticut	6/22/05	95-86
94	Chicago	6/26/07	94-76
94	at Phoenix	5/25/06	94-81

OPPONENTS HIGHEST SCORING GAMES

POINTS	OPPONENT	DATE	RESULT
107	Phoenix	7/14/10	111-107
101	Phoenix	8/4/09	90-101
101	Phoenix	8/4/07	111-101
97	at Washington	7/24/07	96-97
97	at Detroit	8/9/07	70-97
95	at Minnesota	8/7/07	74-95
95	Detroit	8/17/03	86-95
94	at Phoenix	7/25/08	80-94
92	Atlanta	8/13/11	63-92
92	at Minnesota	7/29/11	67-92
92	San Antonio	7/29/07	88-92
92	Connecticut	7/16/06	83-92
90	at Indiana	6/13/07	62-90

STORM LOWEST SCORING GAMES

POINTS	OPPONENT	DATE	RESULT
36	Cleveland	6/14/01	36-58
38	at Charlotte	7/7/01	38-48
42	at Miami	7/10/00	42-59
43	at Portland	6/19/01	43-58
45	at Indiana	7/14/00	45-64
46	at Sacramento	8/9/00	46-79
47	at Houston	8/19/03	47-52
47	Houston	6/1/00	47-77

OPPONENTS LOWEST SCORING GAMES

POINTS	OPPONENT	DATE	RESULT
45	Phoenix	6/3/04	72-45
47	at Portland	6/2/02	57-47
47	at Utah	6/25/01	65-47
47	at Los Angeles	7/10/07	82-47
48	Phoenix	7/19/02	89-48
48	at Charlotte	7/7/01	38-48
49	Washington	6/29/08	64-49
49	Houston	8/28/08	66-49
51	at San Antonio	8/23/05	78-51
51	San Antonio	5/29/05	79-51
51	Indiana	6/10/03	78-51
51	Indiana	6/21/02	63-51

STORM ALL-TIME RECORDS

STORM INDIVIDUAL RECORDS

	HIGH	PLAYER	OPPONENT	DATE
MINUTES	55	Lauren Jackson	Washington	7/3/01 (40T)
	51	Camille Little	Los Angeles	7/22/09 (30T)
	50	Sue Bird	at Phoenix	7/14/10 (30T)
	49	Sue Bird	Los Angeles	7/22/09 (30T)
	44	Swin Cash	Los Angeles	7/22/09 (30T)
POINTS	47	Lauren Jackson	at Washington	7/24/07 (OT)
	36	Lauren Jackson	at Detroit	8/18/09
REBOUNDS	20	Lauren Jackson	Charlotte	7/31/03
ASSISTS	14	Sue Bird	Minnesota	7/1/06
STEALS	7	Sue Bird	Los Angeles	5/21/06
BLOCKED SHOTS	8	Lauren Jackson	Utah	8/11/02
FIELD GOALS MADE	18	Lauren Jackson	at Washington	7/24/07
FIELD GOALS ATTEMPTED	29	Lauren Jackson	Washington	7/3/01 (40T)
	28	Lauren Jackson	at Washington	7/24/07 (OT)
THREE-POINT FIELD GOALS MADE	7	Sue Bird	Los Angeles	7/22/09 (30T)
THREE-POINT FIELD GOALS ATTEMPTED	14	Sue Bird	Los Angeles	7/22/09 (30T)
FREE THROWS MADE	15	Lauren Jackson	Los Angeles	8/17/07
FREE THROWS ATTEMPTED	16	Lauren Jackson	San Antonio	8/12/03
	16	Lauren Jackson	Los Angeles	8/17/07

OPPONENT INDIVIDUAL RECORDS

	HIGH	PLAYER	OPPONENT	DATE
MINUTES	55	Vicky Bullet	Washington	7/3/01 (40T)
	52	Candice Dupree	at Phoenix	7/14/10 (30T)
	52	Tina Thompson	Los Angeles	7/22/09 (30T)
POINTS	44	Diana Taurasi	Phoenix	7/14/10 (30T)
REBOUNDS	18	Cheryl Ford	Detroit	7/28/06
ASSISTS	11	Temeka Johnson	Los Angeles	5/21/06
	11	Nikki Teasley	Los Angeles	9/18/04
STEALS	7	Tamika Catchings	at Indiana	8/4/05
BLOCKED SHOTS	6	Erika de Souza	Atlanta	8/29/09
	6	Tangela Smith	Charlotte	7/29/05
FIELD GOALS MADE	16	Diana Taurasi	at Phoenix	7/14/10 (30T)
FIELD GOALS ATTEMPTED	33	Diana Taurasi	at Phoenix	7/14/10 (30T)
THREE-POINT FIELD GOALS MADE	7	Katie Smith	Minnesota	6/14/03
	7	Diana Taurasi	Phoenix	6/11/08
THREE-POINT FIELD GOALS ATTEMPTED	12	Diana Taurasi	Phoenix	6/11/08
FREE THROWS MADE	13	Marlies Askamp	at Miami	7/10/00
FREE THROWS ATTEMPTED	18	Marlies Askamp	at Miami	7/10/00

ALL-TIME 30+ POINTS PERFORMANCES

PLAYER	OPPONENT	DATE	POINTS
Lauren Jackson	at Washington	7/24/07	47 (OT)
Lauren Jackson	at Detroit	8/18/09	36
Lauren Jackson	at Los Angeles	6/24/07	35
Lauren Jackson	at Phoenix	5/25/06	35
Lauren Jackson	Minnesota	7/5/08	34
Betty Lennox	Washington	8/11/07	34
Lauren Jackson	Los Angeles	8/6/03	34
Lauren Jackson	Phoenix	7/27/10	33
Lauren Jackson	New York	7/3/08	33
Lauren Jackson	Washington	7/17/04	33
Sue Bird	Portland	8/9/02	33
Lauren Jackson	Chicago	6/26/07	33
Lauren Jackson	at Phoenix	7/17/07	33
Lauren Jackson	Atlanta	6/1/10	32
Lauren Jackson	Los Angeles	6/26/09	32
Lauren Jackson	Los Angeles	8/17/07	32
Lauren Jackson	Sacramento	7/3/04	32
Lauren Jackson	San Antonio	8/12/03	32
Lauren Jackson	Connecticut	8/5/10	31
Lauren Jackson	San Antonio	6/29/10	31
Lauren Jackson	Phoenix	5/23/07	31
Lauren Jackson	Sacramento	7/3/05	31
Lauren Jackson	at Sacramento	10/1/04	31*
Lauren Jackson	Minnesota	5/20/04	31
Lauren Jackson	at Phoenix	5/22/08	30
Lauren Jackson	at Minnesota	7/20/03	30
Lauren Jackson	Minnesota	6/9/07	30
Lauren Jackson	Houston	6/15/07	30
Lauren Jackson	Sacramento	6/31/07	30

Total: 25

* Playoffs



STORM ALL-TIME RECORDS

ALL-TIME DOUBLE-DOUBLES

PLAYER	DATE	OPPONENT	PTS	REB	AST
Lauren Jackson	7/3/01	Washington	24	12	---
Lauren Jackson	7/4/01	at Portland	18	12	---
Lauren Jackson	7/18/01	at Minnesota	21	10	---
Lauren Jackson	7/27/01	Phoenix	16	13	---
Kamila Vodichkova	6/4/02	Minnesota	12	12	---
Lauren Jackson	6/18/02	Los Angeles	23	10	---
Lauren Jackson	6/20/02	at Sacramento	15	11	---
Sue Bird	7/5/02	at Cleveland	12	---	12
Lauren Jackson	7/7/02	at Miami	13	11	---
Sue Bird	7/25/02	at Orlando	10	---	11
Lauren Jackson	7/27/02	at Washington	25	10	---
Kamila Vodichkova	8/1/02	at Los Angeles	18	10	---
Sue Bird	8/1/02	at Los Angeles	17	---	10
Lauren Jackson	8/9/02	Portland	23	13	---
Sue Bird	5/22/03	at Houston	19	---	10
Lauren Jackson	6/3/03	Sacramento	22	13	---
Lauren Jackson	6/7/03	Phoenix	27	14	---
Lauren Jackson	6/17/03	at Phoenix	23	10	---
Sue Bird	6/19/03	at Los Angeles	15	---	12
Sue Bird	6/27/03	at Cleveland	11	---	12
Sue Bird	6/28/03	at Indiana	11	---	11
Simone Edwards	6/28/03	at Indiana	14	11	---
Sue Bird	7/3/03	Washington	21	---	10
Sue Bird	7/15/03	Houston	13	---	10
Kamila Vodichkova	7/23/03	New York	14	10	---
Lauren Jackson	7/25/03	Phoenix	26	10	---
Lauren Jackson	7/26/03	at Sacramento	23	10	---
Lauren Jackson	7/30/03	Charlotte	23	20	---
Lauren Jackson	8/2/03	at Minnesota	16	12	---
Sue Bird	8/6/03	Los Angeles	10	---	10
Lauren Jackson	8/6/03	Los Angeles	34	13	---
Lauren Jackson	8/8/03	Minnesota	16	11	---
Lauren Jackson	8/12/03	San Antonio	32	18	---
Lauren Jackson	8/17/03	Detroit	23	13	---
Lauren Jackson	8/19/03	at Houston	16	15	---
Lauren Jackson	8/20/03	at San Antonio	22	14	---
Betty Lennox	5/20/04	Minnesota	18	10	---
Lauren Jackson	5/28/04	at Phoenix	20	11	---
Kamila Vodichkova	6/11/04	Connecticut	18	10	---
Lauren Jackson	6/15/04	at New York	16	12	---
Kamila Vodichkova	6/22/04	Houston	10	12	---
Sheri Sam	7/1/04	San Antonio	11	10	---
Lauren Jackson	7/3/04	Sacramento	32	12	---
Sheri Sam	9/25/04	at Minnesota*	11	10	---
Lauren Jackson	10/1/04	at Sacramento*	31	13	---
Sue Bird	10/5/04	Sacramento*	10	---	14
Sheri Sam	10/5/04	Sacramento*	12	10	---
Lauren Jackson	10/10/04	Connecticut*	15	11	---
Lauren Jackson	5/27/05	Houston	17	12	---
Lauren Jackson	6/2/05	at Phoenix	12	14	---
Janell Burse	6/4/05	Indiana	15	10	---
Lauren Jackson	6/4/05	Indiana	24	15	---
Lauren Jackson	6/12/05	at Charlotte	17	14	---
Lauren Jackson	6/22/05	Connecticut	23	17	---
Lauren Jackson	6/30/05	San Antonio	17	15	---
Lauren Jackson	7/3/05	Sacramento	31	13	---
Betty Lennox	7/6/05	at Phoenix	17	11	---
Janell Burse	7/19/05	Phoenix	15	11	---
Lauren Jackson	7/31/05	Los Angeles	17	10	---
Sue Bird	8/6/05	at New York	12	---	10
Lauren Jackson	8/12/05	at Minnesota	17	10	---
Janell Burse	8/14/05	at Houston	15	11	---
Lauren Jackson	8/18/05	Minnesota	18	11	---
Lauren Jackson	8/20/05	at Sacramento	16	15	---
Lauren Jackson	8/23/05	at San Antonio	10	11	---
Lauren Jackson	8/30/05	at Houston*	19	13	---
Wendy Palmer	5/21/06	Los Angeles	18	13	---
Janell Burse	6/2/06	Phoenix	12	10	---
Janell Burse	6/9/06	at Connecticut	23	14	---
Lauren Jackson	6/15/06	at Chicago	27	10	---
Lauren Jackson	6/21/06	Phoenix	28	14	---

ALL-TIME DOUBLE-DOUBLES

PLAYER	DATE	OPPONENT	PTS	REB	AST
Lauren Jackson	6/27/06	Sacramento	16	12	---
Sue Bird	7/1/06	Minnesota	11	---	14
Lauren Jackson	7/1/06	Minnesota	25	10	---
Janell Burse	7/14/06	New York	12	14	---
Janell Burse	7/16/06	Connecticut	10	13	---
Lauren Jackson	7/16/06	Connecticut	20	11	---
Betty Lennox	7/20/06	at Charlotte	13	10	---
Lauren Jackson	7/23/06	at Washington	18	11	---
Lauren Jackson	7/25/06	at Phoenix	16	12	---
Janell Burse	8/5/06	Charlotte	23	12	---
Lauren Jackson	8/5/06	Charlotte	20	11	---
Lauren Jackson	8/22/06	at Los Angeles* 19	10	---	---
Lauren Jackson	5/19/07	Houston	23	10	---
Janell Burse	5/23/07	Phoenix	13	19	---
Lauren Jackson	5/25/07	at San Antonio	16	11	---
Janell Burse	5/25/07	at San Antonio	19	11	---
Lauren Jackson	6/2/07	San Antonio	20	14	---
Sue Bird	6/12/07	at Chicago	13	---	11
Lauren Jackson	6/22/07	at Minnesota	16	10	---
Lauren Jackson	6/24/07	at Los Angeles	35	10	---
Lauren Jackson	6/26/07	Chicago	33	12	---
Lauren Jackson	7/1/07	New York	12	11	---
Sue Bird	7/3/07	Los Angeles	10	---	11
Lauren Jackson	7/6/07	at Houston	28	13	---
Lauren Jackson	7/7/07	at San Antonio	15	13	---
Lauren Jackson	7/10/07	at Los Angeles	18	13	---
Lauren Jackson	7/17/07	at Phoenix	33	11	---
Lauren Jackson	7/20/07	at Connecticut	19	14	---
Lauren Jackson	7/22/07	at New York	23	17	---
Lauren Jackson	7/24/07	at Washington	47	14	---
Lauren Jackson	7/27/07	Indiana	27	10	---
Janell Burse	8/3/07	at Sacramento	10	11	---
Lauren Jackson	8/4/07	Phoenix	23	12	---
Lauren Jackson	8/17/07	Los Angeles	32	15	---
Lauren Jackson	8/26/07	Phoenix*	22	14	---
Lauren Jackson	6/11/08	Phoenix	20	14	---
Sue Bird	7/5/08	Minnesota	12	---	11
Camille Little	7/20/08	Washington	10	12	---
Swin Cash	7/22/08	at Minnesota	17	11	---
Lauren Jackson	6/12/09	at Minnesota	22	11	---
Swin Cash	7/7/09	San Antonio	18	12	---
Camille Little	7/22/09	Los Angeles	17	14	---
Swin Cash	7/28/09	at San Antonio	10	11	---
Swin Cash	8/1/09	San Antonio	12	10	---
Lauren Jackson	8/1/09	San Antonio	23	13	---
Swin Cash	8/4/09	Phoenix	12	11	---
Lauren Jackson	8/4/09	Phoenix	18	11	---
Lauren Jackson	8/13/09	at Connecticut	12	10	---
Camille Little	8/27/09	Connecticut	13	10	---
Swin Cash	8/29/09	Atlanta	15	10	---
Camille Little	9/1/09	at New York	17	13	---
Swin Cash	9/20/09	Los Angeles*	21	10	---
Lauren Jackson	5/16/10	Los Angeles	23	10	---
Lauren Jackson	5/27/10	at Chicago	15	11	---
Lauren Jackson	6/1/10	Atlanta	32	10	---
Sue Bird	6/6/10	Phoenix	12	---	11
Lauren Jackson	6/18/10	at New York	20	12	---
Sue Bird	6/18/10	at New York	22	---	10
Lauren Jackson	6/20/10	San Antonio	19	14	---
Tanisha Wright	6/27/10	at Tulsa	10	---	10
Lauren Jackson	6/29/10	San Antonio	31	15	---
Tanisha Wright	6/29/10	San Antonio	11	---	12
Sue Bird	8/1/10	at Minnesota	16	---	10
Lauren Jackson	8/7/10	Tulsa	12	10	---
Camille Little	8/17/10	Minnesota	12	14	---
Lauren Jackson	9/2/10	Phoenix*	23	17	---
Camille Little	9/12/10	Atlanta*	18	11	---
Sue Bird	6/4/11	Phoenix	13	---	10
Ashley Robinson	7/19/11	at Chicago	14	10	---
Swin Cash	9/3/11	at San Antonio	14	12	---
Swin Cash	9/15/11	Phoenix*	10	11	---
Camille Little	9/15/11	Phoenix*	17	11	---

Total: 143 (Regular Season: 130; Playoffs: 13)

*Playoffs

STORM ALL-TIME RECORDS

YEAR-BY-YEAR STATISTICS

YEAR	G	FGM	FGA	PCT	3FGM	3FGA	PCT	FTM	FTA	PCT	REB	AST	STL	TO	BS	PTS	AVG
2000	32	667	1741	.383	109	364	.299	376	561	.676	793	390	255	525	93	1822	56.9
2001	32	689	1821	.378	128	412	.311	415	606	.685	891	412	273	431	127	1921	60.0
2002	32	794	1948	.408	182	506	.360	418	543	.770	995	514	282	477	151	2188	68.4
2003	34	890	2045	.435	166	500	.332	442	567	.780	1074	548	232	465	138	2388	70.2
2004	34	873	2025	.431	167	439	.380	524	676	.775	1059	552	302	499	131	2437	71.7
2005	34	906	2066	.439	142	429	.331	544	688	.791	1099	520	201	516	158	2498	73.5
2006	34	960	2122	.452	160	475	.337	562	712	.789	1147	514	232	570	127	2642	77.7
2007	34	964	2210	.436	224	639	.351	582	715	.814	1164	533	620	533	151	2734	80.4
2008	34	899	2112	.426	143	453	.316	552	728	.758	1162	530	684	526	140	2493	73.3
2009	34	909	2116	.430	171	486	.352	555	707	.785	1104	536	710	555	150	2544	74.8
2010	34	992	2228	.445	246	667	.369	551	695	.793	1234	636	281	524	128	2781	81.8
2011	34	892	2036	.438	213	599	.356	439	549	.800	1076	545	253	547	117	2436	71.6

STORM ALL-TIME CAREER STATISTICAL LEADERS

POINTS

1. Lauren Jackson 5,915
2. Sue Bird 4,103
3. Tanisha Wright 1,702
4. Swin Cash 1,663
5. Betty Lennox 1,623

BLOCKED SHOTS

1. Lauren Jackson 579
2. Janell Burse 160
3. Ashley Robinson 120

GAMES PLAYED

1. Lauren Jackson 308
2. Sue Bird 324
3. Tanisha Wright 235

MINUTES PLAYED

1. Sue Bird 10,748
2. Lauren Jackson 9,964
3. Tanisha Wright 5,415

PERSONAL FOULS

1. Lauren Jackson 962
2. Tanisha Wright 589
3. Janell Burse 471

REBOUNDS

1. Lauren Jackson 2,397
2. Sue Bird 882
3. Swin Cash 818
4. Janell Burse 734
5. Camille Little 652

ASSISTS

1. Sue Bird 1,780
2. Tanisha Wright 627
3. Lauren Jackson 433


STEALS

1. Sue Bird 471
2. Lauren Jackson 356
3. Tanisha Wright 222

WNBA ALL-TIME SCORING LEADERS



Tina Thompson 6,751



Lisa Leslie 6,263



Katie Smith 6,015



Lauren Jackson 5,915



Diana Taurasi 5,423



Tamika Catchings 5,176



Tangela Smith 5,011



DeLisha Milton-Jones 4,863



Sheryl Swoopes 4,875



Becky Hammon 5,090

STORM HISTORY



STORM ALL-TIME RECORDS

STORM DOUBLE-DOUBLE LEADERS

Lauren Jackson	80 (incl. 6 playoff games)
Sue Bird	20 (incl. 1 playoff game)
Janell Burse	11
Swin Cash	13 (incl. 2 playoff games)
Camille Little	7 (incl. 2 playoff games)
Kamila Vodichkova	5
Betty Lennox	3
Sheri Sam	3 (incl. 2 playoff games)
Tanisha Wright	2

AWARD WINNERS/ALL-STARS/LEAGUE LEADERS

WNBA MOST VALUABLE PLAYER

- 2003 Lauren Jackson
- 2007 Lauren Jackson
- 2010 Lauren Jackson



2003
Lauren Jackson



2007
Lauren Jackson



2010
Lauren Jackson

WNBA FINALS MOST VALUABLE PLAYER


- 2004 Betty Lennox
- 2010 Lauren Jackson



2010
Lauren Jackson

ALL-WNBA TEAM

- 2002 Sue Bird (First Team)
- 2003 Sue Bird (First Team)
Lauren Jackson (First Team)
- 2004 Sue Bird (First Team)
Lauren Jackson (First Team)
- 2005 Sue Bird (First Team)
Lauren Jackson (First Team)
- 2006 Lauren Jackson (First Team)
- 2007 Lauren Jackson (First Team)
- 2008 Sue Bird (Second Team)
Lauren Jackson (Second Team)
- 2009 Lauren Jackson (First Team)
- 2010 Sue Bird (Second Team)
Lauren Jackson (First Team)
- 2011 Sue Bird (Second Team)



2002
Sue Bird

STORM ALL-STAR GAME PARTICIPANTS

- 2001 Lauren Jackson
- 2002 Sue Bird, Lauren Jackson
- 2003 Sue Bird, Lauren Jackson
- 2004 (No All-Star Game held due to Olympics)
- 2005 Sue Bird, Lauren Jackson

Coaches: Anne Donovan, Jenny Boucek, Jessie Kenlaw

- 2006 Sue Bird, Lauren Jackson
- 2007 Sue Bird, Lauren Jackson
- 2008 (No All-Star Game held due to Olympics)
- 2009 Sue Bird, Swin Cash, Lauren Jackson
- 2010 Sue Bird, Swin Cash, Lauren Jackson
- 2011 Sue Bird, Swin Cash* *MVP

Coaches: Brian Agler, Nancy Darsch, Jenny Boucek



2007
Sue Bird, Lauren Jackson

STORM LEAGUE LEADERS

PLAYER	YEAR	CATEGORY	AVG/PCT
Sue Bird	2002	Free Throw Pct.	.911
Lauren Jackson	2003	Scoring	21.2
Lauren Jackson	2004	Scoring	20.5
Sue Bird	2005	Assists	5.9
Lauren Jackson	2007	Scoring	23.8
Lauren Jackson	2007	Rebounding	9.7
Sue Bird	2009	Assists	5.7

YEAR-BY-YEAR STATISTICAL LEADERS

SCORING (MIN. 200 POINTS)

YEAR	PLAYER	G	PTS	AVG
2000	Edna Campbell	16	222	13.9
2001	Lauren Jackson	29	442	15.2
2002	Lauren Jackson	28	482	17.2
2003	Lauren Jackson	33	698	21.2
2004	Lauren Jackson	31	634	20.5
2005	Lauren Jackson	34	597	17.6
2006	Lauren Jackson	30	585	19.5
2007	Lauren Jackson	31	739	23.8
2008	Sue Bird	33	465	14.1
2009	Lauren Jackson	26	499	19.2
2010	Lauren Jackson	32	656	20.5
2011	Sue Bird	34	500	14.7

REBOUNDING (MIN. 100 REBOUNDS)

YEAR	PLAYER	G	REB	AVG
2000	Simone Edwards	29	107	3.7
2001	Lauren Jackson	29	193	6.7
2002	Lauren Jackson	28	190	6.8
2003	Lauren Jackson	33	307	9.3
2004	Lauren Jackson	31	207	6.7
2005	Lauren Jackson	34	313	9.2
2006	Lauren Jackson	30	227	7.6
2007	Lauren Jackson	31	300	9.7
2008	Yolanda Griffith	30	189	6.3
2009	Camille Little	34	222	6.5
2010	Lauren Jackson	32	264	8.3
2011	Swin Cash	34	234	6.9

ASSISTS (MIN. 75 ASSISTS)

YEAR	PLAYER	G	AST	AVG
2000	Sonja Henning	32	79	2.5
2001	Sonja Henning	32	93	2.9
2002	Sue Bird	32	191	6.0
2003	Sue Bird	34	221	6.5
2004	Sue Bird	34	184	5.4
2005	Sue Bird	30	176	5.9
2006	Sue Bird	34	162	4.8
2007	Sue Bird	29	143	4.9
2008	Sue Bird	33	169	5.1
2009	Sue Bird	31	179	5.7
2010	Sue Bird	33	190	5.8
2011	Sue Bird	34	165	4.9

FIELD GOAL PERCENTAGE (MIN. 75 FG MADE)

YEAR	PLAYER	FG	FGA	PCT
2000	Simone Edwards	83	182	.456
2001	Simone Edwards	91	190	.479
2002	Simone Edwards	84	158	.532
2003	Lauren Jackson	254	526	.483
2004	Lauren Jackson	220	460	.478
2005	Janell Burse	127	243	.523
2006	Lauren Jackson	192	359	.535
2007	Lauren Jackson	258	497	.519
2008	Camille Little	75	141	.532
2009	Camille Little	124	263	.471
2010	Camille Little	128	256	.500
2010	Le'Coë Willingham	70	130	.539
2011	Tanisha Wright	118	240	.492

FREE THROW PERCENTAGE (MIN. 30 FT MADE)

YEAR	PLAYER	FT	FTA	PCT
2000	Kamila Vodichkova	60	78	.769
2001	Kamila Vodichkova	38	44	.864
2002	Sue Bird	102	112	.911
2003	Sue Bird	61	69	.884
2004	Sue Bird	73	85	.859
2005	Betty Lennox	76	87	.874
2006	Lauren Jackson	170	189	.899
2007	Betty Lennox	110	121	.909
2008	Lauren Jackson	99	106	.934
2009	Tanisha Wright	96	106	.906
2010	Lauren Jackson	162	178	.910
2011	Tanisha Wright	78	87	.897

STEALS (MIN. 30 STEALS)

YEAR	PLAYER	G	STL	AVG
2000	Sonja Henning	32	61	1.91
2001	Lauren Jackson	29	54	1.86
2002	Sue Bird	32	55	1.72
2003	Sue Bird	34	48	1.41
2004	Sheri Sam	34	53	1.56
2005	Betty Lennox	28	35	1.25
2006	Sue Bird	34	61	1.79
2007	Sue Bird	29	43	1.48
2008	Griffith/Swoopes	30/29	43	1.43/1.48
2009	Tanisha Wright	33	50	1.5
2010	Camille Little	34	55	1.6
2011	Sue Bird	34	48	1.4

BLOCKED SHOTS (MIN. 30 BLOCKS)

YEAR	PLAYER	G	BS	AVG
2000	Adia Barnes	31	33	1.06
2001	Lauren Jackson	29	64	2.21
2002	Lauren Jackson	28	81	2.89
2003	Lauren Jackson	33	64	1.94
2004	Lauren Jackson	31	62	2.00
2005	Lauren Jackson	34	67	1.97
2006	Lauren Jackson	30	51	1.70
2007	Lauren Jackson	31	63	2.03
2008	Lauren Jackson	21	33	1.57
2009	Lauren Jackson	26	45	1.73
2010	Lauren Jackson	32	38	1.19
2011	Ashley Robinson	34	33	1.03

MINUTES PLAYED (MIN. 900 MINUTES)

YEAR	PLAYER	G	MIN	AVG
2000	Sonja Henning	32	980	30.6
2001	Lauren Jackson	29	1001	34.5
2002	Sue Bird	32	1121	35.0
2003	Lauren Jackson	33	1109	33.6
2004	Lauren Jackson	31	1070	34.5
2005	Lauren Jackson	34	1176	34.6
2006	Sue Bird	34	1065	31.3
2007	Lauren Jackson	31	1020	32.9
2008	Sue Bird	33	1111	33.7
2009	Sue Bird	31	1101	35.5
2010	Lauren Jackson	32	993	31.0
2011	Swin Cash	34	1128	33.2

STORM HISTORY

STORM ALL-TIME ATTENDANCE

YEAR	GAMES	ATTENDANCE	AVERAGE	TOTAL GAMES	TOTAL ATTENDANCE	TOTAL AVERAGE
2000	16	142,594	8,912	16	142,594	8,912
2001	16	95,257	5,954	32	237,851	7,433
2002	16	111,774	6,986	48	349,625	7,284
2003	17	120,857	7,109	65	470,482	7,238
2004	17	135,320	7,960	82	605,802	7,388
2005	17	150,760	8,868	99	756,562	7,642
2006	17	145,142	8,538	116	901,704	7,773
2007	17	135,396	7,964	133	1,037,100	7,798
2008	17	140,503	8,265	150	1,177,603	7,851
2009	17	133,858	7,874	167	1,311,461	7,853
2010	17	141,472	8,322	184	1,452,933	7,896
2011	17	147,196	8,649	201	1,600,129	7,961

STORM FRANCHISE FIRSTS

First Game:	at Sacramento, 5/31/00 (L, 60-76)
First Field Goal:	Katrina Hibbert (at 16:04 off own rebound), at Sacramento, 5/31/00
First Three-Pointer:	Edna Campbell (at 11:22 in first half to give Seattle a 15-8 lead), at Sacramento, 5/31/00
First Made Free Throw:	Edna Campbell (at 1:15 in first half to cut Sacramento's lead to four), at Sacramento, 5/31/00
First Blocked Shot:	Quacy Barnes (blocked Lady Hardmon's attempt), at Sacramento, 5/31/00
First Rebound:	Quacy Barnes (off Tangelia Smith miss), at Sacramento, 5/31/00
First Assist	Katrina Hibbert (to Kamila Vodichkova), at Sacramento, 5/31/00
First Lead:	6-4 on Edna Campbell's layup at 14:40 in the first half, at Sacramento, 5/31/00
First Win:	67-62, at Charlotte, 6/9/00
First Home Win:	69-59, vs. Los Angeles, 6/13/00
First Road Win:	67-62, at Charlotte, 6/9/00
First Overtime Game:	69-59 (W), vs. Los Angeles, 6/13/00
First 20-Point Performance:	Edna Campbell (22 points), at Sacramento, 5/31/00
First 30-Point Performance:	Sue Bird (33 points), vs. Portland, 8/9/02
First 40-Point Performance:	Lauren Jackson (47 points), at Washington, 7/24/07
First 10-Rebound Performance:	Simone Edwards (14 rebounds), vs. Orlando, 6/12/01
First 10-Assist Performance:	Sue Bird (12 assists), at Cleveland, 7/5/02
First Double-Double:	Lauren Jackson (24 points and 12 rebounds), vs. Washington, 7/3/01

STORM DRAFT HISTORY

2000 WNBA EXPANSION DRAFT

ROUND	PICK	PLAYER	FROM
1	2	Edna Campbell	Phoenix Mercury
2	7	Sonja Henning	Houston Comets
3	10	Angela Aycock	Minnesota Lynx
4	15	Nina Bjedov	Los Angeles Sparks
5	18	Toni Foster	Phoenix Mercury
6	23	Charmin Smith	Minnesota Lynx

2000 WNBA DRAFT

ROUND	PICK	PLAYER	FROM
1	9	Kamila Vodichkova	Czech Republic
2	25	Charisse Sampson	Kansas
3	41	Kirra Jordan	Rice
4	57	Katrina Hibbert	Louisiana State

2001 WNBA DRAFT

ROUND	PICK	PLAYER	FROM
1	1	Lauren Jackson	Australia
2	17	Semeka Randall	Tennessee
4	49	Juana Brown	North Carolina

2002 WNBA DRAFT

ROUND	PICK	PLAYER	FROM
1	1	Sue Bird	Connecticut
2	19	Lucienne Berthieu	Old Dominion
2	28	Felicia Ragland	Oregon State
3	35	Takeisha Lewis	Louisiana Tech

2003 WNBA DISPERSAL DRAFT

ROUND	PICK	PLAYER	FROM
1	9	Alisa Burras	Portland Fire

2003 WNBA DRAFT

ROUND	PICK	PLAYER	FROM
1	8	Jung Sun-Min	Korea
2	22	Suzy Batkovic	Australia
3	37	Chrissy Floyd	Clemson

2004 WNBA DISPERSAL DRAFT

ROUND	PICK	PLAYER	FROM
1	6	Betty Lennox	Cleveland Rockers

2004 WNBA DRAFT

ROUND	PICK	PLAYER	FROM
2	19	Trina Frierson	Louisiana Tech

2005 WNBA DRAFT

ROUND	PICK	PLAYER	FROM
1	12	Tanisha Wright	Penn State
2	25	Ashley Battle	Connecticut
3	38	Steffanie Blackmon	Baylor

2006 WNBA DRAFT

ROUND	PICK	PLAYER	FROM
1	11	Barbara Turner	Connecticut
2	25	Dallia Eshé	Florida
3	39	Erin Grant	Texas Tech

2007 WNBA DISPERSAL DRAFT

ROUND	PICK	PLAYER	FROM
1	7	Tye'sha Fluker	Charlotte Sting

2007 WNBA DRAFT

ROUND	PICK	PLAYER	FROM
1	7	Katie Geardis	Purdue
3	33	Brandie Hoskins	Ohio State

2008 WNBA DRAFT

ROUND	PICK	PLAYER	FROM
2	22	Allie Quigley	DePaul
3	36	Kimberly Beck	George Washington

2009 WNBA DRAFT

ROUND	PICK	PLAYER	FROM
1	12	Ashley Walker	California
3	38	Mara Freshour	Florida State

2009 WNBA DISPERSAL DRAFT

ROUND	PICK	PLAYER	FROM
2	22	Chelsea Newton	Sacramento Monarchs

2010 WNBA DRAFT

ROUND	PICK	PLAYER	FROM
1	10	Alison Lacey	Iowa State
2	22	Tanisha Smith	Texas A&M
3	34	Tijana Krivacevic	Hungary

2011 WNBA DRAFT

ROUND	PICK	PLAYER	FROM
1	12	Jasmine Thomas	Duke
2	24	Ify Ibekwe	Arizona
3	36	Krystal Thomas	Duke

ALL-TIME TRANSACTIONS

2000

May 15, 2000	Waived Laura Baker, Toni Foster and Tomika Patterson.
May 24, 2000	Acquired Roshonda Reed off waivers from Washington; acquired Darla Simpson off waivers from Detroit.
May 26, 2000	Placed Nina Bjedov on the suspended list.
May 27, 2000	Traded 2001 third round draft pick to Houston for Andrea Garner.
May 28, 2000	Waived Kirra Jordan, Roshonda Reed, Darla Simpson and Dana Wynne; placed Tajama Abraham and Angela Aycock on the injured reserve list.
June 5, 2000	Placed Robin Threatt on the injured reserve list; activated Angela Aycock.
June 8, 2000	Waived Tajama Abraham and Angela Aycock; acquired free agent Stacey Lovelace.
June 10, 2000	Placed Jamie Redd on the injured reserve list.
June 11, 2000	Traded the rights of Nina Bjedov (suspended list) to the Cleveland Rockers for Michelle Edwards.
June 28, 2000	Activated Jamie Redd and Robin Threatt; placed Simone Edwards and Charisse Sampson on the injured list.
July 3, 2000	Activated Charisse Sampson and Simone Edwards; placed Edna Campbell and Kamila Vodichkova on the injured list.
July 8, 2000	Activated Kamila Vodichkova; placed Michelle Edwards on the injured list.
July 19, 2000	Activated Edna Campbell and Michelle Edwards; placed Stacey Lovelace and Robin Threatt on the injured list.
Aug. 2, 2000	Activated Katrina Hibbert and placed Edna Campbell on the injured list.

2001

April 20, 2001	Selected Australian center Lauren Jackson with the first overall pick in the 2001 WNBA Draft, Tennessee guard Semeka Randall with the second round pick (17th overall) and North Carolina guard Juana Brown with the fourth round pick (49th overall).
April 24, 2001	Acquired Katy Steding and a second round draft pick from the Sacramento Monarchs in exchange for Edna Campbell and a fourth-round pick in the 2002 WNBA Draft.
April 30, 2001	The WNBA allotted the Storm free agents Janice Felder, Amber Hall, Linda Miles and Alessandra Santos de Oliveira for training camp.
April 26, 2001	Waived Charisse Sampson.
May 4, 2001	Waived Janice Felder.
May 11, 2001	Waived Amber Hall and Linda Miles and Robin Threatt-Elliott
May 25, 2001	Waived Juana Brown and Andrea Garner.
May 27, 2001	Placed Katrina Hibbert on the injured list and Alessandra Santos de Oliveira on the suspended list.
June 6, 2001	Waived Katrina Hibbert
June 8, 2001	Acquired Michelle Marciniak off waivers and added her to the active roster. Placed Michelle Edwards and Alessandra Santos de Oliveira on the injured list.
June 19, 2001	Activated Alessandra Santos de Oliveira. Placed Quacy Barnes on the injured list.
June 28, 2001	Activated Quacy Barnes. Placed Alessandra Santos de Oliveira on the injured list.
July 7, 2001	Activated Michelle Edwards. Placed Katy Steding on the injured list.
July 13, 2001	Activated Katy Steding and Alessandra Santos de Oliveira. Placed Michelle Edwards and Stacey Lovelace on the injured list.
Aug. 3, 2001	Activated Stacey Lovelace and placed Quacy Barnes on the injured list.
Aug. 10, 2001	Activated Quacy Barnes and placed Kamila Vodichkova on the injured list.

2002

April 2, 2002	Announced the retirement of Katy Steding.
April 16, 2002	Announced the hiring of assistant coach Carrie Graf.
April 17, 2002	Announced the retirement of Michelle Edwards.
April 17, 2002	Waived Stacey Lovelace.

April 19, 2002	Selected guard Sue Bird with the first overall pick in the 2002 WNBA Draft. Selected forward/center Lucienne Berthieu (19th pick overall) in the second round, guard Felicia Ragland (28th pick overall) in the second round and Takeisha Lewis (35th pick overall) in the third round of the 2002 WNBA Draft.
April 25, 2002	The WNBA allocated free agents Adia Barnes, Katie Cronin, Crystal Givens, Danielle McCulley, Carla Morrow, Beth Record and Angelina Wolvert to the Storm's training camp roster.
May 5, 2002	Waived Katie Cronin and Carla Morrow.
May 9, 2002	Waived Angelina Wolvert. Signed free agent Elizabeth Pickney.
May 13, 2002	Waived Beth Record and Elizabeth Pickney.
May 14, 2002	Claimed Kate Paye off waivers; waived Charmin Smith.
May 21, 2002	Waived Quacy Barnes.
May 24, 2002	Placed Jamie Redd on the injured list; placed Kamila Vodichkova on the suspended list.
May 28, 2002	Waived Lucienne Berthieu; placed Michelle Marciniak on the injured list.
May 28, 2002	Activated Kamila Vodichkova from the suspended list.
June 6, 2002	Placed Takeisha Lewis on the injured list; activated Jamie Redd.
June 12, 2002	The WNBA suspended Michelle Marciniak for one game for an altercation with Latasha Byears of Los Angeles Sparks on July 11.
June 13, 2002	Placed Danielle McCulley on the injured list; activated Takeisha Lewis.
June 17, 2002	Acquired Amanda Lassiter from the Houston Comets in exchange for Sonja Henning; placed Adia Barnes on the injured list and activated Michelle Marciniak.
June 27, 2002	Placed Takeisha Lewis on the injured list; activated Adia Barnes.
July 11, 2002	Placed Jamie Redd on the injured list; activated Takeisha Lewis.
July 22, 2002	Acquired Kate Starbird from the Utah Starz in exchange for Semeka Randall.
Sept. 3, 2002	General Manager & Head Coach Lin Dunn resigned after three seasons leading the team. Sonics & Storm Executive Vice President Billy McKinney was named general manager.
Dec. 18, 2002	Announced the hiring of Anne Donovan as the Storm's new head coach.

2003

Feb. 21, 2003	Announced the hiring of Jenny Boucek and Jessie Kenlaw as assistant coaches.
April 14, 2003	Announced the retirement of Michelle Marciniak.
April 24, 2003	Selected forward Alisa Burras from Portland with the ninth pick in the WNBA Dispersal Draft.
April 25, 2003	Selected forward Jung Sun-Min with the eighth overall pick in the first round of the 2003 WNBA Draft. Selected center Suzy Batkovic in the second round (22nd pick overall) and guard Chrissy Floyd in the third round (37th pick overall).
May 8, 2003	Waived Takeisha Lewis.
May 9, 2003	Waived Felicia Ragland and Jamie Redd.
May 19, 2003	Waived Kate Paye.
May 20, 2003	Waived Chrissy Floyd, Kate Starbird and Stacey Thomas.
May 21, 2003	Acquired Rita Williams from the Houston Comets in exchange for a third-round pick in the 2004 WNBA Draft; placed Danielle McCulley on the injured list and Suzy Batkovic on the draft reserve list.
July 4, 2003	Activated Danielle McCulley and placed Alisa Burras on the injured list.
July 8, 2003	Placed Adia Barnes on the injured list.
July 14, 2003	Signed Mactabene Amachree to a seven-day contract.
July 20, 2003	Signed Mactabene Amachree to a second seven-day contract.
July 22, 2003	Activated Alisa Burras and placed Danielle McCulley on the injured list.
July 28, 2003	Signed Tonya Massaline to a seven-day contract.
Aug. 4, 2003	Signed Tonya Massaline for the remainder of the season.
Aug. 14, 2003	Activated Danielle McCulley and placed Kamila Vodichkova on the injured list.

2004

Jan. 6, 2004	Acquire Betty Lennox in 2004 WNBA Dispersal Draft of the Cleveland Rockers.
Feb. 10, 2004	Signed free agent Alicia "Chelle" Thompson.
Feb. 18, 2004	Signed Tully Bevilacqua.
Feb. 25, 2004	Signed Danielle McCulley as a free agent.
March 4, 2004	Signed Sue Bird to a three-year contract.
March 31, 2004	Signed Maren Walseth as a free agent.
April 15, 2004	The Storm traded its first round selection (6th overall) in the 2004 WNBA Draft and forward Amanda Lassiter to the Minnesota Lynx in exchange for forward Sheri Sam and center Janell Burse.
April 17, 2004	Selected Trina Frierson in the second round (19th overall pick) of the 2004 WNBA Draft.
April 27, 2004	Signed Andrea Lalum and Stacy Clinesmith as free agents.
April 28, 2004	Signed Lindsey Wilson and Michelle Greco as free agents.
April 29, 2004	Trina Frierson underwent arthroscopic surgery (left knee).
May 1, 2004	Waived Andrea Lalum and Lindsey Wilson from training camp.
May 3, 2004	Waived Danielle McCulley and Stacy Clinesmith from training camp.
May 5, 2004	Signed Andrea Gardner-Combs as a free agent.
May 10, 2004	Waived Rita Williams and Tonya Massaline from training camp.
May 11, 2004	Signed Shaquala Williams as a free agent.
May 17, 2004	Waived Shaquala Williams, Andrea Gardner-Combs and Maren Walseth from training camp.
June 30, 2004	Betty Lennox underwent nose realignment surgery.
July 22, 2004	Placed Janell Burse on the injured list (right hip bursitis) and activated TrinaFrierson.
Sept. 1, 2004	Activated Janell Burse and placed Lauren Jackson on the injured list (right mid-foot sprain).
Sept. 8, 2004	Activated Lauren Jackson and placed Trina Frierson on the injured list (chronic left knee effusion).

2005

Feb. 23, 2005	Re-signed Lauren Jackson and Alicia Thompson.
March 2, 2005	Re-signed Betty Lennox.
March 3, 2005	Signed Jessica Bibby and Adrienne Johnson as free agents and re-signed Janell Burse.
March 15, 2005	Signed Suzy Batkovic.
April 6, 2005	Signed Eva Montesdeoca Lopez, Iziane Castro Marques, Natalia Vodopyanova and Shaquala Williams as free agents.
April 16, 2005	Drafted Tanisha Wright in the first round (12th overall pick), Ashley Battle in the second round (25th overall pick) and Steffanie Blackmon in the third round (38th overall pick) of the 2005 WNBA Draft.
April 19, 2005	Re-signed Michelle Greco.
April 20, 2005	Signed Amy Taylor, Mandissa Stevenson and Dionne Brown as free agents.
April 25, 2005	Re-signed Simone Edwards.
April 28, 2005	Waived Steffanie Blackmon.
April 29, 2005	Re-signed Adia Barnes.
May 3, 2005	Waived Amy Taylor.
May 9, 2005	Waived Eva Montesdeoca Lopez and Michelle Greco.
May 12, 2005	Waived Trina Frierson and Dionne Brown.
May 17, 2005	Signed Francesca Zara as a free agent.
May 18, 2005	Waived Adia Barnes.
May 20, 2005	Placed Natalia Vodopyanova on the Injured List and Suzy Batkovic on the Suspended List; waived Shaquala Williams.
June 1, 2005	Activated Natalia Vodopyanova and placed Ashley Battle on the injured list.
June 6, 2005	Activated Suzy Batkovic and placed Mandisa Stevenson on the injured list.
June 17, 2005	Waived Ashley Battle.
June 28, 2005	League suspended Iziane Castro Marques for one game.
July 6, 2005	Waived Mandisa Stevenson.

2006

Feb. 6, 2006	Named Heidi VanDerveer assistant coach.
Feb. 17, 2006	Re-signed Betty Lennox.
Feb. 22, 2006	Signed free agent Wendy Palmer.
Feb. 23, 2006	Signed free agents Tiffani Johnson and Toccarra Williams.
Feb. 27, 2006	Re-signed assistant coach Jessie Kenlaw.
March 15, 2006	Signed free agent Shaunzinski Gortman.
March 28, 2006	Signed free agents Leah Metcalf and Lindsey Yamasaki. April 5, 2006 Selected Barbara Turner in the first round (11th pick overall), Dalila Eshe in the second round (25th pick overall) and Erin Grant in the third round (39th pick overall) of the 2006 WNBA Draft.
April 11, 2006	Signed free agent Jordan Adams.
April 13, 2006	Signed free agent Lindsay Taylor.
April 17, 2006	Re-signed Lauren Jackson.
April 26, 2006	Waived Jordan Adams and Leah Metcalf.
May 2, 2006	Waived Erin Grant.
May 3, 2006	Waived Lindsey Yamasaki.
May 4, 2006	Waived Dalila Eshe and Toccarra Williams.
May 17, 2006	Waived Lindsay Taylor.
May 19, 2006	Announced the retirement of center Simone Edwards.
May 20, 2006	Signed free agent Kaayla Chones.
May 23, 2006	Signed free agent Edwige Lawson-Wade.
May 26, 2006	Waived Kaayla Chones.
May 27, 2006	Signed free agent Cisti Greenwalt.
June 29, 2006	Acquired Ashley Robinson from the Chicago Sky in exchange for Cisti Greenwalt and a 2007 second-round draft pick.
July 25, 2006	Signed free agent Cisti Greenwalt to a seven-day contract.
July 31, 2006	Signed free agent Willnett Crockett to a seven-day contract.
Aug. 1, 2006	Waived Willnett Crockett.
2007	
Nov. 16, 2007	Re-signed Assistant Coach Heidi VanDerveer.
Jan. 8, 2007	Selected Tye'sha Fluker with the seventh pick in the 2007 WNBA Dispersal Draft.
Feb. 21, 2007	Named Shelley Patterson assistant coach.
Feb. 23, 2007	Re-signed Shaunzinski Gortman.
March 8, 2007	Re-signed Janell Burse.
March 13, 2007	Signed free agents Andrea Bills, Yolanda Paige, Brooke Queenan, Aya Traore and Shereka Wright.
March 15, 2007	Signed free agent Chameka Scott.
March 29, 2007	Re-signed Iziane Castro Marques.
April 4, 2007	Selected Katie Gearlds in the first round (seventh overall pick) and Brandie Hoskins in the third round (33rd overall pick) of the 2007 WNBA Draft.
April 11, 2007	Signed free agent Debbie Merrill.
April 17, 2007	Signed free agents Alexis Kendrick, Victoria Lucas-Perry and Sarah McKay.
April 19, 2007	Signed free agents Kerri Gardin and Cameo Hicks.
April 20, 2007	Signed free agent Francesca Zara.
April 23, 2007	Waived Shaunzinski Gortman and Debbie Merrill.
April 24, 2007	Waived Andrea Bills, Cameo Hicks, Alexis Kendrick, Victoria Lucas-Perry, Chameka Scott and Shereka Wright.
April 25, 2007	Signed free agent Shyra Ely; Waived Kerri Gardin.
April 26, 2007	Waived Sarah McKay and Aya Traore.
April 28, 2007	Waived Yolanda Paige.
May 1, 2007	Waived Brooke Queenan.
May 12, 2007	Re-signed Sue Bird.
May 13, 2007	Placed Francesca Zara on the Suspended List.
May 16, 2007	Waived Barbara Turner.
July 1, 2007	Waived Tye'sha Fluker.
July 5, 2007	Signed free agent Shona Thorburn to a seven-day contract.
July 16, 2007	Signed free agent Doneeka Lewis to a seven-day contract.

July 23, 2007 Re-signed Doneeka Lewis to a second seven-day contract.
 July 30, 2007 Re-signed Doneeka Lewis for the remainder of the season.
 Aug. 7, 2007 Signed free agent Astou Ndiaye-Diatta to a seven-day contract.
 Aug. 14, 2007 Signed free agent Astou Ndiaye-Diatta for the remainder of the season.

2008

Feb. 19, 2008 Traded #4 pick in 2008 WNBA Draft to the Detroit Shock for Swin Cash
 March 3, 2008 Signed forward Sheryl Swoopes
 March 6, 2008 Re-signed forward Shyra Ely to training camp contract
 March 14, 2008 Re-signed guard Sue Bird
 April 2, 2008 Re-signed guard Doneeka Lewis and signed Dee Davis, Leah Rush and Kristen O'Neill to training camp contracts
 April 8, 2008 Signed forward/center Yolanda Griffith
 April 9, 2008 Selected guard Allie Quigley (#22) and guard Kimberly Beck (#36) in the 2008 WNBA Draft
 April 10, 2008 Signed guard Brandie Hoskins and signed Kelly Santos to a training camp contract
 April 14, 2008 Re-signed forward Janell Burse
 April 21, 2008 Re-signed forward Ashley Robinson
 April 26, 2008 Released guard Brandie Hoskins
 May 2, 2008 Released guard Dee Davis and forward Leah Rush
 May 8, 2008 Released forward Natalie Doma and guard Allie Quigley
 May 13, 2008 Released guard Daphanie Kennedy
 May 14, 2008 Released guard Roneeka Hodges
 May 14, 2008 Signed center Florina Pascalau
 May 15, 2008 Released guard Kristen O'Neill
 May 16, 2008 Released guard Doneeka Lewis
 June 1, 2008 Placed center Kelly Santos on suspended list
 June 22, 2008 Released center Florina Pascalau
 June 22, 2008 Traded second round pick in 2009 WNBA Draft to Atlanta Dream in exchange for forward Camille Little
 June 28, 2008 Released guard Kimberly Beck
 July 1, 2008 Signed guard Kristen O'Neill to a seven-day contract
 July 8, 2008 Signed guard Kristen O'Neill to a second seven-day contract
 July 15, 2008 Signed guard Kristen O'Neill to a third seven-day contract
 July 23, 2008 Signed guard Kristen O'Neill to a fourth seven-day contract
 August 28, 2008 Signed guard Kristen O'Neill to a fifth seven-day contract
 Sept. 5, 2008 Signed guard Kristen O'Neill to a sixth seven-day contract
 Sept. 11, 2008 Signed guard Kimberly Beck for the remainder of the regular season
 Sept. 12, 2008 Signed guard Kristen O'Neill for remainder of the regular season

2009

January 7, 2009 Re-signed guard Tanisha Wright and added Kimberly Beck and Kristen O'Neill to training camp roster
 Feb. 9, 2009 Re-signed center Janell Burse
 Feb. 10, 2009 Re-signed center Ashley Robinson
 Feb. 20, 2009 Re-signed center Suzy Batkovic
 Feb. 23, 2009 Signed guard Shannon Johnson
 March 19, 2009 Added Kasha Terry and Melanie Thomas to training camp roster
 April 9, 2009 Selected forward Ashley Walker and guard Mara Freshour in WNBA Draft
 April 23, 2009 Kristen O'Neill announced forgoing 2009 training camp due to knee injury
 May 3, 2009 Re-signed All-Star forward Lauren Jackson
 May 6, 2009 Melanie Thomas announced forgoing 2009 training camp opportunity due to knee injury
 May 7, 2009 Added guard/forward La'Tangela Atkinson, guard A'Quonesia Franklin and guard/ forward Aja Parham to 2009 training camp roster
 May 22, 2009 Waived guard Kimberly Beck and guard Mara Freshour
 May 31, 2009 Waived guard/forward La'Tangela Atkinson and center/forward Kasha Terry

June 4, 2009 Waived guard A'Quonesia Franklin and guard/forward Aja Parham
 Sept. 9, 2009 Signed guard/forward La'Tangela Atkinson
 Sept. 10, 2009 Re-signed guard Jana Veselá to a training camp extension
 Sept. 10, 2009 Signed guard A'Quonesia Franklin
 Sept. 14, 2009 Signed Head Coach Brian Agler to New Contract
 Dec. 14, 2009 Selected guard Chelsea Newton in Dispersal Draft
 Dec. 17, 2009 Re-signed Assistant Coach Nancy Darsch

2010

Jan. 21, 2010 Hired Jenny Boucek as director of player development and scouting
 Feb. 9, 2010 Signed forward Le'coe Willingham, formerly of the Phoenix Mercury
 March 3, 2010 Signed forward Jana Veselá to a training camp contract
 March 11, 2010 Re-signed forward Lauren Jackson to a multi-year contract
 March 17, 2010 Signed forward Devaneí Hampton to a training camp contract
 April 1, 2010 Signed forwards Abby Bishop, Laura Kurz and Aja Parham to training camp contracts
 April 8, 2010 Selected guard Alison Lacey (first round, No. 10 overall), guard Tanisha Smith (second round, No. 22 overall) and center Tijana Krivacevic (third round, No. 34 overall) in the 2010 WNBA Draft
 April 8, 2010 Announced forward Katie Gearlds will forego the 2010 WNBA season
 April 8, 2010 Signed guard Lindsey Wilson to a training camp contract
 April 14, 2010 Signed guard Loree Moore to a training camp contract
 April 22, 2010 Signed forward Svetlana Abrosimova and released center Janell Burse
 April 27, 2010 Chelsea Newton announces her retirement from the WNBA
 April 30, 2010 Waived Tanisha Smith
 May 6, 2010 Waived Heather Bowman
 May 10, 2010 Waived Lindsay Wilson and Devaneí Hampton
 May 11, 2010 Waived Laura Kurz
 May 14, 2010 Waived Loree Moore, Ashley Walker and Aja Parham

2011

Jan. 13, 2011 Jenny Boucek re-signed as assistant coach
 Feb. 2, 2011 Camille Little re-signed to a multi-year contract
 Feb. 9, 2011 Belinda Snell and Erin Phillips signed
 March 1, 2011 Forward Swin Cash re-signed to a multi-year deal
 March 15 Ashley Robinson signed to multi-year deal
 April 8, 2011 Forward Bridgette Mitchell added to training camp roster
 April 11, 2011 Selected Jasmine Thomas (first round, No. 12 overall), Ify Ibekwe (second round, No. 24 overall) and Krystal Thomas (third round, No. 36 overall) in the 2011 WNBA Draft
 April 21, 2011 Forward Breanna Salley, guard Courtney Ward and guard Lauren Prochaska added to training camp roster
 April 29, 2011 Katie Smith joins team in trade that includes Jacinta Monroe (from Washington) and Indiana's second round pick in 2012
 May 22, 2011 Waived Bridgette Mitchell and Lauren Prochaska
 May 23, 2011 Added guard Sharnae Zoll to training camp roster...waived Courtney Ward
 May 29, 2011 Waived forward Jacinta Monroe
 June 2, 2011 Waived guard Sharnae Zoll and set Opening Night roster at 11 players
 June 27, 2011 Waived forward Ify Ibekwe
 June 30, 2011 Ewelina Kobryn signed as a free agent
 July 21, 2011 Waived center Krystal Thomas...July 23-re-signed to a 7-day contract
 July 31, 2011 Allie Quigley signed to a 7-day contract
 Aug. 7, 2011 Re-signed Allie Quigley to a 7-day contract
 Aug. 14, 2011 Re-signed Allie Quigley to a 7-day contract
 Aug. 21, 2011 Re-signed Allie Quigley to a 7-day contract
 Aug. 28, 2011 Re-signed Allie Quigley to a 7-day contract
 Sept. 4, 2011 Re-signed Allie Quigley to a 7-day contract
 Sept. 11, 2011 Allie Quigley signed a contract for the rest of the season



BACK ROW (from left): Equipment Manager Andy Costabel, Assistant Equipment Manager Ryan Bragdon, General Manager and Head Coach Lin Dunn, Assistant Coach Missy Bequette, Assistant Coach Gary Kloppenburg, Stacey Lovelace, Quacy Barnes, Simone Edwards, Kamila Vodichkova, Andrea Garner, Assistant Coach Kathy Anderson, Strength and Conditioning Coach Daniel Shapiro, Senior Director of Storm Operations Karen Bryant, President John Dresel
FRONT ROW (from left): Michelle Edwards, Charisse Sampson, Katrina Hibbert, Charmin Smith, Jamie Redd, Robin Threatt, Sonja Henning, Athletic Trainer Tamara Poole

2000 REGULAR SEASON STATISTICS (6-26)

PLAYER	FIELD GOALS																				3-POINT FG		FREE THROWS		REBOUNDS		PF	DQ	STL	TO	BLK	PTS	AVG
	G	CS	MIN	FG	FPA	PCT	FG	FPA	PCT	FT	FTA	PCT	OFF	DEF	TOT	AST	PF	DQ	STL	TO	BLK	PTS	AVG										
Campbell	16	16	510	84	215	.391	13	49	.265	41	58	.707	8	26	34	37	35	0	19	40	4	222	13.9										
Vodichkova	23	19	489	68	171	.398	4	20	.200	60	78	.769	28	69	97	22	63	0	13	57	12	200	8.7										
Threatt	20	7	377	60	158	.380	12	37	.324	23	35	.657	10	22	32	18	36	1	13	30	3	155	7.8										
S. Edwards	29	7	645	83	182	.456	0	0	---	50	80	.625	38	69	107	22	57	0	16	45	10	216	7.4										
Barnes	31	23	705	89	213	.418	1	9	.111	30	56	.536	27	57	84	33	103	2	19	62	33	209	6.7										
M. Edwards (TOT)	23	13	472	55	153	.359	6	35	.171	23	35	.657	7	29	36	41	32	0	14	42	5	139	6.0										
M. Edwards (SEA)	20	13	455	51	143	.357	6	32	.188	23	35	.657	7	27	34	40	29	0	14	38	5	131	6.6										
Redd	26	8	387	49	125	.392	18	52	.346	24	34	.706	18	27	45	16	53	0	19	35	1	140	5.4										
Henning	32	32	980	53	151	.351	25	66	.379	37	61	.607	22	64	86	79	73	1	61	54	3	168	5.3										
Lovelace (TOT)	23	1	324	36	103	.350	2	9	.222	25	31	.806	19	38	57	16	42	0	13	35	2	99	4.3										
Lovelace (SEA)	23	1	324	36	103	.350	2	9	.222	25	31	.806	19	38	57	16	42	0	13	35	2	99	4.3										
Sampson	21	6	280	22	47	.468	9	23	.391	25	28	.893	14	27	41	11	37	0	18	14	6	78	3.7										
Garner (TOT)	32	19	560	37	115	.322	1	2	.500	24	38	.632	42	55	97	25	44	0	27	43	10	99	3.1										
Garner (SEA)	32	19	560	37	115	.322	1	2	.500	24	38	.632	42	55	97	25	44	0	27	43	10	99	3.1										
Hibbert	20	6	240	19	59	.322	8	31	.254	7	9	.778	8	22	30	18	22	0	7	17	1	53	2.7										
Smith	32	3	516	16	56	.286	10	32	.313	10	18	.556	14	33	47	53	52	0	16	32	3	52	1.6										
Aycock	1	0	7	0	3	.000	0	2	.000	0	0	---	1	1	2	0	2	0	0	0	0	0	0.0										
STORM	32	6	475	66	7,174	.383	109	364	.299	376	561	.676	537	793	390	648	4	255	525	93	1822	56.9											
OPPONENTS	32	6	475	778	1721	.452	117	334	.350	498	654	.761	288	721	1009	506	618	9	284	529	123	2171	67.8										

2000 STORM SEASON NOTES

City of Seattle was awarded a WNBA franchise on June 7, 1999.
 Ginger Ackerley headed the first Storm ownership group. First head coach and general manager was Lin Dunn.
 The first player chosen in expansion draft was Edna Campbell from the Phoenix Mercury.
 The Storm played its inaugural regular-season game vs. the Sacramento Monarchs on May 31, 2000.
 The Storm finished eighth in the Western Conference, 22 games behind Los Angeles.

STORM HISTORY

2002 SEATTLE STORM



BACK ROW (from left): Athletic Trainer Sheri Hedlund, Strength and Conditioning Coach Daniel Shapiro, Director of Basketball Operations Missy Bequette, Adia Barnes, Kate Starbird, Danielle McCulley, Simone Edwards, Kamila Vodichkova, Takeisha Lewis, Assistant Coach Gary Kloppenburg, General Manager and Head Coach Lin Dunn, Coordinator of Individual Player Development Chris Bown, Assistant Coach Carrie Graf

FRONT ROW (from left): Amanda Lassiter, Lauren Jackson, Jamie Redd, Sue Bird, Michelle Marciniak, Felicia Ragland, Kate Paye

2002 REGULAR SEASON STATISTICS (17-15)

PLAYER	G	GS	MIN	FIELD GOALS			3-POINT			FG			FREE THROWS					REBOUNDS					TO	BLK	PTS	AVG
				FG	FBA	PCT	FG	FBA	PCT	FT	FTA	PCT	OFF	DEF	TOT	AST	PF	DQ	STL							
Jackson	28	28	882	186	462	.403	42	120	.350	68	90	.756	66	124	190	41	95	1	30	47	81	482	17.2			
Bird	32	32	1121	151	375	.403	57	142	.401	102	112	.911	17	66	83	191	48	0	55	109	3	461	14.4			
Vodichkova	32	30	817	114	245	.465	13	38	.342	54	67	.806	61	115	176	47	96	1	36	55	18	295	9.2			
Edwards	32	5	694	84	158	.532	1	1	.000	54	73	.740	46	95	141	19	66	0	21	44	12	223	7.0			
Redd	10	0	112	17	34	.500	9	18	.500	9	12	.750	8	5	13	7	17	0	2	7	0	52	5.2			
Ragland	31	3	432	48	125	.384	22	55	.400	23	28	.821	27	21	48	23	44	0	27	29	1	141	4.5			
Lassiter (TOT)	30	22	600	47	140	.336	20	71	.282	13	19	.684	24	45	69	57	62	1	29	51	21	127	4.2			
Lassiter (SEA)	24	22	554	47	130	.362	20	66	.303	12	17	.706	23	40	63	55	58	1	27	49	19	126	5.3			
Barnes	26	17	493	37	111	.333	1	4	.250	15	29	.517	45	57	102	28	64	1	32	25	9	90	3.5			
Starbird (TOT)	24	0	274	30	69	.435	7	19	.368	12	16	.750	3	23	26	19	35	0	15	13	8	79	3.3			
Starbird (SEA)	9	0	186	20	44	.455	5	11	.455	8	9	.889	3	16	19	12	19	0	6	11	4	53	5.9			
Marciniak	23	1	280	24	68	.353	2	8	.250	22	29	.759	8	20	28	38	33	0	11	25	2	72	3.1			
Lewis	14	0	57	4	10	.400	0	1	.000	10	18	.556	7	17	24	3	12	0	2	7	0	18	1.3			
Paye	19	0	114	7	19	.368	6	16	.375	1	2	.500	2	5	7	5	18	1	3	8	0	21	1.1			
McCulley	4	1	43	0	12	.000	0	3	.000	2	21	.000	3	4	7	1	5	0	1	2	0	2	0.5			
STORM	32	6450	794	1948	408	.408	182	506	.360	418	543	.770	362	633	995	514	623	5	282	477	151	2188	68.4			
OPPONENTS	32	6450	783	1818	431	.402	342	298	.435	587	741	.307	662	969	488	563	5	254	531	125	2103	65.7				

2002 STORM SEASON NOTES

The Storm finished fourth in the Western Conference with a 17-15 record.

Seattle set franchise records with 17 wins, a five-game winning streak and four straight sellouts.

The Storm qualified for the WNBA Playoffs for the first time in franchise history, earning the fourth seed.

Seattle fell to Los Angeles 2-0 in the first round of the 2002 WNBA Playoffs.

No. 1 draft pick Sue Bird was named All-WNBA First Team, voted as a starter at the 2002 WNBA All-Star Game and selected as the runner-up for Rookie of the Year.

Lauren Jackson was named to the WNBA All-Star Game for the second straight season.

Bird scored a franchise-record 33 points vs. Portland on Aug. 9, 2002.

Bird was second in the WNBA in assists per game (6.0 apg) and first in free throw percentage (91.1 percent).

Jackson registered a franchise-record eight blocks vs. Utah on Aug. 11, 2002.

Jackson finished fourth in the WNBA in scoring (17.2 ppg) and third in blocks (2.89 bpg).

The team's original general manager and head coach Lin Dunn resigned on Sept. 3, 2002.

2002 GAME-BY-GAME RESULTS (17-15)

G	DATE	OPPONENT	RESULT	RECORD	HIGH SCORER	HIGH REBOUNDER	HIGH ASSISTS	OPP. HIGH SCORER	ATT.
1	5/30	New York	L, 61-78	0-1	Bird 18	Ragland 8	Bird 6	Robinson 17	7,842
2	6/2	at Portland	W, 57-47	1-1	Bird 14	Vodichkova 10	Bird 5	Crawley 16	8,627
3	6/4	Minnesota	W, 78-68 (OT)	2-1	Bird 27	Vodichkova 12	Bird 7	Abrusimova 16	4,318
4	6/6	Charlotte	W, 65-59	3-1	Bird 17	Henning 8	Bird 7	Sutton-Brown 11	3,927
5	6/9	Utah	L, 68-71	3-2	Randall 21	3 players 5	Bird/Randall 3	Dydek 22	5,139
6	6/11	Portland	L, 63-70	3-3	Bird 19	Vodichkova 9	Bird 3	Figgs 16	3,715
7	6/14	at Phoenix	W, 90-82	4-3	Jackson 23	Vodichkova 9	Bird 8	Gillom 25	8,237
8	6/15	at Utah	L, 54-61	4-4	Bird 19	Jackson 13	Bird 4	Ferdinand 16	5,852
9	6/18	Los Angeles	L, 68-80	4-5	Jackson 23	Jackson 10	Bird 5	Mabika 23	6,410
10	6/20	at Sacramento	L, 64-72	4-6	Jackson 15	Jackson/Vodichkova 11	Vodichkova 4	Smith 20	7,259
11	6/21	Indiana	W, 63-51	5-6	Vodichkova 20	Jackson/Vodichkova 6	Jackson 5 S	cott-Richard 12	5,232
12	6/23	Sacramento	W, 86-60	6-6	Vodichkova 15	Vodichkova 8	Bird 7	Smith 14	6,138
13	6/26	at Phoenix	L, 62-53	6-7	Jackson 13	Edwards 6	Bird 7	Harrison 22	7,836
14	6/27	Orlando	W, 73-71	7-7	Marciniak 18	Vodichkova 5	Bird 7	Sales 15	4,718
15	7/2	at New York	L, 74-63	7-8	Jackson 17	Vodichkova 9	Bird 6	Phillips 19	14,401
16	7/5	at Cleveland	W, 73-65	8-8	Jackson 19	Randall 10	Bird 12	Taylor 16	11,114
17	7/7	at Miami	L, 61-65 (OT)	8-9	Jackson 13	Jackson 11	Bird 11	Lennox 19	7,973
18	7/9	at Houston	L, 59-67	8-10	Jackson 16	Vodichkova 8	Bird 5	Swoopes 24	10,051
19	7/11	Los Angeles	W, 79-60	9-10	Jackson 21	Barnes 8	Bird 5	Leslie 21	6,357
20	7/12	Cleveland	L, 58-62	9-11	Jackson 22	Jackson 7	Bird 7	Wauters 16	8,072
21	7/19	Phoenix	W, 89-48	10-11	Jackson 22	3 players 9	Marciniak 5	Williams 10	6,759
22	7/20	Houston	L, 54-56	10-12	Bird 21	Vodichkova 8	3 players 3	Thompson 18	9,686
23	7/23	at Houston	L, 54-66	10-13	Bird 20	Barnes 6	Bird 7	Swoopes 19	10,205
24	7/25	at Orlando	W, 79-76	11-13	Jackson 27	Edwards 9	Bird 11	Johnson 17	6,449
25	7/27	at Washington	W, 80-71	12-13	Jackson 25	Jackson 10	Bird 5	Holdsclaw 32	18,311
26	7/28	at Detroit	W, 72-59	13-13	Bird 18	Starbird 7	Bird 5	Cash 15	6,308
27	7/31	Minnesota	W, 75-63	14-13	Bird 22	Jackson 7	Bird 4	Smith 13	9,686
28	8/1	at Los Angeles	W, 81-76	15-13	Jackson 19	Vodichkova 10	Bird 10	Leslie 30	11,915
29	8/4	at Minnesota	L, 60-73	15-14	Jackson 19	Vodichkova 6	Bird 5	Smith/Schweitzer 17	6,777
30	8/9	Portland	W, 83-74	16-14	Bird 33	Jackson 13	Lassiter 7	Stiles 18	12,327
31	8/11	Utah	W, 74-57	17-14	Jackson 27	Jackson 7	Bird 8	Azzi/Ferdinand 10	11,448
32	8/13	at Sacramento	L, 59-51	17-15	Edwards 18	Jackson 9	4 players 2	Griffith 19	10,691

STORM HISTORY

2003 SEATTLE STORM



BACK ROW (from left): Assistant Coach Jenny Boucek, Assistant Coach Jessie Kenlaw, Adia Barnes, Danielle McCulley, Simone Edwards, Kamila Vodichkova, Alisa Burras, Lauren Jackson, Head Coach Anne Donovan

FRONT ROW (from left): Rita Williams, Tully Bevilaqua, Jung Sun-Min, Amanda Lassiter, Sue Bird, Sandy Brondello, Athletic Trainer Sheri Hedlund

2003 REGULAR SEASON STATISTICS (18-16)

PLAYER	FIELD GOALS			3-POINT FG			FREE THROWS			REBOUNDS			OTHER			PTS	AVG						
	G	GS	MIN	FG	FGA	PCT	FG	FGA	PCT	FT	FTA	PCT	OFF	DEF	TOT			AST	PF	DQ	STL	TO	BLK
Jackson	33	33	1109	254	526	.483	39	123	.317	151	183	.825	82	225	307	62	106	1	38	69	64	698	21.2
Bird	34	34	1136	155	368	.421	49	140	.350	61	69	.884	22	91	113	221	47	0	48	110	1	420	12.4
Vodichkova	28	27	709	101	213	.474	0	5	.000	82	101	.812	55	88	143	31	101	4	20	53	21	284	10.1
Brondello	34	34	975	117	282	.415	21	48	.438	25	31	.806	19	37	56	69	58	0	31	37	2	280	8.2
Barnes	16	16	396	32	84	.381	12	31	.387	12	21	.571	26	39	65	23	36	1	11	18	7	88	5.5
Lassiter	32	18	733	60	156	.385	24	73	.329	19	30	.633	33	79	112	42	92	2	27	42	26	163	5.1
Edwards	34	6	577	61	134	.455	0	0	---	35	56	.625	54	79	133	16	55	0	10	31	9	157	4.6
Burras	27	2	270	35	75	.467	0	0	---	19	27	.704	27	34	61	5	58	0	5	25	5	89	3.3
Williams	32	0	381	28	75	.373	11	43	.256	11	15	.733	3	19	22	41	34	0	14	27	0	78	2.4
Massaline (TOT)	24	0	222	20	63	.317	6	20	.300	7	7	1.000	12	9	21	8	12	0	5	10	0	53	2.2
Massaline (SEA)	11	0	121	13	33	.394	2	8	.250	5	5	1.000	7	4	11	5	8	0	4	5	0	33	3.0
Bevilaqua	31	0	252	17	51	.333	8	21	.381	16	21	.762	9	17	26	32	30	0	14	20	1	58	1.9
Jung	17	0	118	13	32	.406	0	7	.000	4	4	1.000	1	9	10	1	13	0	5	5	0	30	1.8
McCulley	7	0	26	1	6	.167	0	1	.000	0	0	---	0	1	1	0	3	0	0	4	0	2	0.3
STORM	34	6850	890	2045	435	166	50	0	.332	442	567	.780	342	732	1074	548	644	8	232	465	138	2388	70.2
OPPONENTS	34	6850	844	2039	414	145	437	.332	441	591	746	352	689	1041	456	570	9	245	459	104	2274	66.9	

2003 STORM SEASON NOTES

The Storm finished fifth in the Western Conference with a 18-16 record.

Seattle set a franchise record with 18 wins.

Sue Bird was named All-WNBA First Team and was voted a starter at the 2003 WNBA All-Star Game.

Lauren Jackson was named 2003 WNBA MVP, All-WNBA First Team and was voted to the 2003 Western Conference All-Star Team for the third straight season.

On June 7, Jackson became the youngest player in WNBA history to reach 1,000 career points at 22 years, 27 days old.

Jackson recorded the fifth 20-20 game in WNBA history vs. Charlotte on July 31, 2003 finishing with 23 points and

a team-record and career-high 20 rebounds.

Jackson set a career-high and Storm record with 34 points on a WNBA-record 17 field goals on Aug. 6, 2003 vs. Los Angeles.

Jackson finished first in the WNBA in scoring (21.2 ppg), third in blocks (1.94 bpg) and fourth in rebounds per game (9.3 rpg).

Through the 2003 season, Jackson was the Storm's all-time leading scorer (1,622 points) and rebounder (690 rebounds).

2003 GAME-BY-GAME RESULTS (18-16)

G	DATE	OPPONENT	RESULT	RECORD	HIGH SCORER	HIGH REBOUNDER	HIGH ASSISTS	OPP. HIGH SCORER	ATT.
1	5/22	at Houston	L, 64-75	0-1	Bird 19	Barnes/Jackson 5	Bird 10	Swoopes 2	7,968
2	5/24	at San Antonio	L, 56-65	0-2	Jackson 15	Jackson 7	Bird 5	Ferdinand 20	15,593
3	5/30	Los Angeles	L, 74-77 (OT)	0-3	Bird 22	Jackson/Vodichkova 8	Bird 7	Leslie 20	9,686
4	6/3	Sacramento	W, 70-56	1-3	Jackson 22	Jackson 13	Bird 5	Smith 14	4,528
5	6/7	Phoenix	W, 66-57	2-3	Jackson 27	Jackson 14	Bird 10	DeForge 16	6,549
6	6/10	Indiana	W, 78-51	3-3	Jackson 20	Edwards 7	Bird 8	Catchings/White 13	5,638
7	6/14	Minnesota	L, 72-77	3-4	Jackson 18	Vodichkova 7	Bird 4	Smith 32	6,486
8	6/17	at Phoenix	W, 61-60	4-4	Jackson 23	Jackson 10	Bird 5	DeForge 22	8,950
9	6/19	at Los Angeles	W, 69-67	5-4	Brondello 21	Jackson 9	Bird 12	Leslie 21	8,861
10	6/21	at Sacramento	L, 64-69	5-5	Jackson 19	Jackson 9	Bird 6	Griffith 22	9,269
11	6/22	San Antonio	W, 93-53	6-5	Jackson 24	Jackson 9	Bird 6	Goodson 15	6,395
12	6/27	at Cleveland	W, 71-59	7-5	Jackson 16	Bird 7	Bird 12	Melvin 15	6,065
13	6/28	at Indiana	L, 70-79	7-6	Brondello 19	Edwards 11	Bird 11	Catchings 20	7,890
14	6/30	at Charlotte	W, 83-71	8-6	Jackson 22	Burras 6	Bird 5	Feaster 18	5,003
15	7/3	Washington	W, 76-72	9-6	Jackson 25	Vodichkova 9	Bird 10	Holdsclaw 21	7,042
16	7/5	at Los Angeles	L, 75-84	9-7	Bird 27	Barnes 9	Brondello 7	Leslie 23	9,820
17	7/15	Houston	W, 69-55	10-7	Jackson/Vodichkova 18	Bird 8	Bird 10	Swoopes 17	6,718
18	7/17	at Connecticut	W, 67-65	11-7	Jackson 20	Edwards 9	Bird 7	McWilliams-Franklin 9	9,341
19	7/18	at Detroit	L, 61-74	11-8	Jackson 23	Jackson 7	Jackson 4	Powell 16	6,923
20	7/20	at Minnesota	L, 58-69	11-9	Jackson 30	Vodichkova 6	Williams 5	Smith 19	6,992
21	7/23	New York	W, 75-65	12-9	Jackson 27	Vodichkova 10	Bird 8	Johnson 17	8,003
22	7/25	Phoenix	W, 82-53	13-9	Jackson 26	Jackson 10	Bird 6	Jackson 13	6,753
23	7/26	at Sacramento	L, 63-76	13-10	Jackson 23	Jackson 10	Bird/Brondello 5	Walker 21	7,411
24	7/31	Charlotte	W, 69-54	14-10	Jackson 23	Jackson 20	Bird 8	Staley 16	6,289
25	8/2	at Minnesota	L, 71-73	14-11	Bird 17	Jackson 12	Bird 4	Burse 20	6,555
26	8/6	Los Angeles	W, 92-56	15-11	Jackson 34	Jackson 13	Bird 10	Mabika/Teasley 15	8,305
27	8/8	Minnesota	W, 68-65	16-11	Jackson 16	Jackson 11	Bird 5	Smith 20	8,494
28	8/12	San Antonio	L, 77-87	16-12	Jackson 32	Jackson 18	Bird 8	Azzi/Ferdinand 18	7,300
29	8/15	at Phoenix	L, 50-64	16-13	Bird/Jackson 14	Jackson/Lassiter 8	Brondello 4	Jackson 20	9,423
30	8/17	Detroit	L, 86-95	16-14	Jackson 23	Jackson 13	Bird 5	Nolan 18	7,590
31	8/19	at Houston	L, 47-52	16-15	Jackson 16	Jackson 15	Bird 5	Swoopes 17	8,306
32	8/20	at San Antonio	L, 70-78 (OT)	16-16	Jackson 22	Jackson 14	Bird 5	Goodson 26	9,045
33	8/23	Houston	W, 71-64	17-16	Jackson 22	Jackson 8	Bird 5	Thompson 18	7,786
34	8/25	Sacramento	W, 70-57	18-16	Jackson 18	Jackson 9	Bird 8	Smith 13	7,295

STORM HISTORY

2004 SEATTLE STORM



BACK ROW (from left): Janell Burse, Assistant Coach Jenny Boucek, Kamila Vodichkova, Simone Edwards, Head Coach Anne Donovan, Lauren Jackson, Sheri Sam, Assistant Coach Jessie Kenlaw

FRONT ROW (from left): Adia Barnes, Betty Lennox, Tully Bevilaqua, Michelle Greco, Sue Bird, Trina Frierson, Alicia Thompson

2004 REGULAR SEASON STATISTICS (20-14)

PLAYER	G	GS	MIN	FIELD GOALS		3-POINT		FG	FTA	PCT	FREE THROWS			REBOUNDS				STL	TO	BLK	PTS	AVG	
				FGA	PCT	FGA	PCT				FT	FTA	PCT	OFF	D	EF	TOT						AST
Jackson	31	31	1070	220	460	.478	52	115	.452	142	175	.811	64	143	207	51	93	0	31	67	62	634	20.5
Bird	34	34	1136	151	326	.463	64	146	.438	73	85	.859	22	84	106	184	48	0	51	87	5	439	12.9
Lennox	32	32	920	139	330	.421	22	83	.265	58	68	.853	28	131	159	79	89	0	34	77	3	358	11.2
Sam	34	32	1018	117	284	.412	11	42	.262	65	76	.855	42	97	139	82	108	1	53	63	6	310	9.1
Vodichkova	34	34	873	94	241	.390	1	2	.500	84	108	.778	65	103	168	55	110	5	32	73	12	273	8.0
Burse	29	0	514	51	119	.429	0	0	---	39	67	.582	51	45	96	19	84	2	23	41	36	141	4.9
Bevilaqua	34	0	358	24	60	.400	11	26	.423	20	29	.690	6	20	26	29	48	0	38	26	2	79	2.3
Thompson	23	2	182	24	54	.444	3	16	.188	1	2	.500	8	16	24	9	9	0	6	7	0	52	2.3
Greco	13	0	73	10	18	.566	0	2	.000	9	13	.692	3	7	10	8	6	0	3	8	0	29	2.2
Edwards	23	3	257	20	55	.364	0	0	---	8	19	.421	25	31	56	5	25	0	8	13	3	48	2.1
Barnes	34	2	402	21	69	.304	3	6	.500	22	31	.710	33	30	63	31	38	0	23	24	2	67	2.0
Frierson	5	0	22	2	9	.222	0	1	.000	3	3	1.00	0	3	5	0	7	0	0	1	0	7	1.4
STORM	34	6825	873	2025	431	167	439	.380	524	676	.775	350	709	1059	552	665	8	302	499	131	24	37	71.7
OPPONENTS	34	6825	851	1989	428	139	391	.355	423	592	.715	303	679	982	507	678	4	252	527	137	22	64	66.6

2004 STORM SEASON NOTES

The Storm finished second in the Western Conference with a 20-14 record, setting the then franchise mark for regular-season wins.

Seattle won its first WNBA Championship, the city's first professional sports title in 25 years.

Betty Lennox, who was selected by the Storm in the 2004 WNBA Dispersal Draft, was named the WNBA Finals MVP after

leading all players in the championship series by scoring an average of 22.3 points per game.

Lauren Jackson averaged 20.5 points per game to lead the WNBA in scoring for the second consecutive year.

Sue Bird and Jackson were named to the All-WNBA First Team. It was Bird's third year in a row and Jackson's second straight year receiving the honor.

Head Coach Anne Donovan became the first female coach to win the WNBA Championship. During the season, she also served as an assistant coach on the

2004 gold-medal winning U.S. Women's Senior National Team at the Olympic Summer Games in Athens, Greece. Bird was also a member of the Olympic-champion U.S. squad.

Jackson won the silver medal, leading the Australian National Team to the Olympic final against the U.S.

2004 GAME-BY-GAME RESULTS (20-14)

G	DATE	OPPONENT	RESULT	RECORD	HIGH SCORER	HIGH REBOUNDER	HIGH ASSISTS OPP.	HIGH SCORER	ATT.
1	5/20	Minnesota	W, 88-85	1-0	Jackson 31	Lennox 10	3 players 4	Edwards/Smith 17	6,624
2	5/22	Los Angeles	W, 93-67	2-0	Lennox 20	Jackson 7	Bird 5	Leslie 20	9,686
3	5/28	at Phoenix	L, 76-84	2-1	Bird 22	Jackson 11	Bird/Lennox 2	DeForge 24	5,368
4	6/1	at Los Angeles	L, 70-73	2-2	Jackson 17	Sam 9	Bird 5	Mabika 19	8,652
5	6/3	Phoenix	W, 72-45	3-2	Lennox 17	Lennox 7	Bird/Vodichkova 4	DeForge 12	7,668
6	6/5	at Sacramento	W, 65-63	4-2	Sam 17	Jackson 8	Sam 8	Griffith 20	7,094
7	6/11	Connecticut	W, 68-63	5-2	Jackson 22	Sam 12	Bird 6	Douglas/Derevanik 13	7,012
8	6/15	at New York	W, 86-62	6-2	Jackson 16	Jackson 12	Bird/Lennox 5	Wauters 15	9,769
9	6/18	at Houston	W, 69-63	7-2	Jackson 18	Jackson 6	Bird 6	Swoopes 33	7,409
10	6/19	at San Antonio	W, 74-61	8-2	Jackson 27	Lennox 9	Bird 9	Thomas 16	8,558
11	6/22	Houston	L, 57-63	8-3	Jackson 16	Vodichkova 12	Bird 6	Swoopes 18	8,265
12	6/26	New York	L, 62-67	8-4	Vodichkova 15	Jackson 8	Bevilaqua 5	Hammon 15	4,527
13	7/1	San Antonio	W, 76-52	9-4	Jackson/Bird 20	Sam 10	Bird 7	Goodson 10	6,371
14	7/3	Sacramento	W, 75-61	10-4	Jackson 32	Jackson 12	Maiga 17	Maiga 17	7,467
15	7/7	at Washington	L, 69-72	10-5	Jackson 22	Jackson 7	Bird 6	Holdslaw 23	11,502
16	7/8	at Charlotte	L, 67-70	10-6	Jackson 24	Jackson 8	Bird 9	Feaster/Lewis 19	5,493
17	7/10	at Detroit	L, 65-70	10-7	Bird 21	Vodichkova 9	Bird 6	Nolan 21	10,741
18	7/12	San Antonio	W, 75-59	11-7	Jackson 25	Bird 8	Bird 9	Dydek 15	6,800
19	7/15	at Sacramento	W, 66-63	12-7	Jackson 18	Vodichkova 7	Lennox 6	Bolton 14	11,275
20	7/17	Washington	W, 85-83 (OT)	13-7	Jackson 33	Lennox 7	Bird/Lennox 5	Beard 18	7,867
21	7/22	Indiana	W, 59-54	14-7	Jackson 25	Vodichkova 10	Bird 4	Catchings/Miller 15	8,579
22	7/24	Houston	W, 67-63	15-7	Jackson 26	Jackson 9	Bird 4	Swoopes 23	8,107
23	7/27	at Houston	L, 55-80	15-8	Jackson 14	Vodichkova 6	3 players 3	Thompson 22	6,663
24	7/30	at Minnesota	W, 70-55	16-8	Lennox 23	Edwards 9	Bird 5	Hayden 12	8,788
25	8/1	Charlotte	W, 87-55	17-8	Jackson 25	Jackson/Edwards 8	Bird 5	Powell 14	8,338
26	9/1	Sacramento	L, 65-73	17-9	Lennox 19	Vodichkova 7	Barnes 4	Griffith 18	8,408
27	9/3	at Los Angeles	L, 81-82	17-10	Bird 25	Vodichkova 8	Bird/Thompson 5	Leslie 26	9,721
28	9/4	at Phoenix	L, 55-63	17-11	Vodichkova/Bird 12	Vodichkova 8	Bird 3	Taurasi/Taylor 18	8,887
29	9/8	Detroit	W, 86-67	18-11	Bird 23	Jackson 7	Bird 8	Ford 16	6,862
30	9/10	at Minnesota	L, 61-64	18-12	Bird 15	Bird 7	Bird/Lennox 5	Edwards 18	11,402
31	9/12	at Connecticut	L, 64-71	18-13	Jackson 24	Jackson/Bird 5	Bird 7	Douglass 21	9,341
32	9/13	at Indiana	W, 76-70	19-13	Jackson 20	Jackson 9	Bird 7	Catchings 16	9,656
33	9/15	Phoenix	W, 73-58	20-13	Jackson 25	Lennox 8	Bird 8	Taurasi 20	7,855
34	9/18	Los Angeles	L, 80-83	20-14	Jackson 22	Jackson 8	Bird/Lennox 6	Teasley 8	14,884

STORM HISTORY

2005 SEATTLE STORM



BACK ROW (from left): Equipment Manager Skyler Young, Head Coach Anne Donovan, Suzy Batkovic, Janell Burse, Lauren Jackson, Assistant Coach Jessie Kenlaw, Strength and Conditioning Coach Chaitin Hill, Video Coordinator Ayana Clinton
MIDDLE ROW (from left): Assistant Coach Jenny Brucek, Alicia Thompson, Natalia Vodopyanova, Simone Edwards, Iziane Castro Marques, Director of Basketball Operations Missy Bequette
FRONT ROW (from left): Assistant Athletic Trainer Kate Fitzmaurice, Tanisha Wright, Sue Bird, Betty Lennox, Francesca Zara, Athletic Trainer Annmarie Henkel

2005 REGULAR SEASON STATISTICS (20-14)

PLAYER	G	GS	MIN	FIELD GOALS			3-POINT		FG			FREE THROWS			REBOUNDS			TO	BLK	PTS	AVG			
				FG	FGA	PCT	FG	FGA	PCT	FT	FTA	PCT	OFF	DEF	TOT	AST	PF					DQ	STL	
Jackson	34	34	1176	206	450	.458	34	118	.288	151	181	.834	96	217	313	57	100	2	36	59	67	597	17.6	
Lennox	28	26	800	123	314	.392	24	78	.308	76	87	.874	21	103	124	57	82	0	35	75	5	346	12.4	
Bird	30	30	1020	130	294	.442	45	103	.437	59	69	.855	21	51	72	176	46	0	29	87	6	364	12.1	
Burse	34	34	859	127	243	.523	0	0	---	86	123	.699	81	118	199	23	139	6	19	78	40	340	10.0	
Castro Marques	33	32	879	93	242	.384	24	72	.333	59	73	.808	23	74	97	49	73	0	18	59	4	269	8.2	
Batkovic	29	0	461	76	174	.437	2	7	.286	45	58	.776	26	68	94	26	85	1	17	32	24	199	6.9	
Wright	34	8	528	49	106	.462	0	1	.000	24	36	.667	20	37	57	53	60	1	18	40	3	122	3.6	
Thompson	30	1	329	32	81	.395	7	22	.318	12	16	.750	10	35	45	14	17	0	4	18	4	83	2.8	
Zara	34	4	413	34	85	.400	5	22	.227	17	21	.810	11	28	39	51	29	0	16	41	1	90	2.6	
Edwards	28	0	201	24	41	.585	0	0	---	7	12	.583	9	22	31	3	13	0	4	4	2	55	2.0	
Stevenson	4	1	53	3	12	.250	0	1	.000	0	0	---	2	4	6	1	3	0	2	4	0	6	1.5	
Vodopyanova	17	0	98	8	22	.364	1	5	.200	8	12	.667	3	17	20	10	9	0	3	8	2	25	1.5	
Battle	2	0	8	1	2	.500	0	0	---	0	0	---	0	2	2	0	1	0	0	1	0	2	1.0	
STORM	34	6825	906	2066	439	.442	429	331	.544	688	791	.874	323	776	1099	520	657	10	201	516	158	24	98	73.5
OPPONENTS	34	6825	892	2163	412	.413	419	.317	490	646	.759	334	686	1020	568	691	5	267	438	154	24	07	70.8	

2005 STORM SEASON NOTES

The Storm finished second in the Western Conference with a 20-14 record, matching the then franchise mark for regular-season wins.

Seattle made its third postseason appearance, falling 2-1 to Houston in the First Round.

The Storm set a club record by posting a 14-3 mark at KeyArena. The Storm finished the season with a nine-game home winning streak, the longest in team history.

Sue Bird and Lauren Jackson were both named to the All-WNBA First Team. Bird received the honor for the fourth consecutive year and Jackson for her third straight year.

Both Bird and Jackson were named as starters for the Western Conference in the 2005 WNBA All-Star Game.

Anne Donovan became the first female coach in WNBA history to win 100 games when the Storm beat the Minnesota Lynx at KeyArena on Aug. 18. Donovan became the fourth coach overall to reach the 100-win plateau.

Sue Bird won the WNBA's assist title after finishing second the previous three seasons.

The Storm broke the 150,000 barrier in attendance as 150,760 fans attended games at KeyArena. Seattle's 11 percent increase over 2004 attendance was the largest in the league.

On Aug. 27, Donovan signed a contract extension to remain head coach of the Storm.

2005 GAME-BY-GAME RESULTS (20-14)

G	DATE	OPPONENT	RESULT	RECORD	HIGH SCORER	HIGH REBOUNDER	HIGH ASSISTS	OPP. HIGH SCORER	ATT.
1	5/21	Los Angeles	L, 50-68	0-1	Lennox 14	Burse 11	Bird 3	Leslie 23	11,726
2	5/27	Houston	W, 79-69	1-1	Lennox 24	Jackson 12	Bird 7	Snow 17	7,219
3	5/29	San Antonio	W, 79-51	2-1	Jackson 21	Jackson 7	Bird 5	Palmer-Daniel 9	6,910
4	6/2	at Phoenix	W, 78-67	3-1	Burse 21	Jackson 14	Bird 6	Taurasi 27	7,132
5	6/4	Indiana	W, 83-77	4-1	Jackson 24	Jackson 15	Bird 7	White 26	8,851
6	6/7	at Connecticut	L, 69-81	4-2	Jackson 20	Jackson 6	Bird 4	Douglas 20	7,080
7	6/8	at Detroit	W, 76-61	5-2	Burse 18	3 players 7	Lennox 4	Nolan 23	5,841
8	6/10	at Washington	L, 52-64	5-3	Jackson/Lennox 18	Jackson 9	Zara 4	Beard 16	10,024
9	6/12	at Charlotte	W, 62-60	6-3	Jackson 17	Jackson 14	Jackson 4	Sam 14	4,351
10	6/15	Minnesota	L, 81-86(OT)	6-4	Jackson 26	Castro Marques 9	Wright 6	Smith 21	7,789
11	6/22	Connecticut	W, 95-86	7-4	Lennox 29	Jackson 17	Bird 7	McWilliams-Franklin 21	8,120
12	6/24	at Los Angeles	L, 65-76	7-5	Jackson 21	Lennox 6	Bird 10	Holdclaw 27	7,833
13	6/26	at Minnesota	L, 70-73	7-6	Batkovic 12	Jackson 13	Castro Marques 5	Smith 22	5,352
14	6/28	at Houston	L, 67-71	7-7	Batkovic 16	Jackson 7	Bird 7	Swoopes 21	5,610
15	6/30	at San Antonio	L, 69-81	7-8	Jackson 17	Jackson 15	Jackson 3	Johnson 18	7,451
16	7/3	Sacramento	W, 74-67	8-8	Jackson 31	Jackson 13	Bird 8	Walker 14	8,371
17	7/6	at Phoenix	L, 61-73	8-9	Lennox 17	Lennox 11	Bird 5	Taylor 17	6,919
18	7/13	Washington	L, 71-78	8-10	Castro Marques 19	Jackson 8	Bird 7	Beard/Milton-Jones 15	11,080
19	7/15	San Antonio	W, 92-70	9-10	Jackson 27	Jackson 9	Bird 7	Feenstra/Ferdinand 17	7,447
20	7/16	at Los Angeles	W, 78-70	10-10	Jackson 20	Jackson 8	Bird 8	Leslie 19	10,151
21	7/19	New York	W, 87-78	11-10	Castro Marques 20	Burse 11	Bird 5	Hammon 18	7,361
22	7/23	Detroit	W, 74-71	12-10	Jackson 21	Jackson 7	Bird/Jackson 4	Nolan 22	8,819
23	7/29	Charlotte	W, 79-68	13-10	Burse 27	Burse 6	Bird 7	Perkins 21	8,213
24	7/31	Los Angeles	W, 77-72	14-10	Jackson/Lennox 17	Jackson 10	Bird 7	Leslie 18	10,097
25	8/4	at Indiana	L, 68-78	14-11	Jackson 14	Jackson 9	Bird 6	Catchings 24	9,290
26	8/6	at New York	L, 67-79	14-12	Jackson 25	Jackson 7	Bird 10	Wauters 18	11,226
27	8/9	Houston	W, 71-68	15-12	Jackson 27	Jackson 9	3 players 3	Swoopes 34	9,470
28	8/12	at Minnesota	W, 72-66	16-12	Bird 20	Jackson 10	Bird 6	Jones 16	6,352
29	8/14	at Houston	L, 72-75	16-13	Jackson 18	Burse 11	Bird 4	Swoopes 23	7,992
30	8/18	Minnesota	W, 76-60	17-13	Jackson 18	Jackson 11	Bird 9	Ohide 17	9,245
31	8/20	at Sacramento	L, 65-75	17-14	Jackson 16	Jackson 15	Wright 7	Griffith 26	13,027
32	8/23	at San Antonio	W, 78-51	18-14	Wright/Lennox 12	Jackson 11	Bird 7	Feenstra 24	5,508
33	8/25	Sacramento	W, 76-63	19-14	Burse 17	Castro Marques 8	3 players 5	Powell 17	9,686
34	8/27	Phoenix	W, 85-74	20-14	Bird 20	Batkovic 6	Bird 7	Taurasi 31	11,206

STORM HISTORY

2006 SEATTLE STORM



BACK ROW (from left): Athletic Trainer Anmarie Henkel, Equipment Manager Andrew Starmer, Assistant Coach Heidi VanDerveer, Assistant Coach Jessie Kenlaw, Wendy Palmer, Janell Burse, Lauren Jackson, Ashley Robinson, Tiffani Johnson, Tanisha Wright, Player Development Specialist Talvin Skinner, Head Coach Anne Donovan, Strength and Conditioning Coach Chattin Hill

FRONT ROW (from left): Director of Basketball Operations Missy Bequette, Iziane Castro Marques, Betty Lennox, Edwige Lawson-Wade, Sue Bird, Barbara Turner, Shaunzinski Gortman, Video Coordinator Ayana Clinton

2006 REGULAR SEASON STATISTICS (18-16)

PLAYER	G	GS	FIELD GOALS			3-POINT		FG		FREE THROWS			REBOUNDS				TO	BLK	PTS	AVG			
			FG	FGA	PCT	FG	FGA	PCT	FT	FTA	PCT	OFF	DEF	TOT	AST	PF					DQ	STL	
Jackson	30	30	848	193	.361	.535	29	77	.377	170	189	.899	70	160	230	48	90	1	24	40	51	585	19.5
Lennox	34	34	891	191	.423	.452	29	90	.322	54	71	.761	34	103	137	73	92	2	36	98	5	465	13.7
Bird	34	34	1065	137	.333	.411	56	153	.366	59	66	.868	24	78	102	162	60	1	61	88	5	389	11.4
Burse	27	27	737	113	.221	.511	1	1	1.000	73	109	.670	63	115	178	22	91	1	17	55	25	300	11.1
Palmer	5	2	120	16	.33	.485	1	3	.333	14	19	.737	13	25	38	3	17	0	5	10	3	47	9.4
Castro Marques	34	26	655	91	.194	.469	25	65	.385	39	59	.661	16	56	72	47	58	0	23	49	2	246	7.2
Turner	34	9	622	71	.159	.447	10	40	.250	64	77	.831	26	60	86	48	56	0	13	47	6	216	6.4
Johnson	32	8	643	61	.147	.415	0	0	---	28	37	.757	31	93	124	17	66	0	10	31	17	150	4.7
Wright	33	0	508	42	.119	.353	2	14	.143	38	45	.844	19	41	60	41	53	0	11	52	2	124	3.8
Gortman	20	0	265	20	.55	.364	2	12	.167	14	18	.778	9	39	48	17	32	0	11	25	2	56	2.8
Lawson-Wade	26	0	209	17	.45	.378	5	19	.263	4	6	.667	2	19	21	29	20	0	15	19	1	43	1.7
Robinson	17	0	197	9	.25	.360	0	1	.000	3	10	.300	18	26	44	7	34	0	6	12	8	21	1.2
Greenwalt	5	0	24	0	.7	.000	0	0	---	2	4	.500	2	6	8	0	9	0	0	0	2	0.4	
Chones	3	0	16	0	.2	.000	0	0	---	0	0	---	0	0	0	0	4	0	0	1	0	0.0	
STORM	34	6800	961	2124	.452	.160	475	.337	562	712	.789	327	821	1148	514	682	5	232	570	127	26	44	77.8
OPPONENTS	34	6800	940	2218	.424	.164	484	.339	531	707	.751	322	709	1031	520	683	8	297	485	115	25	75	75.7

2006 STORM SEASON NOTES

The Storm finished fourth in the Western Conference with a record of 18-16 and earned a playoff berth for the third consecutive season. Seattle's nine road victories were a franchise record.

Seattle fell to Los Angeles 2-1 in the First Round of the WNBA Playoffs.

Sue Bird and Lauren Jackson were both named to the WNBA's All-Decade Team.

Both Bird and Jackson were also named as starters for the Western Conference at the WNBA All-Star Game.

Jackson tallied her 3,000th career point on June 7 at Chicago, becoming the youngest (25 years, 33 days) and fastest (162 career games) player in WNBA history to reach the milestone.


The victory over Charlotte on Aug. 5 was the 120th of Anne Donovan's career, moving her past Michael Cooper and into third place on the league's all-time wins list.

2006 GAME-BY-GAME RESULTS (18-16)

G	DATE	OPPONENT	RESULT	RECORD	HIGH SCORER	HIGH REBOUNDER	HIGH ASSISTS	OPP. HIGH SCORER	ATT.
1	5/21	Los Angeles	W, 90-67	1-0	Jackson 23	Palmer 13	Bird 9	Leslie 24	9,686
2	5/23	Houston	L, 59-94	1-1	Bird 12	Jackson 6	Bird 3	Canty/Thompson 19	7,541
3	5/25	at Phoenix	W, 94-81	2-1	Jackson 35	Jackson 9	Bird 6	Taurasi 28	10,401
4	5/31	at Sacramento	L, 66-87	2-2	Jackson 20	Jackson 8	Wright 2	Griffith 21	6,055
5	6/2	Phoenix	W, 97-67	3-2	Jackson 27	Burse 10	Lennox 6	Pondexter 30	7,753
6	6/4	San Antonio	L, 87-89	3-3	Jackson 21	Jackson/Burse 6	Bird/Jackson 5	Thomas/Wecker 15	7,746
7	6/7	Chicago	W, 86-73	4-3	Jackson 19	Burse 8	Bird 5	Dupree/Ngoyisa 16	5,741
8	6/9	at Connecticut	L, 81-85	4-4	Burse 23	Burse 14	Bird 10	Douglas 18	8,138
9	6/11	at Indiana	L, 62-69	4-5	Lennox 20	Bird/Jackson 8	Bird 5	Catchings 18	7,654
10	6/14	at Minnesota	W, 74-66	5-5	Lennox 15	Jackson/Lennox 7	Bird 8	Augustus 32	5,273
11	6/15	at Chicago	W, 74-61	6-5	Jackson 27	Jackson 10	Bird 5	Lovelace 15	2,956
12	6/17	at Sacramento	L, 74-76	6-6	Lennox 23	Jackson 9	Bird 4	Lawson 16	7,331
13	6/21	Phoenix	L, 80-87	6-7	Jackson 28	Jackson 14	Bird 8	Pondexter 27	7,536
14	6/23	San Antonio	W, 87-57	7-7	Jackson 27	Burse 9	3 players 4	Feenstra 12	8,555
15	6/25	at Houston	L, 74-84	7-8	Lennox 29	Burse 8	Bird/Castro Marques 2	Thompson 21	7,557
16	6/27	Sacramento	W, 68-53	8-8 B	Bird 18	Jackson 12	Turner 7	Buescher 12	7,961
17	6/28	at Los Angeles	W, 75-67	9-8	Lennox 27	Lennox 8	Bird 4	Moore 16	6,774
18	7/1	Minnesota	W, 92-75	10-8	Jackson 25	Jackson 10	Bird 14	Augustus 24	7,240
19	7/9	Indiana	L, 62-74	10-9	Jackson 19	Jackson 6	Bird 4	Catchings 20	8,222
20	7/14	New York	W, 86-66	11-9	Jackson 26	Burse 14	Bird 5	Christon 25	8,755
21	7/16	Connecticut	L, 83-92	11-10	Jackson 20	Burse 13	Bird 6	Douglas 26	8,952
22	7/18	Sacramento	L, 61-74	11-11	Lennox 16	3 players 6	Lawson 4	Samson 15	11,221
23	7/20	at Charlotte	L, 72-86	11-12	Bird 19	Lennox 10	Bird 4	Sam 23	10,898
24	7/22	at New York	W, 91-54	12-12	Castro Marques 26	Jackson 9	Lawson-Wade 4	Thorn 19	9,172
25	7/23	at Washington	W, 73-71	13-12	Jackson 18	Jackson 11	Lennox 5	Beard 30	7,911
26	7/25	at Phoenix	W, 91-85	14-12	Bird 25	Jackson 12	Turner 5	Taurasi 27	7,164
27	7/28	Detroit	L, 67-77	14-13	Johnson 15	Robinson 13	Castro Marques/Robinson 2	Nolan 23	9,686
28	7/30	Los Angeles	L, 70-71	14-14	Jackson 27	Jackson 8	Bird 7	Leslie 31	9,686
29	8/1	at Minnesota	W, 77-75	15-14	Bird 21	Burse 7	Bird 7	Mann 19	4,704
30	8/3	Washington	W, 86-78	16-14	Jackson 27	Bird 8	Bird 8	Beard 23	9,340
31	8/5	Charlotte	W, 87-81	17-14	Burse 23	Burse 12	3 players 3	McCarville 17	9,521
32	8/8	at Detroit	W, 81-79	18-14	Bird 24	3 players 5	Lennox 5	Smith 25	9,783
33	8/10	at San Antonio	L, 65-75	18-15	Lennox 17	Burse/Castro Marques 8	Lennox/Wright 3	Thomas 16	9,082
34	8/12	at Houston	L, 72-89	18-16	Lennox 16	Robinson 6	Bird 5	Thompson 31	6,579

STORM HISTORY

2007 SEATTLE STORM



BACK ROW (from left): Head Coach Anne Donovan, Wendy Palmer, Ashley Robinson, Lauren Jackson, Janell Burse, Iziane Castro Marques, Assistant Coach Shelley Patterson, Assistant Coach Heidi Van Derveer

FRONT ROW (from left): Shyra Ely, Katie Gearlds, Sue Bird, Betty Lennox, Tanisha Wright

2007 REGULAR SEASON STATISTICS (17-17)

PLAYER	G	GS	MIN	FIELD GOALS			3-POINT			FG			FREE THROWS				REBOUNDS				TO	BLK	PTS	AVG
				FG	FGA	PCT	FG	FGA	PCT	FT	FTA	PCT	OFF	DEF	TOT	AST	PF	DQ	STL					
Jackson	31	31	1020	258	497	.519	49	122	.402	174	197	.883	80	220	300	40	93	1	31	56	63	739	23.8	
Lennox	34	34	937	155	362	.428	34	99	.343	110	121	.909	47	113	160	92	75	0	36	91	5	454	13.4	
Castro Marques	34	34	963	139	331	.420	60	156	.385	81	101	.802	19	77	96	95	70	0	35	64	4	419	12.3	
Bird	29	29	919	118	276	.428	45	133	.338	22	26	.846	8	49	57	143	46	0	43	67	8	303	10.4	
Burse	29	29	709	93	209	.445	0	1	.000	70	101	.693	67	87	154	22	86	0	13	58	28	256	8.8	
Palmer	34	3	474	55	132	.417	3	21	.143	43	55	.782	44	101	145	17	75	0	15	36	7	156	4.6	
Wright	34	5	547	50	125	.400	6	22	.273	33	39	.846	17	26	43	69	56	0	31	55	2	139	4.1	
Gearlds	33	0	437	44	114	.386	22	64	.344	22	25	.880	16	37	53	24	22	0	12	20	6	132	4.0	
Ndiaye-Diatta	4	0	58	5	14	.357	0	1	.000	0	0	---	4	3	7	0	6	0	1	5	1	10	2.5	
Ely	29	0	282	20	62	.323	5	15	.333	20	31	.645	10	29	39	11	28	0	8	19	1	65	2.2	
Robinson	33	5	409	22	63	.349	0	1	.000	4	15	.267	30	70	100	14	57	0	16	26	25	48	1.5	
Lewis	7	0	33	4	13	.308	0	3	.000	2	2	1.000	0	2	2	6	2	0	1	6	0	10	1.4	
Thorburn	2	0	8	1	2	.500	0	0	---	0	0	---	0	1	1	0	0	0	2	0	2	1.0		
Fluker	9	0	31	0	10	.000	0	1	.000	1	2	.500	2	5	7	0	4	0	0	3	1	1	0.1	
STORM	34	6825	964	2210	436	.424	639	351	.582	715	814	.344	820	1164	533	620	1	242	533	151	2734	80.4		
OPPONENTS	34	6825	987	2321	425	.395	528	369	.478	586	816	.333	761	1094	591	642	6	272	495	112	2647	77.9		

2007 STORM SEASON NOTES

The Storm finished fourth in the Western Conference with a record of 17-17 and earned a playoff berth for the fourth consecutive season. Seattle finished the regular season with a three-game winning streak.

Seattle fell to Phoenix 2-0 in the First Round of the WNBA Playoffs.

Sue Bird and Lauren Jackson were both named as starters for the Western Conference at the WNBA All-Star Game.

Jackson was named the winner of the 2007 WNBA MVP Award for the second time in her career.

Jackson was also named 2007 WNBA Defensive Player of the Year, while being named to the 2007 WNBA All-Defensive First Team.

Jackson was also named a 2007 WNBA Peak Performer, while leading the league in scoring and rebounding, averaging 23.8 points per game and 9.7 rebounds per game.

Jackson was named to the 2007 All-WNBA First Team for the fifth consecutive season.

Jackson scored a league record tying 47 points at Washington on July 24.

Anne Donovan, who led the Storm to the playoffs four times and won a WNBA title in 2004, resigned.

2007 GAME-BY-GAME RESULTS (17-17)

G	DATE	OPPONENT	RESULT	RECORD	HIGH SCORER	HIGH REBOUNDER	HIGH ASSISTS	OPP. HIGH SCORER	ATT.
1	5/19	Houston	W, 82- 69	1-0	Castro Marques 25	Jackson 10	Lennox 4	Shields 19	9,686
2	5/23	Phoenix	W, 100- 87	2-0	Jackson 31	Burse 19	Bird/Lennox 5	Pondexter 31	6,833
3	5/25	At San Antonio	L, 71- 82	2-1	Burse 19	Burse/Jackson 11	Bird 6	Hammon 21	5,806
4	6/2	San Antonio	L, 68- 78	2-2	Jackson 20	Jackson 14	Bird/Gearlds 3	Crossley 14	7,035
5	6/7	At Sacramento	L, 72- 81	2-3	Bird 21	Palmer 13	Castro Marques 5	Lawson 16	6,600
6	6/9	Minnesota	W, 90- 76	3-3	Jackson 30	Jackson 9	Bird 8	Abrosimova 15	8,105
7	6/12	At Chicago	W, 81- 69	4-3	Jackson 19	Burse 9	Bird 11	Dupree 18	2,645
8	6/13	At Indiana	L, 62- 90	4-4	Burse 18	Jackson 7	Bird 4	White 23	5,838
9	6/15	Houston	W, 84- 71	5-4	Jackson 30	Burse/Jackson 7	Castro Marques 4	Maiga-Ba 18	7,756
10	6/20	Detroit	L, 71- 87	5-5	Burse 21	Jackson 7	Lennox 4 K.	Smith 23	7,335
11	6/22	At Minnesota	L, 76- 78	5-6	Bird 25	Jackson 10	Bird 4	Augustus 23	6,482
12	6/24	At Los Angeles	W, 83- 71	6-6	Jackson 35	Jackson 10	Lennox 6	Baker/Spencer 15	8,127
13	6/26	Chicago	W, 94- 76	7-6	JackSon 33	Jackson 12	Bird 6	Perkins 19	6,752
14	6/28	At Houston	L, 76- 81	7-7	Jackson 25	Jackson 8	Castro Marques 4	Thompson 20	7,319
15	7/1	New York	W, 84- 53	8-7	Castro Marques 24	Jackson 11	Lennox 6	Moore 10	6,938
16	7/3	Los Angeles	W, 90- 71	9-7	Jackson 23	Palmer 11	Bird 11	Brown 16	7,140
17	7/6	At Houston	W, 71- 55	10-7	Jackson 28	Jackson 13	Castro Marques/Wright 5	Thompson 14	7,645
18	7/7	At San Antonio	L, 73- 80	10-8	Wright 23	Jackson 13	Lennox 5	Buescher 27	7,510
19	7/10	At Los Angeles	W, 82- 47	11-8	Castro Marques 19	Jackson 13	Lennox/Wright 5	McWilliams-Franklin 11	3,092
20	7/11	Connecticut	L, 63- 76	11-9	Jackson 24	Lennox 8	Wright 6	Douglas 17	10,891
21	7/17	At Phoenix	L, 79- 89	11-10	Jackson 33	Jackson 11	Castro Marques/Wright 4	Taylor 32	7,804
22	7/20	At Connecticut	L, 58- 76	11-11	Jackson 19	Jackson 14	Castro Marques 5	Whalen 19	9,003
23	7/22	At New York	W, 77- 75	12-11	Castro Marques 23	Jackson 17	Bird 5	Mccarville/Moore/Thorn 16	7,531
24	7/24	At Washington	L, 96- 97(OT)	12-12	Jackson 47	Jackson 14	Bird 7	Beard 27	7,036
25	7/27	Indiana	W, 89- 75	13-12	Jackson 27	Jackson 10	Lennox 5	Deforge 12	8,052
26	7/29	San Antonio	L, 88- 92	13-13	Jackson 29	Lennox 7	Bird 5	Hammon 30	7,861
27	7/31	Sacramento	L, 74- 78	13-14	Jackson 30	Jackson 8	Castro Marques/Bird 6	Powell 28	7,568
28	8/3	At Sacramento	L, 76- 82	13-15	Lennox 18	Burse 11	Castro Marques 6	Brunson 14	8,013
29	8/4	Phoenix	W, 111-101	14-15	Lennox 25	Jackson 12	Lennox 5	Taurasi 28	7,759
30	8/7	At Minnesota	L, 74- 95	14-16	Lennox 16	Robinson 8	Bird 7	Augustus 21	5,018
31	8/9	At Detroit	L, 70- 97	14-17	Castro Marques 24	Robinson 13	Wright 4	Nolan 18	9,355
32	8/11	Washington	W, 91- 68	15-17	Lennox 34	Robinson 11	Castro Marques 3	Currie/Beard 13	8,443
33	8/14	Minnesota	W, 81- 67	16-17	Jackson 18	Jackson 9	Bird 7	Augustus 28	8,144
34	8/17	Los Angeles	W, 97- 77	17-17	Jackson 32	Jackson 15	Bird 8	Spencer 25	9,255

STORM HISTORY

2008 SEATTLE STORM



Back Row (from left): Head Coach Brian Agler, Assistant Coach Nancy Darsch, Kristen O'Neill, Kelly Santos, Ashley Robinson, Shyra Ely, Katie Gearlds, Camille Little, Assistant Coach Shelley Patterson

Front Row (from left): Tanisha Wright, Yolanda Griffith, Sheryl Swoopes, Lauren Jackson, Sue Bird, Swin Cash

2008 REGULAR SEASON STATS (22-12)

PLAYER	G	GS	FIELD GOALS			3-POINT			FG			FREE THROWS			REBOUNDS					TO	BLK	PTS	AVG	
			FG	FBA	PCT	FG	FBA	PCT	FT	FTA	PCT	OFF	DEF	TOT	AST	PF	DQ	STL						
Jackson	21	21	694	149	330	.452	28	95	.295	99	106	.934	39	108	147	26	67	0	31	40	33	425	20.2	
Bird	33	33	1111	172	390	.441	47	137	.343	74	85	.871	14	70	84	169	61	0	39	88	3	465	14.1	
Cash	31	28	927	114	293	.389	1	8	.125	122	158	.772	46	121	167	58	72	0	21	69	32	351	11.3	
Wright	34	14	808	108	250	.432	4	24	.167	48	61	.787	32	84	116	84	94	1	31	78	8	268	7.9	
Little (TOT)	32	15	663	96	191	.503	9	25	.360	46	72	.639	47	76	123	36	86	2	28	60	13	247	7.7	
Little (SEA)	19	13	442	75	141	.532	5	15	.333	30	45	.667	29	54	83	27	52	2	18	42	6	185	9.7	
Griffith	30	30	658	67	145	.462	0	0	---	83	128	.648	77	112	189	45	110	1	43	51	17	217	7.2	
Swoopes	29	25	706	75	192	.391	14	63	.222	41	59	.695	26	100	126	60	44	0	43	31	9	205	7.1	
Gearlds	34	3	468	59	158	.373	36	92	.391	17	23	.739	5	39	44	21	28	0	11	15	3	171	5.0	
Ely	34	1	389	47	115	.409	4	11	.364	15	24	.625	30	60	90	16	56	0	12	29	5	113	3.3	
Santos	22	1	134	16	41	.390	0	0	---	15	23	.652	10	18	28	5	26	0	4	10	2	47	2.1	
Beck	17	0	93	4	9	.444	4	6	.667	5	6	.833	2	10	12	6	7	0	4	4	2	1	7	1.0
Robinson	33	1	329	13	43	.302	0	0	---	3	10	.300	29	43	72	12	62	0	12	28	20	2	9	0.9
O'Neill	11	0	31	0	4	.000	0	2	.000	0	0	---	0	3	3	1	4	0	0	1	0	0	0.0	
Pascalau	3	0	9	0	1	.000	0	0	---	0	0	---	1	0	1	0	0	0	1	0	0	0	.0	
STORM	34	6800	899	2112	426	.443	453	316	.552	728	758	.758	340	822	1162	530	684	4	269	526	140	2493	73.3	
OPPONENTS	34	6800	861	2164	.398	172	539	.319	512	680	.753	332	760	1092	498	674	7	263	515	115	2406	70.8		

2008 STORM SEASON NOTES

The Storm completed its 2008 regular-season home schedule 16-1, tying the most home wins for a WNBA team.

The Storm tied the franchise record for longest home winning streak with a pair of 10-game streaks, including the final 10 games at KeyArena from June 20-Sept. 12.

The Storm's 22-win season set a new franchise record.

Seattle's 3-0 start to the 2008 season was the first time in franchise history the team remained undefeated after its first three games.

The Storm dropped to 1-5 all-time in First Round playoff series and was eliminated in the semifinals for the fourth consecutive season. Seattle fell to Los Angeles 1-2 in the First Round of the WNBA Playoffs.

Sue Bird returned from the 2008 Beijing Summer Olympics with a Gold Medal, while Storm teammate Lauren Jackson finished with a Silver Medal.

Lauren Jackson was named to the 2008 WNBA All-Defensive Second Team.

Sue Bird and Lauren Jackson were both named to the 2008 All-WNBA Second Team.

The Storm's seven-game winning streak, from June 29 through July 18, was the longest in team history. Six of the seven wins came by double-figures.

2008 GAME-BY-GAME RESULTS (22-12)

G	DATE	OPPONENT	RESULT	RECORD	HIGH SCORER	HIGH REBOUNDER	HIGH ASSISTS	OPP. HIGH SCORER	ATT.
1	5/17	CHICAGO	W, 67- 61	1-0	Jackson-14	Cash-8	Bird-7	Melvin-15	12,079
2	5/20	SACRAMENTO	W, 74- 62	2-0	Cash-17	Swoopes-7	Bird-5	Brunson-15	6,871
3	5/22	at Phoenix	W, 87- 83	3-0	Jackson-30	Jackson-9	Bird-6	Taurasi-23	7,059
4	5/24	at San Antonio	L, 72- 87	3-1	Cash-15	Jackson-7	Bird-7	Young-23	9,767
5	5/30	SAN ANTONIO	W, 78- 57	4-1	Jackson-28	Griffith-10	Bird-10	Young-14	6,810
6	6/1	HOUSTON	W, 64- 63	5-1	Cash-19	Jackson-13	Bird-4	Johnson-17	6,116
7	6/3	at New York	L, 63- 77	5-2	Jackson-19	Swoopes-9	Bird-4	Christon-25	6,928
8	6/4	at Detroit	L, 67- 77	5-3	Jackson-27	Griffith-9	Bird-8 K.	Smith-33	8,108
9	6/7	DETROIT	W, 75- 67	6-3	Jackson-24	Griffith-8	Bird-8 K.	Smith-18	7,105
10	6/11	PHOENIX	W, 83- 77	7-3	Jackson-20	Jackson-14	Bird-6	Taurasi-37	7,483
11	6/13	at San Antonio	L, 69- 74	7-4	Bird-21	Griffith-10	Bird-7	Hammon-17	6,478
12	6/14	at Houston	L, 60- 68	7-5	Jackson-18	Jackson-9	Bird-3	Thompson-21	7,023
13	6/16	CONNECTICUT	L, 67- 74	7-6	Jackson-26	Swoopes-10	Bird-5	Jones-15	6,872
14	6/20	INDIANA	W, 78- 70	8-6	Jackson-18	Cash-8	Bird-5	Sutton-Brown-14	7,393
15	6/24	at Los Angeles	L, 62- 76	8-7	Bird-11	Jackson-7	Bird-4	Parker-22	8,032
16	6/29	WASHINGTON	W, 64- 49	9-7	Bird-14	Griffith-6	Bird-7	Beard-16	7,965
17	7/3	NEW YORK	W, 84- 71	10-7	Jackson-33	Cash-10	Bird-6	Christon-19	6,973
18	7/5	MINNESOTA	W, 96- 71	11-7	Jackson-34	Jackson-7	Bird-11	Anosike-15	7,553
19	7/8	at Sacramento	W, 79- 64	12-7	Jackson-17	Jackson-9	Bird-9	Kelly-12	5,724
20	7/10	PHOENIX	W, 89- 78	13-7	Jackson-25	Griffith-8	Cash-6	Pondexter-20	10,454
21	7/12	LOS ANGELES	W, 70- 52	14-7	Bird-18	Griffith-12	Bird-3	Parker-14	10,833
22	7/18	at Indiana	W, 65- 59	15-7	Swoopes-15	Griffith-10	Bird-3	Sutton-Brown-12	7,450
23	7/20	at Washington	L, 57- 89	15-8	Gearlds-13	Little-12	Little-3	McWilliams-Frank-22	8,543
24	7/22	at Minnesota	W, 76- 73	16-8	Bird-22	Cash-11	Cash-4	Houston-16	12,276
25	7/25	at Phoenix	L, 80- 94	16-9	Griffith-17	Wright-8	Bird-4	Taurasi-31	8,323
26	7/27	SACRAMENTO	W, 77- 71	17-9	Bird-24	Griffith-6	Wright-6	Robinson-13	8,651
27	8/28	HOUSTON	W, 66- 49	18-9	Bird-22	Griffith-9	Wright-5	Hodges-10	8,320
28	8/31	at Connecticut	L, 76- 80	18-10	Bird-24	Gearlds-5	Griffith-3	Jones-20	9,518
29	9/2	at Atlanta	W, 83- 69	19-10	Bird-21	Griffith-7	Bird-9	Lennox-25	7,390
30	9/4	at Chicago	W, 70- 62	20-10	Bird-19	Griffith-6	Bird-4	Perkins-22	3,829
31	9/6	MINNESOTA	W, 96- 88	21-10	Bird-23	Cash-6	Wright-6	Augustus-26	9,339
32	9/9	at Sacramento	L, 74- 77	21-11	Gearlds-17	Wright-8	Griffith-5	Powell-20	11,644
33	9/12	ATLANTA	W, 77- 72	22-11	Little-21	Ely-8	Little-4	Young-20	9,686
34	9/14	at Los Angeles	L, 48- 65	22-12	Ely-16	Ely-8	Wright-4	Ferdinand-Harris-11	3,142

ALL-TIME STORM ROSTER

STORM ALL-TIME JERSEY NUMBERS

Jersey numbers listed are through the 2011 season

0 Shyra Ely	14 Astou Ndiaye-Diatta kate Paye Shannon Johnson	33 Janell Burse Felicia Ragland yolanda Griffith
2 Swin Cash	15 Lauren Jackson	34 Sonja Henning Le'coe Willingham
3 Michelle Marciniak Wendy Palmer Charisse Sampson Ify Ibeikwe	17 Jung Sun-Min	40 katrina Hibbert Alison Lacey
4 Simone Edwards katie Gearlds	20 Michèle Greco Camille Little	41 Alisa Burras Takeisha Lewis
5 Tiffani Johnson Danielle McCulley Robin Threatt Abby Bishop	21 Semeka Randall Charmin Smith	42 Quacy Barnes
6 Sandy Brondello Doneeka Lewis Natalia Vodopyanova	22 Betty Lennox Jamie Redd Sheryl Swoopes	43 Ashley Robinson Alicia Thompson
7 Edwige Lawson-Wade kamila Vodichkova Francesca Zara Jana Vesela	23 Angela Aycock katy Steding Rita Williams	44 Tully Bevilaqua Michelle Edwards Ashley Walker
8 Iziane Castro Marques kimberly Beck	24 Amanda Lassiter	45 Ashley Battle
9 Suzy Batkovic-Brown kelly Santos	25 Svetlana Abrosimova	50 kaayla Chones Trina Frierson
10 Sue Bird	30 Andrea Garner kate Starbird Tanisha Wright	54 Mandisa Stevenson
11 Jamie Redd Barbara Turner	31 Cisti Greenwalt	55 Sheri Sam Charmin Smith
12 Edna Campbell Tonya Massaline Belinda Snell	32 Adia Barnes Shaunzinski Gortman Stacey Lovelace Kristen O'Neill Krystal Thomas	
13 Mactabene Amachree Alessandra Santos De Oliveira		

ALL-TIME COLLEGE ROSTER

Includes Storm players that have appeared on the regular season roster through 2011

Arizona (1).....	Adia Barnes
Auburn (2).....	Mandisa Stevenson, Le'coe Willingham
California (1).....	Ashley Walker
Connecticut (5).....	Ashley Battle, Sue Bird, Swin Cash, Barbara Turner, Rita Williams, Svetlana Abrosimova
Florida (1).....	Tonya Massaline
Florida Atlantic (1).....	Yolanda Griffith
George Washington (1).....	Kimberly Beck
Indiana (1).....	Quacy Barnes
Iowa (2).....	Michelle Edwards, Simone Edwards
Iowa State (1).....	Alison Lacey
Kansas (2).....	Angela Aycock, Charisse Sampson
Louisiana State (2).....	Katrina Hibbert, Doneeka Lewis
Louisiana Tech (4).....	Alisa Burras, Trina Frierson, Betty Lennox, Takeisha Lewis
Missouri (1).....	Amanda Lassiter
North Carolina (2).....	La'Tangela Atkinson, Camille Little
North Carolina State (1).....	Kaayla Chones
Oregon State (1).....	Felicia Ragland
Penn State (2).....	Andrea Garner, Tanisha Wright
Purdue (2).....	Katie Gearlds, Stacey Lovelace
Stanford (5).....	Sonja Henning, Kate Paye, Charmin Smith, Kate Starbird, Katy Steding
South Carolina (2).....	Shaunzinski Gortman, Shannon Johnson
Southern Nazarene (1).....	Astou Ndiaye-Diatta
Tennessee (5).....	Shyra Ely, Tiffani Johnson, Michelle Marciniak, Semeka Randall, Ashley Robinson
Texas (1).....	Edna Campbell
Texas A&M (1).....	A'Quonesia Franklin
Texas Tech (2).....	Cisti Greenwalt, Sheryl Swoopes, Alicia Thompson
Tulane (1).....	Janell Burse
UCLA (1).....	Michelle Greco
Vanderbilt (1).....	Sheri Sam
Virginia (1).....	Wendy Palmer
Washington (2).....	Jamie Redd, Kristen O'Neill
Western Kentucky (1).....	Danielle McCulley
Wisconsin (1).....	Robin Threatt
Australia (5).....	Suzy Batkovic-Brown, Tully Bevilaqua, Sandy Brondello, Lauren Jackson, Abby Bishop
Brazil (3).....	Iziane Castro Marques, Alessandra Santos De Oliveira, Kelly Santos
Czech Republic (2).....	Kamila Vodichkova, Jana Vesela
France (1).....	Edwige Lawson-Wade
Italy (1).....	Francesca Zara
Korea (1).....	Jung Sun-Min
Nigeria (1).....	Mactabene Amachree
Romania (1).....	Florina Pascalau
Russia (1).....	Natalia Vodopyanova

STORM PLAYOFF HISTORY



STORM PLAYOFF HISTORY

YEAR-BY-YEAR PLAYOFF RESULTS

GAME DATE	OPPONENT	W/L	SCORE	HOME	ROAD	TOTAL	HIGH SCORER	HIGH REBOUNDER	ATT
2002									
Los Angeles 2 – Seattle 0 Western Conference First Round									
1 8/15/02	Los Angeles	L	61-78	0-1	0-0	0-1	Jackson 19	3 players 5	9,685
2 8/17/02	at Los Angeles	L	59-69	0-1	0-1	0-2	Bird/Vodichkova 17	4 players 5	8,187
2004									
Seattle 2 – Minnesota 0 Western Conference First Round									
1 9/25/04	at Minnesota	W	70-58	0-0	1-0	1-0	Jackson 14	Sam 10	4,277
2 9/27/04	Minnesota	W	64-54	1-0	1-0	2-0	Jackson 18	Lennox 7	7,261
Seattle 2 – Sacramento 1 Western Conference Finals									
3 10/1/04	at Sacramento	L	72-74 (OT)	1-0	1-1	2-1	Jackson 31	Jackson 13	10,662
4 10/3/04	Sacramento	W	66-54	2-0	1-1	3-1	Jackson 23	Jackson 9	8,737
5 10/5/04	Sacramento	W	82-62	3-0	1-1	4-1	Jackson 27	Sam 10	8,826
Seattle 2 – Connecticut 1 WNBA Finals									
6 10/8/04	at Connecticut	L	64-68	3-0	1-2	4-2	Lennox 17	Edwards/Lennox 8	9,341
7 10/10/04	Connecticut	W	67-65	4-0	1-2	5-2	Lennox 27	Jackson 11	17,072
8 10/12/04	Connecticut	W	74-60	5-0	1-2	6-2	Lennox 23	Jackson 7	17,072
2005									
Houston 2 – Seattle 1 Western Conference First Round									
1 8/30/05	at Houston	W	75-67	0-0	1-0	1-0	Jackson 19	Jackson 13	5,055
2 9/1/05	Houston	L	64-67	0-1	1-0	1-1	Lennox 16	Burse 8	8,466
3 9/3/05	Houston	L	58-75	0-2	1-0	1-2	Lennox 12	3 players 4	8,415
2006									
Los Angeles 2 – Seattle 1 Western Conference First Round									
1 8/18/06	Los Angeles	W	84-72	1-0	0-0	1-0	Jackson 22	Jackson 9	9,481
2 8/20/06	at Los Angeles	L	70-78	1-0	0-1	1-1	Lennox 19	Lennox 8	6,304
3 8/22/06	at Los Angeles	L	63-68	1-0	0-2	1-2	Jackson 19	Jackson 10	8,259
2007									
Phoenix 2 – Seattle 0 Western Conference First Round									
1 8/24/07	Phoenix	L	84-101	0-1	0-0	0-1	Lennox 23	Jackson 9	8,833
2 8/26/07	at Phoenix	L	89-95	0-1	0-1	0-2	Jackson 22	Jackson 14	7,428
2008									
Los Angeles 2 – Seattle 1 Western Conference First Round									
1 9/19/08	at Los Angeles	L	66-77	0-0	0-1	0-1	Bird 23	Robinson/Griffith 6	9,601
2 9/21/08	Los Angeles	W	64-50	1-0	0-1	1-1	Bird 20	Wright 7	8,230
3 9/23/08	Los Angeles	L	64-71	1-1	0-1	1-2	Wright 20	Griffith 8	7,805
2009									
Los Angeles 2 – Seattle 1 Western Conference First Round									
1 9/16/09	at Los Angeles	L	63-70	0-0	0-1	0-1	Cash 24	Batkovic-Brown 7	7,919
2 9/18/09	Los Angeles	W	75-74	1-0	0-1	1-1	Cash 18	Wright 6	8,854
3 9/20/09	Los Angeles	L	64-75	1-1	0-1	1-2	Cash 21	Cash 10	8,159

GAME DATE	OPPONENT	W/L	SCORE	HOME	ROAD	TOTAL	HIGH SCORER	HIGH REBOUNDER	ATT
2010									
Seattle 2 – Los Angeles 0 Western Conference First Round									
1 8/25/10	Los Angeles	W	79-66	1-0	0-0	1-0	Cash 20	Jackson 9	10,589
2 8/28/10	at Los Angeles	W	81-66	1-0	1-0	2-0	Jackson 24	Jackson 9	8,326
Seattle 2 – Phoenix 0 Western Conference Finals									
3 9/2/10	Phoenix	W	82-74	2-0	1-0	3-0	Jackson 23	Jackson 17	9,686
4 9/5/10	at Phoenix	W	91-88	2-0	2-0	4-0	Cash 23	Cash/Jackson/Little 8	9,010
Seattle 3 – Atlanta 0 WNBA Finals									
5 9/12/10	Atlanta	W	79-77	3-0	2-0	5-0	Jackson 26	Little 11	15,084
6 9/14/10	Atlanta	W	87-84	4-0	2-0	6-0	Jackson 26	Little 9	13,898
7 9/16/10	at Atlanta	W	87-84	4-0	3-0	7-0	Cash 18	Jackson 9	10,522

2011									
Phoenix 2 – Seattle 1 Western Conference First Round									
1 9/15/11	Phoenix	W	81-61	1-0	1-0	0-0	Wright 21	Cash/ Little 11	7,279
2 9/17/11	at Phoenix	L	83-92	1-1	1-0	0-1	Wright 18	Cash 5	9,356
3 9/20/11	Phoenix	L	75-77	1-2	1-1	0-1	Bird 22	Cash 10	8,589

STORM TEAM PLAYOFF RECORDS

MOST POINTS SCORED

GAME:	91	at Phoenix	9/5/10
HALF:	51	at Phoenix	9/5/10

FEWEST POINTS SCORED

GAME:	58	Houston	9/3/05
HALF:	25	at Los Angeles	8/17/02
	25	Los Angeles	9/20/09

FIELD GOALS MADE

GAME:	35	at Phoenix	8/26/07
LOW GAME:	19	Los Angeles	8/15/02

FIELD GOALS ATTEMPTED

GAME:	7	5	at Phoenix	8/26/07
LOW GAME:	51		at Los Angeles	8/20/06

FIELD GOAL PERCENTAGE

HIGHEST:	.561	Los Angeles	10/25/10
(32-57)			
LOWEST:	.299	at Los Angeles	8/22/06
(20-67)			

THREE-POINT FIELD GOALS MADE

GAME:	13	Phoenix	8/24/07
LOW GAME:	1	Connecticut	10/12/04

THREE-POINT FIELD GOALS ATTEMPTED

GAME:	30	Phoenix	8/24/07
LOW GAME:	5	Connecticut	10/12/04

THREE-POINT FIELD GOAL PERCENTAGE

GAME:	.667	Sacramento	10/5/04
(12-18)			
LOW GAME:	.158	Houston	9/1/05
(3-19)			

FREE THROWS MADE

GAME:	27	Atlanta	10/14/10
LOW GAME:	5	Houston	9/1/05

FREE THROWS ATTEMPTED

GAME:	37	Atlanta	10/14/10
LOW GAME:	5	Houston	9/1/05

FREE THROW PERCENTAGE

GAME:	1.000	Phoenix	8/24/07
(11-11)			
	1.000	Houston	9/1/05
(5-5)			
LOW GAME:	.600	at Minnesota	9/25/04
(9-15)			

REBOUNDS

GAME:	42	at Connecticut	10/8/04
LOW GAME:	22	Houston	9/3/05

OFFENSIVE REBOUNDS

GAME:	20	at Connecticut	10/8/04
LOW GAME:	4	Los Angeles	8/25/10
	4	Atlanta	9/14/10
	4	at Los Angeles	8/20/06

DEFENSIVE REBOUNDS

GAME:	30	Phoenix	9/2/10
	30	at Phoenix	8/26/07
LOW GAME:	16	Houston	9/3/05

ASSISTS

GAME:	24	Sacramento	10/5/04
LOW GAME:	9	at Los Angeles	8/20/06

PERSONAL FOULS

GAME:	30	at Phoenix	8/26/07
LOW GAME:	12	Los Angeles	8/18/06

STEALS

GAME:	13	Atlanta	9/14/10
LOW GAME:	3	at Los Angeles	8/22/06
	3	Houston	9/3/05

TURNOVERS

GAME:	19	Sacramento	10/3/04
LOW GAME:	8	Los Angeles	8/18/06
	8	at Los Angeles	9/16/09

BLOCKED SHOTS

GAME:	6	Atlanta	9/12/10
	6	Phoenix	8/24/07
	6	at Los Angeles	8/20/06
	6	at Minnesota	9/25/04

STORM PLAYOFF HISTORY

2010 (7-0)

PLAYER	G	FIELD GOALS			3-POINT FG			FREE THROWS			REBOUNDS					AST	PF	DQ	STL	TO	BLK	PTS	AVG
		MIN	FG	FGA	PCT	FG	FGA	PCT	FT	FTA	PCT	OFF	DEF	TOT									
Jackson	7	253	47	101	.465	11	35	.314	46	55	.836	13	54	67	8	16	3	12	13	10	151	21.6	
Cash	7	220	39	77	.506	13	26	.500	22	28	.786	9	25	34	21	9	21	22	5	113	16.1		
Bird	7	259	32	83	.386	11	33	.333	10	13	.469	2	27	29	54	20	12	3	14	85	12.1		
Little	7	201	30	59	.508	1	5	.200	18	27	.667	17	31	48	10	21	8	2	13	79	11.3		
Wright	7	201	25	56	.287	5	14	.357	12	21	.571	3	15	18	20	20	9	1	19	67	9.6		
Abrosimova	7	106	12	31	.387	6	16	.375	5	9	.556	5	7	12	6	14	2	1	13	35	5.0		
Willingham	7	93	13	26	.500	2	7	.286	5	7	.714	8	12	20	7	14	0	0	4	33	4.7		
Vesela	6	60	9	13	.692	5	7	.714	0	0	---	1	4	5	2	3	2	2	4	23	3.8		

2011 (1-2)

PLAYER	G	MIN	FG			3PT			FT	FTA	PCT	OR	DR	REB	AST	PF	DQ	STL	TO	BLK	PTS	AVG
			FG	FGA	PCT	FG3	FG3A	3PCT														
WRIGHT	3	84	20	34	.588	6	10	.600	10	12	.833	3	9	12	7	11	0	5	9	1	56	18.7
BIRD	3	101	16	36	.444	9	18	.500	6	7	.857	4	8	12	8	4	0	3	2	0	47	15.7
JACKSON	3	82	13	34	.382	5	13	.385	14	20	.700	3	8	11	2	5	0	3	4	4	45	15.0
LITTLE	3	70	11	24	.458	0	1	.000	16	19	.842	4	14	18	7	13	1	2	10	0	38	12.7
CASH	3	96	8	24	.333	2	7	.286	3	4	.750	8	18	26	6	7	0	3	4	2	21	7.0
SMITH	3	76	4	23	.174	4	14	.286	4	4	1.000	2	7	9	7	5	0	2	2	0	16	5.3
KOBYRN	1	4	1	1	1.000	0	0	---	1	2	.500	0	1	1	0	0	0	0	0	0	3	3.0
ROBINSON	3	37	3	8	.375	0	0	---	0	2	.000	3	6	9	0	7	0	0	2	3	6	2.0
WILLINGHAM	3	39	3	11	.273	0	2	.000	0	0	---	3	7	10	2	6	0	1	2	0	6	2.0
QUIGLEY	1	4	0	1	.000	0	1	.000	0	0	---	0	0	0	0	1	0	0	0	0	0	0.0
SNELL	2	6	0	1	.000	0	0	---	0	0	---	0	0	0	0	1	0	0	1	0	0	0.0
STORM	3	600	79	197	.401	26	66	.394	54	70	.771	30	78	108	39	60	1	19	40	10	238	79.3
OPPONENT	3	600	86	204	.422	11	52	.212	47	56	.839	27	84	111	43	65	2	15	40	9	230	76.7

STORM OPPONENTS



STORM OPPONENTS

ATLANTA DREAM

225 Peachtree Street NE, Suite 2400, Atlanta, GA 30303
 Phone: (877) 977-7729 Fax: 678-510-7489 www.AtlantaDream.net



2012 VS. DREAM

2012 vs. DREAM
 (All times Pacific)
 Wednesday, July 11
 Atlanta at Seattle
 12:00 pm

Tuesday, September 11
 Seattle at Atlanta
 4:00 pm

DIRECTORY

Ownership
 President & COO
 Head Coach & General Manager
 Assistant Coach
 Assistant Coach
 Director of Basketball Operations
 Athletic Trainer
 Director of Community & Public Relations
 Director of Broadcasting & New Media

Dream Too LLC *
 Pete Canalicchio
 Marynell Meadors
 Joe Ciampi
 Fred Williams
 Sue Panek
 Kim Moseley
 Sprague Paynter
 Tonya Alleyne

* Dream Too LLC: Kathy Betty (Managing Partner), Mary Bruck & Kelly Loeffler

GENERAL INFORMATION		SEATTLE STORM 2011 SEASON SERIES VS. ATLANTA DREAM (0-2)																						
Conference: Eastern	PLAYER	G	GS	MIN	FG	FGA	PCT	FG	FGA	PCT	FT	FTA	PCT	OFF	DEF	TOT	AST	PF	DQ	STL	TO	BLK	PTS	AVG
Arena: Philips Arena (10,160)	Cash	2	2	62	10	23	.435	1	8	.125	9	11	.818	0	5	5	1	5	0	2	8	2	30	15.0
TV: FOX Sports South and SportSouth	Smith	2	0	54	10	19	.526	5	7	.714	1	1	1.000	0	7	7	2	4	0	1	2	0	26	13.0
Team mascot: Star	Little	2	2	42	6	20	.300	0	2	.000	1	4	.250	3	7	10	2	7	0	2	5	0	13	6.5
Primary Colors: Dream blue and red	Wright	2	2	52	4	8	.500	1	1	1.000	4	4	1.000	1	3	4	4	5	0	1	10	0	13	6.5
Website: www.AtlantaDream.net	Bird	2	2	48	5	12	.417	0	3	.000	2	2	1.000	0	1	1	6	1	0	3	9	1	12	6.0
Facebook: www.facebook.com/atlantadream	Robinson	2	2	54	4	10	.400	0	0	---	1	2	.500	2	7	9	2	6	0	2	4	4	9	4.5
Twitter: www.twitter.com/AtlantaDream	Willingham	2	0	41	3	8	.375	0	2	.000	2	2	1.000	2	2	4	2	5	0	1	8	0	8	4.0
	Snell	2	0	20	0	5	.000	0	4	.000	3	4	.750	0	1	1	0	1	0	1	0	0	3	1.5
	Kobryn	2	0	20	1	3	.333	0	1	.000	0	0	---	2	4	6	0	2	0	1	1	1	2	1.0
	Quigley	2	0	9	0	3	.000	0	1	.000	0	0	---	0	1	1	0	1	0	1	0	0	0	0.0
	STORM	2	-	400	43	111	.387	7	29	.241	23	30	.767	10	38	48	19	37	0	15	49	8	116	58.0
	DREAM	2	-	400	70	139	.504	3	12	.250	19	30	.633	20	45	65	37	36	0	20	30	4	162	81.0

BACKGROUND		ATLANTA DREAM 2011 SEASON SERIES VS. SEATTLE STORM (2-0)																						
Founded 2008	PLAYER	G	GS	MIN	FG	FGA	PCT	FG	FGA	PCT	FT	FTA	PCT	OFF	DEF	TOT	AST	PF	DQ	STL	TO	BLK	PTS	AVG
2012 Record 20-14	McCoughtry	2	2	48	14	33	.424	0	3	.000	6	9	.667	3	6	9	3	6	0	2	7	1	34	17.0
2012 Postseason 4-3 (Lost to Minnesota in WNBA Finals)	de Souza	2	2	52	10	17	.588	0	0	---	1	1	1.000	3	8	11	2	6	0	4	2	1	21	10.5
All-Time Record 61-75	Harding	2	2	62	10	19	.526	0	2	.000	1	1	1.000	1	5	6	10	2	0	4	5	0	21	10.5
All-Time Postseason Record 4-5	Price	2	2	37	8	11	.727	0	0	---	2	6	.333	0	2	2	8	5	0	4	3	0	18	9.0
	Castro Marques	2	0	38	7	14	.500	1	3	.333	2	3	.667	1	2	3	3	2	0	0	4	0	17	8.5
	C. Miller	2	0	50	6	12	.500	2	3	.667	3	4	.750	3	3	6	2	6	0	1	2	0	17	8.5
	Lyttle	2	2	41	7	15	.467	0	0	---	2	2	1.000	3	7	10	4	6	0	3	3	1	16	8.0
	Bales	2	0	36	5	9	.556	0	1	.000	1	2	.500	2	6	8	2	0	0	0	1	1	11	5.5
	Paris	2	0	28	2	7	.286	0	0	---	1	2	.500	3	6	9	2	2	0	2	1	0	5	2.5
	Irvin	2	0	8	1	2	.500	0	0	---	0	0	---	1	0	1	1	1	0	0	1	0	2	1.0
	DREAM	2	-	400	70	139	.504	3	12	.250	19	30	.633	20	45	65	37	36	0	20	30	4	162	81.0
	STORM	2	-	400	43	111	.387	7	29	.241	23	30	.767	10	38	48	19	37	0	15	49	8	116	58.0

2011 VS. DREAM (0-2)							
DATE	SITE	W/L	SCORE	STORM HIGH SCORER	STORM HIGH REBOUNDER	DREAM HIGH SCORER	DREAM HIGH REBOUNDER
8/7	Atlanta	L	70-53	Cash 16	Smith 6	McCoughtry 17	Lyttle, de Souza 7
8/13	Seattle	L	92-63	Smith 15	Robinson 6	McCoughtry, Castro Marques 17	McCoughtry 6

Current Streaks vs. Dream						
Site	Last Win	Score	Last Loss	Score	Streak	
In Seattle	6/1/10	90-72	8/13/11	92-63	Loss 1	
In Atlanta	8/10/08	80-70	8/7/11	70-53	Loss 1	
Overall	8/10/08	80-70	8/13/11	92-63	Loss 2	

Storm vs. Dream History				LARGEST WINNING MARGIN				
Year	Home	Road	Total	Seattle:	14	6/22/08	at Atlanta	83-69
2008	1-0	1-0	2-0	Atlanta:	29	8/13/11	at Seattle	92-63
2009	1-0	0-1	1-1					
2010	1-0	1-0	1-0					
2011	0-1	0-1	0-2					
Totals	3-1	2-2	5-3					

KEY MATCHUP

F	POS	F
6-2	HT	6-1
15	WNBA EXP	2

Tina Thompson VS **Angel McCoughtry**

2011 HEAD-TO-HEAD STATS

9.9	PPG	21.6
.386	FG%	.424
.339	3P%	.264
.833	FT%	.777
4.6	RPG	5.2
1.1	APG	2.5
1.2	SPG	2.2
25.0	MPG	27.9

STORM CONNECTION

- Iziane Castro Marques played with the Storm from 2005-07.
- Camille Little was an inaugural member of the Dream in 2008.

MATCHUP FACTS

- The Storm defeated Atlanta 3-0 in the 2010 WNBA Finals
- The Storm's winning percentage against the Dream (.833) is the best of any WNBA opponent.

STORM OPPONENTS

CHICAGO SKY

5500 West Howard St., Skokie, IL 60077
 Phone: (312) 828-9550 Fax: (312) 828-9979
 Ticket Information: 866-SKY-WNBA www.chicagosky.net



2012 VS. Sky

2012 vs. SKY
 (All times Pacific)
 Wednesday, June 13
 Seattle at Chicago
 5:00 pm

Tuesday, September 18
 Chicago at Seattle
 7:00 pm

DIRECTORY

Principal Owner Michael Alter
Chairman/Minority Owner Margaret Stender
President/CEO Adam Fox
General Manager/Head Coach Pokey Chatman
Chief Financial Officer Rommel Famatid
Vice President of Operations Michelle Henstock
Assistant Coach Jeff House
Assistant Coach Christie Sides
Head Athletic Trainer Natalie Meckstroth
Director of Basketball Operations/
Head Strength and Conditioning Coach Ann Crosby
Director of Community Relations and
President of Sky Cares Will Steinberg
Director of Media Relations Will Steinberg

GENERAL INFORMATION 2010 SEASON SERIES (1-1) SEATTLE STORM VS. CHICAGO

Conference:	PLAYER	G	GS	MIN	FG	FGA	PCT	FG3	FG3A	3PCT	FT	FTA	PCT	OR	DR	REB	AST	PF	DQ	STL	TO	BLK	PTS	AVG
Eastern	Bird	2	2	70	14	30	.467	6	12	.500	2	3	.667	3	6	9	2	0	3	3	0	36	18.0	
Arena:	Cash	2	2	64	9	17	.529	0	3	.000	7	10	.700	0	9	4	8	1	0	4	2	25	12.5	
Allstate Arena 7,000 (expanded to 18,500)	Little	2	2	57	8	16	.500	1	3	.333	8	11	.727	3	6	9	6	7	0	4	5	4	25	12.5
TV:	Smith	2	0	41	8	15	.533	6	10	.600	2	2	1.000	0	3	7	4	0	3	2	0	24	12.0	
CN 100	Robinson	2	2	51	9	15	.600	0	0	---	2	2	1.000	6	8	14	0	11	2	2	3	20	10.0	
Team mascot:	Wright	2	2	57	5	15	.333	0	3	.000	2	2	1.000	0	6	6	5	5	0	1	7	0	12	6.0
Sky Guy	Willingham	2	0	38	3	7	.429	2	4	.500	0	0	---	2	4	6	4	3	0	2	2	8	4.0	
Primary Colors:	Kobryn	2	0	8	0	1	.000	0	1	.000	0	0	---	0	0	0	0	1	0	0	0	0	0.0	
Light blue, yellow and white	Quigley	1	0	1	0	0	---	0	0	---	0	0	---	0	0	0	0	0	0	0	0	0	0.0	
	Snell	2	0	11	0	1	.000	0	1	.000	0	0	---	0	0	0	1	3	0	0	1	0	0.0	
	Thomas	1	0	4	0	0	---	0	0	---	0	0	---	0	0	0	1	0	0	0	0	0	0.0	
	STORM	2	-	400	56	117	.479	15	37	.405	23	30	.767	14	39	53	37	44	2	15	27	11	150	75.0
	SKY	2	-	400	54	122	.443	9	20	.450	31	35	.886	21	40	61	33	24	0	13	30	6	148	74.0

BACKGROUND 2010 SEASON SERIES (1-1) CHICAGO SKY VS. SEATTLE

Founded	PLAYER	G	GS	MIN	FG	FGA	PCT	FG3	FG3A	3PCT	FT	FTA	PCT	OR	DR	REB	AST	PF	DQ	STL	TO	BLK	PTS	AVG
2006	Fowles	2	2	69	19	33	.545	0	0	---	18	19	.947	10	12	22	0	5	0	3	2	3	54	27.0
2010 Record	Prince	2	1	55	10	21	.476	3	3	1.000	4	5	.800	1	1	2	6	1	0	3	3	1	27	13.5
14-20	Vandersloot	2	1	50	7	20	.350	2	7	.286	0	0	---	1	5	6	9	4	0	0	6	0	16	8.0
2010 Postseason	Kraayeveld	2	1	45	4	10	.400	4	8	.500	3	3	1.000	0	2	2	4	1	0	3	1	0	15	7.5
DNQ	Canty	1	1	16	3	7	.429	0	0	---	0	0	---	0	1	1	1	2	0	0	2	0	6	6.0
All-Time Record	Young	2	1	56	4	11	.364	0	0	---	3	4	.750	2	3	5	1	5	0	1	2	0	11	5.5
61-109	Wisdom-Hylton	1	0	10	2	3	.667	0	0	---	0	0	---	1	2	3	2	1	0	1	1	0	4	4.0
All-Time Postseason Record	Snow	2	1	39	3	6	.500	0	0	---	1	2	.500	3	6	9	2	3	0	2	1	2	7	3.5
N/A	Swords	2	1	23	2	5	.400	0	0	---	2	2	1.000	2	6	8	0	2	0	0	4	0	6	3.0
	Thorn	2	1	36	1	6	.167	0	2	.000	0	0	---	1	2	3	8	0	0	0	5	0	2	1.0
	Bjorklund	1	0	1	0	0	---	0	0	---	0	0	---	0	0	0	0	0	0	0	0	0	0	0.0
	SKY	2	-	400	54	122	.443	9	20	.450	31	35	.886	21	40	61	33	24	0	13	30	6	148	74.0
	STORM	2	-	400	56	117	.479	15	37	.405	23	30	.767	14	39	53	37	44	2	15	27	11	150	75.0

2011 VS. SKY (1-1)

DATE	SITE	W/L	SCORE	STORM HIGH SCORER	STORM HIGH REBOUNDER	SKY HIGH SCORER	SKY HIGH REBOUNDER
7/19	Chicago	L	69-78	Bird 26	Robinson 10	Fowles 24	Fowles 9
9/11	Seattle	W	81-70	Little, Smith 17 C	ash, Little 5	Fowles 30	Fowles 13

CURRENT STREAKS VS. SKY

SITE	LAST WIN	SCORE	LAST LOSS	SCORE	STREAK
In Seattle	9/11/11	81-70	7/12/09	81-86	Won 2
In Chicago	9/4/08	70-62	7/19/11	69-78	Lost 2
Overall	9/11/11	81-70	7/19/11	69-78	Won 1

STORM VS. SKY ALL-TIME

YEAR	HOME	ROAD	TOTAL
2006	1-0	1-0	2-0
2007	1-0	1-0	2-0
2008	1-0	1-0	2-0
2009	0-1	0-1	0-2
2010	1-0	0-1	1-1
2011	1-0	0-1	1-1
Totals	5-1	3-3	8-4

LARGEST WINNING MARGIN

Seattle:	20	7/30/10	at Seattle	80-60
Chicago:	9	5/27/10	at Chicago	75-84
	9	7/19/11	at Chicago	69-78

KEY MATCHUP

C	POS	C
6-4	HT	6-6
7	WNBA EXP	4

Ann Wauters

VS

Sylvia Fowles

2011 HEAD-TO-HEAD STATS

12.9"	PPG	20.0
.548*	FG%	.591
.355*	3P%	0.000
.714*	FT%	.766
5.6*	RPG	10.2
1.1*	APG	0.6
0.8*	SPG	0.2
27.2*	MPG	34.6

*2009 with San Antonio Silver Stars

STORM CONNECTION

- Courtney Vandersloot (Kentwood) is a Seattle-area native.
- Sky Head Coach Pokey Chatman coached both Sue Bird and Lauren Jackson in Russia with Sparta & K Moscow Region. Sylvia Fowles and Epiphany Prince were both part of that team as well.
- Swin Cash (2008-2011) and Le'coe Willingham (2010-2011) were both members of the Seattle Storm.

MATCHUP FACTS

Since the Storm won the first six meetings between the two teams, Chicago has gone 3-1 the last two seasons.

STORM OPPONENTS

CONNECTICUT SUN

1 Mohegan Sun Blvd., Uncasville, CT 06382
Phone: (860) 862-4000 Fax: (860) 862-4010

Charles B. Luce Fieldhouse, Connecticut College
270 Mohegan Ave., New London, CT 06320, Tel: 860-447-1911



2012 VS. SUN

2012 vs. SUN
(All times Pacific)
Sunday, July 1
Seattle at Connecticut
2:00 pm

Sunday, September 16
Connecticut at Seattle
6:00 pm

Owner
Chief Executive Officer/Governor
Chief Operating Officer/Alternate Governor
Alternate Governor
Vice President and General Manager
Head Coach
Assistant Coach
Assistant Coach
Head Athletic Trainer
Strength and Conditioning Coach
Video Coordinator
Director of Business Operations
Media Relations Manager
Game Operations Manager
Sales Manager
Account Executive
Account Executive
Account Executive
Account Executive
Publicist
Administrative Assistant
Team Physician
Team Orthopedist
Director of Box Office Operations
Event Production Supervisor
Radio Play-by-Play
TV Play-by-Play
TV Color Analyst

The Mohegan Tribe
Mitchell Etes
Jeffrey Hartmann
Raymond Pineault
Christopher Sienko
Mike Thibault
Scott Hawk
Bernadette Mattox
Jeremy Norman
Joanna Hopkins
Jon Whitkin
Dave Martinelli
Bill Tavares
Brennan Galloway
Annmarie Gengo
Matt Edwards
Katie Berube
Lauren Plante
Chelsea Dutton
Jen Hildebrand
Bill Tinnel
Asylum Hill Family Medicine
Ammar Anbari, MD
April Paris
Frank Pavlich
Bob Heussler
TBD
TBD

GENERAL INFORMATION SEATTLE STORM 2011 SEASON SERIES VS. CONNECTICUT SUN (1-1)

Conference:	PLAYER	G	GS	MIN	FG	FGA	PCT	FG3	FG3A	3PCT	FT	FTA	PCT	DR	DR	REB	AST	PF	DQ	STL	TO	BLK	PTS	AVG
Eastern	Cash	2	2	68	11	28	.393	4	10	.400	13	13	1.000	4	12	16	7	5	0	1	9	0	39	19.5
	Bird	2	2	71	11	27	.407	4	12	.333	2	2	1.000	0	7	7	6	2	0	4	6	0	28	14.0
Arena:	Wright	2	2	60	8	14	.571	1	2	.500	7	8	.875	3	4	7	6	8	0	3	6	0	24	12.0
	Little	2	2	60	10	17	.588	0	1	.000	3	4	.750	4	7	11	4	6	0	3	4	0	23	11.5
Willingham	Smith	2	1	41	7	11	.636	3	5	.600	1	2	.500	2	4	6	2	1	0	1	3	0	18	9.0
TV:	Robinson	2	0	56	5	12	.417	3	10	.300	0	0	---	0	0	0	6	7	0	1	3	0	13	6.5
TBD	Kobryn	2	1	38	3	7	.429	0	0	---	0	0	---	4	3	7	4	8	0	2	4	6	6	3.0
Radio:	Snell	1	0	2	0	0	---	0	0	---	0	0	---	0	0	0	1	2	0	0	1	0	0	0.0
Webcast	STORM	2	-	400	55	116	.474	15	40	.375	26	29	.897	17	37	54	36	39	0	15	39	6	151	75.5
Website:	SKY	2	-	400	54	122	.443	9	20	.450	31	35	.886	21	40	61	33	24	0	13	30	6	148	74.0

www.connecticutsun.com

BACKGROUND CONNECTICUT SUN

Founded	PLAYER	G	GS	MIN	FG	FGA	PCT	FG3	FG3A	3PCT	FT	FTA	PCT	DR	DR	REB	AST	PF	DQ	STL	TO	BLK	PTS	AVG
1999 Relocated from Orlando in 2003	Charles	2	2	71	17	34	.500	0	1	.000	4	6	.667	10	10	20	7	5	0	3	3	3	38	19.0
	Montgomery	2	2	63	11	25	.440	3	6	.500	5	6	.833	2	6	8	11	4	0	3	8	1	30	15.0
	Lawson	2	1	58	9	14	.643	5	9	.556	4	6	.667	1	5	6	9	2	0	1	2	0	27	13.5
2011 Record	Jones	2	2	55	10	19	.526	0	0	---	0	2	.000	0	5	5	1	7	0	2	7	0	20	10.0
	Greene	2	2	48	3	12	.250	2	3	.667	4	4	1.000	2	2	4	2	3	0	4	0	1	12	6.0
21-13	Griffin	2	0	27	4	8	.500	2	3	.667	1	1	1.000	2	2	4	2	5	0	1	1	1	11	5.5
	White	2	0	45	4	12	.333	1	4	.250	0	0	---	1	2	3	5	1	0	1	2	0	9	4.5
2011 Postseason	McCray	2	1	19	2	6	.333	1	3	.333	0	0	---	2	1	3	0	3	0	0	1	0	5	2.5
0-2	Moore	2	0	10	0	1	.000	0	0	---	2	2	1.000	0	0	0	0	0	0	0	1	0	2	1.0
	Hightower	1	0	3	0	0	---	0	0	---	0	0	---	0	0	0	0	0	0	0	0	0	0	0.0
All-Time Record	SUN	2	-	400	60	131	.458	14	29	.483	20	27	.741	20	33	53	37	30	0	15	27	6	154	77.0
241-1493	STORM	2	-	400	55	116	.474	15	40	.375	26	29	.897	17	37	54	36	39	0	15	39	6	151	75.5

All-Time Postseason Record

18-18

2011 VS. SUN (1-1)

DATE	SITE	W/L	SCORE	STORM HIGH SCORER	STORM HIGH REBOUNDER	SUN HIGH SCORER	SUN HIGH REBOUNDER
7/1/11	Connecticut	L	70-75	Cash 25	Cash 9	Charles 20	Charles 10
8/5/11	Seattle	W	81-79	Bird 20	Cash 7	Montgomery 19	Charles 10

CURRENT STREAKS VS. SUN

SITE	LAST WIN	SCORE	LAST LOSS	SCORE	STREAK
In Seattle	8/5/11	81-79	6/18/08	67/74	Won 3
In Connecticut	7/17/03	67-65	7/1/11	70-75	Loss 8
Overall	8/5/11	81-79	8/13/10	68-88	Won 1

STORM VS. SUN ALL-TIME

YEAR	HOME	ROAD	TOTAL
2000	0-0	0-1	0-1
2001	1-0	0-0	1-0
2002	1-0	1-0	2-0
2003	0-0	1-0	1-0
2004	1-0	0-1	1-1
2005	1-0	0-1	1-1
2006	0-1	0-1	0-2
2007	0-1	0-1	0-2
2008	0-1	0-1	0-2
2009	1-0	0-1	1-1
2010	1-0	0-1	1-1
2011	1-0	0-1	1-1
Totals	7-3	2-9	9-12

LARGEST WINNING MARGIN

Seattle:	12	8/27/09	at Seattle	86-74
Connecticut:	18	7/20/07	at Connecticut	58-76

KEY MATCHUP

G	POS	G
5-9	HT	5-7
10	WNBA EXP	3

Sue Bird

VS

Renee Montgomery

2011 HEAD-TO-HEAD STATS

14.7	PPG	14.6
.449	FG%	.400
.428	3P%	.384
.875	FT%	.829
2.9	RPG	2.1
4.9	APG	4.9
1.41	SPG	1.4
33.0	MPG	29.1

STORM CONNECTION

- Asjha Jones played with Sue Bird at the University of Connecticut, where they won two NCAA Championships.

MATCHUP FACTS

- The Storm defeated Connecticut 2-1 in the 2004 WNBA Finals
- The Storm's seven-game losing streak at Mohegan Sun Arena is the team's longest in any other WNBA arena.

STORM OPPONENTS

WASHINGTON MYSTICS

601 F Street NW, Washington, DC 20004
 P: (202) 628-3200 F: (202) 661-5111 Ticket Information: 1 (800) DC-HOOP1
 www.WashingtonMystics.com



2011 VS. MYSTICS

All times Pacific
Sunday, June 24
 Washington at Seattle
 4:00 pm

Tuesday, June 26
 Seattle at Washington
 4:00 pm

DIRECTORY

Owner: Monumental Sports and Entertainment
Chairman: Ted Leonsis
President & Managing Partner: Sheila C. Johnson
Chief Operating Officer: Greg Bibb
Head Coach and General Manager: Trudi Lacey
Assistant Coaches: Marianne Stanley, Jennifer Gillom
Athletic Trainer: Navin Hettiarachchi
Director of Corporate and Mystics Communications: Ketsia Colimon

GENERAL INFORMATION 2011 SEASON SERIES (2-0) SEATTLE STORM VS. WASHINGTON

Conference:	PLAYER	G-GS	MIN	FG-FGA	PCT	3FG-FGA	PCT	FT-FTA	PCT	OFF	DEF	TOT	AST	PF-DQ	STL	TO	BLK	PTS	AVG	HI
Arena:	Bird	2-2	69	14-26	.538	4-10	.400	7-8	.875	1	2	3	8	1-0	4	3	0	39	19.5	22
Verizon Center (10,152)	Cash	2-2	71	13-25	.520	1-6	.167	12-15	.800	2	11	13	5	7-0	4	4	3	39	19.5	20
Radio:	Wright	2-2	58	7-16	.438	0-1	.000	9-11	.818	4	7	11	8	8-0	1	5	0	23	11.5	17
www.WashingtonMystics.com	Little	2-2	63	9-21	.429	0-1	.000	3-7	.429	3	7	10	4	8-0	5	6	4	21	10.5	12
TV:	Willingham	2-2	47	6-12	.500	0-2	.000	0-0	---	3	5	8	6	5-0	2	1	1	12	6.0	6
Comcast Sportsnet	Robinson	2-0	22	4-6	.667	0-0	---	1-3	.333	1	8	9	0	5-0	1	7	0	9	4.5	8
Colors:	Smith	2-0	55	1-5	.200	1-2	.500	3-4	.750	2	7	9	2	3-0	3	2	0	6	3.0	5
Red, White, Navy, Silver	Snell	2-0	14	1-2	.500	1-2	.500	0-0	---	1	1	2	1	2-0	0	1	0	3	1.5	3
	STORM	2	400	55-113	.487	7-24	.292	35-48	.729	17	48	65	34	39-0	20	32	8	152	76.0	79
	MYSTICS	2	400	47-125	.376	14-32	.438	26-38	.684	24	34	58	30	37-0	18	28	6	134	67.0	71

BACKGROUND 2011 SEASON SERIES (0-2) WASHINGTON MYSTICS VS. SEATTLE

Founded	PLAYER	G-GS	MIN	FG-FGA	PCT	3FG-FGA	PCT	FT-FTA	PCT	OFF	DEF	TOT	AST	PF-DQ	STL	TO	BLK	PTS	AVG	HI
1998	Ajavon	2-2	68	9-30	.300	2-10	.200	8-9	.889	2	1	3	11	8-0	5	7	0	28	14.0	15
2011 Record	Coleman	2-2	73	10-20	.500	6-13	.462	0-0	---	6	9	15	3	8-0	1	2	2	26	13.0	16
6-28	Dunlap	2-1	47	10-20	.500	0-1	.000	5-7	.714	4	6	10	0	5-0	3	2	1	25	12.5	19
2011 Postseason	Langhorne	1-1	33	3-10	.300	0-0	---	4-6	.667	0	0	0	1	2-0	0	1	0	10	10.0	10
DNQ	Anosike	2-2	63	6-20	.300	0-0	---	6-10	.600	7	10	17	3	4-0	4	2	1	18	9.0	11
All-Time Record	Miller	2-2	69	5-12	.417	3-4	.750	2-2	1.000	2	6	8	8	5-0	2	8	1	15	7.5	8
186-278	Thomas	2-0	20	3-7	.429	2-2	1.000	0-2	.000	0	1	1	3	2-0	1	1	0	8	4.0	8
All-Time Postseason Record	Christmas	2-0	12	1-3	.333	1-2	.500	1-2	.500	1	0	1	0	2-0	2	1	0	4	2.0	3
4-13	Cheek	1-0	7	0-1	.000	0-0	---	0-0	---	0	1	1	0	1-0	0	2	0	0	0.0	0
	Gardin	1-0	6	0-1	.000	0-0	---	0-0	---	0	0	0	1	0-0	0	1	1	0	0.0	0
	Phillips	1-0	2	0-1	.000	0-0	---	0-0	---	2	0	2	0	0-0	0	0	0	0	0.0	0
	MYSTICS	2	400	47-125	.376	14-32	.438	26-38	.684	24	34	58	30	37-0	18	28	6	134	67.0	71
	STORM	2	400	55-113	.487	7-24	.292	35-48	.729	17	48	65	34	39-0	20	32	8	152	76.0	79

2011 VS. MYSTICS (2-0)

DATE	SITE	W/L	SCORE	STORM HIGH SCORER	STORM HIGH REBOUNDER	MYSTICS HIGH SCORER	MYSTICS HIGH REBOUNDER
7/3	Washington	W	73-63	Cash 19	Cash 7	Dunlap 19	Anosike 10
7/12	Seattle	W	79-71	Bird 22	Cash/Wright/Smith 6	Coleman 16	Coleman 9

CURRENT STREAKS VS. MYSTICS

SITE	LAST WIN	SCORE	LAST LOSS	SCORE	STREAK
In Seattle	7/12/11	79-71	7/13/05	71-78	Won 6
In Washington	7/3/11	73-63	8/15/10	71-80	Won 1
Overall	7/12/11	79-71	8/15/10	71-80	Won 2

STORM VS. MYSTICS ALL-TIME

YEAR	HOME	ROAD	TOTAL
2000	0-1	0-0	0-1
2001	0-1	0-1	0-2
2002	0-0	1-0	1-0
2003	1-0	0-0	1-0
2004	1-0	0-1	1-1
2005	0-1	0-1	0-2
2006	1-0	1-0	2-0
2007	1-0	0-1	1-1
2008	1-0	0-1	1-1
2009	1-0	0-1	1-1
2010	1-0	0-1	1-1
2011	1-0	1-0	2-0
Totals	8-3	3-7	11-10

LARGEST WINNING MARGIN

Team	Games	Date	Score
Seattle	23	8/11/07	at Washington 91-68
Washington	12	6/10/05	at Washington 52-64

KEY MATCHUP

F	POS	F
6-2	HT	6-2
5	WNBA EXP	4

Camille Little

VS

Crystal Langhorne

2011 HEAD-TO-HEAD STATS

Stat	Camille Little	Crystal Langhorne
PPG	9.6	18.2
FG%	.464	.536
3P%	.227	.125
FT%	.663	.711
RPG	5.2	7.6
APG	1.6	1.6
SPG	1.3	1.3
MPG	31.0	34.3

STORM CONNECTION

- Storm Assistant Coach Nancy Darsch was head coach of the Mystics in 1999 and 2000.
- Katie Smith and Jacinta Monroe were part of an April 2011 trade with the Mystics.

MATCHUP FACTS

- Prior to 2011 the home team has won every game between the Storm and the Mystics the last four seasons.

WNBA TEAM PR CONTACTS

EASTERN CONFERENCE



ATLANTA DREAM

83 Walton St.
Suite 500
Atlanta, GA 30303

PR Contact: Tonya Alleyne
Email: tonya.alleyne@atlantadream.net
404-954-6645 (office)
404-954-6666 (office fax)
404-693-5181 (cell)

Additional PR Contact: Sprague Paynter
Email: sprague.paynter@atlantadream.net
404-954-6660 (office)
404-954-6666 (office fax)
404-561-0421 (cell)



CHICAGO SKY

20 W. Kinzie St.
Suite 1010
Chicago, IL 60610

PR Contact: Will Steinberg
Email: wsteinberg@chicagosky.net
312-994-5984 (office)
312-828-9979 (office fax)
847-840-4867 (cell)

Additional PR Contact: Michelle Henstock
Email: mhenstock@chicagosky.net
312-994-5981 (office)
312-828-9979 (office fax)
606-776-1122 (cell)



CONNECTICUT SUN

1 Mohegan Sun Boulevard
Uncasville, CT 06382
PR Contact: Bill Tavares
Email: btavares@connecticutsun.com
860-862-4073 (office)
860-862-4010 (office fax)
860-961-0240 (cell)

Additional PR Contact: Jen Hildebrand
Email: jhildebrand@connecticutsun.com
860-862-4087 (office)
860-862-4010 (office fax)
860-961-2245 (cell)



INDIANA FEVER

One Consco Court
125 S. Pennsylvania St.
Indianapolis, IN 46204

PR Contact: Kevin Messenger
Email: kmessenger@pacers.com
317-917-2844 (office)
317-917-2799 (office fax)
317-370-3437 (cell)

Additional PR Contact: Tim Edwards
Email: tedwards@pacers.com
317-917-2853 (office)
317-917-2799 (office fax)
317-253-3446 (home)



NEW YORK LIBERTY

Two Penn Plaza - 14th Floor
New York, NY 10121

PR Contact: Stacey Escudero
Email: Stacey.Escudero@thegarden.com
212-465-5902 (office)
917-572-2534 (cell)
212-465-6250 (office fax)

Additional PR Contact: Alyson Furch
Email: alyson.furch@msg.com
212-465-6263 (office)
480-330-0900 (cell)



WASHINGTON MYSTICS

601 F Street NW - 3rd Floor
Washington, DC, 20004

PR Contact: Ketsia Colimon
Email: Kcolimon@washmystics.com
202-527-7535 (office)
571-235-6305 (cell)

WESTERN CONFERENCE



LOS ANGELES SPARKS

888 S. Figueroa St.
Suite 2010
Los Angeles, CA 90017

PR Contact: Shawn Trondsen
Email: strondsen@la-sparks.com
213-929-1313 (office)
562-508-9820 (cell)
213-929-1325 (office fax)

Additional PR Contact: TBD



MINNESOTA LYNX

Target Center
600 First Avenue North
Minneapolis, MN 55403

PR Contact: Alex King
Email: king@lynxbasketball.com
612-673-1632 (office)
612-483-3391 (cell)

Additional PR Contact: Aaron Seehusen

Email: seehusen@lynxbasketball.com
612-673-1602 (office)
763-350-5550 (cell)



PHOENIX MERCURY

US Airways Arena
201 E. Jefferson
Phoenix, AZ 85004
PR Contact: Bret Burchard

Email: bburchard@phoenixmercury.com
602-514-8305 (office)
602-379-7540 (office fax)
602-904-3751 (cell)

Additional PR Contact: Lesley Factor

Email: lfactor@phoenixmercury.com
602-514-8370 (office)
602-379-7540 (office fax)
480-225-5335 (cell)



SAN ANTONIO SILVER STARS

AT&T Center
One AT&T Center
San Antonio, TX 78219

PR Contact: Lindsey Campbell
Email: lcampbell@attcenter.com
210-444-5738 (office)
210-444-5737 (office fax)
210-998-9000 (cell)



SEATTLE STORM

3421 Thorndyke Ave. W.
Seattle, WA 98119

PR Contact: Susan Reid
Email: sreid@stormbasketball.com
206-272-2706 (office)
206-281-5817 (office fax)
858-864-2090 (cell)

Additional PR Contact: Carrie Krueger

Email: ckrueger@stormbasketball.com
206-272-2638 (office)
206-617-0609 (cell)



TULSA SHOCK

Williams Center Tower One
One West Third Street
Suite 1100
Tulsa, OK 74103

PR Contact: Pardeep Toor
Email: ptoor@tulsashock.net
TBD (office)
TBD (office fax)
312-576-1120 (cell)

2011 WNBA REVIEW



2011 OPPONENT STATISTICS, RANK WITHIN LEAGUE

----	ATL	CHI	CT	IND	LA	MIN	NY	PHO	SA	SEA	TUL	WAS
Points/game	10	5	7	3	9	2	4	12	6	1	11	8
FG pct.	8	2	7	4	10	1	6	9	5	3	12	11
FT pct.	10	5	2	1	7	9	8	4	11	6	3	12
3-pt FG pct.	9	4	5	2	3	7	1	10	6	8	12	11
Off. Reb./gm	10	7	8	11	12	1	5	9	6	3	2	4
Def. Reb./gm	9	3t	11	3t	7	2	6	8	12	1	10	5
Rebounds/game	9	5	11	7	10	2	4	8	12	1	6	3
Assists/game	7	6	11	3	10	2	5	12	4	1	9	8
Steals/game	6t	11	4t	6t	4t	1	2	9	3	6t	10	12
Turnovers/gm	1	7	5	4	11	6	2	12	3	10	9	8
Blocks/gm	12	10	2	7	1	3	4t	4t	9	6	8	11
Pers.Fouls/gm	2	9t	3	4	7	6	11	1	5	12	9t	8
DC/game	6t	2t	1	10t	2t	10t	9	2t	2t	10t	6t	6t

2010 COMBINATION TEAM/OPPONENT STATISTICS, RANK WITHIN LEAGUE

----	ATL	CHI	CT	IND	LA	MIN	NY	PHO	SA	SEA	TUL	WAS
Pts/game/diff.	7	9	3	2	10	1	8	4	5	6	12	11
Off. Reb. Pct.	3	5	7	6	11	2	4	8	12	9	10	1
Def. Reb. Pct.	10	6	7	11	12	1	8	5	3	2	4	9
Total Reb. Pct.	3	6	9	10	11	1	4	7	12	5	8	2

2011 MISCELLANEOUS TEAM STATISTICS

TEAM	POINTS PER GAME		FIELD GOAL PERCENTAGE		TURNOVERS PER GAME		REBOUND PERCENTAGES		BELOW 70 PTS.	OVERTIME GAMES	3 PTS. OR LESS	10 PTS. OR MORE
	OWN	OPP.	OWN	OPP.	OWN	OPP.	DEF.	TOT.	OWN	OPP.	W	L
Atlanta	82.5	80.8	.446	.431	15.0	17.4*	.321	.705	.513	3	7	1 2 4 0 7 7
Chicago	74.2	75.2	.438	.418	17.6	14.7	.285	.717	.501	12	10	1 0 3 3 7 8
Connecticut	80.1	76.8	.424	.429	13.1	15.5	.275	.716	.496	7	8	1 3 3 3 8 7
Indiana	77.7	73.8	.443	.424	14.8	15.9	.275	.684	.480	8	13	0 1 3 2 11 5
Los Angeles	77.1	80.3	.445	.447	15.2	13.6	.266	.676	.471	8	6	2 2 1 3 4 11
Minnesota	81.5	73.6	.461	.413*	12.9	14.9	.329	.765*	.547*	4	16	0 0 3 1 17 3
New York	76.0	74.8	.433	.429	14.8	16.9	.311	.711	.511	9	12	2 0 5 3 7 5
Phoenix	89.0*	86.0	.461*	.440	15.4	13.6	.275	.719	.497	1	2	1 2 1 4 8 5
San Antonio	77.6	75.5	.430	.427	12.8*	16.1	.203	.725	.464	10	12	2 0 2 4 11 8
Seattle	71.6	69.9*	.438	.418	16.1	14.2	.271	.735	.503	15	15	0 0 3 3 12 5
Tulsa	69.2	82.1	.396	.484	17.1	14.3	.268	.724	.496	16	2	0 1 1 0 2 19
Washington	70.8	78.8	.406	.465	16.9	14.5	.334*	.708	.521	15	5	2 1 1 4 2 13

COMPOSITE:
204 games 77.3 .435 15.1 .285 .715 108 108 12 30 96

* - League Leader

REBOUND PERCENTAGES

OFF. - Percentage of a given team's missed shots which that team rebounds.
DEF. - Percentage of opponents' missed shots which a given team rebounds.
TOT. - Average of offensive and defensive rebound percentages.

2011 WNBA PLAYOFFS

WESTERN CONFERENCE SEMIFINALS

#1 Minnesota Lynx def. #4 San Antonio Silver Stars
Game 1: Minnesota 66, San Antonio 65
Game 2: San Antonio 84, Minnesota 75
Game 3: Minnesota 85, San Antonio 67

#3 Phoenix Mercury def. #2 Seattle Storm
Game 1: Seattle 80, Phoenix 61
Game 2: Phoenix 92, Seattle 83
Game 3: Phoenix 77, Seattle 75

WESTERN CONFERENCE FINALS

#1 Minnesota Lynx def. #3 Phoenix Mercury
Game 1: Minnesota 95, Phoenix 67
Game 2: Minnesota 103, Phoenix 86

EASTERN CONFERENCE SEMIFINALS

#1 Indiana Fever def. #4 New York Liberty
Game 1: Indiana 74, New York 72
Game 2: New York 87, Indiana 72
Game 3: Indiana 72, New York 62

#3 Atlanta Dream def. #2 Connecticut Sun
Game 1: Atlanta 89, Connecticut 84
Game 2: Atlanta 69, Connecticut 64

EASTERN CONFERENCE FINALS

#3 Atlanta def. #1 Indiana
Game 1: Indiana 82, Atlanta 74
Game 2: Atlanta 94, Indiana 77
Game 3: Atlanta 83, Indiana 67

WNBA FINALS

#1 Minnesota def. #3 Atlanta
Game 1: Minnesota 88, Atlanta 74
Game 2: Minnesota 101, Atlanta 95
Game 3: Minnesota 73, Atlanta 67

2011 AWARD WINNERS

ALL-WNBA FIRST TEAM (SELECTED BY POSITION)

Tamika Catchings Indiana Fever Forward
Angel McCoughtry Atlanta Dream Forward
Tina Charles Connecticut Sun Center
Diana Taurasi Phoenix Mercury Guard
Lindsay Whalen Minnesota Lynx Guard

ALL-WNBA SECOND TEAM (SELECTED BY POSITION)

Penny Taylor Phoenix Mercury Forward
Seimone Augustus Minnesota Lynx Forward
Sylvia Fowles Chicago Sky Guard
Sue Bird Seattle Storm Guard
Cappie Pondexter New York Liberty Guard

WNBA Most Valuable Player:

Tamika Catchings (Indiana Fever)

Kim Perrot Sportsmanship Award:

Sue Bird (Seattle Storm)
Ruth Riley (San Antonio)

WNBA Coach of the Year:

Cheryl Reeve (Minnesota Lynx)

WNBA Defensive Player of the Year:

Sylvia Fowles (Chicago Sky)

WNBA Rookie of the Year presented:

Maya Moore (Minnesota Lynx)

WNBA Most Improved:

Kia Vaughn (New York Liberty)

WNBA Sixth Woman of the Year:

DeWanna Bonner (Phoenix Mercury)

Peak Performers:

Scoring: Diana Taurasi (Phoenix Mercury)
Rebounding: Tina Charles (Connecticut Sun)
Assists: Lindsay Whalen (Minnesota Lynx)

ALL-DEFENSIVE FIRST TEAM (SELECTED BY POSITION)

Tamika Catchings Indiana Fever Forward
Rebekkah Brunson Minnesota Lynx Forward
Sylvia Fowles Chicago Sky Center
Tanisha Wright Seattle Storm Guard
Angel McCoughtry Atlanta Dream

ALL-DEFENSIVE SECOND TEAM (SELECTED BY POSITION)

Sancho Lyttle Atlanta Dream Forward
Swin Cash Seattle Storm Forward
Tina Charles Connecticut Sun Center
Armitie Price Atlanta Dream Guard
Katie Douglas Indiana Fever Guard

ALL-ROOKIE TEAM

Maya Moore Minnesota Lynx Forward
Danielle Robinson San Antonio Silver Stars Guard
Courtney Vandersloot Chicago Sky Guard
Danielle Adams San Antonio Silver Stars Forward
Liz Cambage Tulsa Shock Center

MEDIA INFORMATION



GENERAL MEDIA INFORMATION

GENERAL MEDIA INFORMATION

The following media guidelines have been established to assist you in your coverage of the Storm and to provide a professional, comfortable working environment for all members of the media.

PR HOTLINE 206-281-5847

If you have any questions or interview requests, please contact the Storm PR Hotline.

KEYARENA is located on the grounds of the Sattle Center. From I-5 (north or southbound) take the Mercer Street exit and follow the signs marked "Seattle Center." The arena is approximately 25 minutes north of the airport.

MEDIA ENTRANCE is located through Parking Lot 4 on the south side of KeyArena (corner of Warren Street and Thomas Street).

CREDENTIALS may be requested by calling the public relations department 24 hours prior to the game. Credentials are issued to accredited members of the media who are on assignment to cover a specific game. Please confirm your credential request prior to arriving at the game. Credentials should be used for work at all times and are non-transferable. Unauthorized use of a credential may subject the bearer to ejection from the arena and forfeiture of the credential.

PARKING is available on a limited basis and may be arranged by phoning the public relations department.

TELEPHONES are provided in the media workroom and on a limited basis at courtside. If you need a dedicated phone line, call the public relations department to make arrangements.

SEATING is located at courtside, on the second level of the west side of the arena and in all media sections. Please do not switch seating without approval from a member of the public relations department. Seating charts can be found at the media entrance and in the media workroom.

PHOTOGRAPHERS Please be considerate of season-ticket holders seated directly behind you. For the safety of players and in accordance with league rules, photographers must remain at least four feet behind the baseline at all times. Remote cameras and tripods are not permitted. Use of a flash is prohibited. Rubber lens shades are required on all lenses for still photographers, broadcasters, news and entertainment video and film crews.

THE MEDIA ROOM is located on the lower west concourse directly above the visitors' locker room. The room opens two hours prior to each game and is equipped with telephones, outlets, a fax machine, Storm game notes, league statistics and scores from other WNBA games.

LOCKER ROOMS are located on the west side at court level. In accordance with WNBA policy, locker rooms will be open for a 30 minute period ending one hour before the start of a game. Locker rooms are reopened to the media after the game no later than 10 minutes following the game's conclusion and remain open for a minimum of 30 minutes. Following the 30 minute media access period, locker rooms will be closed for a 20-30 minute period to allow players to shower and dress, and the locker rooms then may again be opened to the media.

INTERVIEW REQUESTS that require special accommodations should be made ahead of time by calling the PR Hotline at 206-281-5847.

GAME NOTES AND STATISTICS are available in the media room two hours before each game, during the game and postgame. Statistics are distributed to the media seating area after each quarter.

PRACTICE TIMES AND POLICIES may be obtained by contacting the public relations department. The Storm practice at Royal Brougham Pavilion at Seattle Pacific University located at 3414 Third Ave. W., Seattle. Media should enter through Third Ave. W. entrance designated marked the Seattle Storm logo.

STATISTICIANS for radio and television broadcasts may be arranged by contacting the public relations department.

PLAYOFF INFORMATION may differ from the regular season due to increased media coverage. Should the Storm qualify for the postseason, information regarding the playoffs may be obtained by contacting the public relations department.

SEATTLE-AREA MEDIA OUTLETS

PRINT MEDIA

Associated Press
3131 Elliott Ave.
Ste. 750
Seattle, WA 98121
(206) 682-1812

Sports Writer: Tim Booth
Photographer: Elaine Thompson

Seattle P-I
101 Elliott Ave. W.
Seattle, WA 98119
(206) 448-8000

Sports Producer: Nick Eaton
Photo Editor: Josh Trujillo

Seattle Times
1120 John St.
Seattle, WA 98109
(206) 464-2111

Editor: Don Shelton
Asst. Editor: Bill Reader
Beat Writer: Jayda Evans
Columnist: Jerry Brewer
Columnist: Steve Kelley
Photo Editor: TBD

The News Tribune
1950 South State St.
Tacoma, WA 98411
(253) 597-8742

Team Leader: Paul Miller
Team Leader: Darrin Beene
Columnist: Dave Boling
Columnist: John McGrath
Photo Editor: Jeremy Harrison

The Kitsap Sun
545 Fifth St.
Bremerton, WA 98337
(360) 792-9200

Editor/Columnist: Chuck Stark

The Olympian
P.O. Box 407
Olympia, WA 98507
(360) 754-5432

Editor: Jerry Wakefield
Asst. Editor: Adam Thaler

Radio Broadcast Media

**CBS Radio II
KZOK FM,
KJAQ FM, KPTK AM,
HD1, HD2**
1000 Dexter Ave N
Suite 100
Seattle, WA 98109
(206) 805-1225

Program Director: Carey Curelop
Storm Talent: Dick Fain
Storm Talent: Adia Barnes

KJR Radio (950 AM)
351 Elliott Ave. W.
Ste. 300
Seattle, WA 98119
(206) 494-2000

Program Director: Rich Moore
Sports Director: Jason Puckett
Producer: Joshua Sabrowsky
Talent: Ian Furness
Talent: Mike Gastineau
Talent: Dave Grosby
Talent: Mitch Levy
Talent: Dave Mahler
Talent: Elise Woodward

KIRO Radio (97.3 FM)
1802 Eastlake Ave. E.
Seattle, WA 98102
(206) 726-7000

Talent: Bill Swartz
Program Director: Rod Arquette

710 ESPN Seattle
1802 Eastlake Ave. E.
Seattle, WA 98102
(206) 726-7000

Program Director: Rod Arquette
Asst. Program Director:
Owen Murphy
Producer: Jessamyn McIntyre
Producer: Colin Paisley
Talent: Kevin Calabro
Talent: Chris Cashman
Talent: Shannon Drayer
Talent: Brock Huard
Talent: Matt Pitman
Talent: Mike Salk

KOMO Radio (1000 AM)
140 4th Ave. W., 4th Floor
Seattle, WA 98109
(206) 404-5666

Sports Director: Tom Glasgow
Talent: Tom Hutylar
Talent: Mark Aucutt
Editor: Jeremy Grater
Editor: Frank Lenzi

**TELEVISION
KING-TV (NBC Ch. 5)**
333 Dexter Ave. N.
Seattle, WA 98109
(206) 448-3850

Director/Talent: Paul Silvi
Producer: Joel Knip
Producer: Chris Swanson
Producer: Tony White
Talent: Chris Egan
Talent: Andrea Nakano

KIRO-TV (CBS Ch. 7)
2807 Third Ave.
Seattle, WA 98121
(206) 728-8307

Producer/Talent:
Gaard Swanson
Talent: Chris Francis

KOMO-TV (ABC Ch. 4)
140 Fourth Ave. N.
Seattle, WA 98109
(206) 404-4164

Producer/Talent: Mike Ferreri

KCPQ-TV (Fox Ch. 13)
1813 Westlake Ave. N.
Seattle, WA 98109
(206) 674-1305

Produce/Talentr: Aaron Levine

FSN Northwest
3626 156th Ave. S.E.
Bellevue, WA 98006
(425) 641-0104

Coordinating Producer:
Tim McQuillan
Coordinating Producer:
Todd Mossburg
Producer: Jon Bradford
Talent: Brad Adam
Talent: Angie Mentink
Talent: Jen Mueller
Assign. Editors:
Editor: Pike Parker
Assign. Editors:
Bryon Washington

Northwest Cable News
333 Dexter Ave. North
Seattle, WA 98109
(206) 448-3616

Director/Talent: Paul Silvi
Producer/Talent: Chris Egan



DICK FAIN

Radio Play-By-Play Announcer

Dick Fain is entering his fifth year as the "Voice of the Storm". Dick worked alongside David Locke and Elise Woodward and was the sideline reporter as well as fill-in play-by-play and color analyst from 2002-2006 and was part of the broadcast team during the WNBA championship run in 2004 and 2010. Dick has spent 14 years at Sports Radio 950 KJR, where he has served as show host and Sports Director. He also serves as a play-by-play voice for the Seattle University men's basketball team. Dick graduated from the University of Washington in 1996 with a degree in broadcast journalism after attending Mount Rainier High School in Des Moines where he continues to serve as a Varsity Boys' Basketball coach. Dick is a lifelong resident of the Seattle area. He and his wife Janna live in the Seattle suburb of Normandy Park.



ADIA BARNES

Radio Color Analyst

Former Storm player Adia Barnes is in her sixth season as the color analyst. She will team with Dick Fain this season on the Storm's radio partner, 1150 AM KKNW. The seven-year WNBA veteran spent the 2002-2004 seasons in Seattle. Drafted in 1998 by the Sacramento Monarchs, Barnes played with four different teams and finished her career averaging 3.8 points and 2.6 rebounds per game. In addition to her work for the Storm, Barnes has also appeared as a broadcaster on NBA TV. Most recently, she was hired as an assistant coach for the University of Washington women's basketball team.

WNBA FACT SHEET

League: Women's National Basketball Association
 League Office: 645 Fifth Ave; New York, NY 10022

WNBA Teams:

EASTERN CONFERENCE

Atlanta Dream
 Chicago Sky
 Connecticut Sun
 Indiana Fever
 New York Liberty
 Washington Mystics

WESTERN CONFERENCE

Los Angeles Sparks
 Minnesota Lynx
 Phoenix Mercury
 San Antonio Silver Stars
 Seattle Storm
 Tulsa Shock

History: On April 24, 1996, women's basketball announced "We Got Next" as the NBA Board of Governors approved the concept of a Women's National Basketball Association (WNBA) to begin play in June 1997.

Since that day in 1996, there have been many firsts for the WNBA:

Val Ackerman -- the first president of the WNBA

Sheryl Swoopes -- the first player signed to the WNBA

Cynthia Cooper -- the league's first Most Valuable Player

Houston Comets -- the first WNBA champions

Lisa Leslie -- the first WNBA player to dunk (July 30 2002 vs. Miami)

Lauren Jackson -- the first international player to win MVP (2007)

Candace Parker -- the first rookie to earn the league's MVP honor (2008)

Sylvia Fowles -- the first goaltending call (June 3, 2008 vs. L.A.)

The inaugural WNBA season tipped off on June 21, 1997, with the New York Liberty taking on the Los Angeles Sparks at the Great Western Forum in Inglewood, Calif. A crowd of 14,284 watched as Sparks guard Penny Toler scored the first basket in WNBA history. The Liberty defeated the Sparks, 67-57.

Fifteen years later, in a rematch of those same two teams at Staples Center in Los Angeles, the increased skill, talent, and athleticism of WNBA players was evident as the Sparks, led by center/forward Candace Parker, defeated the Liberty 96-91. In 2011, the league also selected its "Top 15 Players of All Time." Voting was conducted among fans, media, and current players and coaches. Those named to the list were Sue Bird, Tamika Catchings, Cynthia Cooper, Yolanda Griffith, Becky Hammon, Lauren Jackson, Lisa Leslie, Ticha Penicheiro, Cappie Pondexter, Katie Smith, Dawn Staley, Sheryl Swoopes, Diana Taurasi, Tina Thompson, and Teresa Weatherspoon,

A Growing Game:

The influence of the WNBA can be seen in the explosive growth of organized women's basketball over the past 14 seasons. An estimated 100 million women play basketball worldwide, and the league reflects this trend, featuring 15 international players from six countries and territories at the start of the 2011 season. Female AAU youth basketball participation has increased 277 percent since 1991 (from 28,840 to 108,758 players). Female high school basketball participation has increased 17 percent since 1991 (from 387,802 to 456,967 players). And female NCAA basketball participation has increased 43 percent since 1991 (from 10,551 to 15,096 players).

Key Personnel:

Laurel J. Richie -- President
 Renee Brown -- Chief of Basketball Operations and Player Relations
 Christine Godleski -- Chief Operating Officer
 Jamin Dershowitz -- General Counsel
 Dee Kantner -- Supervisor of Officials

Key Players:

Top veterans: Seimone Augustus (Lynx), Sue Bird (Storm), Rebekkah Brunson (Lynx), Swin Cash (Sky), Tamika Catchings (Fever), Tina Charles (Sun), Katie Douglas (Fever), Candice Dupree (Mercury), Sylvia Fowles (Sky), Becky Hammon (Silver Stars), Lindsey Harding (Dream), Lauren Jackson (Storm), Asjha Jones (Sun), Crystal Langhorne (Mystics), Angel McCoughtry (Dream), Maya Moore (Lynx), Candace Parker (Sparks), Cappie Pondexter (Liberty), Diana Taurasi (Mercury), Penny Taylor (Mercury), Tina Thompson (Storm), Lindsay Whalen (Lynx), Sophia Young (Silver Stars).

Rising young stars:

Matee Ajavaon (Mystics), Danielle Adams (Silver Stars), DeWanna Bonner (Mercury), Liz Cambage (Shock), Essence Carson (Liberty), Renee Montgomery (Sun), Epiphanny Prince (Sky), Danielle Robinson (Silver Stars), Courtney Vandersloot (Sky), Kia Vaughn (Liberty)

Key Stats:

Ball size: 28.5" (high school and NCAA women's)
 3-point line: 20'6 1/4" (International)
 Length of game: Four 10-minute quarters

All-Star Game:

The San Antonio Silver Stars and the AT&T Center hosted the 2011 WNBA All-Star Game presented by adidas in San Antonio on Saturday, July 23, 2011.

The first WNBA All-Star Game was held in New York at Madison Square Garden in 1999. The Garden also hosted the event in 2003 and in 2006. Washington's Verizon Center (2002, 2007) is the other venue to host the game multiple times. Other All-Star Games were played in Phoenix (2000), Orlando (2001), and at Mohegan Sun Arena in Uncasville, Conn. (2009). Due to the Olympics, no All-Star Game was held in 2004 and 2008, although Radio City Music Hall in New York City was the site of an exhibition game on August 5, 2004, as the U.S. National Team, comprised mainly of WNBA greats, faced a squad of WNBA All-Stars in "WNBA vs. USA Basketball: The Game at Radio City." In 2010, the WNBA held a special event called "WNBA vs. USA Basketball: The Stars at the Sun" at Mohegan Sun Arena in order to accommodate the FIBA World Championship schedule.

Inspiring Women:

The Inspiring Woman Award is an annual honor that celebrates an individual who, on a daily basis, demonstrates her ability to inspire others through her commitment, passion and dedication to work, family, and community. Past honorees include Emmy-award winning news anchor Katie Couric (2011), U.S. Ambassador to the United Nations Susan Rice (2010), Emmy-award winning journalist Cokie Roberts (2009), Good Morning America's Robin Roberts (2008), Secretary of State Condoleezza Rice (2007), and the WNBA All-Decade Team (2006).

Dawn Staley Award:

The Dawn Staley Community Leadership Award was announced in 2006 and is now presented annually to the player who best exemplifies the characteristics of a leader in the community and reflects Staley's contagious leadership, spirit, charitable efforts, and love for the game.

Winners include Charde Houston (2010), Chamique Holdscaw (2009), Tamika Raymond (2008), and Tamika Catchings (2007). A member of the WNBA's All-Decade Team, Staley, who retired following the 2006 season, established herself as one of the greatest ambassadors in women's basketball history, while also demonstrating outstanding leadership qualities as a coach on the collegiate level and as a philanthropist and humanitarian.

Marketing: The WNBA maintains marketing, promotional, and media partnerships with a variety of top companies, each with varying levels of activation and integration in league operations.

Marketing and Promotional Partners: adidas, American Express, Bacardi, BBVA, Boost Mobile, CieAura, Coca-Cola, Deuce Brand, EA Sports, Gatorade, General Mills/Wheaties, Growums, Hayworth, HP, InterContinental Hotels Group (IHG) Hotels, Jamba Juice, NewTek, Nike, Panasonic, Pepperidge Farm, Pirate's Booty, Russell Athletic, Sanofi Aventis, Sanofi Pasteur, Spalding

Media Partners: USA Today, Parenting Group, Essence, Heart & Soul

The WNBA's marketing partners utilize the league to support women's sports and reach its strong fanbase of women, families, and young girls through advertising in WNBA nationally televised games, national promotions, player endorsements, and special events.

On Aug. 22, 2011 the WNBA and Boost Mobile, an industry leader in no-contract wireless service, announced a landmark multiyear marketing partnership that makes Boost Mobile the first leaguewide marquee partner of the WNBA. As the league's most prominent partner, Boost Mobile is tied closely to the WNBA brand on a national level. As part of this partnership, the Boost Mobile brand is prominently featured on the front of the game jerseys of 10 teams. Additionally, special programming highlighting the "WNBA's Top 15 Moments presented by Boost Mobile" is included as part of the league's 15th season celebration.

The WNBA has an extensive, highly integrated relationship with adidas. The sporting goods and apparel giant has served as the official outfitter of the WNBA, having unveiled new uniforms across the league in 2007 and again in 2011. In 2008, adidas became the first-ever presenting partner of the WNBA's entire postseason, including both the playoffs and Finals, and was the presenting partner for the 2011 WNBA All-Star Game.

Five WNBA teams have entered the league's Marquee Partnership program, which includes multiyear deals featuring branded sponsorship of game jerseys – the Phoenix Mercury partnering with LifeLock, the Los Angeles Sparks with Farmers Insurance Group, the Seattle Storm with Microsoft search engine Bing, the New York Liberty with Foxwoods Resort Casino, and the Washington Mystics with Inova Health System.

Attendance /TV Ratings: In 2011, WNBA attendance increased for the fifth consecutive year and regular-season TV viewership on ESPN2 reached its highest level since 2005, as fans responded to one of the most compelling seasons in the league's 15-year history.

Viewership for the league's showcase events also increased. Viewership for the WNBA All-Star Game on ABC was up 46 percent vs. the last All-Star on ABC in 2009 (there was no All-Star Game in 2010). Viewership for the 2011 WNBA Finals was up four percent over the 2010 championship series. U.S. ratings for the first round of the 2011 WNBA Draft on ESPN increased 47 percent vs. the first round of 2010 Draft on ESPN2.

The WNBA's broadcast coverage in 2011 included more than two dozen high-definition regular-season playoffs and Finals games on ESPN2 and ABC, as well as 70 regular-season games and up to six playoff games on NBA TV. In addition, all WNBA games were available online via WNBA LiveAccess unless: (a) They were televised on ABC or ESPN2 – in which case they streamed live on ESPN3.com and were later archived to WNBA.com, or (b) Their game window fell within a national broadcast window on ABC or ESPN2.

In July 2007, the WNBA signed a new, eight-year TV deal with ESPN that tipped off in 2009 and runs through 2016, the WNBA's 20th season. The agreement, which calls for ABC, ESPN, and ESPN2 to telecast WNBA games, includes rights fees, a first for any women's professional team sports league in the U.S.

Digital/Social Media: WNBA Digital assets continued to increase in popularity as WNBA.com saw continued growth during the 2011 season, with daily unique visits up 13 percent and overall visits up 11 percent. WNBA games streamed online at WNBA.com via LiveAccess saw a 55 percent increase in unique users. In terms of social media, the WNBA YouTube channel experienced a 35 percent increase in video views this season. The WNBA Facebook page (www.Facebook.com/wnba) saw an 11 percent increase in fans.

Global Reach: The WNBA has a wide impact on overseas markets. In 2011, WNBA games and programming reached a record 203 countries in 25 languages. In addition, for the sixth consecutive year, fans around the globe are able to view WNBA action via live Webcasts on WNBA.com. End-of-season 2011 WNBA rosters featured 15 international players from seven countries and territories. Among the league's international contingent are the three-time MVP, Seattle Storm forward/center Lauren Jackson (Australia), the Indiana Fever's Tammy Sutton-Brown (Canada), the San Antonio Silver Stars' Sophia Young (St. Vincent), the Los Angeles Sparks' Ticha Penicheiro (Portugal), and Tulsa's Liz Cambage (Australia), whom the Shock selected with the No. 2 overall pick in the 2011 Draft.

WNBA Draft: The 2012 WNBA Draft presented by Boost Mobile took place on April 16 at ESPN headquarters in Bristol, Conn. It was the second straight year in which the league's draft was held on the ESPN campus. The Los Angeles Sparks selected Stanford University forward Nnemkadi Ogumike as the No. 1 overall pick. The Seattle Storm selected Shekinna Stricklen second, the Minnesota Lynx tabbed Devereaux Peters third, the Tulsa Shock chose Glory Johnson fourth, and the San Antonio Silver Stars took Jantel Lavender fifth to round out the first five selections. In 2011, Maya Moore, selected No. 1 overall by the Lynx, went on to become the fifth top pick in the past six seasons to win Rookie of the Year honors.

Ownership: Six WNBA teams now fall under the independent ownership model: the Atlanta Dream, Chicago Sky, Connecticut Sun, Los Angeles Sparks, Seattle Storm, and Tulsa Shock.

The Tulsa Shock (formerly Detroit), which began play in Tulsa in 2010, is owned by Tulsa Pro Hoops L.L.C. The Connecticut Sun, which began operation in 2003 after relocating from Orlando, is owned by the Mohegan Tribe. The Chicago Sky is owned by Michael Alter.

Entering the 2012 season, 10 women also serve as majority or minority owners of WNBA teams: Dr. Sheila Johnson (Washington Mystics); Paula Madison, Kathy Goodman and Carla Christofferson (Los Angeles Sparks); Mary Brock and Kelly Loeffler (Atlanta); and Dawn Trudeau, Ginny Gilder, and Lisa Brummel of Force 10 Hoops L.L.C. (Seattle Storm). A 10th, musical artist Michelle Williams, formerly of "Destiny's Child," is a minority owner of the Chicago Sky.

Key Highlights: On, Aug. 26, 2011, retired three-time league MVP Lisa Leslie became the first former WNBA player to become part owner of a team when she joined the existing ownership group of the Los Angeles Sparks led by Paula Madison and investors Kathy Goodman and Carla Christofferson.

In 2010, Tina Thompson of the Los Angeles Sparks became the all-time scoring leader with 6,413 points, surpassing her former teammate, Lisa Leslie (6,263) who retired following the 2009 season.

Tina Charles won the 2010 WNBA Rookie of the Year award after averaging 15.5 ppg, 11.7 rpg, and 1.7 bpg, while also setting league records for most rebounds (398) and doubles-doubles (22) in a season.

Lauren Jackson won the 2010 WNBA MVP presented by Kia Motors award and also took home 2010 WNBA Finals MVP honors.

Jackson also became the third player to earn WNBA MVP honors three times (2003, 2007, 2010), joining the Sparks' Lisa Leslie (2001, 2004, 2006) and the Houston Comets' Sheryl Swoopes (2000, 2002, 2005). Houston's Cynthia Cooper earned the award twice (1997, 1998). The others to capture MVP honors are the Sacramento Monarchs' Yolanda Griffith (1999), the Sparks' Candace Parker (2008, when she became the first rookie in league history to earn the award), and the Phoenix Mercury's Diana Taurasi (2009).

Lisa Leslie of the Los Angeles Sparks became the first – and only – WNBA player to capture the regular-season, All-Star, and Finals MVP awards in the same season (2001).

Candace Parker became the first WNBA player to win Rookie of the Year and Most Valuable Player in the same season (2008). The first selection in the 2008 WNBA Draft, she earned both honors after leading the league in double-doubles and rebounds per game, while also ranking second in blocks per game and fourth in points per game.

Lauren Jackson became the WNBA's youngest (26 years, 77 days) and fastest (209 games) to score her 4,000th career point on July 27, 2007. Diana Taurasi subsequently surpassed Jackson as the fastest to 4,000 points in terms of fewest games played when she reached the milestone on July 27, 2009 in just 197 games.

Taurasi rewrote the WNBA scoring records in 2006 when she led the league with 25.3 points per contest, became the first WNBA player to top 800 points in a single season (860), and the single-season mark for three-point field-goals (121), and the single-game mark for points (47, a number later equaled by the Storm's Lauren Jackson in 2007).

Sheryl Swoopes, who earned MVP and Defensive Player of the Year honors in 2000 and 2002, recorded the league's first triple-double (14 points, 15 rebounds, 10 assists) vs. the Detroit Shock on July 27, 1999.

Lisa Leslie became the first player to dunk in a WNBA game when she did so on July 30, 2002 versus the Miami Sol. Candace Parker, also of the Sparks, was the second, dunking versus the Indiana Fever on June 22, 2008.

WNBA Cares: Through the WNBA Cares initiative, the league is deeply committed to creating programs that improve the quality of life for all people, with a special emphasis on promoting health and wellness, youth and family development, and education. WNBA teams and players donate countless dollars and hours each year through league programs including WNBA FIT, Breast Health Awareness, and WNBA Green.



WNBA TIMELINE

April 24, 1996 Women's basketball announces "We Got Next" as the NBA Board of Governors approves the concept of a WNBA.

August 7, 1996 Val Ackerman is named first president of the WNBA.

October 23, 1996 Houston Comets forward Sheryl Swoopes becomes the first player signed by the WNBA.

October 30, 1996 WNBA announces eight teams to compete in the inaugural season – Charlotte, Cleveland, Houston, Los Angeles, New York, Phoenix, Sacramento and Utah.

January 22, 1997 The league's first 16 players are allocated to teams, an elite group comprised of Olympians and collegiate stars.

April 19, 1997 WNBA and Spalding introduce the league's official orange-and-oatmeal game ball during WNBA Pre-Draft Camp at Disney's Wide World of Sports complex in Orlando.

April 28, 1997 Tina Thompson is the first No. 1 draft pick, selected by the Houston Comets in the inaugural WNBA Draft.

June 21, 1997 The New York Liberty and the Los Angeles Sparks tip-off the first WNBA game at the Great Western Forum in Los Angeles. Sparks guard Penny Toler scores the league's first basket at 19:01. New York wins 67-57.

June 23, 1997 Utah Starzz becomes first team to pass the 100-point mark in a 102-89 victory over the Los Angeles Sparks.

July 2, 1997 New York Liberty center Rebecca Lobo wins her 100th consecutive personal victory when the Liberty defeat the Houston Comets 70-67. Winning streak comprises Lobo's 35-0 senior season at the University of Connecticut, 60-0 as member of U.S. Olympic Team and 5-0 as a member of the Liberty. The streak ends at 102.

August 30, 1997 The Houston Comets become the first WNBA Champions, employing the unstoppable Cynthia Cooper and a suffocating defense for a 65-51 victory over the New York Liberty at The Summit.

October 1, 1997 The WNBA announces that franchises in Detroit and Washington will join the fold as expansion teams for the 1998 season.

April 22, 1998 The league announces the addition of expansion teams in Orlando and Minnesota for the 1999 season, bringing the total number of teams to 12.

June 19, 1998 Los Angeles Sparks center Lisa Leslie sets a WNBA record by pulling down 21 rebounds in the Sparks' victory over the New York Liberty.

June 21, 1998 Lisa Leslie notches her seventh-straight double-double, setting a WNBA record.

July 18, 1998 Houston's Cynthia Cooper becomes the first player to reach 1,000 points during Comets' 75-44 rout of the Sacramento Monarchs.

July 29, 1998 Sacramento Monarchs guard Ticha Penicheiro dishes out 16 assists in a 75-67 loss vs. the Cleveland Rockers to set a WNBA record.

August 29, 1998 In Game 2 of the WNBA Finals, the Houston Comets, trailing the Phoenix Mercury 1-0 in the best-of-three series, erases a 12-point deficit in the final 7:24 to force overtime. Houston wins the series and claims its second of four titles.

April 29, 1999 The WNBA and WNBPAA reaches final accord as the league's first Collective Bargaining Agreement is signed.

June 7, 1999 WNBA announces the addition of four expansion teams for the 2000 season – Indiana, Miami, Portland and Seattle. The WNBA family now includes 16 teams.

June 29, 1999 The Sacramento Monarchs and the Minnesota Lynx combine for a WNBA-record 21 three-pointers (10 by Sacramento, 11 by Minnesota) in the Monarchs' 86-72 victory over the Lynx.

July 14, 1999 Whitney Houston sings the National Anthem in front of an electrified crowd on hand at Madison Square Garden to witness the Inaugural WNBA All-Star Game. The West defeats the East 79-61 and Lisa Leslie is named MVP.

July 27, 1999 Sheryl Swoopes records the WNBA's first triple-double with 15 points, 14 rebounds and 10 assists in an 85-46 win over Detroit at the Compaq Center.

September 4, 1999 New York Liberty guard Teresa Weatherspoon nails a shot from beyond the midcourt line with 2.4 seconds remaining to give the Liberty a 68-67 victory over the Houston Comets in Game 2 of the WNBA Finals. The shot sends the series to a decisive Game 3, which the Comets win to claim their third straight WNBA title.

June 7, 2000 Cleveland Rockers forward Eva Nemcova ends her record-streak of 66 consecutive free throws with a miss against Orlando. Nemcova did not miss from the foul line from June 14, 1999 to June 5, 2000.

July 17, 2000 The West defeats the East 73-61 at the 2000 WNBA All-Star Game, hosted by the Phoenix Mercury at America West Arena. Houston's Tina Thompson captures MVP honors.

August 25, 2000 Cleveland Rockers guard Suzie McConnell Serio is named the recipient of the first Kim Perrot Sportsmanship Award presented by American General, named in honor of Houston's Kim Perrot, who died of cancer in 1999.

August 26, 2000 Cynthia Cooper turns in a clutch performance to earn her fourth WNBA Finals MVP as the Houston Comets claim fourth straight title by defeating the New York Liberty. In Game 1 at Madison Square Garden, Cooper converts a crucial three-point play with 25.4 seconds remaining to push the Comets' lead to five. In Game 2, she scores six of her 25 points in overtime and nine of Houston's final 18 points. It marks Cooper's last appearance in the WNBA Finals. She retires as the WNBA's all-time scoring leader.

June 2, 2001 Houston's Van Chancellor becomes first WNBA coach to record 100 victories as the Comets defeat the Detroit Shock 74-73.

June 7, 2001 Utah Starzz center Margo Dydek records the WNBA's second triple-double, setting a league record for blocked shots in the process as her 12 points, 11 rebounds and 10 blocks leads Utah to an 82-79 win over Orlando.

July 3, 2001 Washington and Seattle battle through quadruple overtime – the longest game in WNBA history – before the Mystics edge the Storm 72-69.

July 7, 2001 Minnesota Lynx guard Katie Smith sets the WNBA single-game scoring record with a 46-point performance, including six three-pointers, in a 100-95 overtime loss to Los Angeles.

July 14, 2001 The West wins the 2001 WNBA All-Star Game in Orlando, defeating the East 80-72. Lisa Leslie earns her second All-Star MVP award.

July 30, 2001 Lisa Leslie scores her 2,538th point to become the WNBA's career scoring leader, surpassing Cynthia Cooper.

August 10, 2001 Katie Smith scores 22 points in Minnesota's 65-51 win over Seattle to break the WNBA single-season scoring record of 686 points set by Cynthia Cooper in 1999.

August 11, 2001 Los Angeles becomes the first team to go undefeated at home for an entire season, finishing 16-0 at the STAPLES Center.

August 27, 2001 The Charlotte Sting, after dropping the opener of the Eastern Conference Finals at home, go into Madison Square Garden and take both games against the Liberty to derail New York's hopes of making a third consecutive trip to the WNBA Finals. Charlotte advances to the Finals after a 1-10 season start.

September 1, 2001 The Los Angeles Sparks claim their first WNBA Championship to give the city of Los Angeles a sweep of professional basketball titles in 2001. Lisa Leslie becomes the first WNBA player to capture all three MVP awards in the same season, joining NBA greats Shaquille O'Neal, Michael Jordan and Willis Reed as the only pro hoopsters to accomplish this feat. Sparks coach Michael Cooper becomes the first person to claim NBA and WNBA titles, having won five championships as a player with the Lakers.

September 1, 2001 The WNBA welcomes its 10 millionth fan prior to Game 2 of the WNBA Finals at the STAPLES Center.

November 13, 2001 The Seattle Storm win the first pick in the 2002 WNBA Draft in the inaugural WNBA Draft Lottery.

June 4, 2002 Katie Smith becomes the WNBA's all-time career leader for three-pointers (233), surpassing Cynthia Cooper (232).

June 5, 2002 Teresa Weatherspoon becomes the first WNBA player to record 1,000 assists during the Liberty's 60-59 victory over the Detroit Shock at Madison Square Garden.

June 8, 2002 The Orlando Miracle and the Cleveland Rockers square off for the longest game in WNBA history. The Miracle claims a 103-99 victory in the 2:57 contest that spans three overtime periods.

June 22, 2002 Utah Starzz forward Natalie Williams records the first 20/20 performance in WNBA history when she scores 22 points and grabs 20 rebounds in Utah's 77-61 win over the Sacramento Monarchs at ARCO Arena.

July 15, 2002 The West earns its fourth straight victory in the 2002 WNBA All-Star Game in Washington, D.C., edging the East 81-76. Lisa Leslie takes All-Star MVP honors for the second straight year and third time in her career.

July 22, 2002 Lisa Leslie becomes the first WNBA player to record 3,000 points during the Sparks' 92-84 victory over Orlando at the STAPLES Center. Leslie records 24 points and 21 rebounds (tying the league record she set on 6/19/98) in the victory.

July 30, 2002 Lisa Leslie becomes the first WNBA player to dunk in a game when she throws down a one-handed breakaway layup with 4:44 remaining in the first half in Los Angeles' 82-73 loss to Miami at the STAPLES Center.

August 9, 2002 Margo Dydek becomes the first WNBA player to record 500 career blocks.

August 15, 2002 Washington Mystics forward Chamique Holdsclaw becomes the first player to lead the league in both scoring (19.9 ppg) and rebounding (11.6 rpg) in a single season.

August 29, 2002 Los Angeles Sparks rookie guard Nikki Teasley nails the game-winning shot in the waning seconds of Game 2 of the WNBA Finals to give the Sparks their second consecutive WNBA Championship, defeating the New York Liberty. Lisa Leslie earns WNBA Finals MVP honors for the second straight year.

October 8, 2002 The NBA Board of Governors votes to restructure the WNBA to allow individual team ownership, to allow teams to be owned by non-NBA

owners and to be located in non-NBA markets.

October 21, 2002 The WNBA announces that the Miracle will be relocated from Orlando to a city to be designated by the WNBA.

November 27, 2002 The Miami Heat organization elects not to assume ownership of the Sol.

December 5, 2002 The WNBA announces that the Utah Starzz will relocate to San Antonio for the 2003 season.

December 30, 2002 The Portland Trailblazers organization elects not to assume ownership of the Fire.

January 10, 2003 San Antonio announces "Silver Stars" as its official team name.

January 28, 2003 The Connecticut Sun join the WNBA for 2003, as the Mohegan Tribe of Indians become the first non-NBA owner in league history. The Orlando Miracle become the Connecticut Sun.

April 24, 2003 The WNBA holds the second annual Draft Lottery and a Dispersal Draft to disseminate players from the Miami Sol and Portland Fire. The Cleveland Rockers win the lottery, while the Detroit Shock make Ruth Riley, formerly of the Sol, the first selection in the Dispersal Draft.

April 25, 2003 At 3 a.m., the WNBA and the WNBAPA sign the league's second Collective Bargaining Agreement. The agreement is for four years, with a league option for a fifth, and gives WNBA players the first free agency rights in the history of women's professional team sports.

April 25, 2003 The league holds the 2003 WNBA Draft, and Cleveland takes Mississippi State's LaToya Thomas as the first overall pick.

May 23, 2003 Chamique Holdsclaw breaks the WNBA record for rebounds in a game grabbing 24 in the Washington Mystics season-opening win over the Charlotte Sting. She also added 22 points and become the first WNBA player to record two 20-point, 20-rebound performances in a career.

June 7, 2003 Seattle Storm center Lauren Jackson becomes the youngest player in WNBA history to reach the 1,000 point milestone at age 22.

June 10, 2003 Minnesota's Katie Smith becomes the first WNBA player to record 300 three-point field goals in her career.

July 12, 2003 The West captures its fifth straight WNBA All-Star victory at New York's Madison Square Garden by defeating the East All-Stars 84-75, while Los Angeles's Nikki Teasley earns MVP honors.

August 25, 2003 Nikki Teasley finishes the year averaging 11.5 points, 6.3 assists, and 5.1 rebounds becoming the first player in WNBA history to average more than ten points, five assists, and five rebounds in a season.

September 14, 2003 Seattle's Lauren Jackson becomes the first international player to win the WNBA's Most Valuable Player award.

September 16, 2003 The Detroit Shock win their first WNBA title against the Los Angeles Sparks in front of a sell-out crowd and record attendance of 22,076. Detroit's Ruth Riley records a career high 27 points in Game Three and earns the series MVP.

September 23, 2003 Rebecca Lobo, one of three original WNBA players, (together with Sheryl Swoopes and Lisa Leslie) signed by the league, retires after a seven-year career.

December 3, 2003 The Phoenix Mercury win the first pick in the WNBA Draft in the 2004 WNBA Draft Lottery.

December 17, 2003 The Board of Governors announces three rules changes. The three-point line moves from 19' 9" to 20' 6¼", and the lane is widened from 12' to the NBA width of 16'. The 30-second shot clock resets to 20 seconds (as opposed to 30 seconds under the previous rule) when a defensive foul or other defensive violation occurs with less than 20 seconds remaining on the shot clock.

January 6, 2004 The WNBA holds a Dispersal Draft to disseminate the players from the Cleveland Rockers. The Phoenix Mercury select forward Penny Taylor with the first overall selection.

April 17, 2004 The league holds the 2004 WNBA Draft, and Phoenix takes the University of Connecticut's Diana Taurasi as the #1 overall pick.

June 17, 2004 Ticha Penicheiro passes Teresa Weatherspoon to take over the number one spot in career assists.

July 29, 2004 Lisa Leslie scores her 4,000th career point and becomes the first WNBA player to reach the milestone.

August 2-31, 2004 The WNBA stops play to give players the opportunity to compete in the 2004 Olympic Games in Athens, Greece.

August 5, 2004 USA Basketball defeats the WNBA All-Stars 74-58 as the two teams face-off in the historic game at Radio City Music Hall in New York City. The game was a send off for the US Women's National Team as they prepared to compete in the 2004 Olympic Games in Athens.

September 10, 2004 Lisa Leslie records the WNBA's third triple-double, tying Margo Dydek's record for blocked shots in the process as her 29 points, 15 rebounds and 10 blocked shots leads Los Angeles to an 81-63 victory over the Detroit Shock.

October 12, 2004 The Seattle Storm win their first WNBA title against the Connecticut Sun before a sell-out crowd of 17,072. For the first time in WNBA history, all three games of the WNBA Finals were sell-outs. Seattle guard Betty Lennox averaged 22.3 points for the three games on her way to earning the series MVP.

December 1, 2004 The Charlotte Sting beat the odds to win the first pick in the 2005 WNBA Draft in the fourth annual WNBA Draft Lottery. Charlotte had only a 9.7 percent chance of capturing the first pick.

February 8, 2005 NBA Commissioner David Stern announces that the WNBA will be expanding to Chicago for the 2006 season. The Chicago Sky becomes the second WNBA team to be owned and run by an entity outside of the NBA. In 2003, the Connecticut Sun became the first independently owned and operated WNBA team.

February 15, 2005 Donna Orender is appointed by David Stern as the second president of the WNBA.

April 16, 2005 The league holds the 2005 WNBA Draft, and Charlotte takes the University of Minnesota center Janel McCarville as the #1 overall pick.

May 24, 2005 Sheila Johnson, co-founder of Black Entertainment Television, becomes the WNBA's first African-American female owner when she joined Ted Leonsis' Lincoln Holdings LLC, which in turn purchased the Washington Mystics from Washington Wizards' owner Abe Pollin.

July 13, 2005 Katie Smith becomes the first woman in U.S. basketball history to score 5,000 points in her professional career (WNBA and ABL).

August 18, 2005 Anne Donovan becomes the first female WNBA coach – and fourth overall in the league – to win 100 games.

September 18, 2005 Sheryl Swoopes becomes the first three-time WNBA Most Valuable Player in league history.

September 20, 2005 The Sacramento Monarchs clinch the 2005 WNBA Championship, bringing the city of Sacramento their first basketball title.

October 24, 2005 The Minnesota Lynx beat the odds to win the first pick in the 2006 WNBA Draft in the fifth annual WNBA Draft Lottery. Minnesota had only a 16.7 percent chance of capturing the first pick.

February 1, 2006 The WNBA announces the 2006 WNBA Draft and Pre-Draft Camp will be held in Boston, site of the NCAA Women's Final Four. The WNBA events will conclude a week-long celebration of women's basketball emanating from Boston.

April 5, 2006 The league holds the 2006 WNBA Draft, and Minnesota takes the Louisiana State University's Seimone Augustus as the #1 overall pick.

June 13, 2006 The WNBA All-Decade Team is selected by fans, a panel of national and WNBA -market media and the league's current players

and coaches. The team is comprised of the 10 best and most influential players from its first 10 years of play. Players named are: Sue Bird, Tamika Catchings, Cynthia Cooper, Yolanda Griffith, Lauren Jackson, Lisa Leslie, Katie Smith, Dawn Staley, Sheryl Swoopes and Tina Thompson. Van Chancellor, who led the Houston Comets to consecutive WNBA championships in the league's first four seasons, was named the WNBA's Coach of Decade.

July 12, 2006 The 2006 WNBA All-Star Game takes place at New York City's Madison Square Garden. Four rookies – Seimone Augustus, Cappie Pondexter, Sophia Young and Candice Dupree – are named All-Stars. The East squad, led by All-Star MVP Katie Douglas of the Connecticut Sun, earns its first-ever victory with a 98-82 decision. Off the court, the inaugural All-Star Salute: Celebrating Inspiration Luncheon is a key highlight of the festivities as former Secretary of State Madeleine Albright is the keynote speaker.

June 23, 2006 In a game against the San Antonio, Los Angeles Sparks center Lisa Leslie scores the 5,000th point in her WNBA career and becomes the first player in WNBA history to reach that milestone.

August 10, 2006 Diana Taurasi scores a WNBA single-game record 47 points in a triple-overtime game against Houston. Taurasi would also finish the 2006 season with new WNBA records for most points in a single-season (860) and highest scoring average in a single season (25.3).

August 30, 2006 As part of the League's 10th Anniversary season, the WNBA Greatest Moment presented by AOL.com is unveiled during Game 1 of the 2006 WNBA Finals. Fans, who were able to log on to www.aol.com/wnba, voted Teresa Weatherspoon's half-court, buzzer-beater – a shot that propelled the New York Liberty to victory in Game 2 of the 1999 WNBA Finals and on to a deciding Game 3 against the Houston Comets – as their favorite moment in the WNBA's 10-year history.

September 3, 2006 Lisa Leslie of the Los Angeles Sparks is named MVP for the third time in her career after having also earned the honor in 2001 and 2004. Leslie joined the Houston Comets' Sheryl Swoopes as the only players in WNBA history to capture MVP honors three times.

September 9, 2006 The 2006 WNBA Finals see the Detroit Shock earn their second league championship when they topped the Sacramento Monarchs in the first WNBA Finals match up ever to reach a fifth and deciding game. The historic game featured a sellout crowd of 19,671 at Joe

Louis Arena in Detroit, the second highest Finals crowd in WNBA history. Detroit's Deanna Nolan is named Finals MVP.

October 26, 2006 The Phoenix Mercury wins the sixth annual Draft Lottery and earns the top pick in the 2007 WNBA Draft. It marks the first time that the team whose odds of winning the top pick were mathematically the smallest actually came away with the #1 pick.

November 7, 2006 The WNBA announces the creation of the Dawn Staley Community Leadership Award. The award will be presented to the player who best exemplifies the characteristics of a leader in the community and will reflect Staley's contagious leadership, spirit, charitable efforts and love for the game.

December 7, 2006 The WNBA Board of Governors approves the sale of the Los Angeles Sparks to an investment group led by Katherine E. Goodman and Carla J. Christofferson.

December 13, 2006 The Charlotte Bobcats Organization announces that it will no longer operate the Charlotte Sting.

January 8, 2007 The WNBA holds a Dispersal Draft to disseminate the players from the Charlotte Sting. The Chicago Sky select guard Monique Currie with the first overall selection.

January 30, 2007 Rule changes are announced for the 2007 season and include the following: the backcourt rule requires offensive teams to bring the ball across the mid-court line within eight seconds rather than 10 seconds; the timeout rule requires that officials grant requests for a timeout (full or 20-second) by a player in the game or the head coach; and the teams will now be able to designate 11 active players and up to two inactive players on playoff rosters, with the ability to activate any inactive players on a game-by-game basis.

January 31, 2007 The WNBA Board of Governors approves the sale of the Houston Comets to Hilton Koch/Hilton Acquisitions, LLC.

February 16, 2007 Electronic Arts announces that six WNBA players are featured in a new videogame NBA STREET Homecourt. Sue Bird, Tamika Catchings, Lauren Jackson, Lisa Leslie, Sheryl Swoopes and Diana Taurasi are the first female professional athletes to ever be featured and go head-to-head with their male counterparts in a videogame.

March 31, 2007 Former University of Texas Head Coach Jody Conradt becomes the inaugural recipient of the WNBA Inspiring Coach Award.

April 4, 2007 The 2007 WNBA Draft presented by adidas takes place in Cleveland, marking the second straight year that the draft was held immediately following the NCAA Women's Division I Championship Game and conducted in the same city as the Final Four. The Phoenix Mercury make Lindsey Harding the top overall pick before trading her to the Minnesota Lynx in exchange for Tangela Smith. The fast-

paced draft earned a place in league history when Jessica Davenport, the second overall pick, was subsequently traded from San Antonio to New York in exchange for all-star guard Becky Hammon and a future selection. It marked the first time in WNBA history that the top two picks were traded on Draft Day.

July 15, 2007 The 2007 WNBA All-Star Game, the league's eighth such contest, is played in front of a sellout audience on July 15 at the Verizon Center in Washington, D.C. A crowd of 19,487 fans witnessed the East defeat the West, 103-99, as Cheryl Ford of the Detroit Shock clinched the MVP honors. A key highlight of the All-Star festivities in 2007 was the second annual All-Star Salute: Inspiring Women Luncheon, featuring keynote speaker and Secretary of State Dr. Condoleezza Rice.

July 15, 2007 Signaling a major milestone in its second decade, the WNBA reaches an eight-year agreement with ESPN to have ABC, ESPN and ESPN2 televise games through the 2016 season. The agreement was announced in conjunction with the 2007 WNBA All-Star Game by Donna Orender, WNBA President, and John Skipper, ESPN Executive Vice President, Content. The agreement extends the WNBA's relationship with ESPN, which began with the league's inaugural season in 1997, to 20 seasons.

July 24, 2007 Seattle's Lauren Jackson scores 47 points in a 97-96 overtime loss to the Washington Mystics, tying Diana Taurasi for the WNBA record for most points in a single game.

July 27, 2007 Lauren Jackson scores her 4,000th career point during a 89-75 win over the Indiana Fever, becoming the youngest and fastest player in league history to reach the milestone. Jackson reaches the milestone in 209 games.

September 5, 2007 Lauren Jackson is named MVP of the league for the second time in her career after having also earned the honor in 2003. Jackson led the WNBA in scoring, rebounding and double-doubles and was also named the WNBA's Player of the Week on five occasions. Jackson joined Lisa Leslie, Sheryl Swoopes and Cynthia Cooper as the only players in WNBA history to capture multiple MVP honors.

September 16, 2007 The 2007 WNBA Finals see the Phoenix Mercury win their first-ever championship behind the play of Diana Taurasi, Penny Taylor and Cappie Pondexter, who was named Finals MVP. The Mercury capped the most exciting WNBA season ever by defeating the defending champion Detroit Shock in five games. It marked the first time that a WNBA Championship has been won on the road, and Mercury head coach Paul Westhead became the first head coach to win both a WNBA title

and an NBA title (1980, Los Angeles Lakers). Total attendance for the 2007 WNBA Finals between the Phoenix Mercury and the Detroit Shock was 74,178, establishing a new all-time WNBA Finals record. In addition, Game 5's crowd of 22,076 at The Palace of Auburn Hills tied the all-time, single-game attendance record for the WNBA Finals (also set on Sept. 16 2003 of the 2003 WNBA Finals, Los Angeles at Detroit).

October 17, 2007 WNBA President Donna Orender announces that the City of Atlanta was awarded a WNBA expansion team for the 2008 season. The new team will be owned and operated by Atlanta businessman J. Ronald Terwilliger.

October 23, 2007 The Los Angeles Sparks win the seventh annual Draft Lottery and earned the top pick in the 2008 WNBA Draft. The Sparks won the lottery for the first time in franchise history, after tying the Minnesota Lynx for fewest wins in 2007.

January 23, 2008 The Atlanta expansion franchise unveils their team name, logo and colors. The Atlanta Dream's color scheme will consist of sky blue and red.

January 28, 2008 The WNBA and the WNBA sign the league's third collective bargaining agreement covering six seasons, commencing with the 2008 season and continuing through 2013.

January 29, 2008 Rule changes are announced for the 2008 season and include the following: the inbound rule will permit a player to pass the ball anywhere (frontcourt or backcourt) on the court during the final minute of the fourth period and the final minute of any overtime period; players not occupying lane spaces shall now remain behind the three-point line (above the free-throw line extended) during free-throws; and instant-replay rules will now require automatic video reviews by the officiating crew in the case of flagrant fouls that result in ejections and other player altercations.

February 6, 2008 The WNBA holds an Expansion Draft to build the inaugural roster of the Atlanta Dream. The Dream selected one player from each team, including Betty Lennox, Katie Feenstra, Erika DeSouza and Kristin Haynie. The Dream also orchestrated trades for Iziene Castro Marques and Ivory Latta.

February 28, 2008 Force 10 Hoops, L.L.C., the entity owned by Seattle businesswomen and civic leaders Anne Levinson, Ginny Gilder, Lisa Brummel and Dawn Trudeau, purchases the Seattle Storm. Seven WNBA teams now fall under the independent ownership model: the Atlanta Dream, Chicago Sky, Connecticut Sun, Houston Comets, Los Angeles Sparks,

Seattle Storm and Washington Mystics.

April 4, 2008 North Carolina State Head Coach Kay Yow is honored with the WNBA's Inspiring Coach Award during the Women's Final Four activities in Tampa, Florida.

April 9, 2008 The 2008 WNBA Draft presented by adidas takes place in Tampa, marking the third year that the draft was held immediately following the NCAA Women's Division I Championship Game and conducted in the same city as the Final Four. Candace Parker, Sylvia Fowles and Candice Wiggins were selected as the top three overall picks.

May 17, 2008 Candace Parker of the Los Angeles Sparks nearly posts a triple-double in her pro debut on vs. Phoenix. She had 34 points, 12 rebounds and 8 assists. Her 34 points broke the record for a rookie in a debut game.

May 29, 2008 On May 29 in a double-overtime loss at Indiana, Candace Parker becomes the first player in WNBA history to record a 5x5, which is total of five or more in five different categories. Parker had 16 points, 16 rebounds, six blocks, five assists and five steals.

June 6, 2008 Tina Thompson of the Houston Comets becomes just the second player in WNBA history to reach the 5,000 point milestone, joining Lisa Leslie.

June 22 & 24, 2008 Candace Parker dunks in back-to-back games, joining Lisa Leslie as the only players to have dunked in a WNBA game.

June 28, 2008 Lisa Leslie of the Los Angeles Sparks becomes the first WNBA player to record 3,000 career rebounds.

July 30, 2008 Robin Roberts, co-anchor of ABC News' Good Morning America, is honored as the recipient of the 2008 WNBA Inspiration Award. Roberts is the keynote speaker at the WNBA Inspiring Women Luncheon in San Francisco, an event that also honored the U.S. Olympic Women's Basketball Team and served as a final send-off to the Beijing for the Olympic Games.

July 28-Aug. 27, 2008 The WNBA stops play to give players the opportunity to compete in the 2008 Olympic Games in Beijing, China. The U.S. Olympic Women's Basketball Team defeated Australia in the gold medal game, while Russia defeated China for the bronze. The United States has now won four consecutive Olympic gold medals.

August 31, 2008 Katie Smith of the Detroit Shock reaches the 5,000 career point milestone, joining Lisa Leslie and Tina Thompson.

September 5, 2008 Ticha Penicheiro of the Sacramento Monarchs becomes the first player in

WNBA history to record 2,000 career assists.

October 3, 2008 Los Angeles Sparks forward Candace Parker is named the Hanns-G 'Go Beyond' Rookie of the Year as well as the WNBA Most Valuable Player presented by T-Mobile. It marks the first time a rookie won both awards in the same year. The top overall pick in the 2008 WNBA Draft, Parker capped a season in which she also earned All-WNBA First Team honors, two Hanns-G 'Go Beyond' Rookie of the Month Awards (May and July), one Player of the Week Award (Aug. 31) and the Peak Performer Rebounding Award.

October 5, 2008 The 2008 WNBA Finals see the Detroit Shock sweep the San Antonio Silver Stars in three games. The Shock earned their third championship in six years. Detroit's Katie Smith was named Finals MVP.

December 2, 2008 The League announces that the Houston Comets, an original member of the WNBA, would suspend operations.

December 9, 2008 The WNBA holds a Dispersal Draft of the Houston Comets players. Teams drafted in inverse order of their regular-season finish in 2008. The Atlanta Dream selected Sancho Lyttle with the first pick, the Washington Mystics chose Matee Ajavon with the second selection and the Chicago Sky took Mistie Williams with the third pick.

December 9, 2008 The Atlanta Dream win the eighth annual WNBA Draft Lottery and earned the top pick in the 2009 WNBA Draft. The winning team had 420 chances out of 1,000 to receive the first overall selection. The lottery went exactly according to odds for the first time in WNBA history.

February 5, 2009 The WNBA Board of Governors votes to allow the expanded use of instant replay by game officials. The two modifications will allow referees to use instant replay 1.) to determine at any point during a game whether a field goal was correctly scored as a two- or three-point field goal, and, for the purposes of awarding the correct number of free throws, whether a shooter was fouled while taking a two- or three-point attempt and 2.) when the game clock malfunctions during a play concluding with no time remaining on the clock (0:00) at the end of any quarter or overtime period.

April 7, 2009 University of Tennessee head coach Pat Summitt is named the recipient of the WNBA's Inspiring Coach Award.

April 9, 2009 The 2009 WNBA Draft presented by adidas takes place at the NBA Entertainment studios in Secaucus, NJ. Angel McCoughtry, Marissa Coleman and Kristi Toliver were selected as the top three overall picks.

May 13, 2009 WNBA LiveAccess, a new feature on WNBA.com that provides fans with free access to more than 200 live game Webcasts, is launched and allows fans around the world to access live game Webcasts on individual team Web sites.

June 1, 2009 The Phoenix Mercury announces a groundbreaking marquee partnership with LifeLock to launch the first-ever branded jersey in WNBA or NBA history. The LifeLock name will appear on the front of Phoenix Mercury player jerseys and on warm-up suits through the 2011 season.

June 5, 2009 The Los Angeles Sparks reach an agreement with the Farmer's Insurance Group of Companies to become the second team to secure a marquee partnership and wear branded jerseys. The Farmer's Insurance Group of Companies name and logo will appear on player jerseys.

June 14, 2009 Tamika Raymond is named the recipient of the 2009 Dawn Staley Community Leadership Award.

July 17, 2009 Sue Bird of the Seattle Storm reaches the 3,000-point plateau, becoming just the third player in league history to score 3,000 points and hand out 1,000 career assists. (Shannon Johnson and Vickie Johnson)

July 29, 2009 Cokie Roberts, political commentator for ABC News, senior news analyst for NPR News, and bestselling author, is honored as the recipient of the 2009 WNBA Inspiration Award. Roberts served as the keynote speaker at the WNBA Inspiring Women Luncheon in Chicago.

August 10, 2009 Lisa Leslie of the Los Angeles Sparks becomes the first player in WNBA history to record 6,000 career points.

August 15, 2009 Lauren Jackson of the Seattle Storm scores her 5,000th point against the Atlanta Dream, becoming the youngest and fastest player in league history to reach the milestone. Jackson joins Lisa Leslie, Tina Thompson and Katie Smith as the WNBA's 5,000 point scorers.

September 5, 2009 Diana Taurasi of the Phoenix Mercury scores her 4,000th point, eclipsing Lauren Jackson as the youngest and fastest player in league history to reach the milestone. Taurasi accomplishes the feat in 197 games.

September 26, 2009 Lisa Leslie tallies 22 points and 9 rebounds in the final game of her WNBA career as the Los Angeles Sparks are defeated by the Phoenix Mercury in the Western Conference Finals. Leslie had previously announced that 2009 would be her final season, and retires as the all-time WNBA leader in points (6,263) and rebounds (3,307).

September 29, 2009 The Mercury's Diana Taurasi wins the WNBA Most Valuable Player Award presented by Kia Motors, marking the first MVP honor of her professional career. Taurasi tallied 20.4 points per game and recorded 20+ points in 20 games in 2009.

October 9, 2009 The Phoenix Mercury defeats the Indiana Fever to clinch the WNBA Championship for the second time in three years. Finals MVP Diana Taurasi, Cappie Pondexter

and Penny Taylor led the Mercury and held off a late rally by the tenacious Indiana Fever for a 94-86 victory in the deciding Game 5. The 2009 WNBA Finals also featured three sellouts plus the highest total attendance figure (82,018) in WNBA Finals history. Overall, average attendance for the 2009 WNBA Playoffs increased 18.5% over 2008 (9,979 vs. 8,420).

October 20, 2009 The Detroit Shock relocates to Tulsa, Oklahoma under the ownership of Bill Cameron, David Box and Tulsa Pro Hoops, LLC. Nolan Richardson is named the team's general manager and head coach.

October 29, 2009 Kathy Betty becomes managing partner of the Atlanta Dream after the investment group Dream Too, LLC purchases the team from Terwilliger.

November 5, 2009 The Minnesota Lynx win the ninth annual WNBA Draft Lottery and earned the top pick in the 2010 WNBA Draft. Minnesota had 428 chances out of 1,000 to receive the first overall selection by virtue of owning New York's combinations (261) in addition to its own (167).

November 20, 2009 The Maloof Family announces that they will no longer operate the Sacramento Monarchs.

December 4, 2009 The WNBA Competition Committee and Board of Governors approves the expanded use of instant replay by game officials in the following situations: 1.) To determine at any point during the game whether a 24-second shot clock violation occurred prior to the release of a successful field goal attempt or prior to a foul being committed and 2.) To determine during the last minute of regulation play and the last minute of any overtime period which player last touched the ball prior to it going out-of-bounds or whether the ball was last touched simultaneously by two opponents.

December 14, 2009 The WNBA holds a Dispersal Draft of the Sacramento Monarchs players. The New York Liberty selected Nicole Powell with the first pick while the Minnesota Lynx chose Rebekkah Brunson second and the Connecticut Sun took DeMya Walker with the third selection. The Chicago Sky selected Courtney Paris and the San Antonio Silver Stars took Laura Harper to round out the top five picks. Teams drafted in inverse order of their regular-season finish in 2009.

January 23, 2010 The Tulsa franchise, with new ownership that brought the team from its former home in Detroit, announces it will keep the name "Shock," and unveils a new logo and color scheme featuring black, red and gold.

April 8, 2010 The 2010 WNBA Draft presented by adidas takes place at the NBA Entertainment studios in Secaucus, NJ. Tina Charles,

Monica Wright, Kelsey Griffin, Epiphanny Prince and Jayne Appel, respectively, were the top five selections.

May 15, 2010 The newly relocated Shock – complete with new ownership, a new head coach in Nolan Richardson, new colors and a new logo – tip-off their first game in Tulsa, Oklahoma.

August 8, 2010 Tina Thompson surpasses Lisa Leslie's WNBA career scoring mark of 6,263, making her the highest scoring player in league history.

August 13, 2010 Phoenix's Tangela Smith plays in her 411th career game, breaking Vickie Johnson's previous record for most career games played.

August 15, 2010 In a game against Indiana, rookie Tina Charles of the Connecticut Sun sets WNBA single-season records for most double-doubles and total rebounds in a single season.

September 7, 2010 Atlanta's Angel McCoughtry scores a WNBA Playoffs record 42 points in Game Two of the Eastern Conference Finals, a 105-93 victory over the New York Liberty. In that same game, New York's Cappie Pondexter tallies 36 points. Their combined total of 78 points set a WNBA record for most total points by two players in the same post-season game.

September 16, 2011 The Seattle Storm won the 2010 WNBA championship by defeating the Atlanta Dream 87-84 in Game 3 of the WNBA Finals in Atlanta's Philips Arena. The Storm swept the Dream 3-0 in the best-of-five series and Seattle center Lauren Jackson, the league's regular season MVP, was named MVP of The Finals. It is the Storm's second championship and first since 2004.

December 3, 2010 Donna Orender steps down as WNBA President to launch her own marketing, media and strategy company.

February 28, 2011 As part of WNBA Live - Manchester 2011 – a new, multiyear partnership between the Manchester (Eng.) City Council and the NBA, WNBA and USA Basketball – it is announced that the Atlanta Dream will participate in the first WNBA game to be played in Europe. The game is set for May 29, 2011 vs. Standard Life Team GB (Great Britain's national team) at Manchester Evening News Arena. The partnership will promote women in sport and encourage participation in team sports.

ed in a Western Conference

March 3, 2011 At a press conference at the AT&T Center in San Antonio, the WNBA announces that the Silver Stars will host the 2011 All-Star Game for the first time in franchise history. The contest, set for Saturday, July 23, is to be the second WNBA All-Star Game play venue and the first since the 2000 game was held in Phoenix.

March 8, 2011 In honor of Women's History Month and International Women's Day, the WNBA officially announced plans to celebrate its 15th season. Among those would be the selection of the Top 15 Players and the Top 15 Moments in league history. Key among other planned celebrations would be a nationally televised game (ESPN2) in which the New York Liberty would visit the Los Angeles Sparks on June 21, fifteen years to the date of the league's inaugural game in 1997 featuring those same two teams.

March 28, 2011 Sheryl Swoopes, 40, returns to the WNBA, signing to play with the Tulsa Shock after a two-year hiatus. An inaugural member of the WNBA and a member of the league's All-Decade Team selected in 2006, Swoopes resume includes four WNBA championships as a member of the Houston Comets (1997-2000), three league MVP awards (2000, 2002, 2005) and three Defensive Player of the Year honors (2000, 2002, 2003).

April 7, 2011 The Washington Mystics sign a marquee partnership with Inova Health System, becoming the fifth WNBA team to have such a partnership. Players will wear Inova Hospital System's name and logo on the front of their home and away jerseys during the 2011 WNBA season.

April 7, 2011 The WNBA and partner adidas unveiled new uniforms for all 12 teams featuring Revolution 30 technology and women's basketball specific TECHFIT base layers.

April 11, 2011 The WNBA becomes the first professional sports league to conduct its annual Draft at ESPN headquarters in Bristol, Conn. The Minnesota Lynx made Maya Moore the top overall selection of the 2011 WNBA Draft presented by adidas. Australian native Elizabeth Cambage, selected second by the Tulsa Shock, and Courtney Vandersloot, tapped third by the Chicago Sky, rounded out the top three picks.

April 21, 2011 Laurel J. Richie, a veteran of more than three decades in consumer marketing, corporate branding, public relations and corporate management, is appointed President of the WNBA, NBA Commissioner David Stern announced. Laurel leaves her post as Senior Vice President and Chief Marketing Officer for Girl Scouts of the USA to join the WNBA.

June 21, 2011 The Los Angeles Sparks host the New York Liberty at STAPLES Center in the WNBA's 15th Anniversary Game, played 15 years to the day of the league's inaugural matchup between the same two teams in LA. The Sparks win, 96-91.

July 23, 2011 In honor of the WNBA's 15th season, the league unveiled its "Top 15 Players of All Time" during a halftime ceremony live on ABC at the 2011 WNBA All-Star Game presented by adidas. With consideration given to on-court performance and ability, leadership, sportsmanship, and community service, as well as to contributions to team success and women's basketball, voting was conducted by fans, select national and WNBA-market media, and by current players and coaches. The players named were: Sue Bird, Tamika Catchings, Cynthia Cooper, Yolanda Griffith, Becky Hammon, Lauren Jackson, Lisa Leslie, Ticha Penicheiro, Cappie Pondexter, Katie Smith, Dawn Staley, Sheryl Swoopes, Diana Taurasi, Tina Thompson, and Teresa Weatherspoon.

August 9, 2011 In a road game at the Phoenix Mercury, Minnesota Lynx all-stars Lindsay Whalen and Seimone Augustus become the 35th and 36th players to surpass the 3,000-point mark for their respective careers, but the first pair of teammates to eclipse the mark in the same game. In the process, Augustus also tied the Mercury's Diana Taurasi as the fastest player in WNBA history to reach 3,000 (151 games).

August 22, 2011 The WNBA and Boost Mobile, an industry leader in no-contract wireless service, announced a landmark multiyear marketing partnership that made Boost Mobile the first league-wide marquee partner of the WNBA. As part of the deal, the Boost Mobile brand logo was subsequently featured on the front of the game jerseys of 10 of the WNBA's 12 teams. It marked the first time the WNBA had a league partner with jersey branding for multiple teams throughout the season other than adidas, the league's official outfitter.

October 2, 2011 Despite falling to the host Minnesota Lynx in Game 1 of the WNBA Finals, Atlanta Dream forward Angel McCoughtry set Finals records for points in a quarter (19 in the third), points in a half (27 in the second), and consecutive points (14 from late in the first half into the third quarter).

October 5, 2011 The Atlanta Dream's Angel McCoughtry surpasses the WNBA Finals record (set by her in 2010) for most points in a single game with 38 in a loss to the host Minnesota Lynx.

October 7, 2011 In a celebration of its 15th season, the WNBA and partner Boost Mobile unveiled the Top 15 Moments in league history as voted by fans. The top moment was Teresa Weatherspoon's half-court shot at the buzzer to win Game 2 of the 1999 WNBA Finals for the New York Liberty and send that series to a decisive third game. Ranking second was the WNBA's first ever game (NY Liberty at LA Sparks, June 21, 1997); third was Sparks' center Lisa Leslie throwing down the first dunk in WNBA history in the first half of a game vs. the Miami Sol. **October 7, 2011** The Minnesota Lynx captured their first WNBA title with a 73-67 win over the Atlanta Dream. Lynx guard/forward Seimone Augustus was named Finals MVP after leading the Lynx to a sweep in the best-of-five series. Augustus posted 22 points and seven assists in Game 1 and had a franchise-playoff record 36 points in Game 2, including 15 in the fourth quarter.

April 16, 2012 The 2008 WNBA Draft presented by Boost Mobile takes place at ESPN headquarters in Bristol, CT, marking the second straight year that the draft was held on the campus of the league's broadcast partner. Stanford's Nnemkadi Ogwumike (Sparks), Tennessee's Shekinna Stricklen (Storm), Notre Dame's Devereaux Peters (Lynx), Tennessee's Glory Johnson (Shock), and Miami's Shenise Johnson (Silver Stars) are the top five picks.

10



SUE BIRD
Position: Guard
Height: 5-9
Weight: 150

15



LAUREN JACKSON
Position: Forward/Center
Height: 6-5
Weight: 187

40



SHEKINNA STRICKLEN
Position: Guard/Forward
Height: 6-2
Weight: 178

12



ANN WAUTERS
Position: Center
Height: 6-4
Weight: 185

32



ALYSHA CLARK
Position: Forward
Height: 5-10
Weight: 167

11



EWELINA KOBRYN
Position: Center
Height: 6-4
Weight: 210

14



KATIE SMITH
Position: Guard
Height: 5-11
Weight: 175

30



TANISHA WRIGHT
Position: Guard
Height: 5-11
Weight: 165

34



VICTORIA DUNLAP
Position: Forward
Height: 6-1
Weight: 167

20



CAMILLE LITTLE
Position: Forward
Height: 6-2
Weight: 180

7



TINA THOMPSON
Position: Forward
Height: 6-2
Weight: 191

