



# 2012 MINNESOTA LYNX MEDIA GUIDE



ADAIR • AUGUSTUS • BRUNSON • HARRIS • MCWILLIAMS-FRANKLIN • MOORE • PETERS • THORN • WHALEN • WIGGINS • WRIGHT • 2012 DRAFT PICKS

[lynxbasketball.com](http://lynxbasketball.com)

SCHEDULE / TABLE OF CONTENTS / 2012 ROSTER / PLAYERS / ADMINISTRATION / MEDIA / 2011 SEASON / 2011 PLAYOFFS / HISTORY / RECORDS / PLAYOFFS / PRESEASON / OPPONENTS / WNBA / COMMUNITY



# 2012 MINNESOTA LYNX MEDIA GUIDE

2011 WNBA CHAMPIONS



## 2012 LYNX SCHEDULE

### MAY

SUN	MON	TUE	WED	THU	FRI	SAT
		1	2	3	4	5
6	7	8	9	10	11	12
13	14	15	16	17	18	19
20 11:30 AM	21	22 6:00 PM	23	24 7:00 PM	25	26
27 6:00 PM	28	29	30 6:00 PM	31		

### JUNE

SUN	MON	TUE	WED	THU	FRI	SAT
					1 6:00 PM	2
3 6:00 PM	4	5	6 7:00 PM	7	8	9 7:00 PM
10	11	12	13	14	15 9:00 PM	16
17 8:00 PM	18	19	20	21 7:00 PM	22	23 11:30 AM
24	25	26	27 7:00 PM	28	29	30

### JULY

SUN	MON	TUE	WED	THU	FRI	SAT
1 2:00 PM	2	3	4	5 2:00 PM	6	7 7:00 PM
8	9	10 11:30 AM	11	12 12:00 PM	13	14
15	16	17	18	19	20	21
22	23	24	25	26	27	28
29	30	31				

### AUGUST

SUN	MON	TUE	WED	THU	FRI	SAT
			1	2	3	4
5	6	7	8	9	10	11
12	13	14	15	16	17 7:00 PM	18
19 6:00 PM	20	21 9:00 PM	22	23	24	25 6:00 PM
26	27	28 7:00 PM	29	30	31 7:00 PM	

### SEPTEMBER

SUN	MON	TUE	WED	THU	FRI	SAT
						1
2	3	4 7:00 PM	5	6	7 7:00 PM	8
9 2:00 PM	10	11 7:00 PM	12	13	14 6:00 PM	15
16	17 7:00 PM	18	19	20 9:30 PM	21 9:00 PM	22
23 2:00 PM	24	25	26	27	28	29
30						

= HOME  
 = AWAY

● = abc  
E = ESPN  
2 = ESPN2  
F = FS NORTH  
+ = FS NORTH+

**BOB FM**  
 EVERY GAME  
*All times Central. Times subject to change.*





# 2012 MINNESOTA LYNX MEDIA GUIDE

2011 WNBA CHAMPIONS



## THE CREDITS

## TABLE OF CONTENTS

Executive Editor	<b>Alex King</b>
Editorial Contributors	<b>Caroline Bursleson &amp; Paul Swanson</b>
Art Direction and Design	<b>Emilie Rainsberry</b>
Senior VP of Marketing & Communications (CMO)	<b>Ted Johnson</b>
Creative Services Manager	<b>Henry Moore</b>
Production & Logistics Manager	<b>John Schissel</b>
Photography	<b>David Sherman, NBA Photos</b>

Copyright © 2011 Minnesota Lynx. All WNBA and team insignias depicted in this publication are the property of WNBA Properties, Inc., and the respective teams and may not be reproduced for commercial purposes without the prior written consent of WNBA Properties, Inc.

The information contained in this publication was compiled by the Minnesota Lynx and is provided as a courtesy to our fans and the media. The information may be used for personal or editorial purposes only. Any commercial use of this information is prohibited without the prior written consent of the Minnesota Lynx.

**600 First Avenue North | Minneapolis, MN 55403**  
**p. 612.673.8400 | f. 612.673.8407**

### PLAYERS

Jessica Adair	2
Seimone Augustus	4
Rebekkah Brunson	6
Amber Harris	8
Taj McWilliams-Franlin	10
Maya Moore	12
Devereaux Peters	14
Erin Thorn	16
Lindsay Whalen	18
Candice Wiggins	20
Monica Wright	22
Additional Draft Picks	24
International Draftees	25

### ADMINISTRATION

Staff Directory	27
Glen Taylor/Limited Partners	28
Rob Moor/Chris Wright	29
Roger Griffith/Conrad Smith	30
Cheryl Reeve	31
Jim Petersen/Shelley Patterson/Paige Jackson	32
Medical Staff	33
Lynx Front Office/Target Center & AEG Staff	34
Prowl	35
Arena Map & Pricing	36
Lynx Party Zone	37

### MEDIA

Public Relations/Broadcast	39
Media Information/Key Dates	40
WNBA PR Contacts	41
Lynx Travel Party	42

### 2011 SEASON

2011 Roster/Season Stats	44
Game-by-Game Stats/Day-by-Day Stats	45
Season Superlatives	46
Season Summary	47

### 2011 PLAYOFFS

Playoff Stats	49
Finals Recap	50
Conference Finals Recap	51
Conference Semi-Finals Recap	52
Celebration Photos	53

### HISTORY

2010 Team Roster/Day-by-Day Stats	55
2010 Game-by-Game/Season Stats	56
2009 Team Roster/Day-by-Day Stats	57
2009 Game-by-Game/Season Stats	58
2008 Team Roster/Day-by-Day Stats	59
2008 Game-by-Game/Season Stats	60
2007 Team Roster/Day-by-Day Stats	61
2007 Game-by-Game/Season Stats	62
2006 Team Roster/Day-by-Day Stats	63
2006 Game-by-Game/Season Stats	64
2005 Team Roster/Day-by-Day Stats	65
2005 Game-by-Game/Season Stats	66
2004 Team Roster/Day-by-Day Stats	67
2004 Game-by-Game/Season Stats	68
2003 Team Roster/Day-by-Day Stats	69
2003 Game-by-Game/Season Stats	70
2002 Team Roster/Day-by-Day Stats	71
2002 Game-by-Game/Season Stats	72
2001 Team Roster/Day-by-Day Stats	73
2001 Game-by-Game/Season Stats	74
2000 Team Roster/Day-by-Day Stats	75
2000 Game-by-Game/Season Stats	76
1999 Team Roster/Day-by-Day Stats	77
1999 Game-by-Game/Season Stats	78
All-Time Record vs. Eastern Conference	79
All-Time Record vs. Western Conference	80
Former Player Stats	81
Lynx Draft History/Lynx Firsts	86
All-Time College Roster/All-Time Numbers	87
All-Time Transactions	88
Historical Dates	90

### RECORDS

Lynx Individual Records	95
Lynx Team Highs	97
Lynx Team Lows	98
Opponents Individual Records	99
Opponents Team Highs/Lows	100
Two-Team Records	101
Target Center Records	102
Miscellaneous Records	103
Year-By-Year Leaders	107
Individual Season Highs	109
Career Leaders	110
Top Games By Lynx/Opponents	111

### PLAYOFFS

Individual Playoff Records	113
Lynx Playoff Highs/Lows	114
Opponents Individual Playoff Records	115
Opponents Team Playoff Highs/Lows	116
2004 Playoffs	117
2003 Playoffs	118

### PRESEASON

2012 Preseason Info	120
---------------------	-----

### OPPONENTS

Atlanta Dream	123
Chicago Sky	124
Connecticut Sun	125
Indiana Fever	126
Los Angeles Sparks	127
New York Liberty	128
Phoenix Mercury	129
San Antonio Silver Stars	130
Seattle Storm	131
Tulsa Shock	132
Washington Mystics	133

### WNBA

WNBA Directory/2011 Season Information	135
2011 WNBA Leaders	136
League History & Information	137
League Milestones	138
All-Time WNBA Award Winners	143
All-Time WNBA Leaders	145
Playoff Format and History	146
2012 WNBA Draft	147
WNBA Community Relations	148

### COMMUNITY

Lynx Community Initiatives	150
----------------------------	-----



# 2012 MINNESOTA LYNX MEDIA GUIDE

2011 WNBA CHAMPIONS



## 2012 ROSTER

### HEAD COACH:







Cheryl Reeve  
(La Salle)






### ASSISTANT COACH:

Jim Petersen  
(Minnesota)  
Shelley Patterson  
(Washington State)

### ATHLETIC TRAINERS:

Chuck Barta  
(Wisconsin La Crosse)  
Keith Uzpen  
(Minnesota State, Mankato)

<p><b>JESSICA ADAIR</b></p> <p>#1</p>  <p>CENTER</p> <p>HEIGHT • 6-4 WEIGHT • 197</p> <p>BIRTHDAY 12/19/86</p> <p>GEORGE WASHINGTON 09 {YEARS - 2}</p>	<p><b>SEIMONE AUGUSTUS</b></p> <p>#33</p>  <p>GUARD/FORWARD</p> <p>HEIGHT • 6-0 WEIGHT • 165</p> <p>BIRTHDAY 04/30/84</p> <p>LSU 06 {YEARS - 6}</p>	<p><b>REBEKKAH BRUNSON</b></p> <p>#32</p>  <p>FORWARD</p> <p>HEIGHT • 6-2 WEIGHT • 184</p> <p>BIRTHDAY 12/11/81</p> <p>GEORGETOWN 04 {YEARS - 8}</p>	<p><b>AMBER HARRIS</b></p> <p>#6</p>  <p>FORWARD</p> <p>HEIGHT • 6-5 WEIGHT • 202</p> <p>BIRTHDAY 01/16/88</p> <p>XAVIER 11 {YEARS - 1}</p>	<p><b>TAJ MCWILLIAMS-FRANKLIN</b></p> <p>#8</p>  <p>FORWARD/CENTER</p> <p>HEIGHT • 6-2 WEIGHT • 195</p> <p>BIRTHDAY 10/20/70</p> <p>ST. EDWARDS 93 {YEARS - 13}</p>	<p><b>MAYA MOORE</b></p> <p>#23</p>  <p>FORWARD</p> <p>HEIGHT • 6-0 WEIGHT • 175</p> <p>BIRTHDAY 06/11/89</p> <p>CONNECTICUT 11 {YEARS - 1}</p>
---	---	---	--	--	--

<p><b>DECEREAUX PETERS</b></p> <p>#14</p>  <p>FORWARD</p> <p>HEIGHT • 6-2 WEIGHT • 170</p> <p>BIRTHDAY 10/08/89</p> <p>NOTRE DAME 12 {ROOKIE}</p>	<p><b>ERIN THORN</b></p> <p>#5</p>  <p>GUARD</p> <p>HEIGHT • 5-9 WEIGHT • 145</p> <p>BIRTHDAY 05/19/81</p> <p>BRIGHAM YOUNG 03 {YEARS - 9}</p>	<p><b>LINDSAY WHALEN</b></p> <p>#13</p>  <p>GUARD</p> <p>HEIGHT • 5-9 WEIGHT • 160</p> <p>BIRTHDAY 05/09/82</p> <p>MINNESOTA 04 {YEARS - 8}</p>	<p><b>CANDICE WIGGINS</b></p> <p>#11</p>  <p>GUARD</p> <p>HEIGHT • 5-11 WEIGHT • 147</p> <p>BIRTHDAY 02/14/87</p> <p>SANFORD 08 {YEARS - 4}</p>	<p><b>MONICA WRIGHT</b></p> <p>#22</p>  <p>GUARD/FORWARD</p> <p>HEIGHT • 5-10 WEIGHT • 171</p> <p>BIRTHDAY 07/15/88</p> <p>VIRGINIA 10 {YEARS - 2}</p>
--	--	--	--	---



# PLAYERS



2012 MINNESOTA  
LYNX MEDIA GUIDE





# 2012 MINNESOTA LYNX MEDIA GUIDE

2011 WNBA CHAMPIONS



# ADAIR



## JESSICA ADAIR



# #1

HEIGHT 6-4

WEIGHT 197

Center



**COLLEGE** George Washington '09  
**EXPERIENCE** WNBA - 2 Years  
**BIRTHDATE** December 19, 1986  
**BIRTHPLACE** Washington, D.C.  
**HIGH SCHOOL** Anacostia (Washington, D.C.)  
**DRAFTED** 2009 3rd Round/34th Overall (Phoenix)  
**ACQUIRED** Signed on Aug. 18, 2010; re-signed on Feb. 1, 2011

### Career Highs

**Minutes:** 22, Sept. 11, 2011 at Phoenix  
**FGM:** 4, Sept. 11, 2011 at Phoenix  
**FGA:** 9 (3x), MR: Sept. 11, 2011 at Phoenix  
**3-FGM:** N/A  
**3-FGA:** N/A  
**FTM:** 4, July 20, 2011 at Phoenix  
**FTA:** 5, June 26, 2011 vs. Indiana  
**Off Rebs:** 5, June 26, 2011 vs. Indiana  
**Def Rebs:** 9, Sept. 11, 2011 at Phoenix  
**Rebounds:** 13, Sept. 11, 2011 at Phoenix  
**Assists:** 2 (2x), MR: Aug. 28, 2011 at San Antonio  
**Steals:** 2, July 15, 2011 at Indiana  
**Blocks:** 4, Aug. 12, 2011 at Chicago  
**Points:** 10 (2x), MR: Sept. 11, 2011 at Phoenix

### WNBA Stats

Year	G-GS	MIN	FIELD GOALS			3-POINT FG			FREE THROWS			REBOUNDS			AST	STL	TO	BLK	PTS	PPG
			FG	FGA	PCT	FG	FGA	PCT	FT	FTA	PCT	OFF	DEF	TOT						
10/MIN	1-0	14	1	1	1.000	0	0	---	3	4	.750	4	4	8	0	0	0	0	5	5.0
11/MIN	31-1	321	50	103	.485	0	0	---	32	49	.653	43	47	90	10	8	27	18	132	4.3
<b>Totals</b>	<b>32-1</b>	<b>334</b>	<b>51</b>	<b>104</b>	<b>.490</b>	<b>0</b>	<b>0</b>	<b>---</b>	<b>35</b>	<b>53</b>	<b>.660</b>	<b>47</b>	<b>51</b>	<b>98</b>	<b>10</b>	<b>8</b>	<b>27</b>	<b>18</b>	<b>137</b>	<b>4.3</b>

### Playoffs

Year	G-GS	MIN	FIELD GOALS			3-POINT FG			FREE THROWS			REBOUNDS			AST	STL	TO	BLK	PTS	PPG
			FG	FGA	PCT	FG	FGA	PCT	FT	FTA	PCT	OFF	DEF	TOT						
11/MIN	8-0	98	15	32	.469	0	0	---	16	24	.667	13	16	29	2	5	12	5	46	5.8
<b>Totals</b>	<b>8-0</b>	<b>98</b>	<b>15</b>	<b>32</b>	<b>.469</b>	<b>0</b>	<b>0</b>	<b>---</b>	<b>16</b>	<b>24</b>	<b>.667</b>	<b>13</b>	<b>16</b>	<b>29</b>	<b>2</b>	<b>5</b>	<b>12</b>	<b>5</b>	<b>46</b>	<b>5.8</b>





# 2012 MINNESOTA LYNX MEDIA GUIDE

2011 WNBA CHAMPIONS



ADAIR

## Career Transactions

Drafted by Phoenix in the 3rd round (34th overall) of the 2009 WNBA Draft... Waived by Phoenix on May 13, 2009... Signed to a training camp contract by Minnesota on Apr. 22, 2010... Waived on May 14, 2010... Signed by Minnesota on Aug. 18, 2010... Re-signed by Minnesota on Feb. 1, 2011.

## WNBA Career Capsule

**2011:** Finished her second WNBA season by appearing in 31 games, including a start in the June 30 contest at Tulsa... Drew three DNP-CDs... Averaged 4.3 ppg and 2.9 rpg while logging 10.4 mpg; she shot 48.5% from the floor and 65.3% from the free-throw line... Registered her first career double-double in the Sept. 11 finale at Phoenix, collecting 10 points and a game- and career-high 13 rebounds (in a career-best 21:54)... Over the final 13 contests, she tallied 6.2 ppg (52.4%) and 4.5 rpg in 14.4 mpg, the Lynx went 16-1 when she logged 10+ minutes... Tallied a season-high 10 points Aug. 30 vs. Washington... Her four blocks Aug. 12 at Chicago were a team season best; she blocked 12 shots in 13 August outings (3.58 per 40 minutes)... Averaged 6.1 FTA per 40 on the season... **2010:** Made her WNBA debut by appearing in the Aug. 22 season finale at Indiana, collecting five points and a team-high eight rebounds (logging 13:35) in Minnesota's OT victory... Signed as a free agent on Aug. 18, and drew a DNP-CD at Los Angeles on Aug. 20... Appeared in one preseason game with the Lynx, totaling 14 points, six rebounds, three steals and three blocks (in 26:06) Apr. 30 vs. Chicago in St. Paul... Missed the May 6 rematch in Chicago due to a strained left hip... **2009:** Drafted by the Phoenix Mercury with the 34th overall pick in the 2009 WNBA Draft... Did not appear in any preseason games before being waived on May 13, 2009.

## Playoffs

**2011:** Appeared in all eight contests en route to winning the 2011 WNBA Championship with the Lynx... Averaged 5.8 points and grabbed 3.6 rebounds in over 12 minutes per game.

## Overseas

**2011-12:** Appeared in 13 games for Tarsus in the Turkey League, averaging 12.9 points and 8.2 rebounds per game on 51.5 percent shooting... **2010-11:** Played for Samsun in the Turkish League where she played in 25 games, averaging 14.4 points and 10.3 rebounds per game.

## College

Averaged 12.7 points, 6.6 rebounds and 1.4 blocks per game over her four-year career at George Washington... A three-time All-Atlantic First Team selection... Completed her career ranked 11th on GW's career scoring list (1,475 points), 7th in career rebounds (770 rebounds) and 5th in career blocks (161 blocks)... Led the Colonials in scoring (13.7 ppg), rebounding (7.4 rpg), blocks (1.7 bpg), steals (1.1 spg) and field goal percentage (.584) her senior year... Finalist for USA Basketball's 2007 Pan Am Games squad... Helped GW advance to the NCAA Tournament in both 2006 and 2007, and registered a 15-point, 21-rebound outing in the first-round victory over Boise State her sophomore season (Mar. 17, 2007).

## Personal

Born on Dec. 19, 1986 in Washington, D.C.... Full name is Jessica Elizabeth Adair (pronounced 'AY-dare')... Daughter of Angela Monica Adair... Twin sister, Jazmine, also played at George Washington... Majored in criminal justice.





# 2012 MINNESOTA LYNX MEDIA GUIDE

2011 WNBA CHAMPIONS



# AUGUSTUS



## SEIMONE AUGUSTUS



# #33

HEIGHT 6-0

WEIGHT 165

Guard/Forward



### WNBA Stats

Year	FIELD GOALS					3-POINT FG			FREE THROWS			REBOUNDS			STL	TO	BLK	PTS	PPG	
	G-GS	MIN	FG	FGA	PCT	FG	FGA	PCT	FT	FTA	PCT	OFF	DEF	TOT						
06/MIN	34-34	1124	283	620	.456	30	85	.353	148	165	.897	15	113	128	50	21	71	18	744	21.9
07/MIN	34-33	1093	296	583	.508	26	62	.419	151	173	.873	37	99	136	79	41	83	21	769	22.6
08/MIN	31-31	1042	233	496	.470	20	63	.317	105	118	.890	28	92	120	83	32	52	12	591	19.1
09/MIN	6-6	178	49	86	.570	9	14	.643	19	21	.905	4	21	25	9	12	13	3	126	21.0
10/MIN	25-25	832	176	410	.429	36	107	.336	34	51	.667	9	72	81	47	17	35	7	422	16.9
11/MIN	34-34	997	231	458	.504	25	60	.417	64	74	.865	19	101	120	75	30	45	15	551	16.2
<b>Totals</b>	<b>164-163</b>	<b>5,269</b>	<b>1,268</b>	<b>2,653</b>	<b>.478</b>	<b>146</b>	<b>391</b>	<b>.373</b>	<b>521</b>	<b>602</b>	<b>.865</b>	<b>112</b>	<b>498</b>	<b>610</b>	<b>343</b>	<b>153</b>	<b>299</b>	<b>76</b>	<b>3,203</b>	<b>19.5</b>

### Playoffs

Year	FIELD GOALS					3-POINT FG			FREE THROWS			REBOUNDS			STL	TO	BLK	PTS	PPG	
	G-GS	MIN	FG	FGA	PCT	FG	FGA	PCT	FT	FTA	PCT	OFF	DEF	TOT						
11/MIN	8-8	264	69	131	.527	7	16	.438	31	35	.886	4	32	36	30	7	13	5	176	22.0
<b>Totals</b>	<b>8-8</b>	<b>264</b>	<b>69</b>	<b>131</b>	<b>.527</b>	<b>7</b>	<b>16</b>	<b>.438</b>	<b>31</b>	<b>35</b>	<b>.886</b>	<b>4</b>	<b>32</b>	<b>36</b>	<b>30</b>	<b>7</b>	<b>13</b>	<b>5</b>	<b>176</b>	<b>22.0</b>

**COLLEGE** Louisiana State '06  
**EXPERIENCE** WNBA - 6 Years  
**BIRTHDATE** April 30, 1984  
**BIRTHPLACE** Baton Rouge, La.  
**HIGH SCHOOL** Capital High School (Baton Rouge, La.)  
**DRAFTED** 2006 1st Round/1st Overall (Minnesota)  
**ACQUIRED** 2006 WNBA Draft

### Career Highs

**Minutes:** 43, June 20, 2008 at Detroit  
**FGM:** 16, July 29, 2007 at Sacramento  
**FGA:** 28, June 24, 2006 vs. New York  
**3-FGM:** 5 (2x), MR: July 24, 2010 vs. Phoenix  
**3-FGA:** 10, June 18, 2010 vs. Tulsa  
**FTM:** 14, July 9, 2006 vs. San Antonio  
**FTA:** 15, July 9, 2006 vs. San Antonio  
**Off Rebs:** 4 (4x), MR: Aug. 7, 2011 at Los Angeles  
**Def Rebs:** 8 (3x), MR: Aug. 10, 2010 at San Antonio  
**Rebounds:** 9 (4x), MR: June 10, 2009 vs. Los Angeles  
**Assists:** 10, June 10, 2008 at Connecticut  
**Steals:** 4, July 3, 2008 at Los Angeles  
**Blocks:** 3, July 25, 2006 at Charlotte  
**Points:** 39, July 29, 2007 at Sacramento





# 2012 MINNESOTA LYNX MEDIA GUIDE

2011 WNBA CHAMPIONS



AUGUSTUS

## Career Transactions

Drafted by Minnesota in the first round (1st overall) of the 2006 WNBA Draft ... Signed by Minnesota on April 19, 2006 ... Re-signed by the Lynx to a four-year contract on Feb. 9, 2010.

## WNBA Career Capsule

**2011:** Wrapped up her sixth season in Minnesota by starting all 34 games for the first time since 2007 (third total)... Again led the Lynx in scoring, averaging 16.2 ppg to rank 8th in the WNBA, while logging a team-high 29.3 mpg (18th in the league)... Also placed among the top 12 in all three shooting categories -- FG accuracy (50.4%, 12th), three-point accuracy (41.7%, 9th) and FT accuracy (86.5%, 10th) -- to become only the third player in league history to post a 50/40/85 season (Lauren Jackson, 2007; Penny Taylor, 2010)... Named Western Conference Player of the Month for July, the first such honor of her career; she tallied 19.0 ppg (54.9%) and 3.6 rpg in eight July outings... Earned Western Conference Player of the Week recognition three times (July 25, Aug. 8, Aug. 29), hiking her career total to seven... Was Minnesota's leading scorer on 17 occasions, reaching double figures 30 times... Went over the 3000-point mark Aug. 9 at Phoenix, doing so in her 151st WNBA game to tie Diana Taurasi for the fastest ever to 3000... Finished with a season-high 26 points in that Phoenix game, one of nine 20+ efforts... Collected nine points and three assists in the 2011 WNBA All-Star Game, held July 23 in San Antonio... **2010:** Finished her fifth season with the Lynx by averaging a career-low 16.9 ppg (ranking 8th in the WNBA) and shooting a career-low 42.9% from the floor... Started the final 25 games, having missed the first nine after undergoing abdominal surgery on Apr. 24; Minnesota went 11-14 with her in the lineup, following a 2-7 start... Ranked 3rd in the league in minutes played (33.3 mpg) and 32nd in three-point accuracy (33.6%)... Tallied 20+ points on 10 occasions (the Lynx were 8-2), hiking her career total to 71... Made her 1000th career FG on Aug. 10 at San Antonio... Scored the 2500th point of her career Aug. 1 vs. Seattle, reaching that mark in her 120th career game; only Cynthia Cooper (117) required fewer contests... Tallied 36 points July 24 vs. Phoenix, her lone 30+ effort of the year and the 13th of her career; Katie Smith held the previous club record with 12... The 36 points (and 14 FGM) are also Target Center records; Smith scored 34 points on three occasions... Matched her career high with five treys July 24 vs. Phoenix (also June 18 vs. Tulsa)... Named the WNBA's Western Conference Player of the Week for June 14-20... **2009:** Saw her fourth WNBA campaign cut short after suffering a torn anterior cruciate ligament in her left knee June 17 at Phoenix... She underwent surgery on July 7, and was sidelined for the final 28 games... Appeared in six games prior to the injury, averaging 21.0 ppg and 4.2 rpg while shooting a blistering 57.0% from the floor -- including 64.3% (9-for-14) from three-point range -- and 90.5% from the FT line in 29.7 mpg... Named a member of USA Basketball's 2009-12 Women's National Team on Aug. 17... Racked up a pair of 30-point nights (June 10 vs. Los Angeles, June 16 at Sacramento), boosting her career tally to 12 games with 30+ and matching Katie Smith's franchise record in that category... Named the Western Conference Player of the Week on June 15, the third such honor of her career... **2008:** Wrapped up her third season in a Lynx uniform by ranking as the WNBA's 3rd-leading scorer at 19.1 ppg... Started all 31 of her appearances, missing the first game of her WNBA career when a sprained toe on her right foot sidelined her June 28 at San Antonio... Also missed the season's final two games (Sept. 12-14) after sustaining a mild concussion Sept. 9 vs. Indiana... Left that contest in the first quarter, snapping her streak of 88 consecutive double-figure scoring nights, the second-longest such run in WNBA history (Cynthia Cooper, 92)... Scored her 2000th career point July 27 vs. Los Angeles, reaching the mark in her 93rd contest; only Cooper (90) accomplished that feat in fewer games... Earned Western Conference Player of the Week honors on June 2, her second career award... Was Minnesota's top scorer 19 times, with 15 games of 20+ points and nine of 25+, and also led in assists on seven occasions... Poured in a season-high 30 points July 19 at San Antonio, her 10th career 30+ night; she sank 11 straight FG attempts during the game, one short of her own franchise record... **2007:** Completed her second season with the Lynx by again earning Second Team All-WNBA honors and finishing eighth in the league's Most Valuable Player balloting... Started all 34 games, ranking 2nd (behind only Lauren Jackson) in scoring at 22.6 ppg; her 769 total points surpass her own franchise record (744 in 2006) and mark the second-highest total in league annals (Diana Taurasi 860, 2006)... Became the first player since 1997 (Cynthia Cooper and Eva Nemcova) to finish among the league's top 10 in scoring and all three shooting categories -- 4th in FG accuracy (50.8%), 5th in three-point accuracy (41.9%) and 7th in FT accuracy (87.3%)... Tallied 20+ a club-record 23 times, breaking Katie Smith's previous mark (21 in 2001)... Erupted for a career-high 39 points July 29 at Sacramento, her third 30+ effort of the season and equaling the 9th-best single-game total in WNBA history; the 16 FGM also broke the club record she shared with Smith... Contributed eight points, seven rebounds, two assists and two steals in the 2007 WNBA All-Star Game, played July 15 in Washington, D.C.... Scored her 1000th career point June 16 vs. Los Angeles (doing so in her 46th game), and crossed the 1500-point plateau in the Aug. 19 finale vs. San Antonio... Set a WNBA single-game record for FG accuracy with her 11-for-11 effort June 8 at LA... **2006:** Capped off her first season in Minnesota by garnering Rookie of the Year honors and being named to the All-WNBA Second Team... Started all 34 games, tallying 21.9 ppg; she ranked 2nd in the league in scoring, becoming one of just 10 players in WNBA history to average 20+ ppg over a season... Broke Katie Smith's franchise single-season scoring record (739 points, 2001) in the Aug. 13 finale at Los Angeles... Also set club records for FGs made (283) and attempted (620)... Was Minnesota's top scorer 27 times, tallying 20+ points on 20 occasions... Registered six games with 30 or more, making her the third player in WNBA history to accomplish that feat (Taurasi, Cynthia Cooper)... Scored a season-high 32 points (including a franchise-record 17 in the 3rd quarter) July 30 at New York; she also tallied 32 points vs. San Antonio (July 9), vs. Phoenix (June 18) and vs. Seattle (June 14)... Was the Western Conference's top scorer with 16 points in the 2006 WNBA All-Star Game, held July 12 in New York... Her 28 FGAs June 24 vs. New York are a club single-game high, eclipsing her own mark (26 vs. Seattle, June 14)... Named WNBA Player of the Week on June 5, the first Minnesota player to be honored since Smith.

## Playoffs

**2011:** In her first career postseason appearance, led the Lynx to the first WNBA Championship in franchise history, averaging a team-best 22.0 points per game in eight postseason games... Was named 2011 WNBA Finals MVP after averaging 24.7 ppg as the Lynx swept the Atlanta Dream to win the championship... Scored a single-game franchise postseason high 36 points on 11-of-14 shooting in Game 2 of the WNBA Finals against the Dream.

## International

**2012:** Will participate in the 2012 Summer Olympics with Team USA... **2011:** Participated in the USA Basketball-Women's National Team May Training Camp in Las Vegas... **2010:** Trained with the USA Basketball Women's National Team in preparation for the 2010 FIBA World Championship for Women... Did not make the final roster... **2009:** Named to 2009-12 USA Basketball Women's National Team on Aug. 17, 2009... Forced to sit out fall training camp session due to injury... **2008:** A member of the gold medal-winning Team USA at the 2008 Summer Olympics in Beijing, China where she averaged 7.9 ppg (.466 percent), 2.3 rpg and 1.4 apg in eight appearances (17.8 mpg)... Appeared in 22 games for USA Basketball during the 2007-08 winter campaign, scoring 11.1 ppg (.559 percent) with 2.8 rpg... **2007:** Won a gold medal at the 2007 FIBA Americas Championship last September in Valdivia, Chile, tallying 10.6 ppg (57.1%) and 2.2 rpg in five appearances... **2006:** Eamed a bronze medal at the 2006 FIBA World Championships in Sao Paulo, Brazil, scoring 4.8 ppg (51.6%) in eight contests... **2005:** Member of USA Basketball's gold-medal-winning 2005 World University Games squad (held in Izmir, Turkey)... **2003:** A member of the 2003 United States World Championship for Young Women Gold Medal team... Earned MVP of the 2003 FIBA World Championship for Young Women by leading the United States to the Gold Medal by averaging 10.6 ppg, 3.8 rpg and 2.4 spg.

## Overseas

**2011-12:** Played for Sparta&K Moscow Region in the Russian League... Appeared in 19 EuroLeague games with Sparta&K, averaging 16.9 points on 48.7 percent shooting... Grabbed 4.6 rebounds and dished out 2.0 assists per game... Led Sparta&K to a 6th place finish in EuroLeague play... Appeared in 26 games during Russian League play... Averaged 13.1 points, 3.8 rebounds and 1.7 assists in 26.1 minutes per game... Led Sparta&K to second place finish in Russian League play... **2010-11:** Returned to Galatasaray... In 12 EuroLeague games, averaged 13.8 points and 3.1 rebounds per game... Played in 34 games in the Turkish League, averaging 14.5 points per game while shooting 49.0 percent from the floor... **2009-10:** Did not play overseas in order to rehabilitate knee injury suffered during 2009 WNBA season... **2008-09:** Appeared in 41 games for Istanbul-based Galatasaray... In 26 games in the Turkish League, averaged 16.2 ppg and 4.1 rpg while shooting 51.0 percent from the floor... Led Galatasaray to the EuroCup Championship, averaging 20.0 ppg and 4.6 rpg in 15 games... Named EuroCup Player of the Year for her efforts... **2007-08:** Played for Dynamo Moscow in the Superleague and EuroLeague, posting 16.8 ppg, 5.0 rpg and 2.1 apg in 11 EuroLeague contests while shooting 49.4% from the floor and 15.5 ppg, 3.7 rpg and 1.9 apg while shooting 50.9% in 17 Superleague games... **2006-07:** Played for Dynamo Moscow in the Superleague and EuroCup, tallying 13.6 ppg and 3.7 rpg while shooting 54.6% from the floor and 40.3% from long range in 39 outings ... Sparked Dynamo to the EuroCup championship on Apr. 11, as well as a second-place finish in the Russian Superleague's regular season.

## College

Became the first female athlete at LSU to have jersey retired when on Jan. 24, 2010, the program hung her #33 jersey from the rafters of the Maravich Center, joining the likes of Pete Maravich, Bob Pettit, Rudy Macklin and Shaquille O'Neal... Scored in double digits in 132 of 140 career games (the most in NCAA history), including a school-record 97 straight games... Ended her career at LSU as the school's 2nd-leading scorer (5th in the SEC) all time with 2,702 points... **2005-06:** Named the National Player of the Year by the Associated Press... Won the State Farm Wade Trophy, the Naismith Award and the John R. Wooden Award as the nation's top player... Named first-team All-American by the AP, the USBWA and the Wooden Award, and earned Kodak All-America honors for the third straight year... Received the Senior C.L.A.S.S. Award... Named the SEC Player of the Year and earned first-team All-SEC honors by the coaches and the A.P.... Finished the season as the NCAA scoring leader with 22.7 ppg... Joined the 2006 USA Basketball Women's Senior National Team at the Opals World Challenge in Australia following the WNBA Draft... **2004-05:** Won the State Farm Wade Trophy, the Naismith Award and the John R. Wooden Women's Award as the nation's top player... Named National Player of the Year by the USBWA and the A.P.... Named the 2004-05 Honda Sports Award winner for basketball... Received the Victor Award as the top female collegiate basketball player... Earned WBCA/Kodak All-America for the second straight year, and was a first-team All-America selection by the Wooden Award, the USBWA and the A.P.... Named the SEC Player of the Year by the coaches and the A.P.... A unanimous first-team All-SEC selection by the coaches and the AP... Finished the year ranked 2nd in the SEC (10th in the NCAA) in scoring (20.1 ppg), 6th in FG percentage (.539) and 2nd in FT percentage (.869)... Member of the 2005 United States World University Games Gold Medal Team... **2003-04:** Named Kodak All-American by the WBCA and third-team All-American by the A.P.... Named first-team All-SEC by the coaches and the A.P.... Named the USA Basketball Female Athlete of the Year... Ranked 4th in points in a season by a sophomore with 679 (19.4 ppg)... Became the 23rd player in school history to reach 1,000 career points and the eighth to accomplish the feat in two seasons or less on Feb. 26 against Ole Miss... **2002-03:** Named the National Freshman of the Year by the USBWA, Basketball Times, www.WOMENSCOLLEGEHOOPS.com and Gballmag.com... SEC Freshman of the Year by both the coaches and the A.P.... Second-Team All-American by Basketball Times... Her 88.8% FT percentage was the best single-season mark in school history.

## Personal

Born on Apr. 30, 1984, in Baton Rouge, La.... The daughter of Kim and Seymore Augustus... Ranked 6th among 214 student in the senior class at Capitol H.S. in Baton Rouge, carrying a 3.71 GPA in accelerated classes... Volunteered at the Gus Young Center in Baton Rouge... Received the "Community Service Award" during the 2001 NAACP Freedom Fund Banquet... Enjoys video games, fashion and classic cars, including Chevy Impalas from the 1960s... Named Star Tribune's Sportsperson of the Year for 2011 after leading the Lynx to their first championship in franchise history.



# 2012 MINNESOTA LYNX MEDIA GUIDE

2011 WNBA CHAMPIONS



# BRUNSON



## #32

HEIGHT 6-2

WEIGHT 184

Forward

## REBEKKAH BRUNSON



### WNBA Stats

Year	FIELD GOALS					3-POINT FG			FREE THROWS			REBOUNDS					PTS	PPG		
	G-GS	MIN	FG	FGA	PCT	FG	FGA	PCT	FT	FTA	PCT	OFF	DEF	TOT	AST	STL			TO	BLK
04/SAC	34-1	494	59	140	.421	0	0	---	33	46	.717	42	80	122	19	23	29	13	151	4.4
05/SAC	34-16	722	105	246	.427	0	0	---	55	92	.598	75	112	187	16	28	42	15	265	7.8
06/SAC	34-14	603	94	204	.461	0	0	---	44	75	.587	77	114	191	17	21	40	15	232	6.8
07/SAC	33-29	932	141	298	.473	0	4	.000	96	140	.686	130	165	295	24	44	58	31	378	11.5
08/SAC	30-30	779	135	270	.500	0	0	---	57	85	.671	87	126	23	13	36	51	20	327	10.9
09/SAC	27-17	665	124	255	.486	0	1	.000	83	106	.783	67	123	190	9	40	45	16	331	12.3
10/MIN	30-30	915	117	273	.429	0	1	.000	106	160	.662	120	190	310	23	36	49	29	340	11.3
11/MIN	34-34	938	137	268	.511	0	0	---	74	111	.667	96	205	301	40	28	51	18	348	10.2
<b>Totals</b>	<b>256-171</b>	<b>6,056</b>	<b>912</b>	<b>1,954</b>	<b>.467</b>	<b>0</b>	<b>6</b>	<b>.000</b>	<b>548</b>	<b>815</b>	<b>.672</b>	<b>694</b>	<b>1,115</b>	<b>1,809</b>	<b>161</b>	<b>256</b>	<b>365</b>	<b>157</b>	<b>2,372</b>	<b>9.1</b>

### Playoffs

Year	FIELD GOALS					3-POINT FG			FREE THROWS			REBOUNDS					PTS	PPG		
	G-GS	MIN	FG	FGA	PCT	FG	FGA	PCT	FT	FTA	PCT	OFF	DEF	TOT	AST	STL			TO	BLK
04/SAC	6-0	80	7	20	.350	0	0	---	5	7	.714	8	9	17	3	2	3	4	19	3.2
05/SAC	8-8	194	25	56	.446	0	0	---	5	11	.455	13	31	44	10	5	9	4	55	6.9
06/SAC	9-0	154	18	54	.333	0	1	.000	18	28	.643	9	23	32	5	3	9	6	54	6.0
07/SAC	3-3	88	19	31	.613	0	0	---	7	10	.700	4	15	19	1	3	2	5	45	15.0
11/MIN	8-8	245	34	74	.473	0	0	---	25	32	.781	27	59	86	12	7	13	5	95	11.9
<b>Totals</b>	<b>34-19</b>	<b>761</b>	<b>104</b>	<b>235</b>	<b>.443</b>	<b>0</b>	<b>1</b>	<b>.000</b>	<b>60</b>	<b>88</b>	<b>.682</b>	<b>61</b>	<b>137</b>	<b>198</b>	<b>31</b>	<b>20</b>	<b>36</b>	<b>24</b>	<b>268</b>	<b>7.9</b>

**COLLEGE** Georgetown '04  
**EXPERIENCE** WNBA - 8 Years  
**BIRTHDATE** Dec. 11, 1981  
**BIRTHPLACE** Washington, D.C.  
**HIGH SCHOOL** Oxon Hill High School (Oxon Hill, Md.)  
**DRAFTED** 2004 1st Round/10th Overall (Sacramento)  
**ACQUIRED** Via a dispersal draft involving former Sacramento Monarchs players - Dec. 14, 2009

### Career Highs

**Minutes:** 43, June 29, 2007 vs. Chicago  
**FGM:** 13, Sept. 1, 2009 vs. Connecticut  
**FGA:** 18, Sept. 1, 2009 vs. Connecticut  
**3-FGM:** N/A  
**3-FGA:** 1 (6x), MR: June 4, 2010 at Tulsa  
**FTM:** 10, Aug. 19, 2007 at Phoenix  
**FTA:** 13, Aug. 19, 2007 at Phoenix  
**Off Rebs:** 9, July 31, 2007 at Seattle  
**Def Rebs:** 12, July 13, 2011 vs. Phoenix  
**Rebounds:** 19, Aug. 9, 2007 at San Antonio  
**Assists:** 4, May 29, 2007 at Phoenix  
**Steals:** 5, Sept. 10, 2009 vs. San Antonio  
**Blocks:** 4 (2x), MR: July 11, 2009 vs. Phoenix  
**Points:** 32, Sept. 1, 2009 vs. Connecticut





# 2012 MINNESOTA LYNX MEDIA GUIDE

2011 WNBA CHAMPIONS



BRUNSON

## Career Transactions

Selected by Sacramento in the 1st round (10th overall) of the 2004 WNBA Draft... Re-signed by Sacramento to a four-year contract on Mar. 3, 2008... Acquired by Minnesota in a dispersal draft of former Sacramento players on Dec. 14, 2009... Re-signed by Minnesota to a multi-year contract on Sept. 1, 2011.

## WNBA Career Capsule

**2011:** Completed her eighth WNBA season and second with the Lynx, starting all 34 games for the first time in her career... Averaged 10.2 ppg and a team-leading 8.9 ppg (in 27.6 mpg) while shooting a career-high 51.1% from the floor and 66.7% from the FT line... Ranked 3rd in the WNBA in rebounding and 9th in FG accuracy; she broke her own franchise single-season record by pulling down 205 defensive boards... Started the 2011 WNBA All-Star Game on July 23, netting 20 points and nine rebounds... Chosen Western Conference Player of the Week on July 18... Snared a season-high 16 rebounds July 13 vs. Phoenix; she holds the club career record with 20 double-doubles... Named Western Conference Player of the Month for June, the first time a Lynx player has been so honored... The June 24 outing in Seattle halted her run of six straight double-doubles to open the season, tying the WNBA record shared by Lisa Leslie (2003) and Candace Parker (2010)... Had 22 points and 14 rebounds June 9 at Seattle, her fourth career 20/10 effort, and logged a season-high 37:23 vs. Atlanta on June 17... **2010:** Completed her first season in Minnesota (seventh in the WNBA) by shattering franchise records in all rebounding categories and being named to the league's All-Defensive Second Team for the third time in four years... Started the season's final 30 games, after being activated from the Suspended List on May 24... Tallied 11.3 ppg (on 42.9% shooting) and a career-high 10.3 rpg, becoming one of just eight players in league history to average a double-double over a full season... Ranked 2nd in the league in rebounding and 1st in offensive boards (4.1 rpg)... Led Minnesota in rebounding 23 times (16 double-digit nights) and ranked 6th in the WNBA with a franchise-record 12 point/rebound double-doubles... Scored her 2000th career point Aug. 15 vs. San Antonio, and hauled down the 1500th rebound of her career Aug. 20 at Los Angeles... Grabbed a club-record 18 rebounds Aug. 8 vs. New York, surpassing her previous season high of 17 set July 24 vs. Phoenix... Played for the WNBA Stars in the 2010 "Stars at the Sun" game July 10 in Uncasville, Conn... Finished with a game- and season-high 24 points July 8 vs. San Antonio, her third 20/10 effort; she tallied 23 points with 11 rebounds June 4 at Tulsa, and added 21 points with 13 boards June 22 at New York... **2009:** Started 17 of 27 games played, averaging a career-high 12.3 ppg, good for 27th in the league... Hauled in 7.0 rpg (10th best in the league), including five games of 10+ rebounds... Ranked third in the league in offensive rebounds per game (2.5)... Poured in a career-high 32 points on a career-high 13 field goals vs. Connecticut on Sept. 1, 2009... Scored in double-figure 19 times, including the last 17 contests, in which she averaged 15.3 ppg... **2008:** Averaged 10.9 ppg (50.0 FG%, 67.1 FT%), 7.1 rpg, 0.4 apg, 1.2 spg, 0.7 bpg, and 26.0 mpg in 30 games played (30 started)... Scored in double figures in 19 games and tallied five double-doubles... **2007:** Averaged a career-high 11.5 ppg (47.3 FG%, 68.6 FT%), 8.9 rpg, 0.7 apg, 1.3 spg, 0.9 bpg, and 28.2 mpg through 33 games played (28 started)... Named as a reserve for the 2007 All-Star Game, but could not participate due to injury... WNBA All-Defensive Second Team honoree... Finished the season ranked first in the WNBA in offensive rebounds (130) and second in rebounds per game... Scored in double figures in 21 games and recorded 10 double-doubles... Led the league in offensive rebounds... Scored a career-high 24 points at Phoenix (8/19)... Grabbed a career-high 19 rebounds at San Antonio (8/9)... Recorded a career-high four blocks at San Antonio (8/15)... **2006:** Averaged 6.8 ppg (46.1 FG%, 58.7 FT%), 5.6 rpg, 0.5 apg, 0.6 spg, 0.4 bpg and 17.6 mpg through 34 game played (14 started)... Scored a season-high 18 points at Detroit (7/30)... Recorded two double-doubles and scored in double figures eight times... **2005:** Averaged 7.8 ppg (42.7 FG%, 59.8 FT%), 5.5 rpg, 0.5 apg, 0.8 spg, 0.4 bpg and 21.2 mpg through 34 game played (16 started)... Scored a season-high 17 points at Los Angeles (8/16)... Grabbed a season-high 14 rebounds vs. Detroit (7/24)... Recorded four double-doubles and scored in double figures 12 times... 2004: Averaged 4.4 ppg (42.1 FG%, 71.7 FT%), 3.6 rpg, 0.6 apg, 0.7 spg, 0.4 bpg, and 14.5 mpg through 34 games played (one started).

## Playoffs

**2011:** Captured her second career WNBA Championship with the Lynx in 2011... Averaged 11.9 points and 10.8 rebounds in 30.6 minutes per contest... Her 10.8 rebounds per game ranked third in the WNBA during the postseason... Scored a single-game postseason career-high 26 points in game one of the WNBA Finals to lead the Lynx to victory... Grabbed a single-game postseason career-high 16 rebounds in game two of the Western Conference Semifinals against San Antonio... **2007:** Averaged 15 ppg (.613 FG%, --- 3FG%, .700 FT%), 6.3 rpg, 0.3 apg, 1.0 spg, 1.7 bpg and 29.3 mpg through three playoff games (three started)... **2006:** Averaged 6.0 ppg (.333 FG%, .000 3FG%, .643 FT%), 3.6 rpg, 0.6 apg, 0.3 spg, 0.7 bpg and 17.2 mpg in nine playoff games... **2005:** Averaged 6.0 ppg (.333 FG%, .000 3FG%, .643 FT%), 3.6 rpg, 0.6 apg, 0.3 spg, 0.7 bpg and 17.2 mpg in nine playoff games... **2004:** Averaged 3.2 ppg (.350 FG%, --- 3FG%, .714 FT%), 2.8 rpg, 0.5 apg, 0.3 spg, 0.7 bpg and 13.3 mpg in six playoff contests.

## International

**2011:** Participated in the USA Basketball-Women's National Team May Training Camp in Las Vegas... **2010:** Added to the 2010-12 USA Women's National Team pool... **2008:** Helped the USA Women's National Team earn the gold medal and qualify for the 2008 Beijing Olympics during the FIBA Americas Tournament in Chile... **2003:** Won a silver medal with the USA team at the 2003 USA Pan American Games in Santo Domingo, Dominican Republic.

## Overseas

**2011-12:** Played with Nadezhda Orenburg in the Russian League... Averaged 15.5 points and 9.2 rebounds per game during EuroLeague play... Appeared in 28 games, averaging 27.9 minutes and averaging 14.9 points and 8.5 rebounds in Russian League play... Recorded 33 points and 10 rebounds in the Russian League finale, leading Nadezhda to a third place finish... **2010-11:** Spent the offseason in Spain, playing for power Ros Casares... Averaged 15.5 points and 9.2 rebounds per game in leading Ros Casares to the EuroLeague Final Four... Earned EuroLeague All-Star honors... In 30 games in the Spanish League, averaged 16.7 points and 8.8 rebounds per game while shooting .528 percent from the floor... **2009-10:** Spent her second off-season with Italian side Cras Basket Taranto... Averaged 14.7 points and 7.6 rebounds per game in 30 Italian League contests... Also appeared in 12 EuroLeague games, averaging 15.7 points and 8.3 rebounds per game in 29.6 mpg... Played in the 2010 EuroLeague All-Star Game, scoring a team-high 15 points... **2008-09:** Did not compete overseas while recovering from injury... **2007-08:** Played for Cras Basket Taranto in Italy, averaging 20 ppg, 14 rpg, 1 apg, 2.2 spg, 0.5 bpg and 33.4 mpg... **2006-07:** Played for Dynamo in Russia during the 2006-2007 off-season and averaged 11.2 ppg (.462 FG%, .167 3FG%, .686 FT%), 10.0 rpg, 1.1 apg, 1.4 spg, 0.5 bpg and 23.8 mpg... Won the 2007 FIBA Women's EuroCup... **2005-06:** Played for Dexia Namur in Belgium for a second season during the 2005-06 off-season, averaging 34.7 mpg, 17.6 ppg (47.6 FG%), 11.0 rpg and 2.5 spg and played in the 2006 FIBA All-Star Game... **2004-05:** Played for Dexia Namur in Belgium during the 2004-05 off-season and averaged 16 ppg and 8.9 rpg.

## College

Georgetown's all-time leading rebounder (1,093) and single season rebound record holder with 336 (2004)... Ranks second and third in blocked shots for a single season at Georgetown (51 in 2003, 50 in 2004)... Ranks second all-time in career-points (1,762)... **2003-04:** Associated Press All-America honorable mention... BIG EAST Defensive Player of the Year... All-BIG EAST First Team... Candidate for Naismith College Basketball Player of the Year award... Led Georgetown in scoring (19.1 ppg), rebounding (12.0 rpg), and blocks (50)... **2002-03:** All-BIG EAST First Team... Led the BIG EAST in rebounding (10.7 rpg), ranked second in blocks (1.8 bpg) and ranked seventh in points (16.6 ppg)... **2001-02:** All-BIG EAST honorable mention... Led Georgetown in scoring (15.1 ppg) and rebounds (8.5 rpg)... Missed nine games with a stress fracture in her lower right leg... Set two Georgetown records - free throws made and attempted - netting 19-of-20 from the charity stripe vs. GW (12/5/01) and scored a career-high 29 points in that game... **2000-01:** BIG EAST Rookie of the Year... All-BIG EAST honorable mention... Led the conference with 13 double-doubles... Became the first freshman to win the BIG EAST rebounding title (9.2 rpg)... Second on the team in scoring (14.8 ppg) and scored 20-plus points six times.

## Personal

Nickname is Bekky... Born in Washington, D.C.. Has a twin brother... Launched 32 Foundation in 2005, a non-profit corporation based in Maryland (but serves the Washington, D.C. Metropolitan Area) that provides academic and athletic enrichment programs, awards scholarships, initiates programs to spur amateur play and provides mentoring... Loves to buy and remodel houses... First Team All-Met selection her senior year in high school and a third team selection as a junior... Averaged 20.5 points and 15.2 rebounds per game her senior year at OHHS... Her first job was lifeguard duty (for three years)... Favorite TV show is Court TV... Loves to sleep and watch movies, especially scary ones.



# 2012 MINNESOTA LYNX MEDIA GUIDE

2011 WNBA CHAMPIONS



# HARRIS



## AMBER HARRIS



# #6

HEIGHT 6-5  
WEIGHT 202

Forward



### WNBA Stats

Year	G-GS	MIN	FIELD GOALS			3-POINT FG			FREETHROWS			REBOUNDS							PTS	PPG
			FG	FGA	PCT	FG	FGA	PCT	FT	FTA	PCT	OFF	DEF	TOT	AST	STL	TO	BLK		
11/MIN	27-0	279	33	83	.398	0	0	---	23	31	.742	24	36	60	11	3	13	11	89	3.3
Totals	27-0	279	33	83	.398	0	0	---	23	31	.742	24	36	60	11	3	13	11	89	3.3

### Playoffs

Year	G-GS	MIN	FIELD GOALS			3-POINT FG			FREETHROWS			REBOUNDS							PTS	PPG
			FG	FGA	PCT	FG	FGA	PCT	FT	FTA	PCT	OFF	DEF	TOT	AST	STL	TO	BLK		
11/MIN	6-0	31	4	10	.400	1	1	1.000	0	0	---	1	6	7	1	1	0	0	9	1.5
Totals	6-0	31	4	10	.400	1	1	1.000	0	0	---	1	6	7	1	1	0	0	9	1.5

**COLLEGE** Xavier '11  
**EXPERIENCE** WNBA - 1 Year  
**BIRTHDATE** Jan. 16, 1988  
**BIRTHPLACE** Indianapolis  
**HIGH SCHOOL** North Central High School (Indianapolis)  
**DRAFTED** 2011 1st Round/4th Overall (Minnesota)  
**ACQUIRED** 2011 WNBA Draft

### Career Highs

**Minutes:** 21, June 8, 2011 vs. Tulsa  
**FGM:** 6, Sept. 4, 2011 at New York  
**FGA:** 10, June 5, 2011 vs. Los Angeles  
**3-FGM:** N/A  
**3-FGA:** N/A  
**FTM:** 5, June 5, 2011 vs. Los Angeles  
**FTA:** 8, June 5, 2011 vs. Los Angeles  
**Off Rebs:** 4, June 5, 2011 vs. Los Angeles  
**Def Rebs:** 5, June 7, 2011 vs. Tulsa  
**Rebounds:** 8 (2x), MR: June 8, 2011 vs. Tulsa  
**Assists:** 2, July 7, 2011 vs. Connecticut  
**Steals:** 1 (3x), MR: Aug. 30, 2011 vs. Washington  
**Blocks:** 3, Sept. 4, 2011 at Phoenix  
**Points:** 12, Sept. 4, 2011 at New York





# 2012 MINNESOTA LYNX MEDIA GUIDE

2011 WNBA CHAMPIONS



# HARRIS

## Career Transactions

Selected by the Lynx with the 4th overall pick in the 2011 WNBA Draft... Signed first professional contract on April 20, 2011.

## WNBA Career Capsule

**2011:** Saw action in 27 games during her rookie season with Minnesota, drawing five DNP-CDs and missing the final two contests due to a concussion suffered Sept. 4 at New York... Averaged 3.3 ppg and 2.2 rpg in 10.3 mpg, while shooting 39.8% from the field and 74.2% from the FT line... Collected season highs with 12 points and three blocks at New York on Sept. 4; she tallied 10 points in the 4th quarter, part of her third double-digit scoring night this year... Played 17:22 at Chicago on Aug. 12, her high total since logging 20:59 vs. Tulsa on June 7; she played 15+ minutes eight times, averaging 6.3 ppg and 4.8 rpg in those games... Shot 47.4% (27-for-57) over her final 21 appearances, following a 23.1% (6-for-26) start to the year... Had 11 points and a season-high eight rebounds June 5 vs. Los Angeles.

## Playoffs

**2011:** Appeared in six postseason contests as the Lynx won the 2011 WNBA Championship... Averaged 1.5 points and 1.2 rebounds per game.

## Overseas

**2011-12:** Signed midseason with Elizur Ramla in the Israel D1 League... Finish in second place in Israel D1 League... Averaged 9.8 points and 7.3 rebounds on 47.1 percent shooting in 26.6 minutes per game... Appeared in three games in the Turkish League with Besiktas, averaging 8.3 points in 19.7 minutes per game

## College

Named the 2011 Atlantic 10 Player of the Year for the second time in her career in 2010... Four-time All-A-10 First Team honoree... First Musketeer to be honored as a WBCA State Farm All-American in 2009-10... All-time blocked shots leader at Xavier... Only the second player in school history to surpass the 2,000-point, 1,000-rebound mark... Averaged a career-high 18.7 points and 10.2 rebounds per game over her senior year in leading Xavier to the NCAA Tournament... Scored 20 or more points 37 times in her career, including 14 times her senior year... Sat out the 2008-09 season due to an injury.

## Personal

Born on January 16, 1988 in Indianapolis, Indiana... She is the daughter of Briggette Boyd... Graduated in the spring of 2010 with a bachelor's degree in liberal arts... Currently pursuing a degree in criminal justice.





# 2012 MINNESOTA LYNX MEDIA GUIDE

2011 WNBA CHAMPIONS



MCMILLIAMS-FRANKLIN



#8

HEIGHT 6-2

WEIGHT 195

Center

TAJ MCMILLIAMS-FRANKLIN



### WNBA Stats

Year	FIELD GOALS					3-POINT FG			FREE THROWS			REBOUNDS		STL	TO	BLK	PTS	PPG		
	G-GS	MIN	FG	FGA	PCT	FG	FGA	PCT	FT	FTA	PCT	OFF	DEF						TOT	AST
99/ORL	32-32	1,042	159	319	.480	20	45	.444	94	141	.667	81	158	239	51	57	80	38	420	13.1
00/ORL	32-32	1,098	173	330	.524	5	17	.294	87	122	.713	90	154	244	54	59	83	31	438	13.7
01/ORL	32-32	1,059	157	331	.477	2	10	.200	87	117	.744	114	129	243	69	52	80	50	403	12.6
02/ORL	13-12	383	41	82	.500	1	3	.333	27	31	.871	21	42	63	13	19	22	14	110	8.5
03/CONN	34-34	983	133	301	.442	12	43	.279	76	102	.745	78	149	227	49	43	54	33	354	10.4
04/CONN	34-34	1,133	168	352	.477	0	12	.000	77	128	.602	83	161	244	63	48	73	45	413	12.1
05/CONN	34-34	1,083	180	364	.495	4	18	.222	107	136	.787	78	170	248	65	37	59	25	471	13.9
06/CONN	32-32	1,004	164	329	.498	1	8	.125	81	110	.736	104	202	306	80	35	78	31	410	12.8
07/LA	29-27	851	125	255	.490	3	13	.231	68	88	.773	69	101	170	49	34	50	30	321	11.1
08/DET	7-7	185	27	64	.422	1	1	1.000	20	22	.909	17	30	47	13	3	9	5	75	10.7
08/WAS	26-26	862	147	280	.525	7	25	.280	46	63	.730	59	132	191	41	44	75	25	347	13.3
09/DET	34-34	1,032	139	283	.491	3	15	.200	51	68	.750	65	160	225	98	33	66	16	332	9.8
10/NY	34-34	994	140	274	.511	6	23	.261	46	92	.826	74	110	184	69	47	52	30	362	10.6
11/MIN	34-33	965	116	261	.444	2	9	.222	47	61	.770	74	131	205	81	35	53	24	281	8.3
<b>Totals</b>	<b>407-403</b>	<b>12,675</b>	<b>1,863</b>	<b>3,825</b>	<b>.487</b>	<b>67</b>	<b>242</b>	<b>.277</b>	<b>944</b>	<b>1,281</b>	<b>.737</b>	<b>1,007</b>	<b>1,829</b>	<b>2,836</b>	<b>795</b>	<b>546</b>	<b>834</b>	<b>397</b>	<b>4,737</b>	<b>11.6</b>

### Playoffs

Year	FIELD GOALS					3-POINT FG			FREE THROWS			REBOUNDS		STL	TO	BLK	PTS	PPG		
	G-GS	MIN	FG	FGA	PCT	FG	FGA	PCT	FT	FTA	PCT	OFF	DEF						TOT	AST
00/ORL	3-3	107	18	38	.474	0	2	.000	7	9	.778	6	17	23	5	2	5	3	43	14.3
03/ORL	4-4	122	24	47	.511	1	5	.200	16	17	.941	9	21	30	5	6	6	2	65	16.3
04/CONN	8-8	252	35	87	.402	1	2	.500	12	18	.667	19	40	59	15	12	13	6	83	10.4
05/CONN	8-8	284	48	94	.511	1	3	.333	3	38	.789	22	53	75	13	9	16	11	127	15.9
06/CONN	5-5	164	27	63	.429	0	3	.000	10	15	.667	16	31	47	11	2	9	4	64	12.8
08/DET	9-9	293	48	98	.490	1	2	.500	19	22	.864	19	44	63	19	9	17	12	116	12.9
09/DET	5-5	134	18	28	.643	1	1	1.000	1	2	.500	6	12	22	9	5	13	2	38	7.6
10/NY	5-5	152	17	38	.447	0	1	.000	8	11	.727	16	27	43	13	3	15	5	42	8.4
11/MIN	8-8	242	30	66	.455	0	1	.000	25	30	.833	10	32	42	26	4	18	10	85	10.6
<b>Totals</b>	<b>55-55</b>	<b>1,750</b>	<b>265</b>	<b>559</b>	<b>.474</b>	<b>5</b>	<b>20</b>	<b>.250</b>	<b>128</b>	<b>162</b>	<b>.790</b>	<b>123</b>	<b>281</b>	<b>404</b>	<b>116</b>	<b>52</b>	<b>112</b>	<b>55</b>	<b>663</b>	<b>12.1</b>

**COLLEGE** St. Edward's '93  
**EXPERIENCE** WNBA - 12 Years  
**BIRTHDATE** Oct. 20, 1970  
**BIRTHPLACE** El Paso, Texas  
**DRAFTED** 1999 3rd Round/  
 32nd Overall (Orlando)  
**ACQUIRED** Signed as a free agent on Feb. 18, 2011

### Career Highs

**Minutes:** 47, Aug. 9, 2000 at Miami  
**FGM:** 12, June 24, 2008 vs. Phoenix  
**FGA:** 23, Aug. 9, 2000 at Miami  
**3-FGM:** 3, June 10, 1999 vs. Houston  
**3-FGA:** 5 (2x), MR: June 22, 2003 vs. Detroit  
**FTM:** 11, July 30, 2005 vs. Detroit  
**FTA:** 14, June 22, 2003 vs. Detroit  
**Off Rebs:** 10, July 18, 2001 vs. Houston  
**Def Rebs:** 11 (3x), MR: Aug. 6, 2006 at Houston  
**Rebounds:** 17, June 16, 2006 vs. Phoenix  
**Assists:** 7 (3x), MR: Aug. 13, 2010 at Atlanta  
**Steals:** 5 (5x), MR: Aug. 30, 2011 vs. Washington  
**Blocks:** 5 (5x), MR: June 11, 2008 vs. Sacramento  
**Points:** 31, June 24, 2008 vs. Phoenix





# 2012 MINNESOTA LYNX MEDIA GUIDE

2011 WNBA CHAMPIONS



# FRANKLIN-McWILLIAMS-

## Career Transactions

Signed by the Lynx as a free agent on Feb. 18, 2011... Selected by the Orlando Miracle in the third round (No. 32 overall) in the 1999 WNBA Draft... The Miracle relocated to Connecticut and was renamed the Connecticut Sun prior to the 2003 season... Traded to the Los Angeles Sparks on February 21, 2007 in exchange for the draft rights of Erika DeSouza and the 12th pick in the 2007 WNBA Draft ... Traded to the Washington Mystics on April 22, 2008 in exchange for DeLisha Milton-Jones ... Traded to the Detroit Shock in exchange for Tasha Humphrey, Eshaya Murphy and a second-round draft pick in the 2009 WNBA Draft ... Signed a one-year contract extension for the 2009 season on August 12, 2008 ... Signed as a free agent by the New York Liberty on April 22, 2010.

## WNBA Career Capsule

**2011:** Completed her first season with the Lynx and 13th in the WNBA by again playing in all 34 contests; she's now appeared in 138 consecutive games since August 2007... Came off the bench June 30 at Tulsa, just the fourth reserve appearance of her career... Averaged 8.3 ppg, 6.0 rpg and a team-high 0.71 bpg while playing 28.4 mpg; she ranked 16th in rebounding and led all centers in assists (2.4 apg)... Shot 44.4% from the field and 77.0% from the FT line, boosting her FG accuracy to 49.7% (80-for-161) over the final 21 contests... Matched her career best (and tied a team season high) by swiping five steals vs. Washington on Aug. 30... The Aug. 23 game at Tulsa was the 400th of her career; she's the sixth player in WNBA history to reach that plateau (T.Smith, Penicheiro, Thompson, V.Johnson, K.Smith)... The season-high 18 points Aug. 23 at Tulsa marked the second time she was Minnesota's top scorer; she had a season-high three blocks Aug. 26 vs. San Antonio... Tied her season high with five assists Aug. 18 at Washington... Sank the game-winning jumper with :01.3 to play Aug. 4 vs. San Antonio; her 18 points marked her sixth straight double-digit effort... Posted her lone double-double Aug. 2 vs. Phoenix (11 points, 10 rebounds), and was the Lynx' top rebounder on 10 occasions... Logged a season-high 37:28 July 31 at San Antonio... Pulled in 12 rebounds June 19 in Atlanta, her top total since August 2009... Passed the 12,000-minute mark July 13 vs. Phoenix, and grabbed her 1000th career offensive rebound Aug. 28 at San Antonio... **2010:** Signed in the offseason by the New York Liberty... For the fourth consecutive and seventh out of the last eight seasons, started every game she played in (34)... Averaged in double figures (10.6 ppg) over a full season for 10th time in her career... Pulled down 5.4 rebounds per game... Finished 7th in the league in field-goal percentage (.511)... Scored in double-figures 23 times and pulled down 10+ rebounds six occasions... Scored a season-high 20 points to go along with 10 rebounds on July 6 at Seattle... **2009:** Started in all 34 games she appeared in... Scored in double figures 17 times and grabbed 10 or more rebounds seven times... Ranked No. 13 in the WNBA in rebounds per game (6.6), No. 9 in field goal percentage (.491) and No. 16 in assists per game (2.9)... SEASON HIGHS: PTS: 21 (@ SAC, 7/19); REB: 13 (@ WAS, 8/11); AST: 6 (MN, 7/31); STL: 3 (@ SAC, 7/19); BS: 2 (3X, ); FGM: 9 (@ SAC, 7/19); FGA: 14 (MN, 7/31); FTM: 9 (@ WAS, 8/11); FTA: 10 (@ WAS, 8/11); MIN: 42 (ATL, 7/22)... **2008:** Appeared in 26 games with 26 starts for Washington, while averaging 13.3 ppg and 7.3 rpg before being traded to Detroit... Started in all seven match-ups she appeared in as a member of the Shock, averaging 10.7 ppg and 6.7 rpg... Led Detroit in scoring once, rebounds four times and assists once... **2007:** Appeared in 29 games, with 27 starts for Los Angeles... Averaged in double figures for the eighth season of her career, and fifth consecutive summer... Named a WNBA All-Star for the sixth time of her career, and first as a member of the Western Conference... **2006:** Appeared in 32 of 34 games... Collected double figure rebounds 16 times... Registered 3,000th career point... No. 2 leading rebounder in the WNBA... Set single-season franchise records for total rebounds (306), defensive rebounds (202), rebound average (9.6) and double-doubles (12)... Named WNBA Player of the Week twice, as well as WNBA All-Star and All-WNBA Second Team... **2005:** Started in all 34 games she appeared in and led the Sun in rebounding 16 times... Ranked No. 4 in the WNBA in rebounds per game (7.3)... Became the 22nd player in WNBA history to reach the 2,500-point mark... Scored in double figures 28 times, a single-season career high and in rebounds nine times... Selected as the recipient of the 2005 Kim Perrot Sportsmanship Award, and named to the All-WNBA Second Team and the All-Defensive Second Team... **2004:** Started in all 34 games she appeared in during the 2004 season and led the Sun in rebounding... Posted in double digits 24 times and reached double figures in rebounds seven times... Ranked amongst WNBA's top 10 statistical leaders in 12 categories... Selected to play on a WNBA All-Star team that faced United States Olympic team in a tune-up game at Radio City Music Hall... **2003:** Started in all 34 games she appeared in while leading the Sun in rebounds and blocked shot... Scored in double figures 17 times... Started in all 34 games she appeared in during the 2004 season and led the Sun in rebounding... Posted in double digits 24 times and reached double figures in rebounds seven times... Ranked amongst WNBA's top 10 statistical leaders in 12 categories... Selected to play on a WNBA All-Star team that faced United States Olympic team in a tune-up game at Radio City Music Hall... **2002:** Appeared in 13 games with 12 starts due to pregnancy... Prior to being placed on the injured list, led the team in rebounding five times... **2001:** Started in all 32 games she appeared in... Ranked amongst WNBA's top 20 statistical leaders in scoring (16th, 12.6) and rebounds (8th, 7.6)... Named to third consecutive WNBA All-Star team... Posted in double figures 27 times and led the team in rebounds 20 times... **2000:** Appeared in 32 games with 32 starts in 2000, while leading the team in scoring (13.7) and rebounds (7.6)... Named to the 2000 Eastern Conference All-Star team as a starter... **1999:** Started in all 32 games she appeared in and led the team in rebounds per game (7.5)... Named to the 1999 Eastern Conference All-Star team.

## Playoffs

**2011:** Captured her second career WNBA Championship in her ninth career postseason appearance with her fifth different team... Started all eight contests, averaging 10.6 points and 5.3 rebounds in 30.3 minutes per game... Dished out a single-game postseason career-high seven assists in game 2 of the Western Conference Finals to go along with 21 points and six rebounds... **2010:** Earned her eighth career trip to the WNBA postseason... In five games, all starts, averaged 8.4 points and 8.6 rebounds in 30.4 mpg... Surpassed the 1500-minute mark in the playoffs during Conference Finals loss to Atlanta on Sept. 7, 2010... **2009:** Appeared in five games with five starts, and posted 10 points in Game Two versus Atlanta to advance to the Eastern Conference Finals... **2008:** Appeared in all nine post-season games, en route to winning her first WNBA Championship... Led the team in rebounds four times and assists three times... Registered 400th career playoff point and pulled down the 250th playoff rebound in series versus Indiana... **2006:** Averaged 12.8 ppg and 9.4 rpg for a second consecutive post-season, which remains to be a career-best... **2005:** Led the Sun in scoring (15.9) throughout the post-season, and led all players in the WNBA Finals in boards per game (12.3)... Set a franchise record of 16 rebounds in Game Two of the Finals... **2004:** Led the Sun in rebounds (59) and steals (13) while leading the franchise to the Conference Finals... **2003:** Averaged 16.3 ppg (still a career-high) and 7.5 rpg in four playoff games, all starts... **2000:** Averaged 14.3 points and 7.6 rebounds in 2000 First Round loss to Cleveland Rockers.

## Professional

Drafted in 1996 (40th overall) by the Richmond-Philadelphia Rage of the American Basketball League (ABL), where she played three seasons... Led the ABL in blocks with 1.5 per game and ranked fifth in field goal percentage (.528)... Member of the 1997 All-ABL second team... Finished the 1996-97 season ranked first in the ABL in blocked shots (1.5), second in rebounds (8.5), third in field goal percentage (.540) and eighth in steals (2.1).

## Overseas

**2011-12:** Began her winter playing with Elitzur Ramla in the Israel D1 League... Appeared in five D1 league games with Elitzur, averaging 11.4 points and 7.6 rebounds per game in 32.5 minutes... Appeared in four EuroCup games with Elitzur, averaging 10.8 points and 6.3 rebounds per game... Moved to Poland where she joined the Wisla Can-Pack... Appeared in 14 games with the Wisla Can-Pack en route to the Polish League title, averaging 11.0 points and 7.1 rebounds per game... **2010-11:** Began her 2010-11 WNBA off-season in Spain playing for Ros Casares... Averaged 6.8 points and 5.6 rebounds in five games in the Spanish Domestic League... Moved on to Russia where she played with Spartak Moscow... In 16 Superleague games, averaged 8.3 points and 4.3 rebounds per game while shooting .442 percent from the floor... Led Spartak to the EuroLeague Finals, averaging 10.8 points and 9.1 rebounds in eight EuroLeague games... **2009-10:** Competed for Frisco Sika Bano in the Czech Republic; averaged 12.6 ppg and 7.8 rpg through 16 Euroleague games ... **2008-09:** Returned to Famila Schio Beretta (Italy) for the off-season... **2007-08:** Spent her winter in Turkey, with Galatasaray... **2006-07:** After having knee surgery in the 2007 offseason, played in winter of 2007 in Israel... **2005-06:** Spent parts of the offseason in Russia and Korea... Played for Spartak Moscow and the Shinhan Bank S-Birds in South Korea, where she won the Korean title and was named the Finals MVP... **2004-05:** Spent the WNBA off-season in Italy with Lavezzini Parma of the FIBA EuroLeague ... **2003-04:** Was a dominant center for Gambrinus JME Brno of the Czech Republic during the 2004 WNBA offseason ... **2003:** Played for Puig Di'En Valls, Ibiza, Spain... **1999-01:** Played in Italy for Famila Schio.

## College

1993 NAIA National Player of the Year, 1993 Kodak NAIA All-America team, 1992 NAIA All-America Second Team, two-time (1992, 1993) NAIA All-Tournament team member... Set records at St. Edwards for career scoring (1,837 points), most points scored for a single season (760), highest scoring average (24.5 ppg) and highest field goal percentage (.640)... Transferred to St. Edwards after one season at Georgia State (1989-90).

## Personal

Born on October 20, 1970 to Stephanie Wiggins and Marvin McWilliams in El Paso, Texas... Married to Sgt. Reginald Franklin, who she met while playing basketball in Italy... Mother of three daughters, Michele, Schera and Maia... Speaks Italian and Spanish... English writing and rhetoric major at St. Edward's... Enjoys sewing, wants to start her own clothing line... Writes poetry and short stories, also enjoys reading... Plays X-Box and Playstation2, particularly Scrabble, Wheel of Fortune and The Weakest Link... Loves professional wrestling (WWE and TNA), and fulfilled a life-long dream by attending Wrestlemania 22 (April 2005).



# 2012 MINNESOTA LYNX MEDIA GUIDE

2011 WNBA CHAMPIONS



# MOORE



## MAYA MOORE



# #23

HEIGHT 6-0

WEIGHT 175

Forward



**COLLEGE** Connecticut '11  
**EXPERIENCE** WNBA - 1 Year  
**BIRTHDATE** June 11, 1989  
**BIRTHPLACE** Jefferson City, Mo.  
**High School** Collins Hill High School (Suwanee, Ga.)  
**DRAFTED** 2011 1st Round/1st Overall (Minnesota)  
**ACQUIRED** 2011 WNBA Draft

### Career Highs

**Minutes:** 35 (2x), MR: Aug. 7, 2011 at Los Angeles  
**FGM:** 9, July 9, 2011 vs. Connecticut  
**FGA:** 18 (2x), Aug. 26, 2011 vs. San Antonio  
**3-FGM:** 6 (2x), Aug. 9, 2011 at Phoenix  
**3-FGA:** 11, June 3, 2011 at Los Angeles  
**FTM:** 6, Aug. 9, 2011 at Phoenix  
**FTA:** 9, Aug. 9, 2011 at Phoenix  
**Off Rebs:** 5, July 16, 2011 vs. Seattle  
**Def Rebs:** 10, Aug. 28, 2011 at San Antonio  
**Rebounds:** 12, Aug. 28, 2011 at San Antonio  
**Assists:** 6, July 29, 2011 vs. Seattle  
**Steals:** 5, Aug. 9, 2011 at Phoenix  
**Blocks:** 2 (3x), MR: Sept. 8, 2011 vs. Chicago  
**Points:** 28, Aug. 9, 2011 at Phoenix

### WNBA Stats

Year	G-GS	MIN	FIELD GOALS			3-POINT FG			FREE THROWS			REBOUNDS			AST	STL	TO	BLK	PTS	PPG
			FG	FGA	PCT	FG	FGA	PCT	FT	FTA	PCT	OFF	DEF	TOT						
11/MIN	34-34	951	164	374	.439	58	157	.369	63	80	.787	57	100	157	90	48	50	16	449	13.2
Totals	34-34	951	164	374	.439	58	157	.369	63	80	.787	57	100	157	90	48	50	16	449	13.2

### Playoffs

Year	G-GS	MIN	FIELD GOALS			3-POINT FG			FREE THROWS			REBOUNDS			AST	STL	TO	BLK	PTS	PPG
			FG	FGA	PCT	FG	FGA	PCT	FT	FTA	PCT	OFF	DEF	TOT						
8-8	223	38	83	458	.458	14	35	.400	20	29	.690	19	28	47	18	8	15	5	110	13.8
Totals	8-8	223	38	83	.458	14	35	.400	20	29	.690	19	28	47	18	8	15	5	110	13.8





# 2012 MINNESOTA LYNX MEDIA GUIDE

2011 WNBA CHAMPIONS



## Career Transactions

Selected by Minnesota in the 1st round (1st overall) of the 2011 WNBA Draft... Signed on Apr. 14, 2011.

## WNBA Career Capsule

**2011:** Started all 34 games during her first season in Minnesota, the WNBA's only rookie to accomplish that feat... Collected 13.2 ppg, 4.6 rpg and 2.6 apg while playing 28.0 mpg; she also ranked 12th in the WNBA in steals (1.41 spg)... Shot 43.9% from the field, 36.9% (58-for-157) from three-point range and 78.8% from the FT line; her accuracy climbed to 49.0% (71-for-145) -- 45.5% (30-for-66) from beyond the arc -- over the final 14 games... Was the Lynx' top scorer seven times, with 23 double-figure nights and five 20+ outings... Scored a game-high 19 points Sept. 4 at New York, one of seven times she led... Named the WNBA's Rookie of the Month for both July and August... Registered her first career double-double Aug. 28 at San Antonio, totaling 19 points and a season-high 12 rebounds... Pumped in a season-high 28 points Aug. 9 at Phoenix; she tied Tamika Catchings' WNBA record by shooting 6-for-6 from beyond the arc... Also swiped five steals at Phoenix, a team season best... Played a season-high 34:51 Aug. 2 vs. Phoenix... Started the 2011 WNBA All-Star Game on July 23 in San Antonio, totaling 10 points and three assists... Dealt a season-high six assists July 29 vs. Seattle, and had nine rebounds July 16 vs. Seattle; Minnesota went 11-0 when she grabbed 6+ boards... Netted 26 points July 9 vs. Connecticut; her six three-pointers were one short of Katie Smith's club single-game record (at Seattle, June 14, 2003)... Named the 2011 winner of the Honda-Broderick Cup on June 27, the second straight year she's been honored.

## Playoffs

**2011:** In her first postseason appearance, averaged 13.8 points and 5.9 rebounds per game as the Lynx won the 2011 WNBA Championship... Started all eight contests, reaching double-figures scoring in seven games, including scoring 20+ points once... Drained six-of-eight three pointers in game two of the Western Conference Finals to lead the Lynx to their first ever WNBA Finals appearances.

## International

**2012:** Will represent Team USA in the 2012 Summer Olympics... **2011:** Participated in the USA Basketball Women's National Team May Training Camp in Las Vegas... The lone collegiate player on the 2010 Gold Medal Winning United States FIBA World Championship Team... Extensive history with USA Basketball began in 2006 when she captured the Gold Medal at the FIBA Americas U18 Tournament... Also won Gold at the 2009 World University Games and the 2007 FIBA U19 World Championships.

## Overseas

**2011-12:** Spent her first winter overseas playing with Ros Casares Valencia in the Spanish LFB... Appeared in 10 games with Ros Casares during EuroLeague play, averaging 12.7 points and 6.2 rebounds per game... Shot 44.8 percent in the field, including 91.7 percent from the free-throw line... Won the EuroLeague title, defeating Rivas Ecompolis 2-0 in the finals... Appeared in 20 games with Ros Casares during LFB play... Averaged 13.1 points, 4.2 rebounds and 3.1 assists in 22.5 minutes per game... Shot 50.0 percent from the floor and 45.3 percent from three-point range during LFB play... Went undefeated in Spanish League play, including defeating Perfumerias Avenida Salamanca for the Spanish League title.

## College

UConn's career scoring leaders with a total of 3,036 points - surpassing Tina Charles' total of 2,346 on Dec. 5, 2010... Trophy case includes three Wade Trophy Awards (given annually to the nation's best player), two Wooden and Naismith Awards and two National Championship trophies... Became just the second player in NCAA history to be named an All-American four times... Captained the UConn women to an astounding 90 consecutive victories - a total that broke the NCAA record for consecutive wins without a loss... Finished career an incredible 150-4, setting the all-time NCAA mark for career wins - male or female... Shot over 50.0 percent from the floor in each of her four seasons with Connecticut and made 311 three-pointers over her career - second most in school history... Scored at least 20 points 76 times and 30 or more points 12 times in her career... Honored as the 2010 CoSIDA Academic All-American of the Year and as the 2010 BIG EAST Scholar-Athlete of the Year... Moore was also honored as a CoSIDA Academic All-American in 2008-09... Became only the second freshman all-time to be honored as an AP First Team pick in 2007-08... Named to the 2009 WBCA Classic All-Tournament Team as a junior... Honored as the Most Outstanding Player of the 2010 NCAA Tournament and selected to the All-NCAA Tournament Team in 2009... Named Most Outstanding Player of the 2010 NCAA Dayton Regional and of the 2009 NCAA Trenton Regional... Broke the UConn single-season scoring record with her total of 754 points as a sophomore - besting Kara Wolters' previous record total (694)... A multi-dimensional player who can play any position on the floor... Named 2007-08, 2008-2009 and 2010-11 BIG EAST Player of the Year... Moore was the first freshman ever to be named BIG EAST Player of the Year in 2007-08... 2009 BIG EAST Tournament Most Outstanding Player... Has 50 double-doubles... Has registered double-figure points in 149 of 154 career games... Became the fastest player to reach the 2,000-point milestone in UConn history and the first junior to do so with 16 points vs. Syracuse (3/7/10)... Became the fastest player to reach the 1,000-point milestone in UConn history, doing so in her 55th career game with 40 points vs. Syracuse (1/17/09), besting previous record of 63 games held by Svetlana Abrosimova... Set UConn and BIG EAST single-game records with 10 three-point field goals vs. Syracuse (1/17/09)... Owns BIG EAST Freshman scoring record with 678 points besting Tamara James (Miami, Fla.) previous BIG EAST freshman record total of 650... The consensus 2007 National High School Player of the Year... Earned the Naismith following both her junior and senior prep seasons, becoming only the second two-time winner of the award... Named as the 2008 Atlanta Sports Awards High School Athlete of the Year... Graduated from high school with a 4.0 grade point average... Two-time McDonald's All-America selection.

## Personal

Born on June 11, 1989 in Jefferson City, Mo.... The daughter of Mike Dabney, a guard on the Rutgers University men's basketball team that reached the final four 1976, and Kathryn Moore... A Sports Media major at Connecticut... Had her first exposure to basketball at the age of three when mother, Kathryn, mounted a hoop on the back door of their apartment to prevent her from running around the apartment.



MOORE





# 2012 MINNESOTA LYNX MEDIA GUIDE

2011 WNBA CHAMPIONS



# PETERS



## DEVEREAUX PETERS



# #14

HEIGHT 6-2  
WEIGHT 170

Forward



**COLLEGE** Notre Dame '12  
**EXPERIENCE** WNBA - 1 Year  
**BIRTHDATE** October 8, 1989  
**BIRTHPLACE** Chicago  
**High School** Fenwick High School (Oak Park, Ill.)  
**DRAFTED** 2012 1st Round/  
3rd Overall (Minnesota)  
**ACQUIRED** 2012 WNBA Draft

### College Stats

Year	G-GS	MIN	FIELD GOALS			3-POINT FG			FREE THROWS			REBOUNDS					STL	TO	BLK	PTS	PPG
			FG	FGA	PCT	FG	FGA	PCT	FT	FTA	PCT	OFF	DEF	TOT	AST						
07-08/ND	23-2	468	82	157	.522	0	0	---	42	56	.750	57	72	129	23	39	40	45	206	9.0	
08-09/ND	3-1	61	11	16	.688	0	0	---	0	3	.000	3	10	13	5	5	4	6	22	7.3	
09-10/ND	25-0	455	67	139	.482	0	1	.000	33	60	.550	48	91	139	27	34	30	30	167	6.7	
10-11/ND	39-39	953	195	329	.593	0	0	---	75	103	.728	128	165	293	63	66	71	68	465	11.9	
11-12/ND	39-39	945	186	342	.544	0	0	---	87	130	.669	144	219	363	83	78	88	78	459	11.8	
<b>Totals</b>	<b>129-81</b>	<b>2882</b>	<b>541</b>	<b>983</b>	<b>.550</b>	<b>0</b>	<b>1</b>	<b>.000</b>	<b>237</b>	<b>352</b>	<b>.673</b>	<b>380</b>	<b>557</b>	<b>937</b>	<b>201</b>	<b>222</b>	<b>233</b>	<b>227</b>	<b>1319</b>	<b>10.2</b>	





# 2012 MINNESOTA LYNX MEDIA GUIDE

2011 WNBA CHAMPIONS



## Career Transactions

Drafted by Minnesota in the 1st round (3rd overall) of the 2012 WNBA Draft... Signed on April 29, 2012.

## College

Only fourth player in last 10 years (2001-02 through 2011-12) to have multiple seasons with 60 blocks, 60 steals and 60 assists, joining Tennessee's Candace Parker (2006-07 and 2007-08), Minnesota's Janel McCarville (2003-04 and 2004-05) and Appalachian State's Anna Freeman (2009-10 and 2011-12)... First Fighting Irish player to register 1,000 points, 500 rebounds, 200 blocks, 200 steals and 200 assists in her career... Appears in the top 10 on five of Notre Dame's career statistical lists – blocked shots (2nd - 227), rebounds (5th - 937), field goal percentage (7th - .550), steals (9th - 222) and double-doubles (9th - 23)... Stands 17th in school history with 1,319 career points... **2011-12:** Only player in country (and just the second in the past decade) to register 75 blocks, 75 steals and 75 assists in a single season – other to accomplish this was Tennessee's Candace Parker in 2007-08 (Duquesne's Damian Saunders was only men's player to have a 75-75-75 season in last 10 years, doing so in 2009-10)... Her 363 total rebounds are second-most for one season in school history (368 by Katryna Gaither in 1996-97)... Only BIG EAST player to rank among top 10 in conference in the three major defensive categories this season – first in rebounding/42nd in nation (9.3 rpg.) third in blocked shots/40th in nation (2.0 bpg) and 10th in steals (2.0 spg)... Registered four games with 15 points & 15 rebounds and seven 15-rebound games (both tying school records first set in 1977-78)... **2010-11:** Ranked third on team in scoring (career-high 11.9 ppg) and tops in rebounding (7.5 rpg), blocks (1.7 bpg; 68 total), field goal percentage (.593; fifth in nation) and double-doubles (career-high 10; most by ND player since 2003-04)... Fourth in steals (1.7 spg.; 66 total)... Only player in the nation with 65 blocks and 65 steals on the season... Joined Connecticut's Maya Moore as the only players to rank in top 15 in BIG EAST in three major defensive categories of rebounds, blocks and steals... **2009-10:** Got late start to season while finishing rehabilitation protocol from her second knee surgery... Played in 25 games... Logged 6.7 points per game... Ranked second on team in rebounding (5.6 rpg) and led team in blocks (1.2 bpg)... **2008-09:** Appeared in three games (one start), averaging 7.3 points and 4.3 rebounds per game with .688 field goal percentage and six blocks (2.0 per game)... Injured left knee at Boston College, later diagnosed as season-ending torn anterior cruciate ligament (ACL)... Played in less than 30 percent of team's games and thus did not lose a year of athletic eligibility... Underwent successful two-part corrective surgery in February and May 2009... **2007-08:** Saw action in 23 games (two starts), averaging 9.0 points and 5.6 rebounds per game with team-leading 1.96 blocks per game, and .522 field goal percentage... Posted 45 blocks, the third-highest total ever by an Irish freshman... Made college debut vs. Miami (Ohio), coming off the bench to register six points, eight rebounds and game-high five blocks in 15 minutes... Scored 11 points and grabbed five rebounds in 13 minutes vs. No. 15 Pittsburgh on Feb. 10 before suffering left knee injury at 13:44 mark of second half; injury later confirmed to be a season-ending torn anterior cruciate ligament (ACL)... Underwent successful corrective surgery in April 2008.

## International

**2011:** Made USA Basketball debut in summer of 2011 with USA World University Games Team, helping pace the United States to a 6-0 record and the gold medal at World University Games in Shenzhen, China... Had an impressive showing as the leading American scorer off the bench (and fourth overall) with 10.0 points per game... Fourth on the team in rebounding (5.3 rpg.), and ranked among the top 10 in the entire tournament in field goal percentage (fifth at .560, second-best on team) and blocked shots (ninth with team-high 1.0 bpg).

## Personal

Born Oct. 8, 1989, in Chicago... First name pronounced DEV-er-OH... Daughter of Denise Gladden-Peters and R. Delacey Peters, Jr... Uncle, Tom Seabron, was defensive end/linebacker on Michigan football team (1975-78) and later was chosen by San Francisco 49ers in fifth round of 1979 National Football League draft... Received her bachelor's degree in film, television & theater from Notre Dame's College of Arts and Letters in May 2011.



PETERS



# 2012 MINNESOTA LYNX MEDIA GUIDE

2011 WNBA CHAMPIONS



# THORN



## ERIN THORN



# #5

HEIGHT 5-9  
WEIGHT 145

Guard



### WNBA Stats

Year	G-GS	MIN	FIELD GOALS			3-POINT FG			FREE THROWS			REBOUNDS				STL	TO	BLK	PTS	PPG
			FG	FGA	PCT	FG	FGA	PCT	FT	FTA	PCT	OFF	DEF	TOT	AST					
03/NYL	23-0	181	13	42	.310	8	33	.242	10	10	1.000	3	8	11	16	4	13	1	44	1.9
04/NYL	17-1	156	12	45	.267	9	31	.290	1	2	.500	0	8	8	8	4	9	1	34	2.0
05/NYL	21-0	203	21	54	.389	10	29	.345	4	4	1.000	4	10	14	13	4	7	0	56	2.7
06/NYL	27-1	380	55	132	.417	28	65	.431	28	31	.903	9	29	38	33	6	20	1	166	6.1
07/NYL	29-29	883	104	245	.424	48	123	.390	25	34	.735	17	70	87	73	25	48	1	281	9.7
08/NYL	32-5	380	36	106	.340	19	71	.268	10	11	.909	2	18	20	36	7	20	2	101	3.2
09/CHI	34-0	577	72	170	.424	37	92	.402	30	33	.909	13	40	53	53	20	31	0	211	6.2
10/CHI	34-0	683	70	170	.412	42	100	.420	32	36	.889	12	52	64	73	45	45	2	214	6.3
11/CHI	34-7	571	66	163	.405	32	81	.395	18	19	.947	9	49	58	83	11	59	3	182	5.4
Totals	251-43	4,013	449	1,127	.398	233	625	.373	158	180	.878	69	284	353	388	101	252	11	1,289	5.1

### Playoffs

Year	G-GS	MIN	FIELD GOALS			3-POINT FG			FREE THROWS			REBOUNDS				STL	TO	BLK	PTS	PPG
			FG	FGA	PCT	FG	FGA	PCT	FT	FTA	PCT	OFF	DEF	TOT	AST					
04/NYL	2-0	3	1	1	1.000	1	1	1.000	0	0	---	0	0	0	0	0	0	0	3	1.5
05/NYL	2-0	10	1	2	.500	0	0	---	0	0	---	0	0	0	0	0	0	0	2	1.0
07/NYL	3-3	74	5	11	.455	3	8	.375	0	0	---	1	8	9	6	2	3	0	13	4.3
08/NYL	6-0	62	7	12	.583	4	7	.571	6	7	.857	0	2	2	6	1	5	0	24	4.0
Totals	13-3	149	14	26	.538	8	16	.500	6	7	.857	1	10	11	12	33	8	0	42	3.2

**COLLEGE** Brigham Young '03  
**EXPERIENCE** WNBA - 9 Years  
**BIRTHDATE** May 19, 1981  
**BIRTHPLACE** Orem, Utah  
**High School** Mountain View High School (Orem, Utah)  
**DRAFTED** 2003 2nd Round/17th Overall (New York)  
**ACQUIRED** Signed as a free agent on Feb. 13, 2012

### Career Highs

**Minutes:** 38 (3x), MR: July 18, 2007 at Detroit  
**FGM:** 8 (4x), MR: Aug. 8, 2009 at Atlanta  
**FGA:** 15, May 20, 2007 vs. Chicago  
**3-FGM:** 7, May 20, 2007 vs. Chicago  
**3-FGA:** 11, June 11, 2008 at Atlanta  
**FTM:** 9, July 3, 2010 at Atlanta  
**FTA:** 10, July 3, 2010 at Atlanta  
**Off Rebs:** 3, July 29, 2006 at Charlotte  
**Def Rebs:** 7 (2x), July 29, 2007, vs. Connecticut  
**Rebounds:** 8 (2x), MR: July 29, 2007 vs. Connecticut  
**Assists:** 9, July 16, 2011 at Atlanta  
**Steals:** 5, June 10, 2007 at Indiana  
**Blocks:** 1 (11x), MR: Sept. 10, 2011 at Los Angeles  
**Points:** 28, May 20, 2007 vs. Chicago





# 2012 MINNESOTA LYNX MEDIA GUIDE

2011 WNBA CHAMPIONS



# THORN

## Career Transactions

Selected by the New York Liberty in the second round (17th overall) of the 2003 WNBA Draft, April 25, 2003... Signed by the Chicago Sky as a free agent on Jan. 7, 2009... Signed by the Minnesota Lynx as a free agent on Feb. 13, 2012.

## WNBA Career Capsule

**2011:** Appeared in all 34 games for the third consecutive season, starting seven games... Averaged 5.4 points, 2.4 assists and 1.7 rebounds in 16.8 minutes per contest... Ranked 13th in the league in three-point accuracy (39.5 percent) and shot 94.7 percent (18-of-19) from the free throw line... **2010:** Played in all 34 games for the second consecutive season, her second with the Sky and 8th in the WNBA... Averaged 6.3 points, 2.1 assists and 1.9 rebounds in 20.1 minutes per game... Led the Sky and was No. 7 in the league with a .420 3FG%, the second best of her career... Shot a team-high .889% from the FT line... Split time at each guard position... Her 73 assists on the season tied a career-high... On June 22 had a perfect shooting night, was 5-5 FGS, 3-3 3FGS, 5-5 FTS for a season-high 18 points... **2009:** Played in a career-high 34 games... Averaged 6.2 points and 1.6 rebounds in 17 minutes per game... Shot 40.2 percent from three-point range... Shot 90.9 percent from the free-throw line... Eighth in the league in three-point percentage... **2008:** Played in 32 games for the New York Liberty averaging 3.2 points, 0.6 rebounds and 1.1 assists per game... Thorn played in six games in the 2008 WNBA Playoffs averaging 4.0 points, 0.3 rebounds and 1.0 assists per game before being eliminated in the conference finals... Thorn scored a season high 10 points against Atlanta on June 11th and also had a career high 11 three point attempts in the same game... **2007:** Thorn played in and started 29 games for the Liberty and was named WNBA Eastern Conference Player of the Week on May 29th after scoring a career-high 28 points including seven three pointers on Opening Day against Chicago... Finished the regular season as one of the WNBA's top 20 leaders in assists per game (2.5), field goal percentage (.424), minutes per game (30.4), and three-point field goal percentage (.390)... **2006:** Played in 27 games and averaged 6.1 points and 1.4 rebounds per game... She ranked #1 in the WNBA for three-point field goal percentage (.431)... **2005:** Played in 21 games averaging 2.7 points, 0.7 rebounds and 0.6 assists per game... Shot .345 from behind the arc... **2004:** Played in 17 games and started one while averaging 2.2 points... Scored a season high eight points against Seattle on June 26th... **2003:** In her rookie season, played in 23 games averaging 1.9 points and 7.9 minutes per game.

## Playoffs

**2008:** Appeared in six games with the New York Liberty, averaging 4.0 points and 1.0 assists in 10.3 minutes per game... Shot 57.1 percent (4-of-7) from three-point range and drained 6-of-7 free throws... **2007:** Started all three games for the Liberty in their first round loss to the Detroit Shock... Averaged 4.3 points, 3.0 rebounds and 2.0 assists in 24.7 minutes per game... **2005:** Averaged 1.0 points in 5.0 minutes in two games... **2004:** Appeared in two games, averaging 1.5 points in 1.5 minutes per contest.

## International

**2011:** Participated in the USA Basketball Women's National Team May Training Camp in Las Vegas... The lone collegiate player on the 2010 Gold Medal Winning United States FIBA World Championship Team... Extensive history with USA Basketball began in 2006 when she captured the Gold Medal at the FIBA Americas U18 Tournament... Also won Gold at the 2009 World University Games and the 2007 FIBA U19 World Championships.

## Overseas

**2011-12:** Played for Optimum TED Ankara in the Turkish Basketball League (TKBL)... Appeared in 21 games, averaging 10.1 points in 26.5 minutes per game... Shot 38.5 percent from three-point range... **2010-11:** Thorn played for Tarbes Gespe Bigorre in France.

## College

While at BYU, Thorn tallied a total of 2,061 points putting her in fourth place in all-time scoring in BYU women's basketball history... Named to MWC All-Tournament Team... MWC All-Conference First Team in her senior season.

## Personal

Born in Orem, Utah... Has nine siblings... Spent two off-seasons (2004-2006) as an assistant coach at her alma mater, Brigham Young University... Majored in Fitness and Wellness Management... Wore jersey No. 11 from junior high school through college... Notes Hawaii and Las Vegas, Nev. as her favorite vacation spots.





# 2012 MINNESOTA LYNX MEDIA GUIDE

2011 WNBA CHAMPIONS



# WHALEN



## #13

HEIGHT 5-9

WEIGHT 167

Guard

## LINDSAY WHALEN



### WNBA Stats

Year	G-GS	MIN	FIELD GOALS			3-POINT FG			FREE THROWS			REBOUNDS			STL	TO	BLK	PTS	PPG	
			FG	FGA	PCT	FG	FGA	PCT	FT	FTA	PCT	OFF	DEF	TOT						AST
04/CONN	31-30	946	83	183	.454	20	57	.351	89	122	.730	21	69	90	148	39	94	0	275	8.9
05/CONN	34-34	1047	135	290	.466	16	46	.348	125	156	.801	29	99	128	172	42	89	2	411	12.1
06/CONN	33-33	861	88	226	.389	8	62	.129	112	124	.903	17	105	122	153	34	79	2	296	9.0
07/CONN	34-34	1,040	156	333	.468	18	86	.209	124	158	.785	33	129	162	169	73	75	3	454	13.4
08/CONN	31-31	908	141	306	.461	27	80	.338	126	157	.803	33	141	174	166	45	58	1	435	14.0
09/CONN	34-34	1,000	141	328	.430	22	83	.265	115	129	.891	40	116	156	156	43	63	5	419	12.3
10/MIN	33-33	1,110	134	327	.410	15	66	.227	133	148	.899	31	100	131	184	46	76	5	416	12.6
11/MIN	34-34	956	179	350	.511	17	42	.405	89	122	.730	30	89	119	199	37	75	5	464	13.6
<b>Totals</b>	<b>264-263</b>	<b>7,874</b>	<b>1,057</b>	<b>2,343</b>	<b>.451</b>	<b>143</b>	<b>522</b>	<b>.274</b>	<b>913</b>	<b>1,116</b>	<b>.818</b>	<b>234</b>	<b>848</b>	<b>1,082</b>	<b>1,347</b>	<b>359</b>	<b>609</b>	<b>23</b>	<b>3,170</b>	<b>12.0</b>

### Playoffs

Year	G-GS	MIN	FIELD GOALS			3-POINT FG			FREE THROWS			REBOUNDS			STL	TO	BLK	PTS	PPG	
			FG	FGA	PCT	FG	FGA	PCT	FT	FTA	PCT	OFF	DEF	TOT						AST
04/CONN	8-8	255	30	65	.462	4	11	.364	43	53	.811	5	13	18	41	11	17	3	107	13.4
05/CONN	7-7	220	19	57	.333	3	15	.200	37	48	.771	6	18	24	23	6	20	1	78	11.1
06/CONN	5-5	154	19	56	.339	7	21	.333	18	25	.720	3	16	19	11	4	18	1	63	12.6
07/CONN	3-3	110	14	43	.326	3	13	.231	9	10	.900	2	19	21	15	1	11	0	40	13.3
08/CONN	3-3	90	12	30	.400	1	12	.250	13	15	.867	3	11	14	12	4	7	0	40	13.3
11/MIN	8-8	256	38	82	.463	2	7	.286	18	22	.818	8	21	29	30	12	20	4	96	12.0
<b>Totals</b>	<b>34-34</b>	<b>1,085</b>	<b>132</b>	<b>333</b>	<b>.396</b>	<b>22</b>	<b>79</b>	<b>.278</b>	<b>18</b>	<b>22</b>	<b>.798</b>	<b>27</b>	<b>98</b>	<b>125</b>	<b>132</b>	<b>38</b>	<b>93</b>	<b>9</b>	<b>424</b>	<b>12.5</b>

**COLLEGE** Minnesota '04  
**EXPERIENCE** WNBA - 8 Years  
**BIRTHDATE** May 9, 1982  
**BIRTHPLACE** Hutchinson, Minn.  
**HIGH SCHOOL** Hutchinson High School (Hutchinson, Minn.)  
**DRAFTED** 2004 1st Round/4th Overall (Connecticut)  
**ACQUIRED** Trade with Connecticut (January 12, 2010)

### Career Highs

**Minutes:** 42, Aug. 7, 2010 at Chicago  
**FGM:** 13, July 24, 2007 vs. Detroit  
**FGA:** 19, July 31, 2011 at San Antonio  
**3-FGM:** 4, July 26, 2005 vs. Indiana  
**3-FGA:** 7, June 6, 2009 vs. Washington  
**FTM:** 13, July 13, 2008 at Washington  
**FTA:** 16, July 13, 2008 at Washington  
**Off Rebs:** 5 (2X), June 7, 2009 at New York  
**Def Rebs:** 10, June 17, 2007 vs. Chicago  
**Rebounds:** 12, June 7, 2009 at New York  
**Assists:** 13, June 27, 2004 at Detroit  
**Steals:** 5 (4X), MR: June 16, 2009 at Chicago  
**Blocks:** 2 (2X), Sept. 4, 2011 at New York  
**Points:** 33 (2X), MR: July 13, 2008 at Washington





# 2012 MINNESOTA LYNX MEDIA GUIDE

2011 WNBA CHAMPIONS



WHALEN

## Transactions

Acquired by the Lynx, along with the second overall choice in the 2010 WNBA Draft, in a trade with Connecticut on January 12, 2010 in exchange for Renee Montgomery and the first overall pick in the 2010 WNBA Draft; signed a multiyear contract extension with the Lynx on Aug. 12, 2010... Selected by the Connecticut Sun in the first round (4th overall) of the 2004 WNBA Draft.

## WNBA Career Capsule

**2011:** Wrapped up her eighth WNBA season and second with the Lynx by starting all 34 games... Averaged 13.6 ppg, 3.5 rpg and a career-best (and league-leading) 5.9 apg while playing 28.1 mpg... Shot a career-high 51.1% from the floor -- good for 8th in the league, and tops among guards... Her 199 assists for the season broke her own franchise record of 184 set a year ago; she ranked 2nd in the WNBA in assist/TO ratio (2.65-to-1)... Netted the third 20-point/10-assist outing of her career (all with the Lynx) on Sept. 8 vs. Chicago; it's the first time in WNBA history a player has tallied 20+ points, 10+ assists and zero turnovers in a game... Chosen Western Conference Player of the Month for August, the first such honor of her career... Scored her 3000th career point Aug. 9 at Phoenix, becoming the sixth player in league history with 3000 points, 1000 rebounds and 1000 assists... Sank the game-winning jumper with :01.5 to play July 31 at San Antonio, capping a 23-point effort that saw her register season highs in rebounds (seven) and steals (four)... Netted four points, five rebounds and six assists in the 2011 WNBA All-Star Game, held July 23 in San Antonio... Grabbed her 1000th rebound July 16 vs. Seattle... **2010:** Completed her seventh season in the WNBA (first with the Lynx) by starting 33 games, missing the June 6 contest vs. Indiana due to illness... Averaged a then-career-high and then-franchise-record 5.6 apg (ranking 3rd in the league), breaking the previous mark of 4.4 apg shared by Teresa Edwards (2003) and Noelle Quinn (2007)... Led the Lynx with 21 points and 12 assists Aug. 15 vs. San Antonio, her second career 20+ point/10+ assist effort (both this year) and fourth double-double of the season... Tallied season highs of 27 points and 12 assists Aug. 3 vs. Connecticut, one of six times she was Minnesota's top scorer... Named Western Conference Player of the Week for Aug. 2-8, the fifth such honor of her career... Played for the WNBA Stars in the 2010 "Stars at the Sun" contest July 10 in Uncasville, Conn... Scored her 2500th career point July 24 vs. Phoenix, and registered the 1000th assist of her career June 10 at Phoenix... Saw her season-opening run of 41 consecutive made FTs ended June 4 at Tulsa; including last year, the streak reached 54 (the 2nd-longest in league history)... **2009:** Started all 34 games for the Sun in 2009, averaging 11.6 points, 4.2 rebounds, 4.9 assists and 1.4 steals in 29.4 minutes per game... Connected on .430 percent of her shots and shot .891 percent from the line... Her 4.6 assists per game was good for fifth-best in the league... Hauled in career-best 12 rebounds on June 7th, 2009 vs. New York... **2008:** Narrowly edged for league MVP (276.79-242.08) by Los Angeles rookie Candace Parker in closest vote ever after most complete season of her career... Became just the second player in league history to average at least 10 points, five rebounds and five assists for a season, joining Nikki Teasley... Led the WNBA in assists average with 5.4 per game... Set new single-season career highs for made field goals (141), made threes (26) and made free throws (126)... Became the all-time franchise assist leader on July 1st, collecting her 738th assist to pass Shannon Johnson... Reached 800 career assists against Chicago (9/5)... Tied her career-high with 33 points at Washington (7/13)... Had 23 double-figure games, including 12 straight to open the season... Scored her 1,500th career point against New York (5/30)... **2007:** Led the league in total assists (169)... Finished tied for the league lead in assist average (5.0) with Becky Hammon despite playing six more games... Averaged a career-best 13.4 points per game... Set new single-season highs for steals (73), rebounds (162), defensive rebounds (129), offensive rebounds (33) and made field goals (156)... Scored a career-high 33 points against Detroit (7/24), the most points ever scored by a Sun player in regulation... Set a franchise mark for made field goals (13) in the same game... Collected her 500th career assist at Minnesota (6/13)... Scored her 1000th career point in the season opener at Washington (5/19)... Registered the fourth double-double of her career with 12 points and 10 rebounds against Chicago (6/17)... Ranked 10th or higher in the WNBA in 12 different statistical categories... **2006:** Played limited minutes through the early part of the season after undergoing surgery to repair ligaments in her left ankle on January 10th... Assist average (4.6) was fourth best in the WNBA... Free throw percentage of 90.3 was a career high and the third best in the league... Made first career start in the WNBA All-Star game... Had a career-high 105 defensive rebounds... **2005:** Followed up a productive rookie season with improvement in almost every statistical category... Led the team with career highs in assists (172), made free throws (125) and free throw attempts (156)... Assist total was the second best single-season total in franchise history... Became the first Sun player since Nykeshia Sales (July 2004) to have consecutive 20-point games... Earned the first WNBA Player of the Week Award of her career on June 27th... Underwent surgical procedure during the 2005 off-season (1/10/06) to tighten ligaments in her left ankle... **2004:** Voted by fans onto the 2004 WNBA All-Star roster... Started 30 of 31 games she played in, missing three due to a strep throat... Ranked fifth in WNBA, first among rookies, in assist average (4.8)... Ranked sixth in WNBA in assist total (148)... Set a single-game franchise record with 13 assists at Detroit (6/27), while scoring 10 points for her first WNBA double-double... Set franchise records for most assists in two consecutive games (23), three consecutive games (30) and four consecutive games (40).

## Playoffs

**2011:** Captured her first career WNBA Championship with the Lynx, averaging 12.0 points, 3.8 assists and 3.6 rebounds per game in eight postseason contests... Scored 18 points, grabbed seven rebounds and dished out four assists as the Lynx swept the Mercury in the Western Conference Finals... Set a career

single-game postseason high with four steals against San Antonio on 9/20 as the Lynx advanced to the Western Conference Finals... **2008:** Averaged 13.3 points, 4.6 rebounds and four assists in three games against New York... Led the Sun with 19 points, and also had seven rebounds in Game 3 (9/22)... Made 13-of-15 free throws in the series... **2007:** Averaged 13.3 points, 7.0 rebounds and 5.0 assists per game... Recorded bookend double-doubles in the playoffs, collecting 13 points and 10 assists in Game 1 against Indiana (8/23) and 21 points and a team-high 10 rebounds in Game 3 at Indiana (8/27)... Was 9-of-10 from the free throw line during the series... **2006:** Averaged 12.6 ppg, 3.8 rpg and 2.2 apg... Led the team in scoring during the Eastern Conference Semifinals against Washington, averaging 18.5 points... **2005:** Scored 27 points in Game 2 of the Eastern Conference Semifinals against Detroit, tying her own franchise playoff record with 15 made free throws while setting a new mark for free throw attempts (17)... Averaged 16.5 points, 3.5 assists and 4.5 rebounds during sweeps of Detroit and Indiana... Suffered fracture in tibial plateau of her left leg during Game 2 of the Eastern Conference Finals against Indiana... Sprained ankle in Game 1 of WNBA Finals... Averaged just four points and three assists per game in the WNBA Finals, sitting out Game 2 because of her injuries... **2004:** Established a WNBA playoff record against Washington Mystics (9/27) with 11 made free throws in a half during the Eastern Conference Semifinals...

## International

**2012:** Will represent Team USA in the 2012 Summer Olympics... **2011:** Participated in the USA Basketball Women's National Team May Training Camp in Las Vegas... **2010:** Captured the Gold Medal at the 2010 FIBA World Championship for Women... In nine games with Team USA, averaged 5.9 points, 2.1 rebounds and 1.6 assists per game... **2009:** Named to the U.S. Women's Fall Training Camp roster but could not participate due to injury... **2003:** Member of the 2003 USA World Championship for Young Women team that won the gold in Croatia... **2002:** Won gold medal as member of the 2002 USA World Championship for Young Women Qualifying team.

## Overseas

**2011-12:** Won the Czech Cup with USK Praha... Appeared in 23 games in the Czech League, averaging 13.7 points, 4.5 rebounds and 2.4 assists per game on 64.2 percent shooting... Appeared in six EuroLeague games with USK Praha, averaging 8.2 points and 5.8 rebounds in 27.2 minutes per game... **2010-11:** Spent her fourth consecutive winter in Prague playing for USK Praha... Averaged 11.2 points, 4.2 rebounds and 3.4 assists in 33 Domestic League games... Played in 13 EuroLeague games, averaging 13.2 points, 5.0 rebounds and 4.6 assists per game... **2009-10:** Spent third-straight winter in Prague, returning to play for USK Praha... Averaged 11.1 points, 3.7 rebounds and 2.8 assists per game in 25 Czech League games... Also led USK to EuroLeague playoffs, tallying 15.6 points, 4.8 rebounds and 2.7 assists in 12 appearances... **2008-09:** Returned to Prague for the 2008-09 off-season... Was a EuroLeague All-Star... **2007-08:** Played for USK Blex Praha in Prague, Czech Republic during the 2007-08 off-season... Named to the EuroLeague All-Star team... **2006-07:** Spent the 2006-07 off-season playing for UMMC in Ekaterinburg, Russia.

## College

Galvanized state of Minnesota behind the women's program, which rose to national prominence during her storied career... Average attendance at women's basketball games grew from 1,087 during her freshman season to 9,866 her senior year... Became Minnesota's all-time leading scorer on January 25, 2004 against Michigan State, surpassing 1994 Wade Trophy Winner Carol Ann Shudlick... Finished career with 2,285 points, fifth-best in Big Ten history... Holds Minnesota career records in points, scoring average, games in double figures, free throws made and free throw percentage... Also among top-10 leaders in field goals made, field goal attempts, field goal percentage, three-pointers made, three-pointers attempted, three-point field goal percentage, free throws attempted, assists and steals... Shares Minnesota's single-game record for free throw percentage (14-14 vs. Creighton on 12/4/03)... Only four-time team MVP in school history... Was a two-time Wade Trophy Finalist (2004, 2003)... Two-time Naismith Award Finalist (2004, 2003)... As a senior, was a Kodak All-American First Team, USBWA All-American Second Team... As a senior, was a Kodak All-American First Team, USBWA All-American Second Team and an AP All-American Second Team... First Golden Gopher to earn All-American honors in three different seasons... Led Minnesota to its first-ever Final Four appearance in 2004... Led Minnesota to the NCAA tournament three straight years... Program had been to the tournament just once before her arrival... Named NCAA Midwest Region MVP for the 2004 NCAA tournament... Was unanimous selection for All-Big Ten First Team in 2004, 2003 and 2002... Three-time Academic All-Big Ten (2004, 2003, 2002)... Won the 2004 and 2002 Fast Break Club Award... As a junior, was a Kodak All-American First Team, USBWA All-American First Team and an AP All-American Second Team...

## Personal

Full name is Lindsay Marie Whalen... The daughter of Neil and Kathy Whalen... Married former University of Minnesota All-American golfer Ben Greve on October 6, 2008 at St. Anastasia Catholic Church in Hutchinson, Minn... Oldest of five children, with two sisters (Katie and Annie) and two brothers (Thomas and Casey)... First woman to be named Minneapolis Star Tribune Sportsperson of the Year, beating out Twins' Cy Young Award winner Johan Santana and NBA MVP Kevin Garnett for the honor in December of 2004... Also recognized as Sportsperson of the Year by the St. Paul Pioneer Press... Her No. 13 was retired by the University of Minnesota during a ceremony in January 2005 at Williams Arena... Listed Charles Barkley, Jennifer Capriati, Kirby Puckett and Anthony Carter as her childhood sports heroes... Was the first athlete in University of Minnesota history to have her own bobblehead doll... Voted Favorite Female Athlete in City Pages Best of The Twin Cities readers poll... Majored in sports management... Was a four-time honorable mention all-state selection at Hutchinson High... Led Hutchinson to Minnesota Conference title three straight years (1997-99)... Averaged 22.8 points, 5.8 rebounds and 4.3 assists as a junior... Won a state title and placed 13th nationally with her club team, the Minnesota Jaguars... Was an All-Conference selection in tennis and track.



# 2012 MINNESOTA LYNX MEDIA GUIDE

2011 WNBA CHAMPIONS



# WIGGINS



## CANDICE WIGGINS



# #11

HEIGHT 5-11  
WEIGHT 147

Guard



### WNBA Stats

Year	G-GS	MIN	FIELD GOALS			3-POINT FG			FREE THROWS			REBOUNDS			AST	STL	TO	BLK	PTS	PPG
			FG	FGA	PCT	FG	FGA	PCT	FT	FTA	PCT	OFF	DEF	TOT						
08/MIN	30-1	824	137	340	.403	37	121	.306	161	197	.817	39	58	97	90	54	57	7	472	15.7
09/MIN	34-34	1017	135	360	.375	42	131	.321	134	150	.893	30	70	100	88	41	81	7	446	13.1
10/MIN	8-7	238	30	74	.405	21	46	.457	29	30	.967	7	15	22	17	14	1	0	110	13.8
11/MIN	34-0	582	68	176	.386	49	124	.395	15	24	.625	6	57	63	50	18	30	7	200	5.9

### Playoffs

Year	G-GS	MIN	FIELD GOALS			3-POINT FG			FREE THROWS			REBOUNDS			AST	STL	TO	BLK	PTS	PPG
			FG	FGA	PCT	FG	FGA	PCT	FT	FTA	PCT	OFF	DEF	TOT						
11/MIN	8-0	128	10	29	.345	8	23	.348	4	6	.667	1	12	13	10	2	9	1	32	4.0
Totals	8-0	128	10	29	.345	8	23	.348	4	6	.667	1	12	13	10	2	9	1	32	4.0

**COLLEGE** Stanford '08  
**EXPERIENCE** WNBA - 4 Years  
**BIRTHDATE** February 14, 1987  
**BIRTHPLACE** Baltimore, Md.  
**HIGH SCHOOL** La Jolla Country Day High School (La Jolla, Calif.)  
**DRAFTED** 2008 1st Round/3rd Overall (Minnesota)  
**ACQUIRED** 2008 WNBA Draft

### Career Highs

**Minutes:** 41, Sept. 1, 2009 at San Antonio  
**FGM:** 9, Aug. 13, 2009 vs. Indiana  
**FGA:** 19 (2x), MR: June 20, 2009 at Atlanta  
**3-FGM:** 5 (5x), MR: Aug. 4, 2011 vs. San Antonio  
**3-FGA:** 11, Aug. 19, 2009 at Los Angeles  
**FTM:** 13 (2x), MR: June 21, 2008 vs. Houston  
**FTA:** 17, June 21, 2008 vs. Houston  
**Off Rebs:** 4 (2x), MR: Aug. 23, 2009 at New York  
**Def Rebs:** 6 (2x), MR: Aug. 12, 2011 at Chicago  
**Rebounds:** 8, June 20, 2008 at Detroit  
**Assists:** 12, May 31, 2008 vs. Phoenix  
**Steals:** 6 (2x), MR: June 20, 2009 at Atlanta  
**Blocks:** 2 (2x), Aug. 14, 2011 vs. Tulsa  
**Points:** 27, July 27, 2008 at Houston





# 2012 MINNESOTA LYNX MEDIA GUIDE

2011 WNBA CHAMPIONS



WIGGINS

## Career Transactions

Selected by Minnesota in the 1st round (3rd overall) of the 2008 WNBA Draft... Signed on Apr. 28, 2008... Re-signed by the Lynx on Feb. 10, 2012.

## WNBA Career Capsule

**2011:** Bounced back from an injury-shortened 2010 campaign to play in all 34 contests of her fourth WNBA season... Registered 5.9 ppg, 1.9 rpg and 1.5 apg while playing 17.1 mpg; she shot 38.6% from the field and a career-best 39.5% (49-for-124) from three-point distance, but slipped to 62.5% from the FT line... Totaled seven double-digit scoring nights, with Minnesota going 6-1 in those games... Shot 31.6% (24-for-76) over the final 15 contests, following an 11-game run at 50.8% (33-for-65)... Snared seven rebounds Aug. 12 at Chicago, one shy of her career best (June 20, 2008 at Detroit)... Had two blocks Aug. 14 vs. Tulsa... Her five treys Aug. 4 vs. San Antonio match a career high; she ranked 14th in three-point accuracy... Scored 16 points (the sole time she led Minnesota) while handing out a season-best five assists (logging a season-high 26:23) July 29 vs. Seattle... Dished four assists July 26 vs. Los Angeles; she had 42 ast/18 TOs over the last 26 games (2.33-to-1), with Minnesota going 22-4... Chipped in a season-high 18 points June 30 at Tulsa, and added five rebounds June 26 vs. Indiana... **2010:** Saw her third season in the WNBA limited to eight games (seven starts) due to injury... Sidelined for the first six games while recovering from arthroscopic surgery to repair a small meniscal tear in her right knee on Apr. 27... Left the June 22 game at New York in the 4th quarter after suffering a ruptured left Achilles tendon; she underwent season-ending surgery on June 25... Averaged 13.8 ppg, 2.8 rpg, 2.1 apg and 1.75 spg in her eight appearances, with Minnesota going 4-4... Shot 40.5% from the floor, 45.7% (21-for-46) from beyond the arc and 96.7% (29-for-30) from the line... Saw her franchise-record FT streak ended at 44 on June 22 at New York; Lindsay Whalen had set the previous mark (41) earlier in the season... Tied her career high with five treys (including the 100th of her career) June 19 at Tulsa; it was also the second time she was the Lynx' leading scorer... Posted season highs with six rebounds and three steals June 18 vs. Tulsa, while also surpassing the 1000-point mark for her career... The 22-point night June 4 at Tulsa was her 14th career 20+ effort; she dealt a season-high four assists June 10 at Phoenix... **2009:** Finished her second WNBA season by being the only Lynx player to start all 34 games; she'd come off the bench in 29 of her 30 appearances a year ago... Averaged 13.1 ppg (20th in the league), 2.9 rpg and 2.6 apg while playing a team-high 29.9 mpg; she shot 37.5% from the floor and 32.1% from three-point distance... Ranked 8th in the WNBA in FT accuracy (89.3%) and 8th in FT attempts (150); her percentage is the fourth-highest figure in franchise history... Went to the line 56 times in her final nine contests (33 in the previous 12 games); however, her three-point marksmanship dropped to 20.7% (6-for-29) over the last eight... Tallied a team-high 19 points (in a career-high 41:24) Sept. 1 at San Antonio, one of 10 times she led... The Aug. 23 outing at New York stopped a run of seven straight double-digit scoring nights; she averaged 13.8 ppg after Aug. 1 (15 games), after falling to 9.8 ppg (33.7%) in nine July contests... Pulled in a season-high seven rebounds Aug. 23 at New York, and dished out a season-high six assists Aug. 15 at Chicago... Scored a game-high 21 points Aug. 22 at Connecticut, one of six 20+ nights; she tallied a team-high 23 points Aug. 13 vs. Indiana... Held to a season-low four points (in a season-low 16:01) July 28 vs. Los Angeles, and committed a career-high six TOs July 19 at Seattle... Led Minnesota with 23 points June 30 at Atlanta (third straight 20+ outing) while swiping a career-high six steals... Named the WNBA's Western Conference Player of the Week for June 22-28... Snared six rebounds June 27 vs. Phoenix, and collected a season-high 25 points June 23 vs. New York... **2008:** Concluded her first season in Minnesota by being named the WNBA's Sixth Woman of the Year and earning a berth on the All-Rookie Team, having recorded the league's highest scoring average ever for a player off the bench... Named the Hanns-G 'Go Beyond' Rookie of the Month for June... Ranked 15th (2nd among rookies) in scoring at 15.7 ppg, 7th in assists (1.80 spg) and 20th in steals (a team-best 3.0 apg)... Also collected 3.2 rpg in 27.5 mpg, while shooting 40.3% from the field, 30.6% from three-point distance and 81.7% from the FT line (good for 20th); she went to the line 197 times overall (4th in the league)... Appeared in 30 games, missing two (July 25-27) due to a lower back contusion and the season's final two (Sept. 12-14) after suffering a torn lateral meniscus in her right knee Sept. 9 vs. Indiana... Scored 20+ points seven times, eclipsing Chamique Holdsclaw's single-season WNBA mark for 20-point games off the bench (six in 2006); she reached double figures 27 times overall... Was Minnesota's top scorer seven times, and led in assists on 10 occasions... Registered the second point/assist double-double in franchise history May 31 vs. Phoenix; her 12 assists are the second-highest total ever by a Lynx player as well as the WNBA's second-best single-game effort in 2008... Pumped in a season-best 27 points July 17 at Houston, tying the second-highest point total by a non-starter in WNBA history... Made her lone start of the year June 28 at San Antonio; her six steals in that contest were one short of Svetlana Abrosimova's single-game club record... Contributed a season-high eight rebounds June 20 at Detroit, and scored a game-high 26 points June 14 at New York... Attempted a season-high 17 free throws June 21 vs. Houston, one of eight games she went to the line 10+ times... Logged a sea-

son-high 37:21 before fouling out June 20 at Detroit, one of her league-leading five DQs... Scored all of her 22 points June 3 at Atlanta in the 2nd half, including 15 in the 4th quarter; she also tallied 15 points in the final period of the July 19 victory at San Antonio.

## Playoffs

**2011:** Captured her first career WNBA Championship... Averaged 4.0 points in 16.0 minutes per game, coming off the bench in all eight contests... Scored 10 points off the bench in the deciding game three of the WNBA Finals, draining three three-pointers... Played 28 minutes off the bench in game one of the Western Conference Finals, scoring 14 points and draining four three-pointers.

## International

**2011:** Most recently participated in the USA Basketball-Women's National Team May Training Camp in Las Vegas... **2010:** Added to 2010-12 USA Basketball Women's National Team roster... **2008:** Helped Team USA garner the silver medal at the Good Luck Beijing Tournament in April 2008, averaging 5.3 ppg in six contests... Chosen as USA Basketball's 2007 Female Athlete of the Year on Jan. 3, 2008... **2007:** Earned gold medals at both the FIBA U21 World Championships in Moscow (June 29-July 8) and the 2007 Pan American Games in Rio de Janeiro, Brazil (July 20-24)... Averaged 13.1 ppg (43.8%) and 2.4 rpg in eight contests at the U21 Worlds, highlighted by a 27-point effort in the semifinal win over Russia on July 7... Added 6.0 ppg and a team-high 2.0 apg in five Pan Am Games contests... Made her first appearance with the Senior National Team in the two-game exhibition set vs. Australia in September 2007, and was an alternate on the gold-medal-winning 2007 FIBA Americas Championship squad... **2005:** Chosen to the all-tournament team at the 2005 FIBA U19 World Championships in Tunis, Tunisia, scoring 15.8 ppg (57.1%) in eight games.

## Overseas

**2011-12:** Played for Besiktas in the Turkey Basketball League... Appeared in 13 games with Besiktas, averaging 10.9 points and 6.2 rebounds per game... Appeared in one EuroCup game with Besiktas, scoring 10 points and recording three steals... **2010-11:** Did not play overseas due to injury... **2009-10:** Completed the winter season in Greece by helping Athinaikos claim three championships: FIBA EuroCup, Greek Cup and Greek A1 League... Named the 2009-10 EuroCup Player of the Year by Eurobasket.com after tallying 15.1 points, 3.87 rebounds, 2.6 assists and 2.13 steals per game in 16 contests... Part of Athinaikos' 26-0 record in Greek play... **2009:** Spent 2009 winter in Spain, playing for Ros Casares of the Liga Femenina... Averaged 8.3 ppg in 22 games, and helped the Valencia-based squad capture the Spanish League title.

## College

Named State Farm Wade Trophy winner (National Player of the Year) on April 5, 2008 ... Named 2007-08 Lowe's Senior CLASS Award winner ... Named a Kodak/WBCA All-American (2005, 2006, 2007, 2008), just the seventh player in Division I history to earn the honor four times ... First-team Associated Press All-American (2008) ... Second-team Associated Press All-American (2005, 2006, 2007) ... Pac-10 Player of the Year (2005, 2006, 2008), first Pac-10 freshman to earn the Player of the Year honor (2005) ... Wade Trophy finalist (2006, 2007, 2008), John Wooden Award finalist (2007, 2008), and Naismith Award finalist (2008) ... Pac-10 Tournament Most Outstanding Player (2005, 2007, 2008) ... Stanford's all-time leader in points per game (19.2 ppg), total points (2,629), career 3-pointers made (295), career free throws made (556), and career steals (281) ... Pac-10's all-time leader in total points and career 3-pointers made. Passed Los Angeles Sparks star Lisa Leslie (2,414 career points, USC) as the Pac-10's all-time leading scorer on March 2, 2008 ... **2007-08:** Led the Cardinal to their first appearance in the NCAA Championship game since 1992 ... Set new Stanford single-season records in points (787), and free throws made (184)... Became the first player to record two 40-point efforts in a single NCAA Tournament ... Scored in double figures 37 times, 20 or more points 18 times, and 30 or more points five times ... **2006-07:** Started 28 of the 29 games she appeared in, averaging 30.6 minutes ... Team leader in scoring (16.9 ppg) and 3-pointers (82) while ranking second in assists (96) ... Scored in double figures 25 times ... Led team in scoring 11 times ... **2005-06:** Became 26th player in school history to score 1,000 points during the season ... Did so in the second-fastest pace (54 games) ... Led Stanford and ranked fifth in the nation with 21.8 points per game ... Averaged 26.0 ppg in the NCAA Tournament ... Scored in double-figures in all 34 games ... **2004-05:** Named USBWA Co-Freshman of the Year ... Led team with 17.5 points per game ... Led club with 85 steals ... Averaged 19.3 points per game during NCAA Tournament.

## Personal

Born on Feb. 14, 1987 in Baltimore, Md... Full name is Candice Dana Wiggins... The daughter of Angela Wiggins and the late Alan Wiggins... Father played seven seasons with the San Diego Padres and Baltimore Orioles (MLB)... In 2008 founded the Candice Wiggins Foundation, an organization aimed at reaching out to youth about the AIDS/HIV epidemic... Also very prominent in other AIDS/HIV awareness organizations, including Until There's A Cure and the Minnesota Aids Project... Brother, Alan Jr., was a four-year letter winner with the University of San Francisco men's basketball team... Graduated from Stanford in June 2008 with a degree in Communications... California's Ms. Basketball in 2004... First-Team All-America selection by Parade Magazine and Student Sports, and McDonald's All-American in 2004... Guided La Jolla Country Day to two state championships (2001, 2002).



# 2012 MINNESOTA LYNX MEDIA GUIDE

2011 WNBA CHAMPIONS



# WRIGHT



## #22

HEIGHT 5-10  
WEIGHT 171

Guard/Forward

## MONICA WRIGHT



### WNBA Stats

Year	G-GS	MIN	FIELD GOALS			3-POINT FG			FREE THROWS			REBOUNDS			AST	STL	TO	BLK	PTS	PPG
			FG	FGA	PCT	FG	FGA	PCT	FT	FTA	PCT	OFF	DEF	TOT						
10/MIN	34-24	866	139	376	.370	32	94	.340	68	83	.819	29	68	97	50	34	67	7	378	11.1
11/MIN	29-0	393	53	140	.379	7	27	.259	36	48	.750	6	41	47	31	23	28	5	149	5.1
<b>Totals</b>	<b>63-24</b>	<b>1,260</b>	<b>192</b>	<b>516</b>	<b>.372</b>	<b>39</b>	<b>121</b>	<b>.322</b>	<b>104</b>	<b>131</b>	<b>.794</b>	<b>35</b>	<b>109</b>	<b>144</b>	<b>81</b>	<b>57</b>	<b>95</b>	<b>12</b>	<b>527</b>	<b>8.4</b>

### Playoffs

Year	G-GS	MIN	FIELD GOALS			3-POINT FG			FREE THROWS			REBOUNDS			AST	STL	TO	BLK	PTS	PPG
			FG	FGA	PCT	FG	FGA	PCT	FT	FTA	PCT	OFF	DEF	TOT						
11/MIN	8-0	85	9	25	.360	1	4	.250	1	3	.333	3	7	10	5	6	6	2	20	2.5
<b>Totals</b>	<b>8-0</b>	<b>85</b>	<b>9</b>	<b>25</b>	<b>.360</b>	<b>1</b>	<b>4</b>	<b>.250</b>	<b>1</b>	<b>3</b>	<b>.333</b>	<b>3</b>	<b>7</b>	<b>10</b>	<b>5</b>	<b>6</b>	<b>6</b>	<b>2</b>	<b>20</b>	<b>2.5</b>

**COLLEGE** Virginia '10  
**EXPERIENCE** WNBA - 2 Years  
**BIRTHDATE** July 15, 1988  
**BIRTHPLACE** San Antonio  
**HIGH SCHOOL** Forrest Park High School (Dale City, Va.)  
**DRAFTED** 2010 1st Round/2nd Overall (Minnesota)  
**ACQUIRED** 2010 WNBA Draft

### Career Highs

**Minutes:** 34 (4x), MR: Aug. 13, 2010 at Washington  
**FGM:** 12, June 1, 2010 vs. Phoenix  
**FGA:** 23, June 1, 2010 vs. Phoenix  
**3-FGM:** 6, June 1, 2010 vs. Phoenix  
**3-FGA:** 10, June 1, 2010 vs. Phoenix  
**FTM:** 8, June 10, 2010 at Phoenix  
**FTA:** 8 (2x), MR: Aug. 17, 2010 at Seattle  
**Off Rebs:** 3 (2x), MR: Aug. 22, 2010 at Indiana  
**Def Rebs:** 5, July 22, 2010 vs. San Antonio  
**Rebounds:** 7 (2x), MR: Aug. 22, 2010 at Indiana  
**Assists:** 6, Sept. 11, 2011 at Phoenix  
**Steals:** 4 (2x), MR: Aug. 14, 2011 vs. Tulsa  
**Blocks:** 2, Aug. 3, 2010 vs. Connecticut  
**Points:** 32, June 1, 2010 vs. Phoenix





# 2012 MINNESOTA LYNX MEDIA GUIDE

2011 WNBA CHAMPIONS



## Career Transactions

Drafted second overall by Minnesota in the 2010 WNBA Draft... Signed by the Lynx on April 14, 2010.

## WNBA Career Capsule

**2011:** Concluded her second year in the WNBA by appearing in 29 games off the bench, missing five (July 29-Aug. 7) due to personal reasons... Logged 13.6 mpg, chipping in 5.1 ppg and 1.6 rpg while shooting 37.9% from the field and 75.0% from the FT line... Led Minnesota with a season-high 15 points and a career-high six assists Sept. 11 at Phoenix, one of five double-digit scoring efforts on the year... Played a season-high 26:05 in that contest; the Lynx went 15-2 when she logged 13+ minutes... Averaged 6.8 ppg (40.0%) and 1.00 spg in 17.5 mpg over the final 13 games; she also attempted 32 free throws in that stretch (5.9 per 40 minutes)... Scored 11 of her 13 points in the 4th quarter at Tulsa on Aug. 23... Matched a career best with four steals Aug. 14 vs. Tulsa... Handed out three assists June 30 at Tulsa, and scored 11 points June 5 vs. Los Angeles... **2010:** Concluded her first summer in Minnesota by being named to the WNBA's All-Rookie Team... Appeared in all 34 games, starting 24 (the first six and last 18 contests), and averaged 11.1 ppg, 2.9 rpg and 1.00 spg while logging 25.5 mpg... Ranked 2nd among rookie scorers, 3rd in rebounds and 3rd in assists (1.5 apg), while leading all first-year players in both three-point accuracy (34.0%) and FT accuracy (81.9%)... Shot 37.0% from the floor, but increased that to 45.4% (74-for-163) -- along with 13.7 ppg -- over the final 14 contests... Also connected on 19 of 45 (42.2%) from beyond the arc after the All-Star Break, after hitting just 26.5% through mid-July... Led the Lynx in scoring on five occasions, with 19 double-figure nights (including five 20+ efforts)... Three of the 20-point outings were against Phoenix; she tallied 22.5 ppg (on 54.1% shooting) in four games vs. the Mercury... Grabbed a season-high seven rebounds twice (Aug. 17 at Seattle, Aug. 22 at Indiana), and swiped a season-high four steals (while tying her season best with four assists) July 17 vs. Seattle... Her 32-point effort June 1 vs. Phoenix is the 3rd-highest total in WNBA history for a reserve... She joins Seimone Augustus (13 times), Katie Smith (12) and Betty Lennox (once) as the only players in Lynx history to score 30+; her six 3-pointers vs. Phoenix were one short of Smith's franchise record.

## Playoffs

**2011:** Appeared off the bench in all eight postseason contests as the Lynx won the 2011 WNBA Championship... Averaged 2.5 points, 1.3 rebounds per game.

## Overseas

**2011-12:** Appeared in 26 games for Botas in the Turkish League... Averaged 32.7 minutes during TKBL play, averaging 20.3 points, 4.6 rebounds and 2.3 assists... Appeared in 12 EuroCup games, averaging 16.1 points and 4.6 rebounds in 28.6 minutes per contest... **2010-11:** Spent her winter in Poland playing for Lotos Gdynia... In 34 games in the Polish League, averaged 15.2 points and 6.0 rebounds per game while shooting .445 percent from the floor... Played in 10 EuroLeague contests, averaging 17.4 points and 4.7 rebounds per game while shooting .483 percent from the floor... Earned a trip to the EuroLeague All-Star Game as part of the 'Rest of the World' team.

## College

Three-time (2008-2010) Associated Press All-America selection... 2010 ACC Player of the Year... Three-time All-ACC performer... Supplanted Dawn Staley on Jan. 11, 2010 as the school's all-time scoring leader (2,540)... Third on ACC's all-time scoring list... Holds top two single-season scoring marks in Cavalier history (2010 - 734; 2009 - 696)... Increased her scoring average each season over her four-year career, leading the ACC in scoring her senior year with an average of 23.7 points per game, good for seventh nationally... In 2010, joined Dawn Staley as only UVA player with 2,000 points, 700 rebounds, 350 steals and 300 assists... First Cavalier to be named ACC Defensive Player of the Year (2010)... Also named WBCA National Defensive Player of the Year her senior season... Led ACC in steals per game (3.8) in 2010, which ranked second in the nation... Swiped a career-high and school-record 10 steals on Dec. 29, 2009 vs. Liberty... 2008 ACC All-Defensive Team member... A finalist for the Wade Trophy in 2009, and the Naismith Trophy and the Wooden Award in 2009 and 2010... Averaged (19.1) points per game throughout her career... Led Virginia in scoring in three of her four years (freshman year, finished 2nd - 15.1 ppg)... In 2008 set the school's sophomore single-season scoring record (598 points)... ACC Rookie of the Year and ACC All-Freshman Team member in 2007...

## International

Named to 2010 US Women's Select Team... Participated in 2010 fall training session with US National Team... Captain of the 2007 U19 World Championship Team, compiling a 9-0 record and the gold medal... Member of the 2005 USA Youth Development Festival White Team, earning a silver medal.

## Personal

Born July 15, 1988, in San Antonio, Texas... Full name is Monica Ashante Wright... Daughter of Garry and Lynette Wright... Has an older brother Gerard... Volunteers at church basketball camps... A Boys & Girls Club camp counselor... Logged more than 100 hours of community service in a school year... A sociology major at Virginia... Attended Forest Park High School in Dale City, Va... Averaged 22.6 points, 9.0 rebounds, 6.8 assists and 4.0 steals per game her senior year... A McDonald's, USA Today, WBCA and Street & Smith's All-American... The Gatorade Virginia Player of the Year and Associated Press Group AAA Player of the Year in 2006... Ranked the No. 2 guard and No. 11 player overall in the nation coming out of high school... Didn't start playing basketball until 9 years old... Wants to go to law school.



WRIGHT



# 2012 MINNESOTA LYNX MEDIA GUIDE

2011 WNBA CHAMPIONS



## ADDITIONAL DRAFT PICKS



**Jackie Gemelos**

**HEIGHT** 6-0  
**COLLEGE** USC '12  
**EXPERIENCE** Rookie  
**BIRTHDATE** November 22, 1988  
**BIRTHPLACE** Stockton, Calif.  
**HIGH SCHOOL** St. Mary's High School (Stockton, Calif.)  
**DRAFTED** 2012 3rd Round/31st Overall (Minnesota)  
**ACQUIRED** 2012 WNBA Draft

### Career Transactions

Selected by Minnesota in the 3rd round (31st overall) of the 2012 WNBA Draft.

### College

**2011-12:** Gemelos started the first nine games of her final season at USC before suffering another season-ending knee injury during USC's Dec. 18, 2011 game at Texas A&M... She was averaging 11.0 points and a team-high 7.3 rebounds and 3.4 assists per game entering the game in which she sustained her last knee injury... **2010-11:** For the first time in her USC career, Gemelos entered the season fully healthy and went on to play in every game for the Trojans... Received All-Pac-10 Honorable Mention... Led the conference in 3-point percentage (42.4%)... Was third on the team in scoring with 12.4 points per game and second in 3-pointers with 52 made... Scored in double figures in 27 games, including a run of 11 straight double-digit games to end the year... Named to Pac-10 All-Academic First Team with her 3.5 GPA in her first stretch of her master's program... Named a finalist for the V Foundation Comeback Award... **2009-10:** Following surgery to repair her left ACL in May 2009 and subsequent rehab, Gemelos played her first collegiate game on Feb. 4, 2010 at Cal... **2008-09:** Gemelos endured her third straight knee injury and missed another season of competition after tearing the ACL in her left knee just before the start of the 2008-09 season... **2007-08:** Gemelos was sidelined for her second straight season after suffering another tear to her ACL during the offseason... **2006-07:** Gemelos redshirted her first season in order to heal from a knee injury suffered at the close of her high school career.

### Personal

Jacqueline Ann Gemelos was born on Nov. 22, 1988, in Stockton, Calif.... The daughter of Linda and Steve, she has two sisters, Johnna and Zayna... Says Diana Taurasi is her biggest sports hero... Hopes to play in the WNBA and make the U.S. National Team... Would like to go skydiving one day... Has completed her bachelor's degree in sociology masters in gerontology.

### College Stats

Year	FIELD GOALS				3-POINT FG			FREE THROWS				REB	AST	STL	PTS	PPG
	G	FG	FGA	PCT	FG	FGA	PCT	FT	FTA	PCT						
09-10	11	25	77	.325	8	28	.286	26	28	.929	40	15	9	84	7.6	
10-11	37	168	396	.424	52	123	.423	69	85	.812	172	95	51	457	12.4	
11-12	9	36	101	.356	6	21	.286	21	28	.750	66	31	12	99	11.0	
<b>Totals</b>	<b>57</b>	<b>229</b>	<b>574</b>	<b>.399</b>	<b>66</b>	<b>172</b>	<b>.384</b>	<b>116</b>	<b>141</b>	<b>.823</b>	<b>278</b>	<b>141</b>	<b>72</b>	<b>640</b>	<b>11.2</b>	



**Kayla Standish**

**HEIGHT** 6-2  
**COLLEGE** Gonzaga '12  
**EXPERIENCE** Rookie  
**BIRTHDATE** November 19, 1989  
**BIRTHPLACE** Ellensburg, Wash.  
**HIGH SCHOOL** Ellensburg High School (Ellensburg, Wash.)  
**DRAFTED** 2012 2nd Round/19th Overall (Minnesota)  
**ACQUIRED** 2012 WNBA Draft

### Career Transactions

Selected by Minnesota in the 2nd round (19th overall) of the 2012 WNBA Draft.

### College

**2011-12:** Named to the All-West Coast Conference team for second-straight season... Named to the West Coast Conference All-Tournament Team... Averaged a team-best 16.4 points, 7.5 rebounds and 1.5 blocks per game, while shooting an impressive 48.0 percent (214-of-446) from the field and 78.9 percent (127-of-161) at the charity stripe... She averaged 23.2 points, 6.0 rebounds and 2.0 assists over the Zags five post-season games, including three NCAA Tournament contests... She also shot 50.0 percent (43-of-86) from the field and 85.3 percent (29-of-34) at the free throw line... Ended her career as Gonzaga's career leader in games played (138) and blocks (176)... She also stands fifth in the career record book in rebounds (809); seventh in both points (1,583) and field goal percentage (48.8) and eighth in free throws made (289)... Registered a team-high eight double-doubles... Scored 20-plus points in 10 games, including three of 16 West Coast Conference contests... Registered double-figure points in all but five contests... **2010-11:** Named All-West Coast Conference... Named to the West Coast Conference All-Tournament Team... Started all 36 games for Gonzaga... Scored double-figure points in all but five games; including 12 20-plus point contests and two 30-plus point contests... 14 double-digit rebounding games... 10 double-doubles... Became one of five players in Gonzaga history to score 600-plus points in a season, scoring 617... Finished the season second on the team, and 55th in the nation, in points per game at 17.1... Finished first on the team, and 13 in the nation, in field goal percentage at 56.0 (261-of-466)... Was first on the squad and 96th in the country in rebounds per game at 8.4... Was also first on the team in blocks (59)... Named West Coast Conference Player of the Week twice... **2009-10:** Played in all 34 games for Gonzaga... Sixth leading scorer on the team at 8.1 per contest... Third on the team in rebounds per contest at 4.4... Led the team in blocks per game at 1.4... **2008-09:** Saw action in all 34 games for the Bulldogs, including three starts... Fourth on the team in 3-pointers made (16) and second in blocks (18).

### Personal

Born Nov. 19, 1989 in Ellensburg, Wash.... Parents are Dave Standish and Joni Leaman... Youngest of four children; one sister (Tami) and two brothers (Nate and Joe)... Graduated in May of 2012 with a degree in Special Education.

### College Stats

Year	FIELD GOALS				3-POINT FG			FREE THROWS				REB	AST	STL	BLK	PTS	PPG
	G	FG	FGA	PCT	FG	FGA	PCT	FT	FTA	PCT							
08-09	34	45	149	.302	16	72	.222	28	37	.757	98	16	26	18	134	3.9	
09-10	34	110	229	.480	7	37	.189	48	64	.750	151	30	35	49	275	8.1	
10-11	36	261	466	.560	9	24	.375	86	106	.796	304	43	45	59	617	17.1	
11-12	34	214	446	.480	2	18	.111	127	161	.789	256	54	47	50	557	16.4	
<b>Totals</b>	<b>138</b>	<b>630</b>	<b>1290</b>	<b>.488</b>	<b>34</b>	<b>151</b>	<b>.225</b>	<b>289</b>	<b>368</b>	<b>.785</b>	<b>809</b>	<b>143</b>	<b>153</b>	<b>176</b>	<b>1583</b>	<b>11.5</b>	



**Julie Wojta**

**HEIGHT** 6-0  
**COLLEGE** Wisconsin Green-Bay '12  
**EXPERIENCE** Rookie  
**BIRTHDATE** April 9, 1989  
**BIRTHPLACE** Francis Creek, Wis.  
**HIGH SCHOOL** Mishicot High School (Mishicot, Wis.)  
**DRAFTED** 2012 2nd Round/18th Overall (Minnesota)  
**ACQUIRED** 2012 WNBA Draft

### Career Transactions

Selected by Minnesota in the 2nd round (18th overall) of the 2012 WNBA Draft.

### College

**2011-12:** Beth Gantz Award recipient (Award given to women's basketball player who demonstrated a high level of leadership and sportsmanship)... John R. Wooden All-American... AP Second Team All-American, first athlete in program history at Division I level... Led Horizon League in scoring (19.5), and steals (3.8)... Horizon League Fall Academic Honor Roll selection... Led team in scoring and rebounding in Horizon League Tournament, averaging 19.7 points and 9.3 rebounds per game in addition to tying a tournament record with 12 steals... Holds program individual season record with 127 steals... Owns program Division I record with 35 career double doubles... Horizon League Tournament MVP... Horizon League Player of the Year... Horizon League Defensive Player of the Year... All-Defensive Team selection... First Team All-League selection... Naismith Women's College Player of the Year Midseason 32 watch list... Member of Wade Watch List... Scored 1,000th career point in season opener at NDSU Nov. 11 while posting a double double performance scoring a game-high 21 points and 11 rebounds... Horizon League Preseason First Team All-League selection... **2010-11:** Finished second in the league in assist-turnover ratio (1.6) dishing out 131 assists and committing 83 turnovers... Fifth in the league in steals per game (2.3) while picking opponents a total of 81 times... Horizon League Spring Academic Honor Roll... Winter Academic All-Horizon League selection... Averaged 12.3 points and 3.7 rebounds during the NCAA Tournament... Averaged 14 points and 10.3 rebounds in the Horizon League Tournament, posting two double-doubles... Horizon League All-Tournament Team selection... Horizon League preseason First Team All-League selection... Horizon League Second Team All-League selection... Fall Horizon League Academic Honor Roll selection... **2009-10:** Second Team All-Horizon League selection... Horizon League Spring Academic Honor Roll... Second on the team and fourth in the league in scoring averaging 14.0 points per game... Had 24 double-figure scoring games, including 10 20-point contests... **2008-09:** Appeared in 22 contests as a freshman, averaging 8.2 minutes per game... Led freshman class in rebounds with 46 and free throw percentage (.643)... Scored a season total 42 points... **2007-08:** Redshirted the 2007-08 season.

### Personal

Born Julie Nicole Wojta... Parents are Paul and Jeanne Wojta... Has two older brothers, Brian and Kevin; Major in Accounting and Business Administration

### College Stats

Year	FIELD GOALS				3-POINT FG			FREE THROWS				REB	AST	STL	PTS	PPG
	G	FG	FGA	PCT	FG	FGA	PCT	FT	FTA	PCT						
08-09	22	15	39	.385	3	12	.250	9	14	.643	46	16	14	42	1.9	
09-10	33	180	350	.514	16	32	.500	87	105	.829	204	115	66	463	14.0	
10-11	36	195	409	.477	16	51	.314	83	105	.790	265	131	81	489	13.6	
11-12	33	252	491	.513	29	71	.408	111	139	.799	328	116	127	644	19.5	
<b>Totals</b>	<b>124</b>	<b>642</b>	<b>1289</b>	<b>.498</b>	<b>64</b>	<b>166</b>	<b>.386</b>	<b>290</b>	<b>3363</b>	<b>.799</b>	<b>843</b>	<b>378</b>	<b>288</b>	<b>1638</b>	<b>13.2</b>	





# 2012 MINNESOTA LYNX MEDIA GUIDE

2011 WNBA CHAMPIONS



## INTERNATIONAL DRAFTEES



**HEIGHT** 6-4  
**BIRTHDATE** November 17, 1992  
**BIRTHPLACE** Sao Paulo, Brazil  
**DRAFTED** 2012 1st Round/12th Overall (Minnesota)  
**ACQUIRED** 2012 WNBA Draft

### Damiris Dantas (Brazil)

#### Career Transactions

Drafted by Minnesota in the 1st round (12th overall) of the 2012 WNBA Draft.

#### Overseas

**2011-12:** Appeared in 25 games with RC Celta Vigo in the Spanish League... Averaged 13.1 points and 7.0 rebounds in 27.2 minutes per game... Shot 38.7 percent from the floor, as well as 62.5 percent from the free throw line... Led the team in both points and rebounds.

#### International

**2011:** Appeared in the 2011 FIBA Americas Championship with Brazil, averaging 10.2 points and 5.8 rebounds per game... Played with Brazil in the 2011 FIBA U19 Championship, earning tournament MVP honors... Led Brazil with 20.9 points and 12.6 rebounds per contest... Helped lead Brazil to a bronze medal, its first medal at the U19 World Championship... **2010:** Appeared in the 2010 FIBA World Championship with Brazil... Averaged 5.7 points and 4.2 rebounds per contest off the bench... Played in the 2010 South American Championship, averaging 11.4 points and 5.2 rebounds... Represented Brazil in the 2010 FIBA Americas U18 Championship, averaging 9.0 points and a team-high 10.6 rebounds... **2009:** Averaged 19.7 points and 18.2 rebounds per contest during the 2010 South American U18 Championship.

#### Personal

Born on November 17, 1992.

#### International Stats

Competition	PPG	RPG	APG
2011 FIBA Americas Championship	10.2	5.8	1.5
2011 FIBA U19 Championship	20.9	12.6	1.4
2010 FIBA World Championship	5.7	4.2	0.0
2010 South American Championship	11.4	5.2	0.8
2010 FIBA Americas U18 Championship	9.0	10.6	1.0
2009 South American U18 Championship	19.7	18.2	0.3
2009 FIBA U19 World Championship	3.0	1.5	0.0



**HEIGHT** 5-7  
**BIRTHDATE** February 9, 1992  
**BIRTHPLACE** Trbovlje, Slovenia  
**DRAFTED** 2012 2nd Round/20th Overall (Minnesota)  
**ACQUIRED** 2012 WNBA Draft

### Nika Baric (Slovenia)

#### Career Transactions

Drafted by Minnesota in the 1st round (12th overall) of the 2012 WNBA Draft.

#### International

**2011-12:** Played alongside Lynx guard Seimone Augustus with Sparta&K in the Russian League... Appeared in 20 EuroLeague games, averaging 3.2 points, 1.2 assists and 1.0 rebounds in 12.3 minutes per contest... Appeared in 26 Russian League games, averaging 4.9 points, 2.3 assists and 1.0 rebounds in 15.5 minutes per game... Shot 42.1 percent from the field... **2010-11:** Played with ZKK Merkur Celje in the Adriatic League... Appeared in 32 games during Slovenian League play, averaging 16.5 points, 4.9 assists and 3.2 rebounds per contest... Shot 47.0 percent from the field, including 81.2 percent from the free throw line.

#### International

**2011:** Appeared in the FIBA U19 World Championship with Slovenia, averaging 13.7 points, 5.0 rebounds and 3.3 assists per game... **2010:** Appeared in the U18 European Championship with Slovenia... Averaged 23.3 points, 5.9 assists and 4.0 rebounds per contest... **2009:** Appeared in the U18 European Championship with Slovenia... Averaged 19.3 points, 5.9 assists and 4.4 rebounds per contest... **2008:** Appeared in the U18 European Championship with Slovenia, averaging 17.9 points, 6.6 assists and 4.1 rebounds per contest... **2007:** Appeared in the U18 European Championship, averaging 11.9 points, 3.5 assists and 4.9 rebounds per contest... Also appeared in the U16 European Championship, averaging 20.6 points, 3.6 rebounds and 2.6 assists per game.

#### Personal

Born on September 2, 1992.

#### International Stats

Competition	PPG	RPG	APG
2011 FIBA U19 World Championship	13.7	5.0	3.3
2010 U18 European Championship: Division A	23.2	4.0	5.9
2009 U18 European Championship: Division B	19.3	4.4	5.9
2008 U18 European Championship	17.9	4.1	6.6
2007 U18 European Championship	11.9	4.9	3.5
2007 U16 European Championship	20.6	3.6	2.6
2006 U16 European Championship	20.9	2.1	3.4
2005 U16 European Championship	13.0	1.6	1.6

# ADMINISTRATION



2012 MINNESOTA  
LYNX MEDIA GUIDE





# 2012 MINNESOTA LYNX MEDIA GUIDE

2011 WNBA CHAMPIONS



## STAFF DIRECTORY

### LYNX TEAM DIRECTORY

Owner .....Glen Taylor  
 Chief Executive Officer .....Rob Moor  
 President .....Chris Wright  
 Executive Vice President and CFO of Minnesota Timberwolves .....Roger Griffith

### LYNX DEDICATED STAFF

Chief Operating Officer .....Conrad Smith  
 Ticket Sales Manager .....Joe Schwei  
 Business Development Manager .....Carley Knox  
 Fan Relations Manager .....Erin Henning  
 Public Relations Manager .....Alex King  
 Marketing Manager .....Megan Luebke  
 Lynx Community Relations Manager .....Amanda Collins  
 Sr. Account Executive .....Katie Reed  
 Account Representatives .....Alex Damlo, Trevor Lyga, Andrea Olson, Cedric Ware, Amanda Wilcox

### LYNX BASKETBALL OPERATIONS

Head Coach .....Cheryl Reeve  
 Assistant Coaches .....Shelley Patterson, Jim Petersen  
 Head Athletic Trainer .....Chuck Barta  
 Assistant Athletic Trainer/Head Strength and Conditioning Coach .....Keith Uzpen  
 Basketball Operations and Video Coordinator .....Paige Jackson

### LYNX BROADCASTERS

Lynx Radio Broadcaster .....Alan Horton  
 Studio Host and Executive Producer .....John Focke  
 Lynx Television Play-By-Play .....Marney Gelnor  
 Lynx Television Analyst .....Lea B. Olsen

### BUSINESS OPERATIONS

Vice President and General Counsel .....Greg Jackson  
 Manager of Office Services/Executive Assistant to the CEO .....Susan Eitel

### COMMUNICATIONS & MARKETING

Sr. Vice President of Communications, Chief Marketing Officer .....Ted Johnson

#### Analytics & Research

Director of Analytics & Research .....Brett Kahnke  
 Database Marketing Manager .....Mark Smith  
 Business Research Analyst .....Kyle Burkhardt

#### Broadcast

Production Manager .....Mitch Newhouse  
 Video Producer/Editor .....Andrew Schingen  
 Video Producer, Editor/Broadcast Coordinator .....Crystal Klein  
 Motion Graphics Designer/Editor .....Tim McDonough

#### Community Relations

Manager of Community Relations .....Sarah Haugen  
 Community Relations Coordinator .....Kristin Mehrwerth

#### Creative Services

Creative Services Manager .....Henry Moore  
 Graphics Logistics & Operations Manager .....John Schissel  
 Graphic Designer .....Emilie Rainsberry  
 Project Brand Manager .....Rebecca Longawa  
 Top Regional Photographer .....David Sherman

#### Information Technology

Information Technology Manager .....Aminkeng Tazisong  
 Network Administrator .....David Dziasek

#### Interactive Services

Director of Interactive Services .....Bob Stanke  
 Web Editor/Writer .....Mark Remme

#### Marketing

Director of Marketing .....John O'Connell  
 Event Marketing Manager .....Jon Hanson  
 Event Coordinator .....Josh Effinger

### Public Relations

Director of Public Relations & Community Relations .....Mike Cristaldi  
 Public Relations Senior Coordinator .....Aaron Seehusen  
 Communications Manager .....Dan Bell  
 Statistician .....Paul Swanson

### CORPORATE SALES AND SERVICE

Director of Corporate Sales .....Chris Potenza  
 Corporate Sales Executives .....Lainie Gentile, Sam Van De Laarschot, Sarah Leeth  
 Sr. Manager of Corporate Services .....Greg Vandervit  
 Corporate Account Executives .....Suzie Hewitt, Kristin Hough, Jennifer O'Neil  
 Executive Assistant to President/Sales & Marketing Coordinator .....Mary Bohmbach  
 Corporate Analytics & Services Coordinator .....Lauren Hazuka

### Finance

Director of Finance .....Peter Stene

### Accounting

Accounting Manager .....Marc Schwen  
 Payroll Manager/Senior Accountant .....J.T. Hoffman  
 Accounts Payable Clerk/Mail Room Specialist .....Vicky Reynolds

### Box Office

Manager of Ticketing .....Eric Caulfield  
 Ticketing Specialists .....Erich Heber, Tony Nguyen

### HUMAN RESOURCES

Director of Human Resources .....Sianneh Mulbah  
 Human Resources Specialist .....Amy Taylor  
 Human Resources Assistant/Receptionist .....Mindy Eash

### TICKET SALES, PREMIUM SEATING & CLIENT DEVELOPMENT

Sr. Vice President of Ticket Sales and Premium Seating .....Ryan Tanke  
 Tickets & Premium Seating Supervisor .....Laura Meyer

### Group Events

Group Events Manager .....Jane Thede  
 Sr. Account Executives .....Matt Bare, Erica Noah  
 Account Representatives .....Joanna Opitz, Mickey Kirk, Nate Daniels  
 Account Associates .....Kate LaFerriere, Jared Hensch  
 Group Events Coordinator .....Eric Clos

### Season Tickets

Sr. Ticket Manager .....Jim Buffo  
 Client Development Manager .....Chris Palaia  
 Sr. Season Ticket Executives .....Charlie Romans, Larry Traversie  
 Account Executives .....Stanley Jackson, Peter McAdams, Conor Noonan, George Truehart III  
 Account Representatives .....Colin Anderson, Adam Dohm, Annie Eversman

### Premium Seating

Director of Premium Seating .....Britt Carlson  
 Sr. Service Executive .....Samantha Baugh  
 Sr. Account Executives .....Steve Beno, Scott McKone  
 Account Executive .....Deric Manrique  
 Account Representative .....Travis Smith

### Fan Experience & Community Basketball

Vice President, Fan Experience & Community Basketball .....Jeff Munneke  
 Fan Experience Supervisor .....Laura Janquart  
 Fan Experience Specialists .....Callie Barnowsky, Michelle Burns, Pierre Harris, Laura Shearer  
 Youth Basketball Specialist .....Steve Brown

### Inside Sales

Inside Sales Supervisor .....Mike Fuhrman  
 Inside Sales Associates .....Nick Baumann, Jeff Cham, Matt Corners, Ashley Morgenstern, Stephen Miley, Brandon Morris, Aaron Rustad

### Game Presentation

Game Presentation Manager .....Chadwick Folkstead  
 Game Presentation Coordinator .....Aaron Dodge  
 Dance & Entertainment Group Coordinator .....Natalie Alvarado



# 2012 MINNESOTA LYNX MEDIA GUIDE

2011 WNBA CHAMPIONS



## ADMINISTRATION



**GLEN TAYLOR**  
owner

On March 23, 1995, Glen Taylor closed the deal that made him majority owner of the Minnesota Timberwolves. He added the title of NBA owner to a list that already included international businessman, state senator, entrepreneur, philanthropist and executive of the year. In October 2002, Taylor became the majority owner of the WNBA's Minnesota Lynx after a change in the league's ownership structure. Taylor had served as the operating owner of the Lynx for the previous four seasons of the team's existence, beginning with the 1999 inaugural campaign.

Before he even completed his first full season as Timberwolves owner, Taylor set in motion his plan for making a mark on the Minnesota sports scene. Prior to the completion of the sale of the team from Marv Wolfenson and Harvey Ratner, Taylor installed Rob Moor, Roger Griffith and Chris Wright to run the business functions of the franchise. In 1999, Taylor brought women's professional basketball back to the Twin Cities by operating the Lynx and added the duties of Lynx Chief Operating Officer to Griffith's responsibilities. In the winter of 2008, Taylor shifted the balance of power within the Lynx by naming Griffith the company's Executive Vice President and appointing longtime Timberwolves and Lynx Vice President of New Business Development Conrad Smith as the new Chief Operating Officer of the Lynx. During the 2009 off-season, Taylor appointed longtime successful WNBA assistant coach Cheryl Reeve as the franchise's seventh head coach.

Glen Taylor is chairman of the multinational Taylor Corporation, based in Mankato, MN. He earned a Bachelor of Science degree from Minnesota State University, Mankato. During this period, he worked part time at Carlson Wedding Service, a print shop specializing in formal invitations. After graduation he continued to work at the company, developing strategies to cut delivery time, improve service and expand offerings. Taylor purchased the company in 1975, assembled a passionate leadership team and dramatically expanded the firm's capabilities, growing it into one of the largest privately held companies in the United States. Today Taylor Corporation, based in North Mankato, includes more than 80 subsidiaries providing business and personal communications products, technologies and marketing services. Other enterprises owned by Glen are in securities, agricultural, and medical fields.

He continued his education at the Harvard Graduate School of Business. In 1997, Mankato State University awarded Taylor their first honorary doctorate. Taylor received the degree of Honorary Doctor of Laws for his distinguished professional career and volunteer service. In October 2001, Taylor was inducted into the Minnesota State University, Mankato Hall of Distinction.

Taylor's business savvy has been recognized by Corporate Report magazine, which honored him as its Executive of the Year (1987), and the Sales and Marketing Executives of Minneapolis/St. Paul, who awarded him with their Sales Executive of the Year Award (1999). He was also inducted into the Minnesota Hall of Fame (2002) by Twin Cities Monthly Magazine.

Taylor was elected to the Minnesota Senate in 1980, where he served until 1990. He became assistant Senate minority leader in 1982. From 1984 to 1986, he served as Senate minority leader. While in the Senate, Taylor was instrumental in providing leadership in the areas of higher education, child care and economic development policies.

He has served on the NBA Planning Committee and has been Chairman of the Audit Committee. In October of 2008, Taylor was named chairman of the NBA's Board of Governors.

Through personal involvement, Taylor has remained active in many community, civic and charitable causes. He has also served on his church's board of deacons and board of trustees and on the Mankato State University Foundation board of directors.

Taylor and his family have provided financial assistance and participated in missions to Africa, Turkey, Egypt and Central America to support the Starkey Hearing Foundation and Common Hope.

Nationally, Taylor has provided expert testimony on business and child care issues to the U.S. Senate and House of Representatives and served as a committee chair on the 1991 Commission on Reform and Efficiency (CORE).

Taylor and his wife, Becky, live in Mankato. Their children and grandchildren enjoy attending many of the Timberwolves and Lynx games.

### LIMITED PARTNERS

**William F. Bieber**

Chairman of Acrometal Management Corporation, Wayzata, Minn. Bieber resides in his native Wayzata, Minn.

**Ralph W. Burnet**

Chairman Coldwell Banker Burnet, Edina, Minn. Burnet resides in his hometown of Wayzata, Minn.

**Dennis Frandsen**

Owner/CEO of Frandsen Corporation, Forest Lake, Minn. A native of Luck, Wis., Frandsen resides in Rush City, Minn.

**R. Wynn Kearney, Jr.**

Kearney is senior surgeon of the Orthopaedic & Fracture Clinic, Mankato, Minn., and resides in his hometown of Mankato.

**Fred Lutz**

Lutz, a retired soft drink bottler, resides in North Mankato.

**John E. Moore**

President of Moore G.P. LLC. A native of Edina, Minn., Moore resides in Minneapolis, Minn.

**Thomas E. Moore**

Senior Vice President Investments at UBS Financial Services Inc. Moore resides in Edina, Minn.

**Teri E. Popp**

Community volunteer and an attorney residing in Orono, Minn.

**William J. (Bill) Popp**

Owner/President of Popp.com, Inc., Golden Valley, Minn. A native of Minneapolis, Popp resides in Orono, Minn.

**Joyce Sexton**

President Sexton Family Foundation. Sexton resides in Incline Village, Nev.

**William Sexton**

Retired President/Owner Old Northwest Company. Sexton resides in Incline Village, Nev.





# 2012 MINNESOTA LYNX MEDIA GUIDE

2011 WNBA CHAMPIONS



## ADMINISTRATION



**ROB MOOR**  
chief executive officer


Rob Moor became chief executive officer of the Minnesota Timberwolves in 2004 following 10 years as the team's president. While re-organizing the Timberwolves and building a first-class staff, Moor was also involved in securing a WNBA franchise for Minnesota in 1998 and, in 2004, leading the effort to form Midwest Entertainment Group and manage Target Center until the spring of 2007.

Moor's strategic goals for the Timberwolves and Lynx revolve around customer service and a fan-centered attitude. 'If we provide great customer service and great entertainment we will always be successful,' Moor says.

In a career that began at MGM Studios in Culver City, California, Moor was involved in the merger with United Artists and the subsequent sale of the studio to Ted Turner. Moor worked for Turner Entertainment for two years before moving to 20th Century Fox in film distribution. While at Fox, Moor had the opportunity to join the Los Angeles Kings where he transitioned his entertainment career to sports. Moor was the executive vice president of the Los Angeles Kings when he moved to Minnesota to lead the Timberwolves.

In addition to being on the executive committee of Meet Minneapolis, Convention and Visitors Association, Moor is also active in fund-raising efforts for several non-profit organizations. Born in Geneva, Switzerland, Moor was raised in Europe and moved to the United States in 1966.

Moor currently resides in Plymouth, Minn.



**CHRIS WRIGHT**  
president

This season marks Chris Wright's 22nd year with the Timberwolves and Lynx organizations and seventh as the teams' president. Wright is responsible for the day-to-day operations of the teams.

He leads a senior management group that is responsible for setting the strategic direction of the business operations of the franchise. By developing a culture where everyone understands their role and supports each other, Wright and his senior management team are integrating the business and basketball operations to meet the strategic and financial goals of the team.

As president, Wright also articulates the mission of the organization, which is to surround fans with the world-class athleticism and complete entertainment of the NBA and WNBA. Whether coming to the arena, watching a game on television, purchasing a ticket online, or meeting players and staff in the community, Lynx and Timberwolves fans know that they are the sole focus of the organization's efforts. To fulfill this mission, Wright has established company-wide priority around an unwavering work ethic, valuing excellence and being active members of the community.

Wright believes that by developing a culture that emphasizes "one team," "one voice," and "one with our community," the Timberwolves and Lynx will have the ability to achieve great things. He believes in hiring a staff that is genuinely optimistic and passionate about the franchise, a staff that is professional, yet strives for fun with Timberwolves and Lynx fans and clients.

A native of England, Wright came to the United States in 1978. Prior to joining the Timberwolves and Lynx, he spent three years working for the state of Minnesota, first as a consultant working on bids for major national and international events, including the programming of the \$17.4 million National Sports Center in Blaine, Minn. Prior to that, Wright also served as general manager for two Major Indoor Soccer League Teams, the Pittsburgh Spirit (1981-86) and the Minnesota Strikers (1986-87).

Wright, who graduated from Carnegie College of Physical Education in Headingley Leeds, Yorkshire, England, is very involved in and consults with many local charities and youth sports programs. He was elected to and serves on the board of the Minneapolis Downtown Council and the Minneapolis Regional Chamber of Commerce.

He resides in Eden Prairie, Minn., with his wife, Walla, and daughter, Christy. Wright also has two sons Ned and Jeff, and daughter-in-law Amy.



# 2012 MINNESOTA LYNX MEDIA GUIDE

2011 WNBA CHAMPIONS



## ADMINISTRATION



**ROGER GRIFFITH**  
executive vice president

Roger Griffith joined the Timberwolves organization in 1994 as Executive Vice President and CFO. In this role, he is responsible for all accounting, box office, budgeting, finance and personnel operations for the organization.

In 1999, he added the duties of chief operating officer of the WNBA's Minnesota Lynx to his responsibilities, and transitioned to executive vice president of the Lynx prior to the 2009 WNBA season.

Prior to coming to the Timberwolves and Lynx, Griffith gained a variety of experience in public and private industry. He previously worked for Taymark, a Taylor Corporation company, as division manager of the ad specialty direct mail division. He also worked for Northwest Airlines as the director of internal audit and spent time with a public accounting firm.

A native of Shakopee, Minn., Griffith graduated magna cum laude from Augsburg College in 1984 with a degree in business administration with a concentration in accounting. In 1988, he earned his MBA in general management from the University of Minnesota.

Griffith resides in Eagan, Minn., with his wife, Jean, and daughters, Emma and Abby.



**CONRAD SMITH**  
chief operating officer

Conrad Smith was named Lynx Chief Operating Officer on November 19, 2008. Smith previously held the position of Vice President of New Business Development with the Minnesota Timberwolves and Lynx.

In his first three years in his new role, the Lynx increased the team's total and average attendance each year, developed new corporate sponsorships and implemented several community initiatives, including Breast Health Awareness, Read To Achieve and Lynx Fit.

Smith oversees Lynx ticket sales, corporate sponsorships, marketing, advertising, public relations and other business segments. Additionally, he serves as a community ambassador, helps drive marketing and communications needs for the organization, and operates as the team liaison to the league on marketing and business matters.

Smith has 25 years of professional sports experience, including the last 14 with the Timberwolves and Lynx organization. During that time, Smith was Vice President of Corporate Sales and Services and most recently served as Vice President of Business Development, working with premier sponsors such as Verizon, Best Buy, Pepsi and Target.

A graduate of Emerson College in Boston, Smith first came to the Twin Cities in 1983. Before joining the Timberwolves, he spent four years as the Director of Corporate Sales for the Minnesota Twins. Prior to that, Smith held a similar position with the National Hockey League's Minnesota North Stars.

Smith resides in Eagan, Minn., with his wife, Carla and their daughter Christine. Smith also has a son, Brent, and daughter, Tara.





# 2012 MINNESOTA LYNX MEDIA GUIDE

2011 WNBA CHAMPIONS



## ADMINISTRATION



### CHERYL REEVE

head coach



Cheryl Reeve begins her third season as Lynx head coach in 2012 after guiding the team to a 27-7 record - becoming just the sixth team in WNBA history with 27+ wins - and the first WNBA title in franchise history last season. Since being named head coach on Dec. 8, 2009, Reeve owns a 40-28 regular season record, including 7-1 in the postseason.

Reeve's coaching resume includes 22 years as both an assistant and a head coach at the collegiate and WNBA levels. In 2009, Reeve served as an assistant coach with the WNBA's Detroit Shock, and was promoted to the team's general manager position just three games into the season. Hired by three-time WNBA champion head coach Bill Laimbeer, Reeve joined the Shock coaching staff in 2006 and helped the franchise reach the WNBA Finals in each of her first three years, winning WNBA titles in 2006 and 2008. During her four years with Detroit, the team held an 87-49 win/loss record and won at least 18 games each season, including 24 in 2007. Reeve also served as the Shock's director of player personnel in 2008.

Reeve got her start in the WNBA with the Charlotte Sting in 2001 when she joined Anne Donovan's staff as an assistant coach. After posting an 8-24 record in 2000, Charlotte turned things around in Reeve's first year, going 18-14 en route to advancing to the WNBA Finals. Reeve spent the 2002 season again in Charlotte before joining Dan Hughes' coaching staff in Cleveland for the 2003 season. Reeve returned to the Sting in 2004 and 2005 before joining Detroit in 2006. In Reeve's nine years as an assistant in the WNBA, she's compiled a .543 winning percentage (163-137 W/L), including seven postseason appearances and advancing to the WNBA Finals four times.

Before joining the WNBA coaching ranks, Reeve spent 12 years coaching collegiately, including a five-year stint as head coach at Indiana State from 1995-2000. Reeve guided the Sycamores to the program's first postseason berth in 20 years following the 1998-99 campaign.

Reeve also spent five years as an assistant coach at George Washington. During that time, the Colonials posted five 20-win seasons, captured three Atlantic 10 Conference Championships and appeared in four NCAA Tournaments. Reeve got her start in coaching at her alma mater, La Salle, as an assistant coach for two seasons.

As a player at La Salle, Reeve led the nationally-ranked Explorers to a 25-5 record in 1987-1988. She was named All-Metro Atlantic Conference and was an All-Big 5 selection as a senior. Reeve holds the school record for most games started (110) and ranks fourth on La Salle's career assist leader board (420).

Reeve excelled athletically and academically at La Salle, graduating with a degree in computer science/management information systems. A Rhodes Scholar nominee, Reeve received both a MAAC Scholar-Athlete Post Graduate Award and a NCAA Post-Graduate Scholarship in 1988. She went on to earn her master's degree in business administration from her alma mater while also serving two years as an assistant coach for the Explorers.

### WNBA COACHING CAREER

SEASON	TEAM	POSITION
2001	Charlotte Sting	Assistant Coach
2002	Charlotte Sting	Assistant Coach
2003	Cleveland Rockers	Assistant Coach
2004	Charlotte Sting	Assistant Coach
2005	Charlotte Sting	Assistant Coach
2006	Detroit Shock	Assistant Coach
2007	Detroit Shock	Assistant Coach
2008	Detroit Shock	Assistant Coach/Director of Player Personnel
2009	Detroit Shock	Assistant Coach/General Manager
2010	Minnesota Lynx	Head Coach
2011	Minnesota Lynx	Head Coach



# 2012 MINNESOTA LYNX MEDIA GUIDE

2011 WNBA CHAMPIONS



## ADMINISTRATION



**JIM PETERSEN**  
assistant coach

The 2012 season is Jim Petersen's fourth as Lynx assistant coach. In 2009, Petersen was hired by then-head coach Don Zierden as assistant coach, and remained on the bench when Jen Gillom took over the reigns prior to the start of the season. Cheryl Reeve retained Petersen on her staff when she began her responsibilities as the Lynx head coach prior to the 2010 season.

With the Lynx, Petersen is responsible for the team's scouting efforts, talent evaluation, and player development with a focus on the post players.

In addition to his coaching duties with the Lynx, Petersen has spent the past 14 seasons with the Minnesota Timberwolves broadcast staff.

Petersen spent his eight-year NBA career (1984-92) with the Houston Rockets, Sacramento Kings and Golden State Warriors. Petersen finished with career averages of 6.9 ppg and 4.8 rpg in 491 games, 208 starts.

A native of Minneapolis, Petersen won the Minnesota Mr. Basketball award as a high school senior in 1980, as well as being the first player from the state of Minnesota to be named to the McDonald's All-American team. Prior to his NBA playing and broadcasting careers, Petersen played four seasons for the University of Minnesota Golden Gophers, winning the Big Ten Championship in 1982.

After leaving the NBA, Petersen worked for the NBA Players Association in their player programs division, facilitating seminars in NBA locker rooms on topics such as AIDS awareness, substance abuse and career/financial planning for life after basketball.

Petersen currently resides in Wayzata along with his wife, Tika, and son, Sanjay, who will be attending Northwestern University on a basketball scholarship this season.



**SHELLEY PATTERSON**  
assistant coach

The 2012 season will be Patterson's second year as an Assistant Coach and third year with the Minnesota Lynx.

With the Lynx, Patterson provides support with practice and game preparation, as well as advanced scouting and opponent scouting. She is also involved in individual player development and collegiate player evaluation.

Prior to coming to the Lynx, Patterson, a 22-year coaching veteran in both the professional and collegiate ranks, spent the previous three years in Seattle under Anne Donovan (2007) and Brian Agler (2008-2009). Prior to that, Patterson spent parts of eight seasons working as an assistant coach with five WNBA organizations, including being a part of the Los Angeles Sparks playoff run during the 2005 season.

Patterson began her career in Houston where she served as Director of Basketball Operations and won a WNBA Championship with the Comets during the 1999 WNBA season. She then spent four years (2000-2003) working as an assistant coach with the Indiana Fever before joining the coaching staff of the Phoenix Mercury in 2004.

In addition to her work in the WNBA, Patterson served as head coach for the National Women's Basketball League's Chicago Blaze in 2005 and worked as an assistant coach with the Philadelphia Rage of the ABL during the 1998-99 season.

Patterson began her coaching career in 1989 as a recruiting coordinator at Indiana State University and has held positions at Ohio University, the University of Arizona, Wake Forest and Dayton.

As a player, Patterson spent her college career at Washington State University where she still ranks among the school's all-time leaders in assists and steals.



**PAIGE JACKSON**  
basketball operations and video coordinator

The 2012 season is Paige Jackson's first with the Minnesota Lynx.

As the Basketball Operations and Video Coordinator, Jackson is responsible for all of the day-to-day operations of the basketball operations department, including organizing the team's travel arrangements, scheduling team practices both at home and on the road as well as handling all uniform and equipment related matters with the players.

Originally from Carson City, Mich., Jackson graduated from Central Michigan University with a Sports Management degree. She got her professional start in basketball as a student manager for the Central Michigan University Women's Basketball team.

From there, Jackson accepted an internship as Video Coordinator with the Detroit Shock during their 2008 championship season. The next season, she returned to the Shock as the Team Manager and Video Coordinator. Jackson spent the last two seasons as the Video Coordinator for the Washington Mystics.






# 2012 MINNESOTA LYNX MEDIA GUIDE

2011 WNBA CHAMPIONS



## MEDICAL STAFF



**SHELDON BURNS**  
vice president of team  
medical services

Dr. Sheldon Burns returns for his 14th season as Medical Director for the Minnesota Lynx, and his fifth as Vice President, Team Medical Services. Burns was elevated to the Vice President title on January 17, 2007. A doctor at Edina Family Physicians, Burns is a Board Certified Specialist in Family Practice, Emergency Medicine and Sports Medicine.

His duties with the Lynx include serving as team physician, coordinating medical care and assisting in other club medical matters. Burns also serves as the vice president of team medical services for the Timberwolves. For his work with numerous NBA teams, Burns was named the National Basketball Trainers Association 2005 NBA Physician of the Year. He has served as team physician for a total of 11 United States Olympic or World Championship teams, most recently for the gold-medal-winning U.S. men's and women's basketball teams at the 2008 Summer Olympics in Beijing. Additionally, he has served as tournament physician for the Minnesota State High School League.

Burns is a Clinical Professor at the University of Minnesota Medical School and is active in teaching sports medicine at the Minneapolis Sports Medicine Center. He was a deputy medical commissioner of the International Olympic Committee and has worked in eight Olympic Games.

A native of Grand Meadow, Minn., and raised in Nisswa, Minn., Burns received his undergraduate degree from Hamline University and earned his medical degree in 1974 from the University of Minnesota Medical School.

Burns and his wife, Linda, reside in Minneapolis and have two children, Alicen and Evan.



**CHUCK BARTA**  
head athletic trainer

Chuck Barta returns for his sixth season as Head Athletic Trainer for the Minnesota Lynx. Barta brings more than two decades of experience as an athletic trainer to the Lynx staff, including 18 seasons with the Minnesota Vikings.

After earning his athletic training degree from the University of Wisconsin-LaCrosse in 1988, Barta worked two years as the Institute for Athletic Medicine's athletic trainer in Eden Prairie, Minn. He volunteered as the Minnesota Junior Olympics' athletic trainer and was interim athletic trainer for the University of Minnesota football in the spring of 1989.

Four seasons as a student athletic trainer during Vikings training camps prepared Barta to become the team's fulltime assistant athletic trainer in 1988. In 1996 Barta was honored as the Vikings were named the NFL Athletic Training Staff of the Year. In 2004 Barta was instrumental in developing the Safety Committee for the Vikings and worked to make the organization OSHA compliant. Barta was also a member of the NFL's cardiovascular health subcommittee. In 18 NFL seasons, including seven as the team's Head Athletic Trainer, Barta revolutionized the care and treatment of one of the NFL's most successful franchises.

Barta worked with the Vikings until January 2006 when a coaching change prompted a change in training staffs. Since that time he worked with the USA Gymnastics medical team, as a Triage Coordinator at the Fairview Sports & Orthopedic clinic in Burnsville, Minn and provided athletic training coverage to local high schools through the Institute for Athletic Medicine. Barta also consults for HQ, Inc., makers of the Cortemp core body temperature monitoring system.

A native of Columbia Heights, Minn, Barta is a member of the National Athletic Trainers Association and Minnesota Athletic Trainers Association. He was vice president of the MATA from 1990-92 and served on the MATA Golf Tournament committee from 1993-02. He enjoys traveling, boating and fishing with his family as well as coaching his son and daughter's youth sports teams.

Barta, his wife Chris, son Brandon and daughter Mackenzie reside in Maple Grove.



**KEITH UZPEN**  
associate athletic trainer and head  
strength and conditioning coach

The 2012 season will be Keith Uzpen's fourth season as Associate Athletic Trainer for the Lynx. It will also be Uzpen's third as Head Strength and Conditioning Coach for the team.

Uzpen also works as Clinic Coordinator for Fairview Sports & Orthopedic-Oak Ridge. He works with two Orthopedic Surgeons.

He was a Lead Athletic Trainer for Institute for Athletic Medicine (IAM), Uzpen had been the Head Athletic Trainer at Andover High School through IAM for five years.

Uzpen received his Bachelor of Science degree in Athletic Training from Minnesota State University, Mankato, in 2005. Uzpen was a graduate assistant for Indiana University before transferring to finish his Masters degree at the University of Minnesota, Twin Cities. In 2008 he received a Masters of Education degree in Applied Kinesiology from the University of Minnesota, Twin Cities.

He is a member of the National Athletic Trainers Association, Great Lakes Athletic Training Association and Minnesota Athletic Trainers Association, as well as a part of the Public Relations Committee and Honors and Awards Committee for Minnesota Athletic Trainers Association.

Uzpen grew up in Hamden, Connecticut and Cottage Grove, Minnesota. He now lives in Richfield with his wife and two dogs.



# 2012 MINNESOTA LYNX MEDIA GUIDE

2011 WNBA CHAMPIONS



## LYNX FRONT OFFICE STAFF

## TARGET CENTER STAFF



**Amanda Collins**  
Lynx Community Relations Manager



**Al Damlo**  
Account Representative



**Erin Henning**  
Fan Relations Manager



**Carley Knox**  
Business Development Manager



**Megan Luebke**  
Marketing Manager



**Trevor Lyga**  
Account Representative



**Katie Reed**  
Sr. Account Executive



**Joe Schwei**  
Ticket Sales Manager



**Cedric Ware**  
Account Representative



**Amanda Wilcox**  
Account Representative



<b>Manager, Production</b> .....	Jerry Abell
<b>Executive Assistant/Office Manager</b> .....	Wendy Almquist
<b>Event Custodial Supervisor</b> .....	Nancy Bach
<b>Director, Ticketing</b> .....	David Balcer
<b>Group Marketing Representative</b> .....	Kelli Behr
<b>Manager, Custodial</b> .....	Scott Beine
<b>Lead Stagehand/Stage Manager</b> .....	Tom Bolstad
<b>Electrician</b> .....	Mark Christopherson
<b>Security Officer</b> .....	Davonnte Dunkins
<b>Director, Marketing</b> .....	Courtney Dveris
<b>Maintenance Tech</b> .....	Dave Dvorak
<b>Director, Human Resources</b> .....	Jane Espenson
<b>Asst. Director, Ticketing</b> .....	Sara Grunewald
<b>Manager, Guest Services</b> .....	Emily Hegmon
<b>Director, Hospitality</b> .....	Barbara Hoffman
<b>Accounting Coordinator</b> .....	Jason King
<b>Director, Security</b> .....	Aaron Liepins
<b>Group Sales Assistant</b> .....	Lynne Major
<b>VP/General Manager</b> .....	Steve Mattson
<b>Manager, Events</b> .....	Carla Jo Mehl
<b>Security Officer</b> .....	Bruce Mettner
<b>Security Officer</b> .....	Reginald Monroe
<b>Maintenance Tech</b> .....	Kevin Moore
<b>Security Officer</b> .....	Felipe Patterson
<b>Staff Accountant</b> .....	Tracy Pitts
<b>Sr. Director, Operations</b> .....	Tom Reller
<b>Director, Finance</b> .....	David Schmid
<b>Lead Ticket Seller</b> .....	Lori Schweder
<b>Security Officer</b> .....	Raheem Shabazz
<b>Manager, Conversion</b> .....	Jerry Skinaway
<b>Conversion Crew Lead</b> .....	Curvell Smith
<b>Lead Custodian</b> .....	Eric Stegmuller
<b>Lead Maintenance Tech</b> .....	Rick Stepanek
<b>Manager, Group Sales</b> .....	Karen Swan
<b>Manager, Hospitality</b> .....	Megan Tebrake
<b>Maintenance Tech</b> .....	Joel Tenner
<b>Director, Booking</b> .....	Andy Warg
<b>Manager, Security</b> .....	Marcellus Washington
<b>Security Officer</b> .....	Duane Weaver
<b>Box Office Supervisor</b> .....	Nicole Wirkler





## PROWL

Prowl is a fun-loving character that entertains and energizes the crowd during Lynx games at Target Center. With his zany antics and high-flying dunks, Prowl whips Lynx fans into a frenzy.

Prowl makes countless appearances throughout the year in all corners of Minnesota. Be it a birthday party, a classroom, retail promotions, school fundraiser, corporate events, parades, and even wedding receptions, Prowl is the perfect way to bring life to any event.

If you would like to schedule Prowl, please call the Prowl coordinator at 612.673.8370, or e-mail your questions to [prowl@lynxbasketball.com](mailto:prowl@lynxbasketball.com).

- Height** — 5'12"
- Weight** — 75 lbs.
- Vertical Leap** — 12' (with trampoline)
- Favorite Movie** — The Lynx movie
- Favorite Book** — Forest Cats of North America
- Favorite Dunk** — Two-handed Windmill!



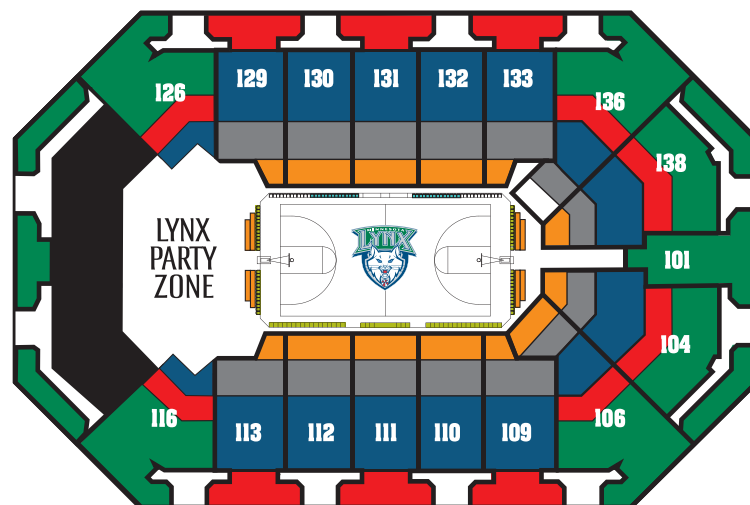


# 2012 MINNESOTA LYNX MEDIA GUIDE

2011 WNBA CHAMPIONS

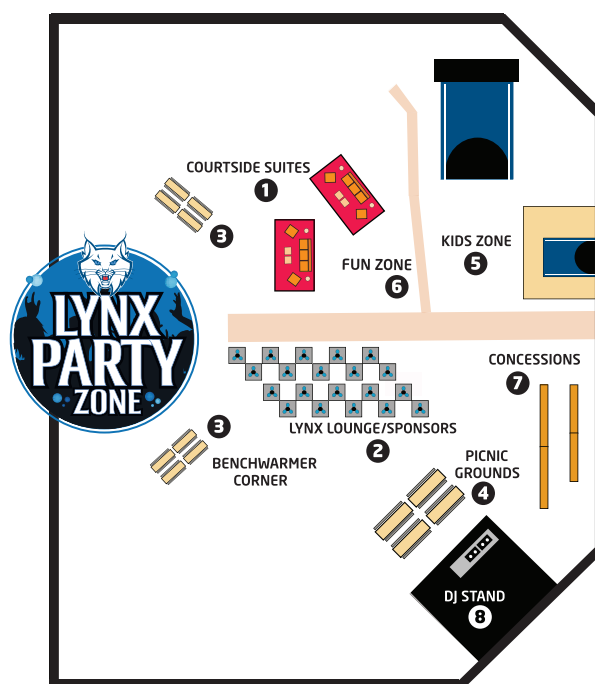


## MAP & PRICING



	Full Season PER GAME	PER GAME PACKAGE	Flex 10 Pack PER GAME	PER GAME PACKAGE	Groups* PER TICKET	Single Games PER TICKET
	\$165	\$2,805	N/A	N/A	N/A	\$185
	\$98	\$1,666	N/A	N/A	N/A	\$120
	\$47	\$799	\$49	\$490	\$50	\$65
	\$35	\$595	\$36	\$360	\$35	\$50
	\$23	\$391	\$25	\$250	\$20	\$30
	\$17	\$289	\$18	\$180	\$15	\$20
	\$9	\$153	N/A	N/A	N/A	\$10

\*10 OR MORE TICKETS



### GET CLOSE TO THE 'CORT'

Random fans will be drawn every game and will be invited to sit in a luxurious mini-suite and get close to the CORT, brought to you by CORT Furniture. **1**

### LYNX LOUNGE / SPONSORS

Sports bar atmosphere that is perfect for socializing. **2**

### BENCHWARMER CORNER

Rowdy section by visitors bench for the youth basketball team of the game.  
 → \$350 ticket package includes team picture and pregame Kids Zone access  
 → 3 courtside bleachers for groups of 15 to 50 **3**

### PICNIC GROUNDS

Open to all fans in the arena that purchase concessions in the Lynx Party Zone. **4**

### KIDS ZONE

Fun, interactive activities for kids of all ages.  
 → Sport Court  
 → Pop-A-Shot **5**

### FUN ZONE

Free games for all fans in the arena.  
 → Bean Bag Toss  
 → Plinko **6**

### CONCESSIONS

Happy hour specials for all fans in the arena. **7**

### DJ STAND

Spinning live tracks to keep the party going. **8**



# MEDIA



2012 MINNESOTA  
LYNX MEDIA GUIDE





# 2012 MINNESOTA LYNX MEDIA GUIDE

2011 WNBA CHAMPIONS



## PUBLIC RELATIONS



### ALEX KING public relations manager

Alex King is entering his first season as the Lynx Public Relations Manager. He joined the Timberwolves and Lynx organization as an intern prior to the 2008-09 NBA season. He interned with the Timberwolves for two separate seasons before acting as the Lynx Public Relations Assistant during the 2011 championship run. As Public relations Manager, King is responsible for handling all local and national media requests involving players, coaches and front office personnel.

Prior to joining the Timberwolves and Lynx, King served as a PR intern during the summer of 2008 with the Larry H. Miller Sports & Entertainment group in Salt Lake City, Utah. With the LHMSE, King assisted with the PR efforts of the Utah Jazz' Rocky Mountain Revue, the Salt Lake Bees and the Miller Motorsports Park. King has also previously acted as a game day promotions intern with the Saint Paul Saints.

Originally from Tinton Falls, N.J., King graduated from the University of Minnesota with a bachelor's degree in Sports Management and a minor in Communications. He currently resides in Roseville, Minn.



### CAROLINE BURLESON public relations associate

Caroline Burleson is entering her first season as the Lynx Public Relations Associate. In her current position, Burleson is responsible for assisting in the day-to-day efforts of the public relations department, including facilitating interviews at all practices and handling additional in-office requests.

Prior to joining the Timberwolves and Lynx organization, she served as the Public Relations Intern with the Utah Jazz for the 2010-11 season. With the Jazz, she was responsible for composing game notes, creating the 2011 NBA Draft guide and handling other daily public relations tasks. Burleson has also previously served as the Assistant Operations Coordinator at the University of Georgia men's basketball team under Mark Fox and his coaching staff.

Burleson is originally from Syracuse, N.Y. but grew up in Woodstock, Ga. She graduated from the University of Georgia in Speech Communication. She currently resides in Minneapolis.



### ALAN HORTON radio play-by-play announcer

The 2011 season is Alan Horton's fourth as the play-by-play announcer for the Minnesota Lynx. Horton will call every Lynx game this season on the team's radio home, BOB 106.

Horton also handles play-by-play duties for the Minnesota Timberwolves. Horton came to the Timberwolves and Lynx organization after spending the summer of 2007 calling WNBA games for the Seattle Storm, as well as serving as the executive producer for the Seattle SuperSonics radio networks.

A native of Massachusetts, Horton spent 10 years in Southern California as a sports broadcaster on both radio and television. In addition to his time with the Storm, his play-by-play experience includes the San Diego Padres, San Diego State University football, men's and women's basketball and baseball, as well as high school football.

Horton lives in Minneapolis with his wife, Amy, and their children, Andre and Alessandra.



### JOHN FOCKE executive producer and studio host

John Focke joined the Minnesota Lynx Radio Network as producer and studio host before the start of the 2008 season. Focke also is the producer and studio host for all Timberwolves games.

Prior to joining the Lynx, Focke was the voice of Northern Michigan University Hockey as well as the host of the University's football and basketball pregame, half-time and post game shows, in addition to providing color commentary for the games. A native of St. Paul, Focke graduated from Ohio University in 2002 before starting his career as a sports director at KATE Radio in Albert Lea, MN where he called play by play for the local high school and covered the Wolves, Twins, Vikings, Wild and Gophers.

Focke also spent a year with the Minnesota Wild as a part time producer with their Radio Network.



### MARNEY GELLNER television play-by-play announcer

For the second consecutive season, Marney Gellner will serve as the television play-by-play announcer during Fox Sports North's six telecasts in 2011.

Gellner joined FOX Sports North in October 2002 as the pregame show host and courtside reporter for the network's Minnesota Timberwolves telecasts. Gellner is also a sideline reporter and pregame/postgame host for Minnesota Twins and Minnesota Wild broadcasts, as well as Golden Gopher men's hockey telecasts.

Gellner was born and raised in North Dakota, and graduated from the University of Mary in Bismarck, ND where she played volleyball and softball.

Gellner lives in Carver, Minn. with her husband, Matt and their son, Grady (born in March 2008) and daughter, Finley (born in March 2010).



### LEA B. OLSEN television color analyst

Olsen begins her third year as the Lynx television color analyst for Fox Sports North. Olsen previously served as the Wolves sideline reporter on KSTC broadcasts. Olsen also spent seasons working on ESPN's WNBA broadcasts. In addition, Olsen is the television analyst for the Minnesota State Girls High School Basketball Tournament and the host for the Minnesota Boys High School Basketball Tournament.

A former basketball player and a tri-captain for the Golden Gophers, Olsen received the Patty Berg Award for Academics as well as the FastBreak Award and Coaches Award for her effort both on and off the court. She graduated with a B.A. in journalism and mass communications from the University of Minnesota in 1990.

A native Minnesotan, Olsen attended Minneapolis South High School and played one year of basketball earning all-city and all-conference honors while leading the team in rebounding. Olsen currently resides in southwest Minneapolis with her husband Elliot and their children, Jada and Will.





# 2012 MINNESOTA LYNX MEDIA GUIDE

2011 WNBA CHAMPIONS



## MEDIA INFORMATION

### CREDENTIALS

Press seating at Lynx home games at Target Center is available to accredited media at tables located courtside, in the court-level auxiliary media section. Single-game credentials must be requested no later than noon the day before the game (Friday at 5:00 p.m. for Sunday and Monday games). Requests should be made via e-mail (king@lynxbasketball.com) or phone (612-673-1632) to Lynx Public Relations Manager Alex King. Fax requests will also be accepted at (612) 673-8407. Credentials are good for admittance to Target Center, the arena floor, the locker rooms, the media work room and the media dining room. Those requesting single-game credentials will be seated on a first-come, first-served basis. Those holding Lynx or WNBA season credentials may enter the building through the Target Center Media Entrance located at the corner of Sixth St. and Second Ave. Single-game credentials may also be picked up at the Media Entrance. **ALL MEDIA WILL BE REQUIRED TO PRESENT A PHOTO IDENTIFICATION PRIOR TO RECEIVING THEIR CREDENTIALS. ALL BAGS ARE SUBJECT TO INSPECTION PRIOR TO RECEIVING A CREDENTIAL.** Media members holding season passes should notify the public relations department if planning to cover a game in order to reserve seating. A media credential cannot be used to sit in spectator seating areas.

### DINING ROOM

Accredited media is offered a \$10 concession stand voucher, redeemable at any of Target Center's concession stands. Dining room usage will be limited to members of the media with valid Lynx or WNBA media passes. It is impossible to accommodate family members, friends, guests or others. **ANY ABUSE OF DINING ROOM PRIVILEGES WILL CAUSE FORFEITURE OF YOUR MEDIA PASS.**

### SERVICES

Complete statistics, along with pregame media notes, lineup information regarding injuries and other pertinent facts, will be furnished by the Lynx public relations department. Play-by-play sheets, halftime and final box scores and postgame coach/player quotes will be delivered to working media areas. There are sufficient electrical outlets available, and telephones are located at various points along press row and in the media work room. Preference for telephone use will be given to writers and broadcasters filing stories on deadline. The Lynx also provide one fax machine, which is available for complimentary use by working media.

### PHOTOGRAPHERS

Only those photographers on assignment will be allowed space on the floor, and their media credentials must be worn prominently at all times. Credentials are good for admittance to Target Center, the arena floor, media work room and media dining room. Photographers are only allowed within the designated photographers area at each end of the court, unless permission is granted through the Lynx public relations department to shoot in other areas of the arena. Spaces will be reserved for local dailies and wire service photographers. Other spaces are available on a first-come, first-served basis. Positions may be switched or rotated upon agreement of all parties involved. Professional courtesy should apply in all cases. **ALL BAGS ARE SUBJECT TO INSPECTION PRIOR TO RECEIVING A CREDENTIAL.**

### LOCKER ROOM

Both the Lynx and visitors locker rooms will be opened 90 minutes before game time and will remain open until 30 minutes before the contest begins. For example, locker rooms will be open from 5:30 p.m. - 6:00 p.m. for a 7:00 p.m. game. Both locker rooms will re-open 10 minutes after the game. **CELL PHONE USE INSIDE WNBA LOCKER ROOMS IS PROHIBITED.**

### COURTESY

Your cooperation is requested in maintaining a working atmosphere in the media room, at courtside and in the locker room areas. During postgame interviews, preference for obtaining players and coaches will be given to game broadcast crews conducting live postgame shows, newspapers writing on deadline and television stations conducting live reports.

## 2012 WNBA KEY DATES

<b>April 13-20</b>	Local Team Tryouts
<b>April 29</b>	Training Camp Begins
<b>May 5</b>	Preseason Games Begin
<b>May 16</b>	Last Possible Date for Preseason Games
<b>May 17</b>	Final Roster Cut-Down Date (4:00 p.m. EDT)
<b>May 18</b>	Regular Season Begins
<b>July 14 - August 15</b>	Olympic Break
<b>July 27 - August 12</b>	2012 Olympic Games (London, UK)
<b>August 16</b>	Second Half Schedule Begins
<b>August 30</b>	Trade Deadline (8:00 p.m. EDT)
<b>September 23</b>	Regular Season Ends
<b>September 27</b>	Playoffs Begin
<b>October 24</b>	Last Possible Finals Date



# 2012 MINNESOTA LYNX MEDIA GUIDE

2011 WNBA CHAMPIONS



## WNBA TEAM PR CONTACTS

### EASTERN CONFERENCE

#### ATLANTA DREAM

PR Contact: Sprague Paynter  
Email: sprague.paynter@atlantadream.net  
678-510-7396 (office); 404-561-0421 (cell)

Additional PR Contact: Tonya Alleyne  
Email: tonya.alleyne@atlantadream.net  
678-510-7397 (office); 404-693-5181 (cell)

#### CHICAGO SKY

PR Contact: Will Steinberg  
Email: wsteinberg@chicagosky.net  
312-994-5984 (office); 847-840-4867 (cell)

Additional PR Contact: Michelle Henstock  
Email: mhenstock@chicagosky.net  
312-994-5981 (office); 606-776-1122 (cell)

#### CONNECTICUT SUN

PR Contact: Bill Tavares  
Email: btavares@connecticutsun.com  
860-862-4073 (office); 860-961-0240 (cell)

Additional PR Contact: Jen Hildebrand  
Email: jhildebrand@connecticutsun.com  
860-862-4087 (office); 860-961-2245 (cell)

#### INDIANA FEVER

PR Contact: Kevin Messenger  
Email: kmessenger@pacers.com  
317-917-2844 (office); 317-370-3437 (cell)

Additional PR Contact: Tim Edwards  
Email: tedwards@pacers.com  
317-917-2853 (office); 317-253-3446 (home)

#### NEW YORK LIBERTY

PR Contact: Stacey Escudero  
Email: stacey.escudero@thegarden.com  
212-465-5902 (office); 917-572-2534 (cell)

#### WASHINGTON MYSTICS

PR Contact: Ketsia Colimon  
Email: Kcolimon@monumentalsports.com  
202-527-7535 (office); 571-235-6305 (cell)

### WESTERN CONFERENCE

#### LOS ANGELES SPARKS

PR Contact: Ben Alkaly  
Email: balkaly@la-sparks.com  
213-929-1313 (office); 213-929-1325 (office fax);  
310-430-8134 (cell)

#### MINNESOTA LYNX

PR Contact: Alex King  
Email: king@lynxbasketball.com  
612-673-1632 (office); 612-597-5405 (cell)

#### PHOENIX MERCURY

PR Contact: Bret Burchard  
Email: bburchard@phoenixmercury.com  
602-514-8305 (office); 602-904-3751 (cell)

Additional PR Contact: Lesley Factor  
Email: lfactor@phoenixmercury.com  
602-514-8370 (office); 480-225-5335 (cell)

#### SAN ANTONIO SILVER STARS

PR Contact: Lindsey Campbell  
Email: lcampbell@attcenter.com  
210-444-5738 (office); 210-998-9000 (cell)

Additional PR Contact: Stacey Mitch  
Email: smitch@attcenter.com  
210-444-5604 (office); 210-259-6996 (cell)

#### SEATTLE STORM

PR Contact: Carrie Krueger  
Email: ckrueger@stormbasketball.com

#### TULSA SHOCK

PR Contact: Pardeep Toor  
Email: PToor@tulsashock.net  
918-949-9726 (office); 312-576-1120 (cell)





# 2012 MINNESOTA LYNX MEDIA GUIDE

2011 WNBA CHAMPIONS



## 2012 MINNESOTA LYNX TRAVEL PARTY

### COACHING STAFF



**CHERYL REEVE**  
head coach




**JIM PETERSEN**  
assistant coach



**SHELLEY PATTERSON**  
assistant coach

### TRAINING STAFF



**CHUCK BARTA**  
head athletic trainer



**KEITH UZPAN**  
associate athletic trainer

### PLAYERS



CENTER

**JESSICA ADAIR**



GUARD/FORWARD

**SEIMONE AUGUSTUS**



FORWARD

**REBEKKAH BRUNSON**



FORWARD

**AMBER HARRIS**



FORWARD/CENTER

**TAJ McWILLIAMS-FRANKLIN**



FORWARD

**MAYA MOORE**



FORWARD

**DEVEREAUX PETERS**



GUARD

**ERIN THORN**



GUARD

**LINDSAY WHALEN**



GUARD

**CANDICE WIGGINS**



GUARD/FORWARD

**MONICA WRIGHT**

### MEDIA



**ALAN HORTON**  
play-by-play announcer



**JOHN FOCKE**  
executive producer and studio host

### PUBLIC RELATIONS



**ALEX KING**  
lynx PR manager



# 2011 SEASON



2012 MINNESOTA  
LYNX MEDIA GUIDE





# 2012 MINNESOTA LYNX MEDIA GUIDE

2011 WNBA CHAMPIONS



## 2011 ROSTER

## SEASON STATS



No.	Player	Pos	Ht	Wt	Birthdate	College	Yrs
1	Jessica Adair	C	6-4	206	12/19/1986	George Washington	1
33	Seimone Augustus	F/G	6-0	168	04/30/1984	LSU	5
32	Rebekkah Brunson	F	6-3	177	12/11/1981	Georgetown	7
6	Amber Harris	F	6-5	215	01/16/1988	Xavier	R
14	Alexis Hornbuckle	G	5-11	155	10/16/1985	Tennessee	3
24	Charde Houston	F	6-0	186	04/10/1986	Connecticut	3
8	Taj McWilliams-Franklin	F/C	6-2	195	08/20/1970	St. Edward's	13
23	Maya Moore	F	6-0	175	06/11/1989	Connecticut	R
13	Lindsay Whalen	G	5-9	169	05/09/1982	Minnesota	7
11	Candice Wiggins	G	5-11	152	02/14/1987	Stanford	3
22	Monica Wright	G/F	5-10	178	07/15/1988	Virginia	1

**Head Coach:** Cheryl Reeve (LaSalle)  
**Assistant Coaches:** Jim Petersen (Minnesota), Shelley Patterson (Washington State)  
**Trainers:** Chuck Barta (Wisconsin-La Crosse), Kieth Uzpen (Minnesota State-Mankato)

### 2011 Starting Lineups

Game #s	Forward	Forward	Center	Guard	Guard	Record
1-8, 10-34	Moore	Brunson	McWilliams	Whalen	Augustus	26-7
9	Moore	Brunson	Adair	Whalen	Augustus	1-0

### 2011 REGULAR SEASON PLAYER STATISTICS

PLAYER	FIELD GOALS			3-POINT FG			FREE THROWS			REBOUNDS				OTHER				PTS	AVG				
	G	GS	MIN	FG	FGA	PCT	FG	FGA	PCT	FT	FTA	PCT	OFF	DEF	TOT	AST	PF			DQ	STL	TO	BLK
Augustus	34	34	997	231	458	.504	25	60	.417	64	74	.865	19	101	120	75	41	0	30	45	15	551	16.2
Whalen	34	34	956	179	350	.511	17	42	.405	89	122	.730	30	89	119	199	64	0	37	75	5	464	13.6
Moore	34	34	951	164	374	.439	58	157	.369	63	80	.788	57	100	157	90	92	1	48	50	16	449	13.2
Brunson	34	34	938	137	268	.511	0	0	---	74	111	.667	96	205	301	40	72	0	28	51	18	348	10.2
McWilliams-F	34	33	966	116	261	.444	2	9	.222	47	61	.770	74	131	205	81	81	1	35	53	24	281	8.3
Wiggins	34	0	582	68	176	.386	49	124	.395	15	24	.625	6	57	63	50	59	0	18	30	7	200	5.9
Wright	29	0	393	53	140	.379	7	27	.259	36	48	.750	6	41	47	31	46	0	23	28	5	149	5.1
Adair	31	1	321	50	103	.485	0	0	---	32	49	.653	43	47	90	10	51	1	8	27	18	132	4.3
Harris	27	0	278	33	83	.398	0	0	---	23	31	.742	24	36	60	11	33	0	3	13	11	89	3.3
Houston	27	0	210	31	85	.365	6	23	.261	9	12	.750	10	37	47	14	34	0	9	21	2	77	2.9
Hornbuckle	29	0	208	12	32	.375	5	17	.294	2	4	.500	6	27	33	16	30	0	10	21	3	31	1.1
<b>LYNX</b>	<b>34</b>	<b>-</b>	<b>6800</b>	<b>1074</b>	<b>2330</b>	<b>.461</b>	<b>169</b>	<b>459</b>	<b>.368</b>	<b>454</b>	<b>616</b>	<b>.737</b>	<b>371</b>	<b>871</b>	<b>1242</b>	<b>617</b>	<b>603</b>	<b>3</b>	<b>249</b>	<b>439</b>	<b>124</b>	<b>2771</b>	<b>81.5</b>
<b>OPPONENTS</b>	<b>34</b>	<b>-</b>	<b>6800</b>	<b>896</b>	<b>2169</b>	<b>.413</b>	<b>231</b>	<b>653</b>	<b>.354</b>	<b>480</b>	<b>611</b>	<b>.786</b>	<b>268</b>	<b>757</b>	<b>1025</b>	<b>512</b>	<b>616</b>	<b>1</b>	<b>204</b>	<b>508</b>	<b>121</b>	<b>2503</b>	<b>73.6</b>

PLAYER	SINGLE-GAME HIGHS						AVERAGE PER GAME							CAREER HIGHS (C=SET, T=TIED IN 2010)							
	MIN	REB	AST	ST	TO	BLK	PTS	MIN	REB	AST	STL	TO	BLK	PTS	FG	FGA	FT	FTA	REB	AST	PTS
Augustus	37	7	6	3	5	2	26	29.3	3.5	2.2	0.88	1.3	0.44	16.2	16	28	14	15	9	10	39
Whalen	36	7	10	4	5	2	24	28.1	3.5	5.9	1.09	2.2	0.15	13.6	13	19C	13	16	12	13	33
Moore	35	12	6	5	5	2	28	28.0	4.6	2.6	1.41	1.5	0.47	13.2	9C	18C	6C	8C	12C	6C	28C
Brunson	37	16	4	3	5	2	22	27.6	8.9	1.2	0.82	1.5	0.53	10.2	13	18	10	13	19	4T	32
McWilliams-F	37	12	5	5	5	3	18	28.4	6.0	2.4	1.03	1.6	0.71	8.3	12	23	11	14	17	7	31
Wiggins	26	7	5	2	3	2	18	17.1	1.9	1.5	0.53	0.9	0.21	5.9	9	19	13	17	8	12	27
Wright	26	3	6	4	4	1	15	13.6	1.6	1.1	0.79	1.0	0.17	5.1	12	23	8	8	7	6C	32
Adair	22	13	2	2	4	4	10	10.4	2.9	0.3	0.26	0.9	0.58	4.3	5C	9C	4C	5C	13C	2C	10C
Harris	21	8	2	1	3	3	12	10.3	2.2	0.4	0.11	0.5	0.41	3.3	6C	10C	5C	8C	8C	2C	12C
Houston	17	5	2	2	2	1	9	7.8	1.7	0.5	0.33	0.8	0.07	2.9	12	23	8	9	13	5	26
Hornbuckle	20	5	2	2	2	1	7	7.2	1.1	0.6	0.34	0.7	0.10	1.1	6	12	6	10	15	7	14
<b>LYNX</b>	<b>200</b>	<b>51</b>	<b>24</b>	<b>12</b>	<b>20</b>	<b>10</b>	<b>106</b>	<b>200.0</b>	<b>36.5</b>	<b>18.1</b>	<b>7.32</b>	<b>12.9</b>	<b>3.65</b>	<b>81.5</b>	<b>42T</b>	<b>95</b>	<b>37</b>	<b>45</b>	<b>51C</b>	<b>30</b>	<b>124</b>
<b>OPPONENTS</b>	<b>200</b>	<b>41</b>	<b>30</b>	<b>11</b>	<b>27</b>	<b>8</b>	<b>112</b>	<b>200.0</b>	<b>30.1</b>	<b>15.1</b>	<b>6.00</b>	<b>14.9</b>	<b>3.56</b>	<b>73.6</b>	<b>47</b>	<b>96</b>	<b>42</b>	<b>55</b>	<b>56</b>	<b>30T</b>	<b>127</b>







# 2012 MINNESOTA LYNX MEDIA GUIDE

2011 WNBA CHAMPIONS



## SEASON SUPERLATIVES

### LYNX INDIVIDUAL HIGHS

Points	28	Maya Moore	at Phoenix (8/9/11)
Field Goals Made	11	Seimone Augustus	at Phoenix (7/20/11)
		Seimone Augustus	at Phoenix (8/9/11)
Field Goals Attempted	19	Seimone Augustus	at San Antonio (7/31/11)
		Lindsay Whalen	at San Antonio (7/31/11)
Field Goal Pct. (Min. 8 FGM)	.889 (8-9)	Lindsay Whalen	vs. Los Angeles (7/26/11)
3-Pt Field Goals Made	6	Maya Moore	vs. Connecticut (7/9/11)
		Maya Moore	at Phoenix (8/9/11)
3-Pt Field Goals Attempted	11	Maya Moore	at Los Angeles (6/3/11)
Free Throws Made	10	Lindsay Whalen	vs. Tulsa (6/7/11)
Free Throws Attempted	10	(3x) MR: Taj McWilliams-Franklin	vs. San Antonio (8/4/11)
Free Throw Pct. (Min. 8 FTM)	1.000 (10-10)	Lindsay Whalen	vs. Tulsa (6/7/11)
Total Rebounds	16	Rebekkah Brunson	vs. Phoenix (7/13/11)
Offensive Rebounds	7	Taj McWilliams-Franklin	at Atlanta (6/19/11)
		Rebekkah Brunson	vs. San Antonio (8/4/11)
Defensive Rebounds	12	Rebekkah Brunson	vs. Phoenix (7/13/11)
Assists	10	Lindsay Whalen	at Seattle (6/9/11)
		Lindsay Whalen	vs. Chicago (9/8/11)
Steals	5	Maya Moore	at Phoenix (8/9/11)
		Taj McWilliams-Franklin	vs. Washington (8/30/11)
Turnovers	5	(5x) MR: Lindsay Whalen	vs. Los Angeles (8/20/11)
Blocked Shots	4	Jessica Adair	at Chicago (8/12/11)
Minutes Played	37:28	Taj McWilliams-Franklin	at San Antonio (7/31/11)

### OPPONENT INDIVIDUAL HIGHS

Points	28	Kristi Toliver	vs. Los Angeles (7/26/11)
		Sylvia Fowles	at Chicago (8/12/11)
Field Goals Made	11	Sylvia Fowles	at Chicago (8/12/11)
Field Goals Attempted	22	Sue Bird	at Seattle (6/9/11)
Field Goal Pct. (Min. 8 FGM)	.909 (10-11)	Ebony Hoffman	vs. Los Angeles (7/26/11)
3-Pt Field Goals Made	6	Leilani Mitchell	vs. New York (9/2/11)
3-Pt Field Goals Attempted	10	(3x) MR: Diana Taurasi	vs. Phoenix (7/13/11)
Free Throws Made	12	Diana Taurasi	at Phoenix (7/20/11)
Free Throws Attempted	14	Diana Taurasi	at Phoenix (7/20/11)
Free Throw Pct. (Min. 8 FTM)	1.000 (9-9)	Swin Cash	at Seattle (6/24/11)
Total Rebounds	18	Tina Charles	at Connecticut (8/16/11)
Offensive Rebounds	7	Erika de Souza	at Atlanta (6/19/11)
Defensive Rebounds	13	Tina Charles	at Connecticut (8/16/11)
Assists	9	Becky Hammon	vs. San Antonio (8/26/11)
Steals	4	Angel McCoughtry	vs. Atlanta (6/17/11)
Turnovers	7	(3x) MR: Becky Hammon	at San Antonio (7/31/11)
Blocked Shots	4	(3x) MR: Diana Taurasi	at Phoenix (9/11/11)
Minutes Played	38:00	Sylvia Fowles	at Chicago (8/12/11)

### LYNX HIGHS

Points, Game	106	at Phoenix (7/20/11)
Points, 1st Half	54	at Tulsa (6/30/11)
Points, 2nd Half	57	vs. Atlanta (6/17/11)
Points, 1st Qtr	31	at New York (9/4/11)
Points, 2nd Qtr	32	vs. Los Angeles (8/20/11)
Points, 3rd Qtr	32	at Phoenix (7/20/11)
Points, 4th Qtr	29	(2x) MR: vs. Phoenix (7/13/11)
Field Goals Made	42	vs. Phoenix (7/13/11)
Field Goals Att	86	vs. Phoenix (7/13/11)
Field Goal Pct	.571	(36-63) at Washington (8/18/11)
3-Pt Field Goals Made	12	at Phoenix (8/9/11)
3-Pt Field Goals Att	20	(4x) MR: vs. Los Angeles (8/20/11)
3-Pt Field Goal Pct	.700	(7-10) at Phoenix (9/11/11)
Free Throws Made	23	(2x) MR: at Tulsa (6/30/11)
Free Throws Att	32	vs. Phoenix (8/2/11)
Free Throw Pct	1.000	(10-10) at San Antonio (8/28/11)
Total Rebounds	51	at Atlanta (6/19/11)
Offensive Rebounds	20	vs. Los Angeles (8/20/11)
Defensive Rebounds	38	at San Antonio (8/28/11)
Assists	24	(3x) MR: at New York (9/4/11)
Steals	12	(3x) MR: vs. Los Angeles (7/26/11)
Turnovers	20	at Tulsa (6/30/11)
Blocked Shots	10	at New York (9/4/11)
Personal Fouls	29	at Phoenix (7/20/11)

### OPPONENT HIGHS

Points, Game	112	vs. Phoenix (7/13/11)
Points, 1st Half	57	at Connecticut (8/16/11)
Points, 2nd Half	64	vs. Phoenix (7/13/11)
Points, 1st Qtr	29	at Connecticut (8/16/11)
Points, 2nd Qtr	28	at Connecticut (8/16/11)
Points, 3rd Qtr	25	vs. Phoenix (7/13/11)
Points, 4th Qtr	39	vs. Phoenix (7/13/11)
Field Goals Made	39	vs. Phoenix (7/13/11)
Field Goals Att	78	at Connecticut (7/9/11)
Field Goal Pct	.534	(39-73) vs. Phoenix (7/13/11)
3-Pt Field Goals Made	15	at Phoenix (9/11/11)
3-Pt Field Goals Att	29	at Phoenix (9/11/11)
3-Pt Field Goal Pct	.519	(14-27) at Phoenix (7/13/11)
Free Throws Made	24	at Phoenix (7/20/11)
Free Throws Att	34	at Phoenix (7/20/11)
Free Throw Pct	1.000	(9-9) vs. Seattle (7/16/11)
Total Rebounds	41	at Los Angeles (6/3/11)
Offensive Rebounds	16	at Atlanta (6/19/11)
Defensive Rebounds	34	vs. San Antonio (8/4/11)
Assists	30	vs. Phoenix (7/13/11)
Steals	11	(2x) MR: vs. Seattle (7/29/11)
Turnovers	27	at Tulsa (6/30/11)
Blocked Shots	8	vs. Chicago (9/8/11)
Personal Fouls	27	at Tulsa (6/30/11)

### LYNX LOWS

Points, Game	55	at Seattle (6/24/11)
Points, 1st Half	17	vs. San Antonio (8/4/11)
Points, 2nd Half	29	vs. New York (9/2/11)
Points, 1st Qtr	8	at Seattle (6/24/11)
Points, 2nd Qtr	7	vs. San Antonio (8/4/11)
Points, 3rd Qtr	11	vs. Chicago (9/8/11)
Points, 4th Qtr	10	at Seattle (6/24/11)
Field Goals Made	19	vs. San Antonio (8/4/11)
Field Goals Att	56	at Seattle (6/9/11)
Field Goal Pct	.275	(19-69) vs. San Antonio (8/4/11)
3-Pt Field Goals Made	1	(3x) MR: vs. Los Angeles (7/26/11)
3-Pt Field Goals Att	5	(2x) MR: at Tulsa (8/23/11)
3-Pt Field Goal Pct	.091	(1-11) at Seattle (6/24/11)
Free Throws Made	5	at San Antonio (7/31/11)
Free Throws Att	10	(3x) MR: at San Antonio (8/28/11)
Free Throw Pct	.455	(5-11) at San Antonio (7/31/11)
Total Rebounds	27	at Tulsa (8/23/11)
Offensive Rebounds	5	at Seattle (6/9/11)
Defensive Rebounds	16	(2x) MR: at Los Angeles (8/7/11)
Assists	9	at Seattle (6/24/11)
Steals	2	at New York (9/4/11)
Turnovers	8	at Tulsa (8/23/11)
Blocked Shots	0	vs. Washington (8/30/11)
Personal Fouls	11	(3x) MR: vs. New York (9/2/11)

### OPPONENT LOWS

Points, Game	54	vs. Tulsa (8/14/11)
Points, 1st Half	23	vs. San Antonio (8/4/11)
Points, 2nd Half	21	at San Antonio (8/28/11)
Points, 1st Qtr	8	(2x) MR: at Seattle (6/9/11)
Points, 2nd Qtr	8	vs. San Antonio (8/4/11)
Points, 3rd Qtr	5	at New York (9/4/11)
Points, 4th Qtr	10	vs. Tulsa (8/14/11)
Field Goals Made	17	vs. Tulsa (8/14/11)
Field Goals Att	50	vs. Tulsa (8/14/11)
Field Goal Pct	.300	(21-70) at Atlanta (6/19/11)
3-Pt Field Goals Made	2	(3x) MR: vs. San Antonio (8/4/11)
3-Pt Field Goals Att	10	(2x) MR: at Chicago (8/12/11)
3-Pt Field Goal Pct	.111	(2-18) at Atlanta (6/19/11)
Free Throws Made	6	(3x) MR: vs. Los Angeles (8/20/11)
Free Throws Att	7	vs. Connecticut (7/9/11)
Free Throw Pct	.625	(20-32) at Atlanta (6/19/11)
Total Rebounds	22	at Phoenix (9/11/11)
Offensive Rebounds	3	at Phoenix (9/11/11)
Defensive Rebounds	15	at Phoenix (9/11/11)
Assists	8	vs. Tulsa (8/14/11)
Steals	1	at Tulsa (8/23/11)
Turnovers	7	at Phoenix (9/11/11)
Blocked Shots	0	(2x) MR: vs. Washington (8/30/11)
Personal Fouls	10	vs. Connecticut (7/9/11)



# 2012 MINNESOTA LYNX MEDIA GUIDE

2011 WNBA CHAMPIONS



## SEASON SUMMARY

### JUNE (6-3, 6-3)

After barely missing out on the playoffs in 2010, Minnesota spent the offseason fine tuning a roster which had closed out the 2010 season 13-21. Six-time WNBA All-Star and 12-year veteran Taj McWilliams-Franklin was added through free agency, while Minnesota's two lottery picks in the WNBA Draft yielded college stars Maya Moore (#1 overall) and Amber Harris (#4). The Lynx began their season at STAPLES Center in Los Angeles, facing Candace Parker and the Sparks. Despite 21 points from rookie Maya Moore, Los Angeles outscored Minnesota 45-31 in the second half en route to dropping the Lynx in the season opener, 82-74. Moore's 21-point night was just the fifth time a rookie had debuted with a 20-point performance. Rebekkah Brunson, fresh off of leading the team with 12 double-doubles in 2010, posted her first of the season with a 10-point, 12-rebound performance. The Lynx returned home after the loss for a brief two-game homestand, first finishing a home-and-home with the Sparks before facing the Tulsa Shock. Led by a balanced team effort with six different Lynx players in double figures, Minnesota avenged its season-opening loss to Los Angeles with a decisive 86-69 victory. Seimone Augustus led all scorers with 17 points, while Rebekkah Brunson posted her second consecutive double-double of the season with 10 points and 15 rebounds. Facing Tulsa two days later, the Lynx opened the game on a 17-3 run and never looked back, cruising to a 75-65 victory. Minnesota was led by Rebekkah Brunson's 17 points and 15 rebounds, her third straight double-double to start the season. Next up for the Lynx was a trip to Seattle to face the defending champion Seattle Storm. The Lynx burst out of the gate against the Storm, scoring a franchise-record 22 consecutive points to start the game. Minnesota held on from there to post an 81-74 victory. The win ended Seattle's 22-game home winning streak, and the Lynx' 10-game losing streak at KeyArena. Rebekkah Brunson posted her fourth straight double-double with a 22-point, 14-rebound effort. Lindsay Whalen also registered her first double-double of the season with 13 points and 10 assists. After a week off, the Lynx began a home-and-home with last season's Eastern Conference champions, the Atlanta Dream. In the first half of their home-and-home at Target Center, the Lynx used a 13-0 third-quarter run to propel them to a 96-85 victory over the Dream. Rebekkah Brunson posted yet another double-double (18 points, 14 rebounds), her fifth consecutive and 17th of her Lynx career, matching Nicky Anosike's franchise record. Minnesota continued its hot play two days later in Atlanta, holding the Dream to just 30% shooting from the floor en route to extending its win streak to five with a 77-64 win. Rebekkah Brunson (10 points, 10 rebounds) matched a WNBA record with her sixth straight double-double to start the season, which also gave her sole possession of the franchise record for double-doubles (18). The Lynx saw their five-game win streak snapped in Seattle five days later, dropping a 65-55 decision. The Lynx fell to 5-3 just two days later with a home loss to Indiana. The Lynx finished off the month on a strong note in Tulsa on June 30, taking a 101-71 victory thanks to Lindsay Whalen's 21 points and Candice Wiggins' 18 off the bench. For her play during the month, Rebekkah Brunson was named the Western Conference Player of the Month, the first time a Lynx player had earned the honor.

### JULY (7-1, 13-4)

Coming off one of their most successful opening months in franchise history, the Lynx looked to keep their momentum with a hot July. After a week off to begin the month, the Lynx defeated the Connecticut Sun 90-67 on July 9 behind a then-season-high 26 points from Maya Moore, including six three-pointers. Four days later in their annual Camp Day, the Lynx faced off against rival Phoenix Mercury for the first time, dropping a back-and-forth battle, 112-105. Diana Taurasi led all scorers with 27 points, while DeWanna Bonner finished with 24 off the bench. Seimone Augustus led all Lynx players with 22, while Rebekkah Brunson began her noteworthy week with her eighth double-double of the season (16 points, 16 rebounds). The next day, the league announced that Maya Moore was named one of the starting forwards on the Western Conference All-Star team, becoming the first Lynx player to be voted in as a starter. On the heels of the good news, the Lynx took a trip to Con-seco Fieldhouse in Indiana to finish off their season series with the Eastern Conference-leading Indiana Fever. Rebekkah Brunson led the Lynx with 20 points on 10-of-15 shooting, including scoring eight points during a crucial fourth quarter, as the Lynx downed the Fever 80-70. The next night the Lynx faced the Seattle Storm at Target Center in their only back-to-back of the season. After a tight first quarter, the Lynx outscored the Storm 24-2 during a 12-minute span bridging the second and third quarters, eventually finishing with a 69-62 win. During the game, Lindsay Whalen surpassed the 1,000-rebound mark, becoming just the sixth player in WNBA history to record 2,500 points, 1,000 rebounds and 1,000 assists over a career. Rebekkah Brunson scored 16 points and grabbed six rebounds to finish the week averaging 17.3 points and 10.0 rebounds on 61.1% shooting, good enough to earn her Western Conference Player of the Week honors for the second time in 2011. Minnesota continued its strong play four days later with an afternoon matinee in Phoenix, topping the Mercury 106-98. Seimone Augustus scored a game-high 25 points on 11-of-15 shooting. With a field goal in the beginning of the fourth quarter, Augustus surpassed Katie Smith's franchise record for career field goals made (1,127). The performance earned Augustus Western Conference Player of the Week honors, the fifth such honor of her career and first of the season. After the game, Augustus, Rebekkah Brunson, Maya Moore and Lindsay Whalen headed to San Antonio for the 2011 WNBA All-Star Game. Brunson was announced a starter for the West, replacing the injured Lauren Jackson. The four players appeared on the court together at the start of the fourth quarter. Despite a 20-point, 9-rebound performance from Brunson, the West dropped the game 117-113. Riding a three-game winning streak, the Lynx returned home after the All-Star break to face the Los Angeles Sparks on July 26. Led by 22 points from Seimone Augustus, the Lynx outscored the Sparks 28-16 during the game's opening quarter en route to an 85-72 victory. Minnesota continued its hot play three days later, blitzing the Seattle Storm with separate 19-2 and 9-2 runs to build a 32-point lead in the fourth quarter, finishing the game with a 92-67 win. The win marked Minnesota's first season series victory over Seattle since 2003 and its fifth consecutive victory. The Lynx finished off their hot month with a win in San Antonio two days later, coming back from a 12-point halftime deficit. Lindsay Whalen's jumper with 1.5 seconds remaining lifted the Lynx to the 70-69 victory. The win finished off Minnesota's first winning July since 2004 (8-3) and matched the single-season franchise record for longest win streak (six). After the month, the WNBA honored Seimone Augustus for her hot play during July, naming her the Western Conference Player of the Month, the first such honor of her career. Augustus joined Rebekkah Brunson, who had earned the honor for the month of June.

### AUGUST (11-2, 24-6)

After finishing July on a six-game winning streak, the Lynx began August looking to build on their 13-4 record, tops in the Western Conference. First for Minnesota was a matchup with Phoenix, who had handed the Lynx their last setback back on July 13. After giving up 210 points to Mercury in their first two meetings, the Lynx held Phoenix to just 39.7% shooting, and thanks to 22 points from Maya Moore and 21 from Seimone Augustus, defeated the Mercury 90-73. Two days later against San Antonio, Minnesota edged the Silver Stars 62-60 thanks to a Taj McWilliams-Franklin jumper with just 1.3 seconds remaining. The game-winner was Minnesota's second consecutive last-second basket against the Silver Stars, and its fifth buzzer beater in franchise history. The win extended Minnesota's franchise-record winning streak to eight games. Three days later, the Lynx began their longest road trip of the season, a three-game trip that took them through Los Angeles, Phoenix and Chicago. Behind a combined 61 points from Seimone Augustus, Rebekkah Brunson and Lindsay Whalen, Minnesota edged Los Angeles 84-78, snapping a six-game losing streak at STAPLES Center and setting a new franchise record for consecutive road wins (five). For her efforts during the week, Seimone Augustus was named the Western Conference Player of the Week for games played between August 1-8, her second such honor of the season. Unfortunately, Minnesota's nine-game winning streak would end two days later against the Mercury in Phoenix. In the loss, both Lindsay Whalen and Seimone Augustus surpassed the 3,000 point mark, becoming the first pair of teammates to surpass the milestone in the same game in WNBA history. Augustus reached the milestone in just 151 games, matching Diana Taurasi as the fastest player in WNBA history to score 3,000 points. Also, Maya Moore scored a season-high 28 points, 18 of which came from beyond the arc. She went 6-of-6 from the three-point line, tying the WNBA record for most three-point field goals made without a miss. The Lynx got back on the right track three days later against Chicago, setting a new franchise record for road wins in a season (eight) with a 79-76 victory. After being blanked by the Mercury, Minnesota's bench carried the load against the Sky, scoring 30 points and holding Chicago's reserves to just 11. Minnesota returned home two days later to face the Tulsa Shock. After beating the Shock by 30 in their last meeting, the Lynx held Tulsa to just 54 points en route to an 82-54 victory. The 28-point win was the fourth-largest margin of victory in Lynx history and matched the team's franchise record for wins in a season (18). Tulsa's 54 points were the lowest total from a Lynx opponent since holding Indiana to just 45 points on July 19, 2005, and just the fourth time the Lynx had held an opponent to less than 60 points since the league's move to four quarters and a 24-second clock in 2006. Minnesota had a letdown in their next outing, two days later in Connecticut. The Sun used a 21-7 run to close out the first quarter en route to a 108-79 victory, Minnesota's seventh consecutive loss at Mohegan Sun Arena in Connecticut. Tina Charles scored 16 points and grabbed 18 rebounds, her 16th double-double of the season, to lift the Sun over the Lynx. The Lynx got back to their winning ways two days later in Washington, defeating the Mystics 81-62 for their franchise-record 19th win of the season. Minnesota shot 57.1% from the field during the victory, tying the second-best shooting night in franchise history. Minnesota's starting five shot an impressive 64.4% during the win. On the verge of clinching a playoff spot for the third time in franchise history, the Lynx returned home to face the Los Angeles Sparks. Thanks in large part to a 37-point effort from the bench, Minnesota topped Los Angeles 87-68 to clinch its first playoff berth since the 2004 season. Three days later, Minnesota finished off a season series sweep of the Tulsa Shock with a 78-72 victory. Taj McWilliams-Franklin matched a season-high with 18 points, one of six Lynx players with seven or more points. The Lynx started a home-and-home series with the San Antonio Silver Stars three days later, beginning with a matchup at Target Center for Maya Moore Bobblehead Night. Behind 18 points from Moore, including four three-pointers, the Lynx defeated San Antonio 85-75, lowering its "magic number" for the #1 seed in the Western Conference to one game. It wasn't long until the Lynx clinched home court throughout the Western Conference playoffs, as a 72-61 victory two days later in San Antonio finished off the season series sweep of the Silver Stars and extended Minnesota's winning streak to five games. The next day, the WNBA announced that Seimone Augustus was yet again the Western Conference Player of the Week, her second such award of the month and third of the season. Wrapping up the month the next night, the Lynx won their 24th game of the season with a 73-56 victory over Washington behind a 21-point effort from Lindsay Whalen. Whalen, who averaged 14.2 points and 5.8 assists during the month, was named the Western Conference Player of the Month for August by the WNBA two days later, while Maya Moore was named the WNBA's Rookie of the Month for the second consecutive month. Minnesota's 11 wins during the month marked a franchise record.

### SEPTEMBER (3-1, 27-7)

After locking up the top seed in the Western Conference in August, Minnesota entered September with a "magic number" of one to clinch the best seed in the WNBA. They clinched that spot in their first game of September, despite losing for just the third time in their last 20 games. An Indiana loss to Connecticut guaranteed the Lynx homecourt advantage throughout the playoffs. In the loss, Lailani Mitchell scored a career-high 24 points for New York, snapping Minnesota's six-game winning streak. Two days later, the Lynx returned the favor to the Liberty, thanks to a game-high 19 points from rookie Maya Moore. In their final home game of the season, Lindsay Whalen became the first player in WNBA history to score 20 points, dish out 10 assists and record zero turnovers, leading the Lynx to a 78-69 victory over the Chicago Sky. The game was the second 20-point/10-assist game in franchise history, as well as the second of Whalen's career. The win gave Minnesota 14 home wins this season, marking a new franchise record. In their finale three days later, the Lynx finished the season on a high note, defeating Phoenix 96-90 behind a season-high 42 points from the bench. Jessica Adair posted the first double-double of her career, a 10-point and career-high 13-rebound performance, as the Lynx finished the season with a franchise-record 13 road wins. Minnesota finished the season with 27 wins, becoming the sixth team in WNBA history to record 27 or more wins in a season.



# 2011 PLAYOFFS



2012 MINNESOTA  
LYNX MEDIA GUIDE





# 2012 MINNESOTA LYNX MEDIA GUIDE

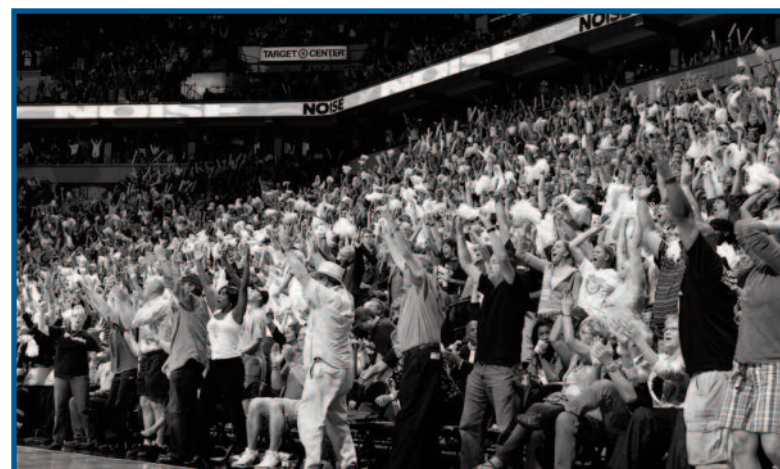
2011 WNBA CHAMPIONS



## PLAYOFF RECAP

### PLAYER POSTSEASON STATISTICS

PLAYER	G	GS	MIN	Field Goals			3-Point FG			Free Throws			Rebounds				PF	DQ	STL	TO	BLK	PTS	AVG
				FG	FGA	PCT	FG	FGA	PCT	FT	FTA	PCT	OFF	DEF	TOT	AST							
Augustus	8	8	264	69	131	.527	7	16	.438	31	35	.886	4	32	36	30	12	0	7	13	5	176	22.0
Moore	8	8	223	38	83	.458	14	35	.400	20	29	.690	19	28	47	18	26	1	8	15	5	110	13.8
Whalen	8	8	256	38	82	.463	2	7	.286	18	22	.818	8	21	29	30	23	0	12	20	4	96	12.0
Brunson	8	8	245	35	74	.473	0	0	---	25	32	.781	27	59	86	12	20	0	7	13	5	95	11.9
McWilliams-Frank	8	8	242	30	66	.455	0	1	.000	25	30	.833	10	32	42	26	22	0	4	18	10	85	10.6
Adair	8	0	98	15	32	.469	0	0	---	16	24	.667	13	16	29	2	16	0	5	12	5	46	5.8
Wiggins	8	0	128	10	29	.345	8	23	.348	4	6	.667	1	12	13	10	12	0	2	9	1	32	4.0
Houston	2	0	12	3	8	.375	0	1	.000	0	0	---	2	2	4	1	2	0	1	0	1	6	3.0
Hornbuckle	4	0	15	3	5	.600	0	1	.000	5	5	1.000	3	2	5	5	1	0	0	1	2	11	2.8
Wright	8	0	85	9	25	.360	1	4	.250	1	3	.333	3	7	10	5	12	0	6	6	2	20	2.5
Harris	6	0	31	4	10	.400	1	11	.000	0	0	---	1	6	7	1	1	0	1	0	0	9	1.5
<b>TEAM</b>	<b>8</b>	<b>-</b>	<b>1600</b>	<b>254</b>	<b>545</b>	<b>.466</b>	<b>33</b>	<b>89</b>	<b>.371</b>	<b>145</b>	<b>186</b>	<b>.780</b>	<b>91</b>	<b>217</b>	<b>308</b>	<b>140</b>	<b>147</b>	<b>1</b>	<b>53</b>	<b>110</b>	<b>40</b>	<b>686</b>	<b>85.8</b>
<b>OPPONENTS</b>	<b>8</b>	<b>-</b>	<b>1600</b>	<b>225</b>	<b>561</b>	<b>.401</b>	<b>46</b>	<b>136</b>	<b>.338</b>	<b>109</b>	<b>145</b>	<b>.752</b>	<b>68</b>	<b>176</b>	<b>244</b>	<b>127</b>	<b>150</b>	<b>1</b>	<b>65</b>	<b>95</b>	<b>31</b>	<b>605</b>	<b>75.6</b>







# 2012 MINNESOTA LYNX MEDIA GUIDE

2011 WNBA CHAMPIONS



## WNBA FINALS VS. ATLANTA

### THIRD ROUND: Minnesota wins series, 3-0.

#### GAME 1 - OCTOBER 2 AT TARGET CENTER

	1	2	Final
Atlanta	39	35	74
Minnesota	36	52	88

Attendance - 15,258

Hi Scorer	Hi Reb
McCoughtry, 33	Bales, 9
Brunson, 26	Brunson, 11

Time - 2:03

Hi Assist
Harding, 5
Augustus, 7

#### GAME 2 - OCTOBER 5 AT TARGET CENTER

	1	2	Final
Atlanta	58	37	95
Minnesota	50	51	101

Attendance - 15,124

Hi Scorer	Hi Reb
McCoughtry, 38	de Souza, 10
Augustus, 36	Augustus, 8

Time - 2:26

Hi Assist
Harding, 7
Whalen, 4

#### GAME 3 - OCTOBER 7 AT PHILIPS ARENA

	1	2	Final
Minnesota	33	40	73
Atlanta	37	30	67

Attendance - 11,543

Hi Scorer	Hi Reb
Augustus, 16	Brunson, 9
McCoughtry, 22	de Souza, 15

Time - 2:13

Hi Assist
Augustus/McWilliams, 4
Harding, 7

### Game One at Target Center - Sunday, Oct. 2

#### Minnesota 88, Atlanta 74

Rebekkah Brunson tallied 26 points and 11 rebounds, and the Lynx withstood a 33-point barrage from Angel McCoughtry to notch an 88-74 victory in Sunday night's WNBA Finals opener at Target Center. Iziane Castro Marques and Lindsey Harding helped stake the Dream to an 18-14 lead after one quarter, and Alison Bales extended that to 29-17 with 6:22 left in the second. However, Seimone Augustus had seven points during a 9-2 rally that helped Minnesota narrow the gap to 39-36 by halftime, and Maya Moore's layup knotted the score at 42-42 early in the third period. McCoughtry scored the game's next seven points, only to see Brunson key a 9-0 counter. Lindsay Whalen opened the fourth with a three-point play, and the Lynx held Atlanta scoreless until Courtney Paris' layup at the 5:26 mark ended the game-turning 15-0 blitz. Augustus gave Minnesota its biggest lead at 77-64 with 5:09 to play and the Dream could get no closer than nine down the stretch. Augustus finished with 22 points and seven assists for the Lynx, with Whalen adding 15 points and six assists, and McWilliams-Franklin snaring 10 rebounds. Harding collected 20 points and five assists for Atlanta.

### Game Two at Target Center - Wednesday, Oct. 5

#### Minnesota 101, Atlanta 95

Seimone Augustus scored 15 of her 36 points in the fourth quarter to help the Lynx overcome a 10-point deficit and slip past Atlanta, 101-95, on Wednesday night at Target Center. Lindsey Harding capped a 13-2 uprising to give the Dream a 32-22 lead early in the second, but Minnesota pulled even when Augustus' three-point play made it 36-36 at the 6:12 mark. Angel McCoughtry's 3-pointer as time expired topped off a 24-point half and rebuilt Atlanta's lead to 58-50. Minnesota held the Dream to 25 percent shooting in the third but could only shave three points off the deficit, heading into the fourth trailing 74-69. Amber Harris' trey put the Lynx on top with 6:55 remaining, but Sancho Lyttle's three-point play punctuated a 7-0 burst that left Atlanta in front 85-81 two minutes later. However, Augustus scored 10 points in the game-deciding 16-2 run, and Jessica Adair pushed the Lynx into triple digits in the closing seconds. Augustus pulled in eight rebounds while Adair and Lindsay Whalen scored 13 points apiece for Minnesota. The Dream were led by McCoughtry's 38 points, with Harding contributing 16 points and seven assists, and Érika de Souza hauling down 10 rebounds.

### Game Three at Target Center - Friday, Oct. 7

#### Minnesota 73, Atlanta 67

Seimone Augustus tallied 16 points, Maya Moore added 15 and the Lynx held Atlanta to 35 percent shooting to complete the sweep and claim their first WNBA championship with a 73-67 victory on Oct. 7 at Philips Arena. Érika de Souza collected eight points and seven rebounds to stake the Dream to a 20-17 lead after one period, but Moore and Candice Wiggins hit back-to-back 3-pointers to spark a 10-0 Minnesota rally early in the second. However, Atlanta forced nine Lynx turnovers in the quarter and reclaimed a 37-33 lead by halftime. Moore put Minnesota ahead to stay midway through the third period and Rebekkah Brunson beat the buzzer to give the Lynx a 52-45 cushion entering the fourth. The margin grew to eight following a Moore trey with 2:10 left, but two Armintie Price steals sparked a Dream comeback, with Iziane Castro Marques cashing in from long range to pull Atlanta to within 64-63. Minnesota held on by sinking nine free throws down the stretch, including four by Taj McWilliams-Franklin. Brunson totaled 13 points and nine rebounds for the Lynx, while Atlanta was led by Angel McCoughtry's 22 points and an 11-point, 15-rebound effort from de Souza.

### PLAYER STATISTICS VS. ATLANTA (3-0)

PLAYER	G	GS	MIN	Field Goals			3-Point FG			Free Throws			Rebounds				STL	TO	BLK	PTS	AVG		
				FG	FGA	PCT	FG	FGA	PCT	FT	FTA	PCT	OFF	DEF	TOT	AST						PF	DQ
Augustus	3	3	98	28	55	.509	4	9	.444	5	5	1.000	3	11	14	8	5	0	3	6	2	65	21.7
Moore	3	3	84	15	38	.395	3	13	.231	7	11	.636	9	7	16	8	10	1	2	6	2	40	13.3
Whalen	3	3	95	16	32	.500	1	3	.333	6	7	.857	4	7	11	11	6	0	8	7	2	39	13.0
McWilliams-Franklin	3	3	87	10	19	.526	0	0	---	5	8	.625	1	13	14	6	12	0	0	8	4	25	8.3
Brunson	3	3	87	6	22	.273	0	0	---	10	14	.714	14	25	39	2	6	0	2	3	0	22	7.3
Adair	3	0	38	4	12	.333	0	0	---	2	3	.667	5	5	10	2	5	0	2	5	2	10	3.3
Wright	3	0	40	4	9	.444	1	2	.500	1	2	.500	2	3	5	2	4	0	5	3	0	1	3.3
Hornbuckle	3	0	11	2	4	.500	0	1	.000	5	5	1.000	3	2	5	2	1	0	0	1	0	9	3.0
Houston	1	0	3	1	3	.333	0	0	---	0	0	---	2	0	2	0	0	0	1	0	0	2	2.0
Harris	3	0	19	1	5	.200	0	0	---	0	0	---	0	1	1	1	1	0	0	0	0	2	0.7
Wiggins	3	0	39	1	5	.200	0	4	.000	0	0	---	0	2	2	3	6	0	1	4	0	2	0.7
<b>LYNX</b>	<b>3</b>	<b>-</b>	<b>600</b>	<b>88</b>	<b>204</b>	<b>.431</b>	<b>9</b>	<b>32</b>	<b>.281</b>	<b>41</b>	<b>55</b>	<b>.745</b>	<b>43</b>	<b>76</b>	<b>119</b>	<b>45</b>	<b>56</b>	<b>1</b>	<b>24</b>	<b>45</b>	<b>12</b>	<b>226</b>	<b>75.3</b>





# 2012 MINNESOTA LYNX MEDIA GUIDE

2011 WNBA CHAMPIONS



## CONFERENCE FINALS VS. PHOENIX

**SECOND ROUND:** Minnesota wins series, 2-0.

### GAME 1 - SEPTEMBER 22 AT TARGET CENTER

	1	2	Final
Minnesota	47	48	95
Phoenix	36	31	67

Attendance - 8,912

Hi Scorer	Hi Reb
Augustus, 21	Brunson, 13
Taurasi, 22	Bonner, 8

Time - 2:01

Hi Assist
Augustus, 7
Johnson, 4

### GAME 2 - SEPTEMBER 25 AT US AIRWAYS ARENA

	1	2	Final
Minnesota	43	60	103
Phoenix	45	41	86

Attendance - 8,617

Hi Scorer	Hi Reb
McWilliams/Moore, 21	Brunson, 9
Bonner/Taurasi, 22	Dupree, 11

Time - 1:55

Hi Assist
McWilliams-Franklin, 7
Johnson, 6

## PLAYER STATISTICS VS. PHOENIX (2-0)

PLAYER	G	GS	Field Goals			3-Point FG			Free Throws			Rebounds			AST	PF	DQ	STL	TO	BLK	PTS	AVG	
			FG	FGA	PCT	FG	FGA	PCT	FT	FIA	PCT	OFF	DEF	TOT									
Augustus	2	2	62	14	30	.467	0	3	.000	9	10	.900	0	5	5	8	1	0	3	1	1	37	18.5
Moore	2	2	59	12	21	.571	8	11	.727	4	6	.667	5	9	14	6	5	0	3	3	1	36	18.0
McWilliams-Frank	2	2	66	12	22	.545	0	0	---	11	12	.917	6	3	9	11	5	0	0	3	1	35	17.5
Brunson	2	2	57	11	18	.611	0	0	---	3	3	1.000	6	16	22	3	6	0	2	2	2	25	12.5
Whalen	2	2	61	9	19	.474	1	2	.500	3	4	.750	0	10	10	8	7	0	1	5	0	22	11.0
Wiggins	2	0	43	6	11	.545	5	10	.500	2	2	1.000	0	3	3	3	1	0	0	2	0	19	9.5
Adair	2	0	21	6	10	.600	0	0	---	2	6	.333	5	3	8	0	5	0	2	4	0	14	7.0
Houston	1	0	9	2	5	.400	0	1	.000	0	0	---	0	2	2	1	2	0	0	0	1	4	4.0
Harris	1	0	4	1	2	.500	0	0	---	0	0	---	0	3	3	0	0	0	1	0	0	2	2.0
Hornbuckle	1	0	4	1	1	1.000	0	0	---	0	0	---	0	0	0	0	0	0	0	0	0	2	2.0
Wright	2	0	14	1	5	.200	0	1	.000	0	0	---	1	2	3	0	2	0	0	2	1	2	1.0
<b>LYNX</b>	<b>2</b>	<b>-</b>	<b>400</b>	<b>75</b>	<b>144</b>	<b>.521</b>	<b>14</b>	<b>28</b>	<b>.500</b>	<b>34</b>	<b>43</b>	<b>.791</b>	<b>23</b>	<b>56</b>	<b>79</b>	<b>43</b>	<b>34</b>	<b>0</b>	<b>12</b>	<b>23</b>	<b>9</b>	<b>198</b>	<b>99.0</b>
<b>MERCURY</b>	<b>2</b>	<b>-</b>	<b>400</b>	<b>58</b>	<b>146</b>	<b>.397</b>	<b>11</b>	<b>40</b>	<b>.275</b>	<b>26</b>	<b>33</b>	<b>.788</b>	<b>20</b>	<b>43</b>	<b>63</b>	<b>30</b>	<b>38</b>	<b>0</b>	<b>12</b>	<b>25</b>	<b>7</b>	<b>153</b>	<b>76.5</b>

### Game One at Target Center - Thursday, Sept. 22

#### Minnesota 95, Phoenix 67

Seimone Augustus collected 21 points and seven assists as the Lynx opened the Western Conference Finals with a 95-67 victory over Phoenix on Thursday night at Target Center. Augustus' jumper capped a 15-3 start for Minnesota, and the lead grew to 28-11 after one quarter behind 13 points from Maya Moore. The Mercury rallied to within seven on a Marie Ferdinand-Harris 3-pointer with 2:15 to play before halftime, but Rebekkah Brunson's last-second basket rebuilt Minnesota's advantage to 47-36. Diana Taurasi scored the first five points of the third quarter and Phoenix remained with eight following Ferdinand-Harris' three-point play midway through the period. However, the Lynx closed with a 16-5 flurry, including a pair of Candice Wiggins treys, to take a 19-point lead into the fourth. The Mercury could get no closer after that, and Monica Wright's jumper pushed the lead to 30 in the closing moments. Moore finished with 15 points, Wiggins and Taj McWilliams-Franklin chipped in 14 apiece, and Brunson registered 13 points and 13 rebounds for Minnesota. Taurasi's 22 points led the Mercury, while DeWanna Bonner had 11 points, eight boards and three blocks.

### Game Two at US Airways Arena - Sunday, Sept. 25

#### Minnesota 103, Phoenix 86

Taj McWilliams-Franklin contributed 21 points and seven assists, and Maya Moore scored 16 of her 21 points in the 2nd half as the Lynx pulled away from Phoenix, 103-86, on Sunday afternoon at US Airways Center to sweep its best-of-three Western Conference Finals series. Trailing 24-20 after one quarter, the Mercury opened the second with a 9-1 burst and took their biggest lead when Diana Taurasi made it 45-39. However, a pair of Lindsay Whalen jumpers drew Minnesota within two at intermission, and the Lynx went ahead to stay at 60-59 on Rebekkah Brunson's layup with 3:33 to play in the third period. The margin grew to five entering the fourth, and Jessica Adair capped a 7-0 uprising that made it 77-67 at the 6:49 mark. Treys by Temeka Johnson and Penny Taylor helped Phoenix stay within eight, until Moore converted a four-point play with 3:48 left to ignite a run of eight unanswered points that put the game out of reach. Whalen finished with 18 points and seven rebounds, and Seimone Augustus tallied 16 points for the Lynx. Taurasi and DeWanna Bonner scored 22 points apiece for the Mercury, while Candice Dupree chipped in 18 points and 11 boards.







# 2012 MINNESOTA LYNX MEDIA GUIDE

2011 WNBA CHAMPIONS



## CONFERENCE SEMI-FINALS VS. SAN ANTONIO

### FIRST ROUND: Minnesota wins series, 2-1.

#### GAME 1 - SEPTEMBER 16 AT TARGET CENTER

	1	2	Final
San Antonio	35	30	65
Minnesota	32	34	66

Attendance - 11,891	Time - 1:50
<b>Hi Scorer</b>	<b>Hi Assist</b>
Adams/Hammon, 16	Young, 6
Whalen, 20	Brunson, 14
<b>Hi Reb</b>	Whalen, 5

#### GAME 2 - SEPTEMBER 18 AT AT&T CENTER

	1	2	Final
Minnesota	37	38	75
San Antonio	40	44	84

Attendance - 7,023	Time - 2:05
<b>Hi Scorer</b>	<b>Hi Assist</b>
Augustus, 24	Whalen, 3
Perkins, 24	Adams/Perkins, 6
<b>Hi Reb</b>	Hammon, 6

#### GAME 3 - SEPTEMBER 20 AT TARGET CENTER

	1	2	Final
San Antonio	36	31	67
Minnesota	44	41	85

Attendance - 8,734	Time - 1:57
<b>Hi Scorer</b>	<b>Hi Assist</b>
Young, 17	Hammon, 5
Augustus, 22	Brunson, 9
<b>Hi Reb</b>	3 Tied, 4

### Game One at Target Center - Friday, Sept. 16

#### Minnesota 66, San Antonio 65

Lindsay Whalen tallied 20 points, five rebounds and five assists, and came up with the game-saving steal as the Lynx held off San Antonio for a 66-65 series-opening victory on Friday night at Target Center. The Silver Stars broke on top 14-6 following Danielle Robinson's jumper with 3:32 left in the first quarter. Minnesota took its first lead of the contest when a Seimone Augustus 3-pointer made it 26-25 midway through the second, but Jia Perkins keyed a 7-0 burst that pushed San Antonio in front 35-32 at halftime. The third period ended with the Lynx on top 53-51 courtesy of a late jumper by Augustus. Maya Moore stretched the lead to five with 5:23 remaining, but Danielle Adams' three-point play knotted the score at 62-62 and Becky Hammon's fast break 3-pointer gave the Silver Stars a 65-64 lead with 1:10 to play. Augustus answered on Minnesota's next possession, and the Lynx withstood four missed free throws before Whalen deflected a San Antonio inbound pass to Maya Moore as time expired. Augustus scored 19 points and Rebekkah Brunson grabbed 14 rebounds for Minnesota, while the Silver Stars received 16 points apiece from Hammon and Adams.

### Game Two at AT&T Center - Sunday, Sept. 18

#### San Antonio 84, Minnesota 75

Jia Perkins scored 24 points and Sophia Young tallied 17 of her 23 points in the second half as San Antonio evened its best-of-three series with the Lynx by notching an 84-75 victory on Sunday afternoon at the AT&T Center. The Silver Stars never trailed, grabbing an 18-14 lead after one quarter behind Perkins' eight points. After Maya Moore tied it at 20-20 early in the second, Perkins ignited an 11-0 San Antonio surge. Lindsay Whalen and Seimone Augustus combined to score Minnesota's next 16 points and help narrow the halftime deficit to 40-37, but after Augustus' jumper began the third-quarter scoring, the Silver Stars reeled off 13 unanswered points and took their biggest lead of the contest when Young made it 57-41 at the 4:44 mark. Trailing by 14 entering the fourth period, the Lynx used a 9-2 spurt to pull within 68-59 on Taj McWilliams-Franklin's basket with 7:17 left. However, Young countered to halt the rally, and Minnesota could get no closer until the final moments. Becky Hammon netted 18 points and six assists for San Antonio. Augustus' 24 points topped the Lynx, while Moore added 16 and Whalen 15, and Rebekkah Brunson pulled down 16 rebounds.

### Game Three at Target Center - Tuesday, Sept. 20

#### Minnesota 85, San Antonio 67

Seimone Augustus totaled 22 points and eight rebounds, and the Lynx used a 17-0 second-quarter uprising to roll past San Antonio, 85-67, on Tuesday night at Target Center. Minnesota spotted the Silver Stars a 12-4 start before Taj McWilliams-Franklin and Rebekkah Brunson fueled a 10-0 response. Tully Bevilacqua's 3-pointer opened the second quarter to put San Antonio on top 22-18, but a long-range strike from Maya Moore reclaimed the lead as Minnesota held the Silver Stars scoreless for over four minutes and Augustus' steal and layup capped the barrage to make it 35-22. San Antonio closed to within 44-36 at the half but couldn't whittle the margin further in the third quarter as Augustus and Brunson teamed up to score 15 points. Consecutive baskets from Monica Wright and McWilliams-Franklin bumped the Lynx' advantage to 71-56 early in the fourth period, and the margin remained in double figures the rest of the way. McWilliams-Franklin finished with 16 points and Brunson added 15 with nine rebounds for Minnesota, which won a playoff series for the first time in franchise history. Sophia Young led the Silver Stars with 17 points and Becky Hammon added 15.

### PLAYER STATISTICS VS. SAN ANTONIO (2-1)

PLAYER	G	GS	Field Goals			3-Point FG			Free Throws			Rebounds			STL	TO	BLK	PTS	AVG				
			FG	FGA	PCT	FG	FGA	PCT	FT	FTA	PCT	OFF	DEF	TOT									
Augustus	3	3	98	28	55	.509	4	9	.444	5	5	1.000	3	11	14	8	5	0	3	6	2	65	21.7
Moore	3	3	84	15	38	.395	3	13	.231	7	11	.636	9	7	16	8	10	1	2	6	2	40	13.3
Whalen	3	3	95	16	32	.500	1	3	.333	6	7	.857	4	7	11	11	6	0	8	7	2	39	13.0
McWilliams-Franklin	3	3	87	10	19	.526	0	0	---	5	8	.625	1	13	14	6	12	0	0	8	4	25	8.3
Brunson	3	3	87	6	22	.273	0	0	---	10	14	.714	14	25	39	2	6	0	2	3	0	22	7.3
Adair	3	0	38	4	12	.333	0	0	---	2	3	.667	5	5	10	2	5	0	2	5	2	10	3.3
Wright	3	0	40	4	9	.444	1	2	.500	1	2	.500	2	3	5	2	4	0	5	3	0	1	3.3
Hornbuckle	3	0	11	2	4	.500	0	1	.000	5	5	1.000	3	2	5	2	1	0	0	1	0	9	3.0
Houston	1	0	3	1	3	.333	0	0	---	0	0	---	2	0	2	0	0	0	1	0	0	2	2.0
Harris	3	0	19	1	5	.200	0	0	---	0	0	---	0	1	1	1	1	0	0	0	0	2	0.7
Wiggins	3	0	39	1	5	.200	0	4	.000	0	0	---	0	2	2	3	6	0	1	4	0	2	0.7
<b>LYNX</b>	<b>3</b>	<b>-</b>	<b>600</b>	<b>88</b>	<b>204</b>	<b>.431</b>	<b>9</b>	<b>32</b>	<b>.281</b>	<b>41</b>	<b>55</b>	<b>.745</b>	<b>43</b>	<b>76</b>	<b>119</b>	<b>45</b>	<b>56</b>	<b>1</b>	<b>24</b>	<b>45</b>	<b>12</b>	<b>226</b>	<b>75.3</b>
<b>SILVER STARS</b>	<b>3</b>	<b>-</b>	<b>600</b>	<b>78</b>	<b>186</b>	<b>.419</b>	<b>23</b>	<b>63</b>	<b>.365</b>	<b>37</b>	<b>48</b>	<b>.771</b>	<b>18</b>	<b>66</b>	<b>84</b>	<b>55</b>	<b>46</b>	<b>0</b>	<b>27</b>	<b>41</b>	<b>13</b>	<b>216</b>	<b>72.0</b>







# 2012 MINNESOTA LYNX MEDIA GUIDE

2011 WNBA CHAMPIONS



## CHAMPIONSHIP CELEBRATION





# HISTORY



2012 MINNESOTA  
LYNX MEDIA GUIDE





# 2012 MINNESOTA LYNX MEDIA GUIDE

2011 WNBA CHAMPIONS



## TEAM ROSTER 2010



No.	Player	Pos	Ht	Wt	Birthdate	College	Yrs
1	Jessica Adair	C	6-4	210	12/19/1986	George Washington	R
21	Nicky Anosike	F/C	6-3	210	02/27/1986	Tennessee	2
33	Seimone Augustus	F/G	6-0	168	04/30/1984	LSU	4
32	Rebekkah Brunson	F	6-3	177	12/11/1981	Georgetown	6
9	Quanitra Hollingsworth	C	6-5	201	11/15/1988	Virginia Commonwealth	R
14	Alexis Hornbuckle	G	5-11	155	10/16/1985	Tennessee	2
24	Charde Houston	F	6-0	186	04/10/1986	Connecticut	2
99	Hamchetou Maiga-Ba	F	6-2	167	04/25/1978	Old Dominion	8
44	Kristen Mann	F	6-1	185	08/10/1983	UC Santa Barbara	5
13	Lindsay Whalen	G	5-9	169	05/09/1982	Minnesota	6
11	Candice Wiggins	G	5-11	152	02/14/1987	Stanford	2
22	Monica Wright	G/F	5-10	178	07/15/1988	Virginia	R

**Head Coach:** Cheryl Reeve (LaSalle)

**Assistant Coaches:** Jim Petersen (Minnesota), Shelley Patterson (Washington State)

**Trainers:** Chuck Barta (Wisconsin-La Crosse), Keith Uzpen (Minnesota State-Mankato)

### 2010 Starting Lineups

Game #s	Forward	Forward	Center	Guard	Guard	Rec
1-6	Augustus	Houston	Anosike	Miller	Wiggins	4-2
7-15, 26-30	Hodges	Houston	Anosike	Miller	Wiggins	6-8
16-24	Hodges	Houston	Anosike	Montgomery	Wiggins	2-7
25	McCants	Montanana	Hollingsworth	Miller	Wiggins	0-1
31-34	Hodges	Houston	Humphrey	Miller	Wiggins	2-2

### 2010 Day-By-Day

Date	Opp	Result	Home	Road	Total	High Scoring	High Rebounds	High Assists	Opponent Scoring	Attn.
My 15	@TUL	W 80-74	0-0	1-0	1-0	Houston-21	Anosike-9	Whalen-6	Holt-16	7,806
My 16	WAS	L 76-87	0-1	1-0	1-1	Houston-19	Tied with-4	Whalen-7	Currie-27	9,985
My 19	@SEA	L 76-79	0-1	1-1	1-2	Wright-19	Anosike-10	Maiga-Ba-4	Cash-24	6,687
My 23	TUL	L 82-94	0-2	1-1	1-3	Houston-23	Anosike/Houston-9	Maiga-Ba/Whalen-4	Pierson/Zellous-14	6,822
My 27	@CON	L 79-105	0-2	1-2	1-4	Houston/McCants-16	Anosike/McCants-7	Anosike-5	Montgomery-23	6,401
May 29	CHI	L 58-73	0-3	1-2	1-5	Houston/McCants-12	Brunson-9	Houston-3	Fowles-18	6,129
Jun 1	PHO	W 92-82	1-3	1-2	2-5	Wright-32	Brunson-15	Anosike/Whalen-5	Taurasi-21	6,854
Jun 4	@TUL	L 79-92	1-3	1-3	2-6	Brunson-23	Brunson-11	Anosike/Whalen-5	Robinson-20	4,521
Jun 6	IND	L 51-89	1-4	1-3	2-7	Wiggins-11	Brunson-12	Anosike/Wiggins-3	Catchings-27	6,444
Jun 10	@PHO	L 88-99	1-4	1-4	2-8	Wright-21	Brunson-12	Whalen-6	Taurasi-31	5,506
Jun 13	@LA	L 84-88	1-4	1-5	2-9	Houston-21	Brunson-15	Whalen-7	Milton-Jones-22	7,005
Jun 18	TUL	W 78-67	2-4	1-5	3-9	Augustus-27	Anosike-9	Whalen-12	Brown-14	6,953
Jun 19	@TUL	W 92-78	2-4	2-5	4-9	Wiggins-19	Brunson-11	Whalen-6	Robinson-14	5,013
Jun 22	@NY	W 75-68	2-4	3-5	5-9	Brunson-21	Brunson-13	Maiga-Ba/Whalen-4	Pondexter/Powell-16	7,537
Jun 26	@SA	L 66-80	2-4	3-6	5-10	Augustus-14	Brunson-9	Whalen-4	Snow-23	10,184
Jul 1	@ATL	L 58-76	2-4	3-7	5-11	Augustus-17	Brunson-8	Maiga-Ba/Whalen-2	Castro Marques-22	7,020
Jul 8	SA	W 89-66	3-4	3-7	6-11	Brunson-24	Brunson-10	Augustus/Whalen-5	Hodges-15	7,182
Jul 14	ATL	W 83-81	4-4	3-7	7-11	Augustus-22	Brunson-9	Whalen-7	McCoughtry-25	12,311
Jul 17	SEA	L 71-73	4-5	3-7	7-12	Brunson-19	Brunson-9	Whalen-6	Jackson-26	7,216
Jul 22	SA	L 72-74	4-6	3-7	7-13	Augustus-22	Brunson-14	Whalen-8	Holdscraw-17	6,126
Jul 24	PHO	L 124-127 (OT)	4-7	3-7	7-14	Augustus-36	Brunson-17	Whalen-10	Dupree-32	8,518
Jul 27	LA	L 58-71	4-8	3-7	7-15	Wright/Whalen-12	Brunson-11	Wright-4	Thompson-24	6,215
Jul 29	@PHO	L 92-110	4-8	3-8	7-16	Houston-26	Houston-13	Whalen-4	Taylor-22	7,037
Aug 1	SEA	W 72-71	5-8	3-8	8-16	Augustus-24	Brunson-8	Whalen-7	Bird-16	7,312
Aug 3	CON	W 111-103 (OT)	6-8	3-8	9-16	Whalen-27	Anosike-12	Whalen-12	Montgomery-33	5,954
Aug 7	@CHI	W 87-82 (OT)	6-8	4-8	10-16	Augustus-27	Whalen-7	Whalen-7	Perkins-16	4,992
Aug 8	NY	L 72-74	6-9	4-8	10-17	Whalen-18	Brunson-18	Wright/Whalen-3	Powell-21	9,016
Aug 10	@SA	W 73-66	6-9	5-8	11-17	Augustus-20	Brunson-12	Hornbuckle/Whalen-4	Young-19	5,142
Aug 12	LA	L 77-78	6-10	5-8	11-18	Houston-24	Brunson-14	Houston/Wright-3	Milton-Jones-21	7,867
Aug 13	@WAS	L 58-61	6-10	5-9	11-19	Wright/Whalen-13	Brunson-10	Whalen-5	Harding-15	7,752
Aug 15	SA	W 84-78	7-10	5-9	12-19	Whalen-21	Brunson/Houston-8	Whalen-12	Hammon-30	8,678
Aug 17	@SEA	L 64-68	7-10	5-10	12-20	Whalen-20	Houston-9	Whalen-5	Jackson-24	7,394
Aug 20	@LA	L 91-98	7-10	5-11	12-21	Houston-21	Brunson/Houston-7	Whalen-7	Thompson-26	13,154
Aug 22	@IND	W 83-79 (OT)	7-10	6-11	13-21	Augustus-25	Adair-8	Houston-4	Catchings-17	10,015

### 2010 Season Summary

RECORD	HOME	ROAD	OT	TEAM WINNING & LOSING STREAKS:
OVERALL 13-21	7-10	6-11	3-1	OVERALL Win 1
EASTERN 5-7	2-4	3-3	3-0	WESTERN Win 3
WESTERN 8-14	5-6	3-8	0-1	Long: Win 3
				Loss 5
				Last: Win 08/22 @ IND 83-79
				Loss 08/20 @ LA 91-98
				Loss: 08/12 vs. SA 84-78
				Loss 08/20 @ IND 83-79
				Loss 08/20 @ LA 91-98

MONTH	W/L	OFFENSE	vs. OPP	HOME ATTENDANCE
May	1-5	70+ 13-14	.500+ 5-9	17 Games
June	4-5	70+ 0-7	.500+ 7-12	129,582 Total
July	2-6	DEFENSE		7,622 Average
Aug.	6-5	70+ 9-19		12,311 High
----		< 4-2		

MARGINS	1	2	3	4	5	6	7	8	9	10	11	12	13	14	15	16	17	18	19	20	21	22	23	24	25	26	27	28	29	30+
WON BY:	1	1	1	1	1	2	2	1		1	1		1									1								
LOST BY:	1	3	3	2			1			2	1	2	1	1				2								1				1

At Start Of:	OVERALL	HOME	ROAD	FG%	OVERALL	HOME	ROAD
2nd Qtr	Ahead: 7-9	3-5	4-4	-44%	7-20	3-10	4-10
	Behind: 5-12	3-5	2-7	45-49%	4-0	3-0	1-0
	Tied: 1-0	1-0	0-0	50-54%	2-0	1-0	1-0
3rd Qtr	Ahead: 8-10	6-5	2-5	55-59%	0-1	0-0	0-1
	Behind: 4-11	1-5	3-6	+60%	1-0	0-0	1-0
	Tied: 1-0	0-0	1-0				
4th Qtr	Ahead: 9-8	5-4	4-4				
	Behind: 4-13	2-6	2-7				
	Tied: 0-0	0-0	0-0				





# 2012 MINNESOTA LYNX MEDIA GUIDE

2011 WNBA CHAMPIONS



## TEAM STATISTICS

### 2010 OFFENSIVE GAME-BY-GAME STATISTICS

Date	Opponent	W/L	G	Field Goals			3-Point FG			Free Throws			Rebounds			PTS							
				MIN	FG	FGA	PCT	FG	FGA	PCT	FT	FTA	PCT	OFF	DEF		TOT	AST	PF	STL	TO	BLK	
M15	@TUL	W	1	200	30	72	.417	5	16	.313	15	17	.882	8	31	39	12	22	14	21	6	80	
M16	WAS	L	1	200	29	70	.414	4	20	.200	14	15	.933	9	17	26	19	30	8	17	3	76	
M19	@SEA	L	1	200	27	61	.443	3	10	.300	19	21	.905	11	21	32	12	18	6	12	3	76	
M23	TUL	L	1	200	24	74	.324	7	19	.368	27	35	.771	20	25	45	12	23	8	23	9	82	
M27	@CON	L	1	200	29	72	.403	7	24	.292	14	20	.700	16	23	39	15	28	8	20	2	79	
M29	CHI	L	1	200	18	56	.321	4	14	.286	18	32	.563	16	23	39	11	22	4	19	4	58	
Jn1	PHO	W	1	200	33	73	.452	9	19	.474	17	21	.810	11	29	40	19	16	8	16	5	92	
Jn4	@TUL	L	1	200	26	68	.382	4	14	.286	23	31	.742	16	16	32	16	21	14	23	2	79	
Jn6	IND	L	1	200	12	58	.207	0	4	.000	27	34	.794	11	20	31	9	22	6	22	4	51	
Jn10	@PHO	L	1	200	29	66	.439	8	21	.381	22	26	.846	8	22	30	17	16	10	13	2	88	
Jn13	@LA	L	1	200	30	68	.441	8	20	.400	16	19	.842	10	21	31	19	26	10	15	1	84	
Jn18	TUL	W	1	200	24	76	.316	9	27	.333	21	24	.875	14	27	41	21	21	13	13	4	78	
Jn19	@TUL	W	1	200	35	69	.507	12	19	.632	10	15	.667	12	15	27	21	21	12	13	1	92	
Jn22	@NY	W	1	200	27	59	.458	5	11	.455	16	20	.800	7	19	26	16	15	12	14	2	75	
Jn26	@SA	L	1	200	25	65	.385	3	10	.300	13	21	.619	4	19	23	9	17	9	9	2	66	
Jy1	@ATL	L	1	200	20	67	.299	0	12	.000	18	25	.720	9	25	34	8	18	6	20	3	58	
Jy8	SA	W	1	200	33	62	.532	4	14	.286	19	31	.613	11	27	38	17	20	10	14	2	89	
Jy14	ATL	W	1	200	28	73	.384	2	12	.167	25	36	.694	9	29	38	18	18	10	12	2	83	
Jy17	SEA	L	1	200	24	69	.348	3	9	.333	20	30	.667	13	18	31	12	16	12	13	5	71	
Jy22	SA	L	1	200	28	73	.384	5	13	.385	11	16	.688	16	26	42	17	14	8	14	4	72	
Jy24	PHO	L	1	250	42	95	.442	10	24	.417	30	43	.698	15	25	40	25	30	7	12	5	124	
Jy27	LA	L	1	200	20	77	.260	5	21	.238	13	17	.765	14	26	40	13	11	8	9	2	58	
Jy29	@PHO	L	1	200	35	81	.432	6	17	.353	16	28	.571	13	21	34	12	20	9	13	4	92	
A1	SEA	W	1	200	27	60	.450	3	10	.300	15	20	.750	7	21	28	15	14	8	14	4	72	
A3	CON	W	1	225	39	81	.481	9	22	.409	24	31	.774	9	26	35	24	23	11	12	6	111	
A7	@CHI	W	1	225	32	74	.432	6	15	.400	17	20	.850	12	21	33	18	25	9	13	3	87	
A8	NY	L	1	200	24	73	.329	4	14	.286	20	25	.800	20	26	46	10	10	9	13	5	72	
A10	@SA	W	1	200	25	58	.431	4	8	.500	19	26	.731	8	31	39	10	15	8	15	3	73	
A12	LA	L	1	200	28	65	.431	5	16	.313	16	21	.762	12	27	39	13	22	3	11	1	77	
A13	@WAS	L	1	200	23	76	.303	2	19	.105	10	13	.769	10	24	34	9	14	10	10	7	58	
A15	SA	W	1	200	31	65	.477	3	9	.333	19	23	.826	9	26	35	22	20	10	13	1	84	
A17	@SEA	L	1	200	20	69	.290	1	12	.083	23	27	.852	13	24	37	8	20	11	12	4	64	
A20	@LA	L	1	200	37	65	.569	6	17	.353	11	12	.917	6	23	29	20	6	14	1	91		
A22	@IND	W	1	225	30	85	.353	3	14	.214	20	23	.870	15	29	44	8	34	8	9	0	83	
Season Totals				<b>34</b>	<b>6925</b>	<b>998</b>	<b>2236</b>	<b>.446</b>	<b>217</b>	<b>.638</b>	<b>340</b>	<b>378</b>	<b>737</b>	<b>784</b>	<b>297</b>	<b>891</b>	<b>1188</b>	<b>607</b>	<b>681</b>	<b>254</b>	<b>564</b>	<b>178</b>	<b>2791</b>
Season Averages					<b>203.7</b>	<b>29.4</b>	<b>65.8</b>		<b>6.4</b>	<b>18.8</b>		<b>17.0</b>	<b>21.7</b>		<b>8.7</b>	<b>26.2</b>	<b>24.9</b>	<b>17.9</b>	<b>20.0</b>	<b>7.5</b>	<b>16.6</b>	<b>5.2</b>	<b>82.1</b>

### 2010 DEFENSIVE GAME BY GAME STATISTICS

Date	Opponent	W/L	G	Field Goals			3-Point FG			Free Throws			Rebounds			PTS						
				MIN	FG	FGA	PCT	FG	FGA	PCT	FT	FTA	PCT	OFF	DEF		TOT	AST	PF	STL	TO	BLK
M15	@TUL	W	1	200	25	66	.379	5	14	.357	19	30	.633	11	26	37	16	14	22	5	74	
M16	WAS	L	1	200	30	61	.492	6	18	.333	21	29	.724	11	21	32	13	20	3	17	1	87
M19	@SEA	L	1	200	27	62	.435	7	19	.368	18	23	.783	9	19	28	18	17	7	10	6	79
M23	TUL	L	1	200	36	86	.419	4	15	.267	18	22	.818	16	24	40	24	27	15	17	12	94
M27	@CON	L	1	200	34	67	.507	9	24	.375	28	32	.875	6	24	30	15	20	13	13	3	105
M29	CHI	L	1	200	26	64	.406	6	21	.286	15	18	.833	9	19	28	18	26	7	10	9	73
Jn1	PHO	W	1	200	28	75	.373	11	21	.524	15	16	.938	11	28	39	14	18	10	15	6	82
Jn4	@TUL	L	1	200	32	64	.500	9	17	.529	19	26	.731	7	24	31	21	24	11	21	8	92
Jn6	IND	L	1	200	29	56	.518	9	16	.563	22	24	.917	3	27	30	12	33	12	16	14	89
Jn10	@PHO	L	1	200	36	69	.522	14	34	.412	13	14	.929	10	25	35	27	19	5	14	6	99
Jn13	@LA	L	1	200	29	56	.518	4	12	.333	26	36	.722	6	23	29	18	13	6	15	4	88
Jn18	TUL	W	1	200	24	56	.429	5	15	.333	14	27	.519	4	32	36	14	24	10	21	10	67
Jn19	@TUL	W	1	200	29	58	.500	4	11	.364	16	24	.667	11	19	30	14	17	5	21	3	78
Jn22	@NY	W	1	200	24	59	.407	5	16	.313	15	18	.833	8	20	28	16	18	11	16	2	68
Jn26	@SA	L	1	200	28	53	.528	6	13	.462	18	20	.900	5	32	37	17	18	5	17	5	80
Jy1	@ATL	L	1	200	30	67	.448	4	15	.267	12	17	.706	5	32	37	21	19	14	21	5	76
Jy8	SA	W	1	200	24	63	.381	5	17	.294	13	13	1.000	3	16	19	14	22	4	15	4	66
Jy14	ATL	W	1	200	31	77	.403	1	18	.056	18	22	.818	13	35	48	14	25	8	19	8	81
Jy17	SEA	L	1	200	25	59	.424	8	23	.348	15	15	1.000	6	31	37	22	26	7	23	7	73
Jy22	SA	L	1	200	27	69	.391	8	22	.364	12	15	.800	12	20	32	13	14	6	13	5	74
Jy24	PHO	L	1	250	47	85	.553	4	21	.190	29	33	.879	9	32	41	22	32	9	19	8	127
Jy27	LA	L	1	200	29	66	.439	7	20	.350	6	9	.667	6	37	43	23	14	6	14	3	71
Jy29	@PHO	L	1	200	47	79	.595	2	15	.133	14	18	.778	9	34	43	30	20	6	13	5	110
A1	SEA	W	1	200	28	62	.452	5	18	.278	10	12	.833	9	22	31	23	20	10	18	5	71
A3	CON	W	1	225	38	96	.396	5	22	.227	22	26	.846	24	27	51	18	21	2	15	3	103

Date	Opponent	W/L	G	Field Goals			3-Point FG			Free Throws			Rebounds			PTS						
				MIN	FG	FGA	PCT	FG	FGA	PCT	FT	FTA	PCT	OFF	DEF		TOT	AST	PF	STL	TO	BLK
A7	@CHI	W	1	225	26	71	.366	10	24	.417	20	24	.833	13	25	38	18	15	4	16	6	82
A8	NY	L	1	200	29	60	.483	7	20	.350	9	14	.643	6	23	29	16	16	6	16	4	74
A10	@SA	W	1	200	27	62	.435	4	22	.182	8	15	.533	4	26	30	17	19	4	14	5	66
A12	LA	L	1	200	29	67	.433	6	22	.273	14	20	.700	9	21	30	16	16	7	12	2	78
A13	@WAS	L	1	200	22	61	.361	6	16	.375	11	13	.846	9	37	46	11	17	2	23	0	61
A15	SA	W	1	200	23	57	.404	9	25	.360	23	27	.852	3	24	27	17	18	9	18	3	78
A17	@SEA																					



# 2012 MINNESOTA LYNX MEDIA GUIDE

2011 WNBA CHAMPIONS



## TEAM ROSTER 2009



No.	Player	Pos	Ht	Wt	Birthdate	College	Yrs
21	Nicky Anosike	F/C	6-3	208	02/27/1986	Tennessee	1
33	Seimone Augustus	F/G	6-0	168	04/30/1984	LSU	3
5	Roneeka Hodges	G	5-10	169	07/19/1982	Florida State	4
9	Quanitra Hollingsworth	C	6-5	201	11/15/1988	Virginia Commonwealth	R
24	Charde Houston	F	6-0	193	04/10/1986	Connecticut	1
34	Tasha Humphrey	F	6-3	200	12/29/1985	Georgia	1
8	Rashanda McCants	F	6-1	161	11/17/1986	North Carolina	R
2	Kelly Miller	G	5-9	145	09/06/1978	Georgia	8
12	Anna Montanana	F	6-1	200	10/24/1980	George Washington	R
20	Renee Montgomery	G	5-7	139	12/02/1986	Connecticut	R
11	Candice Wiggins	G	5-11	152	02/14/1987	Stanford	1

**Head Coach:** Jennifer Gillom (Mississippi)

**Assistant Coaches:** Jim Davis (Clemson), Jim Petersen (Minnesota)

**Trainers:** Chuck Barta (Wisconsin-La Crosse), Keith Uzpen (Minnesota State-Mankato)

## 2009 Starting Lineups

Game #	Forward	Forward	Center	Guard	Guard	Rec
1-6	Augustus	Houston	Anosike	Miller	Wiggins	4-2
7-15, 26-30	Hodges	Houston	Anosike	Miller	Wiggins	6-8
16-24	Hodges	Houston	Anosike	Montgomery	Wiggins	2-7
25	McCants	Montanana	Hollingsworth	Miller	Wiggins	0-1
31-34	Hodges	Houston	Humphrey	Miller	Wiggins	2-2

## 2009 Day-By-Day

Date	Opp	Result	Home	Road	Total	High Scoring	High Rebounds	High Assists	Opponent Scoring	Atten.
Jun 6	CHI	W 102-85	1-0	0-0	1-0	Augustus-23	Anosike/Houston-5	Anosike-8	Perkins-24	8,708
Jun 7	@IND	W 96-74	1-0	1-0	2-0	Houston-23	3 Tied-5	Houston-4	Griffith-17	9,234
Jun 10	LA	W 87-76	2-0	1-0	3-0	Augustus-30	Augustus-9	Anosike/Miller-5	Lennox-25	7,444
Jun 12	SEA	L 71-88	2-1	1-0	3-1	Houston-18	Anosike-7	Augustus/Montgomery-3	Jackson-22	6,423
Jun 16	@SAC	W 86-83	2-1	2-0	4-1	Augustus-30	3 Tied-5	Wiggins-6	Powell-19	7,736
Jun 17	@PHO	L 80-104	2-1	2-1	4-2	Anosike/Houston-21	Anosike-10	McCants-4	Taurasi-28	6,524
Jun 19	@SEA	L 62-90	2-1	2-2	4-3	Wiggins-12	Anosike-7	Houston/Wiggins-2	Jackson-26	7,607
Jun 23	NY	W 69-57	3-1	2-2	5-3	Wiggins-25	Hollingsworth-7	Wiggins-5	Christon-25	5,620
Jun 27	PHO	W 109-80	4-1	2-2	6-3	Hodges/Wiggins-22	Anosike-8	Miller-8	Bonner/Pindexter-19	5,911
Jun 30	@ATL	W 91-85	4-1	3-2	7-3	Wiggins-23	Anosike-12	3 Tied-4	Castro Marques-31	7,686
Jul 2	SAC	L 68-74	4-2	3-2	7-4	Hodges-15	Anosike-8	Anosike-7	Powell-21	6,920
Jul 7	WAS	W 96-94 (OT)	5-2	3-2	8-4	Anosike-24	Houston-8	Anosike/Miller-4	Harding-27	7,171
Jul 10	SA	L 61-77	5-3	3-2	8-5	Wiggins-15	Anosike-12	Hodges/Miller-2	Young-21	7,409
Jul 12	@SA	W 83-76	5-3	4-2	9-5	Houston-26	Anosike/Houston-8	Anosike/Wiggins-4	Hammon-26	6,568
Jul 15	ATL	L 77-91	5-4	4-2	9-6	Anosike-22	Houston-12	Montgomery-7	Holdsclaw-28	11,245
Jul 19	@SEA	L 69-72	5-4	4-3	9-7	3 Tied-12	Anosike-11	McCants-3	Little-18	6,912
Jul 22	@PHO	W 99-86	5-4	5-3	10-7	Anosike-21	Houston-9	Anosike-5	Pondexter-28	7,360
Jul 28	LA	L 70-76	5-5	5-3	10-8	Hodges-14	Anosike-6	Hodges-4	Thompson-30	7,216
Jul 31	@DET	L 83-91	5-5	5-4	10-9	Houston/McCants-14	3 Tied-5	3 Tied-4	Nolan-22	9,314
Aug 1	PHO	L 74-87	5-6	5-4	10-10	Hollingsworth-17	Anosike-10	Anosike-5	Taurasi-20	6,631
Aug 7	CON	W 95-88	6-6	5-4	11-10	Montgomery-24	Anosike-12	Montgomery/Wiggins-3	Gruda-21	8,134
Aug 9	SA	L 87-89	6-7	5-4	11-11	Anosike-24	Hodges/Hollingsworth-8	Wiggins-4	Hammon-22	7,764
Aug 13	IND	L 81-91	6-8	5-4	11-12	Wiggins-23	Anosike-16	Hodges-3	Hoffman-24	7,156
Aug 15	CHI	L 76-79	6-8	5-5	11-13	Hodges-25	Anosike/Hodges-8	Hodges/Wiggins-6	Thom-17	3,877
Aug 19	@LA	L 63-78	6-8	5-6	11-14	Montgomery-16	McCants-8	Montgomery-4	Leslie-28	9,181
Aug 23	@NY	L 67-80	6-8	5-8	11-16	Anosike-18	Wiggins-7	Tied with-2	Christon-24	8,481
Aug 28	SAC	W 100-95	7-8	5-8	12-16	Miller-18	Anosike-6	Anosike-5	Maiga-Ba-20	8,782
Aug 30	@WAS	L 75-81	7-8	5-9	12-17	Houston-20	Anosike-6	Wiggins-4	Langhorne-18	12,241
Sep 1	@SA	L 82-84 (2OT)	7-8	5-10	12-18	Wiggins-19	Anosike-11	Anosike-3	Hammon-29	4,881
Sep 5	SEA	W 76-68	8-8	5-10	13-18	Houston-22	Humphrey-7	Houston-4	Wright-20	8,170
Sep 9	DET	W 75-72	9-8	5-10	14-18	3 Tied-12	McCants-6	Montanana/Wiggins-3	Ford-16	7,423
Sep 11	@LA	L 61-90	9-8	5-11	14-19	Wiggins-15	Houston-8	3 Tied-3	2 Tied-19	13,764
Sep 13	@SAC	L 66-88	9-8	5-12	14-20	Houston-18	Hollingsworth-9	Montgomery-5	Powell-27	10,212

## 2009 Season Summary

OVERALL	RECORD	HOME	ROAD	OT	TEAM WINNING & LOSING STREAKS:	OVERALL	HOME	ROAD
OVERALL	14-20	9-8	5-12	1-1	Long:	Win-3	Win-3	Loss-9
EASTERN	7-7	5-2	2-5	1-0	Loss-6	Loss-6	Loss-4	Win-2
WESTERN	7-13	4-4	3-7	0-1	Last:	Win 09/09 vs. DET 75-72	Win 09/09 vs. DET 75-72	Win 07/22 @ PHO 99-86
						Loss 09/13 @ SAC 66-88	Loss: 08/13 vs. IND 81-91	Loss 09/13 @ SAC 66-88

MONTH	W/L	OFFENSE	vs. OPP	HOME ATTENDANCE
May	0-0	70+ 13-12	.500+ 8-9	17 Games
June	7-3	70- 1-8	.500< 5-11	128,127 Total
July	3-6	DEFENSE		7,537 Average
Aug.	2-8	70+ 12-20		11,245 High
----	70	< 2-0		

MARGINS	1	2	3	4	5	6	7	8	9	10	11	12	13	14	15	16	17	18	19	20	21	22	23	24	25	26	27	28	29	30+
WON BY:	1	2	1	1	1	2	1	1	1	1	1	1	1	1	1	1	1	1	1	1	1	1	1	1	1	1	1	1	1	
LOST BY:	2	2	1	3	1	1	1	1	1	1	1	1	1	1	1	1	1	1	1	1	1	1	1	1	1	1	1	1	1	

At Start Of:	OVERALL	HOME	ROAD	FG%	OVERALL	HOME	ROAD
2nd Qtr	Ahead: 11.9	6.3	5.5	-44%	4-16	3-6	1-10
	Behind: 1.12	1.5	0.7	45-49%	4-2	2-1	2-1
	Tied: 2.0	2.0	0.0	50-54%	5-2	4-1	1-1
3rd Qtr	Ahead: 11.4	6.0	5.4	55-59%	0-0	0-0	0-0
	Behind: 2.15	2.8	0.7	+60%	1-0	0-0	1-0
	Tied: 1.1	1.0	0.1				
4th Qtr	Ahead: 11.4	6.2	5.2				
	Behind: 3.16	3.6	0.10				
	Tied: 0.0	0.0	0.0				





# 2012 MINNESOTA LYNX MEDIA GUIDE

2011 WNBA CHAMPIONS



## TEAM STATISTICS

### 2009 OFFENSIVE GAME BY GAME STATISTICS

Date	Opponent	W/L	G	Field Goals			3-Point FG			Free Throws			Rebounds				PF	STL	TO	BLK	PTS	
				MIN	FG	FGA	PCT	FG	FGA	PCT	FT	FTA	PCT	OFF	DEF	TOT						AST
Jn6	CHI	W	1	200	35	66	.530	5	12	.417	27	33	.818	10	17	27	23	24	9	14	5	102
Jn7	@IND	W	1	200	36	57	.632	7	12	.583	17	19	.895	5	25	30	13	22	13	15	5	96
Jn10	LA	W	1	200	33	66	.500	9	15	.600	12	23	.522	10	22	32	16	18	12	17	7	87
Jn12	SEA	L	1	200	27	62	.435	4	15	.267	13	24	.542	5	21	26	12	15	8	15	6	71
Jn16	@SAC	W	1	200	31	73	.425	6	12	.500	18	24	.750	12	18	30	20	24	10	8	7	86
Jn17	@PHO	L	1	200	29	72	.403	6	19	.316	16	24	.667	5	24	29	9	21	6	16	7	80
Jn19	@SEA	L	1	200	17	58	.293	4	19	.211	24	30	.800	14	17	31	8	29	11	21	2	62
Jn23	NY	W	1	200	27	67	.403	10	23	.435	5	8	.625	9	21	30	14	14	12	17	2	69
Jn27	PHO	W	1	200	37	84	.440	9	24	.375	26	31	.839	12	31	43	25	26	9	8	5	109
Jn30	@ATL	W	1	200	31	70	.443	13	26	.500	16	17	.941	11	26	37	18	17	21	3	91	
Jy2	SAC	L	1	200	25	61	.410	5	25	.200	13	21	.619	7	25	32	17	23	4	16	5	68
Jy7	WAS	W	1	225	30	66	.455	5	16	.313	31	42	.738	9	21	30	13	27	7	15	5	96
Jy10	SA	L	1	200	21	61	.344	5	15	.333	14	19	.737	10	23	33	7	13	10	21	2	61
Jy12	@SA	W	1	200	30	57	.526	10	20	.500	13	13	1.000	8	23	31	15	18	6	21	5	83
Jy15	ATL	L	1	200	26	73	.356	5	24	.208	20	25	.800	12	23	35	18	18	6	13	1	77
Jy19	@SEA	L	1	200	26	49	.531	8	22	.364	9	15	.600	4	22	26	13	22	6	11	3	69
Jy22	@PHO	W	1	200	33	68	.485	12	21	.571	21	30	.700	10	22	32	18	17	9	5	99	
Jy28	LA	L	1	200	26	68	.382	5	18	.278	13	17	.765	8	22	30	13	22	12	11	3	70
Jy31	@DET	L	1	200	31	69	.449	8	20	.400	13	17	.765	11	20	31	18	23	2	10	4	83
A1	PHO	L	1	200	20	70	.286	3	22	.136	31	40	.775	16	18	34	12	18	13	20	5	74
A7	CON	W	1	200	34	67	.507	4	19	.211	23	31	.742	14	31	45	12	20	4	15	3	95
A9	SA	L	1	200	35	68	.515	4	13	.308	13	14	.929	9	27	36	16	16	4	12	5	87
A13	IND	L	1	200	29	64	.453	5	15	.333	18	23	.783	9	29	38	12	23	6	17	2	81
A15	@CHI	L	1	200	26	66	.394	12	33	.364	12	15	.800	9	23	32	22	22	12	15	5	76
A19	@LA	L	1	200	24	70	.343	8	27	.296	7	11	.636	12	22	34	14	11	6	16	2	63
A22	@CON	L	1	200	32	66	.485	9	20	.450	21	26	.808	8	20	28	23	28	9	14	4	94
A23	@NY	L	1	200	23	68	.338	3	20	.150	18	19	.947	11	16	27	11	20	14	10	3	67
A28	SAC	W	1	200	33	63	.524	16	28	.571	18	21	.857	4	18	22	24	21	6	16	1	100
A30	@WAS	L	1	200	26	62	.419	6	19	.316	17	21	.810	5	18	23	12	25	9	16	4	75
S1	@SA	L	1	250	26	80	.325	9	27	.333	21	28	.750	14	28	42	11	20	12	13	0	82
S5	SEA	W	1	200	25	53	.472	6	19	.316	20	22	.909	5	26	31	14	18	7	18	2	76
S9	DET	W	1	200	23	63	.365	9	23	.391	20	27	.741	5	22	27	10	22	8	11	4	75
S11	@LA	L	1	200	21	71	.296	2	20	.100	17	18	.944	14	21	35	13	18	8	16	0	61
S13	@SAC	L	1	200	21	79	.266	10	32	.313	14	18	.778	18	20	38	13	17	12	15	6	66
Season Totals			34	6875	949	2257	.420	242	695	.348	591	766	.772	325	762	1087	509	693	301	513	128	2731
Season Averages				202.2	27.9	66.4		7.1	20.4		17.4	22.5		9.6	22.4	32.0	15.0	20.4	8.9	15.1	3.8	80.3

### 2009 DEFENSIVE GAME BY GAME STATISTICS

Date	Opponent	W/L	G	Field Goals			3-Point FG			Free Throws			Rebounds				PF	STL	TO	BLK	PTS	
				MIN	FG	FGA	PCT	FG	FGA	PCT	FT	FTA	PCT	OFF	DEF	TOT						AST
Jn6	CHI	W	1	200	29	58	.500	8	14	.571	19	24	.792	5	15	20	16	27	6	22	5	85
Jn7	@IND	W	1	200	25	62	.403	6	22	.273	18	21	.857	10	15	25	13	21	5	18	2	74
Jn10	LA	W	1	200	31	74	.419	3	12	.250	11	17	.647	13	26	39	11	22	13	20	4	76
Jn12	SEA	L	1	200	35	62	.565	8	14	.571	10	16	.625	4	25	29	23	20	4	15	5	88
Jn16	@SAC	W	1	200	29	66	.439	5	15	.333	20	25	.800	16	31	47	17	20	5	19	6	83
Jn17	@PHO	L	1	200	37	81	.457	9	17	.529	21	25	.840	13	35	48	25	23	7	14	6	104
Jn19	@SEA	L	1	200	26	52	.500	8	14	.571	30	38	.789	9	22	31	21	27	14	15	4	90
Jn23	NY	W	1	200	20	57	.351	8	20	.400	9	14	.643	7	24	31	7	17	8	20	3	57
Jn27	PHO	W	1	200	23	67	.343	4	17	.235	30	33	.909	8	29	37	11	25	4	19	10	80
Jn30	@ATL	W	1	200	34	73	.466	2	7	.286	15	21	.714	11	23	34	11	14	10	18	4	85
Jy2	SAC	L	1	200	27	75	.360	5	16	.313	15	19	.789	15	26	41	10	23	7	15	4	74
Jy7	WAS	W	1	225	33	76	.434	3	7	.429	25	35	.714	16	25	41	9	36	8	17	2	97
Jy10	SA	L	1	200	33	65	.508	5	16	.313	6	8	.750	8	27	35	17	18	11	16	5	77
Jy12	@SA	W	1	200	28	70	.400	7	22	.318	13	15	.867	11	14	25	16	12	7	11	4	76
Jy15	ATL	L	1	200	34	64	.531	7	9	.778	16	18	.889	5	29	34	16	24	7	13	5	91
Jy19	@SEA	L	1	200	27	60	.450	4	11	.364	14	17	.824	6	18	24	16	22	8	12	2	72
Jy22	@PHO	W	1	200	29	68	.426	9	18	.500	19	20	.950	8	24	32	13	21	5	16	2	86
Jy28	LA	L	1	200	27	64	.422	6	18	.333	16	21	.762	6	28	34	19	14	4	18	3	76
Jy31	@DET	L	1	200	33	65	.508	2	8	.250	23	28	.821	6	23	29	23	17	3	8	1	91
A1	PHO	L	1	200	35	65	.538	5	17	.294	12	14	.857	9	31	40	17	36	9	28	4	87
A7	CON	W	1	200	36	76	.474	4	16	.250	12	22	.545	10	17	27	19	25	8	6	1	88
A9	SA	L	1	200	34	76	.447	13	33	.394	8	13	.615	8	21	29	21	17	6	9	2	89
A13	IND	L	1	200	32	69	.464	8	18	.444	19	24	.792	6	26	32	20	19	13	11	2	91
A15	@CHI	L	1	200	29	63	.460	3	11	.273	18	24	.750	9	27	36	22	13	5	17	4	79
A19	@LA	L	1	200	32	69	.464	6	22	.273	8	11	.727	10	26	36	26	15	6	13	7	78
A22	@CON	L	1	200	32	68	.471	5	11	.455	29	36	.806	14	21	35	20	18	7	14	6	98

Date	Opponent	W/L	G	Field Goals			3-Point FG			Free Throws			Rebounds				PF	STL	TO	BLK	PTS	
				MIN	FG	FGA	PCT	FG	FGA	PCT	FT	FTA	PCT	OFF	DEF	TOT						AST
A30	@WAS	L	1	200	28	62	.452	4	11	.364	21	28	.750	12	23	35	13	18	10	19	5	81
S1	@SA	L	1	250	32	63	.508	6	15	.400	14	20	.700	3	32	35	18	21	3	20	6	84
S5	SEA	W	1	200	27	61	.443	2	10	.200	12	17	.706	6	21	27	11	21	8	16	4	68
S9	DET	W	1	200	28	71	.394	6	12	.500	10	18	.556	14	29	43	22	23	6	18	5	72
S11	@LA	L	1	200	36	66	.545	9	20	.450	9	12	.750	8	26	34	25	13	9	11	6	90
S13	@SAC	L	1	200	37	74	.500	7	12	.583	7	10	.700	15	36	51	23	15	7	19	6	



# 2012 MINNESOTA LYNX MEDIA GUIDE

2011 WNBA CHAMPIONS



## TEAM ROSTER 2008



No.	Player	Pos	Ht	Wt	Birthdate	College	Yrs
21	Nicky Anosike	F/C	6-2	210	02/27/1986	Tennessee	R
33	Seimone Augustus	G	6-0	179	04/30/1984	LSU	2
30	Anna DeForge	G	5-10	160	04/14/1976	Nebraska	6
10	Lindsey Harding	G	5-8	139	06/12/1984	Duke	1
55	Vanessa Hayden-Johnson	C	6-4	240	06/05/1982	Florida	3
20	Charde Houston	F	5-11	190	04/10/1986	Connecticut	R
34	Navonda Moore	G	5-9	150	11/04/1984	Alabama	1
3	Nicole Ohlde	F/C	6-5	190	03/13/1982	Kansas State	4
45	Noelle Quinn	G	6-0	172	01/03/1985	UCLA	1
52	Kristen Rasmussen	F	6-4	172	11/01/1978	Michigan State	8
32	LaToya Thomas	F	6-2	175	07/06/1981	Mississippi State	5
11	Candice Wiggins	G	5-11	150	02/14/1987	Stanford	R

**Head Coach:** Don Zierden (Mount Senario)

**Assistant Coaches:** Jennifer Gillom (Mississippi), Julie Plank (Ohio State), Ed Prohofsky (Minnesota)

**Trainer:** Chuck Barta (Wisconsin-La Crosse)

**Strength Coach:** Tom Conroy

## 2008 Starting Lineups

Game #s	Forward	Forward	Center	Guard	Guard	Rec
1-14, 16-23	Ohlde	Anosike	DeForge	Quinn	Wiggins	11-11
15	Quinn	Ohlde	Anosike	DeForge	Wiggins	0-1
24-32	Augustus	Ohlde	Anosike	DeForge	Harding	4-5
33-34	Quinn	Ohlde	Anosike	DeForge	Harding	1-1

## 2008 Day-By-Day

Date	Opp	Result	Hm	Rd	Total	Hi Scoring	Hi Rebounds	Hi Assists	Opponent	Att.
May 18	DET	W 84-70	1-0	0-0	1-0	Houston-21	3 Tied - 4	Ohlde-5	K. Smith-17	9,972
May 27	@HOU	W 98-92 (OT)	1-0	1-0	2-0	Augustus-25	Augustus-9	2 Tied - 4	Thompson-20	7,261
May 29	@CHI	W 75-69	1-0	2-0	3-0	Augustus-19	Augustus-9	Wiggins-4	Fowles-16	3,014
May 31	PHO	W 94-83	2-0	2-0	4-0	Augustus-22	Houston-13	Wiggins-12	Pondexter-31	6,914
Jun 3	@ATL	W 85-81	2-0	3-0	5-0	Wiggins-22	Anosike-12	2 Tied - 4	Lennox-28	5,844
Jun 6	@CON	L 77-78	2-0	3-1	5-1	Augustus-22	Houston-9	Augustus-6	Jones-25	6,327
Jun 8	SA	W 90-78	3-0	3-1	6-1	Augustus-18	Anosike-8	2 Tied - 5	Wauters-24	5,020
Jun 10	CON	L 66-75	3-1	3-1	6-2	Wiggins-22	Anosike-9	Augustus-10	Jones-20	7,186
Jun 12	SAC	L 78-82	3-2	3-1	6-3	Augustus-21	Anosike-11	Wiggins-5	2 Tied - 18	4,875
Jun 14	@NY	L 76-77	3-2	3-2	6-4	Wiggins-26	Houston-8	Wiggins-3	2 Tied - 13	7,452
Jun 20	@DET	L 93-98 (OT)	3-2	3-3	6-5	Augustus-26	Ohlde-10	Wiggins-5	Nolan-44	8,916
Jun 21	HOU	L 65-72	3-3	3-3	6-6	Wiggins-24	Anosike-7	Wiggins-4	Thompson-18	5,865
Jun 24	NY	W 91-69	4-3	3-3	7-6	Augustus-21	2 Tied - 6	Augustus-9	Christon-20	6,280
Jun 26	SAC	W 80-76	5-3	3-3	8-6	Augustus-23	Augustus-6	Wiggins-6	Powell-20	5,722
Jun 28	@SA	L 65-73	5-3	3-4	8-7	Anosike-16	Rasmussen-11	Harding-5	Young-20	7,513
Jul 1	CHI	L 71-73	5-4	3-4	8-8	Wiggins-17	Wiggins-6	Quinn-6	Dupree-26	4,765
Jul 3	@LA	W 88-70	5-4	4-4	9-8	Augustus-29	Anosike-10	Quinn-5	Leslie-26	8,587
Jul 5	@SEA	L 71-96	5-4	4-5	9-9	Anosike-15	Anosike-5	Ohlde-5	Jackson-34	7,553
Jul 9	ATL	L 67-73	5-5	4-5	9-10	Augustus-17	Anosike-8	Quinn-8	Lennox-24	5,893
Jul 12	HOU	W 85-71	6-5	4-5	10-10	Augustus-27	Anosike-10	2 Tied - 4	Snow-14	6,495
Jul 17	@HOU	L 88-96	6-5	4-6	10-11	Wiggins-27	Anosike-6	Harding-7	Thompson-25	7,261
Jul 19	@SA	W 87-74	6-5	5-6	11-11	Augustus-30	Ohlde-7	Harding-2	Hammon-24	8,614
Jul 22	SEA	L 73-76	6-6	5-6	11-12	Houston-16	2 Tied - 6	Wiggins-6	Bird-22	12,276
Jul 24	@IND	W 84-80 (OT)	6-6	6-6	12-12	Augustus-25	Anosike-10	2 players - 3	2 players - 17	6,010
Jul 25	SA	W 78-68	7-6	6-6	13-12	Augustus-20	2 players - 8	Augustus-4	Young-21	7,247
Jul 27	LA	L 84-92 (OT)	7-7	6-6	13-13	Augustus-29	Thomas-7	Harding-8	2 players - 23	9,433
Aug 30	WAS	W 92-78	8-7	6-6	14-13	Wiggins-22	Hayden-9	Harding-5	Beard-27	6,980
Sep 1	@LA	L 58-82	8-7	6-7	14-14	Augustus-13	Anosike-7	Wiggins-4	Parker-24	9,072
Sep 3	@PHO	L 96-103	8-7	6-8	14-15	Augustus-27	Anosike-15	2 players - 3	Taurasi-32	7,722
Sep 6	@SEA	L 88-96	8-7	6-9	14-16	Augustus-26	Anosike-7	Harding-10	Bird-23	9,339
Sep 7	@SA	L 71-78	8-7	6-10	14-17	Houston-19	Anosike-10	2 players - 4	Powell-22	7,999
Sep 9	IND	W 86-76	9-7	6-10	15-17	Houston-18	2 players - 5	Quinn-6	White-21	6,706
Sep 12	PHO	L 87-96	9-8	6-10	15-18	Harding-20	Houston-9	2 players - 4	Taurasi-31	8,343
Sep 14	@WAS	W 96-70	9-8	7-10	16-18	Houston-18	Anosike-8	Quinn-7	Beard-17	10,438

## 2008 Season Summary

OVERALL	RECORD	HOME	ROAD	OT	TEAM WINNING & LOSING STREAKS:
OVERALL	16-28	9-8	7-10	2-2	OVERALL
EASTERN	8-6	4-3	4-3	1-1	Win-1
WESTERN	8-12	5-5	3-7	1-1	Loss-1
					Long: Win-5
					Loss-5
					Last: Win: 09/14 @ Was 96-70
					Loss: 09/12 vs. PHO 87-96
					Win: 09/09 vs IND 86-76
					Loss: 09/12 vs PHO 87-96
					Win: 09/14 @ WAS 96-70
					Loss: 09/7 @ SAC 71-78

MONTH	W/L	OFFENSE	vs. OPP	HOME ATTENDANCE
May	4-0	70+ 16-13	.500+ 7-12	17 Games
June	4-7	70+ 0-5	.500+ 9-6	119,972 Total
July	5-6	DEFENSE		7,057 Average
Aug.	1-0	70+ 13-18		12,276 High
Sept.	2-5	70+ 3-0		

MARGINS	1	2	3	4	5	6	7	8	9	10	11	12	13	14	15	16	17	18	19	20	21	22	23	24	25	26	27	28	29	30+
WON BY:			3	2						2	1	1	1	3				1				1				1				
LOST BY:	2	1	1	1	1	1	3	4	2															1	1					

At Start Of:	OVERALL	HOME	ROAD	FG%	OVERALL	HOME	ROAD
2nd Qtr	Ahead: 10-5	7-1	3-4	-44%	4-16	3-8	1-8
	Behind: 6-12	2-7	4-5	45-49%	8-1	4-0	4-1
	Tied: 0-1	0-0	0-1	50-54%	3-1	2-0	1-1
3rd Qtr	Ahead: 12-4	9-3	3-1	55-59%	1-0	0-0	1-0
	Behind: 3-12	0-4	3-8	+60%	0-0	0-0	0-0
	Tied: 1-2	0-1	1-1				
4th Qtr	Ahead: 14-2	9-2	5-0				
	Behind: 2-15	0-5	2-10				
	Tied: 0-1	0-1	0-0				





# 2012 MINNESOTA LYNX MEDIA GUIDE

## TEAM STATISTICS

2011 WNBA CHAMPIONS



### 2008 OFFENSIVE GAME BY GAME STATISTICS

Date	Opponent	W/L	G	Field Goals			3-Point FG			Free Throws			Rebounds				PTS						
				FG	FGA	PCT	FG	FGA	PCT	FT	FTA	PCT	OFF	DEF	TOT	AST		PF	STL	TO	BLK		
M18	DET	W	1	200	32	66	.485	3	11	.273	17	23	.739	6	20	26	20	30	12	12	4	84	
M27	@HOU	W	1	225	35	75	.467	5	12	.417	23	29	.793	14	23	37	17	21	10	12	10	98	
M29	@CHI	W	1	200	30	63	.476	5	8	.625	10	14	.714	9	30	39	16	24	6	14	6	75	
M31	PHO	W	1	200	29	66	.439	3	9	.333	33	40	.825	13	27	40	24	22	8	15	6	94	
Jn3	@ATL	W	1	200	31	64	.484	3	14	.214	20	24	.833	12	16	28	17	18	8	18	2	85	
Jn6	@CON	L	1	200	31	75	.413	2	11	.182	13	19	.684	13	22	35	17	23	11	11	3	77	
Jn8	SA	W	1	200	29	61	.475	4	16	.250	28	32	.875	8	24	32	23	24	8	11	2	90	
Jn10	CON	L	1	200	25	75	.333	3	8	.375	13	20	.650	9	26	35	18	20	8	9	8	66	
Jn12	SAC	L	1	200	27	61	.443	4	12	.333	20	27	.741	12	21	33	17	27	6	21	6	78	
Jn14	@NY	L	1	200	28	64	.438	6	14	.429	14	16	.875	6	19	25	7	14	11	11	3	76	
Jn20	@DET	L	1	225	32	77	.416	0	6	.000	29	42	.690	18	24	42	18	36	6	16	2	93	
Jn21	HOU	L	1	200	19	69	.275	3	18	.167	24	36	.667	15	17	32	11	22	7	17	4	65	
Jn24	NY	W	1	200	32	63	.508	4	9	.444	23	29	.793	8	25	33	24	24	11	13	3	91	
Jn26	SAC	W	1	200	31	69	.449	3	11	.273	15	17	.882	6	23	29	18	23	9	13	4	80	
Jn28	@SA	L	1	200	26	71	.366	3	17	.176	10	13	.769	15	28	43	10	18	8	15	3	65	
Jy1	CHI	L	1	200	26	66	.394	2	4	.500	17	25	.680	11	21	32	13	18	10	11	4	71	
Jy3	@LA	W	1	200	31	62	.500	5	14	.357	21	25	.840	9	26	35	16	20	8	15	4	88	
Jy5	@SEA	L	1	200	23	55	.418	3	5	.600	22	31	.710	7	16	23	15	23	8	13	4	71	
Jy9	ATL	L	1	200	23	63	.365	4	10	.400	17	27	.630	8	25	33	17	19	9	11	4	67	
Jy12	HOU	W	1	200	31	67	.463	10	20	.500	13	18	.722	9	24	33	22	21	11	13	3	85	
Jy17	@HOU	L	1	200	34	70	.486	7	15	.467	13	18	.722	11	17	28	18	25	6	13	4	88	
Jy19	@SA	W	1	200	31	68	.456	2	7	.286	23	27	.852	8	28	36	6	18	8	13	1	87	
Jy22	SEA	L	1	200	27	77	.351	3	9	.333	16	18	.889	12	21	33	21	18	10	12	2	73	
Jy24	@IND	W	1	225	26	61	.426	1	4	.250	31	36	.861	12	28	40	10	19	13	18	5	84	
Jy25	SA	W	1	200	29	64	.453	6	16	.375	14	18	.778	13	23	36	16	18	12	14	1	78	
Jy27	LA	L	1	225	29	70	.414	3	13	.231	23	27	.852	10	27	37	17	26	10	17	4	84	
A30	WAS	W	1	200	29	65	.446	6	16	.375	28	37	.757	11	27	38	14	29	9	12	4	92	
S1	@LA	L	1	200	23	70	.329	1	12	.083	11	15	.733	8	21	29	14	20	9	13	1	58	
S3	@PHO	L	1	200	31	84	.369	5	27	.185	29	41	.707	17	18	35	13	29	10	13	1	96	
S6	@SEA	L	1	200	36	71	.507	6	11	.545	10	16	.625	9	20	29	20	26	10	16	2	88	
S7	@SAC	L	1	200	29	65	.446	1	11	.091	12	18	.667	11	17	28	14	19	13	21	6	71	
S9	IND	W	1	200	31	60	.517	3	8	.375	21	26	.808	5	24	29	17	16	10	17	4	86	
S12	PHO	L	1	200	30	83	.361	6	20	.300	21	31	.677	11	32	43	16	20	6	10	5	87	
S14	@WAS	W	1	200	35	63	.556	8	15	.533	18	29	.621	7	32	39	21	21	8	12	6	96	
<b>Season Totals</b>				<b>34</b>	<b>6900</b>	<b>974</b>	<b>2220</b>	<b>.439</b>	<b>161</b>	<b>.486</b>	<b>.331</b>	<b>612</b>	<b>809</b>	<b>.756</b>	<b>350</b>	<b>862</b>	<b>1212</b>	<b>87</b>	<b>748</b>	<b>248</b>	<b>579</b>	<b>140</b>	<b>2721</b>
<b>Season Averages</b>					<b>202.9</b>	<b>28.6</b>	<b>65.3</b>		<b>4.7</b>	<b>14.3</b>		<b>18.0</b>	<b>23.8</b>		<b>10.3</b>	<b>25.4</b>	<b>35.6</b>	<b>17.3</b>	<b>22.0</b>	<b>7.3</b>	<b>17.0</b>	<b>4.1</b>	<b>80.0</b>

Date	Opponent	W/L	G	Field Goals			3-Point FG			Free Throws			Rebounds										
				FG	FGA	PCT	FG	FGA	PCT	FT	FTA	PCT	OFF	DEF	TOT	AST	PF	STL	TO	BLK	PTS		
A30	WAS	W	1	200	27	65	.415	4	15	.267	20	32	.625	10	28	38	11	33	5	18	1	78	
S1	@LA	L	1	200	30	64	.469	5	20	.250	17	22	.773	11	36	47	23	20	5	16	12	82	
S3	@PHO	L	1	200	35	64	.547	6	13	.462	27	31	.871	3	30	33	18	32	5	20	7	103	
S6	@SEA	L	1	200	30	57	.526	3	8	.375	33	43	.767	8	21	29	19	18	10	12	4	96	
S7	@SAC	L	1	200	29	64	.453	8	14	.571	12	12	1.000	12	26	38	18	21	12	27	2	78	
S9	IND	W	1	200	28	67	.418	4	22	.182	16	18	.889	10	22	32	21	20	10	21	4	76	
S12	PHO	L	1	200	32	78	.410	5	17	.294	27	37	.730	12	37	49	15	24	7	10	5	96	
S14	@WAS	W	1	200	26	62	.419	6	16	.375	12	21	.571	6	24	30	12	25	6	16	1	70	
<b>Season Totals</b>				<b>34</b>	<b>6900</b>	<b>974</b>	<b>2220</b>	<b>.439</b>	<b>161</b>	<b>.486</b>	<b>.331</b>	<b>612</b>	<b>809</b>	<b>.756</b>	<b>350</b>	<b>862</b>	<b>1212</b>	<b>587</b>	<b>748</b>	<b>248</b>	<b>579</b>	<b>140</b>	<b>2721</b>
<b>Season Averages</b>					<b>202.9</b>	<b>28.6</b>	<b>65.3</b>		<b>4.7</b>	<b>14.3</b>		<b>18.0</b>	<b>23.8</b>		<b>10.3</b>	<b>25.4</b>	<b>35.6</b>	<b>17.3</b>	<b>22.0</b>	<b>7.3</b>	<b>17.0</b>	<b>4.1</b>	<b>80.0</b>

### 2008 Final Statistics

PLAYER	G	GS	Field Goals			3-Point FG			Free Throws			Rebounds				PF	DQ	STL	TO	BLK	PTS	AVG	
			FG	FGA	PCT	FG	FGA	PCT	FT	FTA	PCT	OFF	DEF	TOT	AST								
Augustus	31	31	1042	233	496	.470	20	63	.317	105	118	.890	28	92	120	83	46	0	32	52	12	591	19.1
Wiggins	30	1	824	137	340	.403	37	121	.306	161	197	.817	39	58	97	90	113	5	54	57	7	472	15.7
Anosike	34	34	920	99	226	.438	0	1,000	.116	166	.699	78	153	231	45	125	2	75	42	43	314	9.2	
Houston	33	0	581	116	236	.492	0	0	---	60	81	.741	27	95	122	28	70	0	30	55	13	292	8.8
DeForge	34	34	847	106	271	.391	47	129	.364	29	38	.763	24	79	103	59	52	0	27	31	5	288	8.5
Harding	24	11	591	51	139	.367	2	25	.080	50	72	.694	9	47	56	76	56	2	27	55	4	154	6.4
Ohlde	34	34	559	73	161	.453	0	0	---	51	65	.785	44	68	112	45	88	1	10	50	22	197	5.8
Hayden	30	0	304	65	146	.445	0	0	---	27	44	.614	42	63	105	12	82	2	14	26	14	157	5.2
Quinn	32	25	533	47	118	.398	10	32	.313	12	18	.667	12	57	69	81	33	0	21	46	2	116	3.6
Moore	16	0	125	15	47	.319	3	9	.333	15	27	.556	7	8	15	5	18	0	4	3	3	48	3.0
Thomas	13	0	147	19	38	.500	5	7	.714	4	9	.44	8	17	25	3	16	0	2	15	0	47	3.6
Rasmussen	31	0	393	27	72	.375	8	23	.348	17	23	.739	32	53	85	27	48	0	12	19	6	79	2.5
Zoll	6	0	30	2	8	.250	1	3	.33	5	6	.833	1	2	3	3	2	0	1	3	0	10	1.7
Murphy	2	0	5	1	5	.200	0	0	---	0	0	---	2	0	2	0	2	0	0	0	0	2	1.0
Smith	1	0	0	0	0	---	0	0	---	0	0	---	0	0	0	0	0	0	0	0	0	0	0.0
<b>LYNX</b>	<b>34</b>	<b>-</b>	<b>6900</b>	<b>991</b>	<b>2302</b>	<b>.430</b>	<b>133</b>	<b>413</b>	<b>.322</b>	<b>652</b>	<b>864</b>	<b>.755</b>	<b>353</b>	<b>792</b>	<b>1145</b>	<b>557</b>	<b>751</b>	<b>12</b>	<b>309</b>	<b>472</b>	<b>131</b>	<b>2767</b>	<b>81.4</b>
<b>OPPONENTS</b>	<b>34</b>	<b>-</b>	<b>6900</b>	<b>974</b>	<b>220</b>	<b>.439</b>	<b>161</b>	<b>486</b>	<b>.331</b>	<b>612</b>	<b>809</b>	<b>.756</b>	<b>350</b>	<b>862</b>	<b>1212</b>	<b>587</b>	<b>748</b>	<b>8</b>	<b>248</b>	<b>579</b>	<b>140</b>	<b>2121</b>	<b>80.0</b>

### 2008 DEFENSIVE GAME BY GAME STATISTICS

Date	Opponent	W/L
------	----------	-----



# 2012 MINNESOTA LYNX MEDIA GUIDE

2011 WNBA CHAMPIONS



## TEAM ROSTER 2007



No.	Player	Pos	Ht	Wt	Birthdate	College	Yrs
25	Svetlana Abrosimova	F	6-2	169	07/09/80	Connecticut '01	6
33	Seimone Augustus	G	6-0	179	04/30/84	Louisiana State '06	1
5	Megan Duffy	G	5-7	135	07/13/84	Notre Dame '06	1
10	Lindsey Harding	G	5-8	139	06/12/84	Duke '07	R
55	Vanessa Hayden*	C	6-4	240	06/05/82	Florida '04	3
23	Amber Jacobs	G	5-8	152	06/29/82	Boston College '04	3
44	Kristen Mann	F	6-2	185	08/10/83	UC Santa Barbara '05	2
34	Navonda Moore	G	5-8	145	11/04/84	Alabama '07	R
14	Eshaya Murphy	G	5-11	164	04/15/85	Southern California '07	R
3	Nicole Ohlde	F	6-5	195	03/12/82	Kansas State '04	3
45	Noelle Quinn	G	6-0	175	01/03/85	UCLA '07	R
20	Tamika Raymond	F	6-2	195	04/12/80	Connecticut '02	5
1	Kathrin Rens	F	6-4	208	06/26/85	Boston College '07	R
42	Tiffany Stansbury	F	6-3	183	01/16/83	North Carolina State '06	1

\* - Missed entire 2007 season due to pregnancy

**Head Coach:** Don Zierden (Mount Senario)

**Assistant Coaches:** Teresa Edwards (Georgia), Carolyn Jenkins (California-Berkeley), Ed Prohovsky (Minnesota)

**Trainers:** Chuck Barta (Wisconsin-La Crosse), Kristi Meyer (Minnesota)

**Strength Coach:** Tom Conroy

## 2007 Starting Lineups

Game #s	Forward	Forward	Center	Guard	Guard	Rec
1-2, 4-5	Quinn	Mann	Ohlde	Harding	Augustus	0-4
3	Quinn	Raymond	Ohlde	Harding	Augustus	0-1
6, 8, 10-19	Abrosimova	Mann	Ohlde	Harding	Augustus	5-7
7	Abrosimova	Rens	Ohlde	Harding	Augustus	0-1
9	Abrosimova	Raymond	Ohlde	Harding	Augustus	0-1
20	Abrosimova	Stansbury	Ohlde	Harding	Augustus	0-1
21-33	Abrosimova	Stansbury	Ohlde	Quinn	Augustus	4-9
34	Abrosimova	Mann	Ohlde	Quinn	Augustus	1-0

## 2007 Day-By-Day

Date	Opp	Result	Hm	Rd	Total	Hi Scoring	Hi Rebounds	Hi Assists	Opponent	Att.
May 19	@IND	L 64-83	0-0	0-1	0-1	Augustus-16	Ohlde-9	White-17	White-17	9,210
May 20	SAC	L 64-74	0-1	0-1	0-2	Augustus-28	Mann-5	Mann-3	Lawson-19	9,831
May 22	@DET	L 75-85	0-1	0-2	0-3	Augustus-19	Harding-7	Harding-6	Nolan-21	7,421
May 25	CHI	L 77-82	0-2	0-2	0-4	Augustus-31	Stansbury-13	Harding-9	Dupree-25	4,891
May 29	IND	L 75-89	0-3	0-2	0-5	Augustus-23	Abrosimova-6	Harding-6	Catchings-21	6,238
Jun 1	NY	L 60-70	0-4	0-2	0-6	Augustus-18	Murphy-12	3 Tied-2	Kraayeveld-21	6,563
Jun 3	@CHI	L 72-78	0-4	0-3	0-7	Augustus-23	Stansbury-11	Harding-5	Dupree-20	3,477
Jun 5	@PHO	W 90-85	0-4	1-3	1-7	Augustus-22	Ohlde-13	3 Tied-3	Ta. Smith-24	6,378
Jun 8	@LA	L 87-90	0-4	1-4	1-8	Augustus-28	Abrosimova-6	3 Tied-3	McWilliams-Frank-2	8,962
Jun 9	@SEA	L 76-90	0-4	1-5	1-9	Abrosimova-15	Augustus-6	4 Tied with-3	Jackson-30	8,105
Jun 13	CON	W 77-73 (OT)	1-4	1-5	2-9	Augustus-28	Ohlde-8	Abrosimova-6	Jones-22	9,382
Jun 16	LA	W 83-58	2-4	1-5	3-9	Mann-16	3 Tied-5	Abrosimova-6	L. Thomas-13	5,801
Jun 20	@SAN	L 73-80	2-4	1-6	3-10	Augustus-27	Mann/Ohlde-7	Harding-4	Young-24	4,070
Jun 22	SEA	W 78-76	3-4	1-6	4-10	Augustus-23	3 Tied-7	Harding-5	Bird-25	6,482
Jun 29	@SAN	W 77-66	3-4	2-6	5-10	Augustus-29	Augustus-9	Quinn/Ohlde-4	Young-17	7,627
Jul 1	@SAC	L 68-76	3-4	2-7	5-11	Augustus-22	Ohlde-9	Jacobs-5	Brunson-17	7,563
Jul 3	PHO	L 79-95	3-5	2-7	5-12	Augustus-16	Augustus-8	Abrosimova-6	Taylor-26	7,949
Jul 6	SAC	L 80-85	3-6	2-7	5-13	Augustus-23	Ohlde-8	Jacobs-5	Powell-21	5,061
Jul 8	HOU	L 67-79	3-7	2-7	5-14	Augustus-22	Ohlde-8	Harding-4	Thompson-23	5,741
Jul 10	@WAS	L 83-91 (OT)	3-7	2-8	5-15	Abrosimova-20	Augustus/Abrosimova-7	Harding-5	Sanford-25	6,147
Jul 12	@HOU	L 77-87	3-7	2-9	5-16	Augustus-24	3 Tied-6	Quinn-9	Snow-24	13,218
Jul 17	@CON	L 79-84	3-7	2-10	5-17	Augustus-24	Ohlde/Stansbury-7	Quinn-7	Douglas-22	8,253
Jul 20	WAS	L 87-91 (OT)	3-8	2-10	5-18	Augustus-33	Stansbury-9	Augustus-6	Currie-18	5,771
Jul 22	@PHO	L 93-106	3-8	2-11	5-19	Augustus-23	Abrosimova/Ohlde-8	Quinn-9	Taylor-28	6,602
Jul 25	PHO	L 79-103	3-9	2-11	5-20	Augustus/Stansbury-13	Ohlde-11	Quinn/Ohlde-6	Taylor-30	13,004
Jul 27	LA	W 85-76	4-9	2-11	6-20	Augustus/Abrosimova-23	Ohlde-12	Quinn-9	Mabika-14	6,624
Jul 29	@SAC	W 78-73	4-9	3-11	7-20	Augustus-39	Murphy/Stansbury-6	Quinn-8	Powell-29	7,477
Aug 2	@NY	L 66-71	4-9	3-12	7-21	Augustus-17	Quinn-6	Quinn-8	Kraayeveld-16	9,233
Aug 4	HOU	L 77-80	4-10	3-12	7-22	Augustus-24	Rens/Stansbury-6	Quinn-4	Thompson-26	7,462
Aug 7	SEA	W 95-74	5-10	3-12	8-22	Augustus-21	Ohlde/Stansbury-7	Quinn-8	Lennox-16	5,018
Aug 12	@LA	L 80-89	5-10	3-13	8-23	Augustus-28	Abrosimova-8	Quinn-9	L. Thomas-23	9,938
Aug 14	@SEA	L 67-81	5-10	3-14	8-24	Augustus-28	Ohlde-8	Quinn-7	Jackson-18	8,144
Aug 16	DET	W 87-77	6-10	3-14	9-24	Abrosimova-25	Ohlde-9	Quinn-8	Latta-15	5,318
Aug 19	SAN	W 81-55	7-10	3-14	10-24	Mann-19	Raymond-11	Quinn-14	Crossley-20	7,377

## 2007 Season Summary

RECORD	HOME	ROAD	OT	TEAM WINNING & LOSING STREAKS:
OVERALL 10-24	7-10	3-14	1-2	OVERALL Win-2
EASTERN 2-10	2-4	0-6	1-2	HOME Win-3
WESTERN 8-14	5-6	3-8		ROAD Loss-3
				Long: Win-2
				Loss-10
				Last: Win: 08/19 vs SAN 81-55
				Loss: 08/14 @ SEA 67-81
				Win: 08/19 vs SAN 81-55
				Loss: 08/04 vs HOU 77-80
				Win: 07/29 @ SAC 78-73
				Loss: 08/14 @ SEA 67-81

MONTH	W/L	OFFENSE	vs. OPP	HOME ATTENDANCE
May	0-5	70+ 10-17	.500+ 8-10	17 Games
June	5-5	70+ 0-7	.500+ 2-13	118,513 Total
July	2-10	DEFENSE		6,971 Average
Aug.	3-4	70+ 7-24		13,004 High
		70+ 3-0		

MARGINS	1	2	3	4	5	6	7	8	9	10	11	12	13	14	15	16	17	18	19	20	21	22	23	24	25	26	27	28	29	30+
WON BY:	1	1	2							1	1										1					1	1			
LOST BY:		2	1	4	1	1	1	1	2	1	1	1	1	3		1				1				1						

At Start Of:	OVERALL	HOME	ROAD	FG%	OVERALL	HOME	ROAD
2nd Qtr	Ahead: 6-3	4-2	2-1	-44%	4-19	4-9	0-10
	Behind: 4-18	3-8	1-10	45-49%	4-4	3-1	1-3
	Tied: 0-3	0-0	0-3	50-54%	2-1	0-0	2-1
3rd Qtr	Ahead: 8-2	5-1	3-1	55-59%	0-0	0-0	0-0
	Behind: 2-22	2-9	0-13	+60%	0-0	0-0	0-0
	Tied: 0-0	0-0	0-0				
4th Qtr	Ahead: 9-2	6-2	3-0				
	Behind: 0-22	0-8	0-14				
	Tied: 1-0	1-0	0-0				







# 2012 MINNESOTA LYNX MEDIA GUIDE

2011 WNBA CHAMPIONS



## TEAM ROSTER 2006



No.	Player	Pos	Ht	Wt	Birthdate	College	Yrs
25	Svetlana Abrosimova	F	6-2	169	07/09/80	Connecticut '01	5
33	Seimone Augustus	G	6-0	179	04/30/84	Louisiana State '06	R
5	Megan Duffy	G	5-7	135	07/13/84	Notre Dame '06	R
55	Vanessa Hayden	C	6-4	235	06/05/82	Florida '04	2
23	Amber Jacobs	G	5-8	150	06/29/82	Boston College '04	2
13	Chandi Jones	G	5-11	154	03/25/82	Houston '04	2
1	Tynesha Lewis	G	5-10	150	05/08/79	North Carolina State '01	5
44	Kristen Mann	F	6-2	180	08/10/83	UC Santa Barbara '05	1
3	Nicole Ohlde	F	6-5	185	03/13/82	Kansas State '04	2
10	Shona Thorburn	G	5-10	149	08/07/82	Utah '06	R
34	Adrian Williams	F	6-4	172	02/15/77	Southern California '99	5
20	Tamika Williams	F	6-2	200	04/12/80	Connecticut '02	4

**Head Coach:** Carolyn Jenkins (California-Berkeley)

**Assistant Coach:** Jim Lewis (West Virginia)

### 2006 Starting Lineups

Game #s	Forward	Forward	Center	Guard	Guard	Rec
1-2, 15	Mann	Ohlde	Hayden	Jacobs	Augustus	0-3
3-13, 16-33	Mann	T. Williams	Ohlde	Jacobs	Augustus	10-19
14	Abrosimova	T. Williams	Ohlde	Jacobs	Augustus	0-1
34	Abrosimova	Mann	Ohlde	Jacobs	Augustus	0-1

### 2006 Day-By-Day

Date	Opp	Result	Hm	Rd	Total	Hi Scoring	Hi Rebounds	Hi Assists	Opponent	Att
May 23	CON	L 69-81	0-1	0-0	0-1	Augustus-21	Hayden-7	Jacobs-9	Douglas-28	9,471
May 24	@DET	L 69-78	0-1	0-1	0-2	Augustus-15	Hayden/A. Williams-5	Abrosimova-3	Ford-17	10,814
May 27	@WAS	L 75-90	0-1	0-2	0-3	Augustus-23	A. Williams-7	Jacobs-5	Beard-25	6,598
May 31	LA	W 114-71	1-1	0-2	1-3	Augustus-26	T. Williams-10	Thorburn-7	T. Moore-18	5,765
Jun 2	IND	W 92-87	2-1	0-2	2-3	Augustus-31	Ohlde-14	Ohlde-8	Whitmore-26	6,362
Jun 4	@HOU	L 62-85	2-1	0-3	2-4	Augustus-20	Ohlde-6	Jacobs-3	Snow-24	7,526
Jun 9	@SAN	W 86-79	2-1	1-3	3-4	Augustus-27	Ohlde-12	Jacobs-4	Thomas-17	5,998
Jun 11	HOU	W 75-62	3-1	1-3	4-4	Augustus-19	Ohlde-8	Mann-8	Thompson-19	5,525
Jun 14	SEA	L 66-74	3-2	1-3	4-5	Augustus-32	T. Williams-6	Jacobs-6	Lennox-15	5,273
Jun 16	@SAN	L 60-90	3-2	1-4	4-6	3 Tied-10	A. Williams-7	Mann-2	S. Johnson-21	6,164
Jun 18	PHO	W 94-82	4-2	1-4	5-6	Augustus-32	T. Williams-12	Jacobs-6	Taurasi-23	5,596
Jun 22	@CON	L 62-79	4-2	1-5	5-7	Ohlde-16	Ohlde-7	Jacobs-6	Whalen/Dydek-16	6,573
Jun 24	NY	L 83-93	4-3	1-5	5-8	Augustus-29	A. Williams-13	Augustus/Ohlde-3	Farris-20	6,937
Jun 28	@PHO	L 78-81	4-3	1-6	5-9	Augustus-24	Augustus/Hayden-8	Jacobs-4	Pondexter-19	11,661
Jun 29	@SAC	L 78-87	4-3	1-7	5-10	Abrosimova/Mann-16	A. Williams-13	Abrosimova-4	Buescher-25	7,395
Jul 1	@SEA	L 75-92	4-3	1-8	5-11	Augustus-24	T. Williams-6	Jacobs-7	Jackson-25	7,240
Jul 5	WAS	W 84-74	5-3	1-8	6-11	Augustus-25	Ohlde-10	Jacobs-6	Teasley-29	5,108
Jul 7	DET	L 80-92	5-4	1-8	6-12	Augustus-26	T. Williams-7	Jacobs-3	Cash-19	5,477
Jul 9	SAN	W 85-80	6-4	1-8	7-12	Augustus-32	T. Williams-6	Jacobs-4	S. Johnson-20	5,718
Jul 16	LA	L 78-90	6-5	1-8	7-13	Augustus-25	Ohlde-8	Ohlde-5	Leslie-29	5,333
Jul 19	CHI	W 90-82	7-5	1-8	8-13	Jacobs-24	Abrosimova/Hayden-6	Abrosimova-5	Dupree-14	14,793
Jul 20	@HOU	L 55-78	7-5	1-9	8-14	Augustus-15	Augustus-6	Jacobs-4	Swoopes-24	7,171
Jul 22	SAC	L 59-86	7-6	1-9	8-15	Augustus-20	T. Williams-5	Lewis-5	Buescher/Powell-12	5,323
Jul 25	@CHA	W 70-62	7-6	2-9	9-15	Augustus-21	A. Williams-8	Mann-4	Sutton-Brown-22	4,592
Jul 27	CHA	L 68-81	7-7	2-9	9-16	Augustus-19	Hayden-9	Mann-5	Smith-21	7,318
Jul 28	@CHI	L 65-79	7-7	2-10	9-17	Hayden-18	Hayden-8	Hayden-3	Dales-20	2,967
Jul 30	@NY	L 69-78	7-7	2-11	9-18	Augustus-32	Mann/Ohlde-6	Mann-2	Christon/Farris-20	9,014
Aug 1	SEA	L 75-77	7-8	2-11	9-19	Mann-19	Ohlde-6	Jacobs-7	Bird-21	4,704
Aug 3	@IND	L 59-69	7-8	2-12	9-20	Augustus-16	T. Williams-10	Jacobs-4	Whitmore-18	6,002
Aug 4	HOU	L 73-77(OT)	7-9	2-12	9-21	Ohlde-25	T. Williams-13	Mann/Jacobs-4	Swoopes-22	5,681
Aug 6	SAN	W 82-68	8-9	2-12	10-21	Augustus-26	A. Williams/Ohlde-10	Mann-7	Young-23	5,138
Aug 8	@PHO	L 68-99	8-9	2-13	10-22	Augustus-19	A. Williams/Ohlde-8	Mann-4	Taylor-24	8,240
Aug 10	@SAC	L 66-74	8-9	2-14	10-23	Augustus-31	Ohlde/T. Williams-6	Abrosimova-3	Griffith-18	8,166
Aug 13	@LA	L 59-78	8-9	2-15	10-24	Augustus-11	Abrosimova-9	Abrosimova-3	Leslie-24	8,653

### 2006 Season Summary

	RECORD	HOME	ROAD	OT	TEAM WINNING & LOSING STREAKS:	OVERALL	HOME	ROAD
OVERALL	10-24	8-9	2-15	0-1		Loss-3	Win-1	Loss-6
EASTERN	4-10	3-4	1-6	0-0	Long:	Win-2	Win-3	Win-1
WESTERN	6-14	5-5	1-9	0-1	Last:	Loss-6	Loss-4	Loss-6
						Win: 08/06 vs. SAN 82-68	Win: 08/06 vs. SAN 82-68	Win: 07/25 @ CHA 70-62
						Loss: 08/13 @ LA 59-78	Loss: 08/04 vs HOU 73-77	Loss: 08/13 @ LA 59-78

MONTH	W/L	OFFENSE	vs. OPP	HOME ATTENDANCE
May	1-6	70+ 10-9	.500+ 6-16	17 Games
June	4-8	70+ 0-15	.500+ 4-8	109,522 Total
July	4-7	DEFENSE		6,442 Average
Aug.	1-3	70+ 7-23		14,793 High
		70+ 3-1		

MARGINS	1	2	3	4	5	6	7	8	9	10	11	12	13	14	15	16	17	18	19	20	21	22	23	24	25	26	27	28	29	30+
WON BY:		2	1	2	1	1	1	1	1	1	1	1	1	1	1	1	2	1												1
LOST BY:	1	1	1				2	3	2	3	1	1	1	1	1								2							2
At Start Of:	OVERALL		HOME		ROAD		FG%		OVERALL		HOME		ROAD																	
2nd Half	Ahead:		7-4		5-4		2-0		2-19		0-6		2-13																	
	Behind:		3-19		3-4		0-15		4-5		4-3		0-2																	
	Tied:		0-1		0-1		0-0		3-0		3-0		0-0																	
							55-59%		1-0		1-0		0-0																	
							+60%		0-0		0-0																			







# 2012 MINNESOTA LYNX MEDIA GUIDE

2011 WNBA CHAMPIONS



## TEAM ROSTER 2005



No.	Player	Pos	Ht	Wt	Birthdate	College	Yrs
25	Svetlana Abrosimova	F	6-2	169	07/09/80	Connecticut '01	4
21	Jacqueline Batteast	F	6-0	169	03/26/83	Notre Dame '05	R
8	Kristi Harrower	G	5-4	139	03/04/75	Australia	6
55	Vanessa Hayden	C	6-4	235	06/05/82	Florida '04	1
23	Amber Jacobs	G	5-8	150	06/29/82	Boston College '04	1
13	Chandi Jones	G	5-11	154	03/25/82	Houston '04	1
24	Amanda Lassiter	F	6-1	160	06/09/79	Missouri '01	5
1	Tynesha Lewis	G	5-10	150	05/08/79	North Carolina State '01	4
5	Stacey Lovelace	F	6-4	170	12/05/74	Purdue '96	4
44	Kristen Mann	F	6-2	180	08/10/83	UC Santa Barbara '05	R
3	Nicole Ohlde	F	6-5	185	03/13/82	Kansas State '04	1
9	Stacey Thomas	F	5-10	153	08/29/78	Michigan '00	6
20	Tamika Williams	F	6-2	200	04/12/80	Connecticut '02	3

**Head Coach:** Suzie McConnell Serio (Penn State)

**Assistant Coaches:** Nancy Darsch (Springfield College), Carolyn Jenkins (California-Berkeley)

### 2005 Starting Lineups

Game #	Forward	Forward	Center	Guard	Guard	Rec
1-4, 8, 10	Abrosimova	Williams	Ohlde	Harrower	Smith	2-4
5-7, 9, 11-18, 21-23	Abrosimova	Ohlde	Hayden	Harrower	Smith	8-7
19	Lovelace	Ohlde	Hayden	Harrower	Smith	0-1
20	Lassiter	Ohlde	Hayden	Harrower	Smith	1-0
24-25	Abrosimova	Ohlde	Hayden	Harrower	Lassiter	0-2
26-31	Abrosimova	Ohlde	Hayden	Harrower	Jones	3-3
32-33	Abrosimova	Williams	Ohlde	Harrower	Jones	0-2
34	Lovelace	Williams	Ohlde	Harrower	Jones	0-1

### 2005 Day-By-Day

Date	Opp	Result	Hm	Rd	Total	Hi Scoring	Hi Rebounds	Hi Assists	Opponent	Att
May 22	@HOU	L 65-79	0-0	0-1	0-1	Ohlde-18	Ohlde/Williams-8	Harrower-4	Swoopes-27	8,250
May 25	LA	W 68-65	1-0	0-1	1-1	Smith-24	Ohlde-7	Ohlde-5	Holdsclaw-14	5,665
May 29	SAC	L 66-67	1-1	0-1	1-2	Smith-23	Hayden-8	Jacobs-4	Griffith-18	4,190
Jun 3	@WAS	L 71-74	1-1	0-2	1-3	Smith-20	Ohlde-8	Jacobs/Lovelace-3	Melvin-17	9,620
Jun 4	CHA	W 73-67	2-1	0-2	2-3	Smith-17	Hayden/Ohlde-6	Smith-6	Sutton-Brown-14	10,974
Jun 7	@HOU	W 62-58	2-1	1-2	3-3	Smith-21	Ohlde-11	Abrosimova-6	Snow-15	4,253
Jun 11	WAS	W 78-60	3-1	1-2	4-3	Smith-27	Ohlde-8	Harrower-6	Beard-19	4,263
Jun 15	@SEA	W 86-81 (OT)	3-1	2-2	5-3	Smith-21	Ohlde-10	Harrower-5	Jackson-26	7,789
Jun 17	@SAC	L 50-67	3-1	2-3	5-4	Abrosimova-13	Abrosimova-9	Abrosimova/Harrower-3	Powell-18	7,780
Jun 18	@LA	L 56-69	3-1	2-4	5-5	Ohlde-10	Williams-7	Williams-3	Holdsclaw/Leslie-17	7,815
Jun 22	PHO	W 75-59	4-1	2-4	6-5	Ohlde-14	Hayden/Lassiter-7	Smith-5	Taurasi-14	4,817
Jun 24	@IND	L 55-57	4-1	2-5	6-6	Smith-17	Ohlde-8	Jacobs/Ohlde-4	Miller/Schumacher-10	8,475
Jun 26	SEA	W 73-70	5-1	2-5	7-6	Smith-22	Harrower-7	Jacobs-4	Batkovic-12	5,352
Jun 28	SAN	W 63-53	6-1	2-5	8-6	Hayden-17	Abrosimova/Ohlde-7	Harrower-6	Feenstra-16	4,808
Jun 30	@CON	L 56-71	6-1	2-6	8-7	Smith-11	Ohlde-7	Ohlde-4	Sales-18	6,869
Jul 7	@CHA	L 58-66	6-1	2-7	8-8	Hayden-13	Hayden-10	Harrower-4	Feaster-19	4,071
Jul 13	DET	W 71-61	7-1	2-7	9-8	Abrosimova-22	Ohlde-8	Smith-4	Nolan-13	12,891
Jul 15	@NY	W 64-60	7-1	3-7	10-8	Hayden-14	Hayden-9	Abrosimova-5	Robinson-13	10,682
Jul 17	CON	L 53-72	7-2	3-7	10-9	Lassiter/Smith-11	Hayden/Ohlde-9	Smith-3	Dydek-17	9,011
Jul 19	IND	W 66-45	8-2	3-7	11-9	Ohlde-15	Hayden/Williams-7	Lovelace-6	Catchings-12	6,219
Jul 24	NY	L 47-59	8-3	3-7	11-10	Ohlde-17	Four Tied-4	Harrower-6	Hammon-13	5,703
Jul 26	@SAN	L 71-78	8-3	3-8	11-11	Ohlde/Williams-12	Hayden-11	Harrower-6	Feenstra-16	6,823
Jul 29	PHO	L 65-69	8-4	3-8	11-12	Abrosimova-20	Ohlde-11	Harrower-5	Taylor-20	5,723
Jul 31	@SAC	L 54-67	8-4	3-9	11-13	Ohlde-10	Ohlde-9	Jacobs-3	Brunson-14	5,708
Aug 3	@PHO	L 64-70	8-4	3-10	11-14	Abrosimova-19	Jones/Ohlde-6	Jacobs-3	Stepanova-18	5,865
Aug 7	LA	W 76-72	9-4	3-10	12-14	Harrower-15	Abrosimova-9	Abrosimova/Ohlde-4	Leslie-20	8,828
Aug 9	SAN	W 76-72	10-4	3-10	13-14	Lovelace-17	Hayden-11	Jacobs-5	Ferdinand/Ngoyisa-17	6,009
Aug 11	@DET	L 66-72 (OT)	10-4	3-11	13-15	Abrosimova-18	Williams-7	Williams-7	Smith-13	8,845
Aug 12	SEA	L 66-72	10-5	3-11	13-16	Jones-16	Hayden-11	Jones-6	Bird-20	6,352
Aug 16	HOU	W 73-62	11-5	3-11	14-16	Jones-17	3 Tied-6	Jones-6	Swoopes-21	5,920
Aug 18	@SEA	L 60-76	11-5	3-12	14-17	Ohlde-17	Williams-14	Harrower-3	Jackson-18	9,245
Aug 21	@PHO	L 69-83	11-5	3-13	14-18	Abrosimova/Ohlde-14	Mann-9	Jacobs-5	Taurasi-17	6,310
Aug 23	@LA	L 63-74	11-5	3-14	14-19	Ohlde-16	Williams-5	Jones-4	Holdsclaw-20	8,454
Aug 27	SAC	L 52-61	11-6	3-14	14-20	Ohlde-18	Lassiter-7	3 Tied-3	Griffith-17	6,722

### 2005 Season Summary

OVERALL	RECORD	HOME	ROAD	OT	TEAM WINNING & LOSING STREAKS:	OVERALL	HOME	ROAD
EASTERN	14-20	11-6	3-14	1-1	Long:	Loss-4	Loss-1	Loss-7
WESTERN	5-7	4-2	1-5	0-1	Last:	Win-4	Win-6	Win-0
	9-13	7-4	2-9	1-0		Loss-5	Loss-0	Loss-7
						Win: 08/26 vs. HOU 73-62	Win: 08/26 vs. HOU 73-62	
						Loss: 08/23 @ LA 74-63	Loss: 08/27 vs. SAC 52-61	Loss: 08/23 @ LA 74-63
MONTH	W/L	OFFENSE	vs. OPP	HOME ATTENDANCE				
May	3-7	70+ 9-2	.500+ 9-13	17 Games				
June	3-6	70< 5-18	.500< 5-7	113,447 Total				
July	7-5			6,673 Average				
Aug.	1-2			12,891 High				

MARGINS WON BY:	1	2	3	4	5	6	7	8	9	10	11	12	13	14	15	16	17	18	19	20	21	22	23	24	25	26	27	28	29	30+
WON BY:		2	4	1	1					2	1						1	1			1									
LOST BY:	1	1	1	1	3	1	1	1			1	1	2	2	1	1	1													

At Start Of:	OVERALL	FG%	OVERALL	HOME	ROAD
2nd Qtr	Ahead: 10-5	-44%	6-16	4-5	2-11
	Behind: 3-15	45-49%	5-3	5-0	0-3
	Tied: 1-0	50-54%	3-1	2-1	1-0
		55-59%	0-0	0-0	0-0
		+60%	0-0	0-0	0-0





# 2012 MINNESOTA LYNX MEDIA GUIDE

2011 WNBA CHAMPIONS



## TEAM STATISTICS

### 2005 OFFENSIVE GAME BY GAME STATISTICS

Date	Opponent	W/L	G	Field Goals			3-Point FG			Free Throws			Rebounds				PF	STL	TO	BLK	PTS	
				FG	FGA	PCT	FG	FGA	PCT	FT	FTA	PCT	OFF	DEF	TOT	AST						
M22	@HOU	L	1	200	23	61	.377	4	14	.286	15	22	.682	13	18	31	13	18	4	15	1	65
M25	LA	W	1	200	22	55	.400	8	21	.381	16	20	.800	8	24	32	17	16	7	22	4	68
M29	SAC	L	1	200	22	58	.379	7	16	.438	15	15	1.000	11	22	33	15	14	8	14	3	66
Jn3	@WAS	L	1	200	26	57	.456	5	17	.294	14	22	.636	5	23	28	14	19	4	14	3	71
Jn4	CHA	W	1	200	27	50	.540	5	11	.455	14	20	.700	9	16	25	15	20	6	17	9	73
Jn7	@HOU	W	1	200	20	53	.377	3	11	.273	19	24	.792	7	28	35	11	14	9	16	6	62
Jn11	WAS	W	1	200	27	53	.509	10	17	.588	14	17	.824	7	24	31	22	19	9	13	3	78
Jn15	@SEA	W	1	225	25	68	.368	5	20	.250	31	35	.886	12	22	34	16	22	10	16	3	86
Jn17	@SAC	L	1	200	18	52	.346	3	15	.200	11	15	.733	2	24	26	13	23	6	20	3	50
Jn18	@LA	L	1	200	18	57	.316	3	11	.273	17	24	.708	13	20	33	11	21	8	16	4	56
Jn22	PHO	W	1	200	25	52	.481	3	8	.375	22	29	.759	7	30	37	18	19	11	18	5	75
Jn24	@IND	L	1	200	18	53	.340	9	18	.500	10	12	.833	8	26	34	13	14	6	17	6	55
Jn26	SEA	W	1	200	21	59	.356	9	21	.429	22	30	.733	14	21	35	18	21	8	14	7	73
Jn28	SA	W	1	200	27	63	.429	1	13	.077	8	9	.889	11	22	33	21	9	11	15	4	63
Jn30	@CON	L	1	200	22	62	.355	4	15	.267	8	10	.800	11	17	28	15	16	9	14	1	56
Jy7	@CHA	L	1	200	25	52	.481	3	11	.273	5	6	.833	9	17	26	12	17	2	20	6	58
Jy13	DET	W	1	200	28	60	.467	10	15	.667	5	13	.385	6	21	27	22	11	11	17	4	71
Jy15	@NY	W	1	200	27	51	.529	5	13	.385	5	9	.556	10	23	33	19	19	6	17	5	64
Jy17	CON	L	1	200	17	58	.293	5	14	.357	14	19	.737	12	20	32	12	10	6	15	3	53
Jy19	IND	W	1	200	25	54	.463	6	13	.462	10	13	.769	3	29	32	21	17	6	12	3	66
Jy24	NY	L	1	200	19	54	.352	0	13	.000	9	11	.818	8	18	26	15	18	11	12	3	47
Jy26	@SA	L	1	200	27	65	.415	4	15	.267	13	15	.867	12	22	34	16	20	3	11	3	71
Jy29	PHO	L	1	200	25	48	.521	7	11	.636	8	17	.471	5	24	29	18	16	7	20	4	65
Jy31	@SAC	L	1	200	19	52	.365	4	14	.286	12	21	.571	13	14	27	11	20	11	21	4	54
A3	@PHO	L	1	200	25	63	.397	7	20	.350	7	15	.467	13	17	30	10	23	7	15	6	64
A7	LA	W	1	200	27	59	.458	7	14	.500	15	22	.682	14	22	36	22	21	10	20	1	76
A9	SA	W	1	200	26	63	.413	7	14	.500	17	25	.680	18	13	31	17	21	12	16	8	76
A11	@DET	L	1	225	23	54	.426	7	16	.438	13	20	.650	4	23	27	13	30	7	23	4	66
A12	SEA	L	1	200	26	71	.366	5	16	.313	9	11	.818	14	16	30	15	17	6	11	1	66
A16	HOU	W	1	200	28	61	.459	4	14	.286	13	19	.684	7	23	30	21	20	6	11	2	73
A18	@SEA	L	1	200	24	68	.353	2	14	.143	10	15	.667	9	19	28	11	18	9	9	1	60
A21	@PHO	L	1	200	26	59	.441	4	14	.286	13	19	.684	8	19	27	14	17	5	10	5	69
A23	@LA	L	1	200	23	47	.489	4	13	.308	13	15	.867	4	14	18	15	20	8	15	0	63
A27	SAC	L	1	200	20	54	.370	2	10	.200	10	12	.833	3	24	27	15	24	9	20	2	52
Season Totals				34	6850	801	1946	412	172	492	437	601	727	310	715	1025	531	624	258	536	127	2211
Season Averages					201.5	23.6	57.2	5.1	14.5	14.5	12.9	17.7	21.0	9.1	21.0	30.1	15.6	18.4	7.6	15.8	3.7	65.0

Date	Opponent	W/L	G	Field Goals			3-Point FG			Free Throws			Rebounds				PF	STL	TO	BLK	PTS		
				FG	FGA	PCT	FG	FGA	PCT	FT	FTA	PCT	OFF	DEF	TOT	AST							
A7	LA	W	1	200	28	67	.418	5	17	.294	11	17	.647	12	19	31	15	21	12	14	4	72	
A9	SA	W	1	200	24	52	.462	4	7	.571	20	24	.833	9	15	24	15	23	8	18	5	72	
A11	@DET	L	1	225	26	72	.361	2	8	.250	18	24	.750	19	18	37	12	24	6	13	6	72	
A12	SEA	L	1	200	27	55	.491	3	11	.273	15	18	.833	9	25	34	19	17	5	14	7	72	
A16	HOU	W	1	200	24	50	.480	0	6	.000	14	20	.700	3	20	23	17	23	7	12	2	62	
A18	@SEA	L	1	200	27	57	.474	6	14	.429	16	22	.727	8	30	38	18	18	5	17	7	76	
A21	@PHO	L	1	200	31	62	.500	6	18	.333	15	19	.789	10	24	34	23	15	4	9	5	83	
A23	@LA	L	1	200	26	56	.464	5	11	.455	17	20	.850	16	18	34	17	14	6	17	3	74	
A27	SAC	L	1	200	24	59	.407	0	6	.000	13	25	.520	17	22	39	13	20	10	17	4	61	
Season Totals				34	6850	862	2019	427	129	376	343	435	592	735	344	711	1055	537	665	275	487	144	2288
Season Averages					201.5	25.4	59.4	3.8	11.1	11.1	12.8	17.4	21.6	21.6	10.1	20.9	31.0	15.8	19.6	8.1	14.3	4.2	67.3

### 2005 Final Statistics

PLAYER	G	GS	MIN	Field Goals			3-Point FG			Free Throws			Rebounds				PF	DQ	STL	TO	BLK	PTS	AVG
				FG	FGA	PCT	FG	FGA	PCT	FT	FTA	PCT	OFF	DEF	TOT	AST							
Smith	23	23	766	100	261	.383	35	104	.337	71	90	.789	12	43	55	61	46	0	25	54	2	306	13.3
Ohlde	34	34	1038	133	292	.455	0	2	.000	116	142	.817	63	131	194	78	92	0	21	84	22	382	11.2
Abronsimova	31	31	777	109	276	.395	33	82	.402	53	73	.726	29	78	107	60	86	0	48	80	6	304	9.8
Jones	10	9	281	29	83	.349	11	32	.344	12	19	.632	10	23	33	30	26	0	13	17	3	81	8.1
Hayden	31	25	595	103	238	.433	0	0	.000	40	72	.556	48	115	163	23	110	0	15	63	68	246	7.9
Lovelace	34	2	594	70	173	.405	26	63	.413	43	54	.796	35	72	107	31	57	0	24	37	11	209	6.1
Williams	34	9	758	86	156	.551	0	3	.000	25	46	.543	76	95	171	39	52	0	30	41	2	197	5.8
Harrower	34	34	832	53	151	.351	22	68	.324	28	36	.778	11	71	82	96	37	0	38	54	1	156	4.6
Jacobs	33	0	478	40	104	.385	20	53	.377	21	29	.724	4	15	19	68	34	0	19	46	4	121	3.7
Lassiter	31	3	388	38	115	.330	24	72	.333	7	11	.636	10	36	46	23	55	0	14	29	4	107	3.5
Mann	24	0	185	30	60	.500	0	9	.000	11	16	.688	11	24	35	11	16	0	8	7	1	71	3.0
Lewis	11	0	90	10	27	.370	1	3	.333	7	9	.778	0	5	7	7	0	3	11	1	28	2.5	
King Borchardt	3	0	17	0	1	.000	0	0	.000	3	4	.750	0	1	1	1	2	0	0	0	1	3	1.0
Thomas	1	0	3	0	2	.000	0	0	.000	0	0	.000	1	1	2	0	0	0	0	0	0	0	0.0
Batteast	8	0	46	0	6	.000	0	0	.000	0	0	.000	0	5	5	3	4	0	0	3	1	0	0.0
Martinez	1	0	2	0	1	.000	0	1	.000	0	0	.000	0	0	0	0	0	0	0	0	0	0	0.0
LYNX	34		6850	767	1900	.404	177	542	.327	454	640	.709	332	724	1056	526	660	3	257	613	139	2165	63.7
OPPONENTS	34		6850	804	1972	.408	92	330	.279	490	669	.732	323	713	1036	508	676	10	333	502	133	2190	64.4

### 2005 DEFENSIVE GAME BY GAME STATISTICS

Date	Opponent	W/L	G	Field Goals			3-Point FG			Free Throws			Rebounds				PF	STL	TO	BLK
------	----------	-----	---	-------------	--	--	------------	--	--	-------------	--	--	----------	--	--	--	----	-----	----	-----



# 2012 MINNESOTA LYNX MEDIA GUIDE

2011 WNBA CHAMPIONS



## TEAM ROSTER 2004



No.	Player	Pos	Ht	Wt	Birthdate	College	Yrs
25	Svetlana Abrosimova	F	6-2	169	07/09/80	Connecticut '01	3
1	Tasha Butts	G	5-11	160	03/10/82	Tennessee '04	R
12	Helen Darling	G	5-6	164	08/29/78	Penn State '00	3
4	Teresa Edwards	G	5-11	155	07/19/64	Georgia '86	1
55	Vanessa Hayden	C	6-4	224	06/05/82	Florida '04	R
23	Amber Jacobs	G	5-8	147	06/29/82	Boston College '04	R
24	Amanda Lassiter	F	6-1	153	06/09/79	Missouri '01	3
5	Stacey Lovelace-Tolbert	F	6-4	170	12/05/74	Purdue '96	2
3	Nicole Ohlde	F	6-5	175	03/13/82	Kansas State '04	R
45	Gwen Slaughter	F	6-2	181	07/01/80	Tulane '03	R
30	Katie Smith	G	5-11	175	06/04/74	Ohio State '96	5
31	Michele Van Gorp	C	6-6	187	05/10/77	Duke '99	5
20	Tamika Williams	F	6-2	192	04/12/80	Connecticut '02	2

**Head Coach:** Suzie McConnell Serio (Penn State)

**Assistant Coaches:** Nancy Darsch (Springfield College), Carolyn Jenkins (California-Berkeley)

### 2004 Starting Lineups

Game #s	Forward	Forward	Center	Guard	Guard	Rec
1-12	Lassiter	Williams	Ohlde	Edwards	Smith	5-7
13-23	Smith	Williams	Ohlde	Darling	Edwards	8-3
24-30, 32-34	Abrosimova	Williams	Ohlde	Darling	Edwards	5-5
31	Abrosimova	Ohlde	Hayden	Darling	Edwards	0-1

### 2004 Day-By-Day

Date	Opp	Result	Hm	Rd	Total	Hi Scoring	Hi Rebounds	Hi Assists	Opponent	Att
May 20	@SEA	L 85-88	0-0	0-1	0-1	Edwards/Smith-17	Ohlde-10	Edwards-7	Jackson-31	6,624
May 22	@SAC	W 69-61	0-0	1-1	1-1	Smith-22	Williams-10	Edwards-7	Walker-19	17,317
May 26	@SA	L 44-56	0-0	1-2	1-2	Ohlde-14	Ohlde-9	Edwards-5	Ferdinand-17	6,517
May 28	WAS	W 73-62	1-0	1-2	2-2	Smith-28	Williams-9	Edwards-5	Holdslaw-16	6,361
May 30	NY	L 64-68	1-1	1-2	2-3	Smith-20	Williams-9	Lassiter-5	Baranova-16	6,009
Jun 3	SAN	W 55-47	2-1	1-2	3-3	Smith-15	Ohlde-9	Smith-4	Thomas-12	6,011
Jun 5	PHO	W 76-68	3-1	1-2	4-3	Williams-22	Williams-10	Edwards-6	Pierson-15	6,321
Jun 11	@LA	L 55-69	3-1	1-3	4-4	Smith-18	Ohlde-10	Ohlde-4	Leslie-19	9,298
Jun 17	SAC	L 50-60	3-2	1-3	4-5	Smith-16	Smith-5	Edwards-3	Griffith-13	4,122
Jun 19	HOU	W 66-58	4-2	1-3	5-5	Smith-22	Williams-11	Smith/Ohlde-5	Swoopes-18	5,879
Jun 22	@PHO	L 46-69	4-2	1-4	5-6	Hayden-10	Ohlde-7	3 Tied-2	Taurasi-18	6,292
Jun 24	@SAN	L 57-70	4-2	1-5	5-7	Smith-18	Williams-11	Darling-6	3 Tied-13	8,248
Jun 27	LA	L 67-83	4-3	1-5	5-8	Ohlde-19	Ohlde-7	Butts-4	Mabika-20	7,123
Jun 30	HOU	W 58-50 (OT)	5-3	1-5	6-8	Smith-23	Williams-9	Edwards-3	Berthieu-11	4,722
Jul 3	DET	W 78-70	6-3	1-5	7-8	Smith-27	Darling/Ohlde-5	Darling-9	M.Jones-16	4,786
Jul 8	@IND	L 56-58	6-3	1-6	7-9	Smith-18	Williams-8	Darling-8	Catchings-17	6,112
Jul 9	PHO	W 61-59	7-3	1-6	8-9	Smith-10	Williams/Lovelace-Tolbert-6	Darling/Jacobs-4	DeForge-25	6,030
Jul 11	SAC	W 83-73 (OT)	8-3	1-6	9-9	Smith-34	Hayden-7	3 Tied-4	Smith-19	6,324
Jul 14	CON	W 66-63	9-3	1-6	10-9	Ohlde-21	Ohlde-11	Darling-5	Whalen-18	16,227
Jul 15	@NY	W 69-66	9-3	2-6	11-9	Smith-12	Hayden/Williams-7	Darling/Edwards-3	Robinson-17	12,799
Jul 18	@PHO	W 63-60	9-3	3-6	12-9	Smith-33	Williams-8	3 Tied-2	P.Taylor-20	6,567
Jul 22	@CON	W 68-52	9-3	4-6	13-9	Smith-27	Williams-10	Jacobs/Ohlde-3	Palmer-10	7,118
Jul 23	@WAS	L 61-65	9-3	4-7	13-10	Smith-19	Ohlde-6	Darling-4	Beard-23	12,648
Jul 28	SAN	W 66-53	10-3	4-7	14-10	Williams-13	Abrosimova-6	Darling-4	Goodson/Randall-10	8,111
Jul 30	SEA	L 55-70	10-4	4-7	14-11	Hayden-12	Abrosimova-9	3 Tied-3	Lennox-23	8,788
Aug 1	@DET	W 59-58	10-4	5-7	15-11	Abrosimova-12	Williams-9	Darling-8	Cash-16	10,568
Sep 1	@HOU	W 72-64	10-4	6-7	16-11	Ohlde-16	Lassiter/Ohlde-5	Darling-8	Swoopes-22	7,160
Sep 3	IND	L 61-69	10-5	6-7	16-12	Ohlde-13	Williams-10	Abrosimova-4	Schumacher-13	13,560
Sep 8	CHA	L 68-72	10-6	6-7	16-13	Ohlde-19	Ohlde-8	Jacobs-5	3 Tied-17	4,332
Sep 10	SEA	W 64-61	11-6	6-7	17-13	Edwards-18	Williams-8	Darling-10	Bird-15	11,402
Sep 11	@CHA	L 50-60	11-6	6-8	17-14	Hayden-18	Lovelace-Tolbert-1	Lassiter-5	Smith-Taylor-13	8,043
Sep 14	@HOU	L 59-70	11-6	6-9	17-15	Ohlde-15	Ohlde-8	Abrosimova-6	Thompson-27	6,894
Sep 17	@LA	W 78-66	11-6	7-9	18-15	Ohlde-19	Hayden-9	3 Tied-4	Whitmore-18	9,642
Sep 19	@SAC	L 63-72	11-6	7-10	18-16	Abrosimova-21	Ohlde-7	Darling-7	Griffith-18	9,875

### 2004 Season Summary

OVERALL	RECORD	HOME	ROAD	OT	TEAM WINNING & LOSING STREAKS:	OVERALL	HOME	ROAD
OVERALL	18-16	11-6	7-10	2-0	Long:	Loss-1	Win-1	Loss-1
EASTERN	6-6	3-3	3-3		Loss-6	Win-6	Win-3	Loss-3
WESTERN	12-10	8-3	4-7	2-0	Last:	Loss-3	Loss-3	Loss-5
					Win: 09/17 @ LA 78-66	Win: 09/10 vs. SEA 64-61	Win: 09/17 @ LA 78-66	Win: 09/17 @ LA 78-66
					Loss: 09/19 @ SAC 63-72	Loss: 09/08 vs. CHA 68-72	Loss: 09/19 @ SAC 63-72	Loss: 09/19 @ SAC 63-72

MONTH	W/L	OFFENSE	vs. OPP	HOME ATTENDANCE
May	2-3	70+ 6-1	.500+ 11-8	17 Games
June	4-5	70+ 12-15	.500+ 7-7	126,108 Total
July	8-3	DEFENSE		7,410 Average
Aug.	1-0	70+ 2-7		16,227 High
		70+ 16-9		

MARGINS	1	2	3	4	5	6	7	8	9	10	11	12	13	14	15	16	17	18	19	20	21	22	23	24	25	26	27	28	29	30+
WON BY:	1	1	4					7	1	1	1	1	1			1														
LOST BY:			1	1	3				1	1	2	1	1	1	1	1	1								1					

At Start Of:	OVERALL	HOME	ROAD	FG%	OVERALL	HOME	ROAD
2nd Half	Ahead: 9-2	5-0	4-2	-44%	12-15	7-6	5-9
	Behind: 8-14	5-6	3-8	45-49%	5-1	3-0	2-1
	Tied: 1-0	1-0	0-0	50-54%	1-0	1-0	0
				55-59%	0-0	0-0	0-0
				+60%	0-0	0-0	0-0





# 2012 MINNESOTA LYNX MEDIA GUIDE

2011 WNBA CHAMPIONS



## TEAM STATISTICS

### 2004 OFFENSIVE GAME BY GAME STATISTICS

Date	Opponent	W/L	G	Field Goals			3-Point FG			Free Throws			Rebounds			PF	STL	TO	BLK	PTS		
				FG	FGA	PCT	FG	FGA	PCT	FT	FTA	PCT	OFF	DEF	TOT						AST	
M20	@SEA	L	1	200	32	65	.492	10	25	.400	11	15	.733	15	20	35	19	28	12	23	3	85
M22	@SAC	W	1	200	29	63	.460	4	20	.200	7	10	.700	10	22	32	20	17	7	11	2	69
M26	@SA	L	1	200	18	56	.321	0	15	.000	8	13	.615	14	15	29	11	22	9	17	0	44
M28	WAS	W	1	200	22	51	.431	8	14	.571	21	22	.955	7	28	35	18	16	8	23	8	73
M30	NY	L	1	200	23	66	.348	9	28	.321	9	10	.900	10	20	30	18	16	8	14	7	64
Jn3	SA	W	1	200	20	48	.417	4	12	.333	11	19	.579	12	27	39	14	23	9	23	7	55
Jn5	PHO	W	1	200	24	48	.500	5	12	.417	23	26	.885	8	21	29	16	16	3	16	3	76
Jn11	@LA	L	1	200	18	58	.310	5	23	.217	14	21	.667	9	22	31	12	19	9	15	6	55
Jn17	SAC	L	1	200	15	46	.326	5	16	.313	15	21	.714	9	15	24	11	20	8	25	5	50
Jn19	HOU	W	1	200	22	47	.468	4	12	.333	18	22	.818	7	28	35	13	15	2	17	5	66
Jn22	@PHO	L	1	200	17	44	.386	0	5	.000	12	18	.667	8	20	28	7	20	5	22	2	46
Jn24	@SA	L	1	200	22	62	.355	7	17	.412	6	10	.600	12	16	28	15	21	8	16	1	57
Jn27	LA	L	1	200	20	51	.392	5	16	.313	22	32	.688	11	12	23	16	26	9	18	4	67
Jn30	HOU	W	1	225	21	62	.339	5	19	.263	11	19	.579	11	30	41	9	16	9	19	3	58
Jy3	DET	W	1	200	27	60	.450	7	15	.467	17	23	.739	10	19	29	21	15	6	15	6	78
Jy8	@IND	L	1	200	23	52	.442	5	14	.357	5	7	.714	8	18	26	16	6	13	4	56	
Jy9	PHO	W	1	200	21	55	.382	7	16	.438	12	15	.800	6	24	30	15	18	5	13	3	61
Jy11	SAC	W	1	225	25	60	.417	10	25	.400	23	31	.742	13	22	35	20	21	2	18	3	83
Jy14	CON	W	1	200	23	53	.434	3	16	.188	17	22	.773	10	23	33	19	20	7	17	4	66
Jy15	@NY	W	1	200	24	56	.429	5	15	.333	16	21	.762	12	24	36	13	17	6	15	4	69
Jy18	@PHO	W	1	200	21	54	.389	5	14	.357	16	24	.667	8	18	26	13	21	9	16	2	63
Jy22	@CON	W	1	200	25	64	.391	9	18	.500	9	16	.563	14	28	42	14	16	3	12	8	68
Jy23	@WAS	L	1	200	18	52	.346	2	13	.154	23	25	.920	8	27	35	12	25	5	21	5	61
Jy28	SA	W	1	200	24	50	.480	3	13	.231	15	27	.556	10	19	29	18	12	15	18	3	66
Jy30	SEA	L	1	200	17	58	.293	4	16	.250	17	22	.773	9	23	32	15	15	7	18	5	55
A1	@DET	W	1	200	23	53	.434	5	14	.357	8	12	.667	4	26	30	16	27	8	25	1	59
S1	@HOU	W	1	200	26	54	.481	7	16	.438	13	17	.765	5	21	26	16	26	10	17	2	72
S3	IND	L	1	200	23	66	.348	4	16	.250	11	17	.647	11	23	34	15	22	10	16	6	61
S8	CHA	L	1	200	24	62	.387	3	16	.188	17	26	.654	11	15	26	18	23	8	13	4	68
S10	SEA	W	1	200	24	52	.462	6	16	.375	10	18	.556	8	19	27	16	15	11	26	9	64
S11	@CHA	L	1	200	20	51	.392	4	14	.286	6	12	.500	13	17	30	15	23	10	25	4	50
S14	@HOU	L	1	200	26	62	.419	3	14	.214	4	9	.444	13	16	29	20	15	9	18	3	59
S17	@LA	W	1	200	27	65	.415	8	15	.533	16	20	.800	6	30	36	21	17	4	15	2	78
S19	@SAC	L	1	200	23	54	.426	6	12	.500	11	18	.611	10	16	26	14	21	10	23	5	63
Season Totals	34	6850	767	1900	.404	177	542	.327	454	640	.709	332	724	1056	526	660	257	613	139	2165		
Season Averages		201.5	22.6	55.9		5.2	15.9		13.4	18.8		9.8	21.3	31.1	15.5	19.4	7.6	18.0	4.1	63.7		

Date	Opponent	W/L	G	Field Goals			3-Point FG			Free Throws			Rebounds			PF	STL	TO	BLK	PTS		
				FG	FGA	PCT	FG	FGA	PCT	FT	FTA	PCT	OFF	DEF	TOT						AST	
Jy23	@WAS	L	1	200	21	60	.350	0	2	.000	23	35	.657	14	20	34	8	22	9	13	3	65
Jy28	SA	W	1	200	23	52	.442	2	6	.333	5	6	.833	4	19	23	13	26	7	20	1	53
Jy30	SEA	L	1	200	27	61	.443	4	11	.364	12	14	.857	6	30	36	18	23	11	15	5	70
A1	@DET	W	1	200	22	59	.373	0	4	.000	14	26	.538	11	21	32	16	21	8	17	2	58
S1	@HOU	W	1	200	19	51	.373	0	5	.000	26	31	.839	8	25	33	12	19	7	15	1	64
S3	IND	L	1	200	22	51	.431	3	7	.429	22	28	.786	9	30	39	18	18	9	23	6	69
S8	CHA	L	1	200	25	46	.543	4	14	.286	18	28	.643	3	24	27	18	24	6	17	3	72
S10	SEA	W	1	200	24	61	.393	2	12	.167	11	12	.917	10	18	28	17	25	16	21	4	61
S11	@CHA	L	1	200	22	47	.468	5	11	.455	11	20	.550	6	16	22	15	17	13	17	4	60
S14	@HOU	L	1	200	27	60	.450	4	10	.400	12	16	.750	11	20	31	12	10	9	14	4	70
S17	@LA	W	1	200	26	69	.377	2	10	.200	12	14	.857	9	24	33	22	20	10	12	2	66
S19	@SAC	L	1	200	25	54	.463	1	6	.167	21	25	.840	10	19	29	16	18	12	18	2	72
Season Totals	34	6850	804	1972	.408	92	330	.279	490	669	.732	323	713	1036	508	676	333	502	133	2190		
Season Averages		201.5	23.6	58.0		2.7	9.7		14.4	19.7		9.5	21.0	30.5	14.9	19.9	9.8	14.8	3.9	64.4		

### 2004 Final Statistics

PLAYER	G	GS	Field Goals			3-Point FG			Free Throws			Rebounds			PF	DQ	STL	TO	BLK	PTS	AVG		
			FG	FGA	PCT	FG	FGA	PCT	FT	FTA	PCT	OFF	DEF	TOT								AST	
Smith	23	23	800	137	318	.431	60	139	.432	98	109	.899	17	67	84	52	63	1	23	51	6	432	18.8
Ohlde	34	34	1018	136	308	.442	0	2	.000	125	177	.706	83	111	194	60	103	1	16	74	45	397	11.7
Williams	34	33	978	102	189	.540	1	4	.250	49	87	.563	82	123	205	38	65	0	39	66	5	254	7.5
Abrosimova	22	11	462	49	139	.353	20	53	.377	28	46	.609	17	57	74	45	42	0	30	43	2	146	6.6
Edwards	34	34	697	74	200	.370	25	85	.294	21	30	.700	29	61	90	79	37	0	47	93	8	194	5.7
Hayden	29	1	350	66	159	.415	0	0	---	21	38	.553	23	61	84	7	65	0	7	34	29	153	5.3
Darling	33	22	707	43	130	.331	12	55	.218	42	63	.667	11	56	67	115	83	0	30	74	4	140	4.2
Lassiter	33	12	563	47	135	.348	27	89	.303	6	9	.667	15	65	80	37	74	0	21	40	22	127	3.8
Lovelace-Tolbert	34	0	388	49	122	.402	3	17	.176	20	24	.833	25	41	66	20	47	0	18	45	9	121	3.6
Jacobs	32	0	391	31	100	.310	19	60	.317	20	22	.909	3	33	36	47	36	0	13	45	0	101	3.2
Van Corp	8	0	66	9	19	.474	0	1	.000	4	8	.500	6	7	13	1	8	0	0	7	1	22	2.8
Butts	30	0	423	24	80	.300	10	37	.270	18	25	.720	21	41	62	25	37	1	13	23	7	76	2.5
Slaughter	3	0	7	0	1	.000	0	0	---	2	2	1.000	0	1	1	0	0	0	0	0	1	2	0.7
LYNX	34		6850	767	1900	.404	177	542	.327	454	640	.709	332	724	1056	526	660	3	257	613	139	2165	63.7
OPPONENTS	34		6850	804	1972	.408	92	330	.279	490	669	.732	323	713	1036	508	676	10	333	502	133	2190	64.4

### 2004 DEFENSIVE GAME BY GAME STATISTICS

Date	Opponent	W/L	G	Field Goals			3-Point FG			Free Throws			Rebounds			PF	STL	TO	BLK	PTS
				FG	FGA</															




# 2012 MINNESOTA LYNX MEDIA GUIDE

2011 WNBA CHAMPIONS



## TEAM ROSTER 2003



No.	Player	Pos	Ht	Wt	Birthdate	College	Yrs
25	Svetlana Abrosimova	F	6-2	169	07/09/80	Connecticut '01	2
40	Jordan Adams	C	6-3	180	05/24/81	New Mexico '03	R
33	Janell Burse	C	6-5	199	05/19/79	Tulane '01	2
4	Teresa Edwards	G	5-11	155	07/19/64	Georgia '86	R
32	Shaunzinski Gortman	G	6-1	156	12/07/79	South Carolina '02	1
8	Kristi Harrower	G	5-4	139	03/04/75	Australia	4
55	Sheri Sam	F	6-0	160	05/05/74	Vanderbilt '96	4
23	Georgia Schweitzer	G	6-0	160	01/31/79	Duke '01	2
30	Katie Smith	G	5-11	167	06/04/74	Ohio State '96	4
31	Michele Van Gorp	C	6-6	178	05/10/77	Duke '99	4
20	Tamika Williams	F	6-2	205	04/12/80	Connecticut '02	1

**Head Coach:** Suzie McConnell Serio (Penn State)

**Assistant Coaches:** Nancy Darsch (Springfield College), Carolyn Jenkins (California-Berkeley)

### 2003 Starting Lineups

Game #	Forward	Forward	Center	Guard	Guard	Rec
1-19	Sam	Abrosimova	Williams	Edwards	Smith	10-9
20	Sam	Williams	Van Gorp	Edwards	Smith	1-0
21-28	Sam	Williams	Burse	Edwards	Smith	4-4
29-34	Abrosimova	Williams	Burse	Edwards	Smith	3-3

### 2003 Day-By-Day

Date	Opp	Result	Hm	Rd	Total	Hi Scoring	Hi Rebounds	Hi Assists	Opponent	Att
May 24	SAC	W 72-71	1-0	0-0	1-0	Abrosimova-23	Williams-8	Smith-6	Smith-24	10,967
May 28	LA	L 80-83	1-1	0-0	1-1	Smith-19	Williams-8	Harrower-6	Leslie-28	5,423
May 30	@San	W 75-65	1-1	1-0	2-1	Smith-21	3 Tied-7	Abrosimova-9	Dydek-20	8,845
Jun 1	HOU	W 68-64 (OT)	2-1	1-0	3-1	Sam-14	Abrosimova-7	Harrower-4	Cooper-22	6,366
Jun 6	NY	L 60-70	2-2	1-0	3-2	Smith-12	Smith-6	Harrower-4	Hammon-33	5,421
Jun 10	@LA	L 75-76	2-2	1-1	3-3	Abrosimova-20	Sam-6	Edwards-6	Leslie-19	7,844
Jun 12	@Sac	L 55-68	2-2	1-2	3-4	Williams-15	Abrosimova-10	Abrosimova-3	Smith-17	6,011
Jun 14	@Sea	W 77-72	2-2	2-2	4-4	Smith-32	Williams-9	Edwards/Sam-4	Jackson-18	6,486
Jun 17	HOU	L 68-77	2-3	2-2	4-5	Smith-27	Williams-6	Edwards-6	Thompson-30	5,543
Jun 20	@Cha	L 72-76	2-3	2-3	4-6	Williams-16	Gortman-5	Edwards-6	Feaster-17	7,558
Jun 21	IND	W 66-58	3-3	2-3	5-6	Smith-19	Sam-9	Edwards-5	Brown-20	5,755
Jun 27	PHO	W 67-59	4-3	2-3	6-6	Smith-18	Smith-7	Edwards-6	Jackson-18	6,237
Jun 29	@Was	W 59-50	4-3	3-3	7-6	Smith-19	Van Gorp-6	Edwards-4	Sanford-10	13,684
Jul 1	@Hou	L 69-71	4-3	3-4	7-7	Abrosimova-21	Smith-6	3 Tied-3	Swoopes-19	6,848
Jul 5	CLE	L 71-79	4-4	3-4	7-8	Smith-21	3 Tied-4	Harrower-7	Jackson-30	5,240
Jul 8	SAC	W 77-59	5-4	3-4	8-8	Smith-26	Abrosimova-8	Edwards-6	Griffith-17	5,113
Jul 10	CON	W 83-75	6-4	3-4	9-8	Smith-34	Williams-12	Edwards-8	Wycoff/Palmer-17	5,444
Jul 16	SAN	W 85-78	7-4	3-4	10-8	Smith-27	Williams-12	Edwards-7	3 Tied-18	11,192
Jul 17	@Cle	L 61-70	7-4	3-5	10-9	Smith-22	Van Gorp-10	Edwards-5	Taylor-16	6,876
Jul 20	SEA	W 69-58	8-4	3-5	11-9	Smith-19	Smith-6	Sam-8	Jackson-30	6,992
Jul 23	@Con	L 70-84	8-4	3-6	11-10	Smith-20	Adams-10	Edwards/Sam-3	S. Johnson-20	7,099
Jul 25	SAN	W 81-54	9-4	3-6	12-10	Smith-23	Williams-7	Edwards/Harrower-5	Ferdinand-19	7,656
Jul 26	@Ind	W 70-65	9-4	4-6	13-10	Smith-21	Burse-9	Edwards-8	Catchings-20	9,191
Jul 29	@Hou	L 58-73	9-4	4-7	13-11	Sam-16	Burse-9	Edwards-5	Arcaïn-20	7,179
Aug 2	SEA	W 73-71	10-4	4-7	14-11	Burse-20	Burse-12	Edwards-8	Bird-17	6,555
Aug 4	PHO	W 61-56	11-4	4-7	15-11	Sam-18	Sam-7	3 Tied-3	Jackson/Harrison-14	5,223
Aug 6	@Pho	L 49-56	11-4	4-8	15-12	Williams-12	Burse-9	Edwards-4	DeForge-15	8,282
Aug 8	@Sea	L 65-68	11-4	4-9	15-13	Smith-20	Williams-12	3 Tied-1	Jackson-16	8,494
Aug 9	@Sac	W 77-73	11-4	5-9	16-13	Smith-27	Abrosimova/Edwards-6	Edwards-7	Walker-18	10,209
Aug 14	LA	L 83-87	11-5	5-9	16-14	Abrosimova-15	Burse-7	Smith-6	Milton-21	8,379
Aug 16	@San	W 73-64	11-5	6-9	17-14	Smith-17	Abrosimova-10	Edwards-7	Goodson-20	11,890
Aug 20	@Pho	W 69-66	11-5	7-9	18-14	Burse/Smith-16	Williams-7	Edwards/Smith-4	DeForge-18	9,757
Aug 21	@Los	L 65-88	11-5	7-10	18-15	Abrosimova-15	Abrosimova-5	Harrower-6	Teasley-17	8,784
Aug 23	DET	L 77-86 (OT)	11-6	7-10	18-16	Smith-19	Williams-8	Williams-5	Holland-Corn-19	12,747

### 2003 Season Summary

OVERALL	RECORD	HOME	ROAD	OT	TEAM WINNING & LOSING STREAKS:
OVERALL	18-16	11-6	7-10	1-1	OVERALL
EASTERN	4-6	2-3	2-3	0-1	Loss-2
WESTERN	14-10	9-3	5-7	1-0	Win-3
					Loss-3
					Long: Win: 08/20 @ PHO 69-66
					Last: Loss: 08/23 vs. DET 77-86
					Win: 08/04 vs. PHO 61-56
					Loss: 08/23 vs. DET 77-86
					Win: 08/20 @ PHO 69-66
					Loss: 08/21 @ LA 65-88

MONTH	W/L	OFFENSE	vs. OPP	HOME ATTENDANCE
May	2-1	70+ 11-7	.500+ 10-11	17 Games
June	5-5	70< 7-9	.500< 8-5	120,253 Total
July	6-5	DEFENSE		7,074 Average
Aug.	5-5	70+ 6-13		12,747 High
		70< 12-3		

MARGINS	1	2	3	4	5	6	7	8	9	10	11	12	13	14	15	16	17	18	19	20	21	22	23	24	25	26	27	28	29	30+
WON BY:	1	1	1	2	3	1	3	2	1	1								1												
LOST BY:	1	1	2	2		1	1	3	1				1	1	1								1							

At Start Of:	OVERALL	HOME	ROAD	FG%	OVERALL	HOME	ROAD
2nd Half	Ahead: 11-5	7-2	4-3	-44%	5-12	3-4	2-8
	Behind: 6-10	4-4	2-6	45-49%	8-1	4-1	4-0
	Tied: 1-1	0-0	1-1	50-54%	5-3	4-1	1-2
				55-59%	0-0	0-0	0-0
				+60%	0-0	0-0	0-0





# 2012 MINNESOTA LYNX MEDIA GUIDE

## TEAM STATISTICS

2011 WNBA CHAMPIONS



### 2003 OFFENSIVE GAME BY GAME STATISTICS

Date	Opponent	W/L	G	MIN	Field Goals			3-Point FG			Free Throws			Rebounds			PF	STL	TO	BLK	PTS		
					FG	FGA	PCT	FG	FGA	PCT	FT	FTA	PCT	OFF	DEF	TOT						AST	
Jy26	@IND	W	1	200	21	66	.318	3	22	.136	20	27	.741	12	18	30	13	21	11	12	3	65	
Jy29	@HOU	L	1	200	26	62	.419	6	15	.400	15	19	.789	6	27	33	17	10	8	11	3	73	
M24	SAC	W	1	200	26	51	.510	6	13	.462	14	22	.636	6	26	32	18	15	8	21	5	72	
M28	LA	L	1	200	28	64	.438	10	29	.345	14	17	.824	8	18	26	23	18	8	14	1	80	
M30	@SA	W	1	200	28	72	.389	4	15	.267	15	21	.714	14	21	35	18	13	11	9	1	75	
Jn1	HOU	W	1	225	24	62	.387	6	20	.300	14	18	.778	13	18	31	17	21	12	17	4	68	
Jn6	NY	L	1	200	24	60	.400	4	24	.167	8	14	.571	13	12	25	18	13	5	13	0	60	
Jn10	@LA	L	1	200	30	56	.536	4	10	.400	11	19	.579	7	18	25	23	15	7	12	5	75	
Jn12	@SAC	L	1	200	20	55	.364	2	10	.200	13	21	.619	12	17	29	10	21	3	20	1	55	
Jn14	@SEA	W	1	200	30	63	.476	9	17	.529	8	14	.571	13	20	33	14	11	3	8	2	77	
Jn17	HOU	L	1	200	26	58	.448	4	18	.222	12	19	.632	12	13	25	18	7	9	5	68		
Jn20	@CHA	L	1	200	28	63	.444	5	16	.313	11	17	.647	14	13	27	16	23	12	15	0	72	
Jn21	IND	W	1	200	21	61	.344	3	14	.214	21	28	.750	15	22	37	14	17	9	15	3	66	
Jn27	PHO	W	1	200	26	51	.510	8	16	.500	7	9	.778	8	23	31	20	15	11	27	4	67	
Jn29	@WAS	W	1	200	23	50	.460	5	15	.333	8	12	.667	7	27	34	12	16	7	20	8	59	
Jy1	@HOU	L	1	200	24	45	.533	4	14	.286	17	21	.810	4	21	25	13	16	2	14	0	69	
Jy5	CLE	L	1	200	24	48	.500	5	11	.455	18	21	.857	5	19	24	21	25	3	19	2	71	
Jy8	SAC	W	1	200	28	64	.438	8	16	.500	13	16	.813	12	23	35	21	16	14	12	4	77	
Jy10	CON	W	1	200	32	59	.542	6	15	.400	13	22	.591	9	24	33	23	18	7	13	0	83	
Jy16	SA	W	1	200	30	63	.476	9	16	.563	16	23	.696	11	29	40	21	18	6	16	5	85	
Jy17	@CLE	L	1	200	23	56	.411	3	11	.273	12	13	.923	11	19	30	14	28	5	22	5	61	
Jy20	SEA	W	1	200	23	42	.548	5	11	.455	18	26	.692	5	22	27	15	19	8	18	3	69	
Jy23	@CON	L	1	200	25	71	.352	9	28	.321	11	13	.846	19	22	41	13	17	7	16	2	70	
Jy25	SA	W	1	200	32	68	.471	6	15	.400	11	13	.846	16	19	35	21	13	13	13	2	81	
Jy26	@IND	W	1	200	25	52	.481	7	15	.467	13	15	.867	6	29	35	16	23	2	19	8	70	
Jy29	@HOU	L	1	200	23	58	.397	6	16	.375	6	8	.750	9	24	33	14	20	7	20	2	58	
A2	SEA	W	1	200	29	62	.468	5	17	.294	10	16	.625	14	22	36	23	16	6	17	6	73	
A4	PHO	W	1	200	19	41	.463	3	10	.300	20	20	1.000	8	25	33	15	16	7	22	2	61	
A6	@PHO	L	1	200	19	53	.358	5	15	.333	6	9	.667	6	24	30	16	20	4	20	4	49	
A8	@SEA	L	1	200	26	62	.419	1	9	.111	12	18	.667	15	21	36	3	17	6	15	0	65	
A9	@SAC	W	1	200	22	44	.500	3	12	.250	30	45	.667	6	23	29	15	30	7	17	3	77	
A14	LA	L	1	200	28	57	.491	11	21	.524	16	21	.762	7	21	28	21	21	5	21	1	83	
A16	@SA	W	1	200	27	66	.409	4	12	.333	15	21	.714	16	23	39	19	21	5	14	2	73	
A20	@PHO	W	1	200	26	55	.473	3	9	.333	14	16	.875	14	21	35	16	17	6	17	5	69	
A21	@LA	L	1	200	26	69	.377	3	15	.200	10	14	.714	11	15	26	20	21	8	13	0	65	
A23	DET	L	1	225	30	77	.390	4	19	.211	13	22	.591	15	24	39	19	26	11	20	6	77	
<b>Season Totals</b>			<b>34</b>	<b>6850</b>	<b>875</b>	<b>1978</b>	<b>.442</b>	<b>180</b>	<b>524</b>	<b>.344</b>	<b>450</b>	<b>624</b>	<b>.721</b>	<b>361</b>	<b>718</b>	<b>1079</b>	<b>580</b>	<b>634</b>	<b>6</b>	<b>242</b>	<b>558</b>	<b>101</b>	<b>2380</b>
<b>Season Averages</b>				<b>201.5</b>	<b>25.7</b>	<b>58.2</b>	<b>5.3</b>	<b>15.4</b>	<b>13.2</b>	<b>18.4</b>	<b>10.6</b>	<b>21.1</b>	<b>31.7</b>	<b>17.1</b>	<b>18.6</b>	<b>7.1</b>	<b>16.4</b>	<b>3.0</b>	<b>70.0</b>				

### 2003 DEFENSIVE GAME BY GAME STATISTICS

Date	Opponent	W/L	G	MIN	Field Goals			3-Point FG			Free Throws			Rebounds			PF	STL	TO	BLK	PTS	
					FG	FGA	PCT	FG	FGA	PCT	FT	FTA	PCT	OFF	DEF	TOT						AST
M24	SAC	W	1	200	32	71	.451	5	14	.357	2	7	.286	11	17	28	27	20	11	12	2	71
M28	LA	L	1	200	29	62	.468	5	15	.333	20	20	1.000	10	22	32	16	21	4	16	2	83
M30	@SA	W	1	200	26	64	.406	2	7	.286	11	18	.611	14	24	38	13	22	5	16	4	65
Jn1	HOU	W	1	225	21	58	.362	4	12	.333	18	19	.947	9	21	30	11	22	8	20	3	64
Jn6	NY	L	1	200	29	53	.547	8	19	.421	4	5	.800	9	22	31	23	18	5	18	3	70
Jn10	@LA	L	1	200	31	62	.500	4	10	.400	10	14	.714	9	18	27	21	21	6	13	4	76
Jn12	@SAC	L	1	200	25	59	.424	5	16	.313	13	19	.684	9	19	28	16	20	9	13	6	68
Jn14	@SEA	W	1	200	30	62	.484	5	13	.385	7	9	.778	9	17	26	16	18	3	7	4	72
Jn17	HOU	L	1	200	26	49	.531	5	7	.714	20	23	.870	8	20	28	20	21	6	16	4	77
Jn20	@CHA	L	1	200	25	44	.568	5	10	.500	21	29	.724	8	15	23	14	17	9	21	1	76
Jn21	IND	W	1	200	23	61	.377	3	13	.231	9	16	.563	12	22	34	11	23	9	16	5	58
Jn27	PHO	W	1	200	23	61	.377	5	17	.294	8	11	.727	7	11	18	12	17	18	16	4	59
Jn29	@WAS	W	1	200	21	62	.339	3	16	.188	5	7	.714	10	18	28	12	16	6	14	2	50
Jy1	@HOU	L	1	200	29	67	.433	3	13	.231	10	12	.833	11	16	27	13	17	4	6	4	71
Jy5	CLE	L	1	200	28	55	.509	5	12	.417	18	27	.667	9	16	25	19	24	11	12	3	79
Jy8	SAC	W	1	200	22	56	.393	3	14	.214	12	19	.632	10	21	31	13	17	8	18	2	59
Jy10	CON	W	1	200	27	68	.397	9	20	.450	12	16	.750	12	19	31	19	19	9	14	1	75
Jy16	SA	W	1	200	29	67	.433	2	7	.286	18	22	.818	7	19	26	19	16	5	10	7	78
Jy17	@CLE	L	1	200	20	60	.333	5	16	.313	25	32	.781	15	17	32	12	18	9	15	4	70
Jy20	SEA	W	1	200	20	56	.357	3	13	.231	15	17	.882	8	15	23	15	24	6	15	2	58
Jy23	@CON	L	1	200	29	61	.475	4	12	.333	22	26	.846	8	25	33	14	16	11	9	3	84
Jy25	SA	W	1	200	23	60	.383	2	10	.200	6	8	.750	10	17	27	15</					



# 2012 MINNESOTA LYNX MEDIA GUIDE

2011 WNBA CHAMPIONS



## TEAM ROSTER 2002



No.	Player	Pos	Ht	Wt	Birthdate	College	Yrs
25	Svetlana Abrosimova	F	6-2	169	07/09/80	Connecticut '01	1
33	Janell Burse	C	6-5	199	05/19/79	Tulane '01	1
32	Shaunzinski Gortman	G	6-1	156	12/07/79	South Carolina '02	1
8	Kristi Harrower	G	5-4	139	03/04/75	Australia	3
10	Lindsey Meder	G	5-8	135	09/16/79	Iowa '02	R
21	Tamara Moore	G	5-11	167	04/11/80	Wisconsin '02	R
34	Lynn Pride	F	6-2	180	10/16/78	Kansas '00	2
23	Georgia Schweitzer	G	6-0	160	01/31/79	Duke '01	1
30	Katie Smith	G	5-11	167	06/04/74	Ohio State '96	3
3	Shanele Stires	F	5-11	208	05/21/72	Kansas St. '95	2
31	Michele Van Gorp	C	6-6	178	05/10/77	Duke '99	3
20	Tamika Williams	F	6-2	205	04/12/80	Connecticut '02	R

**Head Coach:** Heidi VanDerveer (College of Charleston)

**Assistant Coaches:** Kelly Kramer (Okla. Baptist)

### 2002 Starting Lineups

Game #	Forward	Forward	Center	Guard	Guard	Rec
1	Abrosimova	Williams	Van Gorp	Lennox	Gortman	0-1
2-4	Abrosimova	Williams	Whiting-Ray	Schweitzer	Smith	2-1
5-9	Abrosimova	Pride	Williams	Schweitzer	Smith	2-3
10-11	Abrosimova	Pride	Williams	Harrower	Smith	0-2
12	Gortman	Pride	Williams	Harrower	Smith	0-1
13-14	Abrosimova	Williams	Burse	Moore	Smith	2-0
15, 17-21	Abrosimova	Pride	Williams	Moore	Smith	0-6
16	Abrosimova	Pride	Van Gorp	Moore	Smith	0-1
22-27, 29	Abrosimova	Williams	Van Gorp	Moore	Smith	3-4
28	Schweitzer	Williams	Van Gorp	Moore	Smith	1-0
30-32	Smith	Williams	Van Gorp	Harrower	Moore	0-3

### 2002 Day-By-Day

Date	Opp	Result	Hm	Rd	Total	Hi Scoring	Hi Rebounds	Hi Assists	Opponent	Att
May 25	UTA	L 75-79 (OT)	0-1	0-0	0-1	Abrosimova-26	Williams-11	Abros./Williams-4	Goodson-20	11,481
May 28	@MIA	W 66-63	0-1	1-0	1-1	Abrosimova-21	Williams-7	Lennox-5	Moore-22	9,130
Jun 1	@SAC	W 63-61	0-1	2-0	2-1	Smith-23	Williams-7	Schweitzer-4	Smith-18	17,317
Jun 4	@SEA	L 68-78 (OT)	0-1	2-1	2-2	Abrosimova-16	Abros./Williams-6	Abros./Schweitzer-4	Bird-27	4,318
Jun 8	LA	L 72-76	0-2	2-1	2-3	Abrosimova-23	Abros./Williams-6	Schweitzer-4	Mabika-21	6,448
Jun 11	SAC	W 72-63	1-2	2-1	3-3	Smith-22	Pride/Williams-7	Smith-5	Holland-Corn-17	5,373
Jun 13	POR	W 60-46	2-2	2-1	4-3	Smith-17	Abrosimova-13	Williams-4	Walker-10	11,217
Jun 15	@HOU	L 50-51	2-2	2-2	4-4	Abros./Williams-17	Pride/Williams-7	Pride-3	Gibson-13	8,774
Jun 18	@POR	L 51-59	2-2	2-3	4-5	Smith-13	Abros./Williams-7	Smith-3	Jackson-14	6,556
Jun 21	@LA	L 64-73	2-2	2-4	4-6	Smith-27	Williams-9	Harrower-6	Leslie-23	9,112
Jun 23	@PHO	L 61-70	2-2	2-5	4-7	Williams-19	Williams-12	Moore/Harrower-3	Harrison-14	7,623
Jun 25	HOU	L 55-73	2-3	2-5	4-8	Moore-16	Williams-8	Moore-5	Thompson/Swoopes-18	6,111
Jun 29	ORL	W 67-59	3-3	2-5	5-8	Smith-25	Abrosimova-10	Moore/Harrower-5	Douglas-16	5,565
Jul 1	DET	W 85-80 (OT)	4-3	2-5	6-8	Smith-28	Williams-11	Moore-7	Cash-16	5,482
Jul 3	WAS	L 63-64	4-4	2-5	6-9	Smith-18	Moore-7	3 Tied-3	C.Miller-22	5,197
Jul 5	@UTA	L 56-87	4-4	2-6	6-10	Gortman-14	Pride-8	Moore-4	Williams/Ferdinand-14	7,165
Jul 10	POR	L 72-75	4-5	2-6	6-11	Smith-21	Abros./Williams-9	Pride-3	Walker-21	12,108
Jul 12	@DET	L 69-72	4-5	2-7	6-12	Smith-27	Williams-7	Abros./Harrower-4	Cash-18	8,437
Jul 13	@CHA	L 60-63	4-5	2-8	6-13	Abrosimova-17	Pride-7	Pride-5	Sutton-Brown-13	5,619
Jul 17	CLE	L 48-58	4-6	2-8	6-14	Moore-14	Williams-8	Moore-6	Wauters-14	5,087
Jul 19	MIA	L 58-61	4-7	2-8	6-15	Smith-12	VanGorp-6	Moore-6	Brondello/Sam-11	5,370
Jul 24	UTA	W 70-62	5-7	2-8	7-15	Smith-20	Abrosimova-12	Moore-6	Azzi/Ferdinand-13	7,326
Jul 26	@IND	L 63-73	5-7	2-9	7-16	Moore-19	Abrosimova-11	Pride-4	Catchings-23	8,973
Jul 28	@SAC	L 56-66	5-7	2-10	7-17	Smith-19	Moore-7	Moore-3	Griffith/Smith-21	6,778
Jul 29	@PHO	L 45-57	5-7	2-11	7-18	Abrosimova-13	VanGorp-8	Smith-4	Saunders/Williams-12	9,177
Jul 31	@SEA	L 63-75	5-7	2-12	7-19	Smith-13	3 Tied-6	Moore-4	Bird-22	9,686
Aug 2	PHO	W 75-51	6-7	2-12	8-19	Smith-22	Abrosimova-6	Schweitzer/Smith-5	Gillom-12	12,544
Aug 4	SEA	W 73-60	7-7	2-12	9-19	Schweitzer/Smith-17	Williams-9	Moore/Smith-5	Jackson-19	6,777
Aug 6	@NY	W 52-49	7-7	3-12	10-19	Williams-13	Williams-7	Harrower-3	Phillips-17	14,062
Aug 9	CHA	L 62-68	7-8	3-12	10-20	Smith-24	Williams-8	Harrower-5	Miller-15	7,202
Aug 11	LA	L 58-69	7-9	3-12	10-21	Schweitzer/Smith-13	Williams-6	Smith-6	Mabika-16	11,822
Aug 13	@HOU	L 51-63	7-9	3-13	10-22	Moore-11	Williams-8	Smith-4	Williams-15	11,618

### 2002 Season Summary

OVERALL	RECORD	HOME	ROAD	OT	TEAM WINNING & LOSING STREAKS:
OVERALL	10-22	7-9	3-13	1-2	OVERALL
EASTERN	4-7	2-4	2-3	1-0	Loss-3
WESTERN	6-15	5-5	1-10	0-2	Win-3
					Loss-7
					Long: Win: 08/06 @ NY 52-49
					Last: Loss: 08/13 @ HOU 51-63
					HOME
					Loss-2
					Win-3
					Loss-4
					Win: 08/04 vs. SEA 73-60
					Loss: 08/11 vs. LA 58-69
					ROAD
					Loss-1
					Win-2
					Loss-12
					Win: 08/06 @ NY 52-49
					Loss: 08/13 @ HOU 51-63

MONTH	W/L	OFFENSE	vs. OPP	HOME ATTENDANCE
May	1-1	70+ 5-3	.500+ 4-14	16 Games
June	4-7	70+ 5-19	.500+ 4-7	125,110 Total
July	2-11	DEFENSE		7,810 Average
Aug.	3-3	70+ 1-11		12,544 High
		70< 9-11		

MARGINS WON BY:	1	2	3	4	5	6	7	8	9	10	11	12	13	14	15	16	17	18	19	20	21	22	23	24	25	26	27	28	29	30+
WON BY:	1	2	1	1	2	1	2	1																						
LOST BY:		2	4	2		1	1	2	4	1	3		1	1					1						1					1

At Start Of:	OVERALL	HOME	ROAD	FG%	OVERALL	HOME	ROAD
2nd Half	6-6	5-2	1-4	-44%	5-17	3-7	2-10
Ahead:	4-15	2-7	2-8	45-49%	3-4	3-1	0-3
Behind:	0-1	0-0	0-1	50-54%	1-1	1-1	0-0
Tied:				55-59%	1-0	0-0	1-0
				+60%	0-0	0-0	0-0





# 2012 MINNESOTA LYNX MEDIA GUIDE

2011 WNBA CHAMPIONS



## TEAM STATISTICS

### 2002 OFFENSIVE GAME BY GAME STATISTICS

Date	Opponent	W/L	G	Field Goals			3-Point FG			Free Throws			Rebounds				PF	STL	TO	BLK	PTS		
				FG	FGA	PCT	FG	FGA	PCT	FT	FTA	PCT	OFF	DEF	TOT	AST							
M25	UTA	L	1	225	25	76	.329	6	22	.273	19	32	.594	22	19	41	14	31	12	17	4	75	
M28	@MIA	W	1	200	20	36	.556	6	10	.600	20	27	.741	5	19	24	13	24	4	23	0	66	
Jn1	@SAC	W	1	200	23	57	.404	5	11	.455	12	22	.545	5	22	27	15	21	7	13	2	63	
Jn4	@SEA	L	1	225	27	61	.443	5	11	.455	9	16	.563	9	20	29	16	27	10	20	4	68	
Jn8	LA	L	1	200	25	59	.424	6	23	.261	16	31	.516	8	22	30	17	19	7	12	3	72	
Jn11	SAC	W	1	200	24	53	.453	5	11	.455	19	24	.792	5	24	29	14	17	7	18	5	72	
Jn13	POR	W	1	200	26	61	.426	2	12	.167	6	15	.400	16	24	40	18	17	6	11	2	60	
Jn15	@HOU	L	1	200	19	54	.352	6	15	.400	6	8	.750	7	21	28	10	15	14	14	4	50	
Jn18	@POR	L	1	200	19	50	.380	5	13	.385	8	20	.400	9	18	27	10	15	9	13	7	51	
Jn21	@LA	L	1	200	23	57	.404	8	21	.381	10	15	.667	7	23	30	15	27	6	18	2	64	
Jn23	@PHO	L	1	200	21	56	.375	5	14	.357	14	26	.538	14	20	34	14	21	10	20	2	61	
Jn25	HOU	L	1	200	18	48	.375	9	19	.474	10	11	.909	9	17	26	13	19	4	15	2	55	
Jn29	ORL	W	1	200	25	60	.417	8	15	.533	9	16	.563	15	18	33	19	15	8	17	3	67	
Jy1	DET	W	1	225	29	66	.439	6	17	.353	21	31	.677	9	15	24	20	17	12	15	2	85	
Jy3	WAS	L	1	200	24	53	.453	4	13	.308	11	19	.579	9	16	25	15	16	7	14	1	63	
Jy5	@UTA	L	1	200	19	58	.328	4	16	.250	14	20	.700	4	19	23	11	33	5	15	3	56	
Jy10	POR	L	1	200	21	40	.525	3	8	.375	27	38	.711	5	28	33	11	18	5	24	2	72	
Jy12	@DET	L	1	200	26	56	.464	5	18	.278	12	18	.667	11	20	31	15	18	5	22	3	69	
Jy13	@CHA	L	1	200	21	45	.467	6	14	.429	12	14	.857	7	17	24	15	16	10	18	5	60	
Jy17	CLE	L	1	200	20	59	.339	5	23	.217	3	6	.500	11	19	30	15	21	5	16	7	48	
Jy19	MIA	L	1	200	21	60	.350	3	19	.158	13	15	.867	11	23	34	15	12	8	13	3	58	
Jy24	UTA	W	1	200	28	61	.459	3	10	.300	11	14	.786	10	26	36	21	19	3	18	5	70	
Jy26	@IND	L	1	200	26	54	.481	7	18	.389	4	10	.400	11	21	32	17	20	6	24	3	63	
Jy28	@SAC	L	1	200	24	62	.387	5	18	.278	3	10	.300	12	14	26	12	22	5	8	1	56	
Jy29	@PHO	L	1	200	16	50	.320	2	11	.182	11	14	.786	10	26	36	11	17	8	25	5	45	
Jy31	@SEA	L	1	200	19	56	.339	3	16	.188	22	28	.786	12	19	31	10	24	9	18	4	63	
A2	PHO	W	1	200	31	57	.544	8	14	.571	5	9	.556	10	21	31	20	15	7	15	9	75	
A4	SEA	W	1	200	29	61	.475	6	15	.400	9	14	.643	13	24	37	17	17	5	14	2	73	
A6	@NY	W	1	200	15	47	.319	4	17	.235	18	19	.947	9	20	29	8	16	9	17	1	52	
A9	CHA	L	1	200	22	56	.393	4	19	.211	14	16	.875	9	16	25	17	19	3	13	2	62	
A11	LA	L	1	200	21	52	.404	7	16	.438	9	10	.900	7	16	23	15	9	3	11	2	58	
A13	@HOU	L	1	200	20	54	.370	5	21	.238	6	10	.600	8	23	31	13	20	7	18	2	51	
Season Totals				<b>32</b>	<b>6475</b>	<b>727</b>	<b>1775</b>	<b>410</b>	<b>166</b>	<b>500</b>	<b>332</b>	<b>383</b>	<b>578</b>	<b>663</b>	<b>309</b>	<b>650</b>	<b>959</b>	<b>466</b>	<b>617</b>	<b>226</b>	<b>529</b>	<b>102</b>	<b>2003</b>
Season Averages					<b>202.3</b>	<b>22.7</b>	<b>55.5</b>	<b>5.2</b>	<b>15.6</b>	<b>12.0</b>	<b>18.1</b>	<b>9.7</b>	<b>30.0</b>	<b>14.6</b>	<b>19.3</b>	<b>7.1</b>	<b>16.5</b>	<b>3.2</b>	<b>62.6</b>				

### 2002 DEFENSIVE GAME BY GAME STATISTICS

Date	Opponent	W/L	G	Field Goals			3-Point FG			Free Throws			Rebounds				PF	STL	TO	BLK	PTS	
				FG	FGA	Pct	FG	FGA	Pct	FT	FTA	Pct	OFF	DEF	TOT	AST						
M25	UTA	L	1	225	25	52	.481	4	8	.500	25	35	.714	9	25	34	16	27	8	28	5	79
M28	@MIA	W	1	200	22	59	.373	3	18	.167	16	26	.615	13	8	21	15	28	13	10	2	63
Jn1	@SAC	W	1	200	23	58	.397	1	5	.200	14	19	.737	8	24	32	17	20	4	16	9	61
Jn4	@SEA	L	1	225	26	62	.419	3	12	.250	23	25	.920	10	22	32	17	20	10	15	1	78
Jn8	LA	L	1	200	27	60	.450	5	16	.313	17	24	.708	9	24	33	17	26	5	13	2	76
Jn11	SAC	W	1	200	19	59	.322	5	11	.455	20	24	.833	12	21	33	15	26	9	17	2	63
Jn13	POR	W	1	200	16	57	.281	4	19	.211	10	15	.667	9	20	29	10	18	7	11	5	46
Jn15	@HOU	L	1	200	19	51	.373	5	14	.357	8	12	.667	10	22	32	16	7	8	17	4	51
Jn18	@POR	L	1	200	22	60	.367	6	13	.462	9	15	.600	13	23	36	15	19	7	18	3	59
Jn21	@LA	L	1	200	24	63	.381	4	15	.267	21	27	.778	10	21	31	14	18	10	12	2	73
Jn23	@PHO	L	1	200	25	50	.500	2	4	.500	18	22	.818	4	19	23	13	21	10	18	4	70
Jn25	HOU	L	1	200	24	54	.444	7	12	.583	18	23	.783	12	14	26	18	10	7	4	73	
Jn29	ORL	W	1	200	22	58	.379	6	17	.353	9	11	.818	12	17	29	13	20	6	18	5	59
Jy1	DET	W	1	225	30	57	.526	2	6	.333	18	20	.900	13	25	38	22	26	6	27	2	80
Jy3	WAS	L	1	200	24	55	.436	7	17	.412	9	11	.818	11	20	31	19	19	8	16	5	64
Jy5	@UTA	L	1	200	28	55	.509	3	8	.375	28	36	.778	7	25	32	18	24	4	13	6	87
Jy10	POR	L	1	200	27	64	.422	4	12	.333	17	20	.850	8	17	25	17	29	12	11	1	75
Jy12	@DET	L	1	200	24	56	.429	4	10	.400	20	22	.909	7	15	22	17	14	13	15	4	72
Jy13	@CHA	L	1	200	21	50	.420	8	20	.400	13	18	.722	7	16	23	14	18	12	14	0	63
Jy17	CLE	L	1	200	22	59	.373	2	8	.250	12	16	.750	13	27	40	11	10	11	13	4	58
Jy19	MIA	L	1	200	25	56	.446	5	12	.417	6	8	.750	7	20	27	17	16	7	13	2	61
Jy24	UTA	W	1	200	23	67	.343	3	11	.273	13	19	.684	13	13	26	13	19	7	11	4	62
Jy26	@IND	L	1	200	25	53	.472	6	15	.400	17	24	.708	4	13	17	16	16	12	5	73	
Jy28	@SAC	L	1	200	23	53	.434	5	12	.417	15	20	.750	11	23	34	12	12	5	13	5	66
Jy29	@PHO	L	1	200	21	58	.362	2	7	.286	13	16	.813	11	17	28	15	13	11	15	5	57
Jy31	@SEA	L	1	200	25	60	.417	7	21	.333	18	24	.750	11	23	34	15	21	8	17	7	75
A2	PHO	W	1	200	21	59	.356	2	9	.222	7	9	.778	10	12	22	15	16	7	15	2	51
A4	SEA	W	1	200	22	54	.407	4	15	.267	12	14	.857	6	16	22	17	21	9	8	8	60
A6	@NY	W	1	200	19	52	.365	2	9	.222	9	13	.692	9	17	26	13	20	9	16	1	49

Date	Opponent	W/L	G	Field Goals			3-Point FG			Free Throws			Rebounds				PF	STL	TO	BLK	PTS	
				FG	FGA	PCT	FG	FGA	PCT	FT	FTA	PCT	OFF	DEF	TOT	AST						
A9	CHA	L	1	200	23	48	.479	8	12	.667	14	18	.778	8	16	24	15	25	6	14	3	68
A11	LA	L	1	200	27	56	.482	7	12	.583	8	8	1.000	9	18	27	16	16	5	10	3	69
A13	@HOU	L	1	200	23	52	.442	5	9	.556	12	19	.632	6	19	25	16	15	10	12	2	63
Season Totals				<b>32</b>	<b>6475</b>	<b>747</b>	<b>1807</b>	<b>413</b>	<b>141</b>	<b>389</b>	<b>362</b>	<b>469</b>	<b>613</b>	<b>765</b>	<b>302</b>	<b>612</b>	<b>914</b>	<b>495</b>	<b>618</b>	<b>273</b>		



# 2012 MINNESOTA LYNX MEDIA GUIDE

2011 WNBA CHAMPIONS



## TEAM ROSTER 2001



No.	Player	Pos	Ht	Wt	Birthdate	College	Yrs
25	Svetlana Abrosimova	F	6-2	169	07/09/80	Connecticut '01	R
11	Erin Buescher	G	6-2	181	06/05/79	The Master's College '01	R
33	Janell Burse	C	6-5	199	05/17/79	Tulane '01	R
8	Kristi Harrower	G	5-4	139	03/04/75	Australia	2
22	Betty Lennox	G	5-8	145	12/04/76	Louisiana Tech '00	1
13	Maylana Martin	F	6-2	174	04/17/78	UCLA '00	1
7	Kate Paye	G	5-8	150	03/06/74	Stanford '95	1
34	Lynn Pride	F	6-2	180	10/16/78	Kansas '00	1
23	Georgia Schweitzer	G	6-0	160	01/31/79	Duke '01	R
30	Katie Smith	G	5-11	175	06/04/74	Ohio State '96	2
3	Shanele Stires	F	5-11	208	05/21/72	Kansas St. '95	1
31	Michele Van Gorp	C	6-6	187	05/10/77	Duke '99	2
52	Val Whiting-Raymond	F	6-2	190	02/09/72	Stanford '93	1

Head Coach: Brian Agler (Wittenberg)

Assistant Coaches: Kelly Kramer (Okla. Baptist), Heidi VanDerveer (College of Charleston)

### 2001 Starting Lineups

Game #s	Forward	Forward	Center	Guard	Guard	Rec
1	Smith	Buescher	Whiting	Paye	Lennox	1-0
2	Smith	Whiting	Martin	Harrower	Lennox	0-1
3-4	Smith	Whiting	Martin	Paye	Lennox	0-2
5-6	Stires	Pride	Whiting	Smith	Lennox	1-1
7-8	Stires	Pride	Whiting	Smith	Buescher	1-1
9-11	Abrosimova	Buescher	Whiting	Paye	Smith	2-1
12, 15	Abrosimova	Buescher	Martin	Paye	Smith	0-2
13, 16	Abrosimova	Pride	Martin	Smith	Buescher	1-1
14	Stires	Buescher	Whiting	Paye	Smith	0-1
17-20, 22	Abrosimova	Buescher	Martin	Schweitzer	Smith	1-4
21	Abrosimova	Buescher	Pride	Schweitzer	Smith	0-1
23-24	Abrosimova	Buescher	Whiting	Schweitzer	Smith	0-2
25	Abrosimova	Whiting	Van Gorp	Paye	Smith	1-0
26-30, 32	Abrosimova	Pride	Van Gorp	Paye	Smith	3-3
31	Abrosimova	Pride	Van Gorp	Smith	Lennox	1-0

### 2001 Day-By-Day

Date	Opp	Result	Hm	Rd	Total	Hi Scoring	Hi Rebounds	Hi Assists	Opponent	Att
May 31	@POR	W 82-65	0-0	1-0	1-0	Smith-31	Pride-7	Harrower-3	Stiles-17	10,315
Jun 2	PHO	L 80-89	0-1	1-0	1-1	Smith-22	Lennox-8	Paye-8	Pettis-2	10,040
Jun 9	LA	L 60-62	0-2	1-0	1-2	Smith-24	Lennox-11	Paye/Smith-4	Leslie-17	10,236
Jun 12	IND	L 60-65	0-3	1-0	1-3	Whiting/Smith-13	Whiting-Raymond-9	Harrower-4	R.Williams-15	6,351
Jun 16	@IND	L 65-67	0-3	1-1	1-4	Smith-22	Lennox-8	Paye-4	Malcolm-25	8,067
Jun 17	@DET	W 71-63	0-3	2-1	2-4	Smith-40	Lennox-10	Paye-4	Boyd-14	5,076
Jun 22	MIA	W 63-57	1-3	2-1	3-4	Smith-26	Buescher-9	Paye-6	Brondello-13	6,428
Jun 23	@UTA	L 80-87	1-3	2-2	3-5	Smith-27	Abrosimova-8	Paye-4	Starbird-21	5,938
Jun 25	@WAS	W 55-51	1-3	3-2	4-5	Smith-22	Abrosimova-10	Paye/Stires-3	Holdsklav-23	13,823
Jun 28	SEA	W 68-59	2-3	3-2	5-5	Smith-26	Abrosimova-9	Paye-8	Vodichkova-14	7,505
Jun 30	HOU	L 52-59	2-4	3-2	5-6	Smith-18	Abros./Paye-5	Paye-5	Thompson-17	8,756
Jul 1	@CLE	L 47-52	2-4	3-3	5-7	Smith-17	Buescher/Paye-6	Buescher-4	Jones-13	7,045
Jul 3	SAC	L 52-91	2-5	3-3	5-8	Smith-18	Martin/Pride-5	Buescher-4	Holland-Corn-25	5,168
Jul 6	NY	L 57-70	2-6	3-3	5-9	Martin-7	Smith-27	Paye-4	Phillips-20	7,031
Jul 8	@LA	L 95-100 (OT)	2-6	3-4	5-10	Smith-46	3 Tied-5	Smith-4	Leslie-17	7,658
Jul 10	POR	W 73-52	3-6	3-4	6-10	Smith-28	Abros./Buescher-7	Smith-4	Crawley-15	5,387
Jul 13	@NY	L 64-67	3-6	3-5	6-11	Smith-23	Martin-9	Schweitzer-4	Weatherspoon-14	15,770
Jul 14	PHO	L 67-80	3-7	3-5	6-12	Smith-27	Abrosimova-6	Paye-5	Stepanova-19	6,373
Jul 18	SEA	W 68-58	4-7	3-5	7-12	Abrosimova-21	4 Tied-5	Smith-8	Jackson-21	5,627
Jul 21	@ORL	L 49-71	4-7	3-6	7-13	Abrosimova-27	Pride-7	Smith-2	Sales-15	7,574
Jul 23	HOU	L 46-51	4-8	3-6	7-14	Abrosimova-20	Abrosimova-11	Abros./Buescher-4	Thompson-24	7,352
Jul 27	WAS	L 60-62	4-9	3-6	7-15	Smith-22	Buescher/Pride-8	Buescher-3	Holdsklav-22	8,979
Jul 28	@UTA	L 60-68 (OT)	4-9	3-7	7-16	Smith-30	Abros./Buescher-9	Abros./Smith-2	Ferdinand-17	7,808
Jul 30	@LA	L 69-78	4-9	3-8	7-17	Abrosimova-27	Abrosimova-10	3 Tied-4	Leslie-28	8,637
Aug 1	@PHO	W 68-63	4-9	4-8	8-17	Smith-36	Pride-7	Abros./Paye-4	Gillom/Stepan-15	8,927
Aug 3	CHA	L 64-72	4-10	4-8	8-18	Smith-21	Burse-5	Abrosimova-4	Staley/Stinson-16	7,494
Aug 5	SAC	W 79-76 (OT)	5-10	4-8	8-18	Abrosimova-21	Abrosimova-15	Schweitzer-6	Penicheiro-17	7,391
Aug 7	@SAC	L 59-76	5-10	4-9	9-19	Abrosimova-16	Abros./Pride-7	Abrosimova-3	Griffith-27	9,094
Aug 8	@POR	W 70-58	5-10	5-9	10-19	Smith-27	Abros./Smith-10	Paye-4	Stiles-14	8,315
Aug 10	@SEA	W 65-51	5-10	6-9	11-19	Smith-22	Abrosimova-13	Abros./Pride-4	Jackson-13	7,823
Aug 12	UTA	W 69-62	6-10	6-9	12-19	Lennox-18	Abrosimova-12	Smith-5	Williams-18	10,489
Aug 13	@HOU	L 60-74	6-10	6-10	12-20	Smith-29	Schweitzer-6	Abrosimova-3	Arcain-17	10,516

### 2001 Season Summary

RECORD	HOME	ROAD	OT	TEAM WINNING & LOSING STREAKS:
OVERALL 12-20	6-10	6-10	1-2	OVERALL Loss-1
EASTERN 3-8	1-4	2-4	0-0	HOME Win-2
WESTERN 9-12	5-6	4-6	1-2	ROAD Loss-1
				Long: Win-3
				Loss-5
				Last: Win: 08/12 vs. UTA 69-62
				Loss: 08/13 @ HOU 60-74
				Win: 08/12 vs. UTA 69-62
				Loss: 08/03 vs. CHA 64-72
				Win: 08/10 @ SEA 65-51
				Loss: 08/13 @ HOU 60-74

MONTH	W/L	OFFENSE	vs. OPP	HOME ATTENDANCE
May	1-0	70+ 5-3	500+ 6-12	16 Games
June	4-6	70< 7-17	500< 5-8	120,607 Total
July	2-11	DEFENSE		7,538 Average
Aug.	5-3	70+ 1-11		10,489 High
		70< 11-9		

MARGINS	1	2	3	4	5	6	7	8	9	10	11	12	13	14	15	16	17	18	19	20	21	22	23	24	25	26	27	28	29	30+
WON BY:	1	1	1	1	1	1	1	1	1	1	1	1	1	1	1	1	1	1	1	1	1	1	1	1	1	1	1	1	1	
LOST BY:		3	1	4	2	2	2					2	1			1													1	

At Start Of:	OVERALL	HOME	ROAD	FG%	OVERALL	HOME	ROAD
2nd Half	Ahead: 10-3	5-1	5-2	-44%	8-20	4-10	4-10
	Behind: 0-17	0-9	0-6	45-49%	3-0	1-0	2-0
	Tied: 2-0	1-0	1-0	50-54%	1-0	1-0	0-0
				55-59%	0-0	0-0	0-0
				+60%	0-0	0-0	0-0





# 2012 MINNESOTA LYNX MEDIA GUIDE

## TEAM STATISTICS

### 2011 WNBA CHAMPIONS



### 2001 OFFENSIVE GAME BY GAME STATISTICS

Date	Opponent	W/L	G	MIN	Field Goals			3-Point FG			Free Throws			Rebounds					PF	STL	TO	BLK	PTS
					FG	FGA	PCT	FG	FGA	PCT	FT	FTA	PCT	OFF	DEF	TOT	AST	TO					
M31	@POR	W	1	200	26	60	.433	10	18	.556	20	23	.870	10	19	29	11	28	6	11	4	82	
Jn2	PHO	L	1	200	23	58	.397	8	17	.471	26	31	.839	11	21	32	17	25	6	18	1	80	
Jn9	LA	L	1	200	24	64	.375	6	21	.286	6	8	.750	6	23	29	17	18	6	9	4	60	
Jn12	IND	L	1	200	22	60	.367	1	15	.067	15	22	.682	7	25	32	14	28	5	14	3	60	
Jn16	@IND	L	1	200	20	49	.408	8	22	.364	17	27	.630	10	21	31	11	26	4	18	6	65	
Jn17	@DET	W	1	200	26	55	.473	9	18	.500	10	13	.769	11	21	32	7	24	6	15	3	71	
Jn22	MIA	W	1	200	23	55	.418	5	14	.357	12	16	.750	8	23	31	15	14	5	16	5	63	
Jn23	@UTA	L	1	200	25	71	.352	8	26	.308	22	29	.759	19	16	35	13	23	12	11	3	80	
Jn25	@WAS	W	1	200	18	52	.346	6	15	.400	13	16	.813	12	26	38	13	19	8	22	6	55	
Jn28	SEA	W	1	200	22	46	.478	5	12	.417	19	25	.760	10	16	26	16	16	6	10	3	68	
Jn30	HOU	L	1	200	17	61	.279	5	26	.192	13	14	.929	9	22	31	12	22	9	14	4	52	
Jy1	@CLE	L	1	200	15	47	.319	5	18	.278	12	16	.750	8	19	27	13	19	5	13	2	47	
Jy3	SAC	L	1	200	19	59	.322	1	16	.063	13	21	.619	13	15	28	11	16	4	16	3	52	
Jy6	NY	L	1	200	14	41	.341	3	14	.214	26	34	.765	3	22	25	11	20	4	17	3	57	
Jy8	@LA	L	1	225	23	60	.383	12	22	.545	37	43	.860	5	24	29	13	31	7	15	8	95	
Jy10	POR	W	1	200	20	60	.383	10	25	.400	17	23	.739	11	21	32	20	21	7	15	2	73	
Jy13	@NY	L	1	200	23	54	.426	5	17	.294	13	19	.684	10	21	31	14	16	8	20	3	64	
Jy14	PHO	L	1	200	22	54	.407	3	17	.176	20	24	.833	10	15	25	12	26	8	22	2	67	
Jy18	SEA	W	1	200	26	52	.500	6	8	.750	10	16	.625	5	22	27	19	18	7	15	0	68	
Jy21	@ORL	L	1	200	16	63	.254	1	13	.077	16	22	.727	16	18	34	9	22	8	20	1	49	
Jy23	HOU	L	1	200	11	55	.200	1	15	.067	23	30	.767	11	20	31	11	19	8	9	5	46	
Jy27	WAS	L	1	200	19	55	.345	4	13	.308	18	22	.818	10	22	32	8	21	5	14	3	60	
Jy28	@UTA	L	1	225	15	58	.259	3	20	.150	27	34	.794	10	31	41	7	34	6	18	5	60	
Jy30	@LA	L	1	200	24	62	.387	4	21	.190	17	22	.773	11	24	35	20	16	6	13	5	69	
A1	@PHO	W	1	200	21	45	.467	9	13	.692	17	21	.810	4	21	25	14	21	5	21	4	68	
A3	CHA	L	1	200	22	57	.386	3	15	.200	17	22	.773	10	11	21	15	21	6	8	6	64	
A5	SAC	W	1	225	24	63	.381	5	11	.455	26	31	.839	14	33	47	17	21	9	22	7	79	
A7	@SAC	L	1	200	18	67	.269	6	24	.250	17	23	.739	13	22	35	11	25	4	23	4	59	
A8	@POR	W	1	200	23	52	.442	5	19	.263	19	24	.792	9	28	37	18	22	6	20	7	70	
A10	@SEA	W	1	200	22	57	.386	4	16	.250	17	21	.810	9	30	39	18	17	7	13	5	69	
A12	UTA	W	1	200	23	61	.377	9	17	.529	14	22	.636	7	21	28	19	27	11	18	5	65	
A13	@HOU	L	1	200	22	57	.386	6	14	.429	10	13	.769	6	20	26	11	19	6	17	5	60	
Season Totals			<b>32</b>	<b>6475</b>	<b>671</b>	<b>1810</b>	<b>.371</b>	<b>176</b>	<b>.552</b>	<b>.319</b>	<b>559</b>	<b>727</b>	<b>.769</b>	<b>308</b>	<b>693</b>	<b>1001</b>	<b>437</b>	<b>695</b>	<b>9</b>	<b>210</b>	<b>507</b>	<b>127</b>	<b>2077</b>
Season Averages				<b>202.3</b>	<b>21.0</b>	<b>56.6</b>	<b>5.5</b>	<b>17.3</b>	<b>17.5</b>	<b>22.7</b>	<b>9.6</b>	<b>21.7</b>	<b>31.3</b>	<b>13.7</b>	<b>21.7</b>	<b>6.6</b>	<b>15.8</b>	<b>4.0</b>	<b>64.9</b>				

### 2001 DEFENSIVE GAME BY GAME STATISTICS

Date	Opponent	W/L	G	MIN	Field Goals			3-Point FG			Free Throws			Rebounds					PF	STL	TO	BLK	PTS
					FG	FGA	PCT	FG	FGA	PCT	FT	FTA	PCT	OFF	DEF	TOT	AST	TO					
M31	@POR	W	1	200	20	60	.333	2	17	.118	23	30	.767	9	14	23	13	21	5	11	2	65	
Jn2	PHO	L	1	200	31	63	.492	7	16	.438	20	21	.952	6	20	26	22	25	9	12	5	89	
Jn9	LA	L	1	200	22	55	.400	8	20	.400	10	11	.909	5	28	33	16	18	3	14	4	62	
Jn12	IND	L	1	200	20	58	.345	2	16	.125	23	30	.767	12	24	36	13	24	4	14	4	65	
Jn16	@IND	L	1	200	22	58	.379	5	20	.250	18	24	.750	12	18	30	11	25	9	13	6	67	
Jn17	@DET	W	1	200	23	64	.359	5	16	.313	12	16	.750	12	17	29	12	16	6	10	0	63	
Jn22	MIA	W	1	200	24	66	.364	6	17	.353	3	4	.750	11	18	29	16	18	9	10	9	57	
Jn23	@UTA	L	1	200	30	55	.545	4	9	.444	23	26	.885	7	22	29	21	24	5	17	6	87	
Jn25	@WAS	W	1	200	16	61	.262	4	14	.286	15	20	.750	14	18	32	11	19	10	15	4	51	
Jn28	SEA	W	1	200	23	55	.418	4	10	.400	9	10	.900	10	14	24	15	21	4	13	3	59	
Jn30	HOU	L	1	200	20	51	.392	2	9	.222	17	22	.773	10	25	35	15	21	8	18	3	59	
Jy1	@CLE	L	1	200	21	54	.389	3	6	.500	7	8	.875	8	18	26	16	20	6	14	3	52	
Jy3	SAC	L	1	200	33	68	.485	14	21	.667	11	14	.786	13	26	39	20	20	9	14	5	91	
Jy6	NY	L	1	200	23	56	.411	8	16	.500	16	18	.889	2	20	22	19	27	10	10	2	70	
Jy8	@LA	L	1	225	35	82	.427	7	18	.389	23	28	.821	15	22	37	24	31	9	15	3	100	
Jy10	POR	W	1	200	18	53	.340	3	15	.200	13	16	.813	9	21	30	13	26	6	20	5	52	
Jy13	@NY	L	1	200	25	52	.481	5	11	.455	12	14	.857	2	17	19	19	17	12	14	3	67	
Jy14	PHO	L	1	200	29	53	.547	2	6	.333	20	25	.800	7	19	26	18	21	12	21	2	80	
Jy18	SEA	W	1	200	20	56	.357	2	15	.133	16	23	.696	11	21	32	17	22	9	13	4	58	
Jy21	@ORL	L	1	200	23	53	.434	5	18	.278	20	24	.833	9	29	38	18	24	8	22	8	71	
Jy23	HOU	L	1	200	18	60	.300	4	13	.308	11	19	.579	19	28	47	16	20	6	16	4	51	
Jy27	WAS	L	1	200	26	71	.366	4	24	.167	6	12	.500	20	19	39	18	23	5	14	2	62	
Jy28	@UTA	L	1	225	21	62	.339	2	8	.250	24	28	.857	8	28	36	10	30	6	17	1	68	
Jy30	@LA	L	1	200	30	69	.435	5	17	.294	13	16	.813	14	21	35	17	23	9	10	5	78	
A1	@PHO	W	1	200	22	61	.361	4	10	.400	15	17	.882	9	17	26	18	23	14	13	3	63	
A3	CHA	L	1	200	21	53	.396	9	21	.429	21	24	.875	10	21	31	14	23	4	12	4	72	
A5	SAC	W	1	225	31	83	.373	7	19	.368	7	9	.778	13	21	34	23	26	11	16	4	76	

Date	Opponent	W/L	G	MIN	Field Goals			3-Point FG			Free Throws			Rebounds					PF	STL	TO	BLK	PTS
					FG	FGA	PCT	FG	FGA	PCT	FT	FTA	PCT	OFF	DEF	TOT	AST	TO					
A7	@SAC	L	1	200	26	59	.441	1	8	.125	23	31	.742	15	24	39	19	28	10	20	5	76	
A8	@POR	W	1	200	20	62	.323	4	19	.211	14	18	.778	10	22	32	13	23	12	14	4	58	
A10	@SEA	W	1	200	18	62	.290	5	14	.357	10	15	.667	9	21	30	11	16	9	10	5	51	
A12	UTA	W	1	200	18	50	.360	1	9	.111	25	30	.833	6	29	35	10	28	8	25	4	62	
A13	@HOU	L	1	200	23	62	.371	9	20	.450	19	21	.905	11	26	37	13	16	12	13	4	74	
Season Totals			<b>32</b>	<b>6475</b>	<b>752</b>	<b>1927</b>	<b>.390</b>	<b>153</b>	<b>.472</b>	<b>.324</b>	<b>499</b>	<b>624</b>	<b>.800</b>	<b>328</b>	<b>688</b>	<b>1016</b>	<b>511</b>	<b>719</b>	<b>259</b>	<b>470</b>	<b>126</b>	<b>2156</b>	
Season Averages				<b>202.3</b>	<b>23.5</b>	<b>60.2&lt;/</b>																	



# 2012 MINNESOTA LYNX MEDIA GUIDE

2011 WNBA CHAMPIONS



## TEAM ROSTER 2000



No.	Player	Pos	Ht	Wt	Birthdate	College	Yrs
12	Angela Aycock	F	6-2	161	02/28/73	Kansas '95	2
25	Maria Brumfield	G	5-8	133	06/06/78	Rice '00	R
4	Grace Daley	G	5-6	147	06/26/78	Tulane '00	R
40	Keitha Dickerson	F	5-11	165	04/20/78	Texas Tech '00	R
24	Kristin Folkl	F	6-2	195	12/19/75	Stanford '98	1
22	Betty Lennox	G	5-8	145	12/04/76	Louisiana Tech '00	R
5	Andrea Lloyd Curry	C	6-2	175	09/02/65	Texas '87	1
13	Maylana Martin	F	6-2	174	04/17/78	UCLA '00	R
14	Kate Paye	G	5-8	150	03/06/74	Stanford '95	R
44	Angie Potthoff	F	6-2	197	06/12/74	Penn State '97	1
30	Katie Smith	G	5-11	175	06/04/74	Ohio State '96	1
3	Shanele Stires	F	5-11	208	05/21/72	Kansas St. '95	R
10	Sonja Tate	G	5-8	150	09/07/71	Arkansas State '93	1

**Head Coach:** Brian Agler (Wittenberg)

**Assistant Coaches:** Kelly Kramer (Okla. Baptist), Heidi VanDerveer (College of Charleston)

### 2000 Starting Lineups

Game #s	Forward	Forward	Center	Guard	Guard	Rec
1, 3-13, 17-18, 20	Smith	Dickerson	Folkl	Brumfield	Lennox	8-7
2	Smith	Lloyd Curry	Folkl	Brumfield	Lennox	0-1
14	Smith	Lloyd Curry	Folkl	Daley	Lennox	1-0
15	Smith	Martin	Folkl	Daley	Lennox	1-0
16	Smith	Dickerson	Folkl	Daley	Lennox	0-1
19	Smith	Dickerson	Folkl	Brumfield	Daley	0-1
21-32	Smith	Dickerson	Martin	Paye	Lennox	5-7

### 2000 Day-By-Day

Date	Opp	Result	Hm	Rd	Total	Hi Scoring	Hi Rebounds	Hi Assists	Opponent	Att
May 31	CLE	W 73-62	1-0	0-0	1-0	Smith-32	Smith-7	3 Tied-3	Nemcova-20	6,948
Jun 1	@UTA	L 74-83	1-0	0-1	1-1	Folkl-20	Folkl-8	Dickerson-3	Williams-18	6,488
Jun 3	LA	L 75-82	1-1	0-1	1-2	Smith-33	Lennox-10	Dickerson/Smith-3	Leslie-21	9,381
Jun 5	DET	W 88-68	2-1	0-1	2-2	Folkl-19	Folkl-12	Folkl-5	Palmer-15	5,816
Jun 8	@ORL	W 71-57	2-1	1-1	3-2	Lennox-24	Lennox-7	Lloyd Curry/Smith-3	McWilliams-18	5,731
Jun 10	@MIA	W 66-55	2-1	2-1	4-2	Smith-28	Dickerson/Lennox-8	Dickerson/Smith-3	Sam-15	7,515
Jun 15	ORL	W 72-66	3-1	2-1	5-2	Lennox-25	Lennox-6	Lloyd Curry-2	Sales-23	7,189
Jun 17	@PHO	W 69-62	3-1	3-1	6-2	Smith-26	Folkl-8	Daley-4	Reed-22	10,498
Jun 18	@HOU	L 66-78	3-1	3-2	6-3	Smith-18	Lennox-5	Brumfield/Lennox-4	Cooper-25	11,315
Jun 20	PHO	L 55-74	3-2	3-2	6-4	Lennox-14	Folkl-6	Folkl-4	Pettis-22	6,461
Jun 22	UTA	W 86-64	4-2	3-2	7-4	Smith-21	Dickerson/Martin-7	Paye-5	Goodson-13	7,128
Jun 24	@CLE	W 60-57 (OT)	4-2	4-2	8-4	Lennox-28	Lloyd Curry-6	Smith-4	Nemcova-15	6,655
Jun 28	@SAC	L 74-82	4-2	4-3	8-5	Smith-22	Folkl-6	Smith-4	Holland-Corn-17	6,479
Jun 30	@SEA	W 65-53	4-2	5-3	9-5	Smith-19	Daley-8	Folkl/Lloyd Curry-4	Vodichkova-15	9,131
Jul 2	POR	W 81-75	5-2	5-3	10-5	Smith-32	Folkl-7	Lennox-6	Witherspoon-31	6,661
Jul 5	SEA	L 60-67	5-3	5-3	10-6	Dickerson/Folkl-15	Dickerson-7	Folkl-4	Threatt-24	6,264
Jul 7	NY	L 70-76	5-4	5-3	10-7	Lennox-20	Lennox-12	Dickerson/Smith-5	Phillips-26	7,467
Jul 9	HOU	L 60-70	5-5	5-3	10-8	Smith-18	Folkl-9	Folkl-6	Swoopes-19	8,440
Jul 11	@PHO	L 54-64	5-5	5-4	10-9	Smith-24	3 Tied-5	Daley-6	Harrison-22	9,674
Jul 14	@POR	L 54-65	5-5	5-5	10-10	Lennox-15	Lennox-12	Paye-4	Crawley-14	8,155
Jul 15	@LA	L 57-58	5-5	5-6	10-11	Lennox-21	3 Tied-5	Folkl/Smith-3	Leslie-24	6,071
Jul 20	@SAC	L 56-73	5-5	5-7	10-12	Smith-23	Lennox-9	Lennox-7	Bolton-Holfield-23	6,675
Jul 21	@SEA	L 61-67	5-5	5-8	10-13	Smith-20	Folkl-12	Smith-5	Campbell-17	9,246
Jul 23	POR	W 80-63	6-5	5-8	11-13	Lennox-26	Lennox-6	Smith-6	Thomas-14	6,379
Jul 28	MIA	W 68-44	7-5	5-8	12-13	Smith-25	Folkl-8	Daley/Lennox-4	Sam-8	8,622
Jul 29	@WAS	W 87-85	7-5	6-8	13-13	Lennox-31	Dickerson/Lennox-6	Daley-7	McCray-24	14,416
Jul 31	LA	L 66-73	7-6	6-8	13-14	Lennox-20	Folkl-8	Dickerson-5	Milton-18	7,313
Aug 2	UTA	L 62-72	7-7	6-8	13-15	Lennox-21	Dickerson/Martin-5	Lennox-3	Azzi-20	7,015
Aug 4	SAC	L 63-74	7-8	6-8	13-16	Smith-24	Dickerson-5	Dickerson/Martin-4	Griffith-24	6,910
Aug 6	IND	W 80-75	8-8	6-8	14-16	Lennox-27	Dickerson/Folkl-8	Lennox-8	R. Williams/Walters-16	8,644
Aug 8	@CHA	W 76-67	8-8	7-8	15-16	Lennox-27	Dickerson/Lennox-6	Folkl-6	Stinson-15	8,068
Aug 9	@HOU	L 64-77	8-8	7-9	15-17	Smith-22	Lennox-8	Lennox-4	Thompson-25	12,423

### 2000 Season Summary

OVERALL	RECORD	HOME	ROAD	OT	TEAM WINNING & LOSING STREAKS:
OVERALL	15-17	8-8	7-9	1-0	OVERALL Loss-1 Win-5 Loss-8 Last: Win: 08/08 @ Cha 76-67 Loss: 08/09 @ Hou 64-77
					HOME Win-1 Win-2 Loss-3 Win: 08/06 vs Ind 80-75 Loss: 08/04 vs Sac 63-74
					ROAD Loss-1 Win-3 Loss-5 Win: 08/08 @ Cha 76-67 Loss: 08/09 @ Hou 64-77
MONTH	W/L	OFFENSE	vs. OPP	HOME ATTENDANCE	
June	8-5	70+ 10-4	.500+ 6-12	16 Games	
July	4-9	70< 5-13	.500< 8-5	116,638 Total	
Aug.	2-3	DEFENSE 70+ 7-24 70< 3-0		7,290 Average 9,381 High	

MARGINS WON BY:	1	2	3	4	5	6	7	8	9	10	11	12	13	14	15	16	17	18	19	20	21	22	23	24	25	26	27	28	29	30+
WON BY:	1	1	1	1	2	1	1	1	1	2	1	1	1	1	1	1	1	1	1	1	1	1	1	1	1	1	1	1	1	1
LOST BY:	1				2	3	1	1	3	2	1	1					1	1												

At Start Of:	OVERALL	HOME	ROAD	FG%	OVERALL	HOME	ROAD
2nd Qtr	Ahead: 0-0	0-0	0-0	-44%	7-16	3-7	4-9
	Behind: 0-0	0-0	0-0	45-49%	6-1	3-1	3-0
	Tied: 15-17	8-8	7-9	50-54%	2-0	2-0	0-0
3rd Qtr	Ahead: 11-3	7-2	4-1	55-59%	0-0	0-0	0-0
	Behind: 3-14	0-6	3-8	+60%	0-0	0-0	0-0
	Tied: 1-0	1-0	0-0				
4th Qtr	Ahead: 11-3	7-2	4-1				
	Behind: 3-14	0-6	3-8				
	Tied: 1-0	1-0	0-0				





# 2012 MINNESOTA LYNX MEDIA GUIDE

2011 WNBA CHAMPIONS



## TEAM STATISTICS

### 2000 OFFENSIVE GAME BY GAME STATISTICS

Date	Opponent	W/L	G	Field Goals			3-Point FG			Free Throws			Rebounds				PF	STL	TO	BLK	PTS	
				MIN	FG	FGA	PCT	FG	FGA	PCT	FT	FTA	PCT	OFF	DEF	TOT						AST
M31	CLE	W	1	200	22	44	500	6	11	545	23	33	697	8	17	25	15	21	11	12	0	73
Jn1	@UTA	L	1	200	24	57	421	6	20	300	20	26	769	7	15	22	12	30	6	14	2	74
Jn3	LA	L	1	200	23	56	411	7	18	389	22	27	815	8	23	31	11	18	5	16	0	75
Jn5	DET	W	1	200	30	62	484	6	12	500	22	25	880	12	24	36	18	21	8	22	5	88
Jn8	@ORL	W	1	200	25	58	431	8	24	333	13	16	813	9	20	29	14	22	6	12	3	71
Jn10	@MIA	W	1	200	19	52	365	6	15	400	22	29	759	6	20	26	8	23	7	14	2	66
Jn15	ORL	W	1	200	22	63	349	6	18	333	22	23	957	13	17	30	6	18	14	13	0	72
Jn17	@PHO	W	1	200	25	63	397	9	26	346	10	12	833	13	20	33	18	19	6	15	1	69
Jn18	@HOU	L	1	200	24	65	369	9	24	375	9	12	750	9	17	26	14	20	5	10	2	66
Jn20	PHO	L	1	200	22	57	386	6	21	286	5	6	833	8	15	23	17	15	7	18	0	55
Jn22	UTA	W	1	200	31	68	456	8	19	421	16	19	842	12	25	37	21	27	11	15	1	86
Jn24	@CLE	W	1	225	19	54	352	8	22	364	14	18	778	8	20	28	13	25	12	21	2	60
Jn28	@SAC	L	1	200	30	70	429	4	22	182	10	15	667	11	15	26	14	19	7	10	5	74
Jn30	@SEA	W	1	200	23	47	489	8	20	400	11	13	846	5	18	23	17	22	7	18	4	65
Jy2	POR	W	1	200	24	55	436	6	16	375	27	36	750	9	14	23	16	26	13	15	2	81
Jy5	SEA	L	1	200	22	56	393	3	9	333	13	20	650	6	17	23	16	22	7	16	3	60
Jy7	NY	L	1	200	27	62	435	6	20	300	10	15	667	10	24	34	19	20	5	16	1	70
Jy9	HOU	L	1	200	21	55	382	7	19	368	11	17	647	9	18	27	16	14	7	15	0	60
Jy11	@PHO	L	1	200	19	56	339	4	18	222	12	17	706	5	19	24	11	28	5	15	1	54
Jy14	@POR	L	1	200	23	52	442	7	15	467	1	5	200	3	21	24	18	21	4	16	3	54
Jy15	@LA	L	1	200	22	60	367	6	19	316	7	10	700	7	19	26	13	21	5	15	5	57
Jy20	@SAC	L	1	200	23	58	397	4	15	267	6	11	545	5	21	26	17	16	7	17	2	56
Jy21	@SEA	L	1	200	22	51	431	7	17	412	10	11	909	4	24	28	18	28	6	23	1	61
Jy23	POR	W	1	200	23	50	460	5	15	333	29	36	806	8	18	26	11	19	7	21	3	80
Jy28	MIA	W	1	200	23	52	442	8	11	727	14	19	737	6	24	30	19	18	8	14	3	68
Jy29	@WAS	W	1	200	28	58	483	10	18	556	21	30	700	10	18	28	19	26	5	13	2	87
Jy31	LA	L	1	200	25	65	385	4	13	308	12	20	600	10	21	31	16	23	10	18	2	66
A2	UTA	L	1	200	22	53	415	6	17	353	12	18	667	4	18	22	11	25	9	13	1	62
A4	SAC	L	1	200	26	56	464	5	17	294	6	8	750	7	16	23	17	21	7	14	2	63
A6	IND	W	1	200	32	64	500	6	19	316	10	12	833	10	19	29	25	19	5	11	3	80
A8	@CHA	W	1	200	26	54	481	6	19	316	18	22	818	5	20	25	21	19	3	9	1	76
A9	@HOU	L	1	200	23	58	397	7	22	318	11	15	1,000	11	15	26	14	24	12	26	1	64
<b>Season Totals</b>		<b>32</b>		<b>6425</b>	<b>770</b>	<b>1831</b>	<b>421</b>	<b>204</b>	<b>571</b>	<b>357</b>	<b>449</b>	<b>592</b>	<b>758</b>	<b>258</b>	<b>612</b>	<b>870</b>	<b>495</b>	<b>690</b>	<b>237</b>	<b>497</b>	<b>63</b>	<b>2193</b>
<b>Season Averages</b>				<b>200.8</b>	<b>24.1</b>	<b>57.2</b>	<b>6.4</b>	<b>17.8</b>		<b>14.0</b>	<b>18.5</b>	<b>8.1</b>	<b>19.1</b>	<b>27.2</b>	<b>15.5</b>	<b>21.6</b>	<b>7.4</b>	<b>15.5</b>	<b>2.0</b>	<b>68.5</b>		

### 2000 DEFENSIVE GAME BY GAME STATISTICS

Date	Opponent	W/L	G	Field Goals			3-Point FG			Free Throws			Rebounds				PF	STL	TO	BLK	PTS	
				MIN	FG	FGA	PCT	FG	FGA	PCT	FT	FTA	PCT	OFF	DEF	TOT						AST
M31	CLE	W	1	200	24	54	444	6	19	316	8	12	667	7	12	19	14	27	8	16	0	62
Jn1	@UTA	L	1	200	24	52	462	4	12	333	31	37	838	9	23	32	12	29	7	18	9	83
Jn3	LA	L	1	200	29	60	483	7	15	467	17	23	739	9	21	30	18	29	8	13	5	82
Jn5	DET	W	1	200	22	60	367	6	15	400	18	23	783	8	16	24	14	27	10	20	3	68
Jn8	@ORL	W	1	200	19	59	322	4	18	222	15	22	682	15	15	30	10	19	8	15	1	57
Jn10	@MIA	W	1	200	19	53	358	4	13	308	13	22	591	8	24	32	7	34	9	20	0	55
Jn15	ORL	W	1	200	25	54	463	7	16	438	9	11	818	11	26	37	11	24	5	24	4	66
Jn17	@PHO	W	1	200	22	57	386	4	19	211	14	16	875	9	19	28	13	20	11	13	4	62
Jn18	@HOU	L	1	200	28	57	491	7	14	500	15	16	938	7	29	36	17	19	6	15	5	78
Jn20	PHO	L	1	200	28	52	538	7	15	467	11	14	786	6	22	28	19	9	10	15	5	74
Jn22	UTA	W	1	200	21	54	389	1	10	100	21	31	677	9	21	30	13	26	7	23	5	64
Jn24	@CLE	W	1	225	19	51	373	5	14	357	14	15	933	6	21	27	12	25	6	23	3	57
Jn28	@SAC	L	1	200	32	64	500	7	17	412	11	17	647	12	22	34	22	17	6	17	6	82
Jn30	@SEA	W	1	200	15	44	341	4	12	333	19	28	679	13	12	25	8	23	7	19	3	53
Jy2	POR	W	1	200	24	50	480	6	16	375	21	27	778	10	20	30	16	35	7	28	1	75
Jy5	SEA	L	1	200	24	54	444	2	10	200	17	26	654	8	25	33	14	24	8	19	6	67
Jy7	NY	L	1	200	26	59	441	6	13	462	18	22	818	8	22	30	19	18	11	12	3	76
Jy9	HOU	L	1	200	25	50	500	5	16	313	15	15	1,000	5	23	28	13	19	7	16	4	70
Jy11	@PHO	L	1	200	19	46	413	2	10	200	24	31	774	7	21	28	12	25	11	18	5	64
Jy14	@POR	L	1	200	25	57	439	6	18	333	9	18	500	8	21	29	17	14	6	11	3	65
Jy15	@LA	L	1	200	20	59	339	2	11	182	16	16	1,000	14	21	35	15	22	8	17	9	58
Jy20	@SAC	L	1	200	25	63	397	7	21	333	16	22	727	15	28	43	19	15	12	15	9	73
Jy21	@SEA	L	1	200	22	43	512	9	13	692	14	34	412	5	20	25	16	14	15	15	2	67
Jy23	POR	W	1	200	23	57	404	5	20	250	12	15	800	9	18	27	14	30	15	23	2	63
Jy28	MIA	W	1	200	18	56	321	2	11	182	6	13	462	8	20	28	9	19	10	15	5	44
Jy29	@WAS	W	1	200	29	56	518	4	12	333	23	35	657	10	22	32	17	25	6	13	7	85
Jy31	LA	L	1	200	21	55	382	6	17	353	25	31	806	5	30	35	17	23	9	18	5	73

Date	Opponent	W/L	G	Field Goals			3-Point FG			Free Throws			Rebounds				PF	STL	TO	BLK	PTS	
				MIN	FG	FGA	PCT	FG	FGA	PCT	FT	FTA	PCT	OFF	DEF	TOT						AST
A2	UTA	L	1	200	22	54	407	9	14	643	19	23	826	11	24	35	16	23	6	19	3	72
A4	SAC	L	1	200	28	60	467	5	18	278	13	21	619	16	20	36	21	12	10	12	5	74
A6	IND	W	1	200	30	63	476	9	22	409	6	13	462	11	19	30	16	22	4	11	3	75
A8	@CHA	W	1	200	22	52	423	5	15	333	18	22	818	9	21	30	15	25	3	15	3	67
A9	@HOU	L	1	200	25	53	472	1	15	067	26	31	839	12	19	31	16	14	19	20	2	77
<b>Season Totals</b>		<b>32</b>		<b>6425</b>	<b>755</b>	<b>1758</b>	<b>429</b>	<b>164</b>	<b>481</b>	<b>341</b>	<b>514</b>	<b>702</b>	<b>73</b>									



# 2012 MINNESOTA LYNX MEDIA GUIDE

2011 WNBA CHAMPIONS



## TEAM ROSTER 1999



No.	Player	Pos	Ht	Wt	Birthdate	College	Yrs
32	Adia Barnes	F	5-11	163	02/03/77	Arizona '98	1
13	Tonya Edwards	G	5-10	159	03/13/68	Tennessee '90	R
9	Trisha Fallon	F	6-3	165	07/23/72	Australia	R
24	Kristin Folk	F	6-2	195	12/19/75	Stanford '98	R
35	Annie LaFleur	G	5-7	141	11/03/69	Australia	R
5	Andrea Lloyd Curry	F	6-2	175	09/02/65	Texas '87	R
44	Angie Potthoff	F	6-2	197	06/12/74	Penn State '97	R
3	Brandy Reed	F	6-1	160	02/17/77	Southern Mississippi '98	1
21	Charmin Smith	G	5-10	145	05/02/75	Stanford '97	R
14	Katie Smith	G	5-11	175	06/04/74	Ohio State '96	R
19	Sonja Tate	G	5-8	150	09/07/71	Arkansas State '93	R

**Head Coach:** Brian Agler (Wittenberg)

**Assistant Coaches:** Kelly Kramer (Okla. Baptist), Heidi VanDerveer (College of Charleston)

### 1999 Starting Lineups

Game #	Forward	Forward	Center	Guard	Guard	Rec
1-3	Reed	Potthoff	Lloyd-Curry	Tate	Edwards	2-1
4, 19, 27-31	K.Smith	Potthoff	Lloyd-Curry	Tate	Edwards	3-4
5-11	K.Smith	Reed	Lloyd-Curry	Tate	Edwards	4-3
12-18, 20-26	Reed	Potthoff	Lloyd-Curry	K.Smith	Edwards	5-9
32	K.Smith	Potthoff	Folk	Tate	Edwards	1-0

### 1999 Day-By-Day

Date	Opp	Result	Hm	Rd	Total	Hi Scoring	Hi Rebounds	Hi Assists	Opponent	Att
Jun 12	DET	W 68-51	1-0	0-0	1-0	Edwards-20	Folk-6	Tate-7	Bronddello-15	12,122
Jun 14	UTA	W 78-54	2-0	0-0	2-0	Reed-16	Folk/Reed-7	Lloyd Curry-6	Williams-18	8,457
Jun 19	HOU	L 55-69	2-1	0-0	2-1	Edwards-19	Lloyd Curry-8	Lloyd Curry-4	Cooper-22	11,056
Jun 22	@SAC	L 62-79	2-1	0-1	2-2	Lloyd Curry-17	Tate-8	Tate-4	Holland-Corn-15	5,038
Jun 24	@LA	W 86-73	2-1	1-1	3-2	Reed-28	Tate-6	Tate-5	Leslie-21	8,376
Jun 26	@UTA	W 72-62	2-1	2-1	4-2	Edwards-23	Tate-5	Reed-4	Dydek-19	5,705
Jun 29	SAC	L 72-86	2-2	2-1	4-3	K. Smith-21	Tate-6	Tate-5	Griffith-30	8,484
Jul 1	LA	L 77-81 (2 OT)	2-3	2-1	4-4	Reed-23	Folk/Tate-8	Lloyd Curry-6	Grubin-20	8,536
Jul 3	PHO	W 56-47	3-3	2-1	5-4	Reed-14	Reed-8	Tate-4	Gillom-18	9,560
Jul 6	@HOU	L 54-80	3-3	2-2	5-5	Barnes-9	K. Smith-6	Tate-4	Cooper-21	9,808
Jul 7	@ORL	W 71-66	3-3	3-2	6-5	Edwards-22	Reed-7	Edwards-5	Sam-15	7,229
Jul 11	@NY	W 58-56	3-3	4-2	7-5	Reed-19	Reed-7	Reed-5	Robinson-13	12,975
Jul 12	@CLE	L 55-67	3-3	4-3	7-6	K. Smith-17	Reed-8	Tate/K. Smith-5	Jones-21	7,386
Jul 17	NY	W 60-58	4-3	4-3	8-6	Reed-20	Reed-8	Edwards/Reed-4	Johnson-17	10,290
Jul 19	SAC	W 76-69	5-3	4-3	9-6	Reed-22	Lloyd Curry-8	Reed-6	Griffith-22	9,233
Jul 21	@CHA	W 76-67	5-3	5-3	10-6	Reed-26	Reed/K. Smith-6	Lloyd Curry-11	Mapp-22	4,665
Jul 23	WAS	L 55-60	5-4	5-3	10-7	Reed-28	Reed/Tate-7	K. Smith-5	McCray-19	10,098
Jul 25	HOU	L 57-62	5-5	5-3	10-8	Edwards-25	Potthoff/Reed-4	Lloyd Curry-5	Cooper-20	11,399
Jul 27	@SAC	W 61-59	5-5	6-3	11-8	Edwards-17	Lloyd Curry-8	Edwards-8	Penicheiro-27	5,262
Jul 29	@PHO	L 46-79	5-5	6-4	11-9	Reed-12	Reed-9	Lloyd Curry-3	Gillom-22	12,120
Jul 31	CHA	L 52-56	5-6	6-4	11-10	Reed-21	Reed-13	Edwards-5	Stinson-17	12,690
Aug 2	PHO	W 73-56	6-6	6-4	12-10	Reed-17	Lloyd Curry-9	Tate-5	Askamp-12	9,374
Aug 4	@DET	L 56-59	6-6	6-5	12-11	Reed-19	Lloyd Curry-9	Tate-5	Bronddello-21	8,253
Aug 6	LA	L 59-77	6-7	6-5	12-12	Edwards/K. Smith-13	Edwards-8	Potthoff/Reed-4	Leslie-29	11,097
Aug 7	@UTA	L 70-80	6-7	6-6	12-13	Reed-24	Lloyd Curry-6	Edwards-5	Dydek-19	7,583
Aug 9	@PHO	L 55-64	6-7	6-7	12-14	Edwards-18	Reed-6	Edwards-4	Gillom-15	11,964
Aug 11	UTA	W 83-73	7-7	6-7	13-14	K. Smith-27	Edwards-7	Lloyd Curry-6	Hiede-20	10,104
Aug 14	@HOU	L 53-71	7-7	6-8	13-15	Tate-15	Folk-9	LaFleur/Tate-3	Cooper-17	13,859
Aug 16	CLE	W 57-50	8-7	6-8	14-15	K. Smith-15	Folk-6	LaFleur/K. Smith-3	Nemcova-17	11,230
Aug 18	@LA	L 54-72	8-7	6-9	14-16	Folk-15	Barnes/LaFleur-5	Tate-5	Feaster-16	8,943
Aug 20	ORL	L 80-83 (OT)	8-8	6-9	14-17	Folk-21	Folk-9	LaFleur-7	S. Johnson-20	14,171
Aug 21	@WAS	W 48-45	8-8	7-9	15-17	Edwards/K. Smith-17	Folk-7	Edwards-4	McCray-19	19,839

### 1999 Season Summary

OVERALL	RECORD	HOME	ROAD	OT	TEAM WINNING & LOSING STREAKS:
OVERALL	15-17	8-8	7-9	0-2	OVERALL
Long:	Win-3	Win-1	Loss-1		HOME
Last:	Loss-4	Win-3	Win-2		ROAD
	Loss-4	Loss-3	Loss-6		Loss-1
	Win: 08/21 @ Wash 48-45	Win: 08/16 vs./ Cle 57-50	Win: 08/21 @ Wash 48-45		Win-2
	Loss: 08/20 vs. Or 80-83	Loss: 08/20 vs. Or 80-83	Loss: 08/18 @ LA 54-72		Loss-6

MONTH	W/L	OFFENSE	vs. OPP	HOME ATTENDANCE
June	4-3	70+ 8-4	.500+ 8-10	16 Games
July	7-7	70+ 7-13	.500+ 6-7	167,901 Total
Aug.	4-7	DEFENSE		10,494 Average
		70+ 2-10		14,171 High
		70+ 13-7		

MARGINS	1	2	3	4	5	6	7	8	9	10	11	12	13	14	15	16	17	18	19	20	21	22	23	24	25	26	27	28	29	30+
WON BY:	3	1	1	1	2	2	2	2	2	2	1	1	1	1	2	1	2	3					1							
LOST BY:		2	2	2				1	1																1				1	

At Start Of:	OVERALL	HOME	ROAD	FG%	OVERALL	HOME	ROAD
2nd Qtr	Ahead: 0-0	0-0	0-0	-44%	9-16	4-7	5-9
Behind:	0-0	-0-0	0-0	45-49%	4-1	3-1	1-0
Tied:	15-17	8-8	7-9	50-54%	2-0	1-0	1-0
3rd Qtr	Ahead: 10-5	6-4	4-1	55-59%	0-0	0-0	0-0
Behind:	3-11	1-3	2-8	+60%	0-0	0-0	0-0
Tied:	2-1	1-1	1-0				
4th Qtr	Ahead: 10-5	6-4	4-1				
Behind:	3-11	1-3	2-8				
Tied:	2-1	1-1	1-0				





# 2012 MINNESOTA LYNX MEDIA GUIDE

2011 WNBA CHAMPIONS



## TEAM STATISTICS

### 1999 OFFENSIVE GAME BY GAME STATISTICS

Date	Opponent	W/L	G	Field Goals			3-Point FG			Free Throws			Rebounds				PF	STL	TO	BLK	PTS	
				FG	FGA	PCT	FG	FGA	PCT	FT	FTA	PCT	OFF	DEF	TOT	AST						
Jn12	DET	W	1	200	30	62	.484	4	8	.500	4	7	.571	7	28	35	22	20	11	16	4	68
Jn14	UTA	W	1	200	26	61	.426	5	13	.385	21	26	.808	8	25	33	23	24	9	9	1	78
Jn19	HOU	L	1	200	22	61	.361	2	13	.154	9	13	.692	11	20	31	10	22	4	14	2	55
Jn22	@SAC	L	1	200	21	57	.368	8	22	.364	12	22	.545	6	20	26	16	19	6	18	2	62
Jn24	@LA	W	1	200	27	53	.509	4	10	.400	28	33	.848	5	18	23	20	25	3	10	1	86
Jn26	@UTA	W	1	200	26	62	.419	14	28	.500	6	11	.545	10	16	26	19	22	7	13	4	72
Jn29	SAC	L	1	200	27	71	.380	11	25	.440	7	8	.875	8	15	23	18	22	6	12	5	72
Jy1	LA	L	1	250	26	71	.366	7	20	.350	18	26	.692	12	29	41	18	27	7	18	4	77
Jy3	PHO	W	1	200	20	60	.333	4	14	.286	12	15	.800	13	22	35	13	15	4	8	2	56
Jy6	@HOU	L	1	200	22	71	.310	6	25	.240	4	8	.500	12	15	27	14	21	8	14	0	54
Jy7	@ORL	W	1	200	26	62	.419	9	21	.429	10	15	.667	9	16	25	18	21	10	13	1	71
Jy11	@NY	W	1	200	22	51	.431	5	12	.417	9	14	.643	8	13	21	14	15	6	17	1	58
Jy12	@CLE	L	1	200	20	67	.299	9	27	.333	6	8	.750	10	18	28	16	21	8	10	6	55
Jy17	NY	W	1	200	22	51	.431	5	18	.278	11	14	.786	8	26	34	15	17	6	19	2	60
Jy19	SAC	W	1	200	30	65	.462	6	19	.316	10	12	.833	13	16	29	22	23	6	18	1	76
Jy21	@CHA	W	1	200	27	56	.482	7	17	.412	15	21	.714	7	16	23	22	24	0	6	4	76
Jy23	WAS	L	1	200	21	64	.328	3	18	.167	10	13	.769	11	21	32	14	23	5	9	2	55
Jy25	HOU	L	1	200	24	68	.353	5	23	.217	4	5	.800	12	13	25	17	18	9	11	1	57
Jy27	@SAC	W	1	200	24	59	.407	7	22	.318	6	7	.857	8	15	23	15	23	5	14	4	61
Jy29	@PHO	L	1	200	18	60	.300	8	24	.333	2	4	.500	13	18	31	14	22	5	24	1	46
Jy31	CHA	L	1	200	18	66	.273	6	26	.231	10	15	.667	11	24	35	14	17	5	7	2	52
A2	PHO	W	1	200	22	43	.512	2	11	.182	27	34	.794	5	29	34	18	21	7	18	2	73
A4	@DET	L	1	200	23	53	.434	3	12	.250	7	13	.538	7	24	31	14	22	6	18	2	56
A6	LA	L	1	200	22	55	.400	9	13	.692	6	6	1.000	2	18	20	18	15	5	14	2	59
A7	@UTA	L	1	200	25	60	.417	6	20	.300	14	17	.824	5	18	23	14	23	5	13	2	70
A9	@PHO	L	1	200	21	57	.368	7	21	.333	6	7	.857	10	13	23	13	26	4	12	1	55
A11	UTA	W	1	200	26	56	.464	10	19	.526	21	29	.724	12	15	27	21	25	6	12	3	83
A14	@HOU	L	1	200	18	59	.305	3	22	.136	14	18	.778	13	16	29	11	19	3	15	2	53
A16	CLE	W	1	200	20	59	.339	6	23	.261	11	14	.786	6	13	19	13	18	15	10	5	57
A18	@LA	L	1	200	24	64	.375	4	17	.235	2	7	.286	11	21	32	16	22	8	15	4	54
A20	ORL	L	1	225	32	71	.451	10	28	.357	6	10	.600	13	19	32	22	19	8	15	3	80
A21	@WAS	W	1	200	16	50	.320	5	12	.417	11	18	.611	12	18	30	11	19	7	15	2	48
<b>Season Totals</b>			<b>32</b>	<b>6475</b>	<b>748</b>	<b>1925</b>	<b>.389</b>	<b>200</b>	<b>603</b>	<b>.332</b>	<b>339</b>	<b>470</b>	<b>.721</b>	<b>298</b>	<b>608</b>	<b>906</b>	<b>525</b>	<b>670</b>	<b>204</b>	<b>437</b>	<b>78</b>	<b>2035</b>
<b>Season Averages</b>				<b>202.3</b>	<b>23.4</b>	<b>60.2</b>	<b>6.3</b>	<b>18.8</b>	<b>10.6</b>	<b>14.7</b>	<b>9.3</b>	<b>19.0</b>	<b>28.3</b>	<b>16.4</b>	<b>20.9</b>	<b>6.4</b>	<b>13.7</b>	<b>2.4</b>	<b>63.6</b>			

Date	Opponent	W/L	G	Field Goals			3-Point FG			Free Throws			Rebounds				PF	STL	TO	BLK	PTS	
				FG	FGA	PCT	FG	FGA	PCT	FT	FTA	PCT	OFF	DEF	TOT	AST						
A16	CLE	W	1	200	18	42	.429	4	7	.571	10	14	.714	9	20	29	14	18	4	26	5	50
A18	@LA	L	1	200	26	62	.419	5	13	.385	15	24	.625	17	27	44	13	16	9	14	3	72
A20	ORL	L	1	225	31	62	.500	9	15	.600	12	16	.750	7	24	31	26	17	7	16	5	83
A21	@WAS	W	1	200	16	50	.320	2	16	.125	11	16	.688	10	21	31	11	19	6	15	3	45
<b>Season Totals</b>			<b>32</b>	<b>6475</b>	<b>749</b>	<b>1763</b>	<b>.425</b>	<b>137</b>	<b>458</b>	<b>.299</b>	<b>476</b>	<b>641</b>	<b>.743</b>	<b>296</b>	<b>732</b>	<b>1028</b>	<b>507</b>	<b>614</b>	<b>194</b>	<b>492</b>	<b>92</b>	<b>2111</b>
<b>Season Averages</b>				<b>202.3</b>	<b>23.4</b>	<b>55.1</b>	<b>4.3</b>	<b>14.3</b>	<b>14.9</b>	<b>20.0</b>	<b>9.3</b>	<b>22.9</b>	<b>32.1</b>	<b>15.8</b>	<b>19.2</b>	<b>6.1</b>	<b>15.4</b>	<b>2.9</b>	<b>66.0</b>			

### 1999 Final Statistics

PLAYER	G	GS	Field Goals			3-Point FG			Free Throws			Rebounds				PF	DQ	STL	TO	BLK	PTS	AVG	
			FG	FGA	PCT	FG	FGA	PCT	FT	FTA	PCT	OFF	DEF	TOT	AST								
Reed	25	24	757	168	.366	.459	13	38	.342	53	70	.757	55	151	64	57	90	0	29	63	17	402	16.1
Edwards	32	32	1031	165	.462	.387	66	192	.344	79	98	.806	15	97	112	84	104	6	27	68	13	475	14.8
K. Smith	30	29	971	113	.292	.387	52	136	.382	72	94	.766	42	46	88	60	106	3	19	55	10	350	11.7
Lloyd Curry	32	31	899	75	.200	.375	30	90	.333	34	45	.756	38	100	138	91	92	1	30	62	12	214	6.7
Folki	32	1	518	67	.140	.479	2	14	.143	21	39	.538	41	75	116	23	68	0	14	23	12	157	4.9
Tate	32	18	828	52	.147	.354	16	67	.239	23	30	.767	48	79	127	100	84	0	36	65	3	143	4.5
Potthoff	32	25	710	53	.140	.379	3	18	.167	18	33	.545	26	59	85	37	84	0	24	35	5	127	4.0
Fallon	26	0	281	24	.80	.300	6	17	.353	23	31	.742	9	13	22	22	30	1	11	16	6	77	3.0
LaFleur	25	0	333	23	.66	.348	11	24	.458	2	8	.250	14	24	38	36	19	0	8	20	0	59	2.4
Barnes	19	0	91	7	.23	.304	1	3	.333	6	12	.500	8	12	20	6	16	0	5	8	0	21	1.1
C. Smith	13	0	56	1	.9	.111	0	4	.000	8	10	.800	2	7	9	2	10	0	1	5	0	10	0.8
<b>LYNX</b>	<b>32</b>		<b>6475</b>	<b>748</b>	<b>.389</b>	<b>.200</b>	<b>603</b>	<b>.332</b>	<b>339</b>	<b>470</b>	<b>.721</b>	<b>298</b>	<b>608</b>	<b>906</b>	<b>525</b>	<b>670</b>	<b>11</b>	<b>204</b>	<b>437</b>	<b>78</b>	<b>2035</b>	<b>63.6</b>	
<b>OPPONENTS</b>	<b>32</b>		<b>6475</b>	<b>749</b>	<b>.425</b>	<b>.137</b>	<b>458</b>	<b>.299</b>	<b>476</b>	<b>641</b>	<b>.743</b>	<b>296</b>	<b>732</b>	<b>1028</b>	<b>507</b>	<b>614</b>	<b>3</b>	<b>194</b>	<b>492</b>	<b>92</b>	<b>2111</b>	<b>66.0</b>	

PLAYER	Single-Game Highs						Average Per Game						Career Highs (C-Set, T-Tied This Season)								
	MIN	REB	AST	STL	TO	BLK	PTS	MIN	REB	AST	STL	TO	BLK	PTS	FG	FGA	FT	FTA	REB	AST	PTS
Reed	38	13	6	3	7	3	28	30.3	6.0	2.6	1.16	2.5	0.68	16.1	12C	23C	9C	12C	13C	6C	28C
Edwards	39	8	8	3	7	2	25	32.2	3.5	2.6	0.84	2.1	0.41	14.8	10C	22C	9C	10C	8C	8C	25C
K. Smith	43	6	5	4	4	2	27	32.4	2.9	2.0	0.63	1.8	0.33	11.7	8C	17C	8C	9C	6C	5C	27C
Lloyd Curry	40	9	11	3	6	2	17	28.1	4.3	2.8	0.94	1.9	0.38	6.7	6C	12C	3C	4C	9C	11C	17C
Folki	35	9	3	2	6	2	21	16.2	3.6	0.7	0.44	0.7	0.38	4.9	10C	13C	3C	6C	9C	3C	21C
Tate	49	8	7	6	6	1	19	25.9	4.0	3.1	1.13	2.0	0.09	4.5	6C	16C	5C	6C	8C	7C	19C
Potthoff	36	8	5	2	3	1	13	22.2	2.7	1.2	0.75	1.1	0.16	4.0	5C	10C	3C	6C	8C	5C	13C
Fallon	24	4	4	2	3	2	13	10.8	0.8	0.8	0.42	0.6	0.23	3.0	5C	8C	5C	8C	4C	4C	13C
LaFleur	32	5	7	2	3	0	9	13.3	1.5	1.4	0.32	0.8	0.00	2.4	4C	11C	1C	2C	5C	7C	



# 2012 MINNESOTA LYNX MEDIA GUIDE

2011 WNBA CHAMPIONS



## ALL-TIME RECORD VS. EASTERN CONFERENCE

### Atlanta Dream

Date	W/L	Score	Site
06/03/08	W	85-81	Philips Arena
07/09/08	L	67-73	Target Center
06/30/09	W	91-85	Philips Arena
07/15/09	L	77-91	Target Center
07/01/10	L	58-76	Philips Arena
07/14/10	W	83-81	Target Center
06/17/11	W	96-85	Target Center
06/19/11	W	77-64	Philips Arena

All-Time Series: 5-3

2008: 1-1; 2009: 1-1; 2010: 1-1; 2011: 2-0

### Chicago Sky

Date	W/L	Score	Site
07/19/06	W	90-82	Target Center
07/28/06	L	65-79	UIC Pavilion
05/25/07	L	77-82	Target Center
06/03/07	L	72-78	UIC Pavilion
05/29/08	W	75-69	UIC Pavilion
07/01/08	L	71-73	Target Center
06/06/09	W	102-85	Target Center
08/15/09	L	76-79	UIC Pavilion
05/29/10	L	58-73	Target Center
08/07/10	W	87-82 (OT)	Allstate Arena
08/12/11	W	79-76	Allstate Arena
09/08/11	W	78-69	Target Center

All-Time Series: 6-6

2006: 1-1; 2007: 0-2; 2008: 1-1; 2009: 1-1; 2010: 1-1; 2011: 2-0

### Connecticut Sun

(1999-2002 as Orlando Miracle)

Date	W/L	Score	Site
07/07/99	W	71-66	TD Waterhouse Centre
08/20/99	L	80-83 (OT)	Target Center
06/08/00	W	71-57	TD Waterhouse Centre
06/15/00	W	72-66	Target Center
07/21/01	L	49-71	TD Waterhouse Centre
06/29/02	W	67-59	Target Center
07/10/03	W	83-75	Target Center
07/23/03	L	70-84	Mohegan Sun Arena
07/14/04	W	66-63	Target Center
07/22/04	W	68-52	Mohegan Sun Arena
06/30/05	L	56-71	Mohegan Sun Arena
07/17/05	L	53-72	Target Center
05/23/06	L	69-81	Target Center
06/22/06	L	62-79	Mohegan Sun Arena
06/13/07	W	77-73 (OT)	Target Center
07/17/07	L	79-84	Mohegan Sun Arena
06/06/08	L	77-78	Mohegan Sun Arena
06/10/08	L	66-75	Target Center
08/07/09	W	95-88	Target Center
08/22/09	L	94-98	Mohegan Sun Arena
05/27/10	L	79-105	Mohegan Sun Arena
08/03/10	W	111-103 (OT)	Target Center

07/09/11	W	90-67	Target Center
08/16/11	L	79-108	Mohegan Sun Arena

All-Time Series: 11-13

1999: 1-1; 2000: 2-0; 2001: 0-1; 2002: 1-0; 2003: 1-1;  
2004: 2-0; 2005: 0-2; 2006: 0-2; 2007: 1-1; 2008: 0-2; 2009: 1-1  
2010: 1-1; 2011: 1-1

### Indiana Fever

Date	W/L	Score	Site
08/06/00	W	80-75	Target Center
06/12/01	L	60-65	Target Center
06/16/01	L	65-67	Conseco Fieldhouse
07/26/02	L	63-73	Conseco Fieldhouse
06/21/03	W	66-58	Target Center
07/26/03	W	70-65	Conseco Fieldhouse
07/08/04	L	56-58	Conseco Fieldhouse
09/03/04	L	61-69	Target Center
06/24/05	L	55-57	Conseco Fieldhouse
07/19/05	W	66-45	Target Center
06/02/06	W	92-87	Target Center
08/03/06	L	59-69	Conseco Fieldhouse
05/19/07	L	64-83	Conseco Fieldhouse
05/29/07	L	75-89	Target Center
07/24/08	W	84-80 (OT)	Conseco Fieldhouse
09/09/08	W	86-76	Target Center
06/07/09	W	96-74	Conseco Fieldhouse
08/13/09	L	81-91	Target Center
06/06/10	L	51-89	Target Center
08/22/10	W	83-79 (OT)	Conseco Fieldhouse
06/26/11	L	75-78	Target Center
07/15/11	W	80-70	Conseco Fieldhouse

All-Time Series: 10-12

2000: 1-0; 2001: 0-2; 2002: 0-1; 2003: 2-0; 2004: 0-2;  
2005: 1-1; 2006: 1-1; 2007: 0-2; 2008: 2-0; 2009: 1-1;  
2010: 1-1; 2011: 1-1

### New York Liberty

Date	W/L	Score	Site
07/11/99	W	58-56	Madison Square Garden
07/17/99	W	60-58	Target Center
07/07/00	L	70-76	Target Center
07/06/01	L	57-70	Target Center
07/13/01	L	64-67	Madison Square Garden
08/06/02	W	52-49	Madison Square Garden
06/06/03	L	60-70	Target Center
05/30/04	L	64-68	Target Center
07/15/04	W	69-66	Madison Square Garden
07/15/05	W	64-60	Madison Square Garden
07/24/05	L	47-59	Target Center
06/24/06	L	83-93	Target Center
07/30/06	L	69-78	Madison Square Garden
06/01/07	L	60-70	Target Center
08/02/07	L	66-71	Madison Square Garden
06/14/08	L	76-77	Madison Square Garden
06/24/08	W	91-69	Target Center

06/23/09	W	69-57	Target Center
08/23/09	L	67-80	Madison Square Garden
06/22/10	W	75-68	Madison Square Garden
08/08/10	L	72-74	Target Center
09/02/11	L	62-78	Target Center
09/04/11	W	86-68	Madison Square Garden

All-Time Series: 9-14

1999: 2-0; 2000: 0-1; 2001: 0-2; 2002: 1-0; 2003: 0-1;  
2004: 1-1; 2005: 1-1; 2006: 0-2; 2007: 0-2; 2008: 1-1;  
2009: 1-1; 2010: 1-1; 2011: 1-1

### Washington Mystics

Date	W/L	Score	Site
07/23/99	L	55-60	Target Center
08/21/99	W	48-45	MCI Center
07/29/00	W	87-85	MCI Center
06/25/01	W	55-51	MCI Center
07/27/01	L	60-62	Target Center
07/03/02	L	63-64	Target Center
06/29/03	W	59-50	MCI Center
05/28/04	W	73-62	Target Center
07/23/04	L	61-65	MCI Center
06/03/05	L	71-74	MCI Center
06/11/05	W	78-60	Target Center
05/27/06	L	75-90	Verizon Center
07/05/06	W	84-74	Target Center
07/10/07	L	83-91 (OT)	Verizon Center
07/20/07	L	87-91 (OT)	Target Center
08/30/08	W	92-78	Target Center
09/14/08	W	96-70	Verizon Center
07/07/09	W	96-94 (OT)	Target Center
08/30/09	L	75-81	Verizon Center
05/16/10	L	76-87	Target Center
08/13/10	L	58-61	Verizon Center
08/18/11	W	81-62	Verizon Center
08/30/11	W	73-56	Target Center

All-Time Series: 12-11

1999: 1-1; 2000: 1-0; 2001: 1-1; 2002: 0-1; 2003: 1-0;  
2004: 1-1; 2005: 1-1; 2006: 1-1; 2007: 0-2; 2008: 2-0;  
2009: 1-1; 2010: 0-2; 2011: 2-0





# 2012 MINNESOTA LYNX MEDIA GUIDE

2011 WNBA CHAMPIONS



## ALL-TIME RECORD VS. WESTERN CONFERENCE

### Los Angeles Sparks

Date	W/L	Score	Site
06/24/99	W	86-73	Great Western Forum
07/01/99	L	77-81 (2OT)	Target Center
08/06/99	L	59-77	Target Center
08/18/99	L	54-72	Great Western Forum
06/03/00	L	75-82	Target Center
07/15/00	L	57-58	Great Western Forum
07/31/00	L	66-73	Target Center
06/09/01	L	60-62	Target Center
07/08/01	L	95-100 (OT)	STAPLES Center
07/30/01	L	69-78	STAPLES Center
06/08/02	L	72-76	Target Center
06/21/02	L	64-73	STAPLES Center
08/11/02	L	58-69	Target Center
05/28/03	L	80-83	Target Center
06/10/03	L	75-76	STAPLES Center
08/14/03	L	83-87	Target Center
08/21/03	L	65-88	STAPLES Center
06/11/04	L	55-69	STAPLES Center
06/27/04	L	67-83	Target Center
09/17/04	W	78-66	STAPLES Center
05/25/05	W	68-65	Target Center
06/18/05	L	56-69	STAPLES Center
08/07/05	W	76-72	Target Center
08/23/05	L	63-74	STAPLES Center
05/31/06	W	114-71	Target Center
07/16/06	L	78-90	Target Center
08/13/06	L	59-78	STAPLES Center
06/08/07	L	87-90	STAPLES Center
06/16/07	W	83-58	Target Center
07/27/07	W	85-76	Target Center
08/12/07	L	80-89	STAPLES Center
07/03/08	W	88-70	STAPLES Center
07/27/08	L	84-92 (OT)	Target Center
09/01/08	L	88-96	STAPLES Center
06/10/09	W	87-76	Target Center
07/28/09	L	70-76	Target Center
08/19/09	L	63-78	STAPLES Center
09/11/09	L	61-90	STAPLES Center
06/13/10	L	84-88	STAPLES Center
07/27/10	L	58-71	Target Center
08/12/10	L	77-78	Target Center
08/20/10	L	97-98	STAPLES Center
06/03/11	L	74-82	STAPLES Center
06/05/11	W	86-69	Target Center
07/26/11	W	85-72	Target Center
08/07/11	W	84-78	STAPLES Center
08/20/11	W	87-68	Target Center

**All-Time Series:** 13-34  
**1999:** 1-3; **2000:** 0-3; **2001:** 0-3; **2002:** 0-3; **2003:** 0-4; **2004:** 1-2; **2005:** 2-2; **2006:** 1-2; **2007:** 2-2; **2008:** 1-2; **2009:** 1-3; **2010:** 0-4; **2011:** 4-1

### Phoenix Mercury

Date	W/L	Score	Site
07/03/99	W	56-47	Target Center
07/29/99	L	46-79	America West Arena
08/02/99	W	73-56	Target Center
08/09/99	L	55-64	America West Arena
06/17/00	W	69-62	America West Arena
06/20/00	L	55-74	Target Center
07/11/00	L	54-64	America West Arena
06/02/01	L	80-89	Target Center
07/14/01	L	67-80	Target Center
08/01/01	W	68-63	America West Arena
06/23/02	L	61-70	America West Arena
07/29/02	L	45-57	America West Arena

08/02/02	W	75-51	Target Center
06/27/03	W	67-59	Target Center
08/04/03	W	61-56	Target Center
08/06/03	L	49-56	America West Arena
08/20/03	W	69-66	America West Arena
06/05/04	W	76-68	Target Center
06/22/04	L	46-69	America West Arena
07/09/04	W	61-59	Target Center
07/18/04	W	63-60	America West Arena
06/22/05	W	75-59	Target Center
07/29/05	L	65-69	Target Center
08/03/05	L	64-70	America West Arena
08/21/05	L	69-83	America West Arena
06/18/06	W	94-82	Target Center
06/28/06	L	78-81	US Airways Center
08/08/06	L	68-99	US Airways Center
06/05/07	W	90-85	US Airways Center
07/03/07	L	79-95	Target Center
07/22/07	L	93-106	US Airways Center
07/25/07	L	79-103	Target Center
05/31/08	W	94-83	Target Center
09/03/08	L	96-103	US Airways Center
09/12/08	L	87-96	Target Center
06/17/09	L	80-104	US Airways Center
06/27/09	W	109-80	Target Center
07/22/09	W	99-86	US Airways Center
08/01/09	L	74-87	Target Center
06/01/10	W	92-82	Target Center
06/10/10	L	88-99	US Airways Center
07/24/10	L	124-127 (2OT)	Target Center
07/29/10	L	92-110	US Airways Center
07/13/11	L	105-112	Target Center
07/20/11	W	106-98	US Airways Center
08/02/11	W	90-73	Target Center
08/09/11	L	80-85	US Airways Center
09/11/11	W	96-90	US Airways Center

**All-Time Series:** 21-27  
**1999:** 2-2; **2000:** 1-2; **2001:** 1-2; **2002:** 1-2; **2003:** 3-1; **2004:** 3-1; **2005:** 1-3; **2006:** 1-2; **2007:** 1-3; **2008:** 1-2; **2009:** 2-2; **2010:** 1-3; **2011:** 3-2

### San Antonio Silver Stars

Date	W/L	Score	Site
06/14/99	W	78-54	Target Center
06/26/99	W	72-62	Delta Center
08/07/99	L	70-80	Delta Center
08/11/99	W	83-73	Target Center
06/01/00	L	74-83	Delta Center
06/22/00	W	86-64	Target Center
08/02/00	L	62-72	Target Center
06/23/01	L	80-87	Delta Center
07/28/01	L	60-68 (OT)	Delta Center
08/12/01	W	69-62	Target Center
05/25/02	L	75-79 (OT)	Target Center
07/05/02	L	56-87	Delta Center
07/24/02	W	70-62	Target Center
05/30/03	W	75-65	SBC Center
07/16/03	W	85-78	Target Center
07/25/03	W	81-54	Target Center
08/16/03	W	73-64	SBC Center
05/26/04	L	44-56	SBC Center
06/03/04	W	55-47	Target Center
06/24/04	L	57-70	SBC Center
07/28/04	W	66-53	Target Center
06/28/05	W	63-53	Target Center
07/26/05	L	71-78	SBC Center
08/09/05	W	76-72	Target Center
06/09/06	W	86-79	AT&T Center
06/16/06	L	60-90	AT&T Center

07/09/06	W	85-80	Target Center
08/06/06	W	82-68	Target Center
06/20/07	L	73-80	AT&T Center
06/29/07	W	77-66	AT&T Center
08/19/07	W	81-55	Target Center
06/08/08	W	90-78	Target Center
06/28/08	L	65-73	AT&T Center
07/19/08	W	87-74	AT&T Center
07/25/08	W	78-68	Target Center
07/10/09	L	61-77	Target Center
07/12/09	W	83-76	AT&T Center
08/09/09	L	89-87	Target Center
09/01/09	L	82-84 (2OT)	AT&T Center
06/26/10	L	66-80	AT&T Center
07/08/10	W	89-66	Target Center
07/22/10	L	72-74	Target Center
08/10/10	W	73-66	AT&T Center
08/15/10	W	84-78	Target Center
07/31/11	W	70-69	AT&T Center
08/04/11	W	62-60	Target Center
08/26/11	W	85-75	Target Center
08/28/11	W	72-61	AT&T Center

**All-Time Series:** 30-18  
**1999:** 3-1; **2000:** 1-2; **2001:** 1-2; **2002:** 1-2; **2003:** 4-0; **2004:** 2-2; **2005:** 2-1; **2006:** 3-1; **2007:** 2-1; **2008:** 3-1; **2009:** 2-2; **2010:** 3-2; **2011:** 4-0

### Seattle Storm

Date	W/L	Score	Site
06/30/00	W	65-53	KeyArena
07/05/00	L	60-67	Target Center
07/21/00	L	61-67	KeyArena
06/28/01	W	68-59	Target Center
07/18/01	W	68-58	Target Center
08/10/01	W	65-51	KeyArena
06/04/02	L	68-78 (OT)	KeyArena
07/31/02	L	63-75	KeyArena
08/04/02	W	73-60	Target Center
06/14/03	W	77-72	KeyArena
07/20/03	W	69-58	Target Center
08/02/03	W	73-71	Target Center
08/08/03	L	65-68	KeyArena
05/20/04	L	85-88	KeyArena
07/30/04	L	55-70	Target Center
09/10/04	W	64-61	Target Center
06/15/05	W	86-81 (OT)	KeyArena
06/26/05	W	73-70	Target Center
08/12/05	L	66-72	Target Center
08/18/05	L	60-76	KeyArena
06/14/06	L	66-74	Target Center
07/01/06	L	75-92	KeyArena
08/01/06	L	75-77	Target Center
06/09/07	L	90-76	KeyArena
06/22/07	W	78-76	Target Center
08/07/07	W	95-74	Target Center
08/14/07	L	81-67	KeyArena
07/05/08	L	71-96	KeyArena
07/22/08	L	73-76	Target Center
09/06/08	L	88-96	KeyArena
06/12/09	L	71-88	Target Center
06/19/09	L	62-90	KeyArena
07/19/09	L	69-72	KeyArena
09/05/09	W	76-68	Target Center
05/19/10	L	76-79	KeyArena
07/17/10	L	71-73	Target Center
08/01/10	W	72-71	Target Center
08/17/10	L	64-68	KeyArena
06/09/11	W	81-74	Key Arena
06/24/11	L	55-65	KeyArena
07/16/11	W	69-62	Target Center

07/29/11	W	92-67	Target Center
----------	---	-------	---------------

**All-Time Series:** 18-24  
**2000:** 1-2; **2001:** 3-0; **2002:** 1-2; **2003:** 3-1; **2004:** 1-2; **2005:** 2-2; **2006:** 0-3; **2007:** 2-2; **2008:** 0-3; **2009:** 1-3; **2010:** 1-3; **2011:** 3-1

### Tulsa Shock

(1999-2009 as Detroit Shock)

Date	W/L	Score	Site
06/12/99	W	68-51	Target Center
08/04/99	L	56-59	The Palace of Auburn Hills
06/05/00	W	88-68	Target Center
06/17/01	W	71-63	The Palace of Auburn Hills
07/01/02	W	85-80 (OT)	Target Center
07/12/02	L	69-72	The Palace of Auburn Hills
08/23/03	L	77-86 (OT)	Target Center
07/03/04	W	78-70	Target Center
08/01/04	W	59-58	The Palace of Auburn Hills
07/13/05	W	71-61	Target Center
08/11/05	L	66-72 (OT)	The Palace of Auburn Hills
05/24/06	L	69-78	The Palace of Auburn Hills
07/07/06	L	80-92	Target Center
05/22/07	L	75-85	The Palace of Auburn Hills
08/16/07	W	87-77	Target Center
05/18/08	W	84-70	Target Center
06/20/08	L	93-98 (OT)	The Palace of Auburn Hills
07/31/09	L	83-91	The Palace of Auburn Hills
09/09/09	W	75-72	Target Center
05/15/10	W	80-74	BOK Center
05/23/10	L	82-94	Target Center
06/04/10	L	79-92	BOK Center
06/18/10	W	78-67	Target Center
06/19/10	W	92-78	BOK Center
06/07/11	W	75-65	Target Center
06/30/11	W	101-71	BOK Center
08/14/11	W	82-54	Target Center
08/23/11	W	78-72	BOK Center

**All-Time Series:** 13-11  
**1999:** 1-1; **2000:** 1-0; **2001:** 1-0; **2002:** 1-1; **2003:** 0-1; **2004:** 2-0; **2005:** 1-1; **2006:** 0-2; **2007:** 1-1; **2008:** 1-1; **2009:** 1-1; **2010:** 3-2; **2011:** 4-0



# 2012 MINNESOTA LYNX MEDIA GUIDE

2011 WNBA CHAMPIONS



## FORMER PLAYER STATISTICS

STATISTICS INCLUDE THOSE IN A LYNX JERSEY ONLY



**Svetlana Abrosimova**   **Jordan Adams**   **Nicky Anosike**   **Angela Aycock**   **Adia Barnes**   **Jacqueline Batteast**   **Kiesha Brown**   **Marla Brumfield**

**ABROSIMOVA, SVETLANA** College: Connecticut '01 No: 25 Pos: F Ht: 6-2 Birthdate: July 9, 1980  
 Acquired: 2001 WNBA Draft (1st Round/7th overall).  
 Departed: Contract expired on February 21, 2008.

YEAR	G-GS	MIN	FG	FGA	PCT	FT	FTA	PCT	OR	DR	TOT	AST	PF	STL	TO	BLK	PTS	AVG
2001	26-23	846	114	293	.389	96	132	.727	43	131	174	53	70	42	85	9	343	13.2
2002	27-27	805	119	316	.377	56	116	.483	45	101	146	60	73	42	92	10	314	11.6
2003	30-25	792	112	285	.393	69	98	.704	44	97	141	82	79	44	90	11	318	10.6
2004	22-11	462	49	139	.353	28	46	.609	17	57	74	45	42	30	43	2	146	6.6
2005	31-31	777	109	276	.395	53	73	.726	29	78	107	60	86	48	80	6	304	9.8
2006	34-2	720	99	241	.411	41	62	.661	44	62	106	54	66	34	61	1	263	7.7
2007	34-29	843	132	298	.443	36	43	.837	53	97	150	85	86	44	68	4	345	10.1
Totals	204-148	5244	734	1848	.397	379	570	.665	275	623	898	439	502	284	519	43	2033	10.0
Three-point FG:	2001: 19-76 (.250); 2002: 20-60 (.333); 2003: 25-82 (.305); 2004: 20-53 (.377); 2005: 33-82 (.402); 2006: 24-65 (.369); 2007: 45-101 (.446); Totals: 186-519 (.358).																	

**ADAMS, JORDAN** College: New Mexico '03 No: 40 Pos: C Ht: 6-3 Birthdate: May 24, 1981  
 Acquired: 2003 WNBA Draft (2nd Round/18th overall).  
 Departed: Waived on May 12, 2004.

YEAR	G-GS	MIN	FG	FGA	PCT	FT	FTA	PCT	OR	DR	TOT	AST	PF	STL	TO	BLK	PTS	AVG
2003	10-0	96	13	33	.394	2	2	1.000	10	13	23	4	10	2	10	3	33	3.3
Three-point FG:	5-12 (.417)																	

**ANOSIKE, NICKY** College: Tennessee '08 No: 121 Pos: C/F Ht: 6-3 Birthdate: Feb. 27, 1986  
 Acquired: 2008 WNBA Draft (2nd Round/16th overall).  
 Departed: Traded to Washington on April 9, 2011 in exchange for Mystics' 2012 first-round pick.

YEAR	G-GS	MIN	FG	FGA	PCT	FT	FTA	PCT	OR	DR	TOT	AST	PF	STL	TO	BLK	PTS	AVG
2008	34-34	920	99	226	.438	116	166	.699	78	153	231	45	125	75	42	43	314	9.2
2009	30-29	896	130	265	.491	135	194	.696	73	149	222	81	88	81	61	28	396	13.2
2010	31-30	928	83	223	.372	119	154	.773	82	130	212	60	93	62	66	32	285	9.2
Totals	95-93	2744	399	244	.437	370	514	.720	233	432	665	186	306	218	169	103	995	10.5
Three-point FG:	2008: 0-1 (.000); 2009: 1-4 (0.0); 2010: 1-4 (0.0); Totals: 2-9 (.222)																	

**AYCOCK, ANGELA** College: Kansas '95 No: 12 Pos: F Ht: 6-3 Birthdate: Feb. 28, 1973  
 Acquired: Signed as a free agent on July 5, 2000.  
 Departed: Waived on April 25, 2001.

YEAR	G-GS	MIN	FG	FGA	PCT	FT	FTA	PCT	OR	DR	TOT	AST	PF	STL	TO	BLK	PTS	AVG
2000	3-0	6	0	0	.000	0	0	.000	0	3	3	4	1	0	0	0	0	0.0
Three-point FG:	0-0 (.000)																	

**BARNES, ADIA** College: Arizona '98 No: 32 Pos: F Ht: 5-11 Birthdate: Feb. 3, 1977  
 Acquired: 1999 WNBA Expansion Draft from Sacramento (4th Round/17th overall).  
 Departed: Traded to Phoenix on Oct. 27, 1999, with Tonya Edwards and Trisha Fallon for Marlies Askamp, Angela Aycock & Kristi Harrower.

YEAR	G-GS	MIN	FG	FGA	PCT	FT	FTA	PCT	OR	DR	TOT	AST	PF	STL	TO	BLK	PTS	AVG
1999	19-0	91	7	23	.304	6	12	.500	8	12	20	6	16	5	8	0	21	1.1
Three-point FG:	1-3 (.333)																	

**BATTEAST, JACQUELINE** College: Notre Dame '05 No: 21 Pos: F Ht: 6-0 Birthdate: March 26, 1983  
 Acquired: 2005 WNBA Draft (2nd Round/17th overall).  
 Departed: Traded to Detroit along with a 2007 WNBA third-round pick on April 5, 2006 for Ambrosia Anderson and a 2007 WNBA second-round pick.

YEAR	G-GS	MIN	FG	FGA	PCT	FT	FTA	PCT	OR	DR	TOT	AST	PF	STL	TO	BLK	PTS	AVG
2005	8-0	46	0	6	.000	0	0	...	0	5	5	3	4	0	3	1	0	0.0
Three-point FG:	0-0 (.000)																	

**BROWN, KIESHA** College: Georgia '01 No: 8 Pos: G Ht: 5-10 Birthdate: Jan. 13, 1979  
 Acquired: Signed as a free agent on May 2, 2007.  
 Departed: Waived on May 25, 2007.

YEAR	G-GS	MIN	FG	FGA	PCT	FT	FTA	PCT	OR	DR	TOT	AST	PF	STL	TO	BLK	PTS	AVG
2007	3-0	29	2	9	.222	6	8	.750	2	3	5	2	5	1	2	1	11	3.7
Three-point FG:	1-3 (.333)																	

**BRUMFIELD, MARLA** College: Rice '00 No: 25 Pos: G Ht: 5-9 Birthdate: June 6, 1978  
 Acquired: 2000 WNBA Draft (2nd Round/22nd overall).  
 Departed: Traded to Miami on April 20, 2001 for Georgia Schweitzer.

YEAR	G-GS	MIN	FG	FGA	PCT	FT	FTA	PCT	OR	DR	TOT	AST	PF	STL	TO	BLK	PTS	AVG
2000	32-17	613	47	101	.465	29	42	.690	22	38	60	42	70	22	40	2	124	3.9
Three-point FG:	1-9 (.111)																	



**Erin Buescher**   **Janell Burse**   **Tasha Butts**   **Grace Daley**   **Helen Darling**   **Keitha Dickerson**   **Megan Duffy**   **Teresa Edwards**

**BUESCHER, ERIN** College: The Master's College '02 No: 11 Pos: F Ht: 6-2 Birthdate: June 5, 1979  
 Acquired: 2001 WNBA Draft (2nd Round/23rd overall).  
 Departed: Traded to Charlotte with Maylana Martin on April 19, 2002, for Shaunzinski Gortman.

YEAR	G-GS	MIN	FG	FGA	PCT	FT	FTA	PCT	OR	DR	TOT	AST	PF	STL	TO	BLK	PTS	AVG
2001	32-19	725	64	184	.348	47	76	.618	42	76	118	62	101	27	65	29	183	5.7
Three-point FG:	8-29 (.276)																	

**BURSE, JANELL** College: Tulane '01 No: 33 Pos: C Ht: 6-5 Birthdate: May 19, 1979  
 Acquired: 2001 WNBA Draft (2nd Round/28th overall).  
 Departed: Traded to Seattle with Sheri Sam on April 15, 2004 for Amanda Lassiter and a 2004 WNBA first-round draft pick (sixth overall).

YEAR	G-GS	MIN	FG	FGA	PCT	FT	FTA	PCT	OR	DR	TOT	AST	PF	STL	TO	BLK	PTS	AVG
2001	20-0	169	16	48	.333	15	20	.750	23	19	42	5	20	2	20	15	47	2.4
2002	31-2	344	31	83	.373	21	36	.583	29	31	60	7	60	7	18	13	83	2.7
2003	29-14	438	76	155	.490	54	70	.771	40	68	108	19	81	13	42	28	206	7.1
Totals	80-16	951	123	286	.430	90	126	.714	92	118	210	31	161	22	80	56	336	4.2
Three-point FG:	2001: 0-1 (.000); 2002: 0-1 (.000); 2003: 0-2 (.000); Totals: 0-4 (.000)																	

**BUTTS, TASHA** College: Tennessee '04 No: 1 Pos: G Ht: 5-10 Birthdate: March 10, 1982  
 Acquired: 2004 WNBA Draft (2nd Round/20th overall).  
 Departed: Waived on May 19, 2005.

YEAR	G-GS	MIN	FG	FGA	PCT	FT	FTA	PCT	OR	DR	TOT	AST	PF	STL	TO	BLK	PTS	AVG
2004	30-0	423	24	80	.300	18	25	.720	21	41	62	25	37	13	23	7	76	2.5
Three-point FG:	10-37 (.270)																	

**DALEY, GRACE** College: Tulane '00 No: 4 Pos: G Ht: 5-6 Birthdate: June 26, 1978  
 Acquired: 2000 WNBA Draft (1st Round/5th overall).  
 Departed: Traded to New York on Sept. 18, 2000 for a 2001 WNBA first-round draft pick (12th overall).

YEAR	G-GS	MIN	FG	FGA	PCT	FT	FTA	PCT	OR	DR	TOT	AST	PF	STL	TO	BLK	PTS	AVG
2000	30-4	577	57	147	.388	42	65	.646	32	40	72	57	49	12	50	0	173	5.8
Three-point FG:	17-56 (.304)																	

**DARLING, HELEN** College: Penn State '00 No: 12 Pos: G Ht: 5-6 Birthdate: Aug. 29, 1978  
 Acquired: 2004 WNBA Dispersal Draft.  
 Departed: Traded to Charlotte along with a 2005 second-round draft pick (24th overall) on Feb. 11, 2005 for a second round 2005 pick (17th overall).

YEAR	G-GS	MIN	FG	FGA	PCT	FT	FTA	PCT	OR	DR	TOT	AST	PF	STL	TO	BLK	PTS	AVG
2004	33-22	707	43	130	.331	42	63	.667	11	56	67	115	83	30	74	4	140	4.2
Three-point FG:	12-55 (.218)																	

**DICKERSON, KEITHA** College: Texas Tech '00 No: 40 Pos: F Ht: 5-11 Birthdate: April 20, 1978  
 Acquired: 2000 WNBA Draft (2nd Round/24th overall).  
 Departed: Waived on May 24, 2001.

YEAR	G-GS	MIN	FG	FGA	PCT	FT	FTA	PCT	OR	DR	TOT	AST	PF	STL	TO	BLK	PTS	AVG
2000	32-29	791	54	142	.380	34	45	.756	31	110	141	59	107	37	70	2	142	4.4
Three-point FG:	0-2 (.000)																	

**DUFFY, MEGAN** College: Notre Dame '06 No: 5 Pos: G Ht: 5-7 Birthdate: July 13, 1984  
 Acquired: 2006 WNBA Draft (3rd Round/31st overall).  
 Departed: Contract expired on Aug. 19, 2007.

YEAR	G-GS	MIN	FG	FGA	PCT	FT	FTA	PCT	OR	DR	TOT	AST	PF	STL	TO	BLK	PTS	AVG
2006	31-0	389	33	92	.359	27	39	.692	10	19	29	36	37	9	24	0	105	3.4
2007	5-0	48	1	9	.111	4	4	1.000	2	3	5	7	7	1	4	0	7	1.4
Totals	36-0	437	34	101	.337	31	43	.721	12	22	34	43	44	10	28	0	112	3.1
Three-point FG:	2006: 12-37 (.324); 2007: 1-8 (.125); Totals: 13-45 (.289)																	

**EDWARDS, TERESA** College: Georgia '86 No: 4 Pos: G Ht: 5-11 Birthdate: July 19, 1964  
 Acquired: 2003 WNBA Draft (2nd Round/14th overall).

YEAR	G-GS	MIN	FG	FGA	PCT	FT	FTA	PCT	OR	DR	TOT	AST	PF	STL	TO	BLK	PTS	AVG
2003	34-34	854	63	168	.375	31	40	.775	24	81	105	148	60	41	92	11	181	5.3
2004	34-34	697	74	200	.370	21	30	.700	29	61	90	79	37	47	93	8	194	5.7
Totals	68-68	1551	137	368	.372	52	70	.743	53	142	195	227	97	88	185	19	375	5.5
Three-point FG:	2003: 24-80 (.300); 2004: 25-85 (.294); Totals: 49-165 (.297)																	





# 2012 MINNESOTA LYNX MEDIA GUIDE

2011 WNBA CHAMPIONS



## ALL-TIME TRANSACTIONS



Tonya Edwards Ashley Ellis-Milan Trisha Fallon Kristin Folkh Emily Fox Vanessa Gidden Shaunzinski Gortman Kamesha Hairston Lindsey Harding Kristi Harrower Vanessa Hayden-Johnson

**EDWARDS, TONYA** College: Tennessee '90 No: 13 Pos: G Ht: 5-10 Birthdate: March 13, 1968  
Acquired: 1999 WNBA Draft (1st Round/7th overall)  
Departed: Traded to Phoenix on Oct. 27, 1999, with Adia Barnes and Trisha Fallon for Marlies Askamp, Angela Aycock & Kristi Harrower.  
YEAR G-GS MIN FG FGA PCT FT FTA PCT OR DR TOT AST PF STL TO BLK PTS AVG  
1999 32-32 1031 165 462 .357 79 98 .806 15 97 112 84 104 27 68 13 475 14.8  
Three-point FG: 66-192 (.344)

**ELLIS-MILAN, ASHLEY** College: Minnesota No: 34 Pos: F Ht: 6-2 Birthdate: March 21, 1987  
Acquired: Signed as a free agent on April 22, 2010.  
Departed: Waived on May 12, 2010.

**FALLON, TRISHA** College: N/A No: 9 Pos: F Ht: 6-3 Birthdate: July 23, 1972  
Acquired: 1999 WNBA Draft (2nd Round/19th overall)  
Departed: Traded to Phoenix on Oct. 27, 1999, with Adia Barnes and Tonya Edwards for Marlies Askamp, Angela Aycock & Kristi Harrower.  
YEAR G-GS MIN FG FGA PCT FT FTA PCT OR DR TOT AST PF STL TO BLK PTS AVG  
1999 26-0 281 24 80 .300 23 31 .742 9 13 22 22 30 11 16 6 77 3.0  
Three-point FG: 6-17 (.353)

**FOLKH, KRISTIN** College: Stanford '98 No: 24 Pos: F Ht: 6-2 Birthdate: Dec. 19, 1975  
Acquired: Allocated by the WNBA on Sept. 15, 1998.  
Departed: Traded to Portland on Feb. 20, 2001, with a 2001 WNBA first-round draft pick (12th overall) for Lynn Pride and Michele Van Gorp.  
YEAR G-GS MIN FG FGA PCT FT FTA PCT OR DR TOT AST PF STL TO BLK PTS AVG  
1999 32-1 518 67 140 .479 21 39 .538 41 75 116 23 68 14 23 12 157 4.9  
2000 32-20 845 86 191 .450 66 94 .702 38 116 154 67 80 23 50 22 242 7.6  
Totals 64-21 1363 153 331 .462 87 133 .654 79 191 270 90 148 37 73 34 399 6.2  
Three-point FG: 1999: 2-14 (.143); 2000: 4-19 (.211); Totals: 6-33 (.182)

**FOX, EMILY** College: Minnesota '09 No: 3 Pos: G Ht: 5-9 Birthdate: April 23, 1987  
Acquired: 2009 WNBA Draft (3rd Round/30th Overall)  
Departed: Waived on June 5, 2009.

**GIDDEN, VANESSA** College: Hofstra No: 43 Pos: F Ht: 6-3 Birthdate: July 1, 1985  
Acquired: Signed as a free agent on April 22, 2010.  
Departed: Waived on May 12, 2010.

**GORTMAN, SHAUNZINSKI** College: South Carolina '00 No: 32 Pos: G Ht: 6-1 Birthdate: Dec. 7, 1979  
Acquired: From Charlotte for Erin Buescher and Maylana Martin on April 19, 2002.  
Departed: Waived on May 18, 2004.

**HAIRSTON, KAMESHA** College: Temple '07 No: 31 Pos: G/F Ht: 5-10 Birthdate: Aug. 18, 1985  
Acquired: Signed as a free agent on May 11, 2009.  
Departed: Waived on May 30, 2009.

**HARDING, LINDSEY** College: Duke '07 No: 10 Pos: G Ht: 5-8 Birthdate: June 12, 1984  
Acquired: Traded with Phoenix on April 4, 2007.  
Departed: Traded to Washington for two 2009 WNBA Draft picks on Jan. 31, 2009.  
YEAR G-GS MIN FG FGA PCT FT FTA PCT OR DR TOT AST PF STL TO BLK PTS AVG  
2007 20-20 802 86 243 .359 53 78 .679 15 72 87 78 44 20 47 6 233 11.7  
2008 24-11 591 51 139 .367 50 72 .687 9 47 56 76 56 27 55 4 154 6.4  
Totals 44-31 1393 137 382 .359 103 150 .687 24 119 143 154 100 47 102 10 387 8.8  
Three-point FG: 2007: 8-35 (.229); 2008: 2-25 (.080)

**HARROWER, KRISTI** College: Australia No: 8 Pos: G Ht: 5-4 Birthdate: March 4, 1975  
Acquired: Traded with Phoenix on Oct. 27, 1999.  
Departed: Rights renounced on May 6, 2009.  
YEAR G-GS MIN FG FGA PCT FT FTA PCT OR DR TOT AST PF STL TO BLK PTS AVG  
2001 4-1 72 7 15 .467 4 4 1.000 1 3 4 11 4 3 3 0 21 5.3  
2002 27-6 481 37 95 .389 4 10 .400 9 37 46 54 24 12 28 0 96 3.6  
2003 31-0 499 16 43 .368 8 13 .615 9 30 39 72 15 18 39 3 88 2.8  
2005 34-34 832 53 151 .351 28 36 .778 11 71 82 96 37 38 54 1 156 4.6  
Totals 158-44 2905 184 499 .369 124 164 .756 41 214 255 381 150 111 200 11 574 3.6  
Three-point FG: 2001: 3-6 (.500); 2002: 18-54 (.333); 2003: 16-43 (.372); 2005: 22-68 (.324)

**HAYDEN-JOHNSON, VANESSA** College: Florida '04 No: 55 Pos: C Ht: 6-4 Birthdate: June 5, 1982  
Acquired: 2004 WNBA Draft (1st Round/7th overall)  
Departed: Traded to Los Angeles in exchange for Christi Thomas on Jan. 31, 2009  
YEAR G-GS MIN FG FGA PCT FT FTA PCT OR DR TOT AST PF STL TO BLK PTS AVG  
2004 29-1 350 66 159 .415 21 28 .750 23 61 84 7 65 7 34 29 153 5.3  
2005 31-25 595 103 238 .433 40 72 .556 48 115 163 23 110 15 63 68 246 7.9  
2006 33-3 424 68 169 .402 41 66 .621 41 74 115 19 118 6 44 44 177 5.4  
2008 30-0 304 65 146 .445 27 44 .614 42 63 105 12 82 14 26 14 152 5.2  
Totals 123-39 1673 302 712 .424 129 220 .586 154 313 467 61 375 42 167 155 733 6.0  
Three-point FG: 2004: 0-0 (.000); 2005: 0-0 (.000); 2006: 0-0 (.000); 2008: 0-0 (.000); Totals: 0-0 (.000)



Roneeka Hodges Charde Houston Alexis Hornbuckle Tasha Humphrey Amber Jacobs Chandi Jones Susan King Borchardt Annie LaFleur

**HODGES, RONEEKA** College: Florida State '05 No: 5 Pos: G Ht: 5-10 Birthdate: June 19, 1982  
Acquired: Dispersal Draft involving former Houston Comets players on Dec. 8, 2008.  
Departed: Signed and traded to San Antonio on Feb. 19 in exchange for future considerations.  
YEAR G-GS MIN FG FGA PCT FT FTA PCT OR DR TOT AST PF STL TO BLK PTS AVG  
2009 33-27 902 115 276 .417 30 33 .909 20 79 99 64 54 21 36 15 328 9.9  
Three-point FG: 68-171 (.398)

**HOUSTON, CHARDE** College: Connecticut '08 No: 24 Pos: F Ht: 6-0 Birthdate: April 10, 1986  
Acquired: 2008 WNBA Draft (3rd Round/30th overall)  
Departed: Signed and traded to Phoenix along with Minnesota's second-round pick (24th overall) on Feb. 28, 2012 in exchange for Phoenix's 2012 second-round pick (18th overall).  
YEAR G-GS MIN FG FGA PCT FT FTA PCT OR DR TOT AST PF STL TO BLK PTS AVG  
2008 33-0 581 116 236 .492 60 81 .741 27 95 122 28 70 30 55 13 292 8.8  
2009 34-33 792 175 376 .465 72 99 .727 44 142 186 59 107 43 64 21 445 13.1  
2010 34-8 758 153 368 .416 50 71 .704 32 106 138 46 70 43 68 20 402 11.8  
2011 27-0 210 31 85 .365 9 12 .750 10 37 47 14 34 9 21 2 77 2.9  
Totals 128-41 2,340 475 1,065 .446 191 263 .726 113 380 493 147 281 125 208 56 1,216 9.5  
Three-point FG: 2008: 0-0 (.000); 2009: 23-69 (.333); 2010: 46-126 (.365); 2011: 6-23 (.261); Totals: 75-218 (.344)

**HORNBUCKLE, ALEXIS** College: Tennessee '08 No: 14 Pos: G Ht: 5-10 Birthdate: October 16, 1985  
Acquired: Acquired in a trade from Tulsa Shock on July 26, 2010 in exchange for Rashanda McCants.  
Departed: Signed and traded to Phoenix along with Phoenix's 2013 second-round pick.  
YEAR G-GS MIN FG FGA PCT FT FTA PCT OR DR TOT AST PF STL TO BLK PTS AVG  
2010 13-0 194 13 46 .283 9 12 .750 8 12 20 17 31 18 12 3 39 3.0  
2011 29-0 208 12 32 .375 2 4 .500 6 27 33 16 30 10 21 3 31 1.1  
Totals 42-0 402 25 78 .321 11 16 .688 14 39 53 33 61 28 33 6 70 1.7  
Three-point FG: 2010: 4-24 (.167); 2011: 5-17 (.294); Totals: 9-41 (.220)

**HUMPHREY, TASHA** College: Georgia '08 No: 34 Pos: F Ht: 6-3 Birthdate: Dec. 29, 1985  
Acquired: Signed as a free agent on July 17, 2009.  
Departed: Had qualifying offer withdrawn on Feb. 16, 2010, thus making her an unrestricted free agent.  
YEAR G-GS MIN FG FGA PCT FT FTA PCT OR DR TOT AST PF STL TO BLK PTS AVG  
2009 19-4 340 55 138 .399 21 26 .808 9 50 59 8 54 12 14 6 150 7.9  
Three-point FG: 19-59 (.322)

**JACOBS, AMBER** College: Boston College '04 No: 23 Pos: G Ht: 5-8 Birthdate: June 29, 1982  
Acquired: 2004 WNBA Draft (3rd Round/33rd overall)  
Departed: Signed with Washington on March 17, 2008.  
YEAR G-GS MIN FG FGA PCT FT FTA PCT OR DR TOT AST PF STL TO BLK PTS AVG  
2004 32-0 391 31 100 .310 20 22 .909 3 33 36 47 36 13 45 0 101 3.2  
2005 33-0 478 40 104 .385 21 29 .724 4 15 19 68 34 19 46 4 121 3.7  
2006 34-34 860 96 214 .449 47 57 .825 17 73 90 115 71 26 90 2 279 8.2  
2007 29-0 328 34 102 .333 8 13 .615 4 16 20 40 31 9 41 0 93 3.2  
Totals 128-34 2057 201 620 .387 96 121 .793 28 137 165 270 172 67 222 6 594 4.6  
Three-point FG: 2004: 19-60 (.317); 2005: 20-53 (.377); 2006: 40-102 (.392); 2007: 17-65 (.262); Totals: 96-280 (.343)

**JONES, CHANDI** College: Houston '04 No: 13 Pos: G Ht: 5-9 Birthdate: March 25, 1982  
Acquired: From Detroit along with Stacey Thomas and a 2006 WNBA first-round pick (7th overall) on July 30, 2004 for Katie Smith and a 2006 WNBA second-round pick (17th overall).  
Departed: Waived on May 18, 2007.  
YEAR G-GS MIN FG FGA PCT FT FTA PCT OR DR TOT AST PF STL TO BLK PTS AVG  
2005 10-9 281 29 83 .349 12 19 .632 10 23 33 30 26 13 17 3 81 8.1  
2006 6-0 38 5 9 .556 4 4 1.000 2 3 5 3 3 1 2 0 17 2.8  
Totals 16-9 319 34 92 .370 16 23 .696 12 26 38 33 29 14 19 3 98 6.1  
Three-point FG: 2005: 14-43 (.326); 2006: 5-20 (.250); Totals: 19-63 (.302)

**KING BORCHARDT, SUSAN** College: Stanford '05 No: 2 Pos: G Ht: 5-7 Birthdate: July 27, 1981  
Acquired: Signed as a free agent on April 25, 2004.  
Departed: Waived on July 7, 2005.  
YEAR G-GS MIN FG FGA PCT FT FTA PCT OR DR TOT AST PF STL TO BLK PTS AVG  
2005 3-0 17 0 1 .000 3 4 .750 0 1 1 1 1 2 0 0 1 3 1.0  
Three-point FG: 0-0 (.000)

**LAFLAUR, ANNIE** College: N/A No: 35 Pos: G Ht: 5-7 Birthdate: Nov. 3, 1969  
Acquired: Allocated by the WNBA on May 26, 1999.  
Departed: Traded to Washington on April 17, 2001, for a 2001 WNBA second-round draft pick (28th overall).  
YEAR G-GS MIN FG FGA PCT FT FTA PCT OR DR TOT AST PF STL TO BLK PTS AVG  
1999 25-0 333 23 66 .348 2 8 .250 14 24 38 36 19 8 20 0 59 2.4  
Three-point FG: 11-24 (.458)



# 2012 MINNESOTA LYNX MEDIA GUIDE

2011 WNBA CHAMPIONS



## FORMER PLAYER STATISTICS



**Amanda Lassiter**   **Betty Lennox**   **Tynesha Lewis**   **Andrea Lloyd Curry**  
**Stacey Lovelace**   **Hamchetou Maiga-Ba**   **Kristen Mann**   **Gabriela Marginean**

**LASSITER, AMANDA** College: Missouri '01 No: 24 Pos: F Ht: 6-1 Birthdate: June 9, 1979  
 Acquired: From Seattle along with a 2004 WNBA first-round pick (6th overall) on April 15, 2004 for Janel Burse and Sheri Sam.  
 Departed: Signed with Chicago on April 21, 2006.  
 YEAR G-GS MIN FG FGA PCT FT FTA PCT OR DR TOT AST PF STL TO BLK PTS AVG  
 2004 33-12 563 47 135 .348 6 9 .667 15 65 80 37 74 21 40 22 127 3.8  
 2005 31-3 388 38 115 .330 7 11 .636 10 36 46 23 55 14 29 4 107 3.5  
 Totals 64-15 951 85 250 .340 13 20 .650 25 101 126 60 129 35 69 26 234 3.7  
 Three-point FG: 2004: 27-89 (.303); 2005: 24-72 (.333); Totals: 51-161 (.317)

**LENNOX, BETTY** College: Louisiana Tech '00 No: 22 Pos: G Ht: 5-8 Birthdate: Dec. 4, 1976  
 Acquired: 2000 WNBA Draft (1st Round/6th overall).  
 Departed: Traded to Miami on June 11, 2002 for Tamara Moore. (Minnesota sent a 2003 WNBA first-round draft pick to Miami for a 2003 WNBA second-round draft pick to complete the trade on July 13, 2002.)  
 YEAR G-GS MIN FG FGA PCT FT FTA PCT OR DR TOT AST PF STL TO BLK PTS AVG  
 2000 32-31 984 201 471 .427 84 105 .800 53 125 178 82 112 53 97 9 541 16.9  
 2001 11-7 241 41 110 .373 19 20 .950 13 41 54 16 29 10 25 4 121 11.0  
 2002 5-1 138 10 48 .208 6 10 .600 2 14 16 16 23 5 20 0 31 6.2  
 Totals 48-39 1363 222 629 .401 109 135 .807 68 180 248 114 164 68 142 13 693 14.4  
 Three-point FG: 2000: 55-139 (.396); 2001: 20-52 (.385); 2002: 5-23 (.217); Totals: 80-214 (.374)

**LEWIS, TYNESHA** College: North Carolina State '01 No: 5 Pos: G Ht: 5-10 Birthdate: May 8, 1979  
 Acquired: Signed as a free agent July 11, 2005.  
 Departed: Retired on January 12, 2007.  
 YEAR G-GS MIN FG FGA PCT FT FTA PCT OR DR TOT AST PF STL TO BLK PTS AVG  
 2005 11-0 90 10 27 .370 7 9 .778 0 5 5 7 7 3 11 1 28 2.5  
 2006 19-0 202 19 55 .345 7 10 .700 10 17 27 18 16 12 16 5 46 2.4  
 Totals 30-0 292 29 82 .354 14 29 .483 10 22 32 25 23 15 27 6 74 2.5  
 Three-point FG: 2005: 1-3 (.333); 2006: 1-11 (.091); Totals: 2-14 (.143)

**LYNNOX, ANDREA** College: Texas '87 No: 5 Pos: F Ht: 6-2 Birthdate: Sept. 2, 1965  
 Acquired: 1999 WNBA Draft (3rd Round/31st overall).  
 Departed: Waived on May 27, 2001.  
 YEAR G-GS MIN FG FGA PCT FT FTA PCT OR DR TOT AST PF STL TO BLK PTS AVG  
 1999 32-31 899 75 200 .375 34 45 .756 38 100 138 91 92 30 62 12 214 6.7  
 2000 14-2 333 26 68 .382 12 17 .706 14 29 43 22 32 12 24 2 75 5.4  
 Totals 46-33 1232 101 268 .377 46 62 .742 52 129 181 113 124 42 86 14 289 6.3  
 Three-point FG: 1999: 30-90 (.333); 2000: 11-32 (.344); Totals: 41-122 (.336)

**LOVELACE, STACEY** College: Purdue '96 No: 5 Pos: F Ht: 6-4 Birthdate: Dec. 5, 1974  
 Acquired: Signed as a free agent on May 7, 2004.  
 Departed: Selected by Chicago in the 2005 WNBA Expansion Draft.  
 YEAR G-GS MIN FG FGA PCT FT FTA PCT OR DR TOT AST PF STL TO BLK PTS AVG  
 2004 34-0 388 49 122 .402 20 24 .833 25 41 66 20 47 18 45 9 121 3.6  
 2005 34-2 594 71 173 .405 43 54 .796 35 72 107 31 57 24 37 11 209 6.1  
 Totals 68-2 982 120 295 .406 63 78 .807 60 113 173 51 104 42 82 20 330 4.9  
 Three-point FG: 2004: 3-17 (.176); 2005: 28-63 (.443); Totals: 29-80 (.362)

**MAIGA-BA, HAMCHETOU** College: Old Dominion No: 99 Pos: F Ht: 6-2 Birthdate: April 25, 1978  
 Acquired: Signed as a free agent on Feb. 17, 2010.  
 Departed: Waived on May 12, 2011.  
 YEAR G-GS MIN FG FGA PCT FT FTA PCT OR DR TOT AST PF STL TO BLK PTS AVG  
 2010 34-9 275 43 112 .384 22 33 .667 35 43 78 31 54 13 .36 5 108 3.2  
 Totals 34-9 275 43 112 .384 22 33 .667 35 43 78 31 54 13 .36 5 108 3.2  
 Three-point FG: 0-1 (.000)

**MANN, KRISTEN** College: UC Santa Barbara '05 No: 44 Pos: F Ht: 6-1 Birthdate: Aug. 10, 1983  
 Acquired: 2005 WNBA Draft (1st Round/11th overall); signed as a free agent on Aug. 3, 2010  
 Departed: Free-agency (2010).  
 YEAR G-GS MIN FG FGA PCT FT FTA PCT OR DR TOT AST PF STL TO BLK PTS AVG  
 2005 24-0 185 30 60 .500 11 16 .688 11 24 35 11 16 8 7 1 71 3.0  
 2006 33-33 893 92 238 .387 25 34 .735 23 90 113 94 71 19 50 7 245 7.4  
 2007 34-17 882 96 256 .375 29 37 .784 39 83 122 43 81 31 27 7 258 7.6  
 2010 5-0 15 1 6 .166 0 0 .000 0 0 0 0 0 0 0 0 0 3 0.6  
 Totals 96-49 1975 219 560 .391 65 87 .747 73 197 270 148 168 58 84 15 577 6.0  
 Three-point FG: 2005: 0-9 (.000); 2006: 36-96 (.375); 2007: 37-106 (.349); Totals: 73-211 (.346)

**MARGINIAN, GABRIELA** College: Drexel No: 44 Pos: F Ht: 6-1 Birthdate: Feb. 12, 1987  
 Acquired: 2010 WNBA Draft (3rd Round/26th Overall).  
 Departed: Waived on May 24, 2010.  
 YEAR G-GS MIN FG FGA PCT FT FTA PCT OR DR TOT AST PF STL TO BLK PTS AVG  
 2010 4-0 12 1 5 .200 0 0 .000 3 1 4 1 2 1 1 1 1 2 0.5  
 Totals 4-0 12 1 5 .200 0 0 .000 3 1 4 1 2 1 1 1 1 2 0.5  
 Three-point FG: N/A



**Maylana Martin**   **Nuria Martinez**   **Rashanda McCants**   **Brittany McCoy**  
**Kelly Miller**   **Aisha Mohammed**   **Anna Montanana**   **Renee Montgomery**   **Navonda Moore**

**MARTIN, MAYLANA** College: UCLA '00 No: 13 Pos: F Ht: 6-2 Birthdate: April 17, 1978  
 Acquired: 2000 WNBA Draft (1st Round/10th overall).  
 Departed: Traded to Charlotte with Erin Buescher on April 19, 2002 for Shaunzinski Gortman.  
 YEAR G-GS MIN FG FGA PCT FT FTA PCT OR DR TOT AST PF STL TO BLK PTS AVG  
 2000 30-13 456 54 118 .458 19 32 .594 25 42 67 21 81 17 29 13 132 4.4  
 2001 31-12 494 35 103 .340 19 31 .613 27 59 86 19 87 17 37 15 95 3.1  
 Totals 61-25 950 89 221 .403 38 63 .603 52 101 153 40 168 34 66 28 227 3.7  
 Three-point FG: 2000: 5-19 (.263); 2001: 6-18 (.333); Totals: 11-37 (.297)

**MARTINEZ, NURIA** College: Spain No: 11 Pos: G Ht: 5-9 Birthdate: Feb. 29, 1984  
 Acquired: Claimed off of waivers from Sacramento on May 19, 2004 (2004); signed on April 20, 2010.  
 Departed: Waived on August 3, 2010.  
 YEAR G-GS MIN FG FGA PCT FT FTA PCT OR DR TOT AST PF STL TO BLK PTS AVG  
 2005 1-0 2 0 0 .000 0 0 .000 0 0 0 0 0 0 0 0 0 0.0  
 2010 15-0 128 6 33 .182 12 18 .667 0 11 11 11 22 5 12 0 27 1.8  
 Totals 16-0 130 6 34 .176 12 18 .667 0 11 11 11 22 5 12 0 27 1.7  
 Three-point FG: 2005: N/A; 2010: 3-20 (.150); Totals: 3-21 (.143)

**MCCANTS, RASHANDA** College: North Carolina No: 8 Pos: F/G Ht: 6-1 Birthdate: Nov. 17, 1986  
 Acquired: 2009 WNBA Draft (2nd Round/15th Overall).  
 Departed: Traded to the Tulsa Shock on July 26, 2010 in exchange for Alexis Hornbuckle.  
 YEAR G-GS MIN FG FGA PCT FT FTA PCT OR DR TOT AST PF STL TO BLK PTS AVG  
 2009 34-1 482 56 150 .373 22 39 .564 30 38 68 26 74 15 36 10 145 4.3  
 2010 17-4 268 33 84 .393 2 5 .400 21 20 41 16 37 10 14 2 95 5.6  
 Totals 51-5 750 89 234 .380 24 44 .545 51 58 109 42 111 25 50 12 240 4.7  
 Three-point FG: 2009: 11-38 (.289); 2010: 11-37 (.297); Totals: 22-75 (.293)

**MCCOY, BRITTANY** College: Minnesota No: 12 Pos: G Ht: 5-10 Birthdate: Nov. 26, 1987  
 Acquired: Signed as a free agent on April 22, 2010  
 Departed: Waived on May 22, 2010  
 YEAR G-GS MIN FG FGA PCT FT FTA PCT OR DR TOT AST PF STL TO BLK PTS AVG  
 2005 1-0 2 0 0 .000 0 0 .000 0 0 0 0 0 0 0 0 0 0.0  
 2010 15-0 128 6 33 .182 12 18 .667 0 11 11 11 22 5 12 0 27 1.8  
 Totals 16-0 130 6 34 .176 12 18 .667 0 11 11 11 22 5 12 0 27 1.7  
 Three-point FG: 2005: N/A; 2010: 3-20 (.150); Totals: 3-21 (.143)

**MILLER, KELLY** College: Georgia '01 No: 2 Pos: G Ht: 5-9 Birthdate: Sept. 6, 1978  
 Acquired: Acquired from Phoenix in trade involving Nicole Olshe on Jan. 30, 2009.  
 Departed: Departed as free agent (2009).  
 YEAR G-GS MIN FG FGA PCT FT FTA PCT OR DR TOT AST PF STL TO BLK PTS AVG  
 2009 34-25 945 54 149 .362 20 22 .909 19 55 74 67 56 24 50 2 150 4.4  
 Three-point FG: 22-66 (.333)

**MOHAMMED, AISHA** College: Virginia '09 No: 32 Pos: F Ht: 6-3 Birthdate: Oct. 21, 1985  
 Acquired: Signed as a free agent on May 11, 2009.  
 Departed: Waived on May 30, 2009.  
 YEAR G-GS MIN FG FGA PCT FT FTA PCT OR DR TOT AST PF STL TO BLK PTS AVG  
 2009 16-1 169 14 36 .389 2 2 1.000 15 11 26 19 17 9 12 0 35 2.2  
 Three-point FG: 5-15 (.333)

**MONTGOMERY, RENEE** College: Connecticut '09 No: 20 Pos: G Ht: 6-7 Birthdate: Dec. 2, 1986  
 Acquired: 2009 WNBA Draft (1st Round/4th overall).  
 Departed: Traded to Connecticut, along with 1st overall pick in 2010 WNBA Draft on Feb. 12, 2010 in exchange for Lindsay Whalen and 2nd overall choice in 2010 WNBA Draft.  
 YEAR G-GS MIN FG FGA PCT FT FTA PCT OR DR TOT AST PF STL TO BLK PTS AVG  
 2009 34-0 764 102 250 .408 60 72 .833 15 51 66 72 37 25 66 9 306 9.0  
 Three-point FG: 42-121 (.347)

**MOORE, NAVONDA** College: Alabama '07 No: 34 Pos: G Ht: 5-10 Birthdate: Nov. 4, 1984  
 Acquired: Signed as an undrafted free agent on April 19, 2007.  
 Departed: Waived on April 22, 2009.  
 YEAR G-GS MIN FG FGA PCT FT FTA PCT OR DR TOT AST PF STL TO BLK PTS AVG  
 2007 19-0 87 7 26 .269 6 8 .750 3 12 15 4 21 3 7 0 21 1.1  
 2008 16-0 125 15 47 .319 15 27 .556 7 8 15 5 18 4 3 3 48 3.0  
 Totals 35-0 212 22 73 .301 21 35 .600 10 20 30 9 39 7 10 3 69 2.0  
 Three-point FG: 2007: 1-8 (.125); 2008: 3-9 (.333); Totals: 4-17 (.235)





# 2012 MINNESOTA LYNX MEDIA GUIDE

## 2011 WNBA CHAMPIONS



### FORMER PLAYER STATISTICS



**Tamara Moore** **Eshaya Murphy** **Nicole Ohlde** **Kate Paye** **Angie Potthoff** **Lynn Pride** **Latoya Pringle** **Noelle Quinn**

**MOORE, TAMARA** College: Wisconsin '02 No: 21 Pos: G Ht: 5-11 Birthdate: April 11, 1980  
Acquired: From Miami on June 11, 2002, for Betty Lennox. (Minnesota sent a 2003 WNBA first-round draft pick to Miami for a 2003 WNBA second-round draft pick to complete the trade on July 13, 2002.)  
Departed: Traded to Detroit on May 19, 2003 for a 2004 WNBA third-round draft pick (39th overall.)

YEAR	G-GS	MIN	FG	FGA	PCT	FT	FTA	PCT	OR	DR	TOT	AST	PF	STL	TO	BLK	PTS	AVG
2002	26-20	653	63	172	.366	44	53	.830	20	56	76	78	65	23	74	9	196	7.5
Three-point FG: 26-68 (.382)																		

**MURPHY, ESHAYA** College: USC '07 No: 14 Pos: G Ht: 5-11 Birthdate: April 15, 1985  
Acquired: 2007 WNBA Draft (2nd Round/14th Overall).  
Departed: Traded to Detroit on June 21, 2008 in exchange for LaToya Thomas.

YEAR	G-GS	MIN	FG	FGA	PCT	FT	FTA	PCT	OR	DR	TOT	AST	PF	STL	TO	BLK	PTS	AVG
2007	32-0	436	54	145	.372	39	46	.848	50	54	104	17	48	19	20	8	165	5.2
2008	2-0	5	1	5	.200	0	0	N/A	2	0	2	0	2	0	0	0	2	1.0
Totals	34-0	441	55	150	.367	39	46	.848	52	54	106	17	50	19	20	8	167	4.9
Three-point FG: 2007: 18-66 (.273); 2008: 0-0 (.000); Totals: 15-66 (.273)																		

**OHLDE, NICOLE** College: Kansas State '04 No: 3 Pos: F Ht: 6-4 Birthdate: March 13, 1982  
Acquired: 2004 WNBA Draft (1st Round/6th Overall).  
Departed: Traded to Phoenix on Jan. 31, 2009 in exchange for Kelly Miller and LaToya Pringle.

YEAR	G-GS	MIN	FG	FGA	PCT	FT	FTA	PCT	OR	DR	TOT	AST	PF	STL	TO	BLK	PTS	AVG
2004	34-34	1018	136	308	.442	125	177	.706	83	111	194	60	103	16	74	45	397	11.7
2005	34-34	1038	133	292	.455	116	142	.817	63	131	194	78	92	21	84	22	382	11.2
2006	34-34	872	120	265	.453	87	131	.664	61	129	190	54	99	20	74	25	327	9.6
2007	34-34	922	128	342	.374	136	161	.845	69	139	208	56	127	17	82	20	392	11.5
2008	34-34	559	73	161	.453	51	65	.785	44	68	112	45	197	10	50	22	197	5.8
Totals	170-170	4409	590	1368	.431	515	676	.762	320	578	898	293	509	84	364	134	1695	10.0
Three-point FG: 2004: 0-2 (.000); 2005: 0-2 (.000); 2006: 0-1 (.000); 2007: 0-0 (.000); 2008: 0-0 (.000); Totals: 0-5 (.000)																		

**PAYE, KATE** College: Stanford '95 No: 14 (00), 7 (01) Pos: G Ht: 5-8 Birthdate: March 6, 1974  
Acquired: Allocated by the WNBA on May 3, 2000.  
Departed: Waived on May 12, 2002.

YEAR	G-GS	MIN	FG	FGA	PCT	FT	FTA	PCT	OR	DR	TOT	AST	PF	STL	TO	BLK	PTS	AVG
2000	28-12	408	19	58	.328	6	9	.667	3	27	30	38	49	8	28	6	56	2.0
2001	32-16	652	30	78	.385	11	16	.688	7	54	61	97	55	21	46	0	91	2.8
Totals	60-28	1060	49	136	.360	17	25	.680	10	81	91	135	104	29	74	6	147	2.5
Three-point FG: 2000: 12-41 (.293); 2001: 20-56 (.357); Totals: 32-97 (.330)																		

**POTTHOFF, ANGIE** College: Penn State '97 No: 44 Pos: F Ht: 6-2 Birthdate: June 12, 1974  
Acquired: 2000 WNBA Draft (4th Round/49th overall).  
Departed: Waived on May 7, 2001.

YEAR	G-GS	MIN	FG	FGA	PCT	FT	FTA	PCT	OR	DR	TOT	AST	PF	STL	TO	BLK	PTS	AVG
1999	32-25	1038	136	308	.442	125	177	.706	83	111	194	60	103	16	74	45	397	11.7
2000	3-0	8	0	2	.000	0	0	---	0	2	2	1	3	0	0	0	0	0.0
Totals	35-25	718	53	142	.373	18	33	.545	26	61	87	38	87	24	35	5	127	3.6
Three-point FG: 1999: 3-18 (.167); 2000: 0-1 (.000); Totals: 3-19 (.158)																		

**PRIDE, LYNN** College: Kansas '00 No: 34 Pos: F Ht: 6-2 Birthdate: Oct. 16, 1978  
Acquired: From Portland with Michele Van Gorp on Feb. 20, 2001 for Kristin Folk and a 2001 WNBA first-round draft pick (12th overall).  
Departed: Waived on July 6, 2003.

YEAR	G-GS	MIN	FG	FGA	PCT	FT	FTA	PCT	OR	DR	TOT	AST	PF	STL	TO	BLK	PTS	AVG
2001	32-14	713	68	174	.391	33	55	.600	47	99	146	28	77	28	46	20	170	5.3
2002	31-15	589	57	148	.385	8	17	.471	25	78	103	43	73	25	47	25	123	4.0
2003	13-0	66	7	14	.500	3	4	.750	8	9	17	1	11	3	8	1	17	1.3
Totals	76-29	1368	132	336	.393	44	76	.579	80	186	266	72	161	56	101	46	310	4.1
Three-point FG: 2001: 1-4 (.250); 2002: 1-10 (.100); 2003: 0-0 (.000); Totals: 2-14 (.143)																		

**PRINGLE, LATOYA** College: North Carolina '08 No: 15 Pos: F/C Ht: 6-3 Birthdate: Sept. 11, 1986  
Acquired: Traded to Minnesota from Phoenix along with Kelly Miller on Jan. 30, 2009 in exchange for Nicole Ohlde.  
Departed: Waived on July 26, 2009.

YEAR	G-GS	MIN	FG	FGA	PCT	FT	FTA	PCT	OR	DR	TOT	AST	PF	STL	TO	BLK	PTS	AVG
2009	17-0	159	13	30	.433	11	15	.733	14	23	37	8	22	3	14	14	37	2.2
Totals	17-0	159	13	30	.433	11	15	.733	14	23	37	8	22	3	14	14	37	2.2
Three-point FG: 0-0 (.000)																		

**QUINN, NOELLE** College: UCLA '07 No: 45 Pos: G Ht: 6-0 Birthdate: Jan. 3, 1985  
Acquired: 2007 Trade.  
Departed: Traded to Los Angeles in a three-way deal that netted the Lynx New York's 2010 first-round pick and Raffaella Masciadri from Los Angeles.

YEAR	G-GS	MIN	FG	FGA	PCT	FT	FTA	PCT	OR	DR	TOT	AST	PF	STL	TO	BLK	PTS	AVG
2007	34-19	670	124	298	.416	24	625	.038	18	71	89	148	40	29	67	13	96	2.8
2008	32-25	533	47	118	.398	12	18	.667	12	57	69	81	33	21	46	2	116	3.6
Totals	66-44	1202	84	242	.347	27	42	.643	30	128	158	229	73	50	113	15	212	3.2
Three-point FG: 2007: 7-38 (.184); 2008: 10-32 (.313); Totals: 17-70 (.243)																		



**Kristen Rasmussen** **Tamika Raymond** **Brandy Reed** **Sheri Sam** **Georgia Schweitzer** **Gwen Slaughter** **Charmin Smith** **Crystal Smith**

**RASMUSSEN, KRISTEN** College: Michigan State '00 No: 52 Pos: F Ht: 6-4 Birthdate: Nov. 1, 1978  
Acquired: Via Trade with Connecticut on March 14, 2008 in exchange for Tamika Raymond.  
Departed: Waived on Jan. 9, 2009.

YEAR	G-GS	MIN	FG	FGA	PCT	FT	FTA	PCT	OR	DR	TOT	AST	PF	STL	TO	BLK	PTS	AVG
2008	31-0	393	27	72	.375	17	23	.739	32	53	85	27	48	12	19	6	79	2.5
Three-point FG: 8-23 (.348)																		

**RAYMOND, TAMIKA** College: Connecticut '02 No: 20 Pos: F Ht: 6-1 Birthdate: April 12, 1980  
Acquired: 2002 WNBA Draft (1st Round/6th overall).  
Departed: Traded to Connecticut on March 14, 2008 for Kristen Rasmussen.

YEAR	G-GS	MIN	FG	FGA	PCT	FT	FTA	PCT	OR	DR	TOT	AST	PF	STL	TO	BLK	PTS	AVG
2002	31-31	1023	124	221	.561	63	108	.583	96	133	229	51	57	44	74	13	314	10.1
2003	34-34	1121	129	193	.668	45	93	.484	92	117	209	44	78	34	58	10	303	8.9
2004	34-33	978	102	189	.540	49	87	.563	82	123	205	38	65	39	66	5	254	7.5
2005	34-9	758	86	156	.551	25	46	.543	76	95	171	39	52	30	41	2	197	5.8
2006	31-30	671	65	147	.442	16	36	.444	73	101	174	21	44	16	37	1	147	4.7
2007	21-2	149	12	20	.600	7	11	.636	16	24	40	6	18	2	9	0	31	1.5
Totals	185-139	4701	518	926	.559	205	381	.538	435	593	1028	199	314	165	285	31	1246	6.7
Three-point FG: 2002: 3-11 (.273); 2003: 0-2 (.000); 2004: 1-4 (.250); 2005: 0-3 (.000); 2006: 1-9 (.111); 2007: 0-0 (.000); Totals: 5-29 (.172)																		

**REED, BRANDY** College: Southern Miss '98 No: 3 Pos: F Ht: 6-1 Birthdate: Feb. 17, 1977  
Acquired: 1999 Expansion Draft from Phoenix (1st Round/1st overall).  
Departed: Traded to Phoenix on Feb. 18, 2000 for a 2000 WNBA first-round draft pick (fifth overall).

YEAR	G-GS	MIN	FG	FGA	PCT	FT	FTA	PCT	OR	DR	TOT	AST	PF	STL	TO	BLK	PTS	AVG
1999	25-24	757	168	366	.459	53	70	.757	55	96	151	64	57	29	63	17	402	16.1
Three-point FG: 13-38 (.342)																		

**SAM, SHERI** College: Vanderbilt '96 No: 55 Pos: F Ht: 6-0 Birthdate: May 5, 1974  
Acquired: 2003 WNBA Dispersal Draft (2nd overall).  
Departed: Traded to Seattle with Janell Burse on April 15, 2004 for Amanda Lassiter and a 2004 WNBA first-round draft pick (sixth overall).

YEAR	G-GS	MIN	FG	FGA	PCT	FT	FTA	PCT	OR	DR	TOT	AST	PF	STL	TO	BLK	PTS	AVG
2003	34-28	953	138	360	.383	74	105	.705	46	96	142	88	70	38	48	6	374	11.0
Three-point FG: 24-73 (.329)																		

**SCHWEITZER, GEORGIA** College: Duke '01 No: 23 Pos: G Ht: 6-0 Birthdate: Jan. 31, 1979  
Acquired: From Miami on April 20, 2001 for Maria Brumfield.  
Departed: Retired from the WNBA on April 23, 2004.

YEAR	G-GS	MIN	FG	FGA	PCT	FT	FTA	PCT	OR	DR	TOT	AST	PF	STL	TO	BLK	PTS	AVG
2001	24-8	423	33	103	.320	13	17	.765	15	35	50	34	34	11	17	6	87	3.6
2002	30-9	509	42	87	.483	26	30	.867	7	44	51	37	47	15	27	5	124	4.1
2003	16-0	118	6	17	.353	0	0	---	7	11	18	7	6	3	8	1	15	0.9
Totals	70-17	1050	81	207	.391	39	47	.830	29	90	119	78	87	29	52	12	226	3.2
Three-point FG: 2001: 8-43 (.186); 2002: 14-33 (.424); 2003: 3-9 (.333); Totals: 25-85 (.294)																		



# 2012 MINNESOTA LYNX MEDIA GUIDE

2011 WNBA CHAMPIONS



## FORMER PLAYER STATISTICS



Katie Smith



Tiffany Stansbury



Shanele Stires



Sonja Tate



Christi Thomas



LaToya Thomas

**SMITH, KATIE** College: Ohio State '96 No: 14 (99), 30 (00-'05) Pos: G Ht: 5-11 Birthdate: June 4, 1974  
**Acquired:** Allocated by WNBA on May 3, 1999.  
**Departed:** Traded to Detroit along with a 2006 WNBA second-round pick (17th overall) on July 30, 2004 for Chandi Jones, Stacey Thomas and a 2006 WNBA first-round pick (7th overall).

YEAR	G-GS	MIN	FG	FGA	PCT	FT	FTA	PCT	OR	DR	TOT	AST	PF	STL	TO	BLK	PTS	AVG
1999	30-29	971	113	292	.387	72	94	.766	42	46	88	60	106	19	55	10	350	11.7
2000	32-32	1193	203	482	.421	152	175	.869	28	65	93	90	71	44	76	7	646	20.2
2001	32-32	1234	204	519	.393	246	275	.895	40	82	122	70	94	23	87	5	739	23.1
2002	31-31	1138	162	401	.404	126	153	.824	24	68	92	79	87	32	70	7	512	16.5
2003	34-34	1185	208	455	.457	126	143	.881	40	98	138	84	112	25	67	6	620	18.2
2004	23-23	800	137	318	.431	98	109	.899	17	67	84	52	63	23	51	6	432	18.8
2005	23-23	766	100	261	.383	71	9	.789	12	43	55	61	46	25	54	2	306	13.3
Totals	205-204	7287	1127	2728	.413	891	1039	.857	203	469	672	496	579	191	460	43	3605	17.6
<b>Three-point FG:</b> 1999: 52-136 (.382); 2000: 88-232 (.379); 2001: 85-240 (.354); 2002: 62-188 (.330); 2003: 78-200 (.390); 2004: 60-139 (.432); 2005: 35-104 (.337); Totals: 460-1239 (.371)																		

**STANSBURY, TIFFANY** College: North Carolina State '06 No: 42 Pos: F Ht: 6-3 Birthdate: Jan. 16, 1983  
**Acquired:** Signed as a Free Agent on May 25, 2007  
**Departed:** Waived on May 15, 2008

YEAR	G-GS	MIN	FG	FGA	PCT	FT	FTA	PCT	OR	DR	TOT	AST	PF	STL	TO	BLK	PTS	AVG
2007	30-14	437	55	120	.458	20	39	.513	50	80	130	15	78	13	29	11	130	4.3
<b>Three-point FG:</b> 0-0 (.00)																		

**STIRES, SHANELE** College: Kansas State '95 No: 3 Pos: F Ht: 5-11 Birthdate: May 21, 1972  
**Acquired:** 2000 WNBA Draft (4th Round/56th overall).  
**Departed:** Retired from the WNBA on April 30, 2003.

YEAR	G-GS	MIN	FG	FGA	PCT	FT	FTA	PCT	OR	DR	TOT	AST	PF	STL	TO	BLK	PTS	AVG
2000	21-0	117	13	29	.448	4	6	.667	6	8	14	7	22	6	14	0	35	1.7
2001	18-5	201	20	53	.377	5	7	.714	10	17	27	14	26	8	19	4	51	2.8
2002	9-0	22	2	4	.500	1	2	.500	4	2	6	1	3	0	2	1	6	0.7
Totals	48-5	340	35	86	.407	10	15	.667	20	27	47	22	51	14	35	5	92	1.9
<b>Three-point FG:</b> 2000: 5-10 (.500); 2001: 6-25 (.240); 2002: 1-2 (.500); Totals: 12-37 (.324)																		

**TATE, SONJA** College: Arkansas State '93 No: 19 (99), 10 (00) Pos: G Ht: 5-8 Birthdate: Sept. 7, 1971  
**Acquired:** 1999 WNBA Draft (4th Round/43rd overall); Allocated by the WNBA on April 25, 2002.  
**Departed:** Waived on May 27, 2001; Placed on the Suspended List on May 24, 2002; Waived on May 7, 2003.

YEAR	G-GS	MIN	FG	FGA	PCT	FT	FTA	PCT	OR	DR	TOT	AST	PF	STL	TO	BLK	PTS	AVG
1999	32-18	828	52	147	.354	23	30	.767	48	79	127	100	84	36	65	3	143	4.5
2000	8-0	94	10	22	.455	1	2	.500	6	7	13	5	13	3	7	0	27	3.4
Totals	40-18	922	62	169	.367	24	32	.750	54	86	140	105	97	39	72	3	170	4.3
<b>Three-point FG:</b> 1999: 16-67 (.239); 2000: 6-11 (.545); Totals: 22-78 (.282)																		

**THOMAS, CHRISTI** College: Georgia '04 No: 4 Pos: F/C Ht: 6-4 Birthdate: Aug. 14, 1982  
**Acquired:** Traded to Minnesota on Jan. 30, 2009 from Los Angeles in exchange for Vanessa Hayden-Johnson.  
**Departed:** Waived on July 17, 2009.

YEAR	G-GS	MIN	FG	FGA	PCT	FT	FTA	PCT	OR	DR	TOT	AST	PF	STL	TO	BLK	PTS	AVG
2009	11-0	66	1	21	.048	1	2	.500	5	10	15	3	15	3	6	5	3	0.3
<b>Three-point FG:</b> 0-7 (.000)																		

**THOMAS, LATOYA** College: Mississippi State '03 No: 32 Pos: F Ht: 6-2 Birthdate: June 6, 1981  
**Acquired:** From Detroit on June 21, 2008 in exchange for Eshaya Murphy.  
**Departed:** Free-Agency.

YEAR	G-GS	MIN	FG	FGA	PCT	FT	FTA	PCT	OR	DR	TOT	AST	PF	STL	TO	BLK	PTS	AVG
2008	13-0	147	19	38	.500	4	9	.44	8	17	25	3	16	2	18	0	47	3.6
<b>Three-point FG:</b> 5-7 (.714)																		



Stacey Thomas



Shona Thorburn



Michele Van Gorp



Val Raymond-Whiting



Adrian Williams



Sharnee Zoll

**THOMAS, STACEY** College: Michigan '00 No: 9 Pos: F Ht: 5-10 Birthdate: Aug. 29, 1978  
**Acquired:** From Detroit along with Chandi Jones and a 2006 WNBA first-round pick (7th overall) on July 30, 2004 for Katie Smith and a 2006 WNBA second-round pick (17th overall).  
**Departed:** Signed with Charlotte on April 12, 2006.

YEAR	G-GS	MIN	FG	FGA	PCT	FT	FTA	PCT	OR	DR	TOT	AST	PF	STL	TO	BLK	PTS	AVG
2005	1-0	3	0	2	.000	0	0	---	1	1	2	0	0	0	0	0	0	0.0
<b>Three-point FG:</b> 0-0 (.000)																		

**THORBURN, SHONA** College: Utah '06 No: 10 Pos: G Ht: 5-9 Birthdate: Aug. 7, 1982  
**Acquired:** 2006 WNBA Draft (1st Round/7th overall).  
**Departed:** Waived on May 14, 2007.

YEAR	G-GS	MIN	FG	FGA	PCT	FT	FTA	PCT	OR	DR	TOT	AST	PF	STL	TO	BLK	PTS	AVG
2006	22-0	143	5	27	.185	5	8	.625	4	14	18	19	11	4	14	2	16	0.7
<b>Three-point FG:</b> 0-1 (.125)																		

**VAN GORP, MICHELE** College: Duke '99 No: 31 Pos: C Ht: 6-6 Birthdate: May 10, 1977  
**Acquired:** From Portland along with Lynn Pride on Feb. 20, 2001, for Kristin Folk and a 2001 WNBA first-round draft pick (12th overall).  
**Departed:** Contract expired on Jan. 15, 2005.

YEAR	G-GS	MIN	FG	FGA	PCT	FT	FTA	PCT	OR	DR	TOT	AST	PF	STL	TO	BLK	PTS	AVG
2001	22-8	243	15	40	.375	11	20	.550	15	19	34	12	36	3	18	6	47	1.9
2002	22-13	352	41	90	.456	16	22	.727	29	35	64	14	53	6	20	11	100	4.5
2003	31-1	528	70	162	.432	35	52	.673	32	75	107	17	87	10	56	20	175	5.6
2004	8-0	66	9	19	.474	4	8	.500	6	7	13	1	8	0	7	1	22	2.8
Totals	83-22	1189	135	311	.434	66	102	.647	82	136	218	44	184	19	101	38	338	4.1
<b>Three-point FG:</b> 2001: 0-1 (.000); 2002: 2-7 (.286); 2003: 0-1 (.000); 2004: 0-1 (.000); Totals: 2-10 (.200)																		

**WHITING-RAYMOND, VAL** College: Stanford '93 No: 52 Pos: F Ht: 6-2 Birthdate: April 9, 1972  
**Acquired:** From Detroit on April 20, 2001 for a 2002 WNBA second-round draft pick (22nd overall).  
**Departed:** Waived on June 25, 2002.

YEAR	G-GS	MIN	FG	FGA	PCT	FT	FTA	PCT	OR	DR	TOT	AST	PF	STL	TO	BLK	PTS	AVG
2001	26-15	462	24	90	.267	40	54	.741	25	58	83	16	62	15	34	14	88	3.4
2002	6-3	52	4	13	.308	5	12	.417	3	6	9	5	10	2	4	2	13	2.2
Totals	32-18	514	28	103	.272	45	66	.682	28	64	92	21	72	17	38	16	101	3.2
<b>Three-point FG:</b> 2001: 0-1 (.000); 2002: 0-0 (-); Totals: 0-1 (.000)																		

**WILLIAMS, ADRIAN** College: Southern California '99 No: 34 Pos: F Ht: 6-4 Birthdate: Feb. 15, 1977  
**Acquired:** Signed as a free agent on Feb. 1, 2006.  
**Departed:** Traded to Sacramento for a second round pick (23rd overall) on February 14, 2007.

YEAR	G-GS	MIN	FG	FGA	PCT	FT	FTA	PCT	OR	DR	TOT	AST	PF	STL	TO	BLK	PTS	AVG
2006	32-0	488	60	134	.448	37	69	.536	40	109	149	8	60	25	19	8	157	4.9
Totals	32-0	488	60	134	.448	37	69	.536	40	109	149	8	60	25	19	8	157	4.9
<b>Three-point FG:</b> 2006: 0-1 (.000)																		

**ZOLL, SHARNEE** College: Virginia '08 No: 5 Pos: G Ht: 5-7 Birthdate: July 11, 1986  
**Acquired:** Claimed off of Waivers from Los Angeles on May 18, 2008  
**Departed:** Waived on June 26, 2008

YEAR	G-GS	MIN	FG	FGA	PCT	FT	FTA	PCT	OR	DR	TOT	AST	PF	STL	TO	BLK	PTS	AVG
2008	6-0	30	2	8	.250	5	6	.833	1	2	3	3	2	1	3	0	10	1.7
<b>Three-point FG:</b> 1-3 (.333)																		





# 2012 MINNESOTA LYNX MEDIA GUIDE

2011 WNBA CHAMPIONS



## LYNX DRAFT HISTORY

### 1999 WNBA DRAFT

Player	Pos.	Ht.	Draft Selection	College/Team
Tonya Edwards	G	5-10	1st Round 7th Overall	Columbus Quest (ABL)
Trisha Fallon	F	6-3	2nd Round 19th Overall	Australia (WNBL)
Andrea Lloyd Curry	C	6-2	3rd Round 31st Overall	Columbus Quest (ABL)
Sonja Tate	G	5-8	4th Round 43rd Overall	Columbus Quest (ABL)
Angie Potthoff	F	6-2	4th Round 49th Overall	Columbus Quest (ABL)

### 2000 WNBA DRAFT

Player	Pos.	Ht.	Draft Selection	College/Team
Grace Daley*	G	5-6	1st Round 5th Overall	Tulane
Betty Lennox	G	5-8	1st Round 6th Overall	Louisiana Tech
Maylana Martin**	F	6-3	1st Round 10th Overall	UCLA
Marla Brumfield	G	5-9	2nd Round 22nd Overall	Rice
Keitha Dickerson**	F	5-10	2nd Round 24th Overall	Texas Tech
Phylasha Whaley	F	5-10	3rd Round 38th Overall	Oklahoma
Jana Lichnerova	C	6-3	4th Round 54th Overall	St. Joseph's
Shanele Stires**	F	5-11	4th Round 56th Overall	Columbus Quest (ABL)

\* - from Phoenix for Brandy Reed      \*\* - from Miami for Marlies Askamp

### 2001 WNBA DRAFT

Player	Pos.	Ht.	Draft Selection	College/Team
Svetlana Abrosimova	F	6-2	1st Round 7th Overall	Connecticut
Erin Buescher	F	6-2	2nd Round 23rd Overall	The Master's College
Janell Burse*	C	6-5	2nd Round 28th Overall	Tulane
Tombi Bell	G	5-5	3rd Round 39th Overall	Florida
Megan Taylor	G	5-10	4th Round 55th Overall	Iowa State

\* - from Washington for Annie Burgess (formerly LaFleur)

### 2002 WNBA DRAFT

Player	Pos.	Ht.	Draft Selection	College/Team
Tamika Williams	F	6-2	1st Round 6th Overall	Connecticut
Lindsey Meder	G	5-8	3rd Round 38th Overall	Iowa
Sharron Francis	G	5-8	4th Round 54th Overall	Old Dominion

### 2003 WNBA DRAFT

Player	Pos.	Ht.	Draft Selection	College/Team
Teresa Edwards	G	5-11	2nd Round 14th Overall	Georgia
Jordan Adams	C	6-3	2nd Round 18th Overall	New Mexico
Carla Bennett	C	6-3	3rd Round 29th Overall	Drake

### 2004 WNBA DRAFT

Player	Pos.	Ht.	Draft Selection	College/Team
Nicole Ohlde*	F	6-5	1st Round 6th Overall	Kansas State
Vanessa Hayden	C	6-4	1st Round 7th Overall	Florida
Tasha Butts	F	5-11	2nd Round 20th Overall	Tennessee
Amber Jacobs	G	5-8	3rd Round 33rd Overall	Boston College
Kate Bulger**	G	5-11	3rd Round 38th Overall	West Virginia

\* - from Seattle for Sheri Sam      \*\* - from Detroit for Tamara Moore

### 2005 WNBA DRAFT

Player	Pos.	Ht.	Draft Selection	College/Team
Kristen Mann	F	6-2	1st Round 11th Overall	UC Santa Barbara
Jacqueline Batteast*	F	6-2	2nd Round 17th Overall	Notre Dame
Monique Bivins	G	5-9	3rd Round 37th Overall	Alabama

\* - from Charlotte for Helen Darling

### 2006 WNBA DRAFT

Player	Pos.	Ht.	Draft Selection	College/Team
Seimone Augustus	G	6-1	1st Round 1st Overall	Louisiana State
Shona Thorburn*	G	5-10	1st Round 7th Overall	Utah
Megan Duffy	G	5-7	3rd Round 31st Overall	Notre Dame

\* - from Detroit for Katie Smith

### 2007 WNBA DRAFT

Player	Pos.	Ht.	Draft Selection	College/Team
Noelle Quinn	G	6-0	1st Round 4th Overall	UCLA
Eshaya Murphy	G	5-11	2nd Round 15th Overall	Southern California
Brooke Smith*	C	6-3	2nd Round 23rd Overall	Stanford
Kathrin Rens**	F	6-4	2nd Round 24th Overall	Boston College

\* - from Sacramento for Adrian Williams      \*\* - from Detroit for Jacqueline Batteast

### 2008 WNBA DRAFT

Player	Pos.	Ht.	Draft Selection	College/Team
Candice Wiggins	G	5-11 1/2	1st Round 3rd Overall	Stanford
Nicky Anosike	C	6-4	2nd Round 16th Overall	Tennessee
Charde Houston	F	6-1	3rd Round 30th Overall	Connecticut

### 2009 WNBA DRAFT

Player	Pos.	Ht.	Draft Selection	College/Team
Renee Montgomery	G	5-7	1st Round 4th Overall	Connecticut
Quanitra Hollingsworth*	C	6-5	1st Round 9th Overall	Virginia Commonwealth
Rashanda McCants*	F	6-1	2nd Round 15th Overall	North Carolina
Emily Fox	G	5-9	3rd Round 30th Overall	Minnesota

\* - from Washington for Lindsey Harding

### 2010 WNBA DRAFT

Player	Pos.	Ht.	Draft Selection	College/Team
Monica Wright	G	5-11	1st Round 2nd Overall	Virginia
Kelsey Griffin*	F	6-2	1st Round 3rd Overall	Nebraska
Gabriela Marginean	F	6-1	3rd Round 26th Overall	Drexel

\* - traded to Connecticut in exchange for its 2011 first and second round picks

### 2011 WNBA DRAFT

Player	Pos.	Ht.	Draft Selection	College/Team
Maya Moore	F	6-0	1st Round 1st Overall	Virginia
Amber Harris	F	6-5	1st Round 4th Overall	Nebraska
Jessica Breland*	F	6-4	2nd Round 13th Overall	
Felicia Chester**	F	6-3	2nd Round 14th Overall	
Kachine Alexander	G	5-11	3rd Round 26th Overall	

\* - traded to New York in exchange for No. 22 overall pick (Angel Robinson) and 2012 second-round pick  
\*\* - traded to Atlanta in exchange for No. 18 overall pick (Rachel Jarry) and 2012 second-round pick

### 2012 WNBA DRAFT

Player	Pos.	Ht.	Draft Selection	College/Team
Devereaux Peters	F	6-2	1st Round 3rd Overall	Notre Dame
Damiris Dantas	C	6-4	1st Round 12th Overall	Brazil
Julie Wojta	G/F	6-0	2nd Round 18th Overall	Wisconsin-Green Bay
Kayla Standish	F	6-2	2nd Round 19th Overall	Gonzaga
Nika Baric	G	5-7	2nd Round 20th Overall	Slovenia
Jacki Gemelos	G	6-0	3rd Round 31st Overall	USC

### Minnesota Lynx Firsts

<b>FIRST REGULAR-SEASON GAME</b> June 12, 1999 Detroit at Minnesota	<b>FIRST FIELD GOAL ATTEMPT</b> Brandy Reed	<b>FIRST ASSIST</b> Sonja Tate
<b>FIRST FINAL SCORE</b> Minnesota 68, Detroit 51	<b>FIRST FREE THROW</b> Tonya Edwards	<b>FIRST DOUBLE-DOUBLE</b> Andrea Lloyd Curry July 21 at Charlotte
<b>FIRST ATTENDANCE</b> 12,122	<b>FIRST PERSONAL FOUL</b> Angie Potthoff	<b>FIRST WIN</b> June 12 vs. Detroit 68-51
<b>FIRST STARTING LINE-UP</b> F-Brandy Reed, F-Angie Potthoff C-Andrea Lloyd Curry G-Sonja Tate, G-Tonya Edwards	<b>FIRST REBOUND</b> Brandy Reed	<b>FIRST ROAD WIN</b> June 24 at Los Angeles 86-73
<b>FIRST SUBSTITUTION</b> Kristin Folk replaced Angie Potthoff	<b>FIRST STEAL</b> Sonja Tate	<b>FIRST TURNOVER</b> Angie Potthoff
<b>FIRST POINT/FIELD GOAL</b> Tonya Edwards (layout)	<b>FIRST LOSS</b> June 19 vs. Houston 55-69	



# 2012 MINNESOTA LYNX MEDIA GUIDE

2011 WNBA CHAMPIONS



## LYNX DRAFT HISTORY

### All-Time College Roster

Includes Lynx players who have appeared on a regular-season roster through 2012

**Alabama-1** (Navonda Moore), **Arizona-1** (Adia Barnes), **Arkansas State-1** (Sonja Tate), **Boston College-2** (Amber Jacobs, Kathrin Ress), **BYU-1** (Erin Thorn), **Connecticut-5** (Svetlana Abrosimova, Charde Houston, Renee Montgomery, Maya Moore, Tamika Raymond), **Drexel-1** (Gabriela Marginean), **Duke-3** (Lindsey Harding, Georgia Schweitzer, Michele Van Gorp), **Florida-1** (Vanessa Hayden-Johnson), **Florida State-1** (Roneeka Hodges), **Georgia-5** (Kiesha Brown, Teresa Edwards, Tasha Humphrey, Kelly Miller, Christi Thomas), **Georgetown-1** (Rebekkah Brunson), **George Washington-2** (Jessica Adair, Anna Montanana), **Houston-1** (Chandi Jones), **Kansas-2** (Angela Aycock, Lynn Pride), **Kansas State-2** (Shanele Stires, Nicole Ohlde), **Iowa-2** (Lindsey Meder, Crystal Smith), **Louisiana State-1** (Seimone Augustus), **Louisiana Tech-1** (Betty Lennox), **The Master's College-1** (Erin Buescher), **Michigan-1** (Stacey Thomas), **Michigan State-1** (Kristen Rasmussen), **Minnesota-1** (Lindsay Whalen), **Mississippi State-1** (LaToya Thomas), **Missouri-1** (Amanda Lassiter), **New Mexico-1** (Jordan Adams), **Notre Dame-2** (Jacqueline Batteast, Megan Duffy), **North Carolina-2** (Rashanda McCants, LaToya Pringle), **North Carolina State-2** (Tynesha Lewis, Tiffany Stansbury), **Ohio State-1** (Katie Smith), **Old Dominion-1** (Hamchetou Maiga-Ba), **Penn State-2** (Angie Potthoff, Helen Darling), **Purdue-1** (Stacey Lovelace-Tolbert), **Rice-1** (Marla Brumfield), **South Carolina-1** (Shaunzinski Gortman), **Southern California-2** (Shay Murphy, Adrian Williams), **Southern Mississippi-1** (Brandy Reed), **St. Edward's-1** (Taj McWilliams-Franklin), **Stanford-6** (Kristin Folk, Kate Paye, Charmin Smith, Val Whiting-Raymond, Susan King Borchardt, Candice Wiggins), **Tennessee-4** (Nicky Anosike, Tasha Butts, Tonya Edwards, Alexis Hornbuckle), **Texas-1** (Andrea Lloyd Curry), **Texas Tech-1** (Keitha Dickerson), **Tulane-3** (Janell Burse, Grace Daley, Gwen Slaughter), **UCLA-2** (Maylana Martin, Noelle Quinn), **UC Santa Barbara-1** (Kristen Mann), **Utah-1** (Shona Thorburn), **Vanderbilt-1** (Sheri Sam), **Virginia-2** (Monica Wright, Shamee Zoll), **Virginia Commonwealth-1** (Quanita Hollingsworth), **Wisconsin-1** (Tamara Moore), **Xavier-1** (Amber Harris), **Australia-3** (Trisha Fallon, Annie LaFleur, Kristi Harrower), **Spain-1** (Nuria Martinez)

### All-Time Numbers

Includes Lynx players who have appeared on a regular-season roster through 2010

- |  |   |
|--|---|
| 1 Tasha Butts/Tynesha Lewis/Kathrin Ress/Jessica Adair   | 31 Michele Van Gorp   |
| 2 Susan King Borchardt/Kelly Miller  | 32 Adia Barnes/Shauzinski Gortman/ LaToya Thomas/Rebekkah Brunson |
| 3 Brandy Reed/Shanele Stires/Nicole Ohlde  | 33 Janell Burse/Seimone Augustus                                  |
| 4 Grace Daley/Teresa Edwards/Christi Thomas  | 34 Lynn Pride/Adrian Williams/Navonda Moore/Tasha Humphrey        |
| 5 Andrea Lloyd Curry/Stacey Lovelace-Tolbert/Megan Duffy/Shamee Zoll/Roneeka Hodges/Erin Thorn | 35 Annie LaFleur  |
| 7 Kate Paye (also 14)  | 40 Keitha Dickerson/Jordan Adams                                  |
| 8 Kristi Harrower/Kiesha Brown/Rashanda McCants  | 42 Tiffany Stansbury  |
| 9 Trisha Fallon/Stacey Thomas/Quanita Hollingsworth  | 44 Angie Potthoff/Kristen Mann/Gabriela Marginean                 |
| 10 Sonja Tate (also 19)/Lindsey Meder/Shona Thorburn/Lindsey Harding                           | 45 Gwen Slaughter/Noelle Quinn                                    |
| 11 Erin Buescher/Nuria Martinez/Candice Wiggins  | 52 Val Whiting-Raymond/Kristen Rasmussen                          |
| 12 Angela Aycock/Helen Darling/Anna Montanana  | 55 Sheri Sam/Vanessa Hayden                                       |
| 13 Tonya Edwards/Maylana Martin/Chandi Jones   | 99 Hamchetou Maiga-Ba   |
| 14 Katie Smith (also 30)/Kate Paye (also 7)/Shay Murphy/Alexis Hornbuckle                      |   |
| 15 Crystal Smith   |   |
| 19 Sonja Tate (also 10)  |   |
| 20 Tamika Raymond/Charde Houston (also 24)/Renee Montgomery/Nuria Martinez (also 11)           |   |
| 21 Charmin Smith/Tamara Moore/Jacqueline Batteast/Nicky Anosike                                |   |
| 22 Betty Lennox  |   |
| 23 Georgia Schweitzer/Amber Jacobs   |   |
| 24 Kristin Folk/Amanda Lassiter/Charde Houston   |   |
| 25 Marla Brumfield/Svetlana Abrosimova   |   |
| 30 Katie Smith (also 14)/Anna DeForge  |   |





# 2012 MINNESOTA LYNX MEDIA GUIDE

2011 WNBA CHAMPIONS



## ALL-TIME TRANSACTIONS

The following significant transactions occurred on these dates in the history of the Minnesota Lynx:

### 1998

**SEPT. 15** The WNBA allocated the first player to the Minnesota entry; Stanford forward **Kristin Folk**.

**NOV. 17** Hired **Brian Agler** as head coach and general manager.

**DEC. 3** Hired **Kelly Kramer** and **Heidi VanDerveer** as assistant coaches.

### 1999

**APR. 6** Selected four players in the 1999 WNBA Expansion Draft: Forward **Brandy Reed** (Phoenix Mercury), guard **Kim Williams** (Utah Starz), forward **Octavia Blue** (Los Angeles Sparks) and forward **Adia Barnes** (Sacramento Monarchs).

**MAY 3** The WNBA allocated forward **Katie Smith** to Minnesota.

**MAY 4** Selected five players in the 1999 WNBA Draft: Columbus Quest guard **Tonya Edwards** (first round, seventh overall), WNBL forward **Trisha Fallon** (second round, 19th overall), Columbus Quest forward **Andrea Lloyd Curry** (third round, 31st overall), Columbus Quest guard **Sonja Tate** (fourth round, 43rd overall) and Columbus Quest forward **Angie Potthoff** (fourth round, 49th overall).

**MAY 14** The WNBA allocated guard **Jamie Redd**, forward **Carol Ann Shudlick**, forward **Charmin Smith**, guard **Itoero Umoh** and forward **DeMya Walker** to Minnesota.

**MAY 17** Waived guard **Jamie Redd** and forward **Carol Ann Shudlick**.

**MAY 19** Waived guard **Itoero Umoh** and forward **DeMya Walker**.

**MAY 21** Waived forward **Octavia Blue**.

**MAY 26** The WNBA allocated guard **Annie LaFleur** to Minnesota.

**JUNE 1** The WNBA allocated guard **Shelley Sandie** to Minnesota.

**JUNE 8** Waived guard **Kim Williams**.

**JUNE 9** Waived guard **Shelley Sandie**.

**OCT. 27** Traded forward **Adia Barnes**, guard **Tonya Edwards** and forward **Trisha Fallon** to the Phoenix Mercury for center **Marlies Askamp**, forward **Angela Aycock** and guard **Kristi Harrower**.

**DEC. 15** Seattle selected two Lynx players in the 2000 WNBA Expansion Draft: forward **Angela Aycock** (third round, 10th overall) and forward **Charmin Smith** (sixth round, 23rd overall).

### 2000

**FEB. 18** Traded forward **Brandy Reed** to the Phoenix Mercury for a first-round draft pick (fifth overall) in the 2000 WNBA Draft.

**APR. 14** Traded center **Marlies Askamp** to the Miami Sol for a first-round pick (10th overall), a second-round pick (24th overall) and a fourth-round pick (56th overall) in the 2000 WNBA Draft.

**APR. 25** Selected eight players in the 2000 WNBA Draft: Tulane guard **Grace Daley** (first round, fifth overall), Louisiana Tech guard **Betty Lennox** (first round, sixth overall), UCLA forward **Maylana Martin** (first round, 10th overall), Rice guard **Marla Brumfield** (second round, 22nd overall), Texas Tech forward **Keitha Dickerson** (second round, 24th overall), Oklahoma forward **Phylesha Whaley** (third round, 38th overall), St. Joseph's center **Jana Lichnerova** (fourth round, 54th overall) and Columbus Quest forward **Shanele Stires** (fourth round, 56th overall).

**MAY 3** The WNBA allocated center **Marta DeSouza Sobral**, forward **Dale Hodges**, forward **Elena Papparazo**, guard **Kate Paye** and guard **Kim Smallwood** to Minnesota.

**MAY 8** Waived forward **Dale Hodges** and center **Jana Lichnerova**.

**MAY 11** Waived center **Marta DeSouza Sobral**, forward **Elena Papparazo**, guard **Kim Smallwood** and forward **Phylesha Whaley**.

**MAY 28** Placed forward **Angie Potthoff** (plantar fasciitis, right foot) on the Injured List.

**JULY 1** Placed forward **Andrea Lloyd Curry** (torn ACL, left knee) on the Injured List; activated forward **Angie Potthoff** from the Injured List.

**JULY 5** Placed guard **Sonja Tate** (osteoarthritis, right knee) on the Injured List; signed forward **Angela Aycock** to a seven-day contract.

**JULY 19** Signed forward **Angela Aycock** for the remainder of the season.

**SEPT. 18** Traded guard **Grace Daley** to the New York Liberty for a first-round pick (12th overall) in the 2001 WNBA Draft.

### 2001

**FEB. 20** Traded forward **Kristin Folk** and a first-round draft pick (12th overall) in the 2001 WNBA Draft to the Portland Fire for forward **Lynn Pride** and center **Michele Van Gorp**.

**APR. 17** Traded guard **Annie Burgess** (formerly **LaFleur**) to the Washington Mystics for a second-round draft pick (28th overall) in the 2001 WNBA Draft.

**APR. 20** Selected five players in the 2001 WNBA Draft: Connecticut forward **Svetlana Abrosimova** (first round, seventh overall), The Master's College guard **Erin Buescher** (second round, 23rd overall), Tulane center **Janell Burse** (second round, 28th overall), Florida guard **Tombi Bell** (third round, 39th overall) and Iowa State guard **Megan Taylor** (fourth round, 55th overall); traded guard **Marla Brumfield** to the Miami Sol for the draft rights to guard **Georgia Schweitzer** (second round, 21st overall); acquired forward **Val Whiting-Raymond** from the Detroit Shock for a second-round pick (22nd overall) in the 2002 WNBA Draft.

**APR. 25** Waived forward **Angela Aycock**.

**APR. 30** The WNBA allocated forward **Jo Hill** to Minnesota.

**MAY 7** Waived guard **Tombi Bell** and forward **Angie Potthoff**.

**MAY 18** Placed guard **Sonja Tate** on the Suspended List.

**MAY 24** Waived forward **Keitha Dickerson**.

**MAY 25** Waived guard **Megan Taylor**.

**MAY 27** Waived forward **Andrea Lloyd Curry** and guard **Sonja Tate**; placed forward **Jo Hill** on the Suspended List; placed forward **Svetlana Abrosimova** (tarsal dislocation of the second metatarsal, left foot) and **Shanele Stires** (lower back strain) on the Injured List.

**JUNE 13** Placed guard **Kristi Harrower** (torn ACL and sprained MCL, left knee) on the Injured List; activated forward **Shanele Stires** from the Injured List; waived forward **Jo Hill**.

**JUNE 21** Placed guard **Betty Lennox** (strained left hip capsule) on the Injured List; activated forward **Svetlana Abrosimova** from the Injured List.

**AUG. 4** Placed forward **Val Whiting-Raymond** (sprained right ankle) on the Injured List; activated guard **Betty Lennox** from the Injured List.

**AUG. 12** Placed forward **Shanele Stires** (plantar fasciitis, right foot) on the Injured List; activated forward **Val Whiting-Raymond**.

### 2002

**APR. 19** Selected three players in the 2002 WNBA Draft: Connecticut forward **Tamika Williams** (first round, six overall), Iowa guard **Lindsey Meder** (third round, 38th overall) and Old Dominion guard **Sharron Francis** (fourth round, 54th overall); traded forward **Erin Buescher** and forward **Maylana Martin** to the Charlotte Sting for the draft rights to guard **Shaunzinski Gortman** (first round, ninth overall).

**APR. 25** The WNBA allocated the following players to Minnesota: forward **ShaRae Mansfield**; forward **Lauri McIntosh**, center **Chana Perry** and guard **Sonja Tate**.

**MAY 7** Waived guard **Sharron Francis**, forward **ShaRae Mansfield** and forward **Lauri McIntosh**.

**MAY 11** The WNBA allocated forward **Angelina Wolvert** to Minnesota.

**MAY 12** Waived guard **Kate Paye**.

**MAY 24** Waived forward **Angelina Wolvert**; placed guard **Kristi Harrower** (left knee surgery) and guard **Lindsey Meder** (torn ACL, right knee) on the Injured List; placed center **Chana Perry** on the Priority/Assignment List; placed guard **Sonja Tate** on the Suspended List.

**JUNE 4** Placed center **Michele Van Gorp** (tendinitis, left ankle) on the Injured List; activated guard **Kristi Harrower** from the Injured List.

**JUNE 11** Acquired guard **Tamara Moore** from the Miami Sol in exchange for guard **Betty Lennox**.

**JUNE 13** Acquired the Miami Sol's second-round selection in the 2003 WNBA Draft in exchange for a 2003 first-round draft pick, completing the **Tamara Moore-Betty Lennox** trade from June 11.

**JUNE 21** Placed forward **Val Whiting-Raymond** (lower back spasms) on the Injured List; activated center **Michele Van Gorp** from the Injured List.

**JUNE 25** Waived forward **Val Whiting-Raymond**.

**JULY 16** Relieved **Brian Agler** of his duties as head coach, while retaining him as general manager; promoted assistant coach **Heidi VanDerveer** to head coach for the remainder of the 2002 WNBA season.

### 2003

**JAN. 21** Named **Suzie McConnell Serio** head coach.

**FEB. 21** Named **Nancy Darsch** assistant coach.

**APR. 24** Selected forward **Sheri Sam** (Miami Sol) in the 2003 WNBA Dispersal Draft.

**APR. 25** Selected three players in the 2003 WNBA Draft: Georgia guard **Teresa Edwards** (second round, 14th overall), New Mexico center **Jordan Adams** (second round, 18th overall) and Drake center **Carla Bennett** (third round, 29th overall); hired **Carolyn Jenkins** as an assistant coach.

**APR. 30** Re-signed forward **Lynn Pride**; signed 2003 WNBA Draft picks: center **Jordan Adams** and center **Carla Bennett**; signed free agent **Sonia Chase**; forward **Shanele Stires** announced her retirement from the WNBA.

**MAY 1** Re-signed guard **Katie Smith** and guard **Georgia Schweitzer**; signed guard **Teresa Edwards**, a 2003 WNBA Draft pick; signed free agent forwards **LaTonya Sims** and forward **Gwen Slaughter**.

**MAY 2** Signed free agent center **Carolyn Moos**.

**MAY 4** Re-signed forward **Svetlana Abrosimova**.

**MAY 5** Signed forward **Sheri Sam**.

**MAY 7** Waived center **Chana Perry** (Suspended List), forward **LaTonya Sims** and guard **Sonja Tate** (Suspended List).

**MAY 11** Re-signed center **Janell Burse**; waived center **Carla Bennett** and guard **Lindsey Meder**.

**MAY 15** Re-signed center **Michele Van Gorp**; waived center **Carolyn Moos**.

**MAY 16** Re-signed guard **Kristi Harrower**.

**MAY 19** Acquired a third round draft choice in the 2004 WNBA Draft from the Detroit Shock in exchange for guard **Tamara Moore**.

**MAY 20** Waived guard **Sonia Chase** and forward **Gwen Slaughter**.

**MAY 21** Placed guard **Georgia Schweitzer** (meniscal contusion, right

knee) on the Injured List.

**JUNE 1** Placed forward **Jordan Adams** (strained lower back) on the Injured List; activated guard **Georgia Schweitzer**.

**JUNE 6** Waived forward **Lynn Pride**; activated forward **Jordan Adams**.

### 2004

**JAN. 6** Selected guard **Helen Darling** (Cleveland Rockers) in the 2004 WNBA Dispersal Draft.

**APR. 15** Traded center **Janell Burse** and forward **Sheri Sam** to the Seattle Storm for forward **Amanda Lassiter** and a first-round draft pick (sixth overall) in the 2004 WNBA Draft.

**APR. 16** Re-signed forward **Tamika Williams**.

**APR. 17** Selected five players in the 2004 WNBA Draft: Kansas State forward **Nicole Ohlde** (first round, sixth overall), Florida center **Vanessa Hayden** (first round, seventh overall), Tennessee guard **Tasha Butts** (second round, 20th overall), Boston College guard **Amber Jacobs** (third round, 33rd overall) and West Virginia guard **Kate Bulger** (third round, 38th overall).

**APR. 23** Signed 2004 WNBA Draft picks forward **Nicole Ohlde**, center **Vanessa Hayden**, guard **Tasha Butts**, guard **Amber Jacobs** and guard **Kate Bulger**; signed free-agent guard **Chanel Wright-Green**; guard **Georgia Schweitzer** announced her retirement from the WNBA.

**APR. 24** Re-signed center **Michele Van Gorp**.

**APR. 27** Re-signed guard **Katie Smith**; signed guard **Helen Darling**; signed free agent forward **Gwen Slaughter**.

**MAY 6** Waived guard **Chanel Wright-Green**.

**MAY 7** Signed free-agent forward **Stacey Lovelace-Tolbert**.

**MAY 12** Waived forward **Jordan Adams**.

**MAY 17** Waived guard **Kate Bulger**.

**MAY 18** Waived guard **Shaunzinski Gortman**.

**MAY 19** Claimed guard **Nuria Martinez** off waivers from Sacramento and placed her on the Injured List (strained hamstring); placed center **Vanessa Hayden** (fractured right ankle) on the Injured List; placed forward **Svetlana Abrosimova** on the Suspended List.

**MAY 28** Placed forward **Gwen Slaughter** on the Injured List; activated center **Vanessa Hayden**.

**JUNE 7** Waived forward **Gwen Slaughter**; placed center **Michele Van Gorp** (stress reaction, left foot) on the Injured List; activated forward **Svetlana Abrosimova** from the Suspended List.

**JULY 16** Transferred guard **Nuria Martinez** from the Injured List to the Suspended List.

**JULY 28** Placed guard **Katie Smith** (contusion to the lateral compartment of her right knee) on the Injured List; activated center **Michele Van Gorp**.

**AUG. 31** Placed center **Michele Van Gorp** (stress fracture, left foot) on the Injured List.

**AUG. 31** Signed free-agent forward **Gwen Slaughter**.

### 2005

**MAR. 16** Signed free-agent center **Petra Ujhelyi**.

**APR. 1** Signed free-agent guard **April McDivitt**.

**APR. 4** Re-signed forward **Svetlana Abrosimova**.

**APR. 5** Signed free-agent guards **Susan King Borchardt** and **Tamia Williams**.



# 2012 MINNESOTA LYNX MEDIA GUIDE

2011 WNBA CHAMPIONS



## ALL-TIME TRANSACTIONS

**APR. 6** Selected three players in the 2005 WNBA Draft: California-Santa Barbara forward **Kristen Mann** (first round, 11th overall), Notre Dame forward **Jacqueline Batteast** (second round, 17th overall) and Georgia guard **Monique Bivins** (third round, 37th overall).

**APR. 11** Re-signed guard **Kristi Harrower**.

**APR. 28** Waived guard **Monique Bivins**.

**MAY 12** Re-signed forward **Stacey Lovelace**; waived guard **Tamia Williams**.

**MAY 13** Waived guard **April McDivitt**.

**MAY 15** Waived center **Petra Ujhelyi**.

**MAY 19** Waived guard **Tasha Butts**.

**MAY 20** Placed guards **Susan King Borchardt** (plantar fasciitis, left foot) and **Nuria Martinez** (tom plantar fascia, left foot) on the Injured List.

**JUNE 11** Placed forward **Jacqueline Batteast** (hyperextended left knee) on the Injured List; activated guard **Susan King Borchardt**.

**JUNE 22** Placed guard **Susan King Borchardt** (plantar fasciitis, left foot) on the Injured List; activated forward **Jacqueline Batteast**.

**JULY 7** Waived guard **Susan King Borchardt**; placed forward **Kristen Mann** (anterior tibialis tendinitis, left foot) on the Injured List; activated guard **Nuria Martinez**.

**JULY 8** Placed guard **Nuria Martinez** on the Suspended List.

**JULY 11** Signed free-agent guard **Tynesha Lewis** to a seven-day contract.

**JULY 17** Placed forward **Jacqueline Batteast** (hyperextended left knee) on the Injured List; activated forward **Kristen Mann**.

**JULY 24** Signed guard **Tynesha Lewis** for the rest of the season.

**JULY 30** Traded guard **Katie Smith** and a 2006 second-round pick to the Detroit Shock for guards **Chandi Jones** and **Stacey Thomas** and a 2006 first-round pick.

**JULY 31** Placed guards **Tynesha Lewis** (plantar fasciitis, left foot) and **Stacey Thomas** (strained right hip flexor) on the Injured List; activated forward **Jacqueline Batteast**.

**AUG. 10** Placed forward **Jacqueline Batteast** (hyperextended left knee) on the Injured List; activated guard **Tynesha Lewis**.

### 2006

**FEB. 1** Signed free-agent forward **Adrian Williams**.

**MAR. 2** Re-signed free-agent guard **Tynesha Lewis** matching an offer sheet tendered by Sacramento.

**MAR. 7** Re-signed free-agent forward **Tamika Williams**.

**APR. 5** Selected the following players in the 2006 WNBA Draft: Louisiana State guard **Seimone Augustus** (1st round, 1st overall), Utah guard **Shona Thorburn** (1st round, 7th overall) and Notre Dame guard **Megan Duffy** (3rd round, 31st overall).

**APR. 5** Acquired forward **Ambrosia Anderson** (2nd round, 17th overall) and a 2nd-round selection in the 2007 WNBA Draft from Detroit in exchange for forward **Jacqueline Batteast** and a 2007 3rd-round choice.

**APR. 7** Signed guard **Shona Thorburn**.

**APR. 14** Signed forward **Ambrosia Anderson**.

**APR. 17** Signed free-agent forward **Brittany Davis**.

**APR. 19** Signed guard **Seimone Augustus**.

**APR. 21** Named **Susan Yow** assistant coach.

**APR. 23** Signed guard **Megan Duffy**.

**MAY 9** Waived forward **Ambrosia Anderson**.

**MAY 18** Waived forward **Brittany Davis** and guard **Jess Strom**.

**JULY 23** Announced the resignations of head coach **Suzie McConnell Serio** and assistant coach **Susan Yow**. Named **Carolyn Jenkins** interim head coach for the remainder of the season.

**JULY 25** Named **Jim Lewis** assistant coach.

**DEC. 23** Named **Don Zierden** head coach. Named **Teresa Edwards**, **Carolyn Jenkins** and **Ed Prohofskey** as assistant coaches.

### 2007

**JAN. 8** Select forward/center **Tangela Smith** in the dispersal draft from the Charlotte Sting.

**JAN. 12** Guard **Tynesha Lewis** announces her retirement.

**FEB. 14** Acquired a second round pick (23rd overall) in the 2007 WNBA Draft in exchange for Forward **Adrian Williams**.

**FEB. 21** Re-signed forward **Svetlana Abrosimova** to a one-year contract.

**MAR. 28** Signed free-agent center **Katryna Gaither**.

**APR. 4** Acquired **Lindsey Harding**, the first pick in the 2007 WNBA Draft, in exchange for forward/center **Tangela Smith**.

**APR. 4** Selected four players in the 2007 WNBA Draft: UCLA guard **Noelle Quinn** (first round, fourth overall), USC guard **Eshaya Murphy** (second round, 15th overall), Stanford center **Brooke Smith** (second round, 23rd overall) and Boston College forward **Kathrin Riss** (second round, 24th overall).

**APR. 19** Signed free agent guard **Navonda Moore** to a contract.

**APR. 23** Signed guard **Lindsey Harding**.

**APR. 26** Waived guard **Megan Duffy** and forward **Brooke Smith**.

**MAY 2** Signed free-agent guard **Kiesha Brown**.

**MAY 14** Waived forward **Katryna Gaither** and guard **Shona Thorburn**.

**MAY 18** Waived guard **Chandi Jones**.

**MAY 25** Waived guard **Kiesha Brown**; signed free-agent forward **Tiffany Stansbury**.

**AUG. 6** Placed forward **Kathrin Riss** on the Suspended List.

**AUG. 7** Signed free-agent guard **Megan Duffy**.

### 2008

**JAN. 2** Named **Julie Plank** assistant coach.

**JAN. 6** Atlanta selected **Kristen Mann** in the 2008 Expansion Draft.

**FEB. 6** Named **Jennifer Gillom** assistant coach.

**FEB. 19** Signed free-agent guard **Anna DeForge**.

**FEB. 21** Re-signed guard **Navonda Moore**.

**MAR. 24** Signed free-agent guards **Megan Vogel** and **Monique Martin**.

**MAR. 26** Signed free-agent forward **Tamara Bowie**.

**MAR. 28** Signed free-agent forward **Chloe Kerr**.

**APR. 9** Selected the following players in the 2008 WNBA Draft: Guard **Candice Wiggins** (1st round, 3rd overall), center **Nicky Anosike** (2nd round, 16th overall) and forward **Charde Houston** (3rd round, 30th overall).

**APR. 16** Re-signed guard **Navonda Moore**.

**APR. 18** Re-signed free-agent center **Vanessa Hayden-Johnson**.

**APR. 20** Signed free-agent forward **Alvine Mendeng**, free-agent center **Marita Payne** and free-agent guard **Brittney Vaughn**.

**APR. 29** Waived guard **Monique Martin**.

**MAY 2** Re-signed forward **Tiffany Stansbury**; claimed guard **Crystal Smith** off waivers from Houston; waived guard **Ashley Awkward**, center **Marita Payne**, guard **Megan Vogel** and guard **Caroline Williams**.

**MAY 8** Waived center **Chloe Kerr**.

**MAY 12** Waived guard **Brittney Vaughn**.

**MAY 13** Waived forward **Tamara Bowie**.

**MAY 15** Waived forwards **Alvine Mendeng** and **Tiffany Stansbury**.

**MAY 16** Placed forward **Kathrin Riss** on the Suspended List.

**MAY 18** Waived guard **Crystal Smith**; claimed guard **Sharnee Zoll** off waivers from Los Angeles.

**JUNE 22** Acquired forward **LaToya Thomas** from Detroit in exchange for guard **Eshaya Murphy**.

**JUNE 26** Waived guard **Sharnee Zoll**.

**NOV. 18** Named **Jim Petersen** assistant coach.

**DEC. 8** Selected guard **Roneeka Hodges** (4th overall) in the WNBA Dispersal Draft.

### 2009

**JAN. 9** Waived forward **Kristen Rasmussen**.

**JAN. 30** Acquired Guard **Kelly Miller** and Forward **LaToya Pringle** from the Phoenix Mercury in exchange for Forward **Nicole Ohlde**; Traded Center **Vanessa Hayden-Johnson** to the Los Angeles Sparks in exchange for Forward/Center **Christi Thomas**; Acquired the number nine and 15 overall picks in the 2009 WNBA Draft from the Washington Mystics in exchange for Guard **Lindsay Harding**, the 20th overall pick in the 2009 WNBA Draft and a second-round pick in the 2010 WNBA Draft.

**APR. 9** Drafted the following players in the 2009 WNBA Draft: Guard **Renee Montgomery** (1st round, 4th overall), center **Quanitra Hollingsworth** (1st round, 9th overall), forward **Rashanda McCants** (2nd round, 15th overall) and guard **Emily Fox** (3rd round, 30th overall).

**APR. 22** Waived guard **Navonda Moore**.

**MAY 5** In a three-way deal, traded **Noelle Quinn** to Los Angeles in exchange for New York's 2010 first round pick and **Rafaela Masciadri** from the Sparks.

**MAY 6** Renounced the rights to **Kristi Harrower**.

**MAY 7** Signed restricted free-agent **Roneeka Hodges**.

**MAY 11** Signed **Kamesha Hairston** and **Aisha Mohammed**.

**MAY 30** Waived **Kamesha Hairston** and **Aisha Mohammed**.

**JUNE 1** Signed **Tye'sha Fluker**.

**JUNE 3** Announced that **Don Zierden** has stepped down as head coach and **Ed Prohofskey** as assistant coach; Named **Jen Gillom** new head coach.

**JUNE 4** Hired **Jim Davis** as assistant coach.

**JUNE 6** Waived **Anna DeForge**, **Tye'sha Fluker** and **Emily Fox**.

**JULY 17** Signed **Tasha Humphrey**; Waived **Christi Thomas**.

**JULY 26** Signed **Anna Montanana**; Waived **LaToya Pringle**.

**DEC. 8** Named **Cheryl Reeve** head coach.

**DEC. 14** Selected **Rebekkah Brunson** in the Dispersal Draft involving former Sacramento Monarchs players.

### 2010

**JAN. 12** Acquired **Lindsay Whalen** and the No. 2 overall selection in the 2010 WNBA Draft from Connecticut in exchange for **Renee Montgomery** and the first overall choice in the 2010 WNBA Draft.

**FEB. 9** Re-signed **Seimone Augustus** to a four-year contract.

**FEB. 16** Withdrew qualifying offer to **Tasha Humphrey**.

**FEB. 17** Signed free-agent forward **Hamchetou Maiga-Ba**.

**FEB. 19** Traded **Roneeka Hodges** to San Antonio in exchange for the right to swap second round picks in the 2011 WNBA Draft.

**APR. 8** Drafted the following players in the 2010 WNBA Draft: Guard **Monica Wright** (1st Round, 2nd Overall) and forward **Gabriela Marginean** (3rd Round, 26th Overall); Drafted Nebraska's **Kelsey Griffin** (3rd Overall), then traded her to Connecticut in exchange for 2011 First and Second Round picks.

**APR. 14** Signed guard **Monica Wright** and forward **Gabriela Marginean**.

**APR. 19** Signed guard **Nuria Martinez**.

**APR. 21** Named **Shelley Patterson** Manager of Advanced Scouting and Player Development.

**APR. 22** Signed free-agent center **Jessica Adair**, free-agent forwards **Ashley Ellis-Milan** and **Vanessa Gidden** and free-agent guard **Brittany McCoy**.

**MAY 14** Placed **Rebekkah Brunson** on Suspended List

**MAY 24** Reinstated **Rebekkah Brunson** from the Suspended List; Waived forward **Gabriela Marginean**

**JULY 26** Acquired guard/forward **Alexis Hornbuckle** from the Tulsa Shock in exchange for **Rashanda McCants**

**AUG. 3** Signed forward **Kristen Mann**; Waived guard **Nuria Martinez**

**AUG. 12** Signed guard **Lindsay Whalen** to a multi-year contract extension

**AUG. 18** Placed center **Nicky Anosike** on the Suspended List; Re-signed center **Jessica Adair**

### 2011

**FEB. 1** Re-signed center **Jessica Adair**

**FEB. 18** Signed free-agent forward/center **Taj McWilliams-Franklin**

**APR. 9** Acquired Washington's 2012 first-round pick in exchange for center **Nicky Anosike**

**APR. 11** Added five players in the 2011 WNBA Draft: Selected **Maya Moore** (1st overall), **Amber Harris** (4th overall) and **Kachine Alexander** (26th overall); traded the 13th overall selection (**Jessica Breland**) to New York in exchange for the 22nd overall pick (**Angel Robinson**) and New York's 2012 second-round pick; traded the 14th overall selection (**Felicia Chester**) to Atlanta in exchange for **Rachel Jarry** (18th overall pick) and Atlanta's 2012 second-round selection

**APR. 14** Signed forward **Maya Moore**

**APR. 15** Signed guard **Angel Robinson**

**APR. 20** Signed forward **Amber Harris**

**APR. 27** Signed guard **Kachine Alexander**

**MAY 12** Waived forward **Hamchetou Maiga-Ba**

**MAY 27** Acquired the right to swap 3rd-round choices in the 2012 WNBA Draft From New York in exchange for center **Quanitra Hollingsworth**.

**MAY 27** Waived **Kachine Alexander** and **Angel Robinson**.

**SEPT. 1** Signed **Rebekkah Brunson** to a multi-year contract extension.

### 2012

**JAN. 23** Re-signed center **Taj McWilliams-Franklin**.

**JAN. 26** Re-signed center **Jessica Adair**.

**FEB. 2** Acquired Phoenix's 2013 second-round pick in exchange for guard **Alexis Hornbuckle**.

**FEB. 10** Re-signed guard **Candice Wiggins**.

**FEB. 13** Signed free agent guard **Erin Thorn**.

**FEB. 28** Acquired Phoenix's 2012 second-round pick (18th overall) in exchange for forward **Charde Houston** and Minnesota's second-round pick (24th overall).

**APR. 16** Selected six players in the 2012 WNBA Draft, including: **Devereaux Peters** (3rd overall), **Damiris Dantas** (12th overall), **Julie Wojta** (18th overall), **Kayla Standish** (19th overall), **Nika Baric** (20th overall) and **Jacki Gemelos** (31st overall).

**APR. 21** Signed free agent **Jasmine Lee**.

**APR. 23** Signed **Julie Wojta**.

**APR. 25** Signed free agent **Porsche Poole**.

**APR. 27** Signed free agent **Tavelyn James** and **Brittany Rayburn**.

**APR. 29** Signed free agent **Queralt Casas**. Additionally, signed draft picks **Devereaux Peters** and **Kayla Standish**.

**MAY 3** Waived **Porsche Poole**.

**MAY 6** Waived **Tavelyn James**, **Jasmine Lee** and **Kayla Standish**.





# 2012 MINNESOTA LYNX MEDIA GUIDE

2011 WNBA CHAMPIONS



## HISTORIC DATES

**1998**  
**APR. 22** The WNBA announced that the league's Operating Committee voted to add two expansion teams—to be operated by the Minnesota Timberwolves and Orlando Magic—for the 1999 season. The teams were granted upon the condition that they each secure pledges for at least 5,000 season tickets prior to Sept. 1.

**JUNE 22** The Minnesota WNBA entry announced it would donate \$1 from every paid ticket from the 1999 season to breast cancer research in Minnesota.

**SEPT. 1** The Minnesota WNBA entry announced it surpassed 6,000 season ticket deposits.

**SEPT. 15** The WNBA allocated the first player to the WNBA Minnesota entry: Stanford forward **Kristin Folk**.

**NOV. 17** Hired **Brian Agler** as head coach and general manager.

**DEC. 3** Hired **Kelly Kramer** and **Heidi VanDerveer** as assistant coaches.

**DEC. 5** Minnesota Lynx name is unveiled along with the team's logo at the Burnsville (Minn.) Mall. The logo is a sharp-eyed Lynx growing over the WNBA multi-colored basketball. The Lynx logo shares the same blue, silver and green team colors as the Minnesota Timberwolves.

**1999**  
**APR. 2** The Minnesota Lynx Blue Ribbon Committee, the Lynx' goodwill ambassadors, announced that the Allina Foundation and the Minnesota Department of Health's Breast and Cervical Cancer Control program would be the recipients of the team's fundraising efforts for breast cancer research.

**APR. 6** Selected four players in the 1999 WNBA Expansion Draft: forward **Brandy Reed** (Phoenix Mercury), guard **Kim Williams** (Utah Starz), forward **Octavia Blue** (Los Angeles Sparks) and forward **Adia Barnes** (Sacramento Monarchs).

**APR. 11** Minnesota Lynx players **Kristin Folk** and **Kim Williams**, along with Lynx broadcast members **Lea B. Olsen** and **Michele Tafaya**, unveil the team's home and away jerseys at the Minnesota Timberwolves game against the Detroit Pistons.

**MAY 1** Single-game and exhibition game tickets go on sale. The Lynx announced broadcast teams and television schedules. Locally, Midwest Sports Channel will broadcast six games, while ESPN and Lifetime will each nationally broadcast one game. The MSC broadcast team is comprised of **Lea B. Olsen** and **Michele Tafaya**. KFAN-AM 1130 will be the radio home for all Lynx games, with **Sean Grande** serving as the team's broadcaster.

**MAY 3** The WNBA allocated forward **Katie Smith** to Minnesota.

**MAY 4** Selected five players in the 1999 WNBA Draft: Columbus Quest guard **Tonya Edwards** (first round, seventh overall), WNBL forward **Trisha Fallon** (second round, 19th overall), Columbus Quest forward **Andrea Loyd Curry** (third round, 31st overall), Columbus Quest guard **Sonja Tate** (fourth round, 43rd overall) and Columbus Quest forward **Angie Potthoff** (fourth round, 49th overall).

**MAY 10-11** Open team tryouts are held at Concordia University with more than 180 participants.

**MAY 14** Training camp opens at the 98th Street Northwest Athletic Club.

**JUNE 4** The Lynx host the team's first WNBA contest as they play the Orlando Miracle in a preseason game at the Midwest Wireless Civic Center in Mankato, Minn. Orlando wins 80-76.

**JUNE 5** Allina Hospitals & Clinics and the Minnesota Lynx hold the first "Great Basketball Dribble." The event is a walk/dribble fundraiser through downtown Minneapolis with proceeds benefiting breast cancer research in Minnesota.

**JUNE 12** The Lynx opened the 1999 WNBA regular season with a 68-51 victory over the Detroit Shock at Target Center. Guard

**Tonya Edwards** scored the franchise's first points as 12,122 fans attended the first regular-season Lynx game.

**JUNE 14** The Lynx defeat the Utah Starz 78-54 at Target Center. With the victory, the Lynx become the first WNBA expansion team in history to start its inaugural season 2-0.

**JULY 8** Guard **Tonya Edwards** is named to the Western Conference team for the inaugural 1999 WNBA All-Star Game at New York's Madison Square Garden on July 14.

**JULY 14** Guard **Tonya Edwards** scores seven points in 15 minutes at the inaugural 1999 WNBA All-Star Game at New York's Madison Square Garden.

**SEPT. 29** The Lynx raised \$163,993 in 1999 for Minnesota breast cancer research foundations.

**OCT. 27** Minnesota's six-player trade with Phoenix is the biggest in WNBA history. The Lynx trade guard **Tonya Edwards** and forwards **Adia Barnes**, and **Trisha Fallon** to the Mercury in exchange for center **Marlies Askamp**, forward **Angela Aycock** and guard **Kristi Harrower**.

**DEC. 15** Seattle selected two Lynx players in the 2000 WNBA Expansion Draft: forward **Angela Aycock** (third round, 10th overall) and forward **Charmin Smith** (sixth round, 23rd overall).

**2000**  
**APR. 25** Selected eight players in the 2000 WNBA Draft: Tulane guard **Grace Daley** (first round, fifth overall), Louisiana Tech guard **Betty Lennox** (first round, sixth overall), UCLA forward **Maylana Martin** (first round, 10th overall), Rice guard **Marla Brumfield** (second round, 22nd overall), Texas Tech forward **Keitha Dickerson** (second round, 24th overall), Oklahoma forward **Phylesha Whaley** (third round, 38th overall), St. Joseph's center **Jana Lichnerova** (fourth round, 54th overall) and Columbus Quest forward **Shanele Stires** (fourth round, 56th overall).

**MAY 6** The Lynx host the Second Annual Allina Hospitals & Clinics/Minnesota Lynx "Great Basketball Dribble" in support of Sears WNBA Breast Health Awareness in downtown Minneapolis.

**JUNE 19** Forward **Katie Smith** is named the WNBA Player of the Week for games played June 12-18. She led the Lynx to a 2-1 record and averaged 22.7 ppg and 3.7 rpg in 38.0 mpg. Smith becomes the first player in team history to garner WNBA Player of the Week honors.

**JULY 12** Guard **Betty Lennox** and forward **Katie Smith** are named to the Western Conference team for the 2000 WNBA All-Star Game on July 17 at America West Arena in Phoenix. Lennox is the only rookie chosen to play in the game.

**JULY 17** Forward **Katie Smith** started (due to an injury to Cynthia Cooper) and played 18 minutes in the 2000 WNBA All-Star Game at America West Arena in Phoenix. Smith (two assists, two steals) became the first player in team history to start an All-Star Game. Guard **Betty Lennox**, the game's only rookie, scored three points and grabbed five rebounds in 13 minutes off the bench.

**JULY 29** Forward **Katie Smith** sank a three-pointer with 7:21 left in the first half at Washington, setting a WNBA single-season record for three-point field goals. She eclipsed New York forward Crystal Robinson's previous record of 76 three-pointers set in 1999. Smith finished the season with 88 three-point field goals. Head coach **Brian Agler** earned his 100th professional victory with the 87-85 win. Agler became the first coach to record 100 regular-season wins in U.S. women's professional basketball history. He posted a 72-18 record in two-plus seasons with the ABL's Columbus Quest (1996-97 - 1998-99).

**AUG. 11** Guard **Betty Lennox** is named the 2000 WNBA Rookie of the Year after receiving 59 of a possible 62 votes from a panel of sports writers and broadcasters. Lennox led all rookies with 16.9 ppg and topped the Lynx with 5.6 rpg.

**AUG. 23** Guard **Betty Lennox** and forward **Katie Smith** are selected to the 2000 All-WNBA Second Team. Smith led Minnesota with 20.2 ppg, becoming only the fourth WNBA player to average 20-plus points in a season, and Lennox averaged 16.9 ppg.

**2001**  
**APR. 20** Selected five players in the 2001 WNBA Draft: Connecticut forward **Svetlana Abrosimova** (first round, seventh overall), The Master's College guard **Erin Buescher** (second round, 23rd overall), Tulane center **Janelle Burse** (second round, 28th overall), Florida guard **Tommi Bell** (third round, 39th overall) and Iowa State guard **Megan Taylor** (fourth round, 55th overall).

**MAY 5** Allina Hospitals & Clinics and the Minnesota Lynx teamed up for the Third Annual "Great Basketball Dribble" to raise money for breast cancer research in the state of Minnesota. The Lynx garnered the highest enrollment in three years for the event with over 2,000 registrations.

**MAY 31** Minnesota defeated Portland 82-65 at the Rose Garden for the team's third consecutive opening night victory. Forward **Katie Smith** scored 31 points and became the 26th WNBA player to score 1,000 career points.

**JUNE 2** The Phoenix Mercury handed the Lynx their first loss in a home opener, 89-80.

**JUNE 4** Forward **Katie Smith** is named WNBA Player of the Week for the week of May 28 - June 3. She averaged a league-best 26.5 ppg, while shooting 82.0% (9-for-11) from three-point range.

**JUNE 17** Forward **Katie Smith** joins Cynthia Cooper as the only players in WNBA history to reach the 40-point plateau in a game. She tallies 40 points at Detroit in a 71-63 Lynx victory. Smith's 40 points represent 56.3% of the Lynx' offense, the highest single-game ratio in league history.

**JULY 8** Forward **Katie Smith** sets a WNBA single-game scoring record with a 46-point outburst at Los Angeles. Smith broke Cynthia Cooper's previous single-game record of 44 points. Smith finished the game 18-for-19 from the free throw line, second-best in league history. The Lynx lost to the Sparks 100-95 in overtime. The contest is the highest scoring game of the 2001 WNBA season and the third-highest combined total in league history.

**JULY 11** Forward **Katie Smith** is named to the Western Conference team for the 2001 WNBA All-Star Game on July 16 in Orlando, her second consecutive all-star selection.

**AUG. 1** Forward **Katie Smith** scored the 3,000th point of her professional career (ABL/WNBA) in a 68-63 victory at Phoenix. Smith joined Utah forward Natalie Williams as only the second player in U.S. women's professional basketball history to eclipse 3,000 points. Smith scored 1,433 points as a member of the ABL's Columbus Quest.

**AUG. 5** Forward **Svetlana Abrosimova** broke the Lynx franchise single-game rebound record with 15 rebounds versus Sacramento. Abrosimova topped Brandy Reed's previous team high of 13.

**AUG. 8** Forwards **Svetlana Abrosimova** (12 points, 10 rebounds) and **Katie Smith** (27 points, 10 rebounds) each record a double-double at Portland. It marked the first time in team history that two players achieved a double-double in the same game.

**AUG. 11** Forward **Katie Smith** scored 22 points at Seattle to break the WNBA single-season scoring record. Her 697 points eclipsed Cynthia Cooper's previous record of 686 points set in 1999.

**AUG. 13** Forward **Katie Smith** scored 29 points at Houston and ended the year with a league-best 23.1 ppg. Smith set seven single-season league records: most points (739), highest scoring average (23.1 ppg), free throws made (246), free throws attempted (275), three-point field goals attempted (240), minutes played (1,234) and minutes per game (38.6 mpg).

**AUG. 30** Forward **Katie Smith** is selected to the 2001 All-WNBA First

Team. Smith received 280 points (second only to league MVP Lisa Leslie) by the media voting panel.

**NOV. 13** The Lynx are one of eight teams to participate in the inaugural WNBA Draft Lottery to determine the top three picks in the 2002 WNBA Draft. The Lynx retain the sixth overall selection in the draft. The team had 24 chances out of 1,000 (2.4%) to receive the first pick.

**2002**  
**APR. 19** Selected three players in the 2002 WNBA Draft: Connecticut forward **Tamika Williams** (first round, sixth overall), Iowa guard **Lindsey Meder** (third round, 38th overall) and Old Dominion guard **Sharron Francis** (fourth round, 54th overall).

**MAY 28** Minnesota tied a WNBA single-game record for fewest field goal attempts with 36 at Miami.

**JUNE 4** Guard **Katie Smith** sank three three-point field goals at Seattle and passed Cynthia Cooper (232) into first place on the WNBA's career leaderboard for three-pointers made.

**JUNE 21** Forward **Svetlana Abrosimova** scored 10 points at Los Angeles, becoming the third Lynx player to eclipse 500 career points.

**JUNE 27** Guard **Katie Smith** was named to USA Basketball's roster for the 14th FIBA World Championships (Sept. 14-25) in Nanjing, China.

**JUNE 29** Forward **Tamika Williams** set a franchise single-game record with 10 offensive rebounds at Phoenix. She also equaled a WNBA mark by grabbing eight offensive boards in a half (second).

**JULY 10** Guard **Katie Smith** scored 21 points against Portland, becoming the ninth player in WNBA history to crack the 2,000-point plateau. Forward **Tamika Williams** broke the club single-season mark of 55 offensive boards (Brandy Reed, 1999) with an offensive rebound vs. Portland. Guard **Katie Smith** was named to the Western Conference team for the 2002 WNBA All-Star Game on July 15 at the MCI Center in Washington, D.C.

**JULY 12** Guard **Katie Smith** scored 27 points at Detroit and surpassed Utah's Natalie Williams (3,461) atop the list of leading scorers in U.S. women's professional basketball history (ABL/WNBA).

**JULY 13** Forward **Lynn Pride** blocked two shots at Charlotte and surpassed Kristin Folk as the franchise's all-time blocked shots leader (35).

**JULY 15** Guard **Katie Smith** scored four points in 11 minutes at the 2002 WNBA All-Star Game at the MCI Center in Washington, D.C., Smith's third consecutive All-Star Game appearance.

**JULY 16** Relieved **Brian Agler** of his head coaching duties, while retaining him as general manager. Promoted **Heidi VanDerveer** to head coach for the remainder of the 2002 WNBA season.

**JULY 29** Forward **Tamika Williams** grabbed seven rebounds at Phoenix, surpassing Betty Lennox' single-season mark of 178 (2000).

**JULY 31** With a loss at Seattle (75-63), the Lynx dropped a club-record 12 consecutive games away from Target Center, the fourth-longest road losing streak in league history.

**AUG. 2** Guard **Katie Smith** set a franchise single-game field goal percentage record with her 9-for-10 effort (90.0%) vs. Phoenix. Minnesota's 75-51 win (24 points) against Phoenix equaled the largest margin of victory in club history. The Lynx shot 65.5% (19-for-29) in the second half, setting the team record for the best-shooting half.

**AUG. 11** Guard **Katie Smith** played 35 minutes vs. Los Angeles and eclipsed the 4,500-minute mark in her WNBA career. The Fourth Annual Minnesota Lynx "Great Basketball Dribble" presented by Park Nicollet Jane Brattain Breast Center was held prior to the Lynx' game against Los Angeles. The 2002 GBD raised \$15,000 for breast cancer research in the state of Minnesota.



# 2012 MINNESOTA LYNX MEDIA GUIDE

2011 WNBA CHAMPIONS



## HISTORIC DATES

**AUG. 13** Forward **Tamika Williams** grabbed six defensive rebounds in Houston, surpassing Svetlana Abrosimova's single-season club record of 131 set in 2001.

**AUG. 31** Guard **Katie Smith** is selected to the 2002 All-WNBA Second Team, her third consecutive all-league honor.

**SEPT. 25** Guard **Katie Smith** helped the United States finish with a 9-0 record and win the gold medal at the 14th FIBA Women's World Championships in Nanjing, China. Guard **Kristi Harrower** won a bronze medal as a member of the Australian team at the World Championship.

### 2003

**JAN. 21** Hired **Suzie McConnell Serio** as head coach.

**FEB. 21** Named **Nancy Darsch** assistant coach.

**APR. 24** Selected forward **Sheri Sam** (Miami Sol) in the 2003 WNBA Dispersal Draft.

**APR. 25** Selected three players in the 2003 WNBA Draft: Georgia guard **Teresa Edwards** (second round, 14th overall), New Mexico center **Jordan Adams** (second round, 18th overall) and Drake center **Carla Bennett** (third round, 29th overall); hired **Carolyn Jenkins** as an assistant coach.

**JUNE 1** Minnesota posted its first-ever win over Houston with a 68-64 overtime triumph, ending a 13-game drought.

**JUNE 10** Guard **Katie Smith** connected on a three-pointer with 3:43 to play in the first half at Los Angeles was the 300th of her WNBA career, making her the first player in league history to reach that milestone.

**JUNE 14** Guard **Katie Smith** matched league records for three-pointers made in a game (seven) and a half (five, first half) at Seattle.

**JUNE 27** Guard **Katie Smith** recorded the 500th three-pointer of her U.S. professional career (ABL/WNBA) vs. Phoenix.

**JULY 1** Guard **Katie Smith** scored the 2,500th point of her WNBA career (in her 139th game) at Houston, the seventh player in league history to reach that plateau; only Cynthia Cooper (117 games) achieved 2,500 points faster.

**JULY 2** Guard **Katie Smith** was named to the Western Conference team for the 2003 WNBA All-Star Game on July 12 at Madison Square Garden in New York, her fourth consecutive selection.

**JULY 12** Guard **Katie Smith** played in her fourth straight WNBA All-Star Game in New York City, scoring two points in 15 minutes.

**JULY 16** Guard **Katie Smith** moved past Cynthia Cooper (2,601 points) into fifth place on the WNBA's all-time scoring chart vs. San Antonio.

**JULY 20** The Fifth Annual Minnesota Lynx "Great Basketball Dribble" was held following the Lynx' game against Seattle Storm. The 2003 GBD raised \$15,000 for breast cancer research in the state of Minnesota. In five years, the Lynx have helped raise over \$500,000 for breast cancer research.

**JULY 25** The Lynx set a franchise record for largest winning margin with an 81-54 triumph over San Antonio at Target Center.

**JULY 26** Guard **Katie Smith** became the first player in league history to reach the 350 career trey mark at Indiana.

**AUG. 2** Guard **Katie Smith** hit a game-winning basket with no time remaining vs. Seattle, marking just the third time in franchise history that the Lynx have won a game in the final five seconds - and the first at Target Center.

**AUG. 4** Guard **Katie Smith** went 0-for-2 from three-point range vs. Phoenix, snapping her WNBA-record string of 32 consecutive games with a made trey (dating to July 29, 2002 at Phoenix).

**AUG. 4** With a win over Phoenix, Minnesota recorded their club-record seventh straight victory at Target Center. The 11 home wins overall is the best single-season total in franchise history; Minnesota compiled 8-8 records in both 1999 and 2000.

**AUG. 4** The Lynx made all 20 of their free-throw attempts (including 18-for-18 in the second half) vs. Phoenix, equaling the fourth-highest single-game total without a miss in WNBA history.

**AUG. 9** Minnesota established a franchise record by winning its 16th game of the season at Sacramento (77-73).

**AUG. 14** Forward **Sheri Sam** became the 25th player in league history to score 2,000 points in her WNBA career (vs. Los Angeles).

**AUG. 20** With a 69-66 win at Phoenix, Minnesota clinched its first-ever playoff berth. The Lynx also recorded their 18th victory of the season, the most wins in club history.

**AUG. 23** Forward **Tamika Williams** finished the regular season shooting 66.8%, a WNBA single-season record for FG percentage.

**AUG. 28** Minnesota won its first-ever WNBA Playoff game with a 74-72 win against the L.A. Sparks at Target Center. **Tamika Williams**' steal and layup with 7.4 seconds remaining capped a monumental rally for the Lynx. The Lynx set a WNBA Playoff record for largest comeback after trailing by as many as 21 points.

**SEPT. 1** Minnesota falls to Los Angeles 74-64 at STAPLES Center and drops its best-of-three first-round playoff series to the Sparks (1-2).

### 2004

**APR. 17** Selected five players in the 2004 WNBA Draft: Kansas State forward **Nicole Ohlde** (first round, sixth overall), Florida center **Vanessa Hayden** (first round, seventh overall), Tennessee guard **Tasha Butts** (second round, 20th overall), Boston College guard **Amber Jacobs** (third round, 33rd overall) and West Virginia guard **Kate Bulger** (third round, 38th overall).

**JUNE 5** Forward **Tamika Williams** shot a perfect 7-for-7 from the field in a 76-68 victory over the Phoenix Mercury, setting a franchise single-game record for most field goals without a miss (one shy of the WNBA mark).

**JUNE 11** Guard **Katie Smith** became the fastest player to reach 3,000 career points (167 games) with 14:13 left in the first half of a 69-55 loss at Los Angeles.

**JULY 3** Guard **Katie Smith**, the WNBA's career leader in three-pointers made and attempted, drilled her 400th three-pointer with 15:33 left in the second half of a 78-70 win over Detroit.

**JULY 9** Set a franchise record with the biggest regular-season comeback (down 20 with 6:30 remaining) in team history against Phoenix, winning the game 61-59 at Target Center.

**JULY 14** Defeated the Connecticut Sun 66-63 in front of a franchise-record crowd of 16,227 at Target Center.

**JULY 15** Center **Nicole Ohlde** blocked three shots against New York to bring her season total to 30 on the season and breaking the franchise single-season record set by **Erin Buescher** in 2001.

**JULY 22** Defeated the Connecticut Sun 68-52 at the Mohegan Sun Arena, setting a club record with their sixth consecutive win.

**SEPT. 7** Defeated Los Angeles at STAPLES Center 78-66 to clinch a second consecutive WNBA playoffs berth and tie a team record with 18 regular season victories. The win also tied a franchise record for single-season road victories.

**SEPT. 10** Defeated the Seattle Storm 64-61 in the regular-season home finale at Target Center, finishing the season with an 11-6 home record, tying the team record for most home wins in a season.

**SEPT. 19** Lost to Sacramento in the regular season finale 72-63, but secured the No. 3 seed in the Western Conference Playoffs due to holding the tie-breaker advantage over the Monarchs.

### 2005

**APR. 16** Selected three players in the 2005 WNBA Draft: UC-Santa Barbara forward **Kristen Mann** (first round, 11th overall), Notre Dame forward **Jacqueline Batteast** (second round, 17th overall) and Alabama guard **Monique Bivins** (third round, 37th overall).

**MAY 29** Lost to Sacramento in what was the 100th regular-season home game in franchise history.

**JUNE 3** Lost to Washington in what was the 100th regular-season road game in franchise history. In the game, the Lynx tied a franchise record as five players reached double-figures in scoring (**Katie Smith**-20, **Stacey Lovelace**-13, **Svetlana Abrosimova**-11, **Nicole Ohlde**-11, **Vanessa Hayden**-10).

**JUNE 4** Center **Vanessa Hayden** blocked six shots in a win over Charlotte, a franchise record.

**JULY 9** Guard **Katie Smith** played in her fifth straight WNBA All-Star Game in Uncasville, Conn., scoring 16 points on 4-of-9 shooting.

**JULY 13** Guard **Katie Smith** scored the 5,000-point of her career, becoming the first player in the history of United States women's professional basketball to reach the plateau.

**JULY 17** Center **Vanessa Hayden** broke **Nicole Ohlde's** franchise single-season block record with her 46th block of the season. Hayden finished the season with 68.

**AUG. 7** Defeated Los Angeles 76-72 for the 100th regular-season win in franchise history.

**AUG. 9** Head Coach **Suzie McConnell Serio** won career game 49, moving past Brian Agler for the most coaching victories in franchise history.

**AUG. 16** Head Coach **Suzie McConnell Serio** became the 11th coach in league history to reach the 50-career win plateau as the Lynx defeated Houston.

### 2006

**MAY 19** The Lynx opened the 2006 season with a 69-81 home loss to Connecticut. **Seimone Augustus** scored a team-high 21 points in her regular season debut and center **Vanessa Hayden** recorded her 100th career block.

**MAY 31** Minnesota scored a league-record 114 points in its first win of the 2006 WNBA campaign, defeating the Los Angeles Sparks by 43 points at Target Center. The final point spread ties the second-largest margin of victory in league history. They also set the WNBA record for points in a quarter with a 33-point explosion in the third and tied the league record for three-pointers made with 15. **Seimone Augustus** led a team-record six Lynx players in double-figures with 26 points.

**JUNE 5** Guard **Seimone Augustus** was named WNBA Player of the Week for games played May 29-June 4. She averaged 25.7 ppg. for the week in leading the Lynx to a 2-1 record.

**JUNE 11** The Lynx defeated Houston 75-62 for their third consecutive home win of the season. Their 13-point margin of victory was Minnesota's biggest win vs. the Comets. Forward **Adrian Williams** scored her 1500th career point.

**JUNE 14** Guard **Seimone Augustus** scored a career-high 32 points as the Lynx beat the Phoenix Mercury 94-82 at Target Center. The 94-point output is the second highest in team history.

**JUNE 28** Guard **Svetlana Abrosimova** played in the 150th game of her career in a 78-81 loss at Phoenix.

**JULY 8** Guard **Seimone Augustus** was named to the Western Conference team for the 2006 All-Star Game at Madison Square Garden.

**JULY 9** In their last game before the All-Star Break, the Lynx rallied to beat the San Antonio Silver Stars 85-80 at home. The second-largest regular-season comeback in team history. Forward **Tamika Williams** reached 150 games for her career.

**JULY 12** Guard **Seimone Augustus** scored a team-high 16 points (7-11 FG) for the Western Conference in the 2006 WNBA All-Star Game at Madison Square Garden. Augustus is the fourth Lynx player to appear in the contest. The East won 98-82.

**JULY 16** Forward **Nicole Ohlde** grabbed her 500th career rebound in a 78-90 home loss to the Los Angeles Sparks.

**JULY 19** Guard **Amber Jacobs** scored a career-high 24 points on perfect shooting from the field (7-7) and the free-throw line (7-7) to lead the Lynx over the Chicago Sky 90-82. The Lynx annual Kid's Day game was the second-highest attendance in franchise history (14,793).

**JULY 22** Guard **Seimone Augustus** scored her 500th point in a loss to Sacramento. She became the second-fastest player in WNBA history to reach the mark (23 games). Cynthia Cooper took 22 games in 2001.

**JULY 25** Forward **Nicole Ohlde** scored her 1000th career point and center **Vanessa Hayden** tallied her 500th career point in a 70-62 win at Charlotte. The win was also **Carolyn Jenkins'** first as a head coach.

**AUG. 8** Forward **Nicole Ohlde** reached 100 games for her career in a 99-68 loss at Phoenix.

**AUG. 10** Guard **Seimone Augustus** scored 31 points in a 74-66 loss at Sacramento. It was the sixth time Augustus tallied 30+ points on the season, breaking **Katie Smith's** club record of five in 2001.

**AUG. 13** In the final regular season game, guard **Seimone Augustus** scored 11 points, bringing her season total to 744 and setting a new club record for points in a season. The previous high mark was set by **Katie Smith** who scored 739 points in 2001.

**AUG. 20** **Seimone Augustus** named 2006 WNBA Rookie of the Year with 34 of a possible 56 votes from a national panel of sportswriters and broadcasters to win the award and become the second Lynx player to garner the honor.

**DEC. 13** Hired **Don Zierden** as fifth head coach in Lynx history. **Ed Prohofsky** and **Teresa Edwards** hired as assistant coaches.

### 2007

**JAN. 8** Selected forward **Tangela Smith** (Charlotte Sting) in the 2007 WNBA Dispersal Draft.

**JAN. 12** Guard **Tynesha Lewis** retires.

**MAR. 6** Guard **Seimone Augustus** selected as a member of the 2007-08 USA Women's Senior National Team.

**APR. 5** Selected four players in the 2007 WNBA Draft: UCLA guard **Noelle Quinn** (1st round, 4th overall), USC guard **Eshaya Murphy** (2nd round, 15th overall), Stanford center **Brooke Smith**, (2nd round, 23rd overall) and Boston College forward **Kathrin Riss** (2nd round, 24th overall).

**APR. 5** Acquired Duke guard **Lindsey Harding**, the first-overall selection in the 2007 WNBA Draft, from the Phoenix Mercury in exchange for forward **Tangela Smith**.

**JUNE 3** The Lynx suffer a 78-72 loss at the Chicago Sky. It was Minnesota's 10th consecutive loss, a franchise-record losing streak that dates back to Aug. 8, 2006.

**JUNE 8** Guard **Seimone Augustus** set a WNBA record for field-goal accuracy when she made all 11 of her shots for 28 points in a 90-87 loss at the Los Angeles Sparks.





# 2012 MINNESOTA LYNX MEDIA GUIDE

2011 WNBA CHAMPIONS



## HISTORIC DATES

**JUNE 9** Minnesota falls, 90-76, at the Seattle Storm to fall to 1-9, which is the worst start to a season in franchise history.

**JUNE 16** **Seimone Augustus** becomes the second-fastest player in WNBA history to record 1,000 career points in an 83-58 win over Los Angeles. The feat was accomplished in 46 games, one more than Cynthia Cooper.

**JULY 9** Guard **Seimone Augustus** was named to the Western Conference team for the 2007 WNBA All-Star Game at Verizon Center in Washington, D.C.

**JULY 25** Lynx drop a 103-79 loss to the Phoenix Mercury at Target Center to match a franchise record 10th straight loss.

**AUG. 16** The Lynx made a season-high 13 three-pointers against the Detroit Shock, including a WNBA-record-setting 7-for-7 effort in the first quarter.

**AUG. 19** **Noelle Quinn** handed out a franchise-record 14 assists as the Lynx closed out 2007 with an 81-55 victory over the San Antonio Silver Stars. With her 14 assists, Quinn also tied the franchise record for assists in a season (148), which was held by **Teresa Edwards** (2003). With her 14 points, **Seimone Augustus** closed out the season with a Lynx-record 769 points, which was also the second-highest mark in league history (Diana Taurasi, 860, 2006).

### 2008

**JAN. 2** Hired **Julie Plank** as assistant coach.

**FEB. 7** Hired **Jennifer Gillom** as assistant coach.

**FEB. 19** Signed free-agent guard **Anna DeForge**.

**APR. 9** Selected guard **Candice Wiggins** (1st round, 3rd overall), center **Nicky Anosike** (2nd round, 16th overall) and forward **Charde Houston** (3rd round, 30th overall) in the 2008 WNBA Draft.

**MAY 18** The Lynx kicked off their 10th Anniversary Season in winning fashion, defeating the defending Eastern Conference champion Detroit Shock, 84-70.

**MAY 27** Minnesota exploded for 98 points in a win over Houston, the second-highest scoring output in franchise history. The win was just the third win in Houston in franchise history.

**MAY 29** The Lynx defeated the Chicago Sky 75-69 to move to 3-0 on the season, the best in franchise history.

**MAY 31** USA Basketball named **Seimone Augustus** to Team USA that competed in the 2008 Summer Olympics in Beijing, China; The Lynx improved to 4-0 with a 94-83 win over the defending WNBA champion Phoenix.

**JUNE 3** Improved to 5-0 in defeating the expansion Atlanta Dream 85-81.

**JUNE 24** **Anna DeForge** became the 14th player in WNBA history to register 300 career three-pointers.

**JUNE 28** **Seimone Augustus** sat out the first game of her three-year WNBA career vs. San Antonio due to a sprained toe on her right foot.

**JULY 9** **Candice Wiggins** was named the WNBA's Rookie of the Month for June.

**JULY 13** Assistant coach **Jennifer Gillom** joined the Women's Basketball Hall of Fame.

**JULY 17** **Candice Wiggins** tallied a season-high 27 points in a 96-88 loss at Houston. The 27 points also set a Lynx franchise record for individual single-game points off the bench.

**JULY 24** Minnesota recorded its sixth road victory of the season, defeating the Indiana Fever 84-80. The six road victories mark the highest total since the 2004 season (seven); **Nicky Anosike** tallied five steals on the night, upping her season total to 57, breaking the previous franchise single-season record set by **Betty Lennox** in 2000.

**JULY 27** Olympian **Seimone Augustus** eclipsed the 2,000-point barrier in the third quarter of a 92-84 overtime loss to Los Angeles on a 15-foot jumper. **Augustus** needed only 90 games to reach the 2,000-point mark, becoming second fastest in WNBA history (**Cynthia Cooper**, 90 games) to do so.

**AUG. 23** **Seimone Augustus** captures the Gold Medal as Team USA defeats Australia 92-65 in the Gold Medal game at the 2008 Summer Olympics in Beijing, China. **Augustus** came off the bench in all eight games of the Olympics, where she totaled 63 points (7.9 ppg), 18 rebounds (2.3 rpg), 11 assists (1.4 apg), and four steals (0.5 spg) in 142 minutes of action (17.8 mpg) for the USA. She shot 27 for 57 from the floor (46.6 percent) and 9 for 11 from the free-throw line (81.8 percent).

**SEPT. 3** **Nicky Anosike** tallies a franchise record-tying 15 rebounds in a 103-96 loss in Phoenix.

**SEPT. 12** Minnesota ended its most successful season in four years with a 96-70 defeat of the Washington Mystics. The 16-18 finish represents a six-win improvement over last season's 10-28.

**NOV. 18** Named **Jim Petersen** Assistant Coach.

### 2009

**JAN. 30** Acquired Guard **Kelly Miller** and Forward **LaToya Pringle** from the Phoenix Mercury in exchange for Forward **Nicole Othide**; Traded Center **Vanessa Hayden-Johnson** to the Los Angeles Sparks in exchange for Forward/Center **Christi Thomas**; Acquired the number nine and 15 overall picks in the 2009 WNBA Draft from the Washington Mystics in exchange for Guard **Lindsey Harding**, the 20th overall pick in the 2009 WNBA Draft and a second-round pick in the 2010 WNBA Draft.

**APR. 9** Drafted the following players in the 2009 WNBA Draft: guard **Renee Montgomery** (1st round, 4th overall), center **Quanita Hollingsworth** (1st round, 9th overall), forward **Rashanda McCants** (2nd round, 15th overall) and guard **Emily Fox** (3rd round, 30th overall).

**MAY 5** In a three-way deal, traded **Noelle Quinn** to Los Angeles in exchange for New York's 2010 first-round pick and **Raffaella Masciadri** from the Sparks.

**JUNE 3** Announced that **Don Zierden** has stepped down as head coach and **Ed Prohofsky** as assistant coach; Named **Jen Gillom** new head coach.

**JUNE 6** In **Jennifer Gillom's** head coaching debut, the Lynx defeated the Chicago Sky, 102-85 in the team's Home Opener. At the time, the 102 points were the second most in team history.

**JUNE 7** The Lynx hit on a team-record 63 percent of their shots en route to a 96-74 win over the Indiana Fever at Conesco Fieldhouse. **Charde Houston** scored a career-high 23 points and the Lynx nearly broke a WNBA record with 60 first-half points.

**JUNE 10** Minnesota improved to 3-0 for the second consecutive year

by defeating the Los Angeles Sparks at Target Center, 87-76. **Seimone Augustus** tallied 30 points and a career-high-tying 9 rebounds, while **Nicky Anosike** nearly posted a rare 5X5 game, recording 16 points, 6 rebounds, 5 assists, 5 blocks and 4 steals.

**JUNE 13** Head coach **Jennifer Gillom** inducted into the Women's Basketball Hall of Fame.

**JUNE 15** **Seimone Augustus** named WNBA Player of the Week.

**JUNE 19** Announced that **Seimone Augustus** will undergo season-ending surgery to repair a torn acl in her left knee.

**JUNE 29** **Candice Wiggins** named WNBA Player of the Week.

**JULY 7** Announced that **Seimone Augustus** underwent successful surgery to repair a torn acl in her left knee.

**JULY 20** The WNBA announced that Lynx second-year forwards **Nicky Anosike** and **Charde Houston** have been named to the Western Conference All-Star Team.

**JULY 25** In the ninth WNBA All-Star Game, held at Mohegan Sun Arena in Uncasville, Conn., Lynx players **Nicky Anosike** and **Charde Houston** tallied 2 points, 5 rebounds, 3 steals and 16 points, 6 rebounds and 3 steals respectively.

**DEC. 8** Named **Cheryl Reeve** head coach.

**DEC. 14** Selected **Rebekkah Brunson** in the Dispersal Draft involving former Sacramento Monarchs players.

### 2010

**JAN. 12** Acquired **Lindsay Whalen** and the No. 2 overall selection in the 2010 WNBA Draft from Connecticut in exchange for **Renee Montgomery** and the first overall choice in the 2010 WNBA Draft.

**FEB. 9** Re-signed **Seimone Augustus** to a four-year contract.

**FEB. 17** Signed free-agent forward **Hamchetou Maiga-Ba**.

**MAR. 3** Lynx guards **Lindsay Whalen** and **Candice Wiggins** added to 2010-12 USA Basketball Women's National Team Roster.

**APR. 8** Drafted the following players in the 2010 WNBA Draft: guard **Monica Wright** (1st Round, 2nd Overall) and forward **Gabriela Marginean** (3rd Round, 26th Overall); Drafted Nebraska's **Kelsey Griffin** (3rd Overall), then traded her to Connecticut in exchange for 2011 first- and second-round picks.

**APR. 25** Announced that **Seimone Augustus** would be out indefinitely after undergoing surgery to remove benign fibroids; Announced **Candice Wiggins** would be out approximately four weeks because of a small meniscus tear in her right knee.

**APR. 28** Formally introduced **Lindsay Whalen** to the media via a press conference held at Target Center.

**MAY 14** Announced Opening Night roster; Placed **Rebekkah Brunson** on Suspended List

**MAY 15** Defeated Tulsa, 80-74, in the team's opening game. **Charde Houston** scored 21 points and had seven rebounds in the win

**MAY 16** In front of 9,985 fans (the largest opening-night crowd at Target Center since May 24, 2003), the Lynx lost their 2010 home opener to the Washington Mystics, 76-87. **Rashanda McCants** scored a career-high 18 points in the loss.

**JUNE 1** **Monica Wright** erupted for 32 points off the bench as the Lynx halted their five-game losing streak with a 92-82 victory over Phoenix. **Rebekkah Brunson** added 16 points and 15 rebounds as Minnesota improved to 2-5.

**JUNE 4** **Lindsay Whalen's** consecutive made free throw streak came to an end at 54 as the Lynx fell in Tulsa, 79-92. The 54 made free throws is the 2nd-longest such streak in WNBA history.

**JUNE 10** **Seimone Augustus** made her season debut for the Lynx, scoring 13 points as the Lynx fell to Phoenix, 88-99. It was **Augustus'** first contest in just under a year after tearing her acl and undergoing surgery to remove fibroids.

**JUNE 10** **Lindsay Whalen** dished out six assists at Phoenix, including the 1000th of her WNBA career with 3:17 to play in the 2nd quarter in Minnesota's 88-99 loss to the Mercury. She became the eighth player (3rd-youngest) in league history to register 1000+ assists.

**JUNE 18** Minnesota started a three-game winning streak by defeating the Tulsa Shock, 78-67 at Target Center. **Seimone Augustus** tallied 27 points in her first game back at Target Center in over a year. **Lindsay Whalen** dished out a season-high 12 assists. **Candice Wiggins** tallied her 1,000th career point.

**JUNE 19** **Candice Wiggins** saw her club-record free throw streak end at 44. She also hit on a career-high five three-pointers as Minnesota completed the back-to-back sweep of Tulsa with a 92-78 win at BOK Center.

**JUNE 21** In just her second week back from injury, **Seimone Augustus** was named Western Conference Player of the Week, averaging 21.5 points per game over the week

**JUNE 22** Guard **Candice Wiggins** tears achilles tendon in left leg in Minnesota's 75-68 win at New York. The injury occurred with just eight seconds remaining in the game.

**JUNE 25** **Candice Wiggins** undergoes successful surgery to repair a torn achilles in left leg

**JULY 6** Lynx forward **Rebekkah Brunson** named to the All-Star Game as a WNBA Reserve

**JULY 9** Lynx guard **Lindsay Whalen** named as replacement for injured San Antonio guard Becky Hammon on WNBA Stars team

**JULY 24** The Lynx and Phoenix broke or equaled several team and league records in a PHO 127-124 double-overtime win, on July 24. The 251 points the two teams combined to score is the top single-game points total in WNBA history. Other Lynx team records set that night included: Points, game (124); Points, 1st quarter (34); Field Goals made (42); Field Goals attempted (95); Players scoring 10+ points (6).

**AUG. 1** **Seimone Augustus** became the second-faster player in WNBA history to 2,500 career points as the Lynx defeated Seattle, 72-71, at Target Center to snap the Storm's 13-game winning streak.

**AUG. 3** **Lindsay Whalen's** 27-point, 12-assist performance lifted the Lynx over Connecticut, 111-103 in OT. Whalen's effort marked the first 20+point, 10+assist effort in team history and the first of her career. Five Lynx player scored 15+ points.

**AUG. 9** The WNBA named **Lindsay Whalen** its Western Conference Player of the Week for games played through Aug. 8.

**AUG. 12** Los Angeles' Tina Thompson's buzzer-beater lifted the Sparks over the Lynx, 78-77 at Target Center. Earlier in the day the Lynx announced the team has signed **Lindsay Whalen** to a multi-year contract extension.

**AUG. 23** Lynx forward **Rebekkah Brunson** finished the season with averages of 11.3 points and a career-high 10.3 rpg, becoming one of just eight players in league history to average a double-double over a full season; **Lindsay Whalen** finished the season with a career-high 184 assists, besting the previous single-season franchise record of 148 (**Noelle Quinn** and **Teresa Edwards**).



# 2012 MINNESOTA LYNX MEDIA GUIDE

2011 WNBA CHAMPIONS



## HISTORIC DATES

**AUG. 29** **Rebekkah Brunson** named to the WNBA All-Defensive Second Team.

**AUG. 31** **Monica Wright** named to the WNBA All-Rookie Team.

**SEPT. 21** **Lindsay Whalen** named to the 2010 USA Basketball Women's World Championship Team.

**OCT. 3** **Lindsay Whalen** and Team USA defeats the Czech Republic, 89-69 to win the 2010 Fiba World Championship for Women Gold Medal; in nine Tournament games, Whalen averages 5.9 points, 2.1 rebounds and 1.6 assists per game.

**NOV. 2** Minnesota wins the 2011 WNBA Draft Lottery; In addition to selecting first, the Lynx also receive the fourth overall selection in the 2011 WNBA Draft.

### 2011

**FEB. 18** Lynx sign six-time WNBA All-Star **Taj McWilliams-Franklin**.

**APR. 9** Lynx acquire Washington's 2012 first-round pick in exchange for center **Nicky Anosike**.

**APR. 11** Added five players in the 2011 WNBA Draft: Selected **Maya Moore** (1st overall), **Amber Harris** (4th overall) and **Kachine Alexander** (26th overall); traded the 13th overall selection (**Jessica Breland**) to New York in exchange for the 22nd overall pick (**Angel Robinson**) and New York's 2012 second-round pick; traded the 14th overall selection (**Felicia Chester**) to Atlanta in exchange for **Rachel Jarry** (18th overall pick) and Atlanta's 2012 second-round selection.

**APR. 14** Signed **Maya Moore**.

**APR. 20** Signed **Amber Harris**.

**JUNE 13** Forward **Rebekkah Brunson** named the Western Conference Player of the Week. Brunson averaged 14.8 points and 14.0 rebounds en route to four consecutive double-doubles as the Lynx went 3-1.

**JUNE 19** **Rebekkah Brunson** posted her sixth consecutive double-double, matching the WNBA record for consecutive double-doubles to start a season set by **Lisa Leslie** (2003) and **Candace Parker** (2010). The performance also broke **Nicky Anosike's** franchise record of 18 double-doubles.

**JULY 6** Forward **Rebekkah Brunson** named the Western Conference Player of the Month for June, marking the first time in franchise history a Lynx player has earned the honor.

**JULY 13** Center **Taj McWilliams-Franklin** surpassed the 12,000-minute mark for her career, becoming just the fifth player in WNBA history to reach that milestone (**Tina Thompson**, **Katie Smith**, **Vickie Johnson**, **Tangela Smith**).

**JULY 18** Lynx forward **Rebekkah Brunson** named the Western Conference Player of the Week for games played from July 11-17, her second such honor of the season.

**JULY 20** Guard **Seimone Augustus** surpassed **Katie Smith's** franchise record for field goals in a career (1,127).

**JULY 23** Lynx players **Seimone Augustus**, **Rebekkah Brunson**, **Maya Moore** and **Lindsay Whalen** represented the Lynx in the 2011 WNBA All-Star game, marking the fifth time in league history a team has had four or more representatives in an All-Star game.

**JULY 25** For the second consecutive week, a Lynx player was named the Western Conference Player of the Week, this time with **Seimone Augustus** earning the honors.

**AUG. 2** Lynx guard **Seimone Augustus** named the Western Conference Player of the Month, averaging 19.0 points on 54.9% shooting as the Lynx went 7-1. Lynx forward **Maya Moore** was also named the WNBA's Rookie of the Month.

**AUG. 7** With a 84-78 victory over the Sparks, Minnesota won its ninth consecutive game, setting a new franchise record for consecutive wins in a season. The win also marked its fifth consecutive road win, also a new franchise record.

**AUG. 9** Lynx guards **Seimone Augustus** and **Lindsay Whalen** each surpassed the 3,000-point mark for their careers during a game in Phoenix, becoming the first pair of teammates in WNBA history to surpass the mark during the same game. The game was **Augustus'** 151st of her career, matching **Diana Taurasi** for the fastest pace in WNBA history to reach the 3,000 point mark. With the milestone, **Whalen** became just the sixth player in WNBA history to record 3,000 points, 1,000 rebounds and 1,000 assists in a career.

**AUG. 9** Rookie **Maya Moore** went a perfect 6-for-6 from three-point range, matching a WNBA record for most three-pointers made in a game without a miss.

**AUG. 20** With a win over Los Angeles, Minnesota clinched its third playoff berth in franchise history. The game was its 26th of the season, the earliest the Lynx have ever clinched a playoff berth.

**AUG. 23** Center **Taj McWilliams-Franklin** appeared in her 400th career game, becoming just the sixth player in WNBA history to reach the milestone (**Vickie Johnson**, **Ticha Penicheiro**, **Katie Smith**, **Tangela Smith**, **Tina Thompson**).

**AUG. 29** Guard **Seimone Augustus** was named the Western Conference Player of the Week for games played from August 22-28, her third such honor of the season.

**SEPT. 1** Guard **Lindsay Whalen** was named the Western Conference Player of the Month for August, the third difference Lynx player to earn the honor this season. Rookie **Maya Moore** was named the WNBA's Rookie of the Month for the second consecutive month.

**SEPT. 1** Signed forward **Rebekkah Brunson** to a multi-year contract extension.

**SEPT. 8** With a 20 point, 10 assist performance, guard **Lindsay Whalen** became the first player in WNBA history to record zero turnovers while totaling at least 20 points and 10 assists. Her game was the second 20/10 effort of her career and the second in franchise history.

**SEPT. 8** Minnesota won their 14th game at home, setting a franchise record for home wins in a season.

**SEPT. 11** With a regular-season ending victory over the Mercury, Minnesota became just the sixth team in league history to win at least 27 games in a season. The win also marked the team's 13th road win of the season, a new franchise record.

**SEPT. 13** **Lindsay Whalen** named the 2011 WNBA Peak Performer for assists. **Whalen** led the WNBA with in both assists (199) and assists per game (5.9) during the 2011 regular season.

**SEPT. 16** Coach **Cheryl Reeve** named the 2011 WNBA Coach of the Year, becoming the second coach in franchise history to receive the honor (**Suzie McConnell Serio**, 2004).

**SEPT. 16** Rookie **Maya Moore** named the 2011 WNBA Rookie of the Year, becoming the third Rookie of the Year in franchise history (**Betty Lennox**, 2004; **Seimone Augustus**, 2006). **Moore** led all rookies in points (13.2) while ranking second in rebounds (4.6) and third in assists (2.6).

**SEPT. 20** The Lynx won their first playoff series in franchise history, defeating the San Antonio Silver Stars 2-1 in the Western Conference Semi-Finals.

**SEPT. 25** Minnesota reached their first ever WNBA Finals, sweeping the Phoenix Mercury in the Western Conference Finals 2-0.

**SEPT. 29** Forward **Rebekkah Brunson** named to the 2011 WNBA All-Defensive First Team.

**OCT. 5** Guard **Seimone Augustus** scored a single-game franchise postseason high 36 points on 11-of-14 shooting to lead the Lynx to a 101-95 victory.

**OCT. 7** Won the first WNBA Title in franchise history, sweeping the Atlanta Dream 3-0. Guard **Seimone Augustus** was named the 2011 WNBA Finals Most Valuable Player, averaging 24.7 points per game in her first finals appearance.

**OCT. 11** 15,000 fans came out to congratulate the Lynx during their Championship Parade on Nicollet Avenue. 4,500 fans followed the Lynx into Target Center afterward for a Championship Celebration.

### 2012

**JAN. 23** Re-signed center **Taj McWilliams-Franklin**.

**JAN. 26** Re-signed center **Jessica Adair**.

**FEB. 2** Acquired Phoenix's 2013 second-round draft pick in exchange for guard **Alexis Hornbuckle**.

**FEB. 8** Re-signed guard **Candice Wiggins**.

**FEB. 13** Signed free agent guard **Erin Thorn**.

**FEB. 28** Acquired Phoenix's 2012 second-round pick (18th overall) in exchange for forward Charde Houston and Minnesota's second-round pick (24th overall).

**APR. 16** Selected six players in the 2012 WNBA Draft, including: **Devereaux Peters** (3rd overall), **Damiris Dantas** (12th overall), **Julie Wojta** (18th overall), **Kayla Standish** (19th overall), **Nika Baric** (20th overall) and **Jacki Gemelos** (31st overall).

**APR. 21** Signed free agent **Jasmine Lee**.

**APR. 23** Signed **Julie Wojta**.

**APR. 25** Signed free agent **Porsche Poole**.

**APR. 27** Signed free agent **Tavelyn James** and **Brittany Rayburn**.

**APR. 29** Signed free agent **Queralt Casas**. Additionally, signed draft picks **Devereaux Peters** and **Kayla Standish**.



# RECORDS



2012 MINNESOTA  
LYNX MEDIA GUIDE





# 2012 MINNESOTA LYNX MEDIA GUIDE

2011 WNBA CHAMPIONS



## INDIVIDUAL RECORDS

### MOST POINTS

Season:	769	Seimone Augustus	2007
Game:	46	Katie Smith	@ Los Angeles, 7/8/01 (OT)
Half:	29	Katie Smith	vs. Los Angeles (2nd), 6/3/00
Quarter:	17	Seimone Augustus	@ New York (3rd), 7/30/06
Overtime:	10	Lindsay Whalen	vs. Connecticut, 8/3/10

### MOST FIELD GOALS MADE

Season:	296	Seimone Augustus	2007
Game:	16	Seimone Augustus	@ Sacramento, 7/29/07
Half:	9	Seimone Augustus	vs. Seattle (2nd), 6/14/06;
		Seimone Augustus	@ Sacramento (2nd), 7/29/07
Quarter:	7	Svetlana Abrosimova	vs. Seattle (3rd), 8/7/07
Overtime:	3	Most recently: Seimone Augustus	@ Chicago, 8/7/10

### MOST CONSECUTIVE FIELD GOALS MADE

13	Charde Houston	6/6/09 to 6/7/09
----	----------------	------------------

### MOST FIELD GOALS ATTEMPTED

Season:	620	Seimone Augustus	2006
Game:	28	Seimone Augustus	vs. New York, 6/24/06
Half:	17	Brandy Reed	@ Phoenix (2nd), 7/29/99;
		Seimone Augustus	@ New York (2nd), 7/30/06
Quarter:	10	Most recently: Seimone Augustus	@ Houston (3rd), 7/12/07
Overtime:	6	Betty Lennox	vs. Utah, 5/25/02;
		Svetlana Abrosimova	vs. Detroit, 8/23/03

### HIGHEST FIELD-GOAL PERCENTAGE

Season:	.668	(129-193) Tamika Williams	2003
Game:	1.000	(11-11) Seimone Augustus	@ Los Angeles, 6/8/07
Half:	1.000	(8-8) Most recently: Lindsay Whalen	vs. Washington (1st), 8/30/11
Quarter:	1.000	(6-6) Lindsay Whalen	@ Connecticut (2nd), 8/16/11

### MOST THREE-POINT FIELD GOALS MADE

Season:	88	Katie Smith	2000
Game:	7	Katie Smith	@ Seattle, 6/14/03
Half:	5	Most recently: Maya Moore	vs. Phoenix (1st), 8/2/11
Quarter:	4	Most recently: Maya Moore	vs. Phoenix (2nd), 8/2/11
Overtime:	1	Most recently: Seimone Augustus	@ Indiana, 8/22/10

### MOST CONSECUTIVE THREE-POINT FIELD GOALS MADE

8	Svetlana Abrosimova	6/30/05 to 7/15/05
---	---------------------	--------------------

### MOST CONSECUTIVE GAMES WITH A THREE-POINT FIELD GOAL

32	Katie Smith	7/31/02 to 8/2/03
----	-------------	-------------------

### MOST THREE-POINT FIELD GOALS ATTEMPTED

Season:	240	Katie Smith	2001
Game:	13	Katie Smith	vs. Los Angeles, 6/3/00;
		Anna DeForge	@ Phoenix, 9/3/08
Half:	9	Most recently: Candice Wiggins	@ Los Angeles (1st), 8/19/09
Quarter:	9	Amber Jacobs	vs. Phoenix (4th), 7/3/07

### HIGHEST THREE-POINT FIELD-GOAL PERCENTAGE

Season:	.446	(45-101) Svetlana Abrosimova	2007
Game:	1.000	(6-6) Maya Moore	@ Phoenix, 8/9/11

### MOST FREE THROWS MADE

Season:	246	Katie Smith	2001
Game:	18	Katie Smith	@ Los Angeles, 7/8/01 (OT)
Half:	12	Katie Smith	@ Miami (2nd), 6/10/00;
		Seimone Augustus	@ Sacramento (2nd), 8/10/06
Quarter:	9	Most recently: Lindsay Whalen	vs. San Antonio (4th), 8/15/10
Overtime:	6	Lindsay Whalen	vs. Connecticut, 8/3/10

### MOST CONSECUTIVE FREE THROWS MADE

44	Candice Wiggins	9/9/09 to 6/22/10
----	-----------------	-------------------

### MOST FREE THROWS ATTEMPTED

Season:	275	Katie Smith	2001
Game:	19	Katie Smith	@ Los Angeles, 7/8/01 (OT)
Half:	14	Katie Smith	@ Miami (2nd), 6/10/00
Quarter:	10	Most recently: Lindsay Whalen	vs. San Antonio (4th), 8/15/10
Overtime:	6	Rebekkah Brunson	vs. Phoenix (2nd), 7/24/10
		Lindsay Whalen	vs. Connecticut, 8/3/10

### HIGHEST FREE-THROW PERCENTAGE

Season:	.899	(98-109) Katie Smith	2004
Game:	1.000	(13-13) Seimone Augustus	@ Sacramento, 8/10/06





# 2012 MINNESOTA LYNX MEDIA GUIDE

2011 WNBA CHAMPIONS



## INDIVIDUAL RECORDS

### MOST REBOUNDS

Season:	310	Rebekkah Brunson	2010
Game:	18	Rebekkah Brunson	vs. New York, 8/8/10
Half:	10	Most recently: Rebekkah Brunson	vs. Tulsa (1st), 6/7/11
Quarter:	9	Adrian Williams	vs. New York (2nd), 6/24/06
Overtime:	5	Rebekkah Brunson	vs. Phoenix (2nd), 7/24/10

### MOST OFFENSIVE REBOUNDS

Season:	120	Rebekkah Brunson	2010
Game:	10	Tamika Williams	@ Phoenix, 6/23/02
Half:	8	Tamika Williams	@ Phoenix (2nd), 6/23/02
Quarter:	5	Rebekkah Brunson	@ Tulsa (1st), 6/19/10
Overtime:	3	Tamika Williams	vs. Houston, 8/4/06;
		Rebekkah Brunson	vs. Phoenix (2nd), 7/24/10

### MOST DEFENSIVE REBOUNDS

Season:	205	Rebekkah Brunson	2011
Game:	13	Svetlana Abrosimova	vs. Sacramento, 8/5/01 (OT);
		Nicky Anosike	vs. Indiana, 8/13/09
Half:	8	Most recently: Rebekkah Brunson	vs. Atlanta (1st), 6/17/11
Quarter:	6	Most recently: Rebekkah Brunson	vs. Phoenix (3rd), 7/13/11
Overtime:	3	Nicole Ohlde	vs. Houston, 6/30/04

### MOST ASSISTS

Season:	199	Lindsay Whalen	2011
Game:	14	Noelle Quinn	vs. San Antonio, 8/19/07
Half:	9	Noelle Quinn	vs. San Antonio (2nd), 8/19/07;
		Lindsay Whalen	vs. Connecticut (1st), 8/3/10
Quarter:	8	Lindsay Whalen	vs. Connecticut (2nd), 8/3/10
Overtime:	2	Most recently: Lindsay Whalen	@ Chicago, 8/7/10

### MOST BLOCKED SHOTS

Season:	68	Vanessa Hayden	2005
Game:	6	Vanessa Hayden	vs. Charlotte, 6/4/05
Half:	4	Most recently: Nicky Anosike	vs. Tulsa (2nd), 5/23/10
Quarter:	3	Most recently: Jessica Adair	@ Chicago (3rd), 8/12/11
Overtime:	1	Most recently: Roneeka Hodges	vs. Washington, 7/7/09

### MOST STEALS

Season:	81	Nicky Anosike	2009
Game:	7	Most recently: Nicky Anosike	vs. Connecticut, 8/3/10 (OT)
Half:	5	Most recently: Taj McWilliams-Franklin	vs. Washington (1st), 8/30/11
Quarter:	4	Nicky Anosike	vs. New York (3rd), 6/24/08
Overtime:	2	Lynn Pride	vs. Sacramento, 8/5/01;
		Nicky Anosike	vs. Connecticut, 8/3/10

### MOST PERSONAL FOULS

Season:	127	Nicole Ohlde	2007
Game:	6	Several times	
Half:	6	Most recently: Taj McWilliams-Franklin	@ Los Angeles (2nd), 6/3/11
Quarter:	5	Most recently: Christi Thomas	vs. Phoenix (4th), 6/27/09
Overtime:	3	Katie Smith	@ Los Angeles, 7/8/01;
		Georgia Schweitzer	@ Seattle, 6/4/02

### MOST DISQUALIFICATIONS (6 FOULS)

Season:	6	Tonya Edwards	1999;
		Kathrin Riss	2007

### MOST TURNOVERS

Season:	97	Betty Lennox	2000
Game:	11	Betty Lennox	@ Houston, 8/9/00
Half:	8	Betty Lennox	@ Houston (1st), 8/9/00
Quarter:	5	Charde Houston	@ Connecticut (4th), 5/27/10
Overtime:	3	Amber Jacobs	vs. Washington, 7/20/07

### MOST GAMES PLAYED

Season:	34	Edwards, Sam, Smith, Williams	2003;
		Edwards, Lovelace, Ohlde, Williams	2004;
		Harrower, Lovelace, Ohlde, Williams	2005;
		Abrosimova, Augustus, Jacobs, Ohlde	2006;
		Abrosimova, Augustus, Mann, Ohlde, Quinn	2007;
		Anosike, DeForge, Ohlde	2008;
		Hollingsworth, Houston, McCants, Miller, Montgomery, Wiggins	2009;
		Houston, Maïga-Ba, Wright	2010;
		Augustus, Brunson, McWilliams-Franklin, Moore, Whalen, Wiggins	2011

### MOST GAMES STARTED

Season:	34	Edwards, Smith, Williams	2003;
		Edwards, Ohlde	2004;
		Harrower, Ohlde	2005;
		Augustus, Jacobs, Ohlde	2006;
		Augustus, Ohlde	2007;
		Anosike, DeForge, Ohlde	2008;
		Wiggins	2009;
		Augustus, Brunson, Moore, Whalen	2011

### MOST MINUTES PLAYED

Season:	1234	Katie Smith	2001
Game (Reg.):	40	Most recently: Nicole Ohlde	@ Houston, 6/7/05
		Katie Smith	@ Houston, 6/7/05
Game (OT):	49	Sonja Tate	vs. Los Angeles, 7/1/99 (2 OT)



# 2012 MINNESOTA LYNX MEDIA GUIDE

2011 WNBA CHAMPIONS



## TEAM HIGHS

### MOST POINTS

Game:	124	vs. Phoenix	7/24/10 (20T)
	114	vs. Los Angeles	5/31/06
1st Half:	64	vs. Sacramento	8/28/09
2nd Half:	70	@ Phoenix	9/3/08
1st Quarter:	34	@ Indiana	6/7/09;
		vs. Phoenix	7/24/10
2nd Quarter:	36	vs. Connecticut	8/3/10
3rd Quarter:	37	vs. Seattle	8/7/07
4th Quarter:	37	@ Phoenix	9/3/08
Overtime:	16	vs. Connecticut	8/3/10

### MOST FIELD GOALS MADE

Game:	42	vs. Phoenix	7/24/10 (20T);
		vs. Phoenix	7/13/11
Half:	23	MR: vs. Phoenix (2nd)	7/13/11
Quarter:	14	MR: vs. Connecticut (2nd)	8/3/10
Overtime:	5	@ Los Angeles	7/8/01;
		vs. Sacramento	7/11/04

### MOST FIELD GOALS ATTEMPTED

Game:	95	vs. Phoenix	7/24/10 (20T)
	86	vs. Phoenix	7/13/11
Half:	48	vs. Phoenix (1st)	6/27/09
Quarter:	25	MR: vs. Phoenix (2nd)	6/27/09
Overtime:	11	MR: vs. Phoenix (2nd)	7/24/10

### HIGHEST FIELD-GOAL PERCENTAGE

Game:	.632	(36-57) @ Indiana	6/7/09
Half:	.800	(12-15) vs. Phoenix (2nd)	8/4/03
Quarter:	.929	(13-14) @ Indiana (1st)	6/7/09
Overtime:	.667	(4-6) @ Houston	5/27/08

### MOST THREE-POINT FIELD GOALS MADE

Game:	16	vs. Sacramento	8/28/09
Half:	10	vs. Los Angeles (2nd)	5/31/06
Quarter:	7	vs. Los Angeles (3rd)	5/31/06;
		vs. Detroit (1st)	8/16/07
Overtime:	2	MR: @ Chicago	8/7/10

### MOST THREE-POINT FIELD GOALS ATTEMPTED

Game:	33	@ Chicago	8/15/09
Half:	20	MR: @ Chicago (2nd)	8/15/09
Quarter:	13	@ Sacramento (4th)	9/13/09
Overtime:	5	@ Utah	7/28/01

### HIGHEST THREE-POINT FIELD-GOAL PERCENTAGE

Game:	.750	(6-8) vs. Seattle	7/18/01
Half:	1.000	(5-5) vs. Detroit (2nd)	6/5/00;
		(5-5) @ Seattle (2nd)	7/1/06
Quarter:	1.000	(7-7) vs. Detroit (1st)	8/16/07
Overtime:	1.000	(2-2) MR: @ Chicago	8/7/10

### MOST FREE THROWS MADE

Game:	37	@ Los Angeles	7/8/01 (OT)
	33	vs. Phoenix	5/31/08
Half:	27	vs. Phoenix (2nd)	8/1/09
Quarter:	16	@ Indiana (4th)	7/24/08;
		vs. Phoenix (3rd)	8/1/09
Overtime:	10	vs. Phoenix (2nd)	7/24/10;
		vs. Connecticut	8/3/10

### MOST FREE THROWS ATTEMPTED

Game:	45	@ Sacramento	8/9/03
Half:	34	vs. Phoenix (2nd)	8/1/09
Quarter:	20	vs. Phoenix (3rd)	8/1/09
Overtime:	14	vs. Washington	7/7/09

### HIGHEST FREE-THROW PERCENTAGE

Game:	1.000	(20-20) vs. Phoenix	8/4/03
-------	-------	---------------------	--------

### MOST REBOUNDS

Game:	51	@ Atlanta	6/19/11
Half:	31	vs. Phoenix (1st)	9/12/08
Quarter:	18	@ Phoenix (1st)	6/18/06;
		vs. Phoenix (1st)	9/12/08
Overtime:	8	vs. Houston	6/30/04;
		vs. Houston	8/4/06

### MOST OFFENSIVE REBOUNDS

Game:	22	vs. Utah	5/25/02 (OT)
	21	@ Houston	7/12/07
Half:	14	@ Houston (2nd)	7/12/07;
		vs. Los Angeles (2nd)	8/20/11
Quarter:	9	@ Indiana (3rd)	5/19/07
Overtime:	6	vs. Houston	8/4/06

### MOST DEFENSIVE REBOUNDS

Game:	38	@ San Antonio	8/28/11
Half:	22	vs. Phoenix (1st)	9/12/08
Quarter:	13	vs. San Antonio (1st)	8/6/06;
		vs. Phoenix (1st)	9/12/08
Overtime:	7	vs. Houston	6/30/04

### MOST ASSISTS

Game:	30	vs. San Antonio	8/19/07
Half:	20	vs. San Antonio (2nd)	8/19/07
Quarter:	12	vs. Connecticut (2nd)	8/3/10
Overtime:	4	vs. Sacramento	7/11/04

### MOST BLOCKED SHOTS

Game:	10	@ Houston	5/27/08 (OT);
		@ New York	9/4/11
Half:	7	@ Connecticut (1st)	7/22/04;
		vs. Tulsa (2nd)	5/23/10
Quarter:	5	MR: @ New York (3rd)	9/4/11
Overtime:	2	@ Houston	5/27/08;
		vs. Los Angeles	7/27/08

### MOST STEALS

Game:	17	@ Atlanta	6/30/09
Half:	13	vs. San Antonio (1st)	7/28/04
Quarter:	7	MR: vs. Los Angeles (1st)	7/26/11
Overtime:	2	MR: vs. Connecticut	8/3/10

### MOST PERSONAL FOULS

Game:	36	@ Detroit	6/20/08 (OT)
	33	@ Utah	7/5/02
Half:	22	vs. Washington (2nd)	7/20/07
Quarter:	13	@ Phoenix (4th)	8/9/11
Overtime:	8	@ Los Angeles	7/8/01;
		@ Detroit	6/20/08

### MOST DISQUALIFICATIONS (6 FOULS)

Game:	3	vs. Washington	7/20/07 (OT);
		@ Detroit	6/20/08 (OT)
	2	@ Charlotte	7/21/99;
		@ Seattle	7/21/00;
		@ Utah	7/28/01 (OT);
		@ San Antonio	8/16/03;
		@ Detroit	8/11/05 (OT)

### MOST TURNOVERS

Game:	32	vs. Washington	7/20/07 (OT)
	27	vs. Phoenix	6/27/03
Half:	20	vs. Washington (2nd)	7/20/07
Quarter:	13	vs. Washington (4th)	7/20/07
Overtime:	4	vs. Washington	7/20/07;
		vs. Los Angeles	7/27/08





# 2012 MINNESOTA LYNX MEDIA GUIDE

2011 WNBA CHAMPIONS



## TEAM LOWS

### FEWEST POINTS

Game:	44	@ San Antonio	5/26/04
1st Half:	11	vs. Houston	6/30/01
2nd Half:	18	@ Washington	8/13/10
1st Quarter:	6	vs. Houston	6/21/08
2nd Quarter:	7	Most recently: vs. San Antonio	8/4/11
3rd Quarter:	6	vs. Chicago	7/1/08
4th Quarter:	6	@ Washington	8/13/10
Overtime:	0	vs. Los Angeles	7/27/08

### FEWEST FIELD GOALS MADE

Game:	11	vs. Houston	7/23/01
Half:	2	vs. Houston (1st)	6/30/01
Quarter:	1	vs. Houston (1st)	6/21/08;
		vs. Indiana (4th)	6/6/10
Overtime:	0	vs. Los Angeles	7/27/08

### FEWEST FIELD GOALS ATTEMPTED

Game:	36	@ Miami	5/28/02
Half:	15	vs. Portland (1st)	7/10/02;
		vs. Phoenix (2nd)	8/4/03
Quarter:	8	@ Seattle (3rd)	6/19/09
Overtime:	4	@ Detroit	8/11/05

### LOWEST FIELD-GOAL PERCENTAGE

Game:	.200	(11-55) vs. Houston	7/23/01
Half:	.069	(2-29) vs. Houston (1st)	6/30/01
Quarter:	.067	(1-15) vs. Houston (1st)	6/21/08
Overtime:	.000	(0-6) vs. Los Angeles	7/27/08

### FEWEST THREE-POINT FIELD GOALS MADE

Game:	0	Most recently: @ Atlanta	7/1/10
Half:	0	Most recently: vs. Los Angeles (1st)	7/26/11

### FEWEST THREE-POINT FIELD GOALS ATTEMPTED

Game:	4	Most recently: vs. Indiana	6/6/10
Half:	1	Most recently: @ Washington (2nd)	8/18/11
Quarter:	0	Most recently: vs. Washington (4th)	8/30/11

### LOWEST THREE-POINT FIELD-GOAL PERCENTAGE

Game:	.000	(0-15) @ San Antonio	5/26/04
-------	------	----------------------	---------

### FEWEST FREE THROWS MADE

Game:	1	@ Portland	7/14/00
Half:	0	Most recently: @ Phoenix (2nd)	7/29/10

### FEWEST FREE THROWS ATTEMPTED

Game:	3	vs. Houston	6/11/06
Half:	0	Most recently: vs. Houston (1st)	6/11/06

### LOWEST FREE-THROW PERCENTAGE

Game:	.200	(1-5) @ Portland	7/14/00
-------	------	------------------	---------

### FEWEST REBOUNDS

Game:	18	@ Los Angeles	8/23/05
Half:	6	vs. Charlotte (1st)	8/3/01;
		vs. Seattle (2nd)	6/14/06
Quarter:	1	@ Los Angeles (2nd)	6/8/07
Overtime:	0	@ Detroit	8/11/05

### FEWEST OFFENSIVE REBOUNDS

Game:	2	vs. Los Angeles	8/6/99;
		@ Sacramento	6/17/05
Half:	0	Most recently: @ Indiana (1st)	6/7/09
Quarter:	0	Most recently: @ Connecticut (4th)	8/16/11
Overtime:	0	Most recently: @ Indiana	8/22/10

### FEWEST DEFENSIVE REBOUNDS

Game:	11	vs. Charlotte	8/3/01
Half:	3	Most recently: vs. Charlotte (2nd)	6/4/05
Quarter:	1	Most recently: vs. Los Angeles (3rd)	7/26/11
Overtime:	0	@ Detroit	8/11/05

### FEWEST ASSISTS

Game:	3	@ Seattle	8/8/03
Half:	0	@ New York (2nd)	7/30/06
Quarter:	0	Most recently: vs. Phoenix (1st)	8/2/11
Overtime:	0	Most recently: vs. Phoenix (2nd)	7/24/10

### FEWEST BLOCKED SHOTS

Game:	0	Most recently: vs. Washington	8/30/11
-------	---	-------------------------------	---------

### FEWEST STEALS

Game:	0	@ Charlotte	7/21/99
-------	---	-------------	---------

### FEWEST PERSONAL FOULS

Game:	9	vs. Los Angeles	8/11/02;
		vs. San Antonio	6/28/05
Half:	2	@ Los Angeles (1st)	8/19/09
Quarter:	0	Most recently: vs. Los Angeles (1st)	7/26/11
Overtime:	0	vs. Houston	6/1/03;
		vs. Sacramento	7/11/04

### FEWEST TURNOVERS

Game:	6	Most recently: vs. Seattle	8/7/07
Half:	1	Most recently: vs. Los Angeles (1st)	7/27/10
Quarter:	0	Most recently: vs. Chicago (1st)	9/8/11
Overtime:	0	Most recently: @ Indiana	8/22/10



# 2012 MINNESOTA LYNX MEDIA GUIDE

2011 WNBA CHAMPIONS



## OPPONENT INDIVIDUAL RECORDS

### MOST POINTS

Season:	116	Diana Taurasi, Phoenix (5 games)	2011
Game:	44	Deanna Nolan	@ Detroit, 6/20/08 (OT)
	34	Lauren Jackson	@ Seattle, 7/5/08
Half:	25	Sophia Witherspoon	vs. Portland (2nd), 7/2/00
Quarter:	20	Deanna Nolan	@ Detroit (4th), 6/20/08
Overtime:	11	Diana Taurasi	vs. Phoenix (2nd), 7/24/10

### MOST FIELD GOALS MADE

Season:	35	Becky Hammon, San Antonio (4 games)	2009
Game:	15	Deanna Nolan	@ Detroit, 6/20/08 (OT);
		Lauren Jackson	@ Seattle, 7/5/08

### MOST FIELD GOALS ATTEMPTED

Season:	77	Diana Taurasi, Phoenix (5 games)	2011
Game:	29	Renee Montgomery	vs. Connecticut, 8/3/10 (OT)
	27	Cappie Pondexter	vs. Phoenix, 5/31/08

### HIGHEST FIELD-GOAL PERCENTAGE

Season:	.875	(14-16) Janell Burse, Seattle (4 games)	2009
Game:	.909	(10-11) Ebony Hoffman	vs. Los Angeles, 7/26/11

### MOST THREE-POINT FIELD GOALS MADE

Season:	14	Nicole Powell, Sacramento (4 games)	2009
Game:	7	Diana Taurasi	@ Phoenix, 6/17/09

### MOST THREE-POINT FIELD GOALS ATTEMPTED

Season:	42	Becky Hammon, San Antonio (5 games)	2010
Game:	15	Shanna Crossley	vs. San Antonio, 8/19/07

### HIGHEST THREE-POINT FIELD-GOAL PERCENTAGE

Season:	1.000	(6-6) Andrea Congreaves, Orlando (2 games)	1999
Game:	1.000	(4-4) Andrea Congreaves	vs. Orlando, 8/20/99 (OT);
		(4-4) Anna DeForge	@ Phoenix, 8/20/03

### MOST FREE THROWS MADE

Season:	37	Diana Taurasi, Phoenix (5 games)	2011
Game:	14	Most recently: Diana Taurasi	vs. Phoenix, 7/24/10 (2OT)

### MOST FREE THROWS ATTEMPTED

Season:	42	Diana Taurasi, Phoenix (5 games)	2011
Game:	17	Yolanda Griffith	@ Sacramento, 8/7/01

### HIGHEST FREE-THROW PERCENTAGE

Season:	1.000	(23-23) Swin Cash, Seattle (4 games)	2011
Game:	1.000	(14-14) Lisa Leslie	@ Los Angeles, 7/15/00;
		(14-14) Diana Taurasi	vs. Phoenix, 7/24/10 (2OT)

### MOST REBOUNDS

Season:	46	Michelle Snow, Houston (4 games)	2006
Game:	23	Michelle Snow	vs. Houston, 8/4/06 (OT)
	20	Érika de Souza	vs. Atlanta, 7/14/10

### MOST OFFENSIVE REBOUNDS

Season:	18	Chante Black, Tulsa (5 games)	2010
Game:	9	Most recently: Tina Charles	vs. Connecticut, 8/3/10 (OT)

### MOST DEFENSIVE REBOUNDS

Season:	32	Michelle Snow, Houston (4 games)	2004
Game:	15	Lisa Leslie	@ Los Angeles, 6/11/04;
		Michelle Snow	vs. Houston, 6/30/04 (OT)

### MOST ASSISTS

Season:	37	Ticha Penicheiro, Sacramento (4 games)	1999
Game:	14	Most recently: Sue Bird	@ Seattle, 7/1/06

### MOST BLOCKED SHOTS

Season:	15	Margo Dydek, San Antonio (4 games)	2003;
		Chante Black, Tulsa (5 games)	2010
Game:	9	Margo Dydek	@ San Antonio, 5/26/04

### MOST STEALS

Season:	15	Yolanda Griffith, Sacramento (4 games)	2004
Game:	9	Tamika Catchings	@ Indiana, 7/26/02

### MOST PERSONAL FOULS

Season:	20	Yolanda Griffith, Sacramento (4 games)	2003
---------	----	--	------

### MOST DISQUALIFICATIONS (6 FOULS)

Season:	2	Kamila Vodichkova, Seattle (4 games)	2003;
		Lisa Leslie, Los Angeles (4 games)	2004;
		Kamila Vodichkova, Seattle (3 games)	2004;
		Camille Little, Seattle (4 games)	2010

### MOST TURNOVERS

Season:	29	Becky Hammon, San Antonio (5 games)	2010
Game:	9	DeLisha Milton-Jones	vs. Los Angeles, 6/10/09;
		Becky Hammon	@ San Antonio, 6/26/10

### MOST MINUTES PLAYED

Season:	175	Becky Hammon, San Antonio (5 games)	2010
Game (Reg.):	40:00	Most recently: DeLisha Milton-Jones	@ Los Angeles, 8/20/10
Game (OT):	44:52	Deanna Nolan	@ Detroit, 6/20/08 (OT)





# 2012 MINNESOTA LYNX MEDIA GUIDE

2011 WNBA CHAMPIONS



## OPPONENT TEAM HIGHS

### MOST POINTS

Game:	127	Phoenix @ Minnesota	7/24/10 (20T)
	112	Phoenix @ Minnesota	7/13/11
1st Half:	69	@ Phoenix	7/29/10
2nd Half:	64	Phoenix @ Minnesota	7/13/11
1st Quarter:	35	@ Phoenix	7/29/10
2nd Quarter:	34	@ Phoenix	7/29/10
3rd Quarter:	34	@ Phoenix	7/22/09
4th Quarter:	39	Phoenix @ Minnesota	7/13/11
Overtime:	19	@ Los Angeles	7/8/01

### MOST FIELD GOALS MADE

Game:	47	Phoenix @ Minnesota	7/24/10 (20T);
		@ Phoenix	7/29/10

### MOST FIELD GOALS ATTEMPTED

Game:	96	Connecticut @ Minnesota	8/3/10 (OT)
	86	Tulsa @ Minnesota	5/23/10

### HIGHEST FIELD-GOAL PERCENTAGE

Game:	.623	(38-61) @ Los Angeles	6/8/07
-------	------	-----------------------	--------

### MOST THREE-POINT FIELD GOALS MADE

Game:	15	@ Phoenix	9/11/11
-------	----	-----------	---------

### MOST THREE-POINT FIELD GOALS ATTEMPTED

Game:	34	@ Phoenix	6/10/10
-------	----	-----------	---------

### HIGHEST THREE-POINT FIELD-GOAL PERCENTAGE

Game:	1.000	(3-3) Houston @ Minnesota	7/8/07
-------	-------	---------------------------	--------

### MOST FREE THROWS MADE

Game:	42	Washington @ Minnesota	7/20/07 (OT)
	33	@ Seattle	9/6/08

### MOST FREE THROWS ATTEMPTED

Game:	55	Washington @ Minnesota	7/20/07 (OT)
	43	@ Seattle	9/6/08

### HIGHEST FREE-THROW PERCENTAGE

Game:	1.000	(21-21) @ Seattle	7/1/06
-------	-------	-------------------	--------

### MOST REBOUNDS

Game:	56	@ San Antonio	6/16/06
-------	----	---------------	---------

### MOST OFFENSIVE REBOUNDS

Game:	24	Connecticut @ Minnesota	8/3/10 (OT)
	20	Phoenix @ Minnesota	7/3/99;
		Washington @ Minnesota	7/27/01

### MOST DEFENSIVE REBOUNDS

Game:	40	@ San Antonio	6/16/06
-------	----	---------------	---------

### MOST ASSISTS

Game:	30	@ Phoenix	7/29/10;
		Phoenix @ Minnesota	7/13/11

### MOST BLOCKED SHOTS

Game:	14	Indiana @ Minnesota	6/6/10
-------	----	---------------------	--------

### MOST STEALS

Game:	21	Washington @ Minnesota	7/20/07 (OT)
	19	@ Houston	8/9/00

### MOST PERSONAL FOULS

Game:	36	Washington @ Minnesota	7/7/09 (OT);
		Phoenix @ Minnesota	8/1/09

### MOST TURNOVERS

Game:	28	Most recently: Phoenix @ Minnesota	8/1/09
-------	----	------------------------------------	--------

## OPPONENT TEAM LOWS

### FEWEST POINTS

Game:	44	Miami @ Minnesota	7/28/00
1st Half:	16	Detroit @ Minnesota	6/12/99
2nd Half:	16	Portland @ Minnesota	6/13/02
1st Quarter:	5	Seattle @ Minnesota	9/5/09
2nd Quarter:	6	@ Atlanta	6/3/08
3rd Quarter:	5	@ New York	9/4/11
4th Quarter:	7	@ Chicago	8/7/10
Overtime:	0	Houston @ Minnesota	6/30/04

### FEWEST FIELD GOALS MADE

Game:	15	@ Seattle	6/30/00;
		San Antonio @ Minnesota	6/3/04

### FEWEST FIELD GOALS ATTEMPTED

Game:	42	Cleveland @ Minnesota	8/16/99
-------	----	-----------------------	---------

### LOWEST FIELD-GOAL PERCENTAGE

Game:	.259	(15-58) San Antonio @ Minnesota	6/3/04
-------	------	---------------------------------	--------

### FEWEST THREE-POINT FIELD GOALS MADE

Game:	0	Most recently: Los Angeles @ Minnesota	7/16/06
-------	---	--	---------

### FEWEST THREE-POINT FIELD GOALS ATTEMPTED

Game:	2	@ Washington	7/23/04
-------	---	--------------	---------

### LOWEST THREE-POINT FIELD-GOAL PERCENTAGE

Game:	.000	(0-6) Houston @ Minnesota	8/16/05;
		(0-6) Sacramento @ Minnesota	8/27/05

### FEWEST FREE THROWS MADE

Game:	2	Sacramento @ Minnesota	5/24/03
-------	---	------------------------	---------

### FEWEST FREE THROWS ATTEMPTED

Game:	4	Miami @ Minnesota	6/22/01
-------	---	-------------------	---------

### LOWEST FREE-THROW PERCENTAGE

Game:	.286	(2-7) Sacramento @ Minnesota	5/24/03
-------	------	------------------------------	---------

### FEWEST REBOUNDS

Game:	17	@ Indiana	7/26/02
-------	----	-----------	---------

### FEWEST OFFENSIVE REBOUNDS

Game:	2	New York @ Minnesota	7/6/01;
		@ New York	7/13/01

### FEWEST DEFENSIVE REBOUNDS

Game:	8	@ Miami	5/28/02
-------	---	---------	---------

### FEWEST ASSISTS

Game:	5	Washington @ Minnesota	7/20/07 (OT)
-------	---	------------------------	--------------

### FEWEST BLOCKED SHOTS

Game:	0	Most recently: Washington @ Minnesota	8/30/11
-------	---	---------------------------------------	---------

### FEWEST STEALS

Game:	1	@ Chicago	6/3/07;
		@ Tulsa	8/23/11

### FEWEST PERSONAL FOULS

Game:	7	@ Houston	6/15/02
-------	---	-----------	---------

### FEWEST TURNOVERS

Game:	6	@ Houston	7/1/03;
		Connecticut @ Minnesota	8/7/09



# 2012 MINNESOTA LYNX MEDIA GUIDE

2011 WNBA CHAMPIONS



## TWO-TEAM RECORDS

### MOST POINTS

Game:	251	Phoenix (127) @ Minnesota (124)	7/24/10 (20T)
	217	Phoenix (112) @ Minnesota (105)	7/13/11
Half:	133	Minnesota (70) @ Phoenix (63), 2nd	9/3/08
Quarter:	70	Minnesota (36) @ Atlanta (34), 4th	6/3/08
Overtime:	33	Minnesota (14) @ Los Angeles (19)	7/8/01

### MOST FIELD GOALS MADE

Game:	89	Phoenix (47) @ Minnesota (42)	7/24/10 (20T)
	82	Minnesota (35) @ Phoenix (47)	7/29/10

### MOST FIELD GOALS ATTEMPTED

Game:	180	Phoenix (95) @ Minnesota (85)	7/24/10 (20T)
	161	Phoenix (78) @ Minnesota (81)	9/12/08

### HIGHEST FIELD-GOAL PERCENTAGE

Game:	.545 (72-132)	Minnesota (34-71, .479) @ Los Angeles (38-61, .623)	6/8/07
-------	---------------	---	--------

### MOST THREE-POINT FIELD GOALS MADE

Game:	25	Minnesota (11) @ Phoenix (14)	7/22/07
-------	----	-------------------------------	---------

### MOST THREE-POINT FIELD GOALS ATTEMPTED

Game:	55	Minnesota (21) @ Phoenix (34)	6/10/10
-------	----	-------------------------------	---------

### MOST FREE THROWS MADE

Game:	63	Minnesota (29) @ Detroit (34)	6/20/08 (OT)
	56	Most recently: Phoenix (30) @ Minnesota (26)	6/27/09

### MOST FREE THROWS ATTEMPTED

Game:	83	Minnesota (42) @ Detroit (41)	6/20/08 (OT)
	77	Minnesota (45) @ Sacramento (32)	8/9/03

### HIGHEST FREE-THROW PERCENTAGE

Game:	.944 (17-18)	Los Angeles (8-8, 1.000) @ Minnesota (9-10, .900)	8/11/02
-------	--------------	---	---------

### MOST REBOUNDS

Game:	95	Minnesota (39) @ San Antonio (56)	6/16/06
-------	----	-----------------------------------	---------

### MOST OFFENSIVE REBOUNDS

Game:	36	Minnesota (21) @ Houston (15)	7/12/07;
		Tulsa (16) @ Minnesota (20)	5/23/10

### MOST DEFENSIVE REBOUNDS

Game:	69	Phoenix (37) @ Minnesota (32)	9/12/08
-------	----	-------------------------------	---------

### MOST ASSISTS

Game:	53	Phoenix (30) @ Minnesota (23)	7/13/11
-------	----	-------------------------------	---------

### MOST BLOCKED SHOTS

Game:	21	Tulsa (12) @ Minnesota (9)	5/23/10
-------	----	----------------------------	---------

### MOST STEALS

Game:	31	Minnesota (12) @ Houston (19)	8/9/00
-------	----	-------------------------------	--------

### MOST PERSONAL FOULS

Game:	70	Minnesota (36) @ Detroit (34)	6/20/08 (OT)
	62	Washington (33) @ Minnesota (29)	8/30/08

### MOST TURNOVERS

Game:	52	Washington (20) @ Minnesota (32)	7/20/07 (OT)
	48	Most recently: Phoenix (28) @ Minnesota (20)	8/1/09

### FEWEST POINTS

Game:	93	Minnesota (48) @ Washington (45)	8/21/99
Half:	33	Houston (22) @ Minnesota (11), 1st	6/30/01
Quarter:	15	San Antonio (8) @ Minnesota (7), 2nd	8/4/11
Overtime:	8	Houston (0) @ Minnesota (8)	6/30/04;
		Los Angeles (8) @ Minnesota (0)	7/27/08

### FEWEST FIELD GOALS MADE

Game:	29	Houston (18) @ Minnesota (11)	7/23/01
-------	----	-------------------------------	---------

### FEWEST FIELD GOALS ATTEMPTED

Game:	91	Minnesota (47) @ Seattle (44)	6/30/00
-------	----	-------------------------------	---------

### LOWEST FIELD-GOAL PERCENTAGE

Game:	.252 (29-115)	Houston (18-60, .300) @ Minnesota (11-55, .200)	7/23/01
-------	---------------	---	---------

### FEWEST THREE-POINT FIELD GOALS MADE

Game:	2	Most recently: Sacramento (0) @ Minnesota (2)	8/27/05
-------	---	---	---------

### FEWEST THREE-POINT FIELD GOALS ATTEMPTED

Game:	11	Chicago (7) @ Minnesota (4)	7/1/08
-------	----	-----------------------------	--------

### FEWEST FREE THROWS MADE

Game:	10	Minnesota (1) @ Portland (9)	7/14/00
-------	----	------------------------------	---------

### FEWEST FREE THROWS ATTEMPTED

Game:	14	Houston (11) @ Minnesota (3)	6/11/06
-------	----	------------------------------	---------

### LOWEST FREE-THROW PERCENTAGE

Game:	.435 (10-23)	Minnesota (1-5, .200) @ Portland (9-18, .500)	7/14/00
-------	--------------	---	---------

### FEWEST REBOUNDS

Game:	43	Minnesota (21) @ New York (22)	7/11/99
-------	----	--------------------------------	---------

### FEWEST OFFENSIVE REBOUNDS

Game:	5	New York (2) @ Minnesota (3)	7/6/01
-------	---	------------------------------	--------

### FEWEST DEFENSIVE REBOUNDS

Game:	27	Minnesota (19) @ Miami (8)	5/28/02
-------	----	----------------------------	---------

### FEWEST ASSISTS

Game:	15	Minnesota (8) @ Miami (7)	6/10/00
-------	----	---------------------------	---------

### FEWEST BLOCKED SHOTS

Game:	0	Cleveland (0) @ Minnesota (0)	5/31/00;
		Washington (0) @ Minnesota (0)	8/30/11

### FEWEST STEALS

Game:	2	Minnesota (0) @ Charlotte (2)	7/21/99
-------	---	-------------------------------	---------

### FEWEST PERSONAL FOULS

Game:	21	Connecticut (10) @ Minnesota (11)	7/9/11
-------	----	-----------------------------------	--------

### FEWEST TURNOVERS

Game:	13	Seattle (7) @ Minnesota (6)	8/7/07
-------	----	-----------------------------	--------





# 2012 MINNESOTA LYNX MEDIA GUIDE

2011 WNBA CHAMPIONS



## TARGET CENTER RECORDS

### INDIVIDUAL RECORDS

#### MOST POINTS

Game:	36	Seimone Augustus, Minnesota vs. Phoenix	7/24/10 (20T)
	34	Most recently: Katie Smith, Minnesota vs. Connecticut	7/10/03
Half:	29	Katie Smith, Minnesota vs. Los Angeles (2nd)	6/3/00
Quarter:	16	Seimone Augustus, Minnesota vs. Washington (3rd)	7/20/07;
		Svetlana Abrosimova, Minnesota vs. Seattle (3rd)	8/7/07
Overtime:	11	Diana Taurasi, Phoenix	7/24/10

#### MOST FIELD GOALS MADE

Game:	14	Seimone Augustus, Minnesota vs. Phoenix	7/24/10 (20T)
	13	Most recently: Cappie Pondexter, Phoenix	5/31/08

#### MOST FIELD GOALS ATTEMPTED

Game:	29	Renee Montgomery, Connecticut	8/3/10 (OT)
	28	Seimone Augustus, Minnesota vs. New York	6/24/06

#### HIGHEST FIELD-GOAL PERCENTAGE

Game:	1.000	(8-8) Svetlana Abrosimova, Minnesota vs. Detroit	7/13/05
-------	-------	--	---------

#### MOST THREE-POINT FIELD GOALS MADE

Game:	6	Most recently: Leilani Mitchell, New York	9/2/11
-------	---	---	--------

#### MOST THREE-POINT FIELD GOALS ATTEMPTED

Game:	15	Shanna Crossley, San Antonio	8/19/07
-------	----	------------------------------	---------

#### MOST FREE THROWS MADE

Game:	14	Diana Taurasi, Phoenix	7/24/10 (20T);
		Seimone Augustus, Minnesota vs. San Antonio	7/9/06

#### MOST FREE THROWS ATTEMPTED

Game:	18	Svetlana Abrosimova, Minnesota vs. Utah	5/25/02 (OT)
	17	Candice Wiggins, Minnesota vs. Houston	6/21/08

#### HIGHEST FREE-THROW PERCENTAGE

Game:	1.000	(14-14) Diana Taurasi, Phoenix	7/24/10 (20T)
	1.000	(13-13) Tina Thompson, Houston	6/17/03

#### MOST REBOUNDS

Game:	23	Michelle Snow, Houston	8/4/06 (OT)
	20	Érika de Souza, Atlanta	7/14/10

#### MOST OFFENSIVE REBOUNDS

Game:	9	Michelle Snow, Houston	8/4/06 (OT);
		Tina Charles, Connecticut	8/3/10 (OT)
	8	Most recently: Rebekkah Brunson, Minnesota vs. New York	8/8/10

#### MOST DEFENSIVE REBOUNDS

Game:	15	Michelle Snow, Houston	6/30/04 (OT)
	14	Most recently: Érika de Souza, Atlanta	7/14/10

#### MOST ASSISTS

Game:	14	Noelle Quinn, Minnesota vs. San Antonio	8/19/07
-------	----	---	---------

#### MOST BLOCKED SHOTS

Game:	7	Margo Dydek, San Antonio	7/16/03
-------	---	--------------------------	---------

#### MOST STEALS

Game:	7	Most recently: Nicky Anosike, Minnesota vs. Connecticut	8/3/10 (OT)
-------	---	---	-------------

#### MOST TURNOVERS

Game:	9	Betty Lennox, Minnesota vs. Utah	5/25/02 (OT);
		DeLisha Milton-Jones, Los Angeles	6/10/09

#### MOST MINUTES PLAYED

Game (Reg.):	40	Most recently: Shannon Johnson, Seattle	9/5/09
Game (OT):	49	Sonja Tate, Minnesota vs. Los Angeles	7/1/99 (20T)

### TEAM HIGHS

#### MOST POINTS

Game:	127	Phoenix	7/24/10 (20T)
	114	Minnesota vs. Los Angeles	5/31/06
Half:	64	Minnesota vs. Sacramento (1st)	8/28/09;
		Phoenix (2nd)	7/13/11
Quarter:	39	Phoenix (4th)	7/13/11
Overtime:	17	Phoenix (2nd)	7/24/10

#### MOST FIELD GOALS MADE

Game:	47	Phoenix	7/24/10 (20T)
	42	Minnesota vs. Phoenix	7/13/11

#### MOST FIELD GOALS ATTEMPTED

Game:	96	Connecticut	8/3/10 (OT)
	86	Tulsa	5/23/10;
		Minnesota vs. Phoenix	7/13/11

#### HIGHEST FIELD-GOAL PERCENTAGE

Game:	.565	(35-62) Seattle	6/12/09
-------	------	-----------------	---------

#### MOST THREE-POINT FIELD GOALS MADE

Game:	16	Minnesota vs. Sacramento	8/28/09
-------	----	--------------------------	---------

#### MOST THREE-POINT FIELD GOALS ATTEMPTED

Game:	33	San Antonio	8/9/09
-------	----	-------------	--------

#### MOST FREE THROWS MADE

Game:	42	Washington	7/20/07 (OT)
	33	Minnesota vs. Phoenix	5/31/08

#### MOST FREE THROWS ATTEMPTED

Game:	55	Washington	7/20/07 (OT)
	40	Minnesota vs. Phoenix	5/31/08;
		Minnesota vs. Phoenix	8/1/09

#### HIGHEST FREE-THROW PERCENTAGE

Game:	1.000	(20-20) Los Angeles	5/28/03;
		(20-20) Minnesota vs. Phoenix	8/4/03

#### MOST REBOUNDS

Game:	51	Connecticut	8/3/10 (OT)
	49	Phoenix	9/12/08

#### MOST OFFENSIVE REBOUNDS

Game:	24	Connecticut	8/3/10 (OT)
	20	Most recently: Minnesota vs. Los Angeles	8/20/11

#### MOST DEFENSIVE REBOUNDS

Game:	37	Most recently: Los Angeles	7/27/10
-------	----	----------------------------	---------

#### MOST ASSISTS

Game:	30	Minnesota vs. San Antonio	8/19/07;
		Phoenix	7/13/11

#### MOST BLOCKED SHOTS

Game:	14	Indiana	6/6/10
-------	----	---------	--------

#### MOST STEALS

Game:	21	Washington	7/20/07 (OT)
	18	Phoenix	6/27/03

#### MOST PERSONAL FOULS

Game:	36	Washington	7/7/09 (OT);
		Phoenix	8/1/09



# 2012 MINNESOTA LYNX MEDIA GUIDE

2011 WNBA CHAMPIONS



## TARGET CENTER RECORDS

### MOST TURNOVERS

Game:	32	Minnesota vs. Washington	7/20/07 (OT)
	28	Most recently: Phoenix	8/1/09

### TEAM LOWS

#### FEWEST POINTS

Game:	44	Miami	7/28/00
Half:	11	Minnesota vs. Houston (1st)	6/30/01
Quarter:	5	Seattle (1st)	9/5/09
Overtime:	0	Houston	6/30/04;
		Minnesota vs. Los Angeles	7/27/08

#### FEWEST FIELD GOALS MADE

Game:	11	Minnesota vs. Houston	7/23/01
-------	----	-----------------------	---------

#### FEWEST FIELD GOALS ATTEMPTED

Game:	40	Minnesota vs. Portland	7/10/02
-------	----	------------------------	---------

#### LOWEST FIELD-GOAL PERCENTAGE

Game:	.200	(11-55) Minnesota vs. Houston	7/23/01
-------	------	-------------------------------	---------

#### FEWEST THREE-POINT FIELD GOALS MADE

Game:	0	Most recently: Minnesota vs. Indiana	6/6/10
-------	---	--------------------------------------	--------

#### FEWEST THREE-POINT FIELD GOALS ATTEMPTED

Game:	3	Houston	7/8/07
-------	---	---------	--------

#### LOWEST THREE-POINT FIELD-GOAL PERCENTAGE

Game:	.000	(0-13) Minnesota vs. New York	7/24/05
-------	------	-------------------------------	---------

#### FEWEST FREE THROWS MADE

Game:	2	Sacramento	5/24/03;
		Minnesota vs. Houston	6/11/06

#### FEWEST FREE THROWS ATTEMPTED

Game:	3	Minnesota vs. Houston	6/11/06
-------	---	-----------------------	---------

#### LOWEST FREE-THROW PERCENTAGE

Game:	.286	(2-7) Sacramento	5/24/03
-------	------	------------------	---------

#### FEWEST REBOUNDS

Game:	18	Phoenix	6/27/03
-------	----	---------	---------

#### FEWEST OFFENSIVE REBOUNDS

Game:	2	Minnesota vs. Los Angeles	8/6/99;
		New York	7/6/01

#### FEWEST DEFENSIVE REBOUNDS

Game:	10	Phoenix	8/4/03
-------	----	---------	--------

#### FEWEST ASSISTS

Game:	5	Washington	7/20/07 (OT)
-------	---	------------	--------------

#### FEWEST BLOCKED SHOTS

Game:	0	Most recently: Minnesota vs. Washington	8/30/11;
		Washington	8/30/11

#### FEWEST STEALS

Game:	2	Most recently: Connecticut	8/3/10 (OT)
-------	---	----------------------------	-------------

#### FEWEST PERSONAL FOULS

Game:	9	Most recently: Houston	6/11/06
-------	---	------------------------	---------

#### FEWEST TURNOVERS

Game:	6	Minnesota vs. Seattle	8/7/07;
		Connecticut	8/7/09

## MISCELLANEOUS RECORDS

### SINGLE GAME

<b>Longest game (regulation):</b>	2:14	@ Phoenix, 9/3/08
<b>Longest game (overtime):</b>	2:43	vs. Washington, 7/7/09 (OT)
<b>Shortest game:</b>	1:39	vs. Sacramento, 8/4/00;
		vs. Houston, 6/11/06

#### Most points scored by Minnesota in a loss:

124 vs. Phoenix (127), 7/24/10 (2OT)

#### Fewest points scored by Minnesota in a victory:

48 @ Washington (45), 8/21/99

#### Most consecutive points scored, team:

22 @ Seattle, 1st quarter, 6/9/11

#### Most consecutive points scored to open game, team:

22 @ Seattle, 6/9/11

#### Most consecutive points allowed, team:

21 @ Charlotte, 1st half, 9/11/04

#### Most consecutive points allowed to open game, team:

21 @ Charlotte, 9/11/04

#### Most players scoring in double figures:

6 Most recently: @ Phoenix, 9/11/11

(Augustus 15, Moore 15, Wright 15, Brunson 14, Adair 10, McWilliams-Franklin 10)

#### Most players scoring 20 or more points:

3 vs. Connecticut, 8/3/10 (OT)

(Whalen 27, Augustus 21, Wright 21)

#### Most points off the bench:

57 @ Houston, 7/17/08

(Wiggins 27, Hayden-Johnson 14, Rasmussen 10, Houston 4, Harding 2)

#### Quickest disqualification on personal fouls:

8:21 Vanessa Hayden, vs. Los Angeles, 5/31/06

#### Earliest disqualification on personal fouls:

9:36, 4th quarter Nicky Anosike, @ San Antonio, 7/19/08

#### Most technical fouls, team:

3 @ Phoenix, 7/22/09

Candice Wiggins, Jennifer Gillom, Delay of Game. (Referees: Clarke Stevens, Penny Davis, Shelley Nakasone)

#### Most technical fouls, both teams:

5 @ Los Angeles, 7/15/00

MIN: Keitha Dickerson; LA: DeLisha Milton 2, Lisa Leslie, Michael Cooper. (Referees: Sally Bell, Jeneane Pence, Roy Gulbeyan)

### SEASON - INDIVIDUAL

#### Most games with 20 or more points:

23 Seimone Augustus, 2007

#### Most games with 10 or more points:

34 Seimone Augustus, 2007

#### Most games with 10 or more rebounds:

16 Rebekkah Brunson, 2010

#### Most games with 10 or more assists:

4 Lindsay Whalen, 2010

#### Most consecutive games with 20 or more points:

6 Katie Smith (6/16/01 thru 6/28/01);

Katie Smith (7/1/03 thru 7/17/03)

#### Most consecutive games with 10 or more points:

88 Seimone Augustus (6/18/06 thru 9/7/08)

#### Most times led or shared scoring lead:

29 Seimone Augustus, 2007

#### Most times led or shared rebounding lead:

23 Rebekkah Brunson, 2010

#### Most times led or shared assist lead:

29 Lindsay Whalen, 2011

### SEASON - TEAM

#### Most 80-point games:

20 2008

#### Most consecutive 80-point games:

6 9/9/08 thru 6/10/09

#### Most games under 60 points:

16 1999

#### Most consecutive games under 60 points:

4 7/11/00 thru 7/20/00; 6/30/01 thru 7/6/01

#### Most 80-point games allowed:

22 2009

#### Most consecutive 80-point games allowed:

6 7/10/07 thru 7/25/07

#### Most games holding the opponent under 60 points:

11 1999

#### Most consecutive games holding the opponent under 60:

4 6/25/01 thru 7/1/01

#### Most games to shoot .500+:

11 2011

#### Most consecutive games to shoot .500+:

4 9/14/08 thru 6/10/09

#### Most games to shoot under .400:

22 2001

#### Most consecutive games to shoot under .400:

6 6/30/01 thru 7/10/01

#### Most games for the opponent to shoot .500+:

12 2009

#### Most consecutive games for the opponent to shoot .500+:

4 6/4/10 thru 6/13/10

#### Most games for the opponent to shoot under .400:

20 2001

#### Most consecutive games for the opponent to shoot under .400:

5 6/11/02 thru 6/21/02





# 2012 MINNESOTA LYNX MEDIA GUIDE

2011 WNBA CHAMPIONS



## MISCELLANEOUS RECORDS

### LYNX HONOR ROLL

#### WNBA CHAMPIONS

2011 Minnesota Lynx

#### WNBA FINALS MOST VALUABLE PLAYER

2011 Seimone Augustus

#### COACH OF THE YEAR

2011 Cheryl Reeve  
2004 Suzie McConnell Serio

#### ROOKIE OF THE YEAR

2011 Maya Moore  
2006 Seimone Augustus  
2000 Betty Lennox

#### KIM PERROT SPORTSMANSHIP AWARD

2004 Teresa Edwards

#### SIXTH WOMAN OF THE YEAR

2008 Candice Wiggins

#### ALL-WNBA TEAM

2011 Lindsay Whalen (1st)  
Seimone Augustus (2nd)  
2007 Seimone Augustus (2nd)  
2006 Seimone Augustus (2nd)  
2003 Katie Smith (1st)  
2002 Katie Smith (2nd)  
2001 Katie Smith (1st)  
2000 Betty Lennox (2nd)  
Katie Smith (2nd)

#### ALL-DEFENSIVE TEAM

2011 Rebekkah Brunson (1st)  
2010 Rebekkah Brunson (2nd)  
2009 Nicky Anosike (1st)

#### ALL-ROOKIE TEAM

2011 Maya Moore  
2010 Monica Wright  
2009 Renee Montgomery  
2008 Nicky Anosike  
Candice Wiggins  
2007 Lindsey Harding  
2006 Seimone Augustus

#### ALL-STAR GAME

2011 Seimone Augustus  
Rebekkah Brunson\*  
Maya Moore\*  
Lindsay Whalen  
2010 Rebekkah Brunson  
Lindsay Whalen  
2009 Nicky Anosike  
Charde Houston  
2007 Seimone Augustus  
2006 Seimone Augustus  
2005 Katie Smith  
2003 Katie Smith  
2002 Katie Smith  
2001 Katie Smith  
2000 Betty Lennox  
Katie Smith\*  
1999 Tonya Edwards

(\*denotes starter)

#### PLAYER OF THE MONTH

2011 Lindsay Whalen (August)  
Seimone Augustus (July)  
Rebekkah Brunson (June)

#### ROOKIE OF THE MONTH

2011 Maya Moore (August)  
Maya Moore (July)  
2008 Candice Wiggins (June)

#### PLAYER OF THE WEEK

2011 Seimone Augustus (Aug. 29)  
Seimone Augustus (Aug. 8)  
Seimone Augustus (July 25)  
Rebekkah Brunson (July 18)  
Rebekkah Brunson (June 13)  
2010 Lindsay Whalen (Aug. 9)  
Seimone Augustus (June 21)  
2009 Candice Wiggins (June 29)  
Seimone Augustus (June 15)  
2008 Seimone Augustus (June 2)  
2006 Seimone Augustus (June 5)  
2001 Katie Smith (June 3)  
2000 Katie Smith (June 16)

### LYNX AMONG LEAGUE LEADERS

#### 1999

Brandy Reed 7th scoring (16.1)  
Katie Smith 9th 3FG pct. (.382)  
Tonya Edwards 11th scoring (14.8)

#### 2000

Katie Smith 1st minutes (37.3), 2nd scoring (20.2), 9th FT pct. (.869)  
Betty Lennox 5th 3FG pct. (.396), 10th scoring (16.9)

#### 2001

Katie Smith 1st scoring (23.1), 1st minutes (38.6), 6th FT pct. (.895)  
Svetlana Abrosimova 15th scoring (13.2)

#### 2002

Katie Smith 1st minutes (36.7), 8th scoring (16.5)  
Tamika Williams 2nd FG pct. (.561), 7th rebounding (7.4)  
Tamara Moore 5th FT pct. (.857)

#### 2003

Tamika Williams 1st FG pct. (.668)  
Katie Smith 5th scoring (18.2), 6th minutes (34.9), 7th FT pct. (.881)  
Teresa Edwards 7th assists (4.4)

#### 2004

Katie Smith 1st FT pct. (.899), 3rd minutes (34.8), 5th 3FG pct. (.432)  
Tamika Williams 1st FG pct. (.540)  
Nicole Ohlde 7th blocks (1.32)

#### 2005

Vanessa Hayden 2nd blocks (2.19)  
Chandi Jones 7th 3FG pct. (.420)  
Stacey Lovelace 10th 3FG pct. (.413)

#### 2006

Seimone Augustus 2nd scoring (21.9), 5th FT pct. (.897), 6th minutes (33.1)  
Vanessa Hayden 6th blocks (1.33)  
Amber Jacobs 8th 3FG pct. (.392)

#### 2007

Svetlana Abrosimova 2nd 3FG pct. (.446)  
Seimone Augustus 2nd scoring (22.6), 4th FG pct. (.508), 5th 3FG pct. (.419),  
7th FT pct. (.873)  
Noelle Quinn 7th assists (4.4)

#### 2008

Nicky Anosike 2nd steals (2.21), 9th rebounding (6.8), 10th blocks (1.26)  
Seimone Augustus 3rd scoring (19.1), 6th minutes (33.6), 7th FT pct. (.890)  
Candice Wiggins 7th steals (1.80), 15th scoring (15.7)  
Charde Houston 9th FG pct. (.492)

#### 2009

Nicky Anosike 2nd steals (2.70), 7th rebounding (7.4), 10th FG pct. (.491)  
Candice Wiggins 8th FT pct. (.893)  
Roneeka Hodges 9th 3FG pct. (.398)

#### 2010

Nicky Anosike 2nd steals (2.00), 9th blocks (1.03), 10th rebounding (6.8)  
Rebekkah Brunson 2nd rebounding (10.3), 10th blocks (0.97)  
Lindsay Whalen 3rd assists (5.6), 3rd minutes (33.6), 5th FT pct. (.899)  
Seimone Augustus 5th minutes (33.3), 8th scoring (16.9)

#### 2011

Lindsay Whalen 1st assists (5.9), 8th FG pct. (.511)  
Rebekkah Brunson 3rd rebounding (8.9), 9th FG pct. (.511)  
Seimone Augustus 8th scoring (16.2), 9th 3FG pct. (.417), 10th FT pct. (.865)



# 2012 MINNESOTA LYNX MEDIA GUIDE

2011 WNBA CHAMPIONS



## MISCELLANEOUS RECORDS

### LYNX YEAR-BY-YEAR FINISH

Year	Head Coach	Record	West	GB	Home	Road	Attn.
1999	Brian Agler	15-17	4th (6)	11	8-8	7-9	10,494
2000	Brian Agler	15-17	6th (8)	13	8-8	7-9	7,290
2001	Brian Agler	12-20	6th (8)	16	6-10	6-10	7,538
2002	Agler/VanDerveer	10-22	8th (8)	15	7-9	3-13	7,819
2003	Suzie McConnell Serio	18-16	4th (7)	6	11-6	7-10	7,074
2004	Suzie McConnell Serio	18-16	3rd (7)	7	11-6	7-10	7,418
2005	Suzie McConnell Serio	14-20	6th (7)	11	11-6	3-14	6,673
2006	McConnell Serio/Jenkins	10-24	7th (7)	15	8-9	2-15	6,442
2007	Don Zierden	10-24	6th (7)	13	7-10	3-14	6,971
2008	Don Zierden	16-18	6th (7)	8	9-8	7-10	7,057
2009	Jennifer Gillom	14-20	5th (6)	9	9-8	5-12	7,537
2010	Cheryl Reeve	13-21	5th (6)	15	7-10	6-11	7,622
2011	Cheryl Reeve	27-7	1st (6)	-	14-3	13-4	8,447
<b>Totals</b>		<b>192-242</b>			<b>116-101</b>	<b>76-141</b>	

### RECORDS AT ALL-STAR BREAK & AT THE HALFWAY POINT

Year	All-Star Game	Record Before	Record After	First Half	Second Half	Overall Record
1999	July 14	7-6	8-11	10-6	5-11	15-17
2000	July 17	10-11	5-6	10-6	5-11	15-17
2001	July 16	6-12	6-8	6-10	6-10	12-20
2002	July 15	6-13	4-9	6-10	4-12	10-22
2003	July 12	9-8	9-8	9-8	9-8	18-16
2004	Aug. 5	15-11	3-5	8-9	10-7	18-16
2005	July 9	8-8	6-12	9-8	5-12	14-20
2006	July 12	7-12	3-12	6-11	4-13	10-24
2007	July 15	5-16	5-8	5-12	5-12	10-24
2008	-	-	-	9-8	7-10	16-18
2009	July 25	10-7	4-13	10-7	4-13	14-20
2010	July 10	6-11	7-10	6-11	7-10	13-21
2011	July 23	10-4	17-3	13-4	14-3	27-7

### ALL-TIME LYNX RECORD BY MONTH

Year	May	June	July	August	September	Overall
1999		4-3	7-7	4-7	--	15-17
2000	1-0	8-5	4-9	2-3	--	15-17
2001	1-0	4-6	2-11	5-3	--	12-20
2002	1-1	4-7	2-11	3-3	--	10-22
2003	2-1	5-5	6-5	5-5	--	18-16
2004	2-3	4-5	8-3	1-0	3-5	18-16
2005	1-2	7-5	3-6	3-7	--	14-20
2006	1-3	4-7	4-8	1-6	--	10-24
2007	0-5	5-5	2-10	3-4	--	10-24
2008	4-0	4-7	5-6	1-0	2-5	16-18
2009	--	7-3	3-6	2-8	2-3	14-20
2010	1-5	4-5	2-6	6-5	--	13-21
2011	--	6-3	7-1	11-2	3-1	27-7
<b>Totals</b>	<b>14-20</b>	<b>66-66</b>	<b>55-89</b>	<b>47-53</b>	<b>10-14</b>	<b>192-242</b>

### ALL-TIME LYNX RECORD BY CONFERENCE

Year	Western Conference			Eastern Conference		
	Home	Road	Total	Home	Road	Total
1999	5-5	3-7	8-12	3-3	4-2	7-5
2000	3-7	2-9	5-16	5-1	5-0	10-1
2001	5-6	4-6	9-12	1-4	2-4	3-8
2002	5-5	1-10	6-15	2-4	2-3	4-7
2003	9-3	5-7	14-10	2-3	2-3	4-6
2004	8-3	4-7	12-10	3-3	3-3	6-6
2005	7-4	2-9	9-13	4-2	1-5	5-7
2006	5-5	1-9	6-14	3-4	1-6	4-10
2007	5-6	3-8	8-14	2-4	0-6	2-10
2008	5-5	3-7	8-12	4-3	4-3	8-6
2009	4-6	3-7	7-13	5-2	2-5	7-7
2010	5-6	3-8	8-14	2-4	3-3	5-7
2011	10-1	8-3	18-4	4-2	5-1	9-3
<b>Totals</b>	<b>76-62</b>	<b>42-97</b>	<b>118-159</b>	<b>40-39</b>	<b>34-44</b>	<b>74-83</b>

### GAMES WITH LARGEST MARGINS

#### BIGGEST WINS

Margin	Opponent	Score	Date	Site
43	Los Angeles	114-71	5/31/06	Target Center
30	Tulsa	101-71	6/30/11	BOK Center
29	Phoenix	109-80	6/27/09	Target Center
28	Tulsa	82-54	8/14/11	Target Center
27	San Antonio	81-54	7/25/03	Target Center

#### BIGGEST ROAD WINS

Margin	Opponent	Score	Date	Site
30	Tulsa	101-71	6/30/11	BOK Center
26	Washington	96-70	9/14/08	Verizon Center
22	Indiana	96-74	6/7/09	Conseco Fieldhouse
18	Los Angeles	88-70	7/3/08	Staples Center
18	New York	86-68	9/4/11	Prudential Center

#### BIGGEST LOSSES

Margin	Opponent	Score	Date	Site
39	Sacramento	52-91	7/3/01	Target Center
38	Indiana	51-89	6/6/10	Target Center
33	Phoenix	46-79	7/29/99	America West Arena
31	Utah	56-87	7/5/02	Delta Center
31	Phoenix	68-99	8/8/06	US Airways Center

#### BIGGEST HOME LOSSES

Margin	Opponent	Score	Date	Site
39	Sacramento	52-91	7/3/01	Target Center
38	Indiana	51-89	6/6/10	Target Center
27	Sacramento	59-86	7/22/06	Target Center
24	Phoenix	79-103	7/25/07	Target Center
19	Phoenix	55-74	6/20/00	Target Center
19	Connecticut	53-72	7/17/05	Target Center

### TOP SCORING GAMES OFF THE BENCH

Lynx Pts	Player	Opponent	Date
32	Monica Wright	Phoenix	6/1/10
27	Candice Wiggins	@ Houston	7/17/08
26	Candice Wiggins	@ New York	6/14/08
26	Charde Houston	@ Phoenix	7/29/10
24	Candice Wiggins	Houston	6/21/08
24	Candice Wiggins	@ San Antonio	7/19/08
24	Charde Houston	Los Angeles	8/12/10

#### Opponents

Pts	Player	Team	Date
33	Renee Montgomery	Connecticut	8/3/10 (OT)
26	Bridget Pettis	Phoenix	6/2/01
25	Tina Thompson	@ Houston	7/17/08
24	Penny Taylor	@ Phoenix	8/8/06
24	DeWanna Bonner	Phoenix	7/13/11
23	LaToya Thomas	@ Los Angeles	8/12/07





# 2012 MINNESOTA LYNX MEDIA GUIDE

2011 WNBA CHAMPIONS



## MISCELLANEOUS RECORDS

### ALL-TIME RECORD STREAKS

#### LONGEST WINNING STREAKS

9	7/15/11-8/7/11
7	8/16/07-6/3/08
6	7/9/04-7/22/04
6	8/18/11-8/30/11
5	6/5/00-6/17/00
5	6/5/11-6/19/11

#### LONGEST HOME WINNING STREAKS

9	7/16/11-8/30/11
7	7/8/03-8/4/03
6	6/30/04-7/28/04
6	6/4/05-7/13/05
6	8/7/07-6/8/08

#### LONGEST ROAD WINNING STREAKS

5	6/30/11-8/7/11
5	8/18/11-9/11/11 (current)
3	6/8/00-6/17/00
3	8/9/03-8/20/03
3	7/15/04-7/22/04
3	5/27/08-6/3/08
3	9/14/08-6/16/09

#### LONGEST LOSING STREAKS

10	8/8/06-6/3/07
10	7/1/07-7/25/07
8	7/5/00-7/21/00
7	7/3/02-7/19/02
7	8/18/05-5/27/06

#### LONGEST HOME LOSING STREAKS

5	7/3/07-7/25/07
4	7/3/02-7/19/02
4	7/22/06-8/4/06
4	5/20/07-6/1/07
4	7/10/09-8/1/09

#### LONGEST ROAD LOSING STREAKS

12	6/4/02-7/31/02
10	7/26/05-6/4/06
9	7/28/06-6/3/07
9	7/31/09-9/13/09

### ALL-TIME COMEBACKS

Lead	Score/Time	vs./@ Opponent	Final Score	Date
20	35-55 6:42, 2nd Half	vs. Phoenix	61-59	7/9/04
17	41-58 3:58, 3rd Quarter	vs. San Antonio	85-80	7/9/06
16	16-32 4:43, 1st Half	@ Orlando	71-66	7/7/99
16	33-49 10:00, 3rd Quarter	@ Chicago	87-82 (OT)	8/7/10
16	30-46 0:41, 2nd Quarter	@ Indiana	83-79 (OT)	8/22/10

### LEADS THAT GOT AWAY

Lead	Score/Time	vs./@ Opponent	Final Score	Date
19	40-21 2:27, 1st Half	vs. Los Angeles	77-81 (2OT)	7/1/99
17	66-49 8:28, 4th Quarter	vs. Washington	87-91 (OT)	7/20/07
17	28-11 1:29, 1st Quarter	@ New York	67-80	8/23/09
17	45-28 5:45, 2nd Quarter	vs. Phoenix	124-127 (2OT)	7/24/10
17	27-10 8:48, 2nd Quarter	vs. Los Angeles	77-78	8/12/10

### YEARLY STATISTICAL RANKINGS

Year	Pts		FG%		FT%	3Pt%	Reb	Ast	Stl	TO	Blk
	Off	Def	Off	Def							
1999	11	3	12	9	8	5	12	4	11	1	12
2000	9	9	13	8	5	2	15	9	14	8	16
2001	9	9	16	2	4	11	9	13	15	14	6
2002	16	5	12	6	16	7	6	12	13	15	10
2003	5	9	2	11	11	5	2	2	8	13	12
2004	12	2	12	2	12	10	6	7	9	13	3
2005	10	7	10	6	8	3	8	4	6	12	6
2006	8	13	7	12	11	4	9	13	14	6	8
2007	5	12	9	13	5	12	5	4	12	6	13
2008	2	12	2	11	5	11	10	6	3	1	8
2009	3	12	10	13	8	6	9	12	4	4	6
2010	6	9	12	9	9	11	4	11	3	1	9
2011	3	2	2	1	10	4	1	3	9	2	6

### LYNX ATTENDANCE

Year	Total Home Attendance	Avg. Home Attendance	WNBA Rank	Avg. Road Attendance	Avg. WNBA Attendance
1999	167,901	10,494	5th (12)	9,313	10,207
2000	116,638	7,290	12th (16)	8,659	9,040
2001	120,607	7,538	11th (16)	8,899	9,075
2002	125,110	7,819	11th (16)	9,022	9,228
2003	120,253	7,074	12th (14)	8,532	8,826
2004	126,108	7,418	11th (13)	8,925	8,593
2005	113,447	6,673	12th (13)	7,462	8,171
2006	109,522	6,442	12th (14)	7,340	7,443
2007	118,513	6,971	12th (13)	7,754	7,742
2008	119,972	7,057	12th (14)	7,584	7,943
2009	128,127	7,537	9th (13)	8,199	8,024
2010	129,582	7,622	8th (12)	7,069	7,822
2011	143,607	8,447	5th (12)	8,464	7,888
<b>Totals</b>	<b>1,639,387</b>	<b>7,555</b>	<b>-</b>	<b>8,242</b>	<b>8,468</b>

### LYNX ALL-TIME LARGEST CROWDS

Home	vs.	Date	Road	at	Date
16,227	vs. Connecticut	July 14, 2004	19,839	at Washington	Aug. 21, 1999
15,258	vs. Atlanta*	Oct. 2, 2011	17,317	at Sacramento	June 1, 2002
15,124	vs. Atlanta*	Oct. 5, 2011	17,317	at Sacramento	May 22, 2004
14,793	vs. Chicago	July 19, 2006	15,770	at New York	July 13, 2001
14,171	vs. Orlando	Aug. 20, 1999	14,416	at Washington	July 29, 2000

\*Playoff game

### ALL-TIME HOME OPENER RESULTS (8-5)

Date	Score	Site	Attendance
6/12/99	Minnesota 68, Detroit 51	Target Center	12,122
5/31/00	Minnesota 73, Cleveland 62	Target Center	6,948
6/2/01	Phoenix 89, Minnesota 80	Target Center	10,040
5/25/02	Utah 79, Minnesota 75 (OT)	Target Center	11,481
5/24/03	Minnesota 72, Sacramento 71	Target Center	10,967
5/28/04	Minnesota 73, Washington 62	Target Center	6,361
5/25/05	Minnesota 68, Los Angeles 65	Target Center	5,665
5/23/06	Connecticut 81, Minnesota 69	Target Center	9,471
5/20/07	Sacramento 74, Minnesota 64	Target Center	9,831
5/18/08	Minnesota 84, Detroit 70	Target Center	9,972
6/6/09	Minnesota 102, Chicago 85	Target Center	8,708
5/16/10	Washington 87, Minnesota 76	Target Center	9,985
6/5/11	Minnesota 86, Los Angeles 69	Target Center	10,123

### ALL-TIME OPENING GAME RESULTS (7-6)

Date	Score	Site	Attendance
6/12/99	Minnesota 68, Detroit 51	Target Center	12,122
5/31/00	Minnesota 73, Cleveland 62	Target Center	6,948
5/31/01	Minnesota 82, Portland 65	Rose Garden	10,315
5/25/02	Utah 79, Minnesota 75 (OT)	Target Center	11,481
5/24/03	Minnesota 72, Sacramento 71	Target Center	10,967
5/20/04	Seattle 88, Minnesota 85	KeyArena	6,624
5/22/05	Houston 79, Minnesota 65	Toyota Center	8,250
5/23/06	Connecticut 81, Minnesota 69	Target Center	9,471
5/19/07	Indiana 83, Minnesota 64	Conseco Fieldhouse	9,210
5/18/08	Minnesota 84, Detroit 70	Target Center	9,972
6/6/09	Minnesota 102, Chicago 85	Target Center	8,708
5/15/10	Minnesota 80, Tulsa 74	BOK Center	7,806
6/3/11	Los Angeles 82, Minnesota 74	Staples Center	13,589



# 2012 MINNESOTA LYNX MEDIA GUIDE

2011 WNBA CHAMPIONS



## MISCELLANEOUS RECORDS

### LYNX ALL-TIME OVERTIME RECORD

Year	Games	Home		Road		Total
		W-L	W-L	W-L	W-L	
1999	2	0-2	0-0	0-0	0-2	
2000	1	0-0	1-0	1-0	1-0	
2001	3	1-0	0-2	1-2	1-2	
2002	3	1-1	0-1	1-2	1-2	
2003	2	1-1	0-0	1-1	1-1	
2004	2	2-0	0-0	2-0	2-0	
2005	2	0-0	1-1	1-1	1-1	
2006	1	0-1	0-0	0-1	0-1	
2007	3	1-1	0-1	1-2	1-2	
2008	4	0-1	2-1	2-2	2-2	
2009	2	1-0	0-1	1-1	1-1	
2010	4	1-1	2-0	3-1	3-1	
<b>Totals</b>	<b>29</b>	<b>8-8</b>	<b>6-7</b>	<b>14-15</b>		

### OVERTIME SUMMARY

Team	Date	Site	W/L	Min-Opp
Chicago	8/7/10	Allstate Arena	W	87-82
Cleveland	6/24/00	Gund Arena	W	60-57
Connecticut	6/13/07	Target Center	W	77-73
	8/3/10	Target Center	W	111-103
Detroit	7/1/02	Target Center	W	85-80
	8/23/03	Target Center	L	77-86
	8/11/05	The Palace	L	66-72
	6/20/08	The Palace	L	93-98
Houston	6/1/03	Target Center	W	68-64
	6/30/04	Target Center	W	58-50
	8/4/06	Target Center	L	73-77
	5/27/08	Reliant Arena	W	98-92
Indiana	7/24/08	Conseco Fieldhouse	W	84-80
	8/22/10	Conseco Fieldhouse	W	83-79
Los Angeles	7/1/99	Target Center	L	77-81 (2OT)
	7/8/01	Staples Center	L	95-100
	7/27/08	Target Center	L	84-92
Orlando	8/20/99	Target Center	L	80-83
Phoenix	7/24/10	Target Center	L	124-127 (2OT)
Sacramento	8/5/01	Target Center	W	79-76
	7/11/04	Target Center	W	83-73
San Antonio	9/1/09	AT&T Center	L	82-84 (2OT)
Seattle	6/4/02	KeyArena	L	68-78
	6/15/05	KeyArena	W	86-81
Utah	7/28/01	Delta Center	L	60-68
	5/25/02	Target Center	L	75-79
Washington	7/10/07	Verizon Center	L	83-91
	7/20/07	Target Center	L	87-91
	7/7/09	Target Center	W	96-94

## YEAR-BY-YEAR LEADERS

### TOTAL POINTS

2011	Seimone Augustus	551
2010	Seimone Augustus	422
2009	Candice Wiggins	446
2008	Seimone Augustus	591
2007	Seimone Augustus	769
2006	Seimone Augustus	744
2005	Nicole Ohlde	382
2004	Katie Smith	432
2003	Katie Smith	620
2002	Katie Smith	512
2001	Katie Smith	739
2000	Katie Smith	646
1999	Tonya Edwards	475

### SCORING AVERAGE

2011	Seimone Augustus	16.2
2010	Seimone Augustus	16.9
2009	Nicky Anosike	13.2
2008	Seimone Augustus	19.1
2007	Seimone Augustus	22.6
2006	Seimone Augustus	21.9
2005	Nicole Ohlde	11.2
2004	Nicole Ohlde	11.7
2003	Katie Smith	18.2
2002	Katie Smith	16.5
2001	Katie Smith	23.1
2000	Katie Smith	20.2
1999	Brandy Reed	16.1

### FIELD GOALS MADE

2011	Seimone Augustus	231
2010	Seimone Augustus	176
2009	Charde Houston	175
2008	Seimone Augustus	233
2007	Seimone Augustus	296
2006	Seimone Augustus	283
2005	Nicole Ohlde	133
2004	Katie Smith	137
2003	Katie Smith	208
2002	Katie Smith	162
2001	Katie Smith	204
2000	Katie Smith	203
1999	Brandy Reed	168

### FIELD GOALS ATTEMPTED

2011	Seimone Augustus	458
2010	Seimone Augustus	410
2009	Charde Houston	376
2008	Seimone Augustus	496
2007	Seimone Augustus	583
2006	Seimone Augustus	620
2005	Nicole Ohlde	292
2004	Katie Smith	318
2003	Katie Smith	455
2002	Katie Smith	401
2001	Katie Smith	519
2000	Katie Smith	482
1999	Tonya Edwards	462

### FIELD-GOAL PERCENTAGE

2011	Lindsay Whalen	(179-350)	.511
2010	Seimone Augustus	(176-410)	.429
2009	Nicky Anosike	(130-265)	.491
2008	Charde Houston	(116-236)	.492
2007	Seimone Augustus	(296-583)	.508
2006	Seimone Augustus	(283-620)	.456
2005	Nicole Ohlde	(133-292)	.455
2004	Tamika Williams	(102-189)	.540
2003	Tamika Williams	(129-193)	.668
2002	Tamika Williams	(124-221)	.561
2001	Katie Smith	(204-519)	.393
2000	Kristin Folk	(86-191)	.450
1999	Brandy Reed	(168-366)	.459

### FREE THROWS MADE

2011	Lindsay Whalen	.89
2010	Lindsay Whalen	.133
2009	Nicky Anosike	.135
2008	Candice Wiggins	.161
2007	Seimone Augustus	.151
2006	Seimone Augustus	.148
2005	Nicole Ohlde	.116
2004	Nicole Ohlde	.125
2003	Katie Smith	.126
2002	Katie Smith	.126
2001	Katie Smith	.246
2000	Katie Smith	.152
1999	Tonya Edwards	.79

### FREE THROWS ATTEMPTED

2011	Lindsay Whalen	122
2010	Rebekkah Brunson	160
2009	Nicky Anosike	194
2008	Candice Wiggins	197
2007	Seimone Augustus	173
2006	Seimone Augustus	165
2005	Nicole Ohlde	142
2004	Nicole Ohlde	177
2003	Katie Smith	143
2002	Katie Smith	153
2001	Katie Smith	275
2000	Katie Smith	175
1999	Tonya Edwards	.98

### FREE-THROW PERCENTAGE

2011	Seimone Augustus	(64-74)	.865
2010	Lindsay Whalen	(133-148)	.899
2009	Candice Wiggins	(134-150)	.893
2008	Seimone Augustus	(105-118)	.890
2007	Seimone Augustus	(151-173)	.873
2006	Seimone Augustus	(148-165)	.897
2005	Nicole Ohlde	(116-142)	.817
2004	Katie Smith	(98-109)	.899
2003	Katie Smith	(126-143)	.881
2002	Tamara Moore	(44-53)	.830
2001	Katie Smith	(246-275)	.895
2000	Katie Smith	(152-175)	.869
1999	Tonya Edwards	(79-98)	.806





# 2012 MINNESOTA LYNX MEDIA GUIDE

2011 WNBA CHAMPIONS



## YEAR-BY-YEAR LEADERS

### THREE-POINT FG MADE

2011	Maya Moore	58
2010	Charde Houston	46
2009	Roneeka Hodges	68
2008	Anna DeForge	47
2007	Svetlana Abrosimova	45
2006	Amber Jacobs	40
2005	Katie Smith	35
2004	Katie Smith	60
2003	Katie Smith	78
2002	Katie Smith	62
2001	Katie Smith	85
2000	Katie Smith	88
1999	Tonya Edwards	66

### THREE-POINT FG ATTEMPTED

2011	Maya Moore	157
2010	Charde Houston	126
2009	Roneeka Hodges	171
2008	Anna DeForge	129
2007	Kristen Mann	106
2006	Amber Jacobs	102
2005	Katie Smith	104
2004	Katie Smith	139
2003	Katie Smith	200
2002	Katie Smith	188
2001	Katie Smith	240
2000	Katie Smith	232
1999	Tonya Edwards	192

### THREE-POINT FG PERCENTAGE

2011	Seimone Augustus	(25-60)	.417
2010	Charde Houston	(46-126)	.365
2009	Roneeka Hodges	(68-171)	.398
2008	Anna DeForge	(47-129)	.364
2007	Svetlana Abrosimova	(45-101)	.446
2006	Amber Jacobs	(40-102)	.392
2005	Stacey Lovelace	(26-63)	.413
2004	Katie Smith	(60-139)	.432
2003	Katie Smith	(78-200)	.390
2002	Tamara Moore	(26-68)	.382
2001	Betty Lennox	(20-52)	.385
2000	Betty Lennox	(55-139)	.396
1999	Katie Smith	(52-136)	.382

### OFFENSIVE REBOUNDS

2011	Rebekkah Brunson	96
2010	Rebekkah Brunson	120
2009	Nicky Anosike	73
2008	Nicky Anosike	78
2007	Nicole Ohlde	69
2006	Tamika Williams	73
2005	Tamika Williams	76
2004	Nicole Ohlde	83
2003	Tamika Williams	92
2002	Tamika Williams	96
2001	Lynn Pride	47
2000	Betty Lennox	53
1999	Brandy Reed	55

### DEFENSIVE REBOUNDS

2011	Rebekkah Brunson	205
2010	Rebekkah Brunson	190
2009	Nicky Anosike	149
2008	Nicky Anosike	153
2007	Nicole Ohlde	139
2006	Nicole Ohlde	129
2005	Nicole Ohlde	131
2004	Tamika Williams	123
2003	Tamika Williams	117
2002	Tamika Williams	133
2001	Svetlana Abrosimova	131
2000	Betty Lennox	125
1999	Andrea Lloyd Curry	100

### TOTAL REBOUNDS

2011	Rebekkah Brunson	301
2010	Rebekkah Brunson	310
2009	Nicky Anosike	222
2008	Nicky Anosike	231
2007	Nicole Ohlde	208
2006	Nicole Ohlde	190
2005	Nicole Ohlde	194
2004	Tamika Williams	205
2003	Tamika Williams	209
2002	Tamika Williams	229
2001	Svetlana Abrosimova	174
2000	Betty Lennox	178
1999	Brandy Reed	151

### ASSISTS

2011	Lindsay Whalen	199
2010	Lindsay Whalen	184
2009	Candice Wiggins	88
2008	Candice Wiggins	90
2007	Noelle Quinn	148
2006	Amber Jacobs	115
2005	Kristi Harrower	96
2004	Helen Darling	115
2003	Teresa Edwards	148
2002	Katie Smith	79
2001	Kate Paye	97
2000	Katie Smith	90
1999	Sonja Tate	100

### STEALS

2011	Maya Moore	48
2010	Nicky Anosike	62
2009	Nicky Anosike	81
2008	Nicky Anosike	75
2007	Svetlana Abrosimova	44
2006	Svetlana Abrosimova	34
2005	Svetlana Abrosimova	48
2004	Teresa Edwards	47
2003	Svetlana Abrosimova	44
2002	Tamika Williams	44
2001	Svetlana Abrosimova	42
2000	Betty Lennox	53
1999	Sonja Tate	36

### BLOCKED SHOTS

2011	Taj McWilliams-Franklin	24
2010	Nicky Anosike	32
2009	Nicky Anosike	28
2008	Nicky Anosike	43
2007	Seimone Augustus	21
2006	Vanessa Hayden	44
2005	Vanessa Hayden	68
2004	Nicole Ohlde	45
2003	Janel Burse	28
2002	Lynn Pride	25
2001	Erin Buescher	29
2000	Kristin Folk	22
1999	Brandy Reed	17

### PERSONAL FOULS

2011	Maya Moore	92
2010	Monica Wright	101
2009	Charde Houston	107
2008	Nicky Anosike	125
2007	Nicole Ohlde	127
2006	Vanessa Hayden	118
2005	Vanessa Hayden	110
2004	Nicole Ohlde	103
2003	Katie Smith	112
2002	Katie Smith	87
2001	Erin Buescher	101
2000	Betty Lennox	112
1999	Katie Smith	106

### DISQUALIFICATIONS

2011	Adair, McWilliams-Franklin, Moore	1
2010	Lindsay Whalen, Monica Wright	2
2009	Charde Houston	2
2008	Candice Wiggins	5
2007	Kathrin Ress	6
2006	Vanessa Hayden	2
2005	Vanessa Hayden	2
2004	Butts, Ohlde, Smith	1
2003	Burse, Smith, Van Gorp	2
2002	Katie Smith, Michele Van Gorp	2
2001	Abrosimova, Buescher, Martin, Pride	2
2000	Keitha Dickerson, Betty Lennox	4
1999	Tonya Edwards	6

### TURNOVERS

2011	Lindsay Whalen	75
2010	Lindsay Whalen	76
2009	Candice Wiggins	81
2008	Candice Wiggins	57
2007	Seimone Augustus	83
2006	Amber Jacobs	90
2005	Nicole Ohlde	84
2004	Teresa Edwards	93
2003	Teresa Edwards	92
2002	Svetlana Abrosimova	92
2001	Katie Smith	87
2000	Betty Lennox	97
1999	Tonya Edwards	68

### GAMES PLAYED

2011	Augustus, Brunson, McWilliams-Franklin, Moore, Whalen, Wiggins	34
2010	Houston, Maiga-Ba, Wright	34
2009	Hollingsworth, Houston, McCants, Miller, Montgomery, Wiggins	34
2008	Anosike, DeForge, Ohlde	34
2007	Abrosimova, Augustus, Mann, Ohlde, Quinn	34
2006	Abrosimova, Augustus, Jacobs, Ohlde	34
2005	Harrower, Lovelace, Ohlde, Williams	34
2004	Edwards, Lovelace, Ohlde, Williams	34
2003	Edwards, Sam, Smith, Williams	34
2002	Burse, Pride, Smith, Williams	31
2001	Buescher, Paye, Pride, Smith	32
2000	Brumfield, Dickerson, Folk, Lennox, Smith	32
1999	Edwards, Folk, Lloyd Curry, Potthoff, Tate	32

### GAMES STARTED

2011	Augustus, Brunson, Moore, Whalen	34
2010	Lindsay Whalen	33
2009	Candice Wiggins	34
2008	Anosike, DeForge, Ohlde	34
2007	Seimone Augustus, Nicole Ohlde	34
2006	Augustus, Jacobs, Ohlde	34
2005	Kristi Harrower, Nicole Ohlde	34
2004	Teresa Edwards, Nicole Ohlde	34
2003	Edwards, Smith, Williams	34
2002	Katie Smith, Tamika Williams	31
2001	Katie Smith	32
2000	Katie Smith	32
1999	Tonya Edwards	32

### MINUTES PLAYED

2011	Seimone Augustus	997
2010	Lindsay Whalen	1,110
2009	Candice Wiggins	1,017
2008	Seimone Augustus	1,042
2007	Seimone Augustus	1,093
2006	Seimone Augustus	1,124
2005	Nicole Ohlde	1,038
2004	Nicole Ohlde	1,018
2003	Katie Smith	1,185
2002	Katie Smith	1,138
2001	Katie Smith	1,234
2000	Katie Smith	1,193
1999	Tonya Edwards	1,031



# 2012 MINNESOTA LYNX MEDIA GUIDE

2011 WNBA CHAMPIONS



## INDIVIDUAL SEASON HIGHS

### TOTAL POINTS

Seimone Augustus	769	2007
Seimone Augustus	744	2006
Katie Smith	739	2001
Katie Smith	646	2000
Katie Smith	620	2003

### SCORING AVERAGE

Katie Smith	23.1	2001
Seimone Augustus	22.6	2007
Seimone Augustus	21.9	2006
Katie Smith	20.2	2000
Seimone Augustus	19.1	2008

### FIELD GOALS MADE

Seimone Augustus	296	2007
Seimone Augustus	283	2006
Seimone Augustus	233	2008
Seimone Augustus	231	2011
Katie Smith	208	2003

### FIELD GOALS ATTEMPTED

Seimone Augustus	620	2006
Seimone Augustus	583	2007
Katie Smith	519	2001
Seimone Augustus	496	2008
Katie Smith	482	2000

### FIELD-GOAL PERCENTAGE

Tamika Williams	.668	2003
Tamika Williams	.561	2002
Tamika Williams	.540	2004
Lindsay Whalen	.511	2011
Rebekkah Brunson	.511	2011

### FREE THROWS MADE

Katie Smith	246	2001
Candice Wiggins	161	2008
Katie Smith	152	2000
Seimone Augustus	151	2007
Seimone Augustus	148	2006

### FREE THROWS ATTEMPTED

Katie Smith	275	2001
Candice Wiggins	197	2008
Nicky Anosike	194	2009
Nicole Ohlde	177	2004
Katie Smith	175	2000

### FREE-THROW PERCENTAGE

Katie Smith	.899	2004
Lindsay Whalen	.899	2010
Seimone Augustus	.897	2006
Katie Smith	.895	2001
Candice Wiggins	.893	2009

### THREE-POINT FG MADE

Katie Smith	.88	2000
Katie Smith	.85	2001
Katie Smith	.78	2003
Roneeka Hodges	.68	2009
Tonya Edwards	.66	1999

### THREE-POINT FG ATTEMPTED

Katie Smith	240	2001
Katie Smith	232	2000
Katie Smith	200	2003
Tonya Edwards	192	1999
Katie Smith	188	2002

### THREE-POINT FG PERCENTAGE

Svetlana Abrosimova	.446	2007
Katie Smith	.432	2004
Seimone Augustus	.419	2007
Seimone Augustus	.417	2011
Stacey Lovelace	.413	2005

### OFFENSIVE REBOUNDS

Rebekkah Brunson	120	2010
Tamika Williams	96	2002
Rebekkah Brunson	96	2011
Tamika Williams	92	2003
Nicole Ohlde	83	2004

### DEFENSIVE REBOUNDS

Rebekkah Brunson	205	2011
Rebekkah Brunson	190	2010
Nicky Anosike	153	2008
Nicky Anosike	149	2009
Charde Houston	142	2009

### TOTAL REBOUNDS

Rebekkah Brunson	310	2010
Rebekkah Brunson	301	2011
Nicky Anosike	231	2008
Tamika Williams	229	2002
Nicky Anosike	222	2009

### REBOUNDING AVERAGE

Rebekkah Brunson	10.3	2010
Rebekkah Brunson	8.9	2011
Nicky Anosike	7.4	2009
Tamika Williams	7.4	2002
Nicky Anosike	6.8	2010

### ASSISTS

Lindsay Whalen	199	2011
Lindsay Whalen	184	2010
Teresa Edwards	148	2003
Noelle Quinn	148	2007
Helen Darling	115	2004
Amber Jacobs	115	2006

### STEALS

Nicky Anosike	81	2009
Nicky Anosike	75	2008
Nicky Anosike	62	2010
Candice Wiggins	54	2008
Betty Lennox	53	2000

### BLOCKED SHOTS

Vanessa Hayden	68	2005
Nicole Ohlde	45	2004
Vanessa Hayden	44	2006
Nicky Anosike	43	2008
Nicky Anosike	32	2010

### PERSONAL FOULS

Nicole Ohlde	127	2007
Nicky Anosike	125	2008
Vanessa Hayden	118	2006
Candice Wiggins	113	2008
Betty Lennox	112	2000
Katie Smith	112	2003

### DISQUALIFICATIONS

Tonya Edwards	6	1999
Kathrin Riss	6	2007
Candice Wiggins	5	2008
Keitha Dickerson	4	2000
Betty Lennox	4	2000
Nicole Ohlde	4	2007

### TURNOVERS

Betty Lennox	97	2000
Teresa Edwards	93	2004
Svetlana Abrosimova	92	2002
Teresa Edwards	92	2003
Svetlana Abrosimova	90	2003
Amber Jacobs	90	2006

### MINUTES PLAYED

Katie Smith	1,234	2001
Katie Smith	1,193	2000
Katie Smith	1,185	2003
Katie Smith	1,138	2002
Seimone Augustus	1,124	2006





# 2012 MINNESOTA LYNX MEDIA GUIDE

2011 WNBA CHAMPIONS



## CAREER LEADERS

### TOTAL POINTS

Katie Smith	3,605
Seimone Augustus	3,203
Svetlana Abrosimova	2,033
Nicole Ohlde	1,695
Tamika Raymond	1,246

### SCORING AVERAGE (Min. 25 Games)

Seimone Augustus	19.5
Katie Smith	17.6
Brandy Reed	16.1
Tonya Edwards	14.8
Betty Lennox	14.4

### FIELD GOALS MADE

Seimone Augustus	1,268
Katie Smith	1,127
Svetlana Abrosimova	734
Nicole Ohlde	590
Tamika Raymond	518

### FIELD GOALS ATTEMPTED

Katie Smith	2,728
Seimone Augustus	2,653
Svetlana Abrosimova	1,848
Nicole Ohlde	1,368
Charde Houston	1,065

### FIELD-GOAL PERCENTAGE (Min. 150 FGA)

Tamika Raymond	.559
Seimone Augustus	.478
Rebekkah Brunson	.470
Lindsay Whalen	.462
Kristin Folk	.462

### FREE THROWS MADE

Katie Smith	891
Seimone Augustus	521
Nicole Ohlde	515
Svetlana Abrosimova	379
Nicky Anosike	370

### FREE THROWS ATTEMPTED

Katie Smith	1,039
Nicole Ohlde	676
Seimone Augustus	602
Svetlana Abrosimova	570
Nicky Anosike	514

### FREE-THROW PERCENTAGE (Min. 75 FTA)

Seimone Augustus	.865
Katie Smith	.858
Candice Wiggins	.845
Lindsay Whalen	.822
Stacey Lovelace	.808

### THREE-POINT FG MADE

Katie Smith	460
Svetlana Abrosimova	186
Candice Wiggins	149
Seimone Augustus	146
Amber Jacobs	96

### THREE-POINT FG ATTEMPTED

Katie Smith	1,239
Svetlana Abrosimova	519
Candice Wiggins	422
Seimone Augustus	391
Amber Jacobs	280

### THREE-POINT FG PERCENTAGE (Min. 50 3FGA)

Roneeka Hodges	.398
Tamara Moore	.382
Betty Lennox	.374
Seimone Augustus	.373
Katie Smith	.371

### OFFENSIVE REBOUNDS

Tamika Raymond	435
Nicole Ohlde	320
Svetlana Abrosimova	275
Nicky Anosike	233
Rebekkah Brunson	216

### DEFENSIVE REBOUNDS

Svetlana Abrosimova	623
Tamika Raymond	593
Nicole Ohlde	578
Seimone Augustus	498
Katie Smith	469

### TOTAL REBOUNDS

Tamika Raymond	1,028
Svetlana Abrosimova	898
Nicole Ohlde	898
Katie Smith	672
Nicky Anosike	665

### REBOUNDING AVERAGE (Min. 25 Games)

Rebekkah Brunson	9.5
Nicky Anosike	7.0
Brandy Reed	6.0
Taj McWilliams-Franklin	6.0
Tamika Raymond	5.6

### ASSISTS

Katie Smith	496
Svetlana Abrosimova	439
Lindsay Whalen	383
Seimone Augustus	343
Nicole Ohlde	293

### ASSIST AVERAGE (Min. 25 Games)

Lindsay Whalen	5.7
Lindsey Harding	3.5
Helen Darling	3.5
Noelle Quinn	3.5
Teresa Edwards	3.3

### STEALS

Svetlana Abrosimova	284
Nicky Anosike	218
Katie Smith	191
Tamika Raymond	165
Seimone Augustus	153

### BLOCKED SHOTS

Vanessa Hayden	155
Nicole Ohlde	134
Nicky Anosike	103
Seimone Augustus	76
Janell Burse	56
Charde Houston	56

### PERSONAL FOULS

Katie Smith	579
Nicole Ohlde	509
Svetlana Abrosimova	502
Vanessa Hayden	375
Tamika Raymond	314

### DISQUALIFICATIONS

Katie Smith	8
Nicole Ohlde	7
Tonya Edwards	6
Vanessa Hayden	6
Kathrin Ress	6
Candice Wiggins	6

### TURNOVERS

Svetlana Abrosimova	519
Katie Smith	460
Nicole Ohlde	364
Seimone Augustus	299
Tamika Raymond	285

### GAMES PLAYED

Katie Smith	205
Svetlana Abrosimova	204
Tamika Raymond	185
Nicole Ohlde	170
Seimone Augustus	164

### GAMES STARTED

Katie Smith	204
Nicole Ohlde	170
Seimone Augustus	164
Svetlana Abrosimova	148
Tamika Raymond	139

### MINUTES PLAYED

Katie Smith	7,287
Seimone Augustus	5,266
Svetlana Abrosimova	5,249
Tamika Raymond	4,701
Nicole Ohlde	4,407



# 2012 MINNESOTA LYNX MEDIA GUIDE

2011 WNBA CHAMPIONS



## TOP GAMES BY LYNX

### 32-OR-MORE POINTS

46	Katie Smith, @ Los Angeles	7/8/01 (OT)
40	Katie Smith, @ Detroit	6/17/01
39	Seimone Augustus, @ Sacramento	7/29/07
36	Katie Smith, @ Phoenix	8/1/01
36	Seimone Augustus, vs. Phoenix	7/24/10 (2OT)
34	Katie Smith, vs. Cleveland	5/31/00
34	Katie Smith, vs. Connecticut	7/10/03
34	Katie Smith, vs. Sacramento	7/11/04 (OT)
34	Katie Smith, @ Phoenix	7/18/04
33	Katie Smith, vs. Los Angeles	6/3/00
33	Seimone Augustus, vs. Washington	7/20/07 (OT)
32	Katie Smith, vs. Portland	7/2/00
32	Katie Smith, @ Seattle	6/14/03
32	Seimone Augustus, vs. Seattle	6/14/06
32	Seimone Augustus, vs. Phoenix	6/18/06
32	Seimone Augustus, vs. San Antonio	7/9/06
32	Seimone Augustus, @ New York	7/30/06
32	Monica Wright, vs. Phoenix	6/1/10

### 14-OR-MORE REBOUNDS

18	Rebekkah Brunson, vs. New York	8/8/10
17	Rebekkah Brunson, vs. Phoenix	7/24/10 (2OT)
16	Nicky Anosike, vs. Indiana	8/13/09
16	Rebekkah Brunson, vs. Phoenix	7/13/11
15	Svetlana Abrosimova, vs. Sacramento	8/5/01 (OT)
15	Nicky Anosike, @ Phoenix	9/3/08
15	Rebekkah Brunson, vs. Phoenix	6/1/10
15	Rebekkah Brunson, @ Los Angeles	6/13/10
15	Rebekkah Brunson, vs. Los Angeles	6/5/11
15	Rebekkah Brunson, vs. Tulsa	6/7/11
14	Tamika Williams, @ Seattle	8/18/05
14	Nicole Ohlde, vs. Indiana	6/2/06
14	Rebekkah Brunson, vs. San Antonio	7/22/10
14	Rebekkah Brunson, vs. Los Angeles	8/12/10
14	Rebekkah Brunson, @ Seattle	6/9/11
14	Rebekkah Brunson, vs. Atlanta	6/17/11
14	Rebekkah Brunson, @ San Antonio	8/28/11

### 9-OR-MORE ASSISTS

14	Noelle Quinn, vs. San Antonio	8/19/07
12	Candice Wiggins, vs. Phoenix	5/31/08
12	Lindsay Whalen, vs. San Antonio	8/15/10
12	Lindsay Whalen, vs. Connecticut	8/3/10 (OT)
12	Lindsay Whalen, vs. Tulsa	6/18/10
11	Andrea Lloyd Curry, @ Charlotte	7/21/99
10	Helen Darling, vs. Seattle	9/10/04
10	Seimone Augustus, vs. Connecticut	6/10/08
10	Lindsey Harding, @ Seattle	9/6/08
10	Lindsay Whalen, vs. Phoenix	7/24/10 (2OT)
10	Lindsay Whalen, @ Seattle	6/9/11
10	Lindsay Whalen, vs. Chicago	9/8/11
9	Svetlana Abrosimova, @ San Antonio	5/30/03
9	Helen Darling, vs. Detroit	7/3/04
9	Amber Jacobs, vs. Connecticut	5/23/06
9	Lindsey Harding, vs. Chicago	5/25/07
9	Noelle Quinn, @ Houston	7/12/07
9	Noelle Quinn, @ Phoenix	7/22/07
9	Noelle Quinn, vs. Los Angeles	7/27/07
9	Noelle Quinn, @ Los Angeles	8/12/07
9	Seimone Augustus, vs. New York	6/24/08
9	Lindsay Whalen, vs. Tulsa	8/14/11
9	Lindsay Whalen, vs. San Antonio	8/26/11



Katie Smith



Nicky Anosike



Candice Wiggins

## TOP GAMES BY OPPONENTS

### 31-OR-MORE POINTS

44	Deanna Nolan, @ Detroit	6/20/08 (OT)
34	Lauren Jackson, @ Seattle	7/5/08
33	Becky Hammon, vs. New York	6/6/03
33	Renee Montgomery, vs. Connecticut	8/3/10 (OT)
32	Lisa Leslie, @ Los Angeles	7/8/01 (OT)
32	Diana Taurasi, @ Phoenix	9/3/08
32	Candice Dupree, vs. Phoenix	7/24/10 (2OT)
31	Sophia Witherspoon, vs. Portland	7/2/00
31	Lauren Jackson, @ Seattle	5/20/04
31	Cappie Pondexter, vs. Phoenix	5/31/08
31	Diana Taurasi, vs. Phoenix	9/12/08
31	Iziane Castro Marques, @ Atlanta	6/30/09
31	Diana Taurasi, @ Phoenix	6/10/10
31	Diana Taurasi, vs. Phoenix	7/24/10 (2OT)



Lauren Jackson



Sancho Lyttle

### 15-OR-MORE REBOUNDS

23	Michelle Snow, vs. Houston	8/4/06 (OT)
21	Tina Charles, vs. Connecticut	8/3/10 (OT)
20	Érika de Souza, vs. Atlanta	7/14/10
18	Sancho Lyttle, @ Houston	7/17/08
18	Tina Charles, @ Connecticut	8/16/11
17	Yolanda Griffith, vs. Sacramento	8/4/00
17	Lisa Leslie, @ Los Angeles	6/11/04
17	Chante Black, vs. Tulsa	5/23/10
16	Val Whiting, vs. Detroit	6/12/99
16	Lisa Leslie, vs. Los Angeles	6/9/01
16	Yolanda Griffith, vs. Sacramento	7/8/03
16	Candace Parker, @ Los Angeles	9/1/08
16	Candice Dupree, vs. Phoenix	7/24/10 (2OT)
15	Lisa Leslie, vs. Los Angeles	8/6/99
15	Michelle Snow, vs. Houston	6/30/04 (OT)
15	Elizabeth Cabbage, vs. Tulsa	6/7/11

### 10-OR-MORE ASSISTS

14	Ticha Penicheiro, @ Sacramento	6/22/99
14	Ticha Penicheiro, @ Sacramento	8/7/01
14	Sue Bird, @ Seattle	7/1/06
13	Ticha Penicheiro, vs. Sacramento	6/29/99
12	Ticha Penicheiro, @ Los Angeles	8/20/10
11	Ticha Penicheiro, @ Sacramento	6/1/02
11	Shannon Johnson, vs. Connecticut	7/10/03
11	Nikki Teasley, vs. Los Angeles	8/14/03
11	Sue Bird, @ Seattle	7/5/08
10	Ticha Penicheiro, vs. Sacramento	8/4/00
10	Ticha Penicheiro, vs. Sacramento	8/5/01 (OT)
10	Nikki Teasley, @ Los Angeles	6/10/03
10	Dawn Staley, vs. Charlotte	9/8/04
10	Nikki Teasley, @ Los Angeles	9/17/04
10	Ticha Penicheiro, vs. Sacramento	5/29/05
10	Temeka Johnson, @ Washington	6/3/05
10	Shannon Johnson, vs. San Antonio	7/9/06
10	Shannon Bobbitt, vs. Los Angeles	7/27/08 (OT)
10	Sue Bird, @ Seattle	6/19/09
10	Ticha Penicheiro, @ Sacramento	9/13/09
10	Sue Bird, @ Seattle	5/19/10
10	Temeka Johnson, @ Phoenix	6/10/10
10	Becky Hammon, @ San Antonio	6/26/10
10	Tanisha Wright, vs. Seattle	7/17/10
10	Sue Bird, vs. Seattle	8/1/10
10	Ticha Penicheiro, vs. Los Angeles	8/12/10



Ticha Penicheiro



# PLAYOFFS



2012 MINNESOTA  
LYNX MEDIA GUIDE





# 2012 MINNESOTA LYNX MEDIA GUIDE

2011 WNBA CHAMPIONS



## INDIVIDUAL PLAYOFF RECORDS

### MOST POINTS

3-Game Series:	74	Seimone Augustus	vs. Atlanta, 2011
2-Game Series:	37	Seimone Augustus	vs. Phoenix, 2011
Game:	36	Seimone Augustus	vs. Atlanta, 10/5/11
Half:	19	Seimone Augustus	vs. Atlanta (1st), 10/5/11
Quarter:	15	Seimone Augustus	vs. Atlanta (4th), 10/5/11

### MOST FIELD GOALS MADE

3-Game Series:	28	Seimone Augustus	vs. San Antonio, 2011
2-Game Series:	14	Seimone Augustus	vs. Phoenix, 2011
Game:	11	Seimone Augustus	vs. Atlanta, 10/5/11

### MOST FIELD GOALS ATTEMPTED

3-Game Series:	55	Seimone Augustus	vs. San Antonio, 2011
2-Game Series:	30	Seimone Augustus	vs. Phoenix, 2011
Game:	21	Seimone Augustus	@ San Antonio, 9/18/11

### HIGHEST FIELD-GOAL PERCENTAGE

3-Game Series:	.607	(17-28) Tamika Williams	vs. Los Angeles, 2003
2-Game Series:	.625	(10-16) Tamika Williams	vs. Seattle, 2004
Game:	.786	(11-14) Seimone Augustus	vs. Atlanta, 10/5/11

### MOST THREE-POINT FIELD GOALS MADE

3-Game Series:	5	Katie Smith	vs. Los Angeles, 2003
2-Game Series:	8	Maya Moore	vs. Phoenix, 2011
Game:	6	Maya Moore	@ Phoenix, 9/25/11

### MOST THREE-POINT FIELD GOALS ATTEMPTED

3-Game Series:	14	Katie Smith	vs. Los Angeles, 2003
2-Game Series:	11	Maya Moore	vs. Phoenix, 2011
Game:	8	Maya Moore	@ Phoenix, 9/25/11

### HIGHEST THREE-POINT FIELD-GOAL PERCENTAGE

3-Game Series:	.750	(3-4) Seimone Augustus	vs. Atlanta, 2011
2-Game Series:	.727	(8-11) Maya Moore	vs. Phoenix, 2011
Game:	1.000	(2-2) Seimone Augustus	vs. San Antonio, 9/20/11

### MOST FREE THROWS MADE

3-Game Series:	17	Seimone Augustus	vs. Atlanta, 2011
2-Game Series:	11	Taj McWilliams-Franklin	vs. Phoenix, 2011
Game:	13	Seimone Augustus	vs. Atlanta, 10/5/11

### MOST FREE THROWS ATTEMPTED

3-Game Series:	24	Tamika Williams	vs. Los Angeles, 2003
2-Game Series:	12	Taj McWilliams-Franklin	vs. Phoenix, 2011
Game:	16	Seimone Augustus	vs. Atlanta, 10/5/11

### HIGHEST FREE-THROW PERCENTAGE

3-Game Series:	1.000	(8-8) Svetlana Abrosimova	vs. Los Angeles, 2003
2-Game Series:	1.000	(4-4) Tamika Williams	vs. Seattle, 2004
Game:	1.000	(6-6) Most recently: Taj McWilliams-Franklin	vs. Phoenix, 9/22/11

### MOST REBOUNDS

3-Game Series:	39	Rebekkah Brunson	vs. San Antonio, 2011
2-Game Series:	22	Rebekkah Brunson	vs. Phoenix, 2011
Game:	16	Rebekkah Brunson	@ San Antonio, 9/18/11

### MOST OFFENSIVE REBOUNDS

3-Game Series:	14	Rebekkah Brunson	vs. San Antonio, 2011
2-Game Series:	6	Rebekkah Brunson	vs. Phoenix, 2011;
Game:	8	Taj McWilliams-Franklin	vs. Phoenix, 2011
		Rebekkah Brunson	@ San Antonio, 9/18/11

### MOST DEFENSIVE REBOUNDS

3-Game Series:	25	Rebekkah Brunson	vs. San Antonio, 2011
2-Game Series:	16	Rebekkah Brunson	vs. Phoenix, 2011
Game:	11	Rebekkah Brunson	vs. San Antonio, 9/16/11

### MOST ASSISTS

3-Game Series:	19	Teresa Edwards	vs. Los Angeles, 2003
2-Game Series:	11	Taj McWilliams-Franklin	vs. Phoenix, 2011
Game:	9	Teresa Edwards	vs. Los Angeles, 8/28/03

### MOST BLOCKED SHOTS

3-Game Series:	5	Taj McWilliams-Franklin	vs. Atlanta, 2011
2-Game Series:	3	Amanda Lassiter	vs. Seattle, 2004
Game:	3	Most recently: Jessica Adair	vs. Atlanta, 10/5/11

### MOST STEALS

3-Game Series:	8	Lindsay Whalen	vs. San Antonio, 2011
2-Game Series:	3	Helen Darling/Teresa Edwards	vs. Seattle, 2004;
Game:	5	Seimone Augustus/Maya Moore	vs. Phoenix, 2011
		Tamika Williams	vs. Los Angeles, 8/28/03;
		Sheri Sam	@ Los Angeles, 9/1/03

### MOST PERSONAL FOULS

3-Game Series:	12	Taj McWilliams-Franklin	vs. San Antonio, 2011
2-Game Series:	7	Svetlana Abrosimova	vs. Seattle, 2004;
Game:	6	Lindsay Whalen	vs. Phoenix, 2011
		Maya Moore	@ San Antonio, 9/18/11

### MOST TURNOVERS

3-Game Series:	8	Most recently: R.Brunson/L.Whalen	vs. Atlanta, 2011
2-Game Series:	11	Helen Darling	vs. Seattle, 2004
Game:	6	Katie Smith	@ Los Angeles, 8/30/03;
		Helen Darling	@ Seattle, 9/27/04

### MOST MINUTES PLAYED

3-Game Series:	120	Katie Smith	vs. Los Angeles, 2003
2-Game Series:	74	Nicole Ohlde	vs. Seattle, 2004
Game:	40	Most recently: Katie Smith	@ Los Angeles, 9/1/03





# 2012 MINNESOTA LYNX MEDIA GUIDE

2011 WNBA CHAMPIONS



## PLAYOFF HIGHS

### MOST POINTS

Game:	103	@ Phoenix	9/25/11
Half:	60	@ Phoenix (2nd)	9/25/11
Quarter:	33	@ Phoenix (4th)	9/25/11

### MOST FIELD GOALS MADE

Game:	39	@ Phoenix	9/25/11
-------	----	-----------	---------

### MOST FIELD GOALS ATTEMPTED

Game:	76	@ San Antonio vs. Atlanta	9/18/11; 10/2/11
-------	----	---------------------------	---------------------

### HIGHEST FIELD-GOAL PERCENTAGE

Game:	.542	(39-72) @ Phoenix	9/25/11
-------	------	-------------------	---------

### MOST THREE-POINT FIELD GOALS MADE

Game:	8	@ Phoenix	9/25/11
-------	---	-----------	---------

### MOST THREE-POINT FIELD GOALS ATTEMPTED

Game:	16	vs. Los Angeles @ San Antonio	8/28/03; 9/18/11
-------	----	-------------------------------	---------------------

### HIGHEST THREE-POINT FIELD-GOAL PERCENTAGE

Game:	.571	(8-14) @ Phoenix	9/25/11
-------	------	------------------	---------

### MOST FREE THROWS MADE

Game:	38	vs. Atlanta	10/5/11
-------	----	-------------	---------

### MOST FREE THROWS ATTEMPTED

Game:	46	vs. Atlanta	10/5/11
-------	----	-------------	---------

### HIGHEST FREE-THROW PERCENTAGE

Game:	.895	(17-19) vs. Phoenix	9/22/11
-------	------	---------------------	---------

### MOST REBOUNDS

Game:	45	@ San Antonio	9/18/11
-------	----	---------------	---------

### MOST OFFENSIVE REBOUNDS

Game:	21	@ San Antonio	9/18/11
-------	----	---------------	---------

### MOST DEFENSIVE REBOUNDS

Game:	31	vs. Phoenix @ Atlanta	9/22/11; 10/7/11
-------	----	-----------------------	---------------------

### MOST ASSISTS

Game:	22	vs. Phoenix vs. Atlanta	9/22/11; 10/2/11
-------	----	-------------------------	---------------------

### MOST BLOCKED SHOTS

Game:	11	vs. Atlanta	10/2/11
-------	----	-------------	---------

### MOST STEALS

Game:	13	vs. Los Angeles	8/28/03
-------	----	-----------------	---------

### MOST PERSONAL FOULS

Game:	26	@ Los Angeles	8/30/03
-------	----	---------------	---------

### MOST TURNOVERS

Game:	24	@ Los Angeles	8/30/03
-------	----	---------------	---------

## PLAYOFF LOWS

### FEWEST POINTS

Game:	54	@ Seattle	9/27/04
Half:	24	vs. Seattle (1st)	9/25/04
Quarter:	11	vs. San Antonio (1st)	9/16/11

### FEWEST FIELD GOALS MADE

Game:	20	@ Seattle	9/27/04
-------	----	-----------	---------

### FEWEST FIELD GOALS ATTEMPTED

Game:	50	vs. Seattle @ Seattle	9/25/04; 9/27/04
-------	----	-----------------------	---------------------

### LOWEST FIELD-GOAL PERCENTAGE

Game:	.354	(23-65) @ Los Angeles	9/1/03
-------	------	-----------------------	--------

### FEWEST THREE-POINT FIELD GOALS MADE

Game:	1	vs. San Antonio	9/16/11
-------	---	-----------------	---------

### FEWEST THREE-POINT FIELD GOALS ATTEMPTED

Game:	7	vs. Atlanta	10/5/11
-------	---	-------------	---------

### LOWEST THREE-POINT FIELD-GOAL PERCENTAGE

Game:	.125	(1-8) vs. San Antonio	9/16/11
-------	------	-----------------------	---------

### FEWEST FREE THROWS MADE

Game:	9	vs. Seattle	9/25/04
-------	---	-------------	---------

### FEWEST FREE THROWS ATTEMPTED

Game:	15	Most recently: @ San Antonio	9/18/11
-------	----	------------------------------	---------

### LOWEST FREE-THROW PERCENTAGE

Game:	.600	(9-15) vs. Seattle	9/25/04
-------	------	--------------------	---------

### FEWEST REBOUNDS

Game:	22	vs. Los Angeles	8/28/03
-------	----	-----------------	---------

### FEWEST OFFENSIVE REBOUNDS

Game:	5	vs. Los Angeles	8/28/03
-------	---	-----------------	---------

### FEWEST DEFENSIVE REBOUNDS

Game:	17	vs. Los Angeles	8/28/03
-------	----	-----------------	---------

### FEWEST ASSISTS

Game:	11	@ Seattle vs. San Antonio	9/27/04; 9/16/11
-------	----	---------------------------	---------------------

### FEWEST BLOCKED SHOTS

Game:	0	vs. Los Angeles	8/28/03
-------	---	-----------------	---------

### FEWEST STEALS

Game:	2	vs. Atlanta	10/5/11
-------	---	-------------	---------

### FEWEST PERSONAL FOULS

Game:	13	vs. Los Angeles vs. San Antonio	8/28/03; 9/16/11
-------	----	---------------------------------	---------------------

### FEWEST TURNOVERS

Game:	7	@ Phoenix	9/25/11
-------	---	-----------	---------



# 2012 MINNESOTA LYNX MEDIA GUIDE

2011 WNBA CHAMPIONS



## OPPONENT INDIVIDUAL PLAYOFF RECORDS

### MOST POINTS

3-Game Series:	93	Angel McCoughtry
2-Game Series:	44	Diana Taurasi
Game:	38	Angel McCoughtry
Half:	27	Angel McCoughtry
Quarter:	19	Angel McCoughtry

### MOST FIELD GOALS MADE

3-Game Series:	29	Angel McCoughtry
2-Game Series:	15	Diana Taurasi
Game:	10	Angel McCoughtry
		Angel McCoughtry

### MOST FIELD GOALS ATTEMPTED

3-Game Series:	67	Angel McCoughtry
2-Game Series:	33	Diana Taurasi
Game:	25	Angel McCoughtry

### HIGHEST FIELD-GOAL PERCENTAGE

3-Game Series:	.633	(19-30) Sophia Young
2-Game Series:	.545	(12-22) Lauren Jackson
Game:	.667	(8-12) Candice Dupree

### MOST THREE-POINT FIELD GOALS MADE

3-Game Series:	9	Becky Hammon
2-Game Series:	4	Diana Taurasi
Game:	4	Becky Hammon
		Jia Perkins

### MOST THREE-POINT FIELD GOALS ATTEMPTED

3-Game Series:	23	Becky Hammon
2-Game Series:	12	Diana Taurasi
Game:	10	Becky Hammon

### HIGHEST THREE-POINT FIELD-GOAL PERCENTAGE

3-Game Series:	.667	(2-3) Tamecka Dixon
2-Game Series:	.500	(2-4) Tully Bevilacqua
Game:	1.000	(2-2) Penny Taylor

### MOST FREE THROWS MADE

3-Game Series:	31	Angel McCoughtry
2-Game Series:	10	Diana Taurasi
Game:	16	Angel McCoughtry

### MOST FREE THROWS ATTEMPTED

3-Game Series:	39	Angel McCoughtry
2-Game Series:	11	Diana Taurasi
Game:	21	Angel McCoughtry

### HIGHEST FREE-THROW PERCENTAGE

3-Game Series:	1.000	(13-13) Tamecka Dixon
2-Game Series:	1.000	(7-7) Lauren Jackson
Game:	1.000	(6-6) Most recently: DeWanna Bonner

Atlanta, 2011
Phoenix, 2011
Atlanta @ Minnesota, 10/5/11
Atlanta @ Minnesota (2nd), 10/2/11
Atlanta @ Minnesota (3rd), 10/2/11

Atlanta, 2011
Phoenix, 2011
Atlanta @ Minnesota, 10/2/11;
Atlanta @ Minnesota, 10/5/11

Atlanta, 2011
Phoenix, 2011
@ Atlanta, 10/7/11

San Antonio, 2011
Seattle, 2004
@ Phoenix, 9/25/11

San Antonio, 2011
Phoenix, 2011
San Antonio @ Minnesota, 9/16/11;
@ San Antonio, 9/18/11

San Antonio, 2011
Phoenix, 2011
San Antonio @ Minnesota, 9/20/11

Los Angeles, 2003
Seattle, 2004
@ Phoenix, 9/25/11

Atlanta, 2011
Phoenix, 2011
Atlanta @ Minnesota, 10/5/11

Atlanta, 2011
Phoenix, 2011
Atlanta @ Minnesota, 10/5/11

Los Angeles, 2003
Seattle, 2004
@ Phoenix, 9/25/11

### MOST REBOUNDS

3-Game Series:	25	Érika de Souza
2-Game Series:	18	DeWanna Bonner
Game:	15	Érika de Souza

### MOST OFFENSIVE REBOUNDS

3-Game Series:	10	Érika de Souza
2-Game Series:	6	DeWanna Bonner
Game:	8	Érika de Souza

### MOST DEFENSIVE REBOUNDS

3-Game Series:	17	Lisa Leslie
2-Game Series:	12	DeWanna Bonner
Game:	8	Érika de Souza

### MOST ASSISTS

3-Game Series:	19	Nikki Teasley
		Lindsey Harding
2-Game Series:	12	Sheri Sam
Game:	8	Nikki Teasley
		Nikki Teasley

### MOST BLOCKED SHOTS

3-Game Series:	9	Lisa Leslie
2-Game Series:	5	Janell Burse
Game:	5	Lisa Leslie

### MOST STEALS

3-Game Series:	9	Angel McCoughtry
2-Game Series:	5	Janell Burse
Game:	6	Tamecka Dixon

### MOST PERSONAL FOULS

3-Game Series:	15	DeLisha Milton
2-Game Series:	9	Penny Taylor
Game:	6	DeLisha Milton
		Sancho Lyttle

### MOST TURNOVERS

3-Game Series:	12	Mwadi Mabika
2-Game Series:	6	Diana Taurasi
Game:	7	Mwadi Mabika

### MOST MINUTES PLAYED

3-Game Series:	118	Mwadi Mabika
2-Game Series:	68	DeWanna Bonner
Game:	40	Most recently: Lindsey Harding

Atlanta, 2011
Phoenix, 2011
@ Atlanta, 10/7/11

Atlanta, 2011
Phoenix, 2011
@ Atlanta, 10/7/11

Los Angeles, 2003
Phoenix, 2011
Atlanta @ Minnesota, 10/5/11

Los Angeles, 2003;
Atlanta, 2011
Seattle, 2004
@ Los Angeles, 8/30/03;
@ Los Angeles, 9/1/03

Los Angeles, 2003
Seattle, 2004
@ Los Angeles, 9/1/03

Atlanta, 2011
Seattle, 2004
@ Los Angeles, 8/30/03

Los Angeles, 2003
Phoenix, 2011
@ Los Angeles, 8/30/03;
Atlanta @ Minnesota, 10/5/11

Los Angeles, 2003
Phoenix, 2011
Los Angeles @ Minnesota, 8/28/03

Los Angeles, 2003
Phoenix, 2011
Atlanta @ Minnesota, 10/5/11





# 2012 MINNESOTA LYNX MEDIA GUIDE

2011 WNBA CHAMPIONS



## OPPONENT TEAM PLAYOFF HIGHS

### MOST POINTS

Game:	95	Atlanta @ Minnesota	10/5/11
Half:	58	Atlanta @ Minnesota (1st)	10/5/11
Quarter:	30	Atlanta @ Minnesota (2nd)	10/5/11

### MOST FIELD GOALS MADE

Game:	34	Atlanta @ Minnesota	10/5/11
-------	----	---------------------	---------

### MOST FIELD GOALS ATTEMPTED

Game:	78	@ Atlanta	10/7/11
-------	----	-----------	---------

### HIGHEST FIELD-GOAL PERCENTAGE

Game:	.518	(29-56) Los Angeles @ Minnesota	8/28/03
-------	------	---------------------------------	---------

### MOST THREE-POINT FIELD GOALS MADE

Game:	9	San Antonio @ Minnesota	9/16/11
-------	---	-------------------------	---------

### MOST THREE-POINT FIELD GOALS ATTEMPTED

Game:	25	San Antonio @ Minnesota	9/20/11
-------	----	-------------------------	---------

### HIGHEST THREE-POINT FIELD-GOAL PERCENTAGE

Game:	.429	(9-21) San Antonio @ Minnesota	9/16/11
-------	------	--------------------------------	---------

### MOST FREE THROWS MADE

Game:	23	@ Los Angeles	8/30/03
-------	----	---------------	---------

### MOST FREE THROWS ATTEMPTED

Game:	32	Atlanta @ Minnesota	10/5/11
-------	----	---------------------	---------

### HIGHEST FREE-THROW PERCENTAGE

Game:	1.000	(11-11) Los Angeles @ Minnesota	8/28/03
-------	-------	---------------------------------	---------

### MOST REBOUNDS

Game:	38	@ Atlanta	10/7/11
-------	----	-----------	---------

### MOST OFFENSIVE REBOUNDS

Game:	14	@ Atlanta	10/7/11
-------	----	-----------	---------

### MOST DEFENSIVE REBOUNDS

Game:	26	San Antonio @ Minnesota	9/16/11
-------	----	-------------------------	---------

### MOST ASSISTS

Game:	25	@ Los Angeles	9/1/03
-------	----	---------------	--------

### MOST BLOCKED SHOTS

Game:	8	@ Los Angeles	9/1/03
-------	---	---------------	--------

### MOST STEALS

Game:	15	@ Los Angeles	8/30/03
-------	----	---------------	---------

### MOST PERSONAL FOULS

Game:	33	Atlanta @ Minnesota	10/5/11
-------	----	---------------------	---------

### MOST TURNOVERS

Game:	17	San Antonio @ Minnesota	9/20/11
-------	----	-------------------------	---------

## OPPONENT TEAM PLAYOFF LOWS

### FEWEST POINTS

Game:	64	@ Seattle	9/27/04
Half:	23	Los Angeles @ Minnesota (2nd)	8/28/03
Quarter:	8	@ Atlanta (3rd)	10/7/11

### FEWEST FIELD GOALS MADE

Game:	25	Most recently: Phoenix @ Minnesota	9/22/11
-------	----	------------------------------------	---------

### FEWEST FIELD GOALS ATTEMPTED

Game:	55	San Antonio @ Minnesota	9/20/11
-------	----	-------------------------	---------

### LOWEST FIELD-GOAL PERCENTAGE

Game:	.346	(27-78) @ Atlanta	10/7/11
-------	------	-------------------	---------

### FEWEST THREE-POINT FIELD GOALS MADE

Game:	2	@ Los Angeles	9/1/03;
		@ Atlanta	10/7/11

### FEWEST THREE-POINT FIELD GOALS ATTEMPTED

Game:	7	@ Los Angeles	9/1/03
-------	---	---------------	--------

### LOWEST THREE-POINT FIELD-GOAL PERCENTAGE

Game:	.200	(4-20) Phoenix @ Minnesota	9/22/11
-------	------	----------------------------	---------

### FEWEST FREE THROWS MADE

Game:	6	San Antonio @ Minnesota	9/16/11
-------	---	-------------------------	---------

### FEWEST FREE THROWS ATTEMPTED

Game:	7	San Antonio @ Minnesota	9/16/11
-------	---	-------------------------	---------

### LOWEST FREE-THROW PERCENTAGE

Game:	.600	(9-15) Seattle @ Minnesota	9/25/04
-------	------	----------------------------	---------

### FEWEST REBOUNDS

Game:	21	San Antonio @ Minnesota	9/20/11
-------	----	-------------------------	---------

### FEWEST OFFENSIVE REBOUNDS

Game:	3	San Antonio @ Minnesota	9/20/11
-------	---	-------------------------	---------

### FEWEST DEFENSIVE REBOUNDS

Game:	16	@ Los Angeles	8/30/03
-------	----	---------------	---------

### FEWEST ASSISTS

Game:	11	Phoenix @ Minnesota	9/22/11;
		Atlanta @ Minnesota	10/2/11

### FEWEST BLOCKED SHOTS

Game:	1	@ Phoenix	9/25/11;
		@ Atlanta	10/7/11

### FEWEST STEALS

Game:	2	@ Phoenix	9/25/11
-------	---	-----------	---------

### FEWEST PERSONAL FOULS

Game:	14	@ San Antonio	9/18/11;
		San Antonio @ Minnesota	9/20/11

### FEWEST TURNOVERS

Game:	8	Atlanta @ Minnesota	10/5/11
-------	---	---------------------	---------



# 2012 MINNESOTA LYNX MEDIA GUIDE

2011 WNBA CHAMPIONS



## 2004 PLAYOFFS VS. SEATTLE

### FIRST ROUND: Seattle wins series, 2-0.

#### GAME 1 - SEPTEMBER 25 AT TARGET CENTER

	<b>1</b>	<b>2</b>	<b>Final</b>			
Seattle.....	32	38	-	70	<b>Hi Scorer</b>	<b>Hi Assist</b>
Minnesota.....	24	34	-	58	Jackson 14	Sam 7
					Ohlde 17	Williams 8

Attendance - 4,277 Time - 1:51

#### GAME 2 - SEPTEMBER 27 AT KEYARENA

	<b>1</b>	<b>2</b>	<b>Final</b>			
Minnesota.....	27	27	-	54	<b>Hi Scorer</b>	<b>Hi Assist</b>
Seattle.....	28	36	-	64	Abrsimova 14	Williams 4
					Jackson 18	Lennox 7

Attendance - 7,261 Time - 2:01

### 2004 VS. SEATTLE (0-2)

Player	G	GS	Min	FG-A	Pct	3FG-A	Pct	FT-A	Pct	--Rebounds--			Stl	TO	Blk	Pts	Avg		
										Off	Def	Tot							
Ohlde	2	2	74	11-23	.478	0-0	---	6-10	.600	4	6	10	9	5-0	1	6	0	28	14.0
Williams	2	2	72	10-16	.625	0-2	.000	4-4	1.00	5	12	17	6	4-0	1	1	0	24	12.0
Abrsimova	2	2	67	8-23	.348	2-8	.250	2-4	.500	3	6	9	3	7-0	1	3	2	20	10.0
Lassiter	2	0	30	3-7	.429	3-6	.500	0-0	---	0	4	4	1	5-0	2	4	3	9	4.5
Jacobs	2	0	36	3-5	.600	1-2	.500	1-2	.500	0	1	1	2	0-0	0	4	0	8	4.0
Darling	2	2	44	2-9	.222	2-3	.667	1-2	.500	2	1	3	3	4-0	3	11	0	7	3.5
Edwards	2	2	43	1-6	.167	1-5	.200	3-4	.750	1	4	5	2	5-0	3	4	1	6	3.0
Lovelace-Tolbert	2	0	17	2-4	.500	0-1	.000	2-4	.500	1	2	3	1	0-0	0	1	1	6	3.0
Hayden	2	0	16	2-7	.286	0-0	---	0-0	---	0	2	2	0	2-0	0	3	1	4	2.0
Butts	1	0	1	0-0	---	0-0	---	0-0	---	0	0	0	0	1-0	0	2	0	0	0.0
<b>Lynx</b>	<b>2</b>	<b>-</b>	<b>400</b>	<b>42-100</b>	<b>.420</b>	<b>9-27</b>	<b>.333</b>	<b>19-30</b>	<b>.633</b>	<b>16</b>	<b>38</b>	<b>54</b>	<b>27</b>	<b>33-0</b>	<b>11</b>	<b>40</b>	<b>8</b>	<b>112</b>	<b>56.0</b>
<b>Storm</b>	<b>2</b>	<b>-</b>	<b>400</b>	<b>55-125</b>	<b>.440</b>	<b>7-20</b>	<b>.350</b>	<b>17-25</b>	<b>.680</b>	<b>20</b>	<b>41</b>	<b>61</b>	<b>40</b>	<b>34-0</b>	<b>24</b>	<b>27</b>	<b>10</b>	<b>134</b>	<b>67.0</b>

### Game One at Target Center - Saturday, Sept. 25 Seattle 70, Minnesota 58

Lauren Jackson and Sheri Sam combined to score 23 of their 25 points in the second half as Seattle handed the Lynx a 70-58 defeat in Game 1 of their WNBA Playoff series on Sept. 25 at Target Center. The Storm held Minnesota without a basket for the opening five minutes to grab an eight-point lead. Trailing 15-7 midway through the first half, the Lynx rattled off 13 unanswered points over a four-minute stretch. Amanda Lassiter fueled the outburst with three 3-pointers, but after Tamika Williams' layup made it 22-16, Seattle responded with a 12-0 run of its own. Minnesota committed turnovers on seven consecutive possessions, helping the Storm build a 32-24 halftime lead. Two Svetlana Abrsimova baskets cut Seattle's lead to four early in the second half, and the Lynx were within 40-35 before Jackson erupted for 10 points in a span of 3:30 that doubled the Storm's lead to 54-44. After Nicole Ohlde cut the lead to six, Seattle used an 11-4 spurt to grab its biggest lead of the night at 65-52 with 5:40 to play. Tully Bevilacqua's trey capped the run, and Minnesota could get no closer than nine the rest of the way as the Storm picked up the first playoff victory in franchise history. Jackson finished with 14 points, while Sam tallied 11 points, a playoff-career-high 10 rebounds and seven assists. Ohlde's 17 points and six assists led the Lynx, with Williams adding 16 points and eight rebounds, and Lassiter scoring nine points.

### Game Two at KeyArena - Monday, Sept. 27 Seattle 64, Minnesota 54

Lauren Jackson scored 18 points and Seattle advanced to the Western Conference finals with a 64-54 victory over the Lynx on Sept. 27, sweeping the best-of-three series. Nicole Ohlde's three-point play triggered a 7-0 spurt that gave Minnesota a 13-10 lead midway through the first half. The Storm, having lost Sue Bird earlier in the contest due to a broken nose, battled back in front when Alicia Thompson converted a three-point play at the 10:16 mark. The Lynx then used a pair of Stacey Lovelace-Tolbert jumpers to reclaim a four-point margin, but after Vanessa Hayden's layup put Minnesota in front 22-19, Seattle held the Lynx without a basket for more than five minutes and Jackson's basket helped the Storm build a 28-27 halftime edge. Down five early in the second half, Minnesota got nine points from Svetlana Abrsimova in a four-minute stretch to jump ahead 45-41. Seattle rallied to tie before Amber Jacobs struck from 3-point distance for a 48-45 Lynx lead with 9:47 to play, but Minnesota endured a seven-minute drought without a field goal as the Storm took control with a 14-1 run. A Janell Burse layup capped the uprising, which left Seattle ahead 59-49 with 2:51 to play. Abrsimova finally ended the scoring lull, but the Lynx did not threaten down the stretch in suffering their second straight first-round playoff ouster. Abrsimova led Minnesota with 14 points while Ohlde added 11 and Tamika Williams grabbed nine rebounds.







# 2012 MINNESOTA LYNX MEDIA GUIDE

2011 WNBA CHAMPIONS



## 2003 PLAYOFFS VS. LOS ANGELES

### FIRST ROUND: Los Angeles wins series, 2-1.

#### GAME 1 - AUGUST 28 AT TARGET CENTER

	1	2	Final
Los Angeles	49	23	72
Minnesota	32	42	74

Attendance - 3,622	Time - 2:01
<b>Hi Scorer</b>	<b>Hi Assist</b>
Leslie 24	Dixon 5
Smith 23	Burse/Williams 6
	Edwards 9

#### GAME 2 - AUGUST 30 AT STAPLES CENTER

	1	2	Final
Minnesota	26	43	69
Los Angeles	36	44	80

Attendance - 8,128	Time - 2:10
<b>Hi Scorer</b>	<b>Hi Assist</b>
Smith 18	Harrower/Williams 3
Leslie 20	Milton 10
	Teasley 8

#### GAME 3 - SEPTEMBER 1 AT STAPLES CENTER

	1	2	Final
Minnesota	26	38	64
Los Angeles	38	36	74

Attendance - 6,920	Time - 2:03
<b>Hi Scorer</b>	<b>Hi Assist</b>
Williams 17	Edwards 8
Leslie 22	Leslie/Mabika 7
	Teasley 8

### 2003 VS. LOS ANGELES (1-2)

Player	G	GS	Min	FG-A	Pct	3FG-A	Pct	FT-A	Pct	--Rebounds--			Stl	TO	Blk	Pts	Avg		
										Off	Def	Tot							
Smith	3	3	120	18-42	.429	5-14	.357	11-12	.917	3	10	13	9	11-0	1	8	0	52	17.3
Williams	3	3	116	17-28	.607	0-0	---	16-24	.667	12	10	22	3	5-0	7	4	1	50	16.7
Sam	3	0	74	10-28	.357	0-4	.000	6-8	.750	5	11	16	8	6-0	6	8	0	26	8.7
Abrosimova	3	3	69	6-22	.273	3-7	.429	8-8	1.00	1	4	5	4	8-0	4	8	1	23	7.7
Edwards	3	3	83	6-19	.316	4-12	.333	4-4	1.00	1	9	10	19	6-0	5	8	1	20	6.7
Burse	3	3	42	6-18	.333	0-0	---	4-6	.667	2	7	9	2	3-0	4	3	2	16	5.3
Harrower	3	0	65	4-11	.364	2-7	.286	1-2	.500	1	6	7	5	6-0	1	3	0	11	3.7
Van Gorp	3	0	31	2-7	.286	0-0	---	5-8	.625	0	1	1	3	11-0	1	4	3	9	3.0
<b>Lynx</b>	<b>3</b>	<b>-</b>	<b>600</b>	<b>69-175</b>	<b>.394</b>	<b>14-44</b>	<b>.318</b>	<b>55-72</b>	<b>.764</b>	<b>25</b>	<b>58</b>	<b>83</b>	<b>53</b>	<b>56-0</b>	<b>29</b>	<b>47</b>	<b>8</b>	<b>207</b>	<b>69.0</b>
<b>Sparks</b>	<b>3</b>	<b>-</b>	<b>600</b>	<b>87-180</b>	<b>.483</b>	<b>8-30</b>	<b>.267</b>	<b>44-55</b>	<b>.800</b>	<b>25</b>	<b>59</b>	<b>84</b>	<b>61</b>	<b>65-1</b>	<b>27</b>	<b>47</b>	<b>15</b>	<b>226</b>	<b>75.3</b>



### Game One at Target Center - Thursday, August 28 Minnesota 74, Los Angeles 72

Tamika Williams' steal and layup with 7.4 seconds remaining capped a monumental comeback as the Lynx handed Los Angeles a 74-72 setback in Game 1 of the best-of-three WNBA Playoff series on Aug. 28 at Target Center. The Sparks stormed out to a 17-6 lead less than five minutes into the contest, hitting eight of their first nine shots. Lisa Leslie poured in 17 points in the first half, which ended with Los Angeles on top 49-32 after Tamecka Dixon's three-pointer in the closing seconds. A jumper by Dixon gave the Sparks a 21-point advantage early in the second half, but Katie Smith ignited a 9-0 burst that sliced Minnesota's deficit to 53-41. Trailing by 10 with under nine minutes remaining, the Lynx outscored Los Angeles 13-2 to take their first lead of the night at 62-61 on a Williams layup. Leslie answered with a three-point play to reclaim the lead for L.A., but Teresa Edwards put Minnesota back in front 69-68 with a three-pointer at the 2:42 mark. Baskets by Mwadi Mabika and Leslie gave the Sparks a three-point edge in the final minute, setting the stage for a game-tying Smith trey that made it 72-72 with 24.4 seconds left. Williams then stole Mabika's inbound pass and drove for the go-ahead score. Edwards and Janell Burse combined to knock the ball loose from Mabika as time expired. Leslie finished with 24 points and Dixon added 18 for Los Angeles, which lost Nikki Teasley to injury midway through the first half. Smith's 23 points topped the Lynx in their first-ever playoff game, while Williams chipped in 16 points and Edwards handed out nine assists. Minnesota set a WNBA playoff record for largest comeback after trailing by as many as 21 points.

### Game Two at STAPLES Center - Saturday, August 30 Los Angeles 80, Minnesota 69

Lisa Leslie had 20 points and nine rebounds as Los Angeles squared its first-round series by downing the Lynx, 80-69, on Aug. 30 at STAPLES Center. Janell Burse's three-point play gave Minnesota its only lead of the night at 5-3, before Mwadi Mabika sank a three-pointer to put the Sparks on top. Leslie's jumper capped a 10-0 surge that stretched L.A.'s lead to 13 midway through the first half. Trailing 30-15, the Lynx used a 9-2 spurt to close within eight on a Svetlana Abrosimova trey. The half ended with Los Angeles in front 36-26, taking advantage of 15 Minnesota turnovers for 16 points. The Sparks reeled off 10 unanswered points - four each by Leslie and Mabika - to open up the biggest lead of the night at 54-32 with 13:17 remaining. Minnesota battled back to within 73-65 when Teresa Edwards connected from long distance at the 3:05 mark, but the Lynx misfired on a pair of three-point attempts that would have sliced the deficit to five. Leslie answered on L.A.'s next possession, and the Sparks sank five consecutive free throws to seal the win. All five Los Angeles starters reached double figures, with DeLisha Milton and Tamecka Dixon tallying 17 points apiece and Milton grabbing 10 rebounds. Katie Smith's 18 points topped Minnesota, while Tamika Williams added 17 points and seven boards.

### Game Three at STAPLES Center - Monday, September 1 Los Angeles 74, Minnesota 64

Lisa Leslie tallied 22 points and five blocks, and all five Los Angeles starters reached double figures in the series-clinching 74-64 win over the Lynx at STAPLES Center. Leslie scored the final two baskets of a 12-2 surge that gave the Sparks a 28-15 lead with 6:06 left in the first half. Minnesota chipped away with a pair of Katie Smith baskets sandwiched around Teresa Edwards' three-pointer to close within seven, but L.A. outscored the Lynx 6-1 down the stretch to take a 38-26 lead at intermission. DeLisha Milton had 12 first-half points to top the Sparks, who shot 50 percent from the floor while holding Minnesota to 32 percent. A three-point play by Leslie in the second half's opening minute gave Los Angeles its biggest lead of the night at 43-28. The Lynx rallied to within eight on a three-point play by Smith with 8:01 remaining, and Kristi Harrower's trey with 6:10 to play narrowed the deficit to 62-55. However, Mwadi Mabika answered on the Sparks' next possession and Leslie followed with a layup to push the margin back to 11, spoiling the second-half effort of Minnesota's Tamika Williams, who scored all 17 of her team-high points after intermission. Smith chipped in 11 points for the Lynx, while Edwards netted eight points and eight assists. Sheri Sam had seven points, eight rebounds and five steals. Tamecka Dixon scored 14 points for Los Angeles, with Milton and Nikki Teasley adding 13 apiece. Teasley also registered eight assists.



# PRESEASON



2012 MINNESOTA  
LYNX MEDIA GUIDE





# 2012 MINNESOTA LYNX MEDIA GUIDE

2011 WNBA CHAMPIONS



## 2012 PRESEASON INFO

### 2012 Preseason Schedule

Date	Opponent	Site	Time
May 10	Connecticut Sun	Mohegan Sun Arena (Uncasville, CT)	7:00 p.m.
May 15	Chicago Sky	Sports Pavilion (University of Minnesota)	12:00 p.m.

\* All Times Central

### 2011 Preseason Results (2-0)

Date	Score	Opponent	Site
May 24	W 71-66	Indiana Fever	Gangelhoff Center (St. Paul, Minn)
May 31	W 76-70	Indiana Fever	Conseco Fieldhouse (Indianapolis, Ind.)

### 2012 Training Camp Information

**Training Camp Practices:** April 29 - May 17, 2012

Media access will be the final 30 minutes of practice. Lynx players and coaches will be available for interviews immediately following practice. Most practices will be held at the Life Time Fitness Training Center located inside Target Center. The Lifetime Fitness entrance is located on the corner of Sixth Street and First Avenue across the street from Butler Square.

#### Locations

- Life Time Fitness Training Center (Inside Target Center)
- Target Center (Arena Floor) - 600 First Avenue North, Minneapolis, MN

### 2012 Training Camp Schedule

**PRACTICE TIMES AND LOCATIONS ARE SUBJECT TO CHANGE WITHOUT NOTICE.** For day-to-day updates on practice and media availability, please contact the Lynx Public Relations department at (612) 673-1632.

DAY	DATE	LOCATION	PRACTICE 1	PRACTICE 2
Sunday	April 29	Life Time Fitness Training Center	3 - 5:30 p.m.	
Monday	April 30	Life Time Fitness Training Center	11 a.m. - 2 p.m.	
Tuesday	May 1	Life Time Fitness Training Center	11 a.m. - 2 p.m.	
Wednesday	May 2	Life Time Fitness Training Center	11 a.m. - 2 p.m.	
Thursday	May 3	Life Time Fitness Training Center	11 a.m. - 2 p.m.	
Friday	May 4	Life Time Fitness Training Center	2 a.m. - 5 p.m.	
Saturday	May 5	Life Time Fitness Training Center	10 a.m. - 1 p.m.	
Sunday	May 6	Life Time Fitness Training Center	4 - 6 p.m.	
Monday	May 7	Life Time Fitness Training Center	<b>Media Day (11 a.m. - 1 p.m.)</b>	
Tuesday	May 8	Life Time Fitness Training Center	10 a.m. - 12 p.m.	4 - 6 p.m.
Wednesday	May 9	Mohegan Sun Arena	Practice at Connecticut, 5 - 7 p.m.	
Thursday	May 10	<b>Mohegan Sun Arena</b>	<b>Game at Connecticut, 7 p.m.</b>	
Friday	May 11	NO PRACTICE*		
Saturday	May 12	Life Time Fitness Training Center	10 a.m. - 1 p.m.*	
Sunday	May 13	Life Time Fitness Training Center	10 a.m. - 1 p.m.*	
Monday	May 14	Life Time Fitness Training Center	2 - 5 p.m.	
Tuesday	May 15	<b>Sports Pavilion (University of Minnesota)</b>	<b>Game vs. Chicago, 12 p.m.</b>	
Wednesday	May 16	Life Time Fitness Training Center	10 a.m. - 1 p.m.	
Thursday	May 17	Life Time Fitness Training Center	10 a.m. - 1 p.m.	4 - 6 p.m.

\* *Seimone Augustus, Rebekkah Brunson, Maya Moore and Lindsay Whalen will be attending the USA National Team Training Camp in Seattle, Wash. from May 11 - 13.*



# 2012 MINNESOTA LYNX MEDIA GUIDE

2011 WNBA CHAMPIONS



## 2012 PRESEASON INFO

### All-Time Preseason Results

Date	W/L	Score	Opponent	Site
06/04/99	L	76-80	Orlando Miracle	Mankato, Minn.
06/06/99	L	71-81	Orlando Miracle	Orlando Arena
05/13/00	L	68-73	Charlotte Sting	Charlotte Coliseum
05/20/00	W	84-65	Charlotte Sting	Target Center
05/24/00	L	65-78	Utah Starzz	Delta Center
05/26/00	W	95-67	Portland Fire	Rochester, Minn.
05/12/01	W	67-63	Charlotte Sting	Spartanburg, S.C.
05/16/01	L	51-53	Portland Fire	Rose Garden
05/18/01	W	81-63	Utah Starzz	Target Center
05/26/01	W	64-58	Charlotte Sting	Target Center
05/11/02	W	59-50	Charlotte Sting	Target Center
05/18/02	L	67-76	Charlotte Sting	Charlotte, N.C.
05/21/02	L	57-68	Indiana Fever	Target Center
05/06/03	W	86-72	Detroit Shock	Target Center
05/09/03	L	46-52	Washington Mystics	Rochester, Minn.
05/14/03	W	72-64	Detroit Shock	Birch Run, Mich.
05/05/04	W	78-60	Sacramento Monarchs	Albuquerque, N.M.
05/11/04	W	74-65	Detroit Shock	Target Center
05/15/04	W	58-56	Detroit Shock	Pittsburgh, Pa.
05/01/05	L	71-76	Connecticut Sun	Uncasville, Conn.
05/07/05	L	70-76	Detroit Shock	Kansas City, Mo.
05/14/05	L	66-91	Connecticut Sun	Williams Arena (U. of Minn.)
05/13/06	W	84-75	Seattle Storm	Sports Pavilion (U. of Minn.)
05/05/07	L	56-62	San Antonio Silver Stars	Charles Koch Arena (Wichita State Univ.)
05/13/07	W	63-55	Los Angeles Sparks	Pete Maravich Assembly Center (LSU)
05/01/08	W	68-57	Connecticut Sun	Target Center
05/07/08	W	78-64	Indiana Fever	Conseco Fieldhouse
05/11/08	L	105-106 (2OT)	Los Angeles Sparks	Betty Englestad Sioux Center (Grand Forks, ND)
05/23/09	L	51-68	Indiana Fever	Claire Lynch Hall (College of St. Benedict; St. Joseph, Minn.)
04/30/10	L	78-87	Chicago Sky	Galgelhoff Arena (Concordia University, St. Paul)
05/06/10	L	65-74	Chicago Sky	Allstate Arena
05/24/11	W	71-66	Indiana Fever	Galgelhoff Arena (Concordia University, St. Paul)
05/31/11	W	76-70	Indiana Fever	Conseco Fieldhouse

### All-Time Preseason Record

17-16

1999: 0-2	2000: 3-1	2001: 3-1	2002: 1-2	2003: 2-1
2004: 3-0	2005: 0-3	2006: 1-0	2007: 1-1	2008: 2-1
2009: 0-1	2010: 0-2	2011: 2-0		



# OPPONENTS



2012 MINNESOTA  
LYNX MEDIA GUIDE





# 2012 MINNESOTA LYNX MEDIA GUIDE

2011 WNBA CHAMPIONS



Angel McCoughtry



## 2012 SEASON

Aug. 25 @ ATL, 6:00 pm  
Sept. 7 @ MIN, 7:00 pm

**Ownership:** Dream Too LLC (Mary Brock and Kelly Loeffler)  
**CEO:** Pete Canalichio  
**General Manager & Head Coach:** Marynell Meadors  
**Assistant Coaches:** Joe Ciampi, Carol Ross  
**Athletic Trainer:** Kim Moseley  
**Director of Basketball Operations:** Sue Panek  
**Director of Community and Public Relations:** Sprague Paynter  
**Television:** Fox Sports South and SportSouth  
**Home Court:** Phillips Arena (10,160)  
**Team Colors:** Dream Red, Dream Blue, Dream Light Blue, and Dream Navy  
**2011 Season:** 20-14; 3rd place in Eastern Conference  
**2011 Postseason:** Lost in the WNBA Finals to Minnesota (0-3); Defeated Indiana in Eastern Conference Finals (2-1); Defeated Connecticut in Eastern Conference Semi-Finals (2-0)  
**All-Time Record (Founded):** 61-75 (2008)

**SERIES FACTS**  
**Overall:** 5-3 · **Home:** 2-2 · **Road:** 3-1 · **Playoffs:** 3-0  
**Current Streak:** W3 · **Home:** W2 · **Road:** W1  
**Last Home Win:** 06/17/11 (96-85)  
**Last Home Loss:** 07/15/09 (77-91)  
**Last Road Win:** 06/19/11 (77-64)  
**Last Road Loss:** 07/01/10 (58-76)  
**Biggest Lynx Win:** 13; 06/19/11, Atlanta, 77-64  
**Lynx High Point Total:** 96; 06/17/11, Minnesota, 96-85  
**Lynx Low Point Total:** 58; 07/01/10, Atlanta, 58-76  
**Dream largest margin of victory:** 18; 07/01/10, Atlanta, 76-58  
**Dream High Point Total:** 91; 07/15/09, Minnesota, 91-77  
**Dream Low Point Total:** 64; 06/19/11, Atlanta, 77-64

## 2011 LYNX VS. DREAM (2-0)

Date	Site	W/L	Score	Lynx High	Dream High	Attendance
06/17/11	MIN	W	96-85	Augustus, 25	McCoughtry, 27	7,556
06/19/11	ATL	W	77-64	Augustus, 19	Harding, 14	7,274

## 2011 SEASON SERIES STATS

MINNESOTA		G-GS	MIN	FG-FGA	PCT	3FG-A	PCT	FT-FTA	PCT	OFF	DEF	REB	AST	PF-DQ	STL	TO	BLK	PTS	AVG	HI
PLAYER																				
Augustus		2-2	61	16-27	.593	1-2	.500	11-12	.917	2	9	11	3	3-0	2	1	1	44	22.0	25
Whalen		2-2	56	12-17	.706	1-2	.500	4-5	.800	2	2	4	13	6-0	3	3	0	29	14.5	16
Brunson		2-2	64	10-18	.556	0-0	---	8-10	.800	6	18	24	1	6-0	3	3	0	28	14.0	18
Moore		2-2	59	10-26	.385	1-7	.143	4-6	.667	3	7	10	9	7-0	3	3	1	25	12.5	13
McWilliams-Franklin		2-2	58	5-17	.294	0-0	---	3-4	.750	8	7	15	6	9-0	2	6	0	13	6.5	8
Adair		1-0	10	1-3	.333	0-0	---	2-2	1.000	2	2	4	0	2-0	0	1	1	4	4.0	4
Wiggins		2-0	30	3-12	.250	1-8	.125	1-4	.250	0	4	4	4	3-0	2	5	1	8	4.0	4
Wright		2-0	26	2-10	.200	0-2	.000	4-5	.800	1	2	3	3	4-0	1	3	0	8	4.0	8
Houston		2-0	12	3-6	.500	1-3	.333	0-0	---	0	1	1	0	2-0	2	0	0	7	3.5	7
Harris		2-0	16	1-4	.250	0-0	---	2-2	1.000	1	2	3	1	3-0	0	3	0	4	2.0	4
Hornbuckle		2-0	9	1-1	1.000	0-0	---	0-0	---	0	5	5	1	4-0	0	2	0	3	1.5	3
LYNX		2	400	64-141	.454	6-25	.240	39-50	.780	25	59	84	41	49-0	18	32	4	173	86.5	96
ATLANTA		G-GS	MIN	FG-FGA	PCT	3FG-A	PCT	FT-FTA	PCT	OFF	DEF	REB	AST	PF-DQ	STL	TO	BLK	PTS	AVG	HI
PLAYER																				
McCoughtry		2-2	54	11-31	.355	1-4	.250	14-18	.778	7	4	11	4	5-0	4	7	0	37	18.5	27
de Souza		2-2	60	13-23	.565	0-0	---	2-2	1.000	10	13	23	1	7-0	1	9	5	28	14.0	18
Harding		2-2	48	5-21	.238	1-2	.500	8-13	.615	1	2	3	4	5-0	0	1	0	19	9.5	14
Lehning		2-0	29	6-8	.750	1-2	.500	4-5	.800	2	1	3	2	3-0	1	5	0	17	8.5	11
Castro Marques		2-2	44	5-17	.294	2-7	.286	2-2	1.000	0	2	2	6	4-0	1	2	0	14	7.0	12
Paris		1-0	14	3-3	1.000	0-0	---	1-2	.500	1	3	4	1	1-0	0	0	0	7	7.0	7
C. Miller		2-0	39	4-14	.286	1-5	.200	3-3	1.000	3	6	9	3	7-0	0	1	0	10	5.0	10
Irvin		2-1	33	3-6	.500	0-1	.000	2-4	.500	0	3	3	1	3-0	0	2	1	8	4.0	8
Price		2-0	31	1-7	.143	0-0	---	3-6	.500	5	1	6	1	2-0	2	2	0	5	2.5	3
Bales		2-1	31	2-7	.286	0-2	.000	0-1	.000	2	6	8	2	5-0	1	4	0	4	2.0	2
Mazzante		2-0	17	0-6	.000	0-0	---	0-0	---	0	2	0	2	1-0	1	1	0	0	0.0	0
DREAM		2	400	53-143	.371	6-29	.207	37-58	.638	31	43	74	25	43-0	11	34	7	149	74.5	85

# ATLANTA DREAM

Eastern Conference


Phillips Arena • 225 Peachtree Street NE, Suite 2400 • Atlanta, GA 30303  
(877) 977-7729 • Fax: (678) 510-7489





# 2012 MINNESOTA LYNX MEDIA GUIDE

2011 WNBA CHAMPIONS



Sylvia Fowles



## 2012 SEASON

June 23 @ MIN, 11:30 am  
Sept. 11 @ CHI, 7:00 pm

**Principle Owner:** Michael Alter  
**Chairman/Minority Owner:** Margaret Stender  
**President/CEO:** Adam Fox  
**General Manager & Head Coach:** Pokey Chatman  
**Assistant Coaches:** Jeff House, Christie Sides  
**Head Athletic Trainer:** Natalie Meckstroth  
**Director of Media Relations:** Will Steinberg  
**Television:** CN 1000  
**Home Court:** Allstate Arena (18,500)  
**Team Colors:** Light Blue, Yellow and White  
**2011 Season:** 14-20; 5th in Eastern Conference  
**2011 Postseason:** N/A  
**All-Time Record (Founded):** 75-129 (2006)

## SERIES FACTS

**Overall:** 6-6 · **Home:** 3-3 · **Road:** 3-3  
**Current Streak:** W3 · **Home:** W1 · **Road:** W2  
**Last Home Win:** 09/08/11 (78-69)  
**Last Home Loss:** 05/29/10 (58-73)  
**Last Road Win:** 08/12/11 (79-76)  
**Last Road Loss:** 08/15/09 (76-79)  
**Lynx largest margin of victory:** 17; 6/06/09, Minnesota, 102-85  
**Lynx high point total:** 102; 6/06/09, Minnesota, 102-85  
**Lynx low point total:** 58; 5/29/10, Minnesota, 58-73  
**Sky largest margin of victory:** 15; 5/29/10, Minnesota, 58-73  
**Sky high point total:** 85; 6/06/09, Minnesota, 85-102  
**Sky low point total:** 69; (2x) MR: 09/08/11, Chicago, 78-69

## 2011 LYNX VS. SKY (2-0)

Date	Site	W/L	Score	Lynx High	Sky High	Attendance
08/12/11	CHI	W	79-76	Whalen, 16	Fowles, 28	6,289
09/08/11	MIN	W	78-69	Augustus, 22	Fowles/Thorn, 17	8,781

## 2011 SEASON SERIES STATS

MINNESOTA	G-GS	MIN	FG-FGA	PCT	3FG-FGA	PCT	FT-FTA	PCT	OFF	DEF	TOT	AST	PF-DQ	STL	TO	BLK	PTS	AVG	HI
<b>PLAYER</b>																			
Augustus	2-2	64	14-31	.452	3-5	.600	5-5	1.000	1	5	6	2	2-0	1	1	1	36	18.0	22
Whalen	2-2	58	17-24	.708	0-1	.000	2-5	.400	1	10	11	16	2-0	3	2	0	36	18.0	20
Moore	2-2	57	9-22	.409	4-10	.400	7-9	.778	4	8	12	4	4-0	1	6	4	29	14.5	16
Wiggins	2-0	43	5-12	.417	5-8	.625	2-2	1.000	1	8	9	1	4-0	1	3	1	17	8.5	12
Harris	1-0	17	3-9	.375	0-0	---	0-0	---	3	2	5	1	4-0	1	0	0	6	6.0	6
Wright	2-0	32	4-7	.571	0-2	.000	2-2	1.000	0	4	4	0	2-0	2	1	0	10	5.0	6
Adair	2-0	31	3-8	.375	0-0	---	3-4	.750	5	3	8	2	5-0	0	1	4	9	4.5	6
McWilliams-Franklin	2-2	43	4-18	.222	0-2	.000	1-4	.250	1	6	7	2	2-0	3	4	1	9	4.5	6
Brunson	2-2	46	1-9	.111	0-0	---	3-4	.750	4	11	15	0	2-0	0	1	1	5	2.5	3
Hornbuckle	1-0	1	0-0	---	0-0	---	0-0	---	0	0	0	0	0-0	0	0	0	0	0.0	0
Houston	1-0	7	0-1	.000	0-1	.000	0-0	---	1	2	3	0	2-0	0	1	0	0	0.0	0
<b>LYNX</b>	<b>2</b>	<b>400</b>	<b>60-140</b>	<b>.429</b>	<b>12-29</b>	<b>.414</b>	<b>25-36</b>	<b>.694</b>	<b>21</b>	<b>59</b>	<b>80</b>	<b>28</b>	<b>29-0</b>	<b>12</b>	<b>23</b>	<b>12</b>	<b>157</b>	<b>78.5</b>	<b>79</b>

CHICAGO	G-GS	MIN	FG-FGA	PCT	3FG-FGA	PCT	FT-FTA	PCT	OFF	DEF	TOT	AST	PF-DQ	STL	TO	BLK	PTS	AVG	HI
<b>PLAYER</b>																			
Fowles	2-2	75	18-26	.692	0-0	---	9-9	1.000	5	14	19	3	6-0	3	4	4	45	22.5	28
Young	2-2	66	8-19	.421	0-1	.000	6-8	.750	3	7	10	2	6-0	4	2	0	22	11.0	16
Prince	2-1	52	7-24	.292	4-12	.333	2-4	.500	3	4	7	0	4-0	0	0	0	20	10.0	12
Thorn	2-1	26	6-11	.545	4-7	.571	1-1	1.000	0	2	2	2	1-0	0	2	0	17	8.5	17
Murphy	1-0	18	4-9	.444	0-1	.000	0-0	---	1	2	3	0	0-0	2	3	0	8	8.0	8
Vandersloot	2-1	48	6-23	.261	1-7	.143	3-3	1.000	0	7	7	12	8-0	1	4	2	16	8.0	9
Swords	2-1	27	4-7	.571	0-0	---	1-1	1.000	3	7	10	4	0-0	0	0	3	9	4.5	9
Kraayeveld	2-0	18	1-5	.200	1-4	.250	0-0	---	0	0	0	2	2-0	1	2	1	3	1.5	3
Snow	2-1	38	1-7	.143	0-0	---	1-1	1.000	0	6	6	3	3-0	0	0	4	3	1.5	3
Canty	2-1	29	1-9	.111	0-1	.000	0-2	.000	0	0	0	2	2-0	0	3	0	2	1.0	2
Wisdom-Hytton	1-0	3	0-0	---	0-0	---	0-0	---	0	0	0	0	0-0	0	0	0	0	0.0	0
<b>SKY</b>	<b>2</b>	<b>400</b>	<b>56-140</b>	<b>.400</b>	<b>10-33</b>	<b>.303</b>	<b>23-29</b>	<b>.793</b>	<b>15</b>	<b>49</b>	<b>64</b>	<b>30</b>	<b>32-0</b>	<b>11</b>	<b>22</b>	<b>14</b>	<b>145</b>	<b>72.5</b>	<b>76</b>

# CHICAGO SKY

Eastern Conference

Allstate Arena • 6920 Mannheim Road • Rosemont, IL 60018  
 Sky Offices • 5500 W Howard St • Skokie, IL 60077  
 (312) 994-5984 • Fax: (312) 828-9979



# 2012 MINNESOTA LYNX MEDIA GUIDE

2011 WNBA CHAMPIONS



Tina Charles



## 2012 SEASON

June 1 @ CON, 6:00 pm  
July 7 @ MIN, 7:00 pm

**Owner:** The Mohegan Tribe  
**Chief Executive Officer / Governor:** Mitchell Etes  
**Chief Operating Officer / Alternate Governor:** Jeffrey Hartmann  
**Vice President and General Manager:** Christopher Sienko  
**Head Coach:** Michael Thibault  
**Assistant Coaches:** Bernadette Mattox, Scott Hawk  
**Head Athletic Trainer:** Jeremy Norman  
**Strength and Conditioning Coach:** Joanna Hopkins  
**Media Relations Manager:** Bill Tavares  
**Radio:** www.connecticutsun.com (webcast)  
**Home Court:** Mohegan Sun Arena (9,323)  
**Team Colors:** White, Red, Blue, Yellow  
**2011 Season:** 21-13; 2nd in Eastern Conference  
**2011 Postseason:** Lost in the Eastern Conference Semi-Finals to Atlanta (2-0)  
**All-Time Record (Founded):** 241-183 (1999 – Orlando Miracle)

## SERIES FACTS

**Overall:** 11-13 · Home: 8-4 · Road: 3-9  
**Current Streak:** L1 - Home: W3 - Road: L7  
**Last Home Win:** 07/09/11 (90-67)  
**Last Home Loss:** 06/10/08 (66-75)  
**Last Road Win:** 07/22/04 (68-52)  
**Last Road Loss:** 08/16/11 (79-108)  
**Lynx largest margin of victory:** 23; 07/09/11, Minnesota, 90-67  
**Lynx high point total:** 111; 08/03/10, Minnesota, 111-103 OT  
**Lynx low point total:** 49; 07/21/01, Orlando, 49-71  
**Sun largest margin of victory:** 29; 08/16/11, Connecticut, 79-108  
**Sun high point total:** 108; 08/16/11, Connecticut, 79-108  
**Sun low point total:** 52; 07/22/04, Connecticut, 52-68  
 (\*Includes results as Orlando Miracle)

## 2011 LYNX VS. SUN (1-1)

Date	Site	W/L	Score	Lynx High	Sun High	Attendance
07/09/11	MIN	W	90-67	Moore, 26	Jones, 13	8,205
08/16/11	CON	L	79-108	Whalen, 20	Montgomery, 17	9,323

## 2011 SEASON SERIES STATS

MINNESOTA		G-GS	MIN	FG-FGA	PCT	3FG-A	PCT	FT-FTA	PCT	OFF	DEF	REB	AST	PF-DQ	STL	TO	BLK	PTS	AVG	HI
PLAYER																				
Augustus		2-2	57	13-29	.448	2-5	.400	3-4	.750	1	8	9	5	4-0	1	4	0	31	15.5	20
Whalen		2-2	54	10-21	.476	1-3	.333	8-9	.889	1	6	7	10	2-0	1	3	1	29	14.5	20
Moore		2-2	47	10-21	.476	6-12	.500	2-2	1.000	3	4	7	5	4-0	0	1	0	28	14.0	26
Brunson		2-2	50	10-16	.625	0-0	---	3-4	.750	2	13	15	1	5-0	0	2	0	23	11.5	12
Wiggins		2-0	36	5-15	.333	3-11	.273	2-4	.500	0	5	5	5	2-0	0	0	0	15	7.5	8
McWilliams-Franklin		2-2	49	5-12	.417	1-1	1.000	0-0	---	3	10	13	4	2-0	3	0	0	11	5.5	6
Wright		2-0	24	4-9	.444	1-3	.333	1-2	.500	1	2	3	0	5-0	1	0	2	10	5.0	7
Houston		2-0	20	4-8	.500	0-2	.000	1-2	.500	1	0	1	2	3-0	0	3	1	9	4.5	9
Harris		2-0	31	3-7	.429	0-0	---	0-0	---	2	5	7	3	3-0	0	3	2	6	3.0	4
Adair		2-0	13	2-5	.400	0-0	---	1-4	.250	2	2	4	0	3-0	0	3	1	5	2.5	5
Hornbuckle		2-0	20	1-4	.250	0-1	.000	0-0	---	2	1	3	3	2-0	2	1	1	2	1.0	2
<b>LYNX</b>		<b>2</b>	<b>400</b>	<b>67-147</b>	<b>.456</b>	<b>14-38</b>	<b>.368</b>	<b>21-31</b>	<b>.677</b>	<b>18</b>	<b>56</b>	<b>74</b>	<b>38</b>	<b>35-0</b>	<b>8</b>	<b>23</b>	<b>8</b>	<b>169</b>	<b>84.5</b>	<b>90</b>
CONNECTICUT		G-GS	MIN	FG-FGA	PCT	3FG-A	PCT	FT-FTA	PCT	OFF	DEF	REB	AST	PF-DQ	STL	TO	BLK	PTS	AVG	HI
PLAYER																				
Montgomery		2-2	51	11-27	.407	3-8	.375	6-9	.667	2	4	6	9	2-0	2	0	0	31	15.5	17
Jones		2-2	52	13-24	.542	0-0	---	2-4	.500	5	5	10	4	2-0	0	4	3	28	14.0	15
Griffin		2-0	40	7-13	.538	0-3	.000	12-13	.923	3	5	8	4	3-0	3	0	0	26	13.0	14
Charles		2-2	56	8-24	.333	0-0	---	6-7	.857	8	18	26	1	5-0	0	3	2	22	11.0	16
Lawson		2-1	52	7-19	.368	6-10	.600	2-2	1.000	0	5	5	7	1-0	0	1	0	22	11.0	16
McCray		2-1	32	4-13	.308	2-5	.400	2-2	1.000	0	3	3	2	3-0	1	3	0	12	6.0	7
Greene		2-2	40	5-9	.556	1-1	1.000	0-2	.000	0	5	5	2	2-0	3	1	1	11	5.5	7
White		2-0	41	4-13	.308	2-9	.222	0-0	---	0	3	3	4	1-0	2	1	1	10	5.0	7
Walker		1-0	7	2-2	1.000	0-0	---	0-0	---	1	0	1	0	2-0	1	1	0	4	4.0	4
Hightower		2-0	14	3-5	.600	1-2	.500	0-0	---	0	1	1	2	2-0	1	1	1	7	3.5	7
Breland (TOT)		1-0	3	1-1	1.000	0-0	---	0-0	---	0	0	0	0	0-0	0	0	0	2	2.0	2
Breland (CT)		1-0	3	1-1	1.000	0-0	---	0-0	---	0	0	0	0	0-0	0	0	0	2	2.0	2
Moore		2-0	11	0-0	---	0-0	---	0-0	---	0	0	0	0	3-0	0	2	0	0	0.0	0
<b>SUN</b>		<b>2</b>	<b>400</b>	<b>65-150</b>	<b>.433</b>	<b>15-38</b>	<b>.395</b>	<b>30-39</b>	<b>.769</b>	<b>19</b>	<b>49</b>	<b>68</b>	<b>35</b>	<b>27-0</b>	<b>13</b>	<b>19</b>	<b>7</b>	<b>175</b>	<b>87.5</b>	<b>108</b>

# CONNECTICUT SUN

Eastern Conference

Mohegan Sun Arena • One Mohegan Sun Boulevard • Uncasville, CT 06382  
(860) 862-4000 • Fax: (860) 862-4010





# 2012 MINNESOTA LYNX MEDIA GUIDE

2011 WNBA CHAMPIONS



Tamika Catchings



## 2012 SEASON

Sept. 14 @ IND, 6:00 pm  
Sept. 16 @ MIN, 6:00 pm

**Owner, Chairman and CEO:** Herb Simon  
**COO & General Manager:** Kelly Krauskopf  
**Head Coach:** Lin Dunn  
**Assistant Coach:** Mickie DeMoss, Stephanie White  
**Head Athletic Trainer:** Craig Stull  
**Strength Coach:** Emily Novitsky  
**Director of Media Relations:** Kevin Messenger  
**Television:** Fox Sports Indiana  
**Radio:** 1070 The Fan  
**Home Court:** Bankers Life Fieldhouse (9,643)  
**Team Colors:** Red, Blue, Gold  
**2011 Season:** 21-13; 1st in the Eastern Conference  
**2011 Postseason:** Lost in the Eastern Conference Finals to Atlanta (1-2); Defeated New York in Eastern Conference Semi-Finals (2-1)  
**All-Time Record (Founded):** 210-192 (2000)

## SERIES FACTS

**Overall:** 10-12 · Home: 5-6 · Road: 5-6  
**Current Streak:** W1 - Home: L3 - Road: W4  
**Last Home Win:** 09/09/08 (86-76)  
**Last Home Loss:** 06/26/11 (75-78)  
**Last Road Win:** 07/15/11 (80-70)  
**Last Road Loss:** 05/19/07 (64-83)  
**Lynx largest margin of victory:** 22; 06/07/09, Indiana, 96-74  
**Lynx high point total:** 96; 06/07/09, Indiana, 96-74  
**Lynx low point total:** 51; 06/06/10, Minnesota, 51-89  
**Fever largest margin of victory:** 38; 06/06/10, Minnesota, 89-51  
**Fever high point total:** 91; 08/13/09, Minnesota, 91-81  
**Fever low point total:** 45; 07/19/05, Minnesota, 45-66

## 2011 LYNX VS. FEVER (1-1)

Date	Site	W/L	Score	Lynx High	Fever High	Attendance
06/26/11	MIN	L	75-78	Moore, 21	Douglas, 22	7,117
07/15/11	IND	W	80-70	Brunson, 20	Catchings, 22	7,538

## 2011 SEASON SERIES STATS

MINNESOTA		G-GS	MIN	FG-FGA	PCT	3FG-A	PCT	FT-FTA	PCT	OFF	DEF	REB	AST	PF-DO	STL	TO	BLK	PTS	AVG	HI
PLAYER																				
Moore	2-2	62	15-30	.500	4-8	.500	5-6	.833	5	6	11	5	6	11	3	2	1	39	19.5	21
Brunson	2-2	63	14-22	.636	0-0	---	0-0	---	9	10	19	3	8	0	1	3	1	28	14.0	20
Whalen	2-2	62	9-20	.450	2-5	.400	8-10	.800	2	5	7	11	4	0	3	4	1	28	14.0	16
Augustus	2-2	60	9-26	.346	2-4	.500	2-4	.500	0	4	4	4	1	4	1	4	1	22	11.0	12
McWilliams-Franklin	2-2	64	7-20	.350	0-0	---	0-0	---	8	9	17	5	5	0	2	4	3	14	7.0	10
Adair	2-0	18	4-7	.571	0-0	---	5-9	.556	6	1	7	0	3	0	2	1	13	6.5	7	
Wright	2-0	25	3-6	.500	0-0	---	0-0	---	0	3	3	2	0	0	1	3	0	6	3.0	4
Wiggins	2-0	22	1-5	.200	0-2	.000	1-2	.500	0	5	5	2	2	0	0	1	0	3	1.5	3
Houston	2-0	4	1-3	.333	0-0	---	0-0	---	2	1	3	0	1	0	0	0	0	2	1.0	2
Harris	2-0	11	0-2	.000	0-0	---	0-0	---	0	0	0	2	1	0	0	0	0	0	0.0	0
Hornbuckle	1-0	9	0-0	---	0-0	---	0-0	---	0	1	1	0	1	0	1	2	0	0	0.0	0
<b>LYNX</b>	<b>2</b>	<b>400</b>	<b>63-141</b>	<b>.447</b>	<b>8-19</b>	<b>.421</b>	<b>21-31</b>	<b>.677</b>	<b>32</b>	<b>45</b>	<b>77</b>	<b>35</b>	<b>35-0</b>	<b>12</b>	<b>29</b>	<b>8</b>	<b>155</b>	<b>77.5</b>	<b>80</b>	

INDIANA		G-GS	MIN	FG-FGA	PCT	3FG-A	PCT	FT-FTA	PCT	OFF	DEF	REB	AST	PF-DO	STL	TO	BLK	PTS	AVG	HI
PLAYER																				
Catchings	2-2	66	13-28	.464	3-9	.333	10-10	1.000	3	8	11	3	5	0	2	2	1	39	19.5	22
Douglas	2-2	66	13-25	.520	4-12	.333	2-4	.500	1	9	10	5	2	0	7	1	32	16.0	22	
Davenport	2-2	43	8-14	.571	0-0	---	5-6	.833	2	6	8	1	4	0	4	2	21	10.5	13	
Pohlman	2-0	44	5-9	.556	4-7	.571	2-2	1.000	0	2	2	2	1	3	0	2	16	8.0	10	
Phillips	2-1	36	5-15	.333	1-4	.250	0-0	---	2	3	5	3	7	0	1	2	0	11	5.5	11
January	1-1	31	1-6	.167	1-2	.500	2-2	1.000	0	1	1	4	2	0	0	1	5	5.0	7	
Sutton-Brown	2-0	36	2-7	.286	0-1	.000	6-8	.750	3	1	4	2	3	0	2	2	10	5.0	7	
Zellous	2-0	31	1-6	.167	1-5	.200	2-2	1.000	0	4	4	5	7	0	1	1	5	2.5	5	
Smith	2-2	21	1-4	.250	0-1	.000	2-2	1.000	1	3	4	2	4	0	1	3	0	4	2.0	2
Bobbitt	2-0	13	1-3	.333	1-2	.500	0-0	---	1	0	1	2	1	0	1	0	3	1.5	3	
Ely	2-0	14	1-3	.333	0-0	---	0-0	---	0	2	2	0	1	0	0	2	1	2.0	2	
<b>FEVER</b>	<b>2</b>	<b>400</b>	<b>51-120</b>	<b>.425</b>	<b>15-43</b>	<b>.349</b>	<b>31-36</b>	<b>.861</b>	<b>13</b>	<b>39</b>	<b>52</b>	<b>31</b>	<b>36-0</b>	<b>14</b>	<b>29</b>	<b>8</b>	<b>148</b>	<b>74.0</b>	<b>78</b>	

# INDIANA FEVER

Eastern Conference

Bankers Life Fieldhouse • 125 S. Pennsylvania Street • Indianapolis, IN 46204  
(317) 917-2844 • Fax: (317) 917-2799



# 2012 MINNESOTA LYNX MEDIA GUIDE

2011 WNBA CHAMPIONS



Candace Parker



## 2012 SEASON

May 24 @ MIN, 7:00 pm  
July 5 @ LA, 2:00 pm  
Sept. 4 @ MIN, 7:00 pm  
Sept. 20 @ LA, 9:30 pm

**Majority Investor:** Williams Group Holdings LLC  
**CEO:** Paula Williams Madison  
**President:** Mike Levy  
**Vice President/General Manager:** Penny Toler  
**Head Coach:** Carol Ross  
**Assistant Coaches:** Sandy Brondello, Jim Lewis  
**Athletic Trainer:** Courtney Watson  
**Director, Communications:** Shawn Trondsen  
**Television:** KDOC and Time Warner Cable SoCal 101  
**Home Court:** Staples Center (13,141)  
**Team Colors:** Purple, Teal, Yellow  
**2011 Season:** 15-19; 5th in Western Conference  
**2011 Postseason:** N/A  
**All-Time Record (Founded):** 294-198 (1997)

## SERIES FACTS

**Overall:** 13-34 · **Home:** 9-15 · **Road:** 4-19 · **Playoffs:** 1-2  
**Current Streak:** W4 · **Home:** W3 · **Road:** W1  
**Last Home Win:** 08/20/11 (87-68)  
**Last Home Loss:** 08/12/10 (77-78)  
**Last Road Win:** 08/07/11 (84-78)  
**Last Road Loss:** 06/03/11 (74-82)  
**Lynx largest margin of victory:** 43; 05/31/06, Minnesota, 114-71  
**Lynx high point total:** 114; 05/31/06, Minnesota, 114-71  
**Lynx low point total:** 54; 08/18/99, Los Angeles, 54-72  
**Sparks largest margin of victory:** 29; 09/11/09, Los Angeles, 90-61  
**Sparks high point total:** 100; 07/08/01, Los Angeles, 100-95 (OT)  
**Sparks low point total:** 58; (2x) MR: 06/16/07, Minnesota, 58-83

## 2011 LYNX VS. SPARKS (4-1)

Date	Site	W/L	Score	Lynx High	Sparks High	Attendance
06/03/11	LA	L	74-82	Moore, 21	Parker, 19	13,589
06/05/11	MIN	W	86-69	Augustus, 17	Toliver, 13	10,123
07/26/11	MIN	W	85-72	Augustus, 22	Toliver, 28	8,044
08/07/11	LA	W	84-78	Whalen, 24	Milton-Jones, 18	13,528
08/20/11	MIN	W	87-68	Augustus, 17	Parker, 18	8,816

## 2011 SEASON SERIES STATS

MINNESOTA	G	GS	MIN	FG-FGA	PCT	3FG-FGA	PCT	FT-FTA	PCT	OFF	DEF	TOT	AST	PF-DO	STL	TO	BLK	PTS	AVG	HI
PLAYER																				
Augustus	5-5	149	35-70	500	3-12	250	8-8	1.000	6	10	16	12	3-0	6	6	4	81	16.2	22	
Whalen	5-5	134	27-48	563	3-7	429	12-18	.667	6	9	15	32	12-0	5	15	0	69	13.8	24	
Moore	5-5	138	22-61	361	8-28	286	10-13	.769	6	13	19	15	17-0	7	5	1	62	12.4	21	
Brunson	5-5	145	21-40	525	0-0	---	11-15	.733	19	24	43	18	18-0	8	9	1	53	10.6	18	
McWilliams-Franklin	5-3	151	19-43	442	0-0	---	7-8	.875	15	15	30	18	18-1	5	4	1	45	9.0	14	
Wright	4-0	58	11-20	550	2-5	400	4-4	1.000	1	7	8	3	4-0	2	3	1	28	7.0	11	
Wiggins	5-0	88	10-24	417	8-17	471	3-4	.750	2	4	6	9	7-0	4	3	0	31	6.2	13	
Harris	3-0	27	4-13	308	0-0	---	7-10	.700	6	4	10	2	3-0	0	0	1	15	5.0	11	
Adair	4-0	39	6-15	400	0-0	---	2-3	.667	5	6	11	0	6-0	0	3	2	14	3.5	8	
Hornbuckle	5-0	30	3-9	333	3-6	500	0-0	---	1	4	5	2	5-0	0	4	0	9	1.8	4	
Houston	5-0	42	4-15	267	1-5	200	0-0	---	3	10	13	2	4-0	2	5	0	9	1.8	4	
LYNX	5	1000	162-358	453	28-80	350	64-83	.771	70	106	176	104	87-2	40	39	61	11	416	83.2	87

LOS ANGELES	G	GS	MIN	FG-FGA	PCT	3FG-FGA	PCT	FT-FTA	PCT	OFF	DEF	TOT	AST	PF-DO	STL	TO	BLK	PTS	AVG	HI
PLAYER																				
Parker	3-3	94	19-40	475	4-7	571	6-12	.500	4	21	25	9	7-0	4	6	3	48	16.0	19	
Thompson	5-5	134	23-52	442	6-21	286	11-13	.846	9	12	21	3	12-0	3	11	3	63	12.6	17	
Toliver	5-2	94	21-41	512	12-23	522	8-11	.727	0	4	4	5	6-0	1	18	0	62	12.4	28	
Hoffman	5-2	117	17-29	586	4-8	500	7-8	.875	11	16	27	3	11-0	4	8	1	45	9.0	24	
Milton-Jones	5-5	119	15-35	429	0-2	000	9-9	1.000	8	8	16	8	16-0	4	14	1	39	7.8	18	
Penicheiro	5-3	107	11-18	611	3-5	600	5-6	.833	1	9	10	17	9-0	2	12	0	30	6.0	16	
Lavender	5-0	59	10-17	588	0-0	---	5-6	.833	3	11	14	1	6-0	0	3	2	25	5.0	11	
O'Hea	5-1	88	5-19	263	5-14	357	9-11	.818	1	5	6	7	12-0	4	2	0	24	4.8	9	
Quinn	5-4	107	6-19	316	3-7	429	1-2	.500	2	13	15	13	3-0	1	2	1	16	3.2	11	
Lacy	5-0	52	5-20	250	0-1	000	1-2	.500	3	7	10	6	3-0	1	11	0	11	2.2	7	
Pringle	4-0	28	3-5	600	0-0	---	0-0	---	1	3	4	2	3-0	0	3	2	6	1.5	7	
SPARKS	5	1000	135-295	458	37-88	420	62-80	.775	43	109	152	74	88-0	24	91	13	369	73.8	82	

# LOS ANGELES SPARKS

Western Conference

Staples Center • 1111 S Figueroa Street, Suite 104 • Los Angeles, CA 90017  
Sparks Offices • 888 S Figueroa Street, Suite 104 • Los Angeles, CA 90017  
(213) 929-1300 • Fax: (213) 929-1325





# 2012 MINNESOTA LYNX MEDIA GUIDE

2011 WNBA CHAMPIONS



Cappie Pondexter



## 2012 SEASON

May 22 @ NY, 6:00 pm  
June 21 @ MIN, 7:00 pm

**Ownership:** The Madison Square Garden Company  
**President/Chief Executive Officer:** Hank Ratner  
**Exec. Chairman/Chief Executive Officer:** James Dolan  
**President, MSG Sports:** Scott O'Neil  
**Head Coach and General Manager:** John Whisenant  
**Assistant Coaches:** Monique Ambers, Norm Ellenberger  
**Head Athletic Trainer:** Laura Ramus  
**Vice President, Public Relations, MSG Sports:** Stacey Escudero  
**Manager, Corporate Communications:** Alyson Furch  
**Television:** MSG Network  
**Home Court:** Prudential Center (18,500)  
**Team Colors:** Blue, Seafoam Green, Orange, Black  
**2011 Season:** 19-15; 4th in Eastern Conference  
**2011 Postseason:** Lost in the Eastern Conference Semi-Finals to Indiana (1-2)  
**All-Time Record (Founded):** 264-228 (1997)

## SERIES FACTS

**Overall:** 9-14 · Home: 3-9 · Road: 6-5  
**Current Streak:** W1 · Home: L2 · Road: W2  
**Last Home Win:** 06/23/09 (69-57)  
**Last Home Loss:** 09/02/11 (62-78)  
**Last Road Win:** 09/04/11 (86-68)  
**Last Road Loss:** 08/23/09 (67-80)  
**Lynx largest margin of victory:** 22; 06/24/08, Minnesota, 91-69  
**Lynx high point total:** 91; 06/24/08, Minnesota, 91-69  
**Lynx low point total:** 47; 07/24/05, Minnesota, 47-59  
**Liberty largest margin of victory:** 16; 09/02/11, Minnesota, 62-78  
**Liberty high point total:** 93; 06/24/06, Minnesota, 93-83  
**Liberty low point total:** 49; 08/06/02, New York, 49-52

## 2011 LYNX VS. LIBERTY (1-1)

Date	Site	W/L	Score	Lynx High	Liberty High	Attendance
09/02/11	MIN	L	62-78	Augustus, 17	Mitchell, 24	8,929
09/04/11	NY	W	86-68	Moore, 19	Pierson, 17	8,247

## 2011 SEASON SERIES STATS

MINNESOTA		G-GS	MIN	FG-FGA	PCT	3FG-FGA	PCT	FT-FTA	PCT	OFF	DEF	TOT	AST	PF-DQ	STL	TO	BLK	PTS	AVG	HI
PLAYER																				
Moore	2-2	56	13-26	.500	7-15	.467	2-2	1.000	4	7	11	5	4-0	1	2	2	35	17.5	19	
Augustus	2-2	53	11-26	.423	5-6	.833	2-2	1.000	1	3	4	9	1-0	1	1	0	29	14.5	17	
McWilliams-Franklin	2-2	51	8-11	.727	0-0	---	0-0	---	2	8	10	4	1-0	1	3	1	16	8.0	8	
Whalen	2-2	46	4-14	.286	0-1	.000	8-9	.889	2	4	6	9	0-0	0	7	2	16	8.0	9	
Wiggins	2-0	37	4-12	.333	3-9	.333	2-2	1.000	0	3	3	5	3-0	1	3	0	13	6.5	11	
Harris	2-0	27	6-10	.600	0-0	---	0-1	.000	2	4	6	0	4-0	0	3	12	6.0	12		
Adair	2-0	39	4-7	.571	0-0	---	2-3	.667	3	7	10	1	7-1	0	1	2	10	5.0	8	
Brunson	2-2	39	5-9	.556	0-0	---	0-4	.000	5	9	14	1	5-0	0	2	1	10	5.0	10	
Wright	2-0	30	2-11	.182	0-2	.000	3-4	.750	0	3	3	2	4-0	1	2	0	7	3.5	4	
Hornbuckle	2-0	19	0-3	.000	0-2	.000	0-0	---	1	2	3	1	5-0	1	2	0	0	0.0	0	
Houston	1-0	5	0-2	.000	0-1	.000	0-0	---	0	0	0	2	1-0	0	0	0	0	0.0	0	
<b>LYNX</b>		<b>2</b>	<b>400</b>	<b>57-131</b>	<b>.435</b>	<b>15-36</b>	<b>.417</b>	<b>19-27</b>	<b>.704</b>	<b>20</b>	<b>50</b>	<b>70</b>	<b>39</b>	<b>35-1</b>	<b>6</b>	<b>24</b>	<b>11</b>	<b>148</b>	<b>74.0</b>	<b>86</b>

NEW YORK		G-GS	MIN	FG-FGA	PCT	3FG-FGA	PCT	FT-FTA	PCT	OFF	DEF	REB	AST	PF-DQ	STL	TO	BLK	PTS	AVG	HI
PLAYER																				
Pierson	2-2	59	13-30	.433	0-0	---	4-5	.800	9	6	15	2	3-0	3	5	1	30	15.0	17	
Mitchell	2-2	64	11-16	.688	7-11	.636	0-0	---	1	6	7	6	5-0	1	2	1	29	14.5	24	
Powell	2-2	58	8-17	.471	5-11	.455	2-3	.667	0	6	6	2	3-0	3	3	1	23	11.5	13	
Pondexter	2-2	68	4-26	.154	3-11	.273	11-14	.786	2	2	4	14	5-0	0	4	1	22	11.0	13	
Braxton (TOT)	4-2	69	13-29	.448	0-2	.000	2-2	1.000	7	7	14	5	10-0	2	1	4	28	7.0	12	
Braxton (NY)	2-0	20	4-12	.333	0-1	.000	0-0	---	4	3	7	2	4-0	1	0	1	8	4.0	6	
Hollingsworth	2-0	34	4-5	.800	0-0	---	3-4	.750	4	10	14	0	6-0	0	1	0	11	5.5	8	
Vaughn	2-2	47	5-15	.333	0-0	---	0-0	---	2	5	7	2	4-0	1	3	1	10	5.0	8	
Carson	2-0	36	3-14	.214	1-4	.250	2-3	.667	1	3	4	1	2-0	1	2	0	9	4.5	6	
Montgomery	2-0	13	2-7	.286	0-1	.000	0-0	---	1	2	3	1	1-0	0	1	0	4	2.0	4	
<b>LIBERTY</b>		<b>2</b>	<b>400</b>	<b>54-142</b>	<b>.380</b>	<b>16-39</b>	<b>.410</b>	<b>22-29</b>	<b>.759</b>	<b>24</b>	<b>43</b>	<b>67</b>	<b>30</b>	<b>33-0</b>	<b>10</b>	<b>23</b>	<b>6</b>	<b>146</b>	<b>73.0</b>	<b>78</b>

# NEW YORK LIBERTY

Eastern Conference

Prudential Center • 165 Mulberry Street • Newark, N.J. 07102  
(212) 564-9622 • Fax: (212) 465-6250



# 2012 MINNESOTA LYNX MEDIA GUIDE

2011 WNBA CHAMPIONS



Diana Taurasi



## 2012 SEASON

May 20 @ MIN, 11:30 am  
June 15 @ PHO, 9:00 pm  
June 27 @ MIN, 7:00 pm  
Sept. 21 @ PHO, 9:00 pm

**Managing Partner:** Robert Sarver  
**President and COO:** Amber Cox  
**Vice President:** Ann Meyers Drysdale  
**General Manager and Head Coach:** Corey Gaines  
**Assistant Coach:** Julie Hairgrove, TBD  
**Director of Basketball Operations:** Bridget Pettis  
**Head Athletic Trainer:** Tamara Poole  
**Basketball Communications/Operations Manager:** Bret Burchard  
**Television:** Fox Sports Arizona  
**Home Court:** US Airways Center (10,200)  
**Team Colors:** Orange, Purple, Gray  
**2011 Season:** 19-15; 3rd in Western Conference  
**2011 Postseason:** Lost to Minnesota in Western Conference Finals (0-2); Defeated Seattle in Western Conference Semi-Finals (2-1)  
**All-Time Record (Founded):** 249-243 (1997)

## SERIES FACTS

**Overall:** 21-27 • **Home:** 13-10 • **Road:** 8-17 • **Playoffs:** 2-0  
**Current Streak:** W1 • **Home:** W1 • **Road:** W1  
**Last Home Win:** 08/02/11 (90-73)  
**Last Home Loss:** 07/13/11 (105-112)  
**Last Road Win:** 09/11/11 (96-90)  
**Last Road Loss:** 08/09/11 (80-85)  
**Lynx largest margin of victory:** 29; 06/27/09, Minnesota, 109-80  
**Lynx high point total:** 124; 07/24/10, Minnesota, 124-127 2OT  
**Lynx low point total:** 45; 07/29/02, Phoenix, 45-57  
**Mercury largest margin of victory:** 33; 07/29/99, Phoenix, 79-46  
**Mercury high point total:** 127; 07/24/10, Minnesota, 127-124 2OT  
**Mercury low point total:** 47; 07/03/99, Minnesota, 47-56

## 2011 LYNX VS. MERCURY (3-2)

Date	Site	W/L	Score	Lynx High	Mercury High	Attendance
07/13/11	MIN	L	105-112	Augustus, 22	Taurasi, 27	11,820
07/20/11	PHO	W	106-98	Augustus, 25	Taurasi, 24	12,118
08/02/11	MIN	W	90-73	Moore, 22	Taurasi, 20	7,126
08/09/11	PHO	L	80-85	Moore, 28	Taurasi, 26	6,726
09/11/11	PHO	W	96-90	3 Tied-15	Taurasi, 19	12,666

## 2011 SEASON SERIES STATS

MINNESOTA		G-GS	MIN	FG-FGA	PCT	3FG-FGA	PCT	FT-FTA	PCT	OFF	DEF	TOT	AST	PF-DQ	STL	TO	BLK	PTS	AVG	HI
PLAYER																				
Augustus	5-5	154	45-74	.608	6-10	.600	13-17	.765	3	18	21	14	10-0	3	7	1	109	21.8	26	
Moore	5-5	144	30-61	.492	14-30	.467	20-27	.741	7	10	17	10	13-0	15	2	1	94	18.8	28	
Whalen	5-5	143	26-55	.473	5-8	.625	4-9	.444	3	16	19	30	11-0	5	14	1	61	12.2	19	
Brunson	5-5	122	20-39	.513	0-0	---	19-28	.679	14	28	42	6	11-0	2	4	5	59	11.8	16	
McWilliams-Franklin	5-5	147	17-35	.486	0-2	.000	9-10	.900	11	19	30	12	18-0	5	6	7	43	8.6	14	
Wiggins	5-0	82	10-26	.385	6-19	.316	2-2	1.000	0	2	2	7	12-0	5	3	2	28	5.6	10	
Houston	5-0	53	8-21	.381	4-7	.571	5-6	.833	2	11	13	4	10-0	1	3	1	25	5.0	8	
Wright	4-0	40	7-14	.500	1-1	1.000	4-5	.800	0	5	5	7	8-0	2	6	0	19	4.8	15	
Adair	5-0	63	9-20	.450	0-0	---	4-8	.500	9	15	24	1	11-0	3	5	4	22	4.4	10	
Harris	2-0	13	3-4	.750	0-0	---	2-2	1.000	2	0	2	1	0-0	0	0	0	8	4.0	6	
Hornbuckle	4-0	40	4-8	.500	1-4	.250	0-0	---	1	3	4	2	4-0	4	4	0	9	2.3	7	
<b>LYNX</b>	<b>5</b>	<b>1000</b>	<b>179-357</b>	<b>.501</b>	<b>37-81</b>	<b>.457</b>	<b>82-114</b>	<b>.719</b>	<b>52</b>	<b>127</b>	<b>179</b>	<b>94</b>	<b>108-0</b>	<b>45</b>	<b>59</b>	<b>22</b>	<b>477</b>	<b>95.4</b>	<b>106</b>	
PHOENIX		G-GS	MIN	FG-FGA	PCT	3FG-FGA	PCT	FT-FTA	PCT	OFF	DEF	TOT	AST	PF-DQ	STL	TO	BLK	PTS	AVG	HI
PLAYER																				
Taurasi	5-5	149	33-77	.429	13-30	.433	37-42	.881	2	13	15	20	19-0	3	16	5	116	23.2	27	
Taylor	4-4	122	19-36	.528	10-17	.588	18-24	.750	4	18	22	18	13-0	1	6	2	66	16.5	23	
Bonner	5-1	120	21-36	.583	9-17	.529	16-20	.800	5	20	25	3	9-0	4	8	2	67	13.4	24	
Dupree	5-5	160	27-56	.482	1-1	1.000	11-14	.786	13	23	36	10	8-0	0	6	7	66	13.2	19	
Braxton	2-2	49	9-17	.529	0-1	.000	2-2	1.000	3	4	7	3	6-0	1	1	3	20	10.0	12	
Ferdinand-Harris	5-0	82	16-37	.432	6-10	.600	6-6	1.000	3	7	10	6	8-0	2	5	0	44	8.8	15	
Johnson	5-5	119	16-34	.471	7-16	.438	1-2	.500	3	11	14	22	10-0	9	15	2	40	8.0	11	
Spencer (TOT)	2-0	16	2-4	.500	2-3	.667	0-0	---	0	1	1	3	0-0	0	0	0	6	3.0	6	
Spencer (PHO)	2-0	16	2-4	.500	2-3	.667	0-0	---	0	1	1	3	0-0	0	0	0	6	3.0	6	
Sanford	5-3	70	4-10	.400	0-0	---	0-0	---	6.25	3	7	10	2	10-0	1	4	2	13	2.6	4
Swanier	3-0	47	3-14	.214	1-5	.200	0-0	---	2	4	6	7	6-0	2	4	0	7	2.3	7	
Gray-Lawson	5-0	39	4-12	.333	3-10	.300	0-0	---	2	1	3	1	3-0	1	2	0	11	2.2	9	
Thomas (TOT)	3-0	28	2-3	.667	0-0	---	0-0	---	0	3	3	0	5-0	2	3	0	4	1.3	2	
Thomas (PHO)	1-0	21	1-2	.500	0-0	---	0-0	---	0	0	0	0	2-0	0	0	0	2	2.0	2	
Sanni	1-0	7	0-0	---	0-0	---	0-0	---	0	1	1	4	0-0	1	0	0	0	0.0	0	
<b>MERCURY</b>	<b>5</b>	<b>1000</b>	<b>155-335</b>	<b>.463</b>	<b>52-110</b>	<b>.473</b>	<b>96-118</b>	<b>.814</b>	<b>41</b>	<b>109</b>	<b>150</b>	<b>95</b>	<b>98-0</b>	<b>24</b>	<b>69</b>	<b>23</b>	<b>458</b>	<b>91.6</b>	<b>112</b>	

# PHOENIX MERCURY

Western Conference

U.S. Airways Arena • 201 E. Jefferson St. • Phoenix, AZ 85004  
(602) 514-8333 • Fax: (602) 379-7540





# 2012 MINNESOTA LYNX MEDIA GUIDE

2011 WNBA CHAMPIONS



Becky Hammon



## 2012 SEASON

June 3 @ MIN, 6:00 pm  
July 1 @ SA, 2:00 pm  
Aug. 28 @ MIN, 7:00 pm  
Sept. 9 @ SA, 2:00 pm  
Sept. 23 @ SA, 2:00 pm

**Ownership:** Spurs Sports & Entertainment  
**Chairman & CEO:** Peter Holt  
**General Manager:** Dan Hughes  
**Head Coach:** Dan Hughes  
**Assistant Coaches:** Steve Shuman, Vickie Johnson  
**Head Athletic Trainer:** LaTonya Holley  
**Manager of Public Relations:** Lindsey Campbell  
**Television:** FOXSports Southwest  
**Radio:** Ticket 760 AM  
**Home Court:** AT&T Center (9,839)  
**Team Colors:** Silver and Black  
**2011 Season:** 18-16; 2nd in Western Conference  
**2011 Postseason:** Lost to Minnesota in Western Conference Semi-Finals (1-2)  
**All-Time Record (Founded):** 219-273 (1997- Utah Starzz)

## SERIES FACTS

**Overall:** 30-18 · **Home:** 20-5 · **Road:** 10-13 · **Playoffs:** 2-1  
**Current Streak:** W6 · **Home:** W3 · **Road:** W3  
**Last Home Win:** 08/26/11 (85-75)  
**Last Home Loss:** 07/22/10 (72-74)  
**Last Road Win:** 08/28/11 (72-61)  
**Last Road Loss:** 06/26/10 (66-80)  
**Lynx largest margin of victory:** 27; 07/25/03, Minnesota, 81-54  
**Lynx high point total:** 90; 06/08/08, Minnesota, 90-78  
**Lynx low point total:** 44; 05/26/04, San Antonio, 44-56  
**Silver Stars largest margin of victory:** 31; 07/05/02, Utah, 87-56  
**Silver Stars high point total:** 90; 06/16/06, San Antonio, 90-60  
**Silver Stars low point total:** 47; 06/03/04, Minnesota, 47-55  
(\*Includes results as Utah Starzz)

## 2011 LYNX VS. SILVER STARS (4-0)

Date	Site	W/L	Score	Lynx High	Silver Stars High	Attendance
07/31/11	SA	W	70-69	Whalen, 22	Perkins, 18	7,260
08/04/11	MIN	W	62-60	McWilliams-Franklin, 18	Young, 18	8,123
08/26/11	MIN	W	85-75	Augustus, 19	Robinson, 11	9,212
08/28/11	SA	W	72-61	Augustus, 20	Hodges, 12	7,924

## 2011 SEASON SERIES STATS

MINNESOTA		G-GS	MIN	FG-FGA	PCT	3FG-A	PCT	FT-FTA	PCT	OFF	DEF	REB	AST	PF-DQ	STL	TO	BLK	PTS	AVG	HI
PLAYER																				
Augustus	4-4	130	28-59	.475	0-5	.000	9-10	.900	2	12	14	9	3	0	5	10	4	65	16.3	20
Whalen	4-4	120	21-54	.389	1-8	.125	13-17	.765	6	14	20	24	9	0	9	10	0	56	14.0	23
McWilliams-Franklin	4-4	127	17-33	.515	0-1	.000	11-14	.786	9	21	30	7	9	0	3	11	3	45	11.3	18
Moore	4-4	118	16-48	.333	7-22	.318	2-3	.667	8	18	26	11	11	0	1	3	4	41	10.3	19
Brunson	4-4	129	12-30	.400	0-0	---	9-11	.818	16	32	48	8	6	0	4	5	4	33	8.3	15
Wiggins	4-0	84	8-21	.381	8-19	.421	0-0	---	0	7	7	5	9	0	2	0	24	6.0	15	
Adair	4-0	28	6-11	.545	0-0	---	2-2	1.000	4	6	10	2	3	0	1	3	1	14	3.5	8
Harris	3-0	13	3-5	.600	0-0	---	0-0	---	0	2	2	0	0	0	0	1	6	2.0	6	
Wright	2-0	20	1-7	.143	0-1	.000	1-4	.250	0	2	2	2	2	0	0	1	0	3	1.5	2
Hornbuckle	4-0	13	1-1	1.000	0-0	---	0-0	---	0	3	3	0	1	0	1	1	2	0.5	2	
Houston	2-0	17	0-7	.000	0-2	.000	0-0	---	1	6	7	1	1	0	1	2	0	0.0	0	
<b>LYNX</b>	<b>4</b>	<b>800</b>	<b>113-276</b>	<b>.409</b>	<b>16-58</b>	<b>.276</b>	<b>47-61</b>	<b>.770</b>	<b>46</b>	<b>123</b>	<b>169</b>	<b>69</b>	<b>69</b>	<b>55-0</b>	<b>25</b>	<b>50</b>	<b>18</b>	<b>289</b>	<b>72.3</b>	<b>85</b>

SAN ANTONIO		G-GS	MIN	FG-FGA	PCT	3FG-A	PCT	FT-FTA	PCT	OFF	DEF	REB	AST	PF-DQ	STL	TO	BLK	PTS	AVG	HI
PLAYER																				
Perkins	4-0	100	17-48	.354	6-20	.300	7-10	.700	2	11	9	5	5	0	6	1	0	47	11.8	18
Young	4-4	124	16-38	.421	0-1	.000	15-22	.682	4	20	24	8	9	0	8	2	1	47	11.8	18
Hammon	4-4	127	11-42	.262	6-19	.316	11-12	.917	1	14	15	26	6	0	4	18	0	39	9.8	15
Adams	2-0	40	5-14	.357	3-6	.500	3-4	.750	2	5	7	1	2	0	3	4	0	16	8.0	10
D. Robinson	4-2	84	10-26	.385	0-0	---	6-7	.857	1	9	10	10	6	0	1	12	0	26	6.5	11
Hodges	4-0	37	7-16	.438	7-15	.467	0-0	---	1	6	7	1	1	0	0	0	1	21	5.3	12
Beviaqua	4-2	61	8-15	.533	3-7	.429	0-0	---	2	8	10	9	6	0	1	2	0	19	4.8	10
Riley	4-4	69	7-15	.467	0-2	.000	4-4	1.000	3	11	13	4	10	0	4	5	18	4.5	8	
Appel	4-0	58	7-12	.583	0-0	---	0-0	---	3	14	17	0	7	0	2	14	3	5	8	
S. Robinson	4-4	68	5-12	.417	2-7	.286	1-3	.333	0	2	2	1	6	0	4	1	2	13	3.3	7
Phillips	4-0	33	1-7	.143	0-0	---	3-4	.750	2	1	3	0	3	0	0	1	5	1.3	4	
<b>SILVER STARS</b>	<b>4</b>	<b>800</b>	<b>94-245</b>	<b>.384</b>	<b>27-77</b>	<b>.351</b>	<b>50-66</b>	<b>.758</b>	<b>20</b>	<b>97</b>	<b>117</b>	<b>66</b>	<b>61-0</b>	<b>28</b>	<b>48</b>	<b>12</b>	<b>265</b>	<b>66.3</b>	<b>75</b>	

# SAN ANTONIO SILVER STARS

Western Conference

AT&T Center • One AT&T Center • San Antonio, TX 78219  
(210) 444-5000 • Fax: (210) 444-5699



# 2012 MINNESOTA LYNX MEDIA GUIDE

2011 WNBA CHAMPIONS



Sue Bird



## 2012 SEASON

May 27 @ MIN, 6:00 pm  
June 6 @ MIN, 7:00 pm  
June 17 @ SEA, 8:00 pm  
Aug. 21 @ SEA, 9:00 pm

**Ownership:** Force 10 Hoops LLC  
**Chairperson:** Dawn Trudeau  
**Chief Executive Officer:** Karen Bryant  
**Head Coach/Director of Player Personnel:** Brian Agler  
**Assistant Coaches:** Nancy Darsch, Jenny Boucek  
**Athletic Trainer:** Tom Spencer  
**Director of Communications:** Carrie Kruger  
**Manager, Media Relations:** Susan Reid  
**Television:** KONG  
**Radio:** KPTK AM 1090  
**Home Court:** KeyArena (9,686)  
**Team Colors:** Storm Green, Storm Gold, Storm Red, Storm Bronze  
**2011 Season:** 21-13; 2nd in Western Conference  
**2011 Postseason:** Lost to Phoenix in the Western Conference Semi-Finals (1-2)  
**All-Time Record (Founded):** 214-185 (2000)

## SERIES FACTS

**Overall:** 18-24 · **Home:** 13-8 · **Road:** 5-16 · **Playoffs:** 0-2  
**Current Streak:** W2 · **Home:** W3 · **Road:** L1  
**Last Home Win:** 07/29/11 (92-67)  
**Last Home Loss:** 07/17/10 (71-73)  
**Last Road Win:** 06/09/11 (81-74)  
**Last Road Loss:** 06/24/11 (55-65)  
**Lynx largest margin of victory:** 25; 07/29/11, Minnesota, 92-67  
**Lynx high point total:** 95; 08/07/07, Minnesota, 95-74  
**Lynx low point total:** 55; (2x) MR: 06/24/11, Seattle, 55-65  
**Storm largest margin of victory:** 28; 06/19/09, Seattle, 62-90  
**Storm high point total:** 96; (2x) MR: 09/06/08, Seattle, 88-96  
**Storm low point total:** 51; 08/10/01, Seattle, 65-51

## 2011 LYNX VS. STORM (3-1)

Date	Site	W/L	Score	Lynx High	Storm High	Attendance
06/09/11	SEA	W	81-74	Brunson, 22	Bird, 24	6,291
06/24/11	SEA	L	55-65	Augustus, 17	Little, 16	7,914
07/16/11	MIN	W	69-62	Augustus, 19	Wright, 18	7,733
07/29/11	MIN	W	92-67	Augustus/Wiggins, 16	Cash, 18	7,856

## 2011 SEASON SERIES STATS

MINNESOTA PLAYER	G-GS	MIN	FG-FGA	PCT	3FG-A	PCT	FT-FTA	PCT	OFF	DEF	REB	AST	PF-DQ	STL	TO	BLK	PTS	AVG	HI
Augustus	4-4	129	30-55	.545	2-5	.400	7-7	1.000	1	19	20	8	6-0	6	5	1	69	17.3	19
Brunson	4-4	117	19-37	.514	0-0	---	10-20	.500	7	23	30	6	7-0	5	8	2	48	12.0	22
Whalen	4-4	126	15-36	.417	3-4	.750	12-15	.800	2	11	13	20	4-0	3	11	0	45	11.3	13
Moore	4-4	109	16-31	.516	2-8	.250	3-3	1.000	8	10	18	12	16-1	4	7	0	37	9.3	14
McWilliams-Franklin	4-4	114	13-28	.464	1-3	.333	7-10	.700	9	14	23	8	6-0	2	7	4	34	8.5	10
Houston	2-0	20	6-10	.600	0-2	.000	1-1	1.000	0	3	3	0	6-0	1	3	0	13	6.5	9
Wiggins	4-0	52	7-17	.412	6-10	.600	1-2	.500	2	6	8	5	5-0	3	4	1	21	5.3	16
Harris	4-0	52	6-15	.400	0-0	---	4-5	.800	3	7	10	0	6-0	0	4	1	16	4.0	11
Adair	3-0	21	3-7	.429	0-0	---	4-5	.800	1	2	3	1	1-0	1	1	0	10	3.3	8
Wright	3-0	33	2-14	.143	0-5	.000	0-0	---	1	3	4	3	3-0	3	1	1	4	1.3	2
Hornbuckle	3-0	29	0-3	.000	0-2	.000	0-0	---	0	1	1	2	6-0	0	3	1	0	0.0	0
<b>LYNX</b>	<b>4</b>	<b>800</b>	<b>117-253</b>	<b>.462</b>	<b>14-39</b>	<b>.359</b>	<b>49-68</b>	<b>.721</b>	<b>34</b>	<b>99</b>	<b>133</b>	<b>65</b>	<b>66-0</b>	<b>28</b>	<b>56</b>	<b>11</b>	<b>297</b>	<b>74.0</b>	<b>92</b>

SEATTLE PLAYER	G-GS	MIN	FG-FGA	PCT	3FG-A	PCT	FT-FTA	PCT	OFF	DEF	REB	AST	PF-DQ	STL	TO	BLK	PTS	AVG	HI
Cash	4-4	134	18-47	.383	6-21	.286	23-23	1.000	5	21	26	13	9-0	0	17	3	65	16.3	18
Bird	4-4	134	19-51	.373	9-23	.391	3-4	.750	0	10	10	14	8-0	0	9	1	50	12.5	24
Wright	4-4	120	15-29	.517	4-4	1.000	10-11	.909	1	6	7	10	14-0	8	7	0	44	11.0	18
Jackson	1-1	28	4-12	.333	1-3	.333	0-0	---	2	5	7	0	5-0	1	3	0	9	9.0	9
Little	3-3	67	12-22	.545	0-2	.000	2-4	.500	2	9	11	3	5-0	3	3	1	26	8.7	16
Willingham	4-2	94	11-22	.500	0-4	.000	5-6	.833	3	16	19	2	3-0	1	5	0	27	6.8	14
Snell	2-0	31	3-8	.375	2-6	.333	4-4	1.000	0	5	7	0	2-0	0	2	1	12	6.0	6
Kobryn	2-0	31	4-8	.500	0-1	.000	1-2	.500	2	7	9	2	3-0	2	0	1	9	4.5	9
Smith	4-1	92	4-26	.154	1-12	.083	7-10	.700	2	2	4	9	5-0	3	5	1	16	4.0	6
Robinson	4-1	63	4-9	.444	0-0	---	0-0	---	4	9	13	1	16-1	3	5	5	8	2.0	4
Thomas	2-0	8	1-1	1.000	0-0	---	0-0	---	0	3	3	0	3-0	2	0	2	1.0	2	
<b>STORM</b>	<b>4</b>	<b>800</b>	<b>95-235</b>	<b>.404</b>	<b>23-76</b>	<b>.303</b>	<b>55-64</b>	<b>.859</b>	<b>21</b>	<b>93</b>	<b>114</b>	<b>56</b>	<b>77-1</b>	<b>29</b>	<b>63</b>	<b>13</b>	<b>268</b>	<b>67.0</b>	<b>74</b>

# SEATTLE STORM

Western Conference

KeyArena • 305 Harrison St. • Seattle, WA 98109  
Storm Offices • 3421 Thorndyke Ave W. • Seattle, WA 98119  
(206) 217-9622 • Fax: (206) 281-5817





# 2012 MINNESOTA LYNX MEDIA GUIDE

2011 WNBA CHAMPIONS



Elizabeth Cambage



## 2012 SEASON

June 9 @ TUL, 7:00 pm  
 July 10 @ TUL, 11:30 am  
 July 12 @ MIN, 12:00 pm  
 Aug. 19 @ MIN, 6:00 pm  
 Aug. 31 @ MIN, 7:00 pm

**Ownership:** Bill Cameron and David Box  
**President:** Steve Swetoaha  
**Head Coach:** Gary Kloppenburg  
**Assistant Coach:** Kathy McConnell-Miller  
**Head Athletic Trainer:** Allison Russell  
**Equipment Manager:** Cody Bookout  
**Media and Community Relations Manager:** Pardeep Toor  
**Home Court:** BOK Center (7,479)  
**Team Colors:** Black and Yellow  
**2011 Season:** 3-31; 6th in Western Conference  
**2011 Postseason:** N/A  
**All-Time Record (Founded):** 219-245 (1998 - Detroit Shock)

## SERIES FACTS

**Overall:** 17-11 · Home: 11-3 · Road: 6-8  
**Current Streak:** W6 · Home: W3 · Road: W3  
**Last Home Win:** 08/14/11 (82-54)  
**Last Home Loss:** 05/23/10 (82-94)  
**Last Road Win:** 08/23/11 (78-72)  
**Last Road Loss:** 06/04/10 (79-92)  
**Lynx largest margin of victory:** 30; 06/30/11, Tulsa, 101-71  
**Lynx high point total:** 101; 06/30/11, Tulsa, 101-71  
**Lynx low point total:** 56; 08/04/99, Detroit, 56-59  
**Shock largest margin of victory:** 13; 06/04/10, Tulsa, 92-79  
**Shock high point total:** 98; 06/20/08, Detroit, 98-93 (OT)  
**Shock low point total:** 51; 06/12/99, Minnesota, 51-68  
 (\*Includes results as Detroit Shock)

## 2011 LYNX VS. SHOCK (4-0)

Date	Site	W/L	Score	Lynx High	Shock High	Attendance
06/07/11	MIN	W	75-65	Brunson, 17	Cambage, 16	7,713
06/30/11	TUL	W	101-71	Whalen, 21	Latta, 13	3,970
08/14/11	MIN	W	82-54	Augustus, 16	Swoopes, 9	8,388
08/23/11	TUL	W	78-72	McWilliams-Franklin, 18	Holt, 18	3,750

## 2011 SEASON SERIES STATS

MINNESOTA		G-GS	MIN	FG-FGA	PCT	3FG-A	PCT	FT-FTA	PCT	OFF	DEF	REB	AST	PF-DQ	STL	TO	BLK	PTS	AVG	HI
PLAYER																				
Whalen	4-4	109	23-42	.548	0-2	.000	17-22	.773	3	9	12	22	10-0	4	3	0	63	15.8	21	
Brunson	4-4	115	17-35	.486	0-0	---	10-13	.769	11	27	38	6	9-0	3	10	3	44	11.0	17	
Augustus	4-4	94	20-42	.476	0-2	.000	2-2	1.000	1	13	14	4	6-0	3	5	1	42	10.3	13	
Wright	4-0	67	13-31	.419	2-4	.500	13-18	.722	1	5	6	6	7-0	8	4	1	41	10.3	13	
McWilliams-Franklin	4-3	107	15-30	.500	0-0	---	8-10	1.000	6	12	18	10	9-0	2	5	4	38	9.5	18	
Moore	4-4	106	13-32	.406	4-12	.333	6-6	1.000	7	11	18	10	4-0	9	9	1	36	9.0	11	
Wiggins	4-0	71	13-24	.542	8-16	.500	1-2	.500	1	8	9	4	7-0	1	4	2	35	8.8	18	
Adair	4-1	30	5-11	.455	0-0	---	5-6	.833	1	2	3	2	5-0	0	4	0	15	3.8	9	
Harris	4-0	53	2-10	.200	0-0	---	8-10	.800	5	8	13	1	7-0	1	2	3	12	3.0	8	
Houston	3-0	21	3-8	.375	0-0	---	2-2	1.000	0	2	2	2	4-0	2	2	0	8	2.7	6	
Hornbuckle	3-0	28	0-1	.000	0-1	.000	2-2	1.000	1	5	6	4	2-0	2	1	0	2	0.7	2	
<b>LYNX</b>	<b>4</b>	<b>800</b>	<b>124-266</b>	<b>.466</b>	<b>14-37</b>	<b>.378</b>	<b>74-93</b>	<b>.796</b>	<b>37</b>	<b>102</b>	<b>139</b>	<b>71</b>	<b>70-20</b>	<b>35</b>	<b>51</b>	<b>15</b>	<b>336</b>	<b>84.0</b>	<b>101</b>	

TULSA		G-GS	MIN	FG-FGA	PCT	3FG-A	PCT	FT-FTA	PCT	OFF	DEF	REB	AST	PF-DQ	STL	TO	BLK	PTS	AVG	HI
PLAYER																				
Latta	4-4	117	13-49	.265	5-22	.227	11-13	.846	2	8	10	11	12-0	4	10	1	42	10.5	13	
Cambage	4-2	102	14-37	.378	0-1	.000	13-16	.813	8	22	30	1	15-0	4	12	5	41	10.3	16	
Holt	3-2	79	10-27	.370	3-11	.273	5-6	.833	2	2	4	4	9-0	1	2	1	28	9.3	18	
Jackson	4-4	129	13-29	.448	0-0	---	10-12	.833	6	22	28	9	12-0	3	9	2	36	9.0	13	
Swoopes	3-3	70	9-17	.529	3-9	.333	3-3	1.000	2	8	10	8	1-0	1	6	0	24	8.0	10	
Lacy	4-1	93	12-23	.522	4-10	.400	2-4	.500	4	11	15	2	12-0	3	8	3	30	7.5	11	
Pedersen	4-3	75	7-24	.292	3-13	.231	4-4	1.000	1	9	10	7	9-0	4	5	2	21	5.3	12	
Christmas (TOT)	2-0	19	3-6	.500	1-3	.333	3-4	.750	0	3	3	2	0-0	0	3	1	10	5.0	6	
Christmas (TUL)	2-0	19	3-6	.500	1-3	.333	3-4	.750	0	3	3	2	0-0	0	3	1	10	5.0	6	
Ayim	1-0	12	2-3	.667	0-0	---	0-0	---	0	0	0	0	3-0	1	0	4	4.0	4	4	
Riley	4-1	56	4-18	.222	2-10	.200	5-6	.833	0	0	0	0	5-0	2	9	1	15	3.8	10	
Reed	2-0	17	3-6	.500	0-0	---	1-2	.500	0	4	4	1	5-0	0	4	0	7	3.5	7	
Jones	2-0	18	0-3	.000	0-1	.000	2-2	1.000	1	1	2	0	4-0	2	1	0	2	1.0	2	
Olajuwon	2-0	9	1-2	.500	0-0	---	0-0	---	0	1	1	0	1-0	0	0	0	2	1.0	2	
Lennox	1-0	4	0-0	---	0-0	---	0-0	---	0	0	0	0	0-0	0	0	0	0	0.0	0	
<b>SHOCK</b>	<b>4</b>	<b>800</b>	<b>91-244</b>	<b>.373</b>	<b>21-80</b>	<b>.263</b>	<b>59-72</b>	<b>.819</b>	<b>26</b>	<b>91</b>	<b>117</b>	<b>50</b>	<b>89-0</b>	<b>25</b>	<b>74</b>	<b>16</b>	<b>262</b>	<b>65.5</b>	<b>72</b>	

# TULSA SHOCK

Western Conference

BOK Center • 200 South Denver • Tulsa, OK 74103  
 Shock Offices • Williams Tower One • One West Third Street  
 Suite 1100 • Tulsa, OK 74103  
 (918) 949-9700 • Fax: (918) 949-9797



# 2012 MINNESOTA LYNX MEDIA GUIDE

2011 WNBA CHAMPIONS



Crystal Langhorne



## 2012 SEASON

May 30 @ WAS, 6:00 pm  
Aug. 17 @ MIN, 7:00 pm

**Owner:** Lincoln Holdings LLC  
**Chairman and Majority Owner:** Ted Leonsis  
**President, Managing Partner, Owner:** Sheila C. Johnson  
**Chief Operating Officer:** Greg Bibb  
**General Manager:** Trudy Lacey  
**Head Coach:** Trudy Lacey  
**Assistant Coaches:** Jennifer Gillom, Marianne Stanley  
**Head Athletic Trainer:** Navin Hettiarachchi  
**Director of Corporate & Mystics Communications:** Ketsia Colimon  
**Senior Director, Communications:** Scott Hall  
**Television:** Comcast SportsNet  
**Radio:** www.washingtonmystics.com (webcast)  
**Home Court:** Verizon Center (10,173)  
**Team Colors:** Red, White, Blue, Silver  
**2011 Season:** 6-28; 6th in Eastern Conference  
**2011 Postseason:** N/A  
**All-Time Record (Founded):** 186-278 (1998)

## SERIES FACTS

**Overall:** 12-11 · Home: 6-5 · Road: 6-6  
**Current Streak:** W2 · Home: W1 · Road: W1  
**Last Home Win:** 08/30/11 (73-56)  
**Last Home Loss:** 05/16/10 (76-87)  
**Last Road Win:** 08/18/11 (81-62)  
**Last Road Loss:** 08/13/10 (58-61)  
**Lynx largest margin of victory:** 26; 09/14/08, Washington, 96-70  
**Lynx high point total:** 96; (2x) MR: 07/07/09, Minnesota, 96-94 OT  
**Lynx low point total:** 48; 08/21/99, Washington, 48-45  
**Mystics largest margin of victory:** 15; 05/27/06, Washington, 90-75  
**Mystics high point total:** 94; 07/07/09, Minnesota, 94-96 OT  
**Mystics low point total:** 45; 08/21/99, Washington, 45-48

## 2011 LYNX VS. MYSTICS (2-0)

Date	Site	W/L	Score	Lynx High	Mystics High	Attendance
08/18/11	WAS	W	81-62	Augustus, 18	Ajavon, 15	9,483
08/30/11	MIN	W	73-56	Whalen, 21	Langhorne, 13	8,065

## 2011 SEASON SERIES STATS

MINNESOTA		G-GS	MIN	FG-FGA	PCT	3FG-A	PCT	FT-FTA	PCT	OFF	DEF	REB	AST	PF-DQ	STL	TO	BLK	PTS	AVG	HI
PLAYER																				
Whalen	2-2	50	15-19	.789	1-1	1.000	1-3	.333	2	3	5	12	4-0	1	3	0	32	16.0	21	
Augustus	2-2	46	10-19	.526	1-4	.250	2-3	.667	1	0	1	4	0-0	1	1	1	23	11.5	18	
Moore	2-2	54	10-16	.625	1-5	.200	2-3	.667	2	6	8	4	6-0	6	6	1	23	11.5	14	
Brunson	2-2	49	8-13	.615	0-0	---	1-2	.500	3	10	13	0	4-0	2	4	0	17	8.5	13	
Adair	2-0	29	7-9	.778	0-0	---	2-3	.667	5	1	6	1	4-0	1	3	2	16	8.0	10	
McWilliams-Franklin	2-2	55	6-14	.429	0-0	---	1-1	1.000	2	10	12	5	2-0	7	3	0	13	6.5	8	
Wright	2-0	40	4-11	.364	1-2	.500	4-4	1.000	1	5	6	3	6-0	2	4	0	13	6.5	9	
Wiggins	2-0	39	2-8	.250	1-5	.200	0-0	---	0	5	5	3	5-0	0	2	0	5	2.5	3	
Harris	2-0	18	2-5	.400	0-0	---	0-0	---	0	2	2	0	2-0	1	1	0	4	2.0	4	
Hornbuckle	2-0	12	2-2	1.000	0-0	---	0-2	.000	0	2	2	0	0-0	0	1	0	4	2.0	2	
Houston	2-0	10	2-4	.500	0-0	---	0-1	.000	0	1	1	1	0-0	0	2	0	4	2.0	2	
LYNX	2	400	68-120	.567	5-17	.294	13-22	.591	16	45	61	33	34-0	21	31	4	154	77.0	81	
MYSTICS	2	400	47-120	.392	9-40	.225	15-20	.750	15	35	50	20	32-0	15	36	2	118	59.0	62	

WASHINGTON		G-GS	MIN	FG-FGA	PCT	3FG-A	PCT	FT-FTA	PCT	OFF	DEF	REB	AST	PF-DQ	STL	TO	BLK	PTS	AVG	HI
PLAYER																				
Ajavon	2-2	66	10-34	.294	2-13	.154	3-4	.750	1	2	3	4	5-0	5	7	1	25	12.5	15	
Langhorne	2-2	58	10-16	.625	0-1	.000	4-6	.667	3	6	9	2	5-0	2	8	0	24	12.0	13	
Coleman	2-1	39	7-12	.583	3-6	.500	0-0	---	3	2	5	1	5-0	3	1	1	17	8.5	12	
Thomas	2-1	52	4-18	.222	2-10	.200	2-2	1.000	0	3	3	3	3-0	1	4	0	12	6.0	7	
Anosike	2-1	52	4-6	.667	0-0	---	2-2	1.000	3	7	10	3	3-0	1	3	0	10	5.0	8	
Miller	2-1	43	4-12	.333	2-8	.250	0-0	---	1	5	6	5	5-0	0	5	0	10	5.0	7	
Walker (TOT)	3-1	50	7-14	.500	0-1	.000	1-2	.500	4	3	7	1	8-0	1	3	0	15	5.0	7	
Walker (WAS)	2-1	43	5-12	.417	0-1	.000	1-2	.500	3	3	6	1	6-0	0	2	0	11	5.5	7	
Gardin	2-1	41	3-9	.333	0-1	.000	3-4	.750	1	4	5	1	1-0	3	2	0	9	4.5	5	
Dunlap	2-0	7	0-1	.000	0-0	---	0-0	---	0	3	3	0	0-0	0	1	0	0	0.0	0	
MYSTICS	2	400	47-120	.392	9-40	.225	15-20	.750	15	35	50	20	32-0	15	36	2	118	59.0	62	

# WASHINGTON MYSTICS

Eastern Conference

Verizon Center • 601 F Street NW • Washington, D.C. 20004  
(202) 628-3200 • Fax: (202) 661-5113



# WNBA

Thank You Fans!

CHAMPIONS



2012 MINNESOTA  
LYNX MEDIA GUIDE

ADAIR • AUGUSTUS • BRUNSON • HARRIS • McWILLIAMS-FRANKLIN • MOORE • PETERS • THORN • WHALEN • WIGGINS • WRIGHT • 2012 DRAFT PICKS

[lynxbasketball.com](http://lynxbasketball.com)

SCHEDULE / TABLE OF CONTENTS / 2012 ROSTER / PLAYERS / ADMINISTRATION / MEDIA / 2011 SEASON / 2011 PLAYOFFS / HISTORY / RECORDS / PLAYOFFS / PRESEASON / OPPONENTS / WNBA / COMMUNITY





# 2012 MINNESOTA LYNX MEDIA GUIDE

2011 WNBA CHAMPIONS



## WNBA LEAGUE OFFICE

Olympic Tower, 645 Fifth Avenue, New York, NY 10022  
Phone: 212.688.8000 Fax: 212.750.WNBA (9622)  
WNBA.COM

### PRESIDENT'S OFFICE

President .....Laurel J. Richie  
Chief Operating Officer.....Christine Godleski  
Administrative Assistant to the President .....Donna Collins

### BASKETBALL OPERATIONS AND PLAYER RELATIONS

Chief of Basketball Operations & Player Relations .....Reneé Brown  
Senior Director, Basketball Operations .....Todd DeMoss  
Supervisor of Officials.....Dee Kantner  
Manager, Player Programs .....Bonnie Thurston  
Manager, Basketball Operations .....David Dorfman  
Coordinator.....Megan Hughes

### BUSINESS DEVELOPMENT AND MARKETING PARTNERSHIPS

Executive Vice President, Marketing Partnerships.....Mark Tatum  
Senior Vice President, Marketing Partnerships .....Emilio Collins  
Senior Vice President, Business Development .....Rachel Jacobson  
Vice President, Marketing Partnerships .....Kelly Flatow  
Sr. Account Executive, WNBA Marketing Partnerships .....Alanna LeGall

### TEAM MARKETING & BUSINESS OPERATIONS

Sr. VP, Team Business Development.....Christopher Granger  
VP, Team Marketing & Strategic Planning.....Donna Daniels  
Director, WNBA Team Business Development .....Dipali Ottaviani  
Admin. Asst., Marketing and Business Development.....Scottie Graham

### COMMUNICATIONS

VP, NBA/WNBA Basketball Communications .....Maureen Coyle  
Director, WNBA Communications.....Ron Howard  
Director, WNBA Communications.....Dina Skokos  
Coordinator, WNBA Basketball Communications .....Samantha Tager

### BROADCASTING

Vice President, Broadcasting .....Todd Harris

### MARKETING

Vice President, Marketing .....Hilary Shaeve  
Vice President, Marketing .....Melissa Brenner  
Vice President, Marketing .....Carolanne McAuliffe  
Coordinator, Communications.....Stuart Winchester

### PRODUCTION AND PROGRAMMING

Sr. VP, Production, Programming and Broadcasting .....Daniel Meiseles  
Vice President, Production and Programming .....Nancy Baldwin  
Director, Corporate Services.....Barry Carlin  
Director, Production and Programming .....Kathleen Reidy

### INTERACTIVE SERVICES

Director .....Patrick Mulrenin  
Manager .....Darren Misener  
Manager.....Brian Martin  
Senior Coordinator .....Jim Reilly  
Senior Coordinator .....Kevin Scheitrum  
Coordinator.....Anthony Oliva

### COMMUNITY RELATIONS

Exec. VP, Community Relations and Player Programs .....Kathy Behrens  
Sr. VP, Community Relations and Player Programs .....Todd Jacobson

### FINANCE

Senior Vice President, Finance .....Michael Whitehead  
Senior Director .....Wayne Rappaport

### LEGAL

WNBA General Counsel .....Jamin S. Dershowitz

### SECURITY

Director, Security.....Kelley Hardwick

### EVENTS & ATTRACTIONS

Executive Vice President, Events & Attractions.....Ski Austin  
Senior Vice President, Events & Attractions .....Kenneth Payne  
Senior Vice President, Events & Attractions.....Peter Fink  
Vice President, Events & Attractions .....Lou DiSabatino  
Director, Events & Attractions .....Andrea Grumet  
Manager, Events & Attractions .....Kristina Parente

### GMG

Vice President, Team Outfitting and Equipment .....Christopher Arena  
Vice President, Retail Marketing and Development .....Brian Keegan  
Vice President, Licensing and Business Affairs .....Vicky Picca  
Vice President, Licensing -- Trading Cards.....Lisa Goldberg  
Sr. Director, Entertainment Products.....Anne Hart  
Sr. Coordinator, Team Outfitting and Identity Assurance .....Michael Brady

## 2011 WNBA FINAL STANDINGS

### EASTERN CONFERENCE

	W	L	PCT	GB	HM	RD	L-10	STK
Indiana	21	13	.618	0.0	13-4	8-9	4-6	L2
Connecticut	21	13	.618	0.0	15-2	6-11	5-5	W1
Atlanta	20	14	.588	1.0	11-6	9-8	8-2	W4
New York	19	15	.559	2.0	12-5	7-10	6-4	L1
Chicago	14	20	.412	7.0	10-7	4-13	4-6	L5
Washington	6	28	.176	15.0	4-13	2-15	1-9	L4

### WESTERN CONFERENCE

	W	L	PCT	GB	HM	RD	L-10	STK
MINNESOTA	27	7	.794	0.0	14-3	13-4	9-1	W3
Seattle	21	13	.618	6.0	15-2	6-11	8-2	W4
Phoenix	19	15	.559	8.0	11-6	8-9	5-5	L2
San Antonio	18	16	.529	9.0	9-8	9-8	5-5	W3
Los Angeles	15	19	.441	12.0	10-7	5-12	5-5	W2
Tulsa	3	31	.088	24.0	2-15	1-16	2-8	L6

## 2011 WNBA PLAYOFFS

(Home Team Listed In CAPS)

### West First Round

SEATTLE 80, Phoenix 61  
PHOENIX 92, Seattle 83  
Phoenix 77, SEATTLE 75  
(Phoenix wins series, 2-1)

### East First Round

INDIANA 74, New York 72  
NEW YORK 87, Indiana 72  
INDIANA 72, New York 62  
(Indiana wins series, 2-1)

MINNESOTA 66, San Antonio 65  
SAN ANTONIO 84, Minnesota 75  
MINNESOTA 85, San Antonio 67  
(Minnesota wins series, 2-1)

Atlanta 89, CONNECTICUT 84  
ATLANTA 69, Connecticut 64  
(Atlanta wins series, 2-0)

### Western Conference Finals

MINNESOTA 95, Phoenix 67  
Minnesota 103, PHOENIX 86  
(Minnesota wins series, 2-0)

### Eastern Conference Finals

INDIANA 82, Atlanta 74  
ATLANTA 94, Indiana 77  
INDIANA 83, Atlanta 67  
(Atlanta wins series, 2-1)

### WNBA Finals

MINNESOTA 88, Atlanta 74  
MINNESOTA 101, Atlanta 95  
Minnesota 73, ATLANTA 67  
(Minnesota wins series, 3-0)

## 2011 WNBA AWARD WINNERS

**WNBA Most Valuable Player** Tamika Catchings, Indiana  
**WNBA Defensive Player of the Year** Sylvia Fowles, Chicago  
**WNBA Most Improved Player** Kia Vaughn, New York  
**WNBA Rookie of the Year** MAYA MOORE, MINNESOTA  
**WNBA Coach of the Year** CHERYL REEVE, MINNESOTA  
**Kim Perrot Sportsmanship Award** Sue Bird, Seattle/Ruth Riley, Chicago  
**WNBA Sixth Woman of the Year** DeWanna Bonner, Phoenix

### All-WNBA First Team (selected by position)

F Tamika Catchings Indiana Fever  
F Angel McCoughtry Atlanta Dream  
C Tina Charles Connecticut Sun  
G Diana Taurasi Phoenix Mercury  
G LINDSAY WHALEN MINNESOTA LYNX

### All-WNBA Second Team (selected by position)

F Penny Taylor Phoenix Mercury  
F SEIMONE AUGUSTUS MINNESOTA LYNX  
C Sylvia Fowles Chicago Sky  
G Sue Bird Seattle Storm  
G Cappie Pondexter New York Liberty

### adidas WNBA All-Rookie Team

F MAYA MOORE MINNESOTA LYNX  
G Danielle Robinson San Antonio Silver Stars  
G Courtney Vandersloot Chicago Sky  
F Danielle Adams San Antonio Silver Stars  
C Liz Cabbage Tulsa Shock





# 2012 MINNESOTA LYNX MEDIA GUIDE

2011 WNBA CHAMPIONS



## 2011 WNBA LEADERS

### INDIVIDUAL

SCORING AVG	G	FG	FT	PTS	AVG
Taurasi, Pho.	32	208	195	692	21.6
McCoughtry, Atl.	33	235	223	712	21.6
Fowles, Chi.	34	263	154	680	20.0
Langhorne, Was.	31	227	108	563	18.2
Charles, Ct.	34	254	92	600	17.6
Pondexter, N.Y.	34	212	109	591	17.4
Taylor, Pho.	29	164	111	484	16.7
<b>AUGUSTUS, MIN.</b>	<b>34</b>	<b>231</b>	<b>64</b>	<b>551</b>	<b>16.2</b>
Hammon, S.A.	33	176	99	526	15.9
Catchings, Ind.	33	168	143	511	15.5

ASSISTS	G	AST	AVG
<b>WHALEN, MIN.</b>	<b>34</b>	<b>199</b>	<b>5.9</b>
Hammon, S.A.	33	192	5.8
Montgomery, Ct.	34	167	4.9
Bird, Sea.	34	165	4.9
Harding, Atl.	34	162	4.8
Penicheiro, L.A.	34	162	4.8
Pondexter, N.Y.	34	160	4.7
Taylor, Pho.	29	135	4.7
Johnson, Pho.	30	132	4.4
D. Robinson, S.A.	34	132	3.9

3-PT FG PCT	3FG	3FGA	PCT
Pohlen, Ind.	29	62	.468
O'Hea, L.A.	28	63	.444
Miller, Was.	49	111	.441
Douglas, Ind.	66	150	.440
Lawson, Ct.	55	128	.430
Bird, Sea.	71	166	.428
Toivler, L.A.	56	131	.427
Phillips, Ind.	26	61	.426
<b>AUGUSTUS, MIN.</b>	<b>25</b>	<b>60</b>	<b>.417</b>
Kraayeveld, Chi.	52	127	.409

STEALS PER GAME	G	STL	AVG
Lyttle, Atl.	22	52	2.36
Prince, Chi.	34	79	2.32
McCoughtry, Atl.	33	72	2.18
Catchings, Ind.	33	67	2.03
Young, S.A.	33	67	2.03
Taylor, Pho.	29	49	1.69
Ajalon, Was.	34	57	1.68
Price, Atl.	34	52	1.53
Hammon, S.A.	33	49	1.48
2 tied			1.44

MINUTES PER GAME	G	MIN	AVG
Fowles, Chi.	34	1175	34.6
Langhorne, Was.	31	1063	34.3
Jackson, Tul.	34	1152	33.9
Pondexter, N.Y.	34	1151	33.9
Charles, Ct.	34	1136	33.4
Cash, Sea.	34	1128	33.2
Bird, Sea.	34	1123	33.0
Hammon, S.A.	33	1050	31.8
Dupree, Pho.	34	1075	31.6
Young, S.A.	33	1043	31.6

REBOUNDS	G	OFF	DEF	TOT	AVG
Charles, Ct.	34	126	248	374	11.0
Fowles, Chi.	34	100	247	347	10.2
<b>BRUNSON, MIN.</b>	<b>34</b>	<b>96</b>	<b>205</b>	<b>301</b>	<b>8.9</b>
Jackson, Tul.	34	100	186	286	8.4
Dupree, Pho.	34	86	193	279	8.2
Langhorne, Was.	31	96	139	235	7.6
de Souza, Atl.	32	83	157	240	7.5
Anosike, Was.	34	83	162	245	7.2
Catchings, Ind.	33	63	170	233	7.1
Bonner, Pho.	34	62	176	238	7.0

FIELD GOAL PCT	FGM	FGA	PCT
Fowles, Chi.	263	445	.591
Dupree, Pho.	198	361	.548
Langhorne, Was.	227	425	.534
Davenport, Ind.	145	274	.529
Price, Atl.	108	208	.519
Braxton, Pho.-N.Y.	104	203	.512
Cambage, Tul.	134	262	.511
<b>WHALEN, MIN.</b>	<b>179</b>	<b>350</b>	<b>.511</b>
<b>BRUNSON, MIN.</b>	<b>137</b>	<b>268</b>	<b>.511</b>
Parker, L.A.	116	227	.511

FREE THROW PCT	FTM	FTA	PCT
Bonner, Pho.	90	99	.909
D. Robinson, S.A.	84	93	.903
Taurasi, Pho.	195	216	.903
Wright, Sea.	78	87	.897
Hammon, S.A.	99	111	.892
Lawson, Ct.	65	73	.890
Catchings, Ind.	143	162	.883
Bird, Sea.	63	72	.875
Taylor, Pho.	111	127	.874
<b>AUGUSTUS, MIN.</b>	<b>64</b>	<b>74</b>	<b>.865</b>

BLOCKS PER GAME	G	BLK	AVG
Fowles, Chi.	34	68	2.00
Charles, Ct.	34	60	1.76
Bales, Atl.	34	53	1.56
de Souza, Atl.	32	43	1.34
Davenport, Ind.	34	45	1.32
Snow, Chi.	34	44	1.29
Sutton-Brown, Ind.	34	41	1.21
Bonner, Pho.	34	36	1.06
Robinson, Sea.	34	33	0.97
McCoughtry, Atl.	33	32	0.97

### TEAM

#### TEAM STATISTICS

TEAM	G	FIELD GOALS			3-PT FIELD GOALS			FREE THROWS			REBOUNDS				MISCELLANEOUS				SCORING	
		MADE	ATT.	PCT.	MADE	ATT.	PCT.	MADE	ATT.	PCT.	OFF.	DEF.	TOT.	AST	PF	DQ	STL	TO	BLK	AVG.
Phoe.	34	1062	2303	.461	239	641	.373	662	778	.851	310	884	1194	652	681	4	223	524	132	89.0
Atl.	34	1084	2432	.446	74	284	.261	563	811	.694	391	837	1228	627	636	1	317	511	181	82.5
<b>MINN.</b>	<b>34</b>	<b>1074</b>	<b>2330</b>	<b>.461</b>	<b>169</b>	<b>459</b>	<b>.368</b>	<b>454</b>	<b>616</b>	<b>.737</b>	<b>371</b>	<b>871</b>	<b>1242</b>	<b>617</b>	<b>603</b>	<b>3</b>	<b>249</b>	<b>439</b>	<b>124</b>	<b>81.5</b>
Conn.	34	1010	2384	.424	202	557	.363	502	658	.763	340	869	1209	583	533	2	248	446	116	80.1
Ind.	34	936	2114	.443	223	589	.379	548	695	.788	295	778	1073	556	609	4	299	502	165	77.7
S.A.	34	969	2251	.430	221	620	.356	481	640	.752	241	824	1065	617	593	1	286	434	124	77.6
L.A.	34	973	2188	.445	237	598	.396	440	554	.794	293	784	1077	617	575	2	249	516	115	77.1
N.Y.	34	999	2306	.433	197	551	.358	389	504	.772	358	757	1115	534	644	5	286	504	129	76.0
Chi.	34	943	2153	.438	163	448	.364	475	616	.771	310	838	1148	567	618	1	269	599	185	74.2
Sea.	34	892	2036	.438	213	599	.356	439	549	.800	269	807	1076	545	643	5	253	547	117	71.6
Wash.	34	878	2165	.406	171	520	.329	481	658	.731	391	735	1126	476	637	5	282	576	113	70.8
Tulsa	34	848	2140	.396	167	589	.284	490	611	.802	303	740	1043	491	681	2	251	582	106	69.2

#### OPPONENTS' STATISTICS

TEAM	MADE	ATT.	PCT.	3-PT FIELD GOALS			FREE THROWS			REBOUNDS				MISCELLANEOUS				TO	BLK	AVG.
				MADE	ATT.	PCT.	MADE	ATT.	PCT.	OFF.	DEF.	TOT.	AST	PF	DQ	STL				
Sea.	885	2116	.418	168	468	.359	437	572	.764	291	722	1013	509	545	1	269	482	127	69.9	
<b>MINN.</b>	<b>896</b>	<b>2169</b>	<b>.413</b>	<b>231</b>	<b>653</b>	<b>.354</b>	<b>480</b>	<b>611</b>	<b>.786</b>	<b>268</b>	<b>757</b>	<b>1025</b>	<b>512</b>	<b>616</b>	<b>1</b>	<b>204</b>	<b>508</b>	<b>121</b>	<b>73.6</b>	
Ind.	925	2182	.424	179	534	.335	481	655	.734	359	776	1135	537	647	1	269	542	134	73.8	
N.Y.	923	2154	.429	190	593	.320	506	646	.783	308	792	1100	560	571	2	230	576	124	74.8	
Chi.	936	2240	.418	166	492	.337	518	679	.763	331	776	1107	566	590	4	313	501	159	75.2	
S.A.	940	2200	.427	175	500	.350	513	642	.799	312	946	1258	552	631	4	250	549	143	75.5	
Conn.	1003	2340	.429	197	568	.347	409	549	.745	345	895	1240	617	652	5	262	526	109	76.8	
Wash.	995	2142	.465	157	407	.386	531	664	.800	303	779	1082	589	601	3	318	492	167	78.8	
L.A.	1042	2332	.447	207	615	.337	440	572	.769	376	808	1184	616	607	4	262	464	77	80.3	
Atl.	1006	2333	.431	191	530	.360	544	690	.788	351	827	1178	588	694	3	269	593	183	80.8	
Tulsa	1046	2159	.484	187	472	.396	512	679	.754	282	828	1110	608	590	3	292	485	139	82.1	
Phoe.	1071	2435	.440	228	623	.366	553	731	.756	346	818	1164	628	709	4	274	462	124	86.0	

### TEAMS' STATISTICS, RANK WITHIN LEAGUE

	ATL	CHI	CT	IND	LA	MIN	NY	PHO	SA	SEA	TUL	WAS
Points/game	2	9	4	5	7	<b>3</b>	8	1	6	10	12	11
FG pct.	3	7	10	5	4	<b>2</b>	8	1	9	6	12	11
FT pct.	12	7	8	5	4	<b>10</b>	6	1	9	3	2	11
3-pt FG pct.	12	5	6	2	1	<b>4</b>	7	3	8	9	11	10
Off. Reb./gm	11	6	5	9	10	<b>3</b>	4	6	12	11	8	11
Def. Reb./gm	5	4	3	9	8	<b>2</b>	10	1	6	7	11	12
Rebounds/game	2	5	3	10	8	<b>1</b>	7	4	11	9	12	6
Assists/game	2	7	6	8	3	<b>3</b>	10	1	3	9	11	12
Steals/game	1	6	11	2	9	<b>9</b>	3	12	3	7	8	5
Turnovers/gm	6	12	3	4	7	<b>2</b>	5	8	1	9	11	10
Blocks/gm	2	1	9	3	10	<b>6</b>	5	4	6	8	12	11
Pers.Fouls/gm	7	6	1	5	2	<b>4</b>	10	11	3	9	11	8
DQ/game	1	1	4	8	4	<b>7</b>	10	8	1	10	4	10



# 2012 MINNESOTA LYNX MEDIA GUIDE

2011 WNBA CHAMPIONS



## LEAGUE HISTORY & INFORMATION

### History:

On April 24, 1996, women's basketball announced "We Got Next" as the NBA Board of Governors approved the concept of a Women's National Basketball Association (WNBA) to begin play in June 1997.

Since that day in 1996, there have been many firsts for the WNBA:

- Val Ackerman -- the first president of the WNBA
- Sheryl Swoopes -- the first player signed to the WNBA
- Cynthia Cooper -- the league's first Most Valuable Player
- Houston Comets -- the first WNBA champions
- Lisa Leslie -- the first WNBA player to dunk (July 30 2002 vs. Miami)
- Lauren Jackson -- the first international player to win MVP (2007)
- Candace Parker -- the first rookie to earn the league's MVP honor (2008)
- Sylvia Fowles -- the first goaltending call (June 3, 2008 vs. L.A.)

The inaugural WNBA season tipped off on June 21, 1997, with the New York Liberty taking on the Los Angeles Sparks at the Great Western Forum in Inglewood, Calif. A crowd of 14,284 watched as Sparks guard Penny Toler scored the first basket in WNBA history. The Liberty defeated the Sparks, 67-57.

Fifteen years later, in a rematch of those same two teams at Staples Center in Los Angeles, the increased skill, talent, and athleticism of WNBA players was evident as the Sparks, led by center/forward Candace Parker, defeated the Liberty 96-91. In 2011, the league also selected its "Top 15 Players of All Time." Voting was conducted among fans, media, and current players and coaches. Those named to the list were Sue Bird, Tamika Catchings, Cynthia Cooper, Yolanda Griffith, Becky Hammon, Lauren Jackson, Lisa Leslie, Ticha Penicheiro, Cappie Pondexter, Katie Smith, Dawn Staley, Sheryl Swoopes, Diana Taurasi, Tina Thompson, and Teresa Weatherspoon.

### A Growing Game:

The influence of the WNBA can be seen in the explosive growth of organized women's basketball over the past 14 seasons. An estimated 100 million women play basketball worldwide, and the league reflects this trend, featuring 15 international players from six countries and territories at the start of the 2011 season. Female AAU youth basketball participation has increased 277 percent since 1991 (from 28,840 to 108,758 players). Female high school basketball participation has increased 17 percent since 1991 (from 387,802 to 456,967 players). And female NCAA basketball participation has increased 43 percent since 1991 (from 10,551 to 15,096 players).

### Key Personnel:

- Laurel J. Richie -- President
- Renee Brown -- Chief of Basketball Operations and Player Relations
- Christine Godleski -- Chief Operating Officer
- Jamin Dershowitz -- General Counsel
- Dee Kantner -- Supervisor of Officials

### Key Players:

Top veterans: Seimone Augustus (Lynx), Sue Bird (Storm), Rebekkah Brunson (Lynx), Swin Cash (Sky), Tamika Catchings (Fever), Tina Charles (Sun), Katie Douglas (Fever), Candice Dupree (Mercury), Sylvia Fowles (Sky), Becky Hammon (Silver Stars), Lindsey Harding (Dream), Lauren Jackson (Storm), Asjha Jones (Sun), Crystal Langhorne (Mystics), Angel McCoughtry (Dream), Maya Moore (Lynx), Candace Parker (Sparks), Cappie Pondexter (Liberty), Diana Taurasi (Mercury), Penny Taylor (Mercury), Tina Thompson (Storm), Lindsay Whalen (Lynx), Sophia Young (Silver Stars).

Rising young stars: Matee Ajavon (Mystics), Danielle Adams (Silver Stars), DeWanna Bonner (Mercury), Liz Cambage (Shock), Essence Carson (Liberty), Renee Montgomery (Sun), Epiphanny Prince (Sky), Danielle Robinson (Silver Stars), Courtney Vandersloot (Sky), Kia Vaughn (Liberty)

### Key Stats:

- Ball size: 28.5" (high school and NCAA women's)
- 3-point line: 20'6 1/4" (International)
- Length of game: Four 10-minute quarters

### All-Star Game:

The San Antonio Silver Stars and the AT&T Center hosted the 2011 WNBA All-Star Game presented by adidas in San Antonio on Saturday, July 23, 2011.

The first WNBA All-Star Game was held in New York at Madison Square Garden in 1999. The Garden also hosted the event in 2003 and in 2006. Washington's Verizon Center (2002, 2007) is the other venue to host the game multiple times. Other All-Star Games were played in Phoenix (2000), Orlando (2001), and at Mohegan Sun Arena in Uncasville, Conn. (2009). Due to the Olympics, no All-Star Game was held in 2004 and 2008, although Radio City Music Hall in New York City was the site of an exhibition game on August 5, 2004, as the U.S. National Team, comprised mainly of WNBA greats, faced a squad of WNBA All-Stars in "WNBA vs. USA Basketball: The Game at Radio City." In 2010, the WNBA held a special event called "WNBA vs. USA Basketball: The Stars at the Sun" at Mohegan Sun Arena in order to accommodate the FIBA World Championship schedule.

### Inspiring Women:

The Inspiring Woman Award is an annual honor that celebrates an individual who, on a daily basis, demonstrates her ability to inspire others through her commitment, passion and dedication to work, family, and community. Past honorees include Emmy-award winning news anchor Katie Couric (2011), U.S. Ambassador to the United Nations Susan Rice (2010), Emmy-award winning journalist Cokie Roberts (2009), Good Morning America's Robin Roberts (2008), Secretary of State Condoleezza Rice (2007), and the WNBA All-Decade Team (2006).

### Dawn Staley Award:

The Dawn Staley Community Leadership Award was announced in 2006 and is now presented annually to the player who best exemplifies the characteristics of a leader in the community and reflects Staley's contagious leadership, spirit, charitable efforts, and love for the game. Winners include Charde Houston (2010), Chamique Holdscrow (2009), Tamika Raymond (2008), and Tamika Catchings (2007). A member of the WNBA's All-Decade Team, Staley, who retired following the 2006 season, established herself as one of the greatest ambassadors in women's basketball history, while also demonstrating outstanding leadership qualities as a coach on the collegiate level and as a philanthropist and humanitarian.

### Marketing:

The WNBA maintains marketing, promotional, and media partnerships with a variety of top companies, each with varying levels of activation and integration in league operations.

Marketing and Promotional Partners: adidas, American Express, Bacardi, BBVA, Boost Mobile, CielAura, Coca-Cola, Deuce Brand, EA Sports, Gatorade, General Mills/Wheaties, Growoms, Hayworth, HP, InterContinental Hotels Group (IHG) Hotels, Jamba Juice, NewTek, Nike, Panasonic, Pepperidge Farm, Pirate's Booty, Russell Athletic, Sanofi Aventis, Sanofi Pasteur, Spalding

Media Partners: USA Today, Parenting Group, Essence, Heart & Soul

The WNBA's marketing partners utilize the league to support women's sports and reach its strong fanbase of women, families, and young girls through advertising in WNBA nationally televised games, national promotions, player endorsements, and special events.

On Aug. 22, 2011 the WNBA and Boost Mobile, an industry leader in no-contract wireless service, announced a landmark multiyear marketing partnership that makes Boost Mobile the first leaguewide major partner of the WNBA. As the league's most prominent partner, Boost Mobile is tied closely to the WNBA brand on a national level. As part of this partnership, the Boost Mobile brand is prominently featured on the front of the game jerseys of 10 teams. Additionally, special programming highlighting the "WNBA's Top 15 Moments presented by Boost Mobile" is included as part of the league's 15th season celebration.

The WNBA has an extensive, highly integrated relationship with adidas. The sporting goods and apparel giant has served as the official outfitter of the WNBA, having unveiled new uniforms across the league in 2007 and again in 2011. In 2008, adidas became the first-ever presenting partner of the WNBA's entire postseason, including both the playoffs and Finals, and was the presenting partner for the 2011 WNBA All-Star Game.

Five WNBA teams have entered the league's Marquee Partnership program, which includes multiyear deals featuring branded sponsorship of game jerseys - the Phoenix Mercury partnering with LifeLock, the Los Angeles Sparks with Farmers Insurance Group, the Seattle Storm with Microsoft search engine Bing, the New York Liberty with Foxwoods Resort Casino, and the Washington Mystics with Inova Health System.

### Attendance/TV Ratings:

In 2011, WNBA attendance increased for the fifth consecutive year and regular-season TV viewership on ESPN2 reached its highest level since 2005, as fans responded to one of the most compelling seasons in the league's 15-year history.

Viewership for the league's showcase events also increased. Viewership for the WNBA All-Star Game on ABC was up 46 percent vs. the last All-Star on ABC in 2009 (there was no All-Star Game in 2010). Viewership for the 2011 WNBA Finals was up four percent over the 2010 championship series. U.S. ratings for the first round of the 2011 WNBA Draft on ESPN increased 47 percent vs. the first round of 2010 Draft on ESPN2.

The WNBA's broadcast coverage in 2011 included more than two dozen high-definition regular-season playoffs and Finals games on ESPN2 and ABC, as well as 70 regular-season games and up to six playoff games on NBA TV. In addition, all WNBA games were available online via WNBA LiveAccess unless: (a) They were televised on ABC or ESPN2 - in which case they streamed live on ESPN3.com and were later archived to WNBA.com, or (b) Their game window fell within a national broadcast window on ABC or ESPN2.

In July 2007, the WNBA signed a new, eight-year TV deal with ESPN that tipped off in 2009 and runs through 2016, the WNBA's 20th season. The agreement, which calls for ABC, ESPN, and ESPN2 to telecast WNBA games, includes rights fees, a first for any women's professional team sports league in the U.S.

### Digital/Social Media:

WNBA Digital assets continued to increase in popularity as WNBA.com saw continued growth during the 2011 season, with daily unique visits up 13 percent and overall visits up 11 percent. WNBA games streamed online at WNBA.com via LiveAccess saw a 55 percent increase in unique users. In terms of social media, the WNBA YouTube channel experienced a 35 percent increase in video views this season. The WNBA Facebook page (www.facebook.com/wnba) saw an 11 percent increase in fans.

### Global Reach:

The WNBA has a wide impact on overseas markets. In 2011, WNBA games and programming reached a record 203 countries in 25 languages. In addition, for the sixth consecutive year, fans around the globe are able to view WNBA action via live Webcasts on WNBA.com.

End-of-season 2011 WNBA rosters featured 15 international players from seven countries and territories. Among the league's international contingent are the three-time MVP, Seattle Storm forward/center Lauren Jackson (Australia), the Indiana Fever's Tammy Sutton-Brown (Canada), the San Antonio Silver Stars' Sophia Young (St. Vincent), the Los Angeles Sparks' Ticha Penicheiro (Portugal), and Tulsa's Liz Cambage (Australia), whom the Shock selected with the No. 2 overall pick in the 2011 Draft.

### WNBA Draft:

The 2012 WNBA Draft presented by Boost Mobile took place on April 16 at ESPN headquarters in Bristol, Conn. It was the second straight year in which the league's draft was held on the ESPN campus. The Los Angeles Sparks selected Stanford University forward Nnemkadi Ogwumike as the No. 1 overall pick. The Seattle Storm selected Shekinna Stricklen second, the Minnesota Lynx tabbed Devereaux Peters third, the Tulsa Shock chose Glory Johnson fourth, and the San Antonio Silver Stars took Jantel Lavender fifth to round out the first five selections. In 2011, Maya Moore, selected No. 1 overall by the Lynx, went on to become the fifth top pick in the past six seasons to win Rookie of the Year honors.

### Ownership:

Six WNBA teams now fall under the independent ownership model: the Atlanta Dream, Chicago Sky, Connecticut Sun, Los Angeles Sparks, Seattle Storm, and Tulsa Shock.

The Tulsa Shock (formerly Detroit), which began play in Tulsa in 2010, is owned by Tulsa Pro Hoops L.L.C. The Connecticut Sun, which began operation in 2003 after relocating from Orlando, is owned by the Mohegan Tribe. The Chicago Sky is owned by Michael Alter.

Entering the 2012 season, 10 women also serve as majority or minority owners of WNBA teams: Dr. Sheila Johnson (Washington Mystics); Paula Madison, Kathy Goodman and Carla Christofferson (Los Angeles Sparks); Mary Brock and Kelly Loeffler (Atlanta); and Dawn Trudeau, Ginny Gilder, and Lisa Brummel of Force 10 Hoops L.L.C. (Seattle Storm). A 10th, musical artist Michelle Williams, formerly of "Destiny's Child," is a minority owner of the Chicago Sky.

### Key Highlights:

On Aug. 26, 2011, retired three-time league MVP Lisa Leslie became the first former WNBA player to become part owner of a team when she joined the existing ownership group of the Los Angeles Sparks led by Paula Madison and investors Kathy Goodman and Carla Christofferson.

In 2010, Tina Thompson of the Los Angeles Sparks became the all-time scoring leader with 6,413 points, surpassing her former teammate, Lisa Leslie (6,263) who retired following the 2009 season.

Tina Charles won the 2010 WNBA Rookie of the Year award after averaging 15.5 ppg, 11.7 rpg, and 1.7 bpg, while also setting league records for most rebounds (398) and doubles-doubles (22) in a season.

Lauren Jackson won the 2010 WNBA MVP presented by Kia Motors award and also took home 2010 WNBA Finals MVP honors.

Jackson also became the third player to earn WNBA MVP honors three times (2003, 2007, 2010), joining the Sparks' Lisa Leslie (2001, 2004, 2006) and the Houston Comets' Sheryl Swoopes (2000, 2002, 2005). Houston's Cynthia Cooper earned the award twice (1997, 1998). The others to capture MVP honors are the Sacramento Monarchs' Yolanda Griffith (1999), the Sparks' Candace Parker (2008, when she became the first rookie in league history to earn the award), and the Phoenix Mercury's Diana Taurasi (2009).

Lisa Leslie of the Los Angeles Sparks became the first - and only - WNBA player to capture the regular-season, All-Star, and Finals MVP awards in the same season (2001).

Candace Parker became the first WNBA player to win Rookie of the Year and Most Valuable Player in the same season (2008). The first selection in the 2008 WNBA Draft, she earned both honors after leading the league in double-doubles and rebounds per game, while also ranking second in blocks per game and fourth in points per game.

Lauren Jackson became the WNBA's youngest (26 years, 77 days) and fastest (209 games) to score her 4,000th career point on July 27, 2007. Diana Taurasi subsequently surpassed Jackson as the fastest to 4,000 points in terms of fewest games played when she reached the milestone on July 27, 2009 in just 197 games.

Taurasi rewrote the WNBA scoring records in 2006 when she led the league with 25.3 points per contest, became the first WNBA player to top 800 points in a single season (860), and the single-season mark for three-point field-goals (121), and the single-game mark for points (47, a number later equaled by the Storm's Lauren Jackson in 2007).

Sheryl Swoopes, who earned MVP and Defensive Player of the Year honors in 2000 and 2002, recorded the league's first triple-double (14 points, 15 rebounds, 10 assists) vs. the Detroit Shock on July 27, 1999.

Lisa Leslie became the first player to dunk in a WNBA game when she did so on July 30, 2002 versus the Miami Sol. Candace Parker, also of the Sparks, was the second, dunking versus the Indiana Fever on June 22, 2008.

### WNBA Cares:

Through the WNBA Cares initiative, the league is deeply committed to creating programs that improve the quality of life for all people, with a special emphasis on promoting health and wellness, youth and family development, and education. WNBA teams and players donate countless dollars and hours each year through league programs including WNBA FIT, Breast Health Awareness, and WNBA Green.





# 2012 MINNESOTA LYNX MEDIA GUIDE

2011 WNBA CHAMPIONS



## LEAGUE MILESTONES

### 1996

**APR. 24** The NBA Board of Governors approved the concept of a WNBA.

**AUG. 7** **Val Ackerman** is named the first president of the WNBA.

**OCT. 23** **Sheryl Swoopes** became the first player signed by the WNBA.

**OCT. 30** WNBA announced eight teams to compete in the inaugural season - Charlotte, Cleveland, Houston, Los Angeles, New York, Phoenix, Sacramento and Utah.

### 1997

**JAN. 2** The Initial Player Allocation distributed the league's first 16 players (two per team). **Cynthia Cooper, Jennifer Gillom, Lisa Leslie, Sheryl Swoopes and Teresa Weatherspoon** were among the allocated players.

**APR. 19** The WNBA and Spalding introduced the league's official orange-and-oatmeal game ball at the WNBA Pre-Draft Camp at Disney's Wide World of Sports complex in Orlando, Fla.

**APR. 8** The Houston Comets selected USC forward **Tina Thompson** as the No. 1 draft pick in the inaugural WNBA Draft.

**JUNE 21** The New York Liberty and Los Angeles Sparks participated in the first WNBA game at the Great Western Forum in Inglewood, Calif. Sparks guard **Penny Toler** scored the league's first basket at 19:01. New York won 67-57.

**JUNE 23** The Utah Starzz became the first team to surpass the 100-point mark in a 102-89 victory against Los Angeles.

**JULY 2** New York forward **Rebecca Lobo** won her 100th consecutive game when the Liberty defeated Houston 70-67. The streak was composed of Lobo's 35-0 senior season at UConn, 60-0 mark as a member of the U.S. Olympic Team and 5-0 record as a member of the Liberty. The streak ended at 102.

**AUG. 30** The Houston Comets became the first WNBA champion following a 65-51 win over the New York Liberty at The Summit in Houston.

**OCT. 1** The WNBA announced that franchises in Detroit and Washington would join the league as expansion teams for the 1998 season.

### 1998

**APR. 22** The WNBA announced the addition of expansion teams in Orlando and Minnesota for the 1999 season.

**JUNE 19** Los Angeles center **Lisa Leslie** set a WNBA single-game record with 21 rebounds in the Sparks' 78-75 victory over New York.

**JUNE 21** Los Angeles center **Lisa Leslie** notched her seventh straight double-double, setting a WNBA record.

**JULY 18** Houston guard **Cynthia Cooper** became the first player to reach 1,000 career points during the Comets' 75-44 rout of Sacramento.

**JULY 29** Sacramento guard **Ticha Penicheiro** dished out a league single-game record 16 assists in a 75-67 loss vs. Cleveland. Penicheiro led the league in assists per game for six consecutive seasons (1998-2003).

**AUG. 29** In Game 2 of the WNBA Finals, Houston, who trailed Phoenix 1-0 in the best-of-three series, erased a 12-point deficit in the final 7:24, forced overtime and won the game. Houston went on to win the series and claimed its second of four titles.

### 1999

**APR. 29** The WNBA and WNBA signed the league's first collective bargaining agreement.

**JUNE 7** The WNBA announced the addition of four expansion teams to begin play in 2000 - Indiana, Miami, Portland and Seattle.

**JULY 14** Whitney Houston sang the National Anthem in front of a capacity crowd of 18,649 at New York's Madison Square Garden for the Inaugural WNBA All-Star Game. The West defeated the East 79-61 as Sparks center **Lisa Leslie** was named MVP.

**JULY 27** Houston forward **Sheryl Swoopes** recorded the WNBA's first triple-double with 15 points, 14 rebounds and 10 assists in an 85-46 win over Detroit at the Compaq Center.

**SEPT. 4** New York guard **Teresa Weatherspoon** nailed a shot from beyond the midcourt line with 2.4 seconds remaining to give the Liberty a 68-67 victory over the Houston Comets in Game 2 of the WNBA Championship. The shot sent the series to a decisive Game 3. The Comets won Game 3 and captured their third straight WNBA title.

### 2000

**JUNE 7** Cleveland forward **Eva Nemcova** ended her record streak of 66 consecutive free throws made with a miss against Orlando. Nemcova did not miss from the foul line from June 14, 1999 to June 5, 2000.

**JULY 17** The West defeated the East 73-61 at the 2000 WNBA All-Star Game at America West Arena in Phoenix. Houston forward **Tina Thompson** captured MVP honors.

**AUG. 25** Cleveland guard **Suzie McConnell Serio** was the recipient of the first Kim Perrot Sportsmanship Award. The award was named in honor of former Houston guard Kim Perrot, who passed away from cancer in 1999.

**AUG. 26** Houston guard **Cynthia Cooper** turned in a clutch performance to earn her fourth WNBA Finals MVP as the Comets claimed their fourth straight title by defeating the New York Liberty. In Game 1 of the series at Madison Square Garden, Cooper converted a crucial three-point play with 25.4 seconds left to push the Comets' lead to five. In Game 2, she scored six of her 25 points in overtime and nine of Houston's final 18 points. She retired following the season as the WNBA's all-time scoring leader (2,537 points).

### 2001

**JUNE 2** Houston's **Van Chancellor** became the first WNBA coach to record 100 victories as the Comets defeated the Detroit Shock 74-73.

**JUNE 7** Utah center **Margo Dydek** recorded the WNBA's second triple-double, setting a league record for blocked shots in the process, as her 12 points, 11 rebounds and 10 blocks led Utah to an 82-79 win over Orlando.

**JULY 3** Washington and Seattle battled through four overtime periods - the most in WNBA history - before the Mystics edged the Storm 72-69.

**JULY 7** Minnesota forward **Katie Smith** set the WNBA single-game scoring record with a 46-point performance, including six 3-pointers, in a 100-95 overtime loss at Los Angeles.

**JULY 14** The West three-peated at the 2001 WNBA All-Star Game in Orlando, Fla., as it defeated the East 80-72. Los Angeles center **Lisa Leslie** earned her second All-Star MVP award.

**JULY 30** Los Angeles center **Lisa Leslie** scored her 2,538th point to become the WNBA's all-time career scoring leader, surpassing Houston guard Cynthia Cooper.

**AUG. 10** Minnesota forward **Katie Smith** scored 22 points in the Lynx' 65-51 win over Seattle to break the WNBA single-season scoring record of 686 points set by Cynthia Cooper in 1999.

**AUG. 11** The L.A. Sparks were the first WNBA team to go undefeated at home in a season, finishing 16-0 at STAPLES Center.

**AUG. 13** Minnesota forward **Katie Smith** scored 29 points in a 74-60 loss at Houston, enabling her to set the highest single-season scoring average in WNBA history with 23.1 ppg. Smith rewrote the WNBA record books with seven single-season league records: scoring average, points (739), FTM (246), FTA (275), 3FGA (240), minutes played (1,234) and average minutes (38.6 mpg).

**AUG. 27** The Charlotte Sting, after dropping the opener of the Eastern Conference Finals at home, went into Madison Square Garden and took both games against the Liberty, ending New York's hopes of making a third straight trip to the WNBA Championship. Charlotte advanced to the championship after beginning the season with a 1-10 record.

**SEPT. 1** The Los Angeles Sparks claimed their first WNBA Championship and gave Los Angeles a sweep of professional basketball titles, following the L.A. Lakers' second straight NBA Championship. **Lisa Leslie** became the first WNBA player to capture all three MVP awards in the same season (regular season, All-Star, Finals), and joined NBA greats Shaquille O'Neal, Michael Jordan and Willis Reed as the only professional basketball players to accomplish that feat. Sparks coach **Michael Cooper** became the first to claim NBA and WNBA

titles, having won five NBA titles with the Lakers.

**SEPT. 1** The WNBA welcomed its 10 millionth fan prior to Game 2 of the WNBA Finals at the STAPLES Center in Los Angeles.

**NOV. 13** The Seattle Storm won the first pick in the 2002 WNBA Draft in the inaugural WNBA Draft Lottery, held in New York.

### 2002

**JUNE 4** Minnesota guard **Katie Smith** became the WNBA's all-time career leader for three-pointers made, surpassing Houston guard Cynthia Cooper (232). Smith set the mark during the Lynx' 78-68 loss to the Seattle Storm.

**JUNE 5** New York guard **Teresa Weatherspoon** became the first WNBA player to record 1,000 assists during the Liberty's 60-59 win over the Detroit Shock at Madison Square Garden.

**JUNE 8** The Orlando Miracle and Cleveland Rockers squared off in the longest game in WNBA history. The Miracle won 103-99 in the 2:57 contest that spanned three overtimes.

**JUNE 22** Utah forward **Natalie Williams** recorded the first 20/20 performance in WNBA history when she scored 22 points and grabbed 20 rebounds in Utah's 77-61 win over Sacramento at ARCO Arena.

**JULY 15** The West earned its fourth straight win in the 2002 WNBA All-Star Game in Washington, D.C., edging the East 81-76. Sparks center **Lisa Leslie** took All-Star MVP honors for the second straight year and third time in her career.

**JULY 22** Los Angeles center **Lisa Leslie** became the first WNBA player to record 3,000 points during the Sparks' 92-84 win over Orlando at STAPLES Center. Leslie recorded 24 points and 21 rebounds (tying the league record she set on 6/19/98).

**JULY 30** Los Angeles center **Lisa Leslie** became the first WNBA player to dunk in a game when she threw down a one-handed breakaway with 4:44 remaining in the first half in Los Angeles' 82-73 loss to Miami at STAPLES Center.

**AUG. 9** Utah center **Margo Dydek** became the first WNBA player to record 500 career blocks.

**AUG. 15** Washington forward **Chamique Holdscraw** became the first player to lead the league in both scoring (19.9 ppg) and rebounding (11.6 rpg) in a single season.

**AUG. 29** Los Angeles rookie guard **Nikki Teasley** nailed the game-winning shot in the waning seconds of Game 2 of the WNBA Finals, and gave the Los Angeles Sparks their second consecutive WNBA title. New York failed to win in its fourth all-time WNBA Finals appearance (0-4). **Lisa Leslie** earned Finals MVP honors for the second straight year.



# 2012 MINNESOTA LYNX MEDIA GUIDE

2011 WNBA CHAMPIONS



## LEAGUE MILESTONES

- OCT. 8** The WNBA Board of Governors votes to restructure the WNBA to allow individual team ownership, and to allow teams to be owned by non-NBA owners and located non-NBA markets.
- OCT. 1** The WNBA announced the Orlando Miracle will relocate to another city designated by the WNBA prior to the 2003 regular season.
- NOV. 3** The WNBA announced the addition of a franchise in San Antonio that will begin play in 2003.
- NOV. 27** The Miami Sol announced it would not assume ownership of the team after its operating agreement with the WNBA expired.
- DEC. 5** The WNBA announced the Utah Starzz would relocate to San Antonio for the 2003 season and would be owned and operated by Spurs Sports & Entertainment. The franchise was later introduced as the San Antonio Silver Stars.
- DEC. 30** The Portland Fire announced it would not assume ownership of the team after its operating agreement with the WNBA expired.
- 2003**
- JAN. 10** San Antonio announced "Silver Stars" as its official team name.
- JAN. 28** The WNBA announced the Orlando Miracle would relocate to Connecticut for the 2003 season and would be owned and operated by the Mohegan Sun. The Sun is the first independently owned and operated WNBA team, and the first team with its home in a non-NBA market.
- APR. 24** The WNBA holds the second annual Draft Lottery and a Dispersal Draft to disseminate players from the Miami Sol and Portland Fire. The Cleveland Rockers win the Lottery, while the Detroit Shock make Ruth Riley, formerly of the Sol, the first selection in the Dispersal Draft.
- APR. 25** The WNBA and WNBPA announced that they signed a new collective bargaining agreement covering four seasons with a league option for a fifth year. The agreement introduced the first free agency system in women's professional sports.
- APR. 5** Cleveland selected Mississippi State's **LaToya Thomas** as the first overall pick in the 2003 draft.
- APR. 9** Houston guard **Cynthia Cooper**, a two-time WNBA MVP and four-time WNBA Finals MVP, announced her return (from retirement) to the WNBA and the Comets for the 2003 season.
- MAY 23** Washington Mystics forward **Chamique Holdscraw** broke the WNBA record for rebounds in a game, grabbing 24 in a season-opening win over the Charlotte Sting. She also added 22 points and became the first WNBA player to record two 20-point, 20-rebound performances.
- MAY 31** Washington Mystics forward **Chamique Holdscraw** became the third-fastest player to 2,000 points and the fourth-fastest player to 1,000 rebounds, passing both milestones in a 71-60 loss at Indiana.
- JUNE 7** Seattle Storm forward **Lauren Jackson** became the youngest player in WNBA history to reach the 1,000-point plateau at 22 years and 27 days old.
- JUNE 10** Minnesota Lynx guard **Katie Smith** became the first WNBA player to record 300 three-point field goals in her career.
- JULY 1** Minnesota guard **Katie Smith** became the second-fastest player to reach 2,500 career WNBA points (139 games).
- JULY 12** The West All-Stars captured their fifth straight WNBA All-Star game in New York's Madison Square Garden by defeating the East All-Stars 84-75. Los Angeles guard **Nikki Teasley** earned the MVP award.
- JULY 31** Seattle Storm forward **Lauren Jackson** tallied 23 points and 20 rebounds, becoming only the fourth player in WNBA history to record a 20-point, 20-rebound performance.
- AUG. 6** Seattle guard **Sue Bird** notched her eighth point-assist double-double of the year, adding to her single-season record.
- AUG. 12** Seattle's **Lauren Jackson** streak of consecutive double-doubles (points, rebounds) to extended seven straight games.
- AUG. 25** Los Angeles guard **Nikki Teasley** finished the year averaging 11.5 points, 6.3 assists and 5.1 rebounds and became the first player in WNBA history to average more than 10 points, five assists and five rebounds in a season.
- SEPT. 14** Seattle Storm forward **Lauren Jackson** became the first international player to win the WNBA's Most Valuable Player.
- SEPT. 16** The Detroit Shock won their first WNBA title by defeating the L.A. Sparks in front of a sell-out crowd of 22,076 (a WNBA single-game record). Detroit's **Ruth Riley** recorded a career-high 27 points in Game 3 and won the Finals MVP award.
- SEPT. 19** The Cleveland Cavaliers/Gund Arena Company announced it would no longer operate the Cleveland Rockers.
- SEPT. 23** Connecticut's **Rebecca Lobo**, one of three original players signed by the WNBA, retired after a seven-year career.
- DEC. 3** The Phoenix Mercury won the first pick in the 2004 WNBA Draft in the third annual WNBA Draft Lottery.
- DEC. 17** The Board of Governors announced three rules changes. The three-point line moved from 19'9" to 20' 6", and the lane was widened from 12' to the NBA width of 16'. The 30-second shot clock resets to 20 seconds (as opposed to 30 seconds under the previous rule) when a defensive foul or other defensive violation occurs with less than 20 second remaining on the shot clock.
- 2004**
- JAN. 6** The WNBA held a Dispersal Draft to disseminate the players from the Cleveland franchise. The Phoenix Mercury selected forward **Penny Taylor** with the first overall selection.
- APR. 17** Phoenix took University of Connecticut's **Diana Taurasi** with the first pick of the 2004 WNBA Draft.
- JUNE 17** **Ticha Penicheiro** passed **Teresa Weatherspoon** to take over the number one spot in career assists.
- JULY 29** **Lisa Leslie** scored her 4,000th career point becoming the first WNBA player to reach the milestone.
- AUG. 2-31** The WNBA stopped play to give players the opportunity to compete in the 2004 Olympic Games in Athens, Greece.
- AUG. 5** USA Basketball beat the WNBA All-Stars 74-58 at historic Radio City Music Hall. The game was a send-off for the U.S. National team as they prepared for the Olympics.
- SEPT. 10** **Lisa Leslie** recorded the WNBA's third triple-double, tying Margo Dydek's record for blocked shots in the process, as her 29 points, 15 rebounds and 10 blocked shots led Los Angeles to an 81-63 victory over the Detroit Shock.
- OCT. 12** The Seattle Storm won their first WNBA title against the Connecticut Sun before a sell-out crowd of 17,072. For the first time in WNBA history, all three games of the WNBA Finals were sell-outs. Seattle guard **Betty Lennox** averaged 22.3 points in the finals and earned MVP honors.
- DEC. 1** The Charlotte Sting beat the odds to win the first pick in the 2005 WNBA Draft in the WNBA Draft Lottery. Charlotte had only a 9.7 percent chance of winning the top pick.
- 2005**
- FEB. 8** NBA Commissioner **David Stern** announced that the WNBA will be coming to Chicago for the 2006 season. The Chicago Sky is the second WNBA team to be owned and run by an entity outside of the NBA. In 2003, the Connecticut Sun became the first independently owned WNBA team.
- APR. 16** Charlotte took University of Minnesota's **Janel McCarville** with the first pick of the 2005 WNBA Draft.
- MAY 24** **Sheila Johnson**, co-founder of Black Entertainment Television, became the WNBA's first African-American female owner when she joined Ted Leonsis' Lincoln Holdings LLC, which in turn purchased the Washington Mystics from Washington Wizards' owner Abe Pollin.
- MAY 25** The Chicago Sky announced the hiring of former Boston Celtics guard and Hall-of-Famer **Dave Cowens** as head coach.
- JULY 13** Minnesota guard **Katie Smith** became the first woman in U.S. basketball history to score 5,000 points.
- AUG. 18** Seattle's **Anne Donovan** became the first female WNBA coach – and fourth in the league – to win 100 games.
- SEPT. 18** Houston forward **Sheryl Swoopes** became the first three-time WNBA Most Valuable Player in league history.
- SEPT. 20** Sacramento Monarchs clinch the 2005 WNBA title bringing the city of Sacramento its first basketball title.
- OCT. 24** The Minnesota Lynx beat the odds to win the first pick in the 2006 WNBA Draft in the fifth annual WNBA Draft Lottery. Minnesota had only a 16.7 percent chance of capturing the first pick.
- NOV. 16** The Chicago Sky selected 13 players in the WNBA Expansion Draft: **Jia Perkins** (Charlotte), **Brooke Wyckoff** (Connecticut), **Elaine Powell** (Detroit), **Kiesha Brown** (Houston), **Deanna Jackson** (Indiana), **Laura Macchi** (Los Angeles), **Stacey Lovelace** (Minnesota), **DeTrina White** (New York), **Ashley Robinson** (Phoenix), **Bernadette Ngoyisa** (San Antonio), **Chelsea Newton** (Sacramento), **Francesca Zara** (Seattle) and **Stacey Dales-Schuman** (Washington).
- 2006**
- FEB. 1** The WNBA announces the 2006 WNBA Draft and Pre-Draft Camp will be held in Boston. The WNBA events will conclude a week-long celebration of women's basketball emanating from Boston.
- APR. 5** The league holds the 2006 WNBA Draft, and Minnesota takes Louisiana State University guard **Seimone Augustus** as the No. 1 overall pick. It was the first time the WNBA Draft was held outside of the New York area and it concluded a week-long celebration of women's basketball emanating from Boston.
- JUNE 13** The WNBA All-Decade Team is selected by fans, a panel of national and WNBA-market media and the league's current players and coaches. The team is comprised of the 10 best and most influential players from its first 10 years of play, including **Sue Bird**, **Tamika Catchings**, **Cynthia Cooper**, **Yolanda Griffith**, **Lauren Jackson**, **Lisa Leslie**, **Katie Smith**, **Dawn Staley**, **Sheryl Swoopes** and **Tina Thompson**. **Van Chancellor**, who led the Houston Comets to consecutive WNBA championships in the league's first four seasons, was named the WNBA's Coach of Decade.
- JUNE 12** The 2006 WNBA All-Star Game takes place at New York City's Madison Square Garden. Four rookies – **Seimone Augustus**, **Cappie Pondexter**, **Sophia Young** and **Candice Dupree** – are named All-Stars. The East squad, led by All-Star MVP **Katie Douglas** of the Connecticut Sun, earns its first-ever victory with a 98-82 decision. Off the court, the inaugural All-Star Salute: Celebrating Inspiration Luncheon is a key highlight of the festivities.
- JUNE 23** In a game vs. San Antonio, L.A. Sparks center **Lisa Leslie** scores the 5,000th point in her WNBA career, becoming the first player in WNBA history to reach that milestone
- AUG. 10** **Diana Taurasi** scores a WNBA single-game record 47 points in a triple-overtime game against Houston.
- AUG. 30** As part of the League's 10th Anniversary season, the WNBA





# 2012 MINNESOTA LYNX MEDIA GUIDE

2011 WNBA CHAMPIONS



## LEAGUE MILESTONES

- Greatest Moment presented by AOL.com is unveiled during Game 1 of the 2006 WNBA Finals. Fans, who were able to log on to [www.aol.com/wnba](http://www.aol.com/wnba), voted **Teresa Weatherspoon's** half-court, buzzer-beater — a shot that propelled the New York Liberty to victory in Game 2 of the 1999 WNBA Finals and on to a deciding Game 3 against the Houston Comets — as their favorite moment in the WNBA's 10-year history.
- SEPT. 3** **Lisa Leslie** of the Los Angeles Sparks is named MVP of the league for the third time in her career after having also earned the honor in 2001 and 2004. Leslie joined the Houston Comets Sheryl Swoopes as the only players in WNBA history to capture MVP honors three times.
- SEPT. 9** The 2006 WNBA Finals saw the Detroit Shock earn their second title when they topped the Sacramento Monarchs in the first Finals matchup ever to reach a deciding fifth game. The historic game featured a sellout crowd of 19,671 at Joe Louis Arena in Detroit, the second highest Finals crowd in WNBA history. **Deanna Nolan** is named Finals MVP.
- OCT. 26** The Phoenix Mercury won the sixth annual Draft Lottery and earned the top pick in the 2007 WNBA Draft. It marked the first time that the team whose odds of winning the top pick were mathematically the smallest actually came away with the #1 pick.
- NOV. 7** The WNBA announces the creation of the **Dawn Staley** Community Leadership Award. The award will be presented to the player who best exemplifies the characteristics of a leader in the community and will reflect Staley's contagious leadership, spirit, charitable efforts and love for the game.
- DEC. 7** The WNBA Board of Governors approved the sale of the Los Angeles Sparks to an investment group led by **Katherine E. Goodman** and **Carla J. Christofferson**.
- DEC. 13** The Charlotte Bobcats Organization announces that it will no longer operate the Charlotte Sting.
- 2007**
- JAN. 8** The WNBA holds a Dispersal Draft to disseminate the players from the Charlotte franchise. The Chicago Sky select guard **Monique Currie** with the first overall selection.
- JAN. 31** The WNBA Board of Governors approved the sale of the Houston Comets to Hilton Koch/Hilton Acquisitions, LLC.
- FEB. 16** Electronic Arts announce that six WNBA players are featured in a new videogame NBA STREET Homecourt. **Sue Bird, Tamika Catchings, Lauren Jackson, Lisa Leslie, Sheryl Swoopes** and **Diana Taurasi** are the first female professional athletes to ever be featured and go head-to-head with their male counterparts in a videogame.
- MAR. 31** Former University of Texas Coach **Jody Conradt** becomes the inaugural recipient of the WNBA Inspiring Coach Award.
- APR. 4** The 2007 WNBA Draft presented by adidas takes place in Cleveland, marking the second straight year that the Draft was held immediately following the NCAA Women's Division I Championship Game and conducted in the same city as the Final Four. The Phoenix Mercury make **Lindsey Harding** the top overall pick before trading her to the Minnesota Lynx in exchange for **Tangela Smith**. The fast-paced Draft earned a place in league history when **Jessica Davenport**, the second overall pick, was subsequently traded from San Antonio to New York in exchange for all-star guard **Becky Hammon** and a future selection. It marked the first time in WNBA history that the top two picks were traded on Draft Day.
- JULY 15** The 2007 WNBA All-Star Game, the league's eighth such contest, was played in front of a sellout audience on July 15 at the Verizon Center in Washington, D.C. A crowd of 19,487 fans witnessed the East defeat the West, 103-99, as Cheryl Ford of the Detroit Shock clinched the MVP honors.
- JULY 15** Signaling a major milestone in its second decade, the WNBA reached an eight-year agreement with ESPN to have ABC, ESPN and ESPN2 televise games through the 2016 season. The agreement extends the WNBA's relationship with ESPN, which began in 1997, to 20 seasons.
- JULY 24** Seattle's **Lauren Jackson** scored 47 points in a 97-96 OT loss to the Washington Mystics, tying **Diana Taurasi** for the WNBA record for most points in a single game.
- JULY 27** **Lauren Jackson** scored her 4,000th career point during a 89-75 win over the Indiana Fever, becoming the youngest and fastest player in league history to reach the milestone.
- SEPT. 5** **Lauren Jackson** is named WNBA MVP for the second time in her career after having also earned the honor in 2003. Jackson led the WNBA in scoring, rebounding and double-doubles and was also named the WNBA's Player of the Week on five occasions. Jackson joined Lisa Leslie, Sheryl Swoopes and Cynthia Cooper as the only players in WNBA history to capture multiple MVP honors.
- SEPT. 16** The 2007 WNBA Finals saw the Phoenix Mercury win their first-ever championship. **Cappie Pondexter** was named MVP. The Mercury defeated the defending champion Detroit Shock in five games. It marked the first time the WNBA Championship has been won on the road, and Mercury head coach Paul Westhead became the first head coach to win both a WNBA and an NBA title (1980, Los Angeles Lakers). Total attendance for the 2007 WNBA Finals was 74,178, establishing a new all-time WNBA Finals record.
- OCT. 17** WNBA President **Donna Orender** announced that the city of Atlanta was awarded a WNBA expansion team for the 2008 season. The new team will be owned and operated by Atlanta businessman **J. Ronald Terwilliger**.
- OCT. 23** The Los Angeles Sparks won the seventh annual Draft Lottery and earned the top pick in the 2008 WNBA Draft. The Sparks won the lottery for the first time in their history, after tying the Minnesota Lynx for fewest wins in 2007.
- 2008**
- JAN. 28** The WNBA and the WNBAPA sign the league's third collective bargaining agreement covering six seasons, commencing with the 2008 season and continuing through 2013.
- JAN. 29** Rule changes are announced for the 2008 season and include the following: the inbound rule will permit a player to pass the ball anywhere (frontcourt or backcourt) on the court during the final minute of the fourth period and any overtime period; players not occupying lane spaces shall remain behind the three-point line during free-throws.
- FEB. 6** The WNBA held an Expansion Draft to build the inaugural roster of the Atlanta Dream. The Dream chose one player from each team, including **Kristen Mann, Betty Lennox, Katie Feenstra**, and **Kristin Haynie**. Atlanta also orchestrated trades for **Iziane Castro Marques** and **Ivory Latta**.
- FEB. 28** **Force 10 Hoops, LLC**, the entity owned by Seattle business-women and civic leaders Anne Levinson, Ginny Gilder, Lisa Brummel and Dawn Trudeau, purchased the Seattle Storm. Seven WNBA teams now fall under the independent ownership model: Atlanta, Chicago, Connecticut, Houston, Los Angeles, Seattle, and Washington.
- APR. 9** The 2008 WNBA Draft presented by adidas takes place in Tampa, marking the third straight year that the Draft was held immediately following the NCAA Women's Division I Championship Game and conducted in the same city as the Final Four. The Los Angeles Sparks make **Candace Parker** the top overall pick. **Sylvia Fowles** was selected No. 2 by Chicago, followed by the selection of **Candice Wiggins** by the Minnesota Lynx.
- MAY 17** **Candace Parker** of the Los Angeles Sparks nearly posted a triple-double in her pro debut on vs. Phoenix. She had 34 points, 12 rebounds and 8 assists. Her 34 points broke the record for a rookie in a debut game.
- MAY 29** On May 29 in a double-overtime loss at Indiana, **Candace Parker** became the first player in WNBA history to record a 5x5, which is total of five or more in five different categories. Parker had 16 points, 16 rebounds, six blocks, five assists and five steals.
- JUNE 6** **Tina Thompson** of the Houston Comets becomes just the second player in WNBA history to reach the 5,000 point milestone, joining Lisa Leslie.
- JUNE 22 & 24** **Candace Parker** dunks in back-to-back games, joining **Lisa Leslie** as the only players to have dunked in a WNBA game.
- JUNE 28** **Lisa Leslie** of the Los Angeles Sparks becomes the first WNBA player to record 3,000 career rebounds.
- JULY 30** **Robin Roberts**, co-anchor of ABC News' Good Morning America, is honored as the recipient of the 2008 WNBA Inspiration Award. **Roberts** is the keynote speaker at the WNBA Inspiring Women Luncheon in San Francisco, an event that also honored the U.S. Olympic Women's Basketball Team and served as a final send-off to the Beijing for the Olympic Games.
- JULY 28-AUG. 27** The WNBA stops play to give players the opportunity to compete in the 2008 Olympic Games in Beijing, China. The U.S. Olympic Women's Basketball Team defeated Australia in the gold medal game, while Russia defeated China for the bronze. The United States has now won four consecutive Olympic gold medals.
- AUG. 31** **Katie Smith** of the Detroit Shock reaches the 5,000 career point milestone, joining **Lisa Leslie** and **Tina Thompson**.
- SEPT. 5** **Ticha Penicheiro** of the Sacramento Monarchs becomes the first player in WNBA history to record 2,000 career assists.
- OCT. 3** Los Angeles Sparks forward **Candace Parker** is named the Hanns-G 'Go Beyond' Rookie of the Year as well as the WNBA Most Valuable Player presented by T-Mobile. It marks the first time a rookie won both awards in the same year. The top overall pick in the 2008 WNBA Draft, **Parker** capped a season in which she also earned All-WNBA First Team honors, two Hanns-G 'Go Beyond' Rookie of the Month Awards (May and July), one Player of the Week Award (Aug. 31) and the Peak Performer Rebounding Award.
- OCT. 5** The 2008 WNBA Finals saw the Detroit Shock sweep the San Antonio Silver Stars in three games. The Shock earned their third championship in six years. Detroit's **Katie Smith** was named Finals MVP.
- DEC. 2** The League announced that the Houston Comets, an original member of the WNBA, would suspend operations.
- DEC. 9** The WNBA holds a Dispersal Draft of the Houston Comets players. Teams drafted in inverse order of their regular-season finish in 2008. The Atlanta Dream selected **Sancho Lyttle** with the first pick, the Washington Mystics chose **Mattee Ajavon** with the second selection and the Chicago Sky took **Mistie Williams** with the third pick.
- DEC 9** The Atlanta Dream won the eighth annual WNBA Draft Lottery and earned the top pick in the 2009 WNBA Draft. The winning team had 420 chances out of 1,000 to receive the first overall selection. The lottery went exactly according to odds for the first time in WNBA history.
- 2009**
- FEB. 5** The WNBA Board of Governors voted to allow the expanded use of instant replay by game officials. The two modifications will allow referees to use instant replay 1.) to determine at any point during a game whether a field goal was correctly scored as a two- or three-point field goal, and, for the purposes of awarding the correct number of free throws, whether a shooter was fouled while taking a two- or three-point attempt and 2.) when the game clock malfunctions during a play concluding



# 2012 MINNESOTA LYNX MEDIA GUIDE

2011 WNBA CHAMPIONS



## LEAGUE MILESTONES

with no time remaining on the clock (0:00) at the end of any quarter or overtime period.

- APRIL 7** University of Tennessee head coach **Pat Summit** was named the recipient of the WNBA's Inspiring Coach Award.
- APRIL 9** The 2009 WNBA Draft presented by adidas takes place at the NBA Entertainment studios in Secaucus, NJ. **Angel McCoughtry, Kristi Toliver** and **Marissa Coleman** were selected as the top three overall picks.
- MAY 13** WNBA Live Access, a new feature on WNBA.com that provides fans with free access to more than 200 live game Webcasts, is launched and allows fans around the world to access live game Webcasts on individual team Web sites.
- JUNE 1** The Phoenix Mercury announces a groundbreaking marquee partnership with LifeLock to launch the first-ever branded jersey in WNBA or NBA history. The LifeLock name will appear on the front of Phoenix Mercury player jerseys and on warm-up suits through the 2011 season.
- JUNE 5** The Los Angeles Sparks reach an agreement with the Farmer's Insurance Group of Companies to become the second team to secure a marquee partnership and wear branded jerseys. The Farmer's Insurance Group of Companies name and logo will appear on player jerseys.
- JUNE 14** Raymond is named the recipient of the 2009 Dawn Staley Community Leadership Award.
- JULY 17** Sue Bird of the Seattle Storm reaches the 3,000-point plateau, becoming just the third player in league history to score 3,000 points and hand out 1,000 career assists (Shannon Johnson and Vickie Johnson).
- JULY 29** Cokie Roberts, political commentator for ABC News, senior news analyst for NPR News, and bestselling author, is honored as the recipient of the 2009 WNBA Inspiration Award. Roberts served as the keynote speaker at the WNBA Inspiring Women Luncheon in Chicago.
- AUG. 10** Lisa Leslie of the Los Angeles Sparks becomes the first player in WNBA history to record 6,000 career points.
- AUG. 15** Lauren Jackson of the Seattle Storm scores her 5,000th point against the Atlanta Dream, becoming the youngest and fastest player in league history to reach the milestone. Jackson joins Lisa Leslie, Tina Thompson and Katie Smith as the WNBA's 5,000 point scorers.
- SEPT. 5** Diana Taurasi of the Phoenix Mercury scores her 4,000th point, eclipsing Lauren Jackson as the youngest and fastest player in league history to reach the milestone. Taurasi accomplishes the feat in 197 games.
- SEPT. 26** Lisa Leslie tallies 22 points and 9 rebounds in the final game

of her WNBA career as the Los Angeles Sparks are defeated by the Phoenix Mercury in the Western Conference Finals. Leslie had previously announced that 2009 would be her final season, and retires as the all-time WNBA leader in points (6,263) and rebounds (3,307).

- SEPT. 29** The Mercury's Diana Taurasi wins the WNBA Most Valuable Player Award presented by Kia Motors, marking the first MVP honor of her professional career. Taurasi tallied 20.4 points per game and recorded 20+ points in 20 games in 2009.
- OCT. 9** The Phoenix Mercury defeats the Indiana Fever to clinch the WNBA Championship for the second time in three years. Finals MVP Diana Taurasi, Cappie Pondexter and Penny Taylor led the Mercury and held off a late rally by the tenacious Indiana Fever for a 94-86 victory in the deciding Game 5. The 2009 WNBA Finals also featured three sellouts plus the highest total attendance figure (82,018) in WNBA Finals history. Overall, average attendance for the 2009 WNBA Playoffs increased 18.5% over 2008 (9,979 vs. 8,420).
- OCT. 20** The Detroit Shock relocates to Tulsa, Oklahoma under the ownership of Bill Cameron, David Box and Tulsa Pro Hoops, LLC. Nolan Richardson is named the team's general manager and head coach.
- OCT. 29** Kathy Betty becomes managing partner of the Atlanta Dream after the investment group Dream Too, LLC purchases the team from Terwilliger.
- NOV. 5** The Minnesota Lynx win the ninth annual WNBA Draft Lottery and earned the top pick in the 2010 WNBA Draft. Minnesota had 428 chances out of 1,000 to receive the first overall selection by virtue of owning New York's combinations (261) in addition to its own (167).
- NOV. 20** The Maloof Family announces that they will no longer operate the Sacramento Monarchs.
- DEC. 4** The WNBA Competition Committee and Board of Governors approves the expanded use of instant replay by game officials in the following situations: 1.) To determine at any point during the game whether a 24-second shot clock violation occurred prior to the release of a successful field goal attempt or prior to a foul being committed and 2.) To determine during the last minute of regulation play and the last minute of any overtime period which player last touched the ball prior to it going out-of-bounds or whether the ball was last touched simultaneously by two opponents.
- DEC. 14** The WNBA holds a Dispersal Draft of the Sacramento Monarchs players. The New York Liberty selected Nicole Powell with the first pick while the Minnesota Lynx chose Rebekkah Brunson second and the Connecticut Sun took DeMya Walker with the third selection. The Chicago Sky selected Courtney Paris and the San Antonio Silver Stars

took Laura Harper to round out the top five picks. Teams drafted in inverse order of their regular-season finish in 2009.

### 2010

- JAN. 23** The Tulsa franchise unveils their team name, logo and colors. The Tulsa Shock's color scheme will consist of black, red and gold.
- APRIL 8** The 2010 WNBA Draft presented by adidas takes place at the NBA Entertainment studios in Secaucus, NJ. Tina Charles, Monica Wright, Kelsey Griffin, Epiphanny Prince and Jayne Appel were selected as the top five overall picks.
- MAY 15** The newly relocated Shock - complete with new ownership, a new head coach in Nolan Richardson, new colors and a new logo - tip-off their first game in Tulsa, Oklahoma.
- AUG. 8** Tina Thompson surpasses Lisa Leslie's WNBA career scoring mark of 6,263, making her the highest scoring player in league history.
- AUG. 13** Phoenix's Tangelia Smith plays in her 411th career game, breaking Vickie Johnson's previous record for most career games played.
- AUG. 15** In a game against Indiana, rookie Tina Charles of the Connecticut Sun sets WNBA single-season records for most double-doubles and total rebounds in a single season.
- SEPT. 7** Atlanta's Angel McCoughtry scores a WNBA Playoffs record 42 points in Game Two of the Eastern Conference Finals, a 105-93 victory over the New York Liberty. In that same game, New York's Cappie Pondexter tallies 36 points. Their combined total of 78 points set a WNBA record for most total points by two players in the same post-season game.
- SEPT. 16** The Seattle Storm won the 2010 WNBA championship by defeating the Atlanta Dream 87-84 in Game 3 of the WNBA Finals in Atlanta's Philips Arena. The Storm swept the Dream 3-0 in the best-of-five series and Seattle center Lauren Jackson, the league's regular season MVP, was named MVP of The Finals. It is the Storm's second championship and first since 2004.
- DEC. 3** Donna Orender steps down as WNBA President to launch her own marketing, media and strategy company.

### 2011

- FEB. 28** As part of WNBA Live - Manchester 2011 - a new, multiyear partnership between the Manchester (Eng.) City Council and the NBA, WNBA and USA Basketball - it is announced that the Atlanta Dream will participate in the first WNBA game to be played in Europe. The game is set for May 29, 2011 vs. Standard Life Team GB (Great Britain's national team) at Manchester Evening News Arena. The partnership will promote women in sport and encourage participation in team sports.

- MAR. 3** At a press conference at the AT&T Center in San Antonio, the WNBA announces that the Silver Stars will host the 2011 All-Star Game for the first time in franchise history. The contest, set for Saturday, July 23, is to be the second WNBA All-Star Game played in a Western Conference venue and the first since the 2000 game was held in Phoenix.
- MAR. 8** In honor of Women's History Month and International Women's Day, the WNBA officially announced plans to celebrate its 15th season. Among those would be the selection of the Top 15 Players and the Top 15 Moments in league history. Key among other planned celebrations would be a nationally televised game (ESPN2) in which the New York Liberty would visit the Los Angeles Sparks on June 21, fifteen years to the date of the league's inaugural game in 1997 featuring those same two teams.
- MAR. 28** Sheryl Swoopes, 40, returns to the WNBA, signing to play with the Tulsa Shock after a two-year hiatus. An inaugural member of the WNBA and a member of the league's All-Decade Team selected in 2006, Swoopes resume includes four WNBA championships as a member of the Houston Comets (1997-2000), three league MVP awards (2000, 2002, 2005) and three Defensive Player of the Year honors (2000, 2002, 2003).
- APR. 7** The Washington Mystics sign a marquee partnership with Inova Health System, becoming the fifth WNBA team to have such a partnership. Players will wear Inova Hospital System's name and logo on the front of their home and away jerseys during the 2011 WNBA season.
- APR. 7** The WNBA and partner adidas unveiled new uniforms for all 12 teams featuring Revolution 30 technology and women's basketball specific TECHFIT base layers.
- APR. 11** The WNBA becomes the first professional sports league to conduct its annual Draft at ESPN headquarters in Bristol, Conn. The Minnesota Lynx made Maya Moore the top overall selection of the 2011 WNBA Draft presented by adidas. Australian native Elizabeth Camburg, selected second by the Tulsa Shock, and Courtney Vandersloot, tapped third by the Chicago Sky, rounded out the top three picks.
- APR. 21** Laurel J. Richie, a veteran of more than three decades in consumer marketing, corporate branding, public relations and corporate management, is appointed President of the WNBA, NBA Commissioner David Stern announced. Laurel leaves her post as Senior Vice President and Chief Marketing Officer for Girl Scouts of the USA to join the WNBA.





# 2012 MINNESOTA LYNX MEDIA GUIDE

2011 WNBA CHAMPIONS



## LEAGUE MILESTONES

**JULY 23** In honor of the WNBA's 15th season, the league unveiled its "Top 15 Players of All Time" during a halftime ceremony live on ABC at the 2011 WNBA All-Star Game presented by adidas. With consideration given to on-court performance and ability, leadership, sportsmanship, and community service, as well as to contributions to team success and women's basketball, voting was conducted by fans, select national and WNBA-market media, and by current players and coaches. The players named were: Sue Bird, Tamika Catchings, Cynthia Cooper, Yolanda Griffith, Becky Hammon, Lauren Jackson, Lisa Leslie, Ticha Penicheiro, Cappie Pondexter, Katie Smith, Dawn Staley, Sheryl Swoopes, Diana Taurasi, Tina Thompson, and Teresa Weatherspoon.

**AUG. 9** In a road game at the Phoenix Mercury, Minnesota Lynx all-stars Lindsay Whalen and Seimone Augustus become the 35th and 36th players to surpass the 3,000-point mark for their respective careers, but the first pair of teammates to eclipse the mark in the same game. In the process, Augustus also tied the Mercury's Diana Taurasi as the fastest player in WNBA history to reach 3,000 (151 games).

**AUG. 22** The WNBA and Boost Mobile, an industry leader in no-contract wireless service, announced a landmark multiyear marketing partnership that made Boost Mobile the first league-wide marquee partner of the WNBA. As part of the deal, the Boost Mobile brand logo was subsequently featured on the front of the game jerseys of 10 of the WNBA's 12 teams. It marked the first time the WNBA had a league partner with jersey branding for multiple teams throughout the season other than adidas, the league's official outfitter.

**OCT. 2** Despite falling to the host Minnesota Lynx in Game 1 of the WNBA Finals, Atlanta Dream forward Angel McCoughtry set Finals records for points in a quarter (19 in the third), points in a half (27 in the second), and consecutive points (14 from late in the first half into the third quarter).

**OCT. 5** The Atlanta Dream's Angel McCoughtry surpasses the WNBA Finals record (set by her in 2010) for most points in a single game with 38 in a loss to the host Minnesota Lynx.

**OCT. 7** In a celebration of its 15th season, the WNBA and partner Boost Mobile unveiled the Top 15 Moments in league history as voted by fans. The top moment was Teresa Weatherspoon's half-court shot at the buzzer to win Game 2 of the 1999 WNBA Finals for the New York Liberty and send that series to a decisive third game. Ranking second was the WNBA's first ever game (NY Liberty at LA Sparks, June 21, 1997); third was Sparks' center Lisa Leslie throwing down the first dunk in WNBA history in the first half of a game vs. the Miami Sol.

**OCT. 7** The Minnesota Lynx captured their first WNBA title with a 73-67 win over the Atlanta Dream. Lynx guard/forward Seimone Augustus was named Finals MVP after leading the Lynx to a sweep in the best-of-five series. Augustus posted 22 points and seven assists in Game 1 and had a franchise-playoff record 36 points in Game 2, including 15 in the fourth quarter.

**2012**  
**APR. 16** The 2008 WNBA Draft presented by Boost Mobile takes place at ESPN headquarters in Bristol, CT, marking the second straight year that the draft was held on the campus of the league's broadcast partner. Stanford's Nnemkadi Ogwumike (Sparks), Tennessee's Shekinna Stricklen (Storm), Notre Dame's Devereaux Peters (Lynx), Tennessee's Glory Johnson (Shock), and Miami's Shenise Johnson (Silver Stars) are the top five picks.





# 2012 MINNESOTA LYNX MEDIA GUIDE

2011 WNBA CHAMPIONS



## ALL-TIME WNBA AWARD WINNERS

### WNBA MVP Award

1997	Cynthia Cooper	Houston Comets
1998	Cynthia Cooper	Houston Comets
1999	Yolanda Griffith	Sacramento Monarchs
2000	Sheryl Swoopes	Houston Comets
2001	Lisa Leslie	Los Angeles Sparks
2002	Sheryl Swoopes	Houston Comets
2003	Lauren Jackson	Seattle Storm
2004	Lisa Leslie	Los Angeles Sparks
2005	Sheryl Swoopes	Houston Comets
2006	Lisa Leslie	Los Angeles Sparks
2007	Lauren Jackson	Seattle Storm
2008	Candace Parker	Los Angeles Sparks
2009	Diana Taurasi	Phoenix Mercury
2010	Lauren Jackson	Seattle Storm
2011	Tamika Catchings	Indiana Fever

### Defensive Player of the Year

1997	Teresa Weatherspoon	New York Liberty
1998	Teresa Weatherspoon	New York Liberty
1999	Yolanda Griffith	Sacramento Monarchs
2000	Sheryl Swoopes	Houston Comets
2001	Debbie Black	Miami Sol
2002	Sheryl Swoopes	Houston Comets
2003	Sheryl Swoopes	Houston Comets
2004	Lisa Leslie	Los Angeles Sparks
2005	Tamika Catchings	Indiana Fever
2006	Tamika Catchings	Indiana Fever
2007	Lauren Jackson	Seattle Storm
2008	Lisa Leslie	Los Angeles Sparks
2009	Tamika Catchings	Indiana Fever
2010	Tamika Catchings	Indiana Fever
2011	Sylvia Fowles	Chicago Sky

### WNBA Rookie of the Year

1998	Tracy Reid	Charlotte Sting
1999	Chamique Holdscrow	Washington Mystics
<b>2000</b>	<b>BETTY LENNOX</b>	<b>MINNESOTA LYNX</b>
2001	Jackie Stiles	Portland Fire
2002	Tamicka Catchings	Indiana Fever
2003	Cheryl Ford	Detroit Shock
2004	Diana Taurasi	Phoenix Mercury
2005	Temeka Johnson	Washington Mystics
<b>2006</b>	<b>SEIMONE AUGUSTUS</b>	<b>MINNESOTA LYNX</b>
2007	Armintie Price	Chicago Sky
2008	Candace Parker	Los Angeles Sparks
2009	Angel McCoughtry	Atlanta Dream
2010	Tina Charles	Connecticut Sun
<b>2011</b>	<b>MAYA MOORE</b>	<b>MINNESOTA LYNX</b>

### WNBA Most Improved Player

2000	Tari Phillips	New York Liberty
2001	Janeth Arcain	Houston Comets
2002	Coco Miller	Washington Mystics
2003	Michelle Snow	Houston Comets
2004	Wendy Palmer	Connecticut Sun
	Kelly Miller	Indiana Fever
2005	Nicole Powell	Sacramento Monarchs
2006	Erin Buescher	Sacramento Monarchs
2007	Janel McCarville	New York Liberty
2008	Ebony Hoffman	Indiana Fever
2009	Crystal Langhorne	Washington Mystics
2010	Leilani Mitchell	New York Liberty
2011	Kia Vaughn	New York Liberty

### WNBA Coach of the Year

1997	Van Chancellor	Houston Comets
1998	Van Chancellor	Houston Comets
1999	Van Chancellor	Houston Comets
2000	Michael Cooper	Los Angeles Sparks
2001	Dan Hughes	Cleveland Rockers
2002	Marianne Stanley	Washington Mystics
2003	Bill Laimbeer	Detroit Shock
<b>2004</b>	<b>SUZIE MCCONNELL SERIO</b>	<b>MINNESOTA LYNX</b>
2005	John Whisenant	Sacramento Monarchs
2006	Mike Thibault	Connecticut Sun
2007	Dan Hughes	San Antonio Silver Stars
2008	Mike Thibault	Connecticut Sun
2009	Marynell Meadors	Atlanta Dream
2010	Brian Agler	Seattle Storm
<b>2011</b>	<b>CHERYL REEVE</b>	<b>MINNESOTA LYNX</b>

### Kim Perrot Sportsmanship Award

1997	Haixia Zheng	Los Angeles Sparks
1998	Suzie McConnell Serio	Cleveland Rockers
1999	Dawn Staley	Charlotte Sting
2000	Suzie McConnell Serio	Cleveland Rockers
2001	Sue Wicks	New York Liberty
2002	Jennifer Gillom	Phoenix Mercury
2003	Edna Campbell	Sacramento Monarchs
<b>2004</b>	<b>TERESA EDWARDS</b>	<b>MINNESOTA LYNX</b>
2005	Taj McWilliams-Franklin	Connecticut Sun
2006	Dawn Staley	Houston Comets
2007	Tully Bevilaqua	Indiana Fever
2008	Vickie Johnson	San Antonio Silver Stars
2009	Kara Lawson	Sacramento Monarchs
2010	Tamika Catchings	Indiana Fever
2011	Sue Bird	Seattle Storm
	Ruth Riley	San Antonio Silver Stars

### WNBA Newcomer of the Year

1998	Suzie McConnell Serio	Cleveland Rockers
1999	Yolanda Griffith	Sacramento Monarchs

### WNBA Sixth Woman of the Year

2007	Plenette Pierson	Detroit Shock
<b>2008</b>	<b>CANDICE WIGGINS</b>	<b>MINNESOTA LYNX</b>
2009	DeWanna Bonner	Phoenix Mercury
2010	DeWanna Bonner	Phoenix Mercury
2011	DeWanna Bonner	Phoenix Mercury





# 2012 MINNESOTA LYNX MEDIA GUIDE

2011 WNBA CHAMPIONS



## ALL-TIME WNBA AWARD WINNERS

### All-WNBA First Teams

#### 1998

F Tina Thompson  
 F Sheryl Swoopes  
 C Jennifer Gillom  
 G Suzie McConnell Serio  
 G Cynthia Cooper

Houston Comets  
 Houston Comets  
 Phoenix Mercury  
 Cleveland Rockers  
 Houston Comets

#### 1999

F Sheryl Swoopes  
 F Natalie Williams  
 C Yolanda Griffith  
 G Cynthia Cooper  
 G Ticha Penicheiro

Houston Comets  
 Utah Starzz  
 Sacramento Monarchs  
 Houston Comets  
 Sacramento Monarchs

#### 2000

F Sheryl Swoopes  
 F Natalie Williams  
 C Lisa Leslie  
 G Cynthia Cooper  
 G Ticha Penicheiro

Houston Comets  
 Utah Starzz  
 Los Angeles Sparks  
 Houston Comets  
 Sacramento Monarchs

#### 2001

**F KATIE SMITH**  
 F Natalie Williams  
 C Lisa Leslie  
 G Janeth Arcain  
 G Merlakia Jones

**MINNESOTA LYNX**  
 Utah Starzz  
 Los Angeles Sparks  
 Houston Comets  
 Cleveland Rockers

#### 2002

F Sheryl Swoopes  
 F Tamicka Catchings  
 C Lisa Leslie  
 G Sue Bird  
 G Mwadi Mabika

Houston Comets  
 Indiana Fever  
 Los Angeles  
 Seattle Storm  
 Los Angeles Sparks

#### 2003

F Lauren Jackson  
 F Tamika Catchings  
 C Lisa Leslie  
 G Sue Bird  
**G KATIE SMITH**

Seattle Storm  
 Indiana Fever  
 Los Angeles Sparks  
 Seattle Storm  
**MINNESOTA LYNX**

#### 2004

F Lauren Jackson  
 F Tina Thompson  
 C Lisa Leslie  
 G Sue Bird  
 G Diana Taurasi

Seattle Storm  
 Houston Comets  
 Los Angeles Sparks  
 Seattle Storm  
 Phoenix Mercury

#### 2005

F Lauren Jackson  
 F Sheryl Swoopes  
 C Yolanda Griffith  
 G Sue Bird  
 G Deanna Nolan

Seattle Storm  
 Houston Comets  
 Sacramento Monarchs  
 Seattle Storm  
 Detroit Shock

#### 2006

F Lauren Jackson  
 F Tamika Catchings  
 C Lisa Leslie  
 G Katie Douglas  
 G Diana Taurasi

Seattle Storm  
 Indiana Fever  
 Los Angeles Sparks  
 Connecticut Sun  
 Phoenix Mercury

#### 2007

F Diana Taurasi  
 F Penny Taylor  
 C Lauren Jackson  
 G Becky Hammon  
 G Deanna Nolan

Phoenix Mercury  
 Phoenix Mercury  
 Seattle Storm  
 San Antonio Silver Stars  
 Detroit Shock

#### 2008

F Candace Parker  
 F Sophia Young  
 C Lisa Leslie  
 G Diana Taurasi  
 G Lindsay Whalen

Los Angeles Sparks  
 San Antonio Silver Stars  
 Los Angeles Sparks  
 Phoenix Mercury  
 Connecticut Sun

#### 2009

F Diana Taurasi  
 F Tamika Catchings  
 C Lauren Jackson  
 G Becky Hammon  
 G Cappie Pondexter

Phoenix Mercury  
 Indiana Fever  
 Seattle Storm  
 San Antonio Silver Stars  
 Phoenix Mercury

#### 2010

F Lauren Jackson  
 F Tamika Catchings  
 C Sylvia Fowles  
 G Cappie Pondexter  
 G Diana Taurasi

Seattle Storm  
 Indiana Fever  
 Chicago Sky  
 New York Liberty  
 Phoenix Mercury

#### 2011

F Tamika Catchings  
 F Angel McCoughtry  
 C Tina Charles  
 G Diana Taurasi  
**G LINDSAY WHALEN**

Indiana Fever  
 Atlanta Dream  
 Connecticut Sun  
 Phoenix Mercury  
**MINNESOTA LYNX**

### All-WNBA Second Teams

#### 1998

F Eva Nemcova  
 F Cindy Brown  
 C Lisa Leslie  
 G Teresa Weatherspoon  
 G Andrea Stinson

Cleveland Rockers  
 Detroit Shock  
 Los Angeles Sparks  
 New York Liberty  
 Charlotte Sting

#### 1999

F Chamique Holdscaw  
 F Tina Thompson  
 C Lisa Leslie  
 G Teresa Weatherspoon  
 G Shannon Johnson

Washington Mystics  
 Houston Comets  
 Los Angeles Sparks  
 New York Liberty  
 Orlando Miracle

#### 2000

**F KATIE SMITH**  
 F Tina Thompson  
 C Yolanda Griffith  
 G Teresa Weatherspoon  
 G Shannon Johnson  
**G BETTY LENNOX**

**MINNESOTA LYNX**  
 Houston Comets  
 Sacramento Monarchs  
 New York Liberty  
 Orlando Miracle  
**MINNESOTA LYNX**

#### 2001

F Tina Thompson  
 F Chamique Holdscaw  
 C Yolanda Griffith  
 G Ticha Penicheiro  
 G Tamecka Dixon

Houston Comets  
 Washington Mystics  
 Sacramento Monarchs  
 Sacramento Monarchs  
 Los Angeles Sparks

#### 2002

F Tina Thompson  
 F Chamique Holdscaw  
 C Tari Phillips  
 G Shannon Johnson  
**G KATIE SMITH**

Houston Comets  
 Washington Mystics  
 New York Liberty  
 Orlando Miracle  
**MINNESOTA LYNX**

#### 2003

F Sheryl Swoopes  
 F Swin Cash  
 C Cheryl Ford  
 G Nikki Teasley  
 G Deanna Nolan

Houston Comets  
 Detroit Shock  
 Detroit Shock  
 Los Angeles Sparks  
 Detroit Shock

#### 2004

F Tamika Catchings  
 F Swin Cash  
 C Yolanda Griffith  
 G Nikki Teasley  
 G Nykeshia Sales

Indiana Fever  
 Detroit Shock  
 Sacramento Monarchs  
 Los Angeles Sparks  
 Connecticut Sun

#### 2005

F Tamika Catchings  
 F Taj McWilliams-Franklin  
 C Lisa Leslie  
 G Becky Hammon  
 G Diana Taurasi

Indiana Fever  
 Connecticut Sun  
 Los Angeles Sparks  
 New York Liberty  
 Phoenix Mercury

#### 2006

F Cheryl Ford  
 F Sheryl Swoopes  
 C Taj McWilliams-Franklin  
 G Alana Beard  
**G SEIMONE AUGUSTUS**

Detroit Shock  
 Houston Comets  
 Connecticut Sun  
 Washington Mystics  
**MINNESOTA LYNX**

#### 2007

F Tamika Catchings  
 F Sophia Young  
 C Tina Thompson  
 G Katie Douglas  
**G SEIMONE AUGUSTUS**

Indiana Fever  
 San Antonio Silver Stars  
 Houston Comets  
 Connecticut Sun  
**MINNESOTA LYNX**

#### 2008

F Asjha Jones  
 F Deanna Nolan  
 C Lauren Jackson  
 G Becky Hammon  
 G Sue Bird

Connecticut Sun  
 Detroit Shock  
 Seattle Storm  
 San Antonio Silver Stars  
 Seattle Storm

#### 2009

F Candace Parker  
 F Sophia Young  
 C Lisa Leslie  
 G Katie Douglas  
 G Deanna Nolan

Los Angeles Sparks  
 San Antonio Silver Stars  
 Los Angeles Sparks  
 Indiana Fever  
 Detroit Shock

#### 2010

F Crystal Langhorne  
 F Angel McCoughtry  
 C Tina Charles  
 G Sue Bird  
 G Katie Douglas

Washington Mystics  
 Atlanta Dream  
 Connecticut Sun  
 Seattle Storm  
 Indiana Fever

#### 2011

F Penny Taylor  
**F SEIMONE AUGUSTUS**  
 C Sylvia Fowles  
 G Sue Bird  
 G Cappie Pondexter

Phoenix Mercury  
**MINNESOTA LYNX**  
 Chicago Sky  
 Seattle Storm  
 New York Liberty



# 2012 MINNESOTA LYNX MEDIA GUIDE

2011 WNBA CHAMPIONS



## ALL-TIME WNBA LEADERS

### POINTS

1. Tina Thompson	6751
2. Lisa Leslie	6263
3. Katie Smith	6015
4. Lauren Jackson	5915
5. Diana Taurasi	5423
6. Tamika Catchings	5176
7. Becky Hammon	5090
6. Tangela Smith	5011
9. Sheryl Swoopes	4875
10. DeLisha Milton-Jones	4863

### FIELD GOALS MADE

1. Tina Thompson	2385
2. Lisa Leslie	2332
3. Lauren Jackson	2056
4. Tangela Smith	2044
5. Katie Smith	1900
6. Taj McWilliams-Franklin	1863
7. Sheryl Swoopes	1828
8. Chamique Holdscrow	1825
9. DeLisha Milton-Jones	1814
10. Diana Taurasi	1766

### FIELD GOAL % (400 or more FGM)

1. Sylvia Fowles	.579	671/1159
2. Crystal Langhorne	.569	679/1193
3. Tamika Raymond	.549	548/998
4. Ann Wauters	.538	752/1398
5. Erika de Souza	.534	647/1212
6. Le'coe Willingham	.522	508/973

### FREE THROWS MADE

1. Lisa Leslie	1477
2. Tamika Catchings	1433
3. Katie Smith	1381
4. Lauren Jackson	1373
5. Tina Thompson	1334
6. Yolanda Griffith	1232
7. Diana Taurasi	1228
8. Swin Cash	1151
9. Becky Hammon	1062
10. Shannon Johnson	1017

### FREE THROW % (200 or more FTM)

1. Eva Nemcova	.897	227/253
2. Becky Hammon	.895	1062/1186
3. Nicole Powell	.888	398/448
4. Sue Bird	.873	584/669
5. Kara Lawson	.872	387/444
6. Cynthia Cooper	.871	758/870
7. Janeth Arcain	.867	580/669
8. Seimone Augustus	.865	521/602

### 3-POINT FIELD GOALS

1. Katie Smith	834
2. Becky Hammon	702
3. Diana Taurasi	663
4. Tina Thompson	647
5. Katie Douglas	576
6. Sue Bird	547
7. Nicole Powell	482
8. Tamika Catchings	453
9. Kara Lawson	433
10. Lauren Jackson	430

### 3-POINT FIELD GOAL % (100 or more attempts)

1. Jennifer Azi	.458	158/345
2. Laurie Koehn	.449	92/205
3. Cathy Joens	.418	46/110
4. Sidney Spencer	.418	122/292
5. Kristen Rasmussen	.415	59/142
6. Sandy Brondello	.410	114/278
7. Shanna Crossley	.408	199/488
8. Kristi Toliver	.407	133/327
9. Jamie Carey	.406	84/207
10. Jackie Stiles	.406	65/160

### REBOUNDS

1. Lisa Leslie	3307
2. Taj McWilliams-Franklin	2836
3. Tina Thompson	2772
4. Yolanda Griffith	2444
5. Lauren Jackson	2397
6. Tamika Catchings	2367
7. Tangela Smith	2216
8. DeLisha Milton-Jones	2233
9. Margo Dydek	2143
9. Michelle Snow	2143

### ASSISTS

1. Ticha Penicheiro	2560
2. Sue Bird	1780
3. Shannon Johnson	1424
4. Becky Hammon	1396
5. Lindsay Whalen	1347
6. Teresa Weatherspoon	1338
7. Dawn Staley	1337
8. Vickie Johnson	1205
9. Tamika Catchings	1147
10. Katie Smith	1124

### BLOCKED SHOTS

1. Margo Dydek	877
2. Lisa Leslie	822
3. Lauren Jackson	579
4. Tangela Smith	554
5. Tammy Sutton-Brown	528
6. Ruth Riley	481
7. Taj McWilliams-Franklin	397
8. Michelle Snow	351
9. Tina Thompson	328
10. Yolanda Griffith	323

### MINUTES

1. Tina Thompson	14561
2. Katie Smith	13902
3. Taj McWilliams-Franklin	12667
4. Tangela Smith	12584
5. Ticha Penicheiro	12555
6. Vickie Johnson	12435
7. DeLisha Milton-Jones	12344
8. Lisa Leslie	11634
9. Becky Hammon	10749
10. Sue Bird	10737

### STEALS

1. Tamika Catchings	775
2. Ticha Penicheiro	756
3. Sheryl Swoopes	657
4. Tully Bevilacqua	566
5. DeLisha Milton-Jones	550
6. Taj McWilliams-Franklin	546
7. Katie Douglas	538
8. Yolanda Griffith	529
9. Shannon Johnson	494
10. Lisa Leslie	492





# 2012 MINNESOTA LYNX MEDIA GUIDE

2011 WNBA CHAMPIONS



## PLAYOFF FORMAT & HISTORY



The top four teams from each conference will qualify for the 2012 WNBA Playoffs. Teams in each conference will be seeded one through four based on record. The first two rounds of the 2012 WNBA Playoffs are a best-of-three series, while the 2012 WNBA Finals is a best-of-five series. The team with the better regular-season record will have home court advantage in each round of the playoffs. The WNBA uses a 1-2 format in the first two rounds, in which the team with the better record plays on the road for Game 1 and returns home for Games 2 and 3. In the first round of the WNBA Playoffs, each conference's regular-season champion (#1 seed) will meet the conference's fourth-place team (#4 seed). The conference's second-place team (#2 seed) will meet the conference's third-place team (#3 seed). The winners of the first-round series advance to the Eastern Conference and Western Conference Finals, with the two conference champions squaring off in the WNBA Finals. In the WNBA Finals, the higher seed plays at home in games 1, 2 and 5. The first round of the playoffs begin Thursday, Sept. 27, 2012.

### 2012



### WNBA Champions

Year	Winning Team	Coach	Losing Team	Coach	Series
1997	Houston Comets	Van Chancellor	New York Liberty	Nancy Darsch	1-0
1998	Houston Comets	Van Chancellor	Phoenix Mercury	Cheryl Miller	2-1
1999	Houston Comets	Van Chancellor	New York Liberty	Richie Aduabato	2-1
2000	Houston Comets	Van Chancellor	New York Liberty	Richie Aduabato	2-0
2001	Los Angeles Sparks	Michael Cooper	Charlotte Sting	Anne Donovan	2-0
2002	Los Angeles Sparks	Michael Cooper	New York Liberty	Richie Aduabato	2-0
2003	Detroit Shock	Bill Laimbeer	Los Angeles Sparks	Michael Cooper	2-1
2004	Seattle Storm	Anne Donovan	Connecticut Sun	Mike Thibault	2-1
2005	Sacramento Monarchs	John Whisenant	Connecticut Sun	Mike Thibault	3-1
2006	Detroit Shock	Bill Laimbeer	Sacramento Monarchs	John Whisenant	3-2
2007	Phoenix Mercury	Paul Westhead	Detroit Shock	Bill Laimbeer	3-2
2008	Detroit Shock	Bill Laimbeer	San Antonio Silver Stars	Dan Hughes	3-0
2009	Phoenix Mercury	Cory Gaines	Indiana Fever	Lin Dunn	3-2
2010	Seattle Storm	Brian Agler	Atlanta Dream	Marynell Meadors	3-0
2011	<b>MINNESOTA LYNX</b>	<b>CHERYL REEVE</b>	<b>ATLANTA DREAM</b>	<b>MARYNELL MEADORS</b>	<b>3-0</b>

### Conference Winners (Regular Season)

Year	East	W-L	West	W-L
1997	Houston	18-10	Phoenix	16-12
1998	Cleveland	20-10	Houston	27-3
1999	New York	18-14	Houston	26-6
2000	New York	20-12	Los Angeles	28-4
2001	Cleveland	22-10	Los Angeles	28-4
2002	New York	18-14	Los Angeles	25-7
2003	Detroit	25-9	Los Angeles	24-10
2004	Connecticut	18-16	Los Angeles	25-9
2005	Connecticut	26-8	Sacramento	25-9
2006	Connecticut	26-8	Los Angeles	25-9
2007	Detroit	24-10	Phoenix	23-11
2008	Detroit	22-12	San Antonio	24-10
2009	Indiana	22-12	Phoenix	23-11
2010	Washington	22-12	Seattle	28-6
2011	Indiana	21-13	<b>MINNESOTA</b>	<b>27-7</b>

### All Time Regular Season Records (sorted by winning percentage)

TEAM	W	L	PCT	TEAM	W	L	PCT	TEAM	W	L	PCT
Houston Comets	224	132	.629	Phoenix Mercury	249	243	.506	Washington Mystics	186	278	.401
Los Angeles Sparks	294	198	.598	Miami Sol <sup>^</sup>	48	48	.500	Atlanta Dream	61	75	.402
Connecticut Sun	181	125	.592	Cleveland Rockers <sup>#</sup>	108	112	.491	Portland Fire <sup>##</sup>	37	59	.385
New York Liberty	264	229	.536	Orlando Miracle <sup>*</sup>	60	68	.469	Chicago Sky	75	129	.368
Seattle Storm	214	185	.536	Utah Starzz <sup>**</sup>	87	99	.468	Tulsa Shock	9	59	.132
Detroit Shock <sup>***</sup>	210	186	.530	<b>MINNESOTA LYNX</b>	<b>192</b>	<b>240</b>	<b>.444</b>	<sup>*</sup> Orlando relocated to Connecticut on 1/28/03			
Sacramento Monarchs	224	200	.528	Charlotte Sting <sup>^^</sup>	143	179	.444	<sup>**</sup> Utah relocated to San Antonio on 12/5/02			
Indiana Fever	210	192	.522	San Antonio Silver Stars	132	174	.431	<sup>***</sup> Detroit relocated to Tulsa on 10/20/09			

<sup>#</sup> Cleveland folded on 9/19/03  
<sup>##</sup> Portland folded on 12/30/02  
<sup>^</sup> Miami folded on 11/27/02  
<sup>^^</sup> Charlotte folded on 1/4/07



# 2012 MINNESOTA LYNX MEDIA GUIDE

2011 WNBA CHAMPIONS



## 2012 WNBA DRAFT

### FIRST ROUND

No.	Team	Player	Pos.	College/Team
1.	Los Angeles	Nnemkadi Ogwumike	F	Stanford
2.	Seattle	Shekinna Stricklen	F	Tennessee
3.	Minnesota	Devereaux Peters	F	Notre Dame
4.	Tulsa	Glory Johnson	F	Tennessee
5.	San Antonio	Shenise Johnson	G	Miami (Fla.)
6.	Phoenix	Samantha Prahalis	G	Ohio State
7.	New York	Kelley Cain	C	Tennessee
8.	Washington	Natalie Novosel	G	Notre Dame
9.	Connecticut	Astan Dabo	C	Mali
10.	Washington	LaSondra Barrett	F	Louisiana State
11.	Indiana	Sasha Goodlett	C	Georgia Tech
12.	Minnesota	Damiris Dantas	C	Brazil

### SECOND ROUND

No.	Team	Player	Pos.	College/Team
13.	Los Angeles	Farhiya Abdi	F	Sweden
14.	Atlanta	Tiffany Hayes	G	Connecticut
15.	Los Angeles	Khadijah Rushdan	G	Rutgers
16.	Los Angeles	Tyra White	G	Texas A&M
17.	Tulsa	Riquna Williams	G	Miami (Fla.)
18.	Minnesota	Julie Wojta	G/F	Wisconsin-Green Bay
19.	Minnesota	Kayla Standish	F	Gonzaga
20.	Minnesota	Nika Baric	G	Slovenia
21.	Connecticut	Chay Shegog	C	North Carolina
22.	Seattle	Keisha Hampton	F	DePaul
23.	Chicago	Shey Peddy	G	Temple
24.	Phoenix	C'eira Ricketts	G	Arkansas

### THIRD ROUND

No.	Team	Player	Pos.	College/Team
25.	Tulsa	Vicki Baugh	F/C	Tennessee
26.	Washington	Anjale Barrett	G	Maryland
27.	Chicago	Sydney Carter	G	Texas A&M
28.	Los Angeles	April Sykes	G/F	Rutgers
29.	Tulsa	Lynetta Kizer	C	Maryland
30.	Phoenix	Christine Flores	F	Missouri
31.	Minnesota	Jacki Gemelos	G	USC
32.	Atlanta	Isabelle Yacoubou	C	France
33.	Phoenix	Amanda Johnson	F	Oregon
34.	Indiana	Courtney Hurt	F	Virginia Commonwealth
35.	Washington	Briana Gilbreath	G	USC
36.	New York	Katelan Redmon	G/F	Gonzaga







# 2012 MINNESOTA LYNX MEDIA GUIDE

2011 WNBA CHAMPIONS



## WNBA COMMUNITY RELATIONS



### WNBA CARES

Through WNBA Cares, the WNBA is deeply committed to creating programs that improve the quality of life for all people, with a special emphasis on education, youth and family development and health and wellness.



### WNBA FIT

The league's comprehensive health and wellness program that encourages girls and women of all ages to learn more about their bodies and the importance of physical fitness through programs related to health, fitness, nutrition and self-esteem. Programming inspires girls and women to get started on "being fit" through small changes in their daily routine.

Dribble, Dish & Swish, a program of NBA/WNBA Fit, is free for boys and girls ages 7 to 12 and encourages participants to be active and to maintain healthy lifestyles. The competition gives participants the opportunity to showcase their fundamental basketball skills and physical fitness through a time-based, half-court obstacle course. The local champion in each age and gender group will receive an all-expense paid trip to NBA All-Star, where they will compete in the national finals.



### BREAST HEALTH AWARENESS

The WNBA Breast Health Awareness program focuses on generating awareness and educating women about breast cancer in addition to raising funds for the initiative.



### WNBA GREEN

The WNBA is committed to a long-term environmental plan through the implementation of sustainable business practices and procedures that decrease the league's carbon footprint and contribute to a clean, healthy environment. The WNBA Greening Initiative is an innovative program designed to reduce the environmental impact of the league's operations and events.



### DRIBBLE TO STOP DIABETES

Campaign raising the awareness for diabetes and to promote the importance of healthy, active lifestyles, as well as diabetes awareness, prevention, and management.



### VACCINES FOR TEENS

A national multimedia campaign designed to educate teens and their parents about the importance of vaccination against, potentially life-threatening diseases.

# COMMUNITY



2012 MINNESOTA  
LYNX MEDIA GUIDE





# 2012 MINNESOTA LYNX MEDIA GUIDE

2011 WNBA CHAMPIONS




The Minnesota Lynx Foundation supports breast cancer research and support programs in the state of Minnesota.

## IN THE COMMUNITY



The Minnesota Lynx Read to Achieve program is a year-round literacy program to help students and kids develop a life-long love for reading. Reaching an estimated 50 million children per year, Read to Achieve is the most extensive education outreach program in the history of professional sports. During the season, Lynx players host reading timeouts throughout the Twin Cities area.



The Minnesota Lynx Tickets for Kids program donates game tickets to over 50 charitable organizations, including nonprofit agencies, schools and shelters throughout the state of Minnesota. Corporate sponsors, season ticket holders and Lynx supporters donate unused tickets, which are distributed to those who may not have otherwise been able to enjoy a Lynx game in person. Ticket donations must be received 72 hours prior to the game date.



# 2012 MINNESOTA LYNX MEDIA GUIDE

2011 WNBA CHAMPIONS



## IN THE COMMUNITY



The Minnesota Lynx Fit program encourages children and their families to stay active and healthy. Lynx players and coaches will host events and clinics to encourage healthy eating, regular exercise and a positive body image.



The Lynx Breast Health Awareness initiative focuses on generating awareness and education women about breast cancer and raising funds for the Lynx foundation. During the Sunday, August 19th game, the players will wear pink jerseys to bring awareness to the cause.





# 2012 MINNESOTA LYNX MEDIA GUIDE

2011 WNBA CHAMPIONS



## MINNESOTA LYNX CATWALK for a Cure

On Thursday, August 23rd, the Minnesota Lynx will host the fourth annual Catwalk for a Cure at Mall of America to spread awareness about breast cancer. The event includes a fashion show where Lynx players and coaches are the models. They will be wearing clothes from stores in the mall and will have the opportunity to show their personal style. The Lynx will also host a silent auction and program. All proceeds from this event benefit the Lynx Foundation.

