

2012 INDIANA FEVER MEDIA GUIDE

SEVEN CONSECUTIVE WNBA PLAYOFF APPEARANCES



presented by
Community Health Network

Fever
BASKETBALL.com

TABLE OF CONTENTS

INTRODUCTION	2-8	PLAYOFF HISTORY AND RECORDS	103-122
2012 Indiana Fever Schedule	2	All-Time Playoff Summary	104
Quick Facts	2	All-Time Playoff Team Statistics & Coaching Records	104
2012 Indiana Fever Roster	3	Playoff Seeding History & Attendance Records	104-105
Media Information	4-5	All-Time Playoff Results	106-107
Bankers Life Fieldhouse	6-7	Fever Team Playoff Records	108-112
Welcome to Indianapolis	8	Fever Individual Playoff Records	113-117
FEVER FRONT OFFICE	9-27	Fever & Opponent Top Scorers & Double-Doubles	118
PS&E Staff Directory	10-11	Opponent Single-Game Playoff Records	119-121
PS&E Owner/Chairman & CEO Herbert Simon	12	FRANCHISE HISTORY	123-158
Fever COO/General Manager Kelly Krauskopf	13	Great Dates In Franchise History	124-129
PS&E Executive Staff	14-17	Draft History	130-131
Fever Staff	18-19	Annual Statistics & Results (2000-2010)	132-142
Game Entertainment – Freddy Fever & Inferno	20	All-Time Roster	143-155
Fever Broadcasters	21	Honor Roll	156-158
Fever In The Community	22-25	THE WNBA	159-195
Pacers Foundation, Inc.	26	Atlanta Dream	160-161
WNBA In The Community	27	Chicago Sky	162-163
MEET THE FEVER	29-66	Connecticut Sun	164-165
Head Coach Lin Dunn	30-31	Los Angeles Sparks	166-167
Fever Coaching Staff	32-33	Minnesota Lynx	168-169
La'Tangela Atkinson	34-35	New York Liberty	170-171
Shannon Bobbitt	36-37	Phoenix Mercury	172-173
Tamika Catchings	38-42	San Antonio Silver Stars	174-175
Jessica Davenport	43-44	Seattle Storm	176-177
Katie Douglas	45-48	Tulsa Shock	178-179
Sasha Goodlett	49	Washington Mystics	180-181
Roneeka Hodges	50-51	History of the WNBA	182-190
Briann January	52-53	2011 WNBA Recap	191-194
Erlana Larkins	54-55	WNBA Playoff Format	195
Erin Phillips	56-58	 	
Jeanette Pohlen	59-60	All WNBA and team insignia depicted in this publication are the property of WNBA Enterprises, LLC., and the respective teams and may not be reproduced for commercial purposes without the prior written consent of WNBA Enterprises, LLC. The information contained in this publication was compiled by the Indiana Fever and is provided as a courtesy to our fans and the press and may be used only for personal or editorial purposes. Any commercial use of this information is prohibited without the prior written consent of the Indiana Fever.	
Tammy Sutton-Brown	61-64		
Shavonte Zellous	65-66		
YEAR IN REVIEW	67-70		
Record Breakdown	68		
2011 Day-by-Day Results	69		
2011 Final Statistics	70		
REGULAR SEASON RECORDS	71-102		
Annual Won-Loss Records & Team Statistics	72		
All-Time Coaches	72		
Attendance Figures	73		
Annual Statistical Leaders	74		
All-Time Series with WNBA Teams	75		
Fever Team Records	76-81		
Fever Individual Records	82-88		
Miscellaneous Individual Records	89-90		
Fever Rookie Records	91-92		
Fever Top Scoring Performances & Double-Doubles	93-95		
Opponent Team Records	96-98		
Opponent Individual Records	99		
Opponent Top Scoring Performances & Double-Doubles ..	100-101		

**WRITTEN BY:**

David Benner, Tim Edwards, Kevin Messenger and ICVA

EDITED BY:

Becca Bornhorst, Ashley Bureau, Zach Cutshaw, Tim Edwards, Marissa Johnson and Kevin Messenger.

PHOTOS:

Frank McGrath and Jessica Hoffman, Pacers Sports & Entertainment; Ron Hoskins, NBAE/Getty Images; Indianapolis Convention & Visitors Association

2012 SCHEDULE

MAY		Opponent	Time	RADIO	TV	WEBCAST
Sat.	19	Atlanta	7:00 pm	1070 The Fan	FSI	FeverBasketball.com
Fri.	25	at Chicago	8:30 pm			FeverBasketball.com
Sun.	27	at Atlanta	3:00 pm			FeverBasketball.com
JUNE						
Sat.	2	New York	7:00 pm	1070 The Fan	FSI	FeverBasketball.com
Sun.	3	at New York	6:00 pm	1070 The Fan		FeverBasketball.com
Fri.	8	Connecticut	7:00 pm	1070 The Fan		FeverBasketball.com
Fri.	15	at Washington	7:00 pm	1070 The Fan		FeverBasketball.com
Sat.	16	Chicago	7:00 pm	1070 The Fan		FeverBasketball.com
Tue.	19	at Connecticut	7:00 pm			FeverBasketball.com
Thu.	21	Connecticut	7:00 pm	1070 The Fan	FSI	FeverBasketball.com
Sat.	23	at Tulsa	8:00 pm			FeverBasketball.com (archived)
Tue.	26	at Atlanta	12:00 pm			FeverBasketball.com
Wed.	27	at Chicago	12:30 pm			FeverBasketball.com
JULY						
Thu.	5	San Antonio	7:00 pm	1070 The Fan		FeverBasketball.com
Sat.	7	Chicago	7:00 pm			FeverBasketball.com
Tue.	10	New York	12:00 pm			FeverBasketball.com
Thu.	12	Los Angeles	7:00 pm	1070 The Fan	ESPN2	ESPN3.com
AUGUST						
Thu.	16	Washington	7:00 pm	1070 The Fan		FeverBasketball.com
Sat.	18	Atlanta	7:00 pm		FSI	FeverBasketball.com
Tue.	21	at Los Angeles	10:30 pm	1070 The Fan		FeverBasketball.com (archived)
Thu.	23	at Seattle	10:00 pm	1070 The Fan		FeverBasketball.com
Sat.	25	at Phoenix	10:00 pm	1070 The Fan		FeverBasketball.com
Tue.	28	Washington	7:00 pm			FeverBasketball.com
Thu.	30	at New York	7:00 pm			FeverBasketball.com
SEPTEMBER						
Sat.	1	Chicago	7:00 pm			FeverBasketball.com
Wed.	5	at Atlanta	7:00 pm	1070 The Fan	FSI	FeverBasketball.com
Fri.	7	at San Antonio	8:00 pm			FeverBasketball.com
Sun.	9	Phoenix	6:00 pm		FSI	FeverBasketball.com
Wed.	12	Seattle	7:00 pm	1070 The Fan	ESPN2	ESPN3.com
Fri.	14	Minnesota	7:00 pm			FeverBasketball.com
Mon.	17	at Minnesota	7:00 pm	1070 The Fan	FSI	FeverBasketball.com
Wed.	19	at Connecticut	7:00 pm	1070 The Fan		FeverBasketball.com
Fri.	21	at Washington	7:00 pm			FeverBasketball.com
Sun.	23	Tulsa	5:00 pm		FSI	FeverBasketball.com

All times are ET

Times are subject to change.

- Select games are aired live on FOX Sports Indiana (TV) and 1070 The Fan (Radio).
- A live webcast of every game is available on FeverBasketball.com except during an ESPN2 national broadcast window.
- Webcasts during games televised on FOX Sports Indiana may not be available in local market areas due to blackout restrictions.
- Webcasts for games taking place during a national broadcast window are archived and available for viewing when the broadcast window has closed. National TV games aired on ESPN2 are simulcast on ESPN3.com.

FRANCHISE QUICK FACTS

MISCELLANEOUS



ADDRESS

INDIANA FEVER
 125 S. Pennsylvania Street
 Indianapolis, Ind. 46204
 Tel: (317) 917-2500
 Fax: (317) 917-2799

Season Ticket Information: (317) 917-2500

Single-Game Ticket Information: (877) WNBA-TIX

Website: FeverBasketball.com

Conference: Eastern

Arena: Bankers Life Fieldhouse (9,210 WNBA | 18,165 NBA)

Radio: 1070 The Fan (WFNI-AM)

TV: FOX Sports Indiana

Team Colors: Blue (PMS 282), Red (PMS 186), Gold (PMS 123)

The Fever plays six straight home games between July 5 and August 18.

2012 INDIANA FEVER ROSTER

NO	PLAYER	POS	HT	WT	BIRTHDATE	SCHOOL/YEAR	WNBA YEARS
12	La'Tangela Atkinson	F	6-1	164	03/22/1984	North Carolina '06	4
0	Shannon Bobbitt	G	5-2	130	12/06/1985	Tennessee '08	3
24	Tamika Catchings	F	6-1	167	07/21/1979	Tennessee '01	11
50	Jessica Davenport	C	6-5	215	06/24/1985	Ohio State '07	5
23	Katie Douglas	G-F	6-0	165	05/07/1979	Purdue '01	11
45	Sasha Goodlett	C	6-5	239	08/09/1990	Georgia Tech '12	R
5	Roneeka Hodges	G	5-11	165	07/19/1982	Florida State '05	7
20	Briann January	G	5-8	144	01/11/1987	Arizona State '09	3
2	Erlana Larkins	F	6-1	205	04/02/1986	North Carolina '08	2
13	Erin Phillips	G	5-8	165	05/19/1985	Australia	4
32	Jeanette Pohlen	G	6-0	171	05/02/1989	Stanford '11	1
8	Tammy Sutton-Brown	C	6-4	199	01/27/1978	Rutgers '01	11
1	Shavonte Zellous	G	5-10	155	08/28/1986	Pittsburgh '09	3

HEAD COACH: Lin Dunn, Tennessee-Martin '69

ASSISTANT COACH: Mickie DeMoss, Louisiana Tech '77

ASSISTANT COACH: Stephanie White, Purdue '99

ATHLETIC TRAINER: Todd Champlin, Daemen College '82

STRENGTH & CONDITIONING COACH: Emily Novitsky, Slippery Rock '09

EQUIPMENT/OPERATIONS COORDINATOR: Brittany Hollingsworth, Indiana '11

NUMERICAL ROSTER

0	Shannon Bobbitt
1	Shavonte Zellous
2	Erlana Larkins
5	Roneeka Hodges
8	Tammy Sutton-Brown
12	La'Tangela Atkinson
13	Erin Phillips
20	Briann January
23	Katie Douglas
24	Tamika Catchings
32	Jeanette Pohlen
45	Sasha Goodlett
50	Jessica Davenport

PRONUNCIATION GUIDE

TAMIKA Catchings – tuh-MEE-kuh

BRIANN January – bree-ON

ERLANA Larkins – er-LANE-uh

Jeanette POHLEN – POH-lun

SHAVONTE ZELLOUS – shuh-VON-tay ZELL-us

MEDIA INFORMATION

IMPORTANT PHONE NUMBERS

Kevin Messenger	(317) 917-2844 (w); (317) 286-7255 (h); (317) 370-3437 (c); kmessenger@pacers.com
Tim Edwards	(317) 917-2853 (w); tedwards@pacers.com
Pacers Sports & Entertainment	(317) 917-2500
Office FAX machine	(317) 917-2799
Press Room	(317) 917-2966
Press Room FAX machine	(317) 917-2969, 2970

CREDENTIALS MUST BE VISIBLE AT ALL TIMES.

All media with access to restricted areas will be required to produce a photo ID, and all bags and equipment will be subject to inspection.

CREDENTIALS

Seating at Bankers Life Fieldhouse's press tables is restricted to accredited working media representatives. Non-working media will be seated in reserved seat areas when seats are available.

Single-game credentials must be requested no later than noon the day before the game (Friday noon for Sunday games).

You may request credentials by faxing, on your company's letterhead, to the Fever's Media Relations Department at (317) 917-2799, or by writing, on your company's letterhead, to the Fever's Media Relations Department, 125 S. Pennsylvania Street, Indianapolis, IN 46204.

Credentials are good for admittance to Bankers Life Fieldhouse, the Bill York Media Room and home and visiting locker rooms.

Pre-arranged credentials may be picked up before the game at the media entrance.

MEDIA MEMBERS HOLDING FEVER SEASON CREDENTIALS MUST NOTIFY THE FEVER'S MEDIA RELATIONS DEPARTMENT IF PLANNING TO COVER A GAME IN ORDER TO RESERVE SEATING.

AUTOGRAPHS

SEEKING AUTOGRAPHS OR SOUVENIR ITEMS FROM PLAYERS OR COACHES IS STRICTLY PROHIBITED AND SUBJECT TO FORFEITURE OF CREDENTIAL.

MEDIA ENTRANCE

The media entrance is located at the southeast corner of Bankers Life Fieldhouse, off of Delaware Street. Only media members who hold Indiana Fever or WNBA media credentials will be admitted through this entrance.

BILL YORK MEDIA ROOM

Located on the Event Level of Bankers Life Fieldhouse in the southeast corner. It is accessible by elevator or stairs near the Media Entrance.

The Fever must limit media room usage to members of the media only when valid Fever or WNBA media credentials are presented. It is impossible to accommodate family members, friends, guests or others.

The professional intent of the room is to provide a meeting and working place for the media and game personnel. Any abuse of the media room and/or media privileges will cause forfeiture of your credential.

SERVICES

Complete statistics, along with pregame notes, lineups, information regarding injuries and other pertinent facts will be furnished by the Fever's Media Relations Department.

Play-by-play and halftime boxscores will be delivered directly to the press table. Complete final boxscores, play-by-play, postgame quotes and notes will be available following the game in the media room.

FAX - The Indiana Fever will provide one fax machine for use in the media room.

Wireless Internet access is available in the media room and the seating bowl. Please contact a member of the Fever media staff for password access.

PRESS ROW

Your cooperation is asked in maintaining a working atmosphere at press row. Smoking is prohibited in Bankers Life Fieldhouse.

LOCKER ROOMS

Both the Fever and visitors' locker rooms will be open to the media for 30 minutes, beginning 90 minutes before tipoff. For example, the locker rooms will be open from 5:30 p.m. to 6:00 p.m. for a 7:00 p.m. tip.

Both locker rooms will be open for 30 minutes following the game. Players will remain in uniform for the media availability period.

Cell phone use by media is prohibited inside team dressing rooms.

MEDIA GUIDELINES

PHOTOGRAPHY GUIDELINES

Only those photographers on assignment will be allowed space on the floor and their photo credentials must be worn prominently at all times.

Space permitting, other photographers will be allowed on the floor.

Credentials are good for admittance to Bankers Life Fieldhouse, Bill York Media Room and the designated photographer areas on The Fieldhouse floor. Only television photographers doing postgame interviews will have access to locker room areas.

Photographers are allowed only within the designated photographers' area at each end of the court. As necessary, spaces will be assigned by the Fever's Media Relations Department.

All photographers and camera operators must stay at least four feet behind the baseline at all times. In the event it is not physically possible to achieve this in certain arenas, an appropriate standard will be determined by the Fever's Media Relations Department and the WNBA.

Photographers must remain stationary and seated at all times, except during quarter breaks and halftime.

Photographers are not permitted on the court at any time during the game.

No food or drink is allowed on the playing floor.

Photographers cannot photograph from public walkways or vomitories.

If space is available, photographers may request to photograph from the media seating in the stands.

When placing tape on the playing floor, authorization must be received by a member of the Pacers Sports & Entertainment Media Relations Department or Facilities Division.

PHOTOGRAPHER'S EQUIPMENT

Photographers located on the baseline or sideline will be permitted only one standard size "Domke" bag, which must be placed behind the photographer during the game. Equipment not needed during the game must be stored off the court. One additional camera can be stored either beside or directly behind the photographer.

Each photographer will be permitted one monopod - NO TRIPODS - at courtside. No stand-alone remotes or seats other than "lawn-type" photographer seats will be permitted.

All film should be unpacked before the game and all trash should be properly disposed of by the photographer.

RUBBER LENS SHADES

In order to reduce the risk of injury to players, rubber lens shades are required for all still photographers, broadcasters, news and entertainment video and film crews who are authorized to shoot WNBA game action.

Any additional light sources or sun guns must either be removed or covered with bubble wrap.

Rubber lens covers are available by contacting:

Robert's Distributors, Inc.
255 S. Meridian Street
Indianapolis, IN 46225
(317) 636-5524 / (800) 726-5544
FAX: (317) 636-5793

The only exception to this policy will be for those photographers utilizing telephoto lenses (i.e. 300 and 400 mm lenses) when such lenses are used to shoot game action at the opposite end of the court. These lenses must be stored behind the photographer when the action is in the near side of the court.

PHOTOGRAPHY IN LOCKER ROOMS

No still photography is permitted in either team's locker room.

CLOTHING

All photographers must leave any outerwear (i.e. coats, hats, etc.) in the Bill York Media Room during game action.

TV NEWS CREWS

Credential requests must be received by noon the day of the game.

News crews are restricted to crowd interviews in the Indiana University Health Entry Pavilion, Balcony and Main Concourse. Interviews are not allowed in the vomitories on any level of Bankers Life Fieldhouse. News crews are not allowed on the Founders Level or Krieg DeVault Club Level, unless accompanied by a member of the Fever's Media Relations Department. In order to enter a Suite, each news crew must have permission from the individual Suite Holder to enter their respective Suite. Once permission is granted, the news crew must inform a member of the Fever's Media Relations Department, and then will be accompanied into the suite by a member of the Fever's Media Relations Department.

During game action, news crews must shoot crowd reaction from designated areas. Check with the Fever's Media Relations Department for locations. No interviews will be allowed within the seating bowl once game action begins.

INTERNATIONAL MEDIA

All international media (affiliations distributed outside of the U.S.) requests are handled by the NBA International PR Department. Any international media member interested in covering an Indiana Fever regular season game must first submit a request in writing to the WNBA/NBA. Please do not contact the Fever individually.

All credential requests must be received at least three business days prior to the first games requested.

Photo identification will be required when picking up confirmed credentials at the Media Entrance.

Requests may be FAXED to the attention of:

NBA International
FAX: (212) 407-8044

Additional information on international media policies may be obtained by contacting the NBA International PR Department at (212) 407-8000.

2012 INDIANA FEVER MEDIA GUIDE
BANKERS LIFE FIELDHOUSE

With 750,000 square feet and 18,165 seats, this is a fairly new house that is, remarkably, in just its 11th year, an old home.

Bankers Life Fieldhouse, opened Nov. 6, 1999, when the Indiana Pacers hosted the Boston Celtics, is a step into the future while taking a walk back into history. It's big, yet comfortable. It has all the modern appliances, yet there's that favorite old picture on the wall. It is a building that is unique in today's sports society because the extra effort was made to make it that way. In other words, if you have a religion, you must build the appropriate cathedral.

In Indiana, basketball is religion. Bankers Life Fieldhouse is a cathedral. That's why the home of the Indiana Pacers and Indiana Fever is unique.

"We wanted this building to have a kind of special feeling to it, that when people came into it they felt part of the tradition that the building is for," said former Pacers Sports & Entertainment CEO & President Donnie Walsh, who was instrumental in the Fieldhouse becoming a reality. "I think this is a pure basketball arena that reflects the game itself and the roots of the game."

Ground was broken on July 22, 1997 on the \$183 million multi-purpose facility and while there were blueprints, a scale model and dreams, it was hard for anyone at the time to fathom what would evolve. But what has risen 14 stories into the Indianapolis skyline is a fit perfect for the city, the state, the game of basketball at any level and the various events a facility of this type would host.

"There are so many features that make it one-of-a-kind," said Tom Proebstle, Project Designer for Ellerbe Beckett, the Fieldhouse design firm. "The most obvious feature is the two huge glass curtain walls facing east and west that mark the beginning of an incredible architectural promenade as you are approaching downtown on the highway and see the lit-up glass set against the Indianapolis skyline. No other arena in the world can claim this. I'm sure it will be copied many times over."

That's the view from the outside. Inside, the unique look and feel of Bankers Life Fieldhouse takes over. The Indiana University Health Entry Pavilion is a vast gathering place that funnels fans to the Grand Staircase. As patrons make their way up the staircase, their view takes them to their first look at the seating bowl (another unique feature) or to large memorabilia cases on each side of the entrance to the Fieldhouse seating bowl.

From there, no matter which direction one takes, it's a nostalgic look. From the signage, to the concession stands, to the sponsor pavilions, to the bathrooms, to the one-of-a-kind Practice Court, to the light fixtures, to the scoreboard, Bankers Life Fieldhouse is unique, distinct and, as Pacers' great Reggie Miller described, "Unbelievable. Absolutely unbelievable. Far beyond my expectations."

Bankers Life Fieldhouse has suites (69), club seats (2,400) and state-of-the-art amenities. But it has a look and feel unlike any other indoor facility.

This unique feel has brought many comparisons and compliments to Bankers Life Fieldhouse. The *USA Today* calls the Fieldhouse "A Cathedral to Basketball" and *Amusement Business Magazine* refers to Bankers Life Fieldhouse as "The Camden Yards of Basketball." NBC's Bob Costas said Bankers Life Fieldhouse "is winning raves all around the league, many think it's the best building in the NBA."



A 2006 survey by the *Sports Business Journal* ranked Bankers Life Fieldhouse as the No. 1 venue in the NBA. An informal ranking in the *Orange County Register*, in 2008, echoed the same rating.

In addition to hosting the Indiana Pacers and Fever, the Fieldhouse has hosted major boxing events and visits from Pavarotti, Bill Cosby, Bruce Springsteen, Elton John and Billy Joel, Bob Seger, George Strait & Reba McEntire, The Boston Pops, John Mellencamp, Paul McCartney, Tim McGraw & Faith Hill, The Dixie Chicks, NSync, AC/DC, Britney Spears, Carrie Underwood, Crosby Stills, Nash & Young, Kid Rock, U2, Hannah Montana, Disney On Ice and Dancing With The Stars. It has also played host to the 2002 FIBA World Basketball Championships, the 2004 FINA World Short Course Swimming Championships and the United States Gymnastics Championships. In April 2011, it played host to the NCAA Women's Final Four. In 2012 the Fieldhouse provided a border to the east side of the Super Bowl Village for Super Bowl XLVI. It has been an annual host of the Big Ten Conference men's and women's basketball tournaments, and a gathering point for the National FFA Convention – the nation's largest annual youth gathering.

Additionally, Bankers Life Fieldhouse has been cited for its compliance and exceeding of ADA (Americans with Disabilities Act) requirements.



Bankers Life Fieldhouse was the host site of the 2011 NCAA Women's Final Four, welcoming Connecticut, Stanford, Notre Dame and Texas A&M to Indianapolis. Texas A&M defeated Notre Dame to earn its first national championship.

A basketball and entertainment showplace, Bankers Life Fieldhouse has regularly been rated as the top arena in the NBA.

BANKERS LIFE FIELDHOUSE

QUICK FACTS

- Ground breaking was on July 22, 1997.
- Approximately 300,000 cubic yards of dirt were removed from the construction site.
- The world's largest crane was brought in to install tresses on top of building. The crane was so large it was disassembled before being brought into the structure and reassembled on the ground level once inside the structure.
- Was the first retro-styled facility in the NBA.
- Main Concourse width ranges from 24 to 60 feet.
- 69 luxury suites available for sale and two hospitality suites available for rent.
- Founders Level Suites are 16 rows from courtside seating.
- Approximately five trips around the Main Concourse equal a mile.
- Four main stairwells with approximately 1,014 steps.
- Assisted listening devices available for events as well as sign language interpreters
- Concierge on staff at all events to assist with guest needs
- Heating ducts under plazas melt ice during cold weather
- The ice that is used for hockey takes approximately eight hours to make. (Pipes under the floor are filled with a substance that freezes the floor to approximately 12-15 degrees.)



ADDITIONAL FACTS AND FIGURES

Owner:	Capital Improvements Board, City of Indianapolis
Construction Managers:	Huber, Hunt & Nichols, Inc./Smoot in conjunction with J. Beard Management Associates
Architect:	Ellerbe Becket Architects & Engineers
Operator:	Pacers Sports & Entertainment
Cost:	\$183 million
Capacity:	18,165 (for basketball)
Acres:	6.2
Square Feet:	750,000
Cubic Feet of Volume:	10,000,000
Limestone:	1,800 pieces totaling 660 tons; 6,500 linear feet
Blocks:	550,000
Bricks:	600,000
Glass:	58,000 square feet, 782 panes
Cable:	38,000 miles
Lights:	8,917
Stereo Amplifiers:	82 in seating bowl; two in each concourse, on each level
Roof:	14 stories high (approximately 170') (2,600 tons of steel)
Workers to build:	1,200 (approximately 1,461,359 man-hours)
Concession stands:	54 (106 points of sale)
Restrooms:	71 (570 fixtures)
Drinking Fountains:	33
Elevators:	7
Pay Phones:	36 (TDD access on all levels)
ATM Machines:	4
First Aid offices:	3
Box Office windows:	18
Cat Walk:	approximately 148' from Event Level
Main Scoreboard:	30' high; 35' from the scoreboard's bottom to playing floor (65' from the scoreboard's top to the floor)
Seat size:	20" on Lower/Balcony Levels; 21" on Club Level; 22 in Suites
Naming Rights Partner:	Bankers Life & Casualty Company
Sponsor Pavilions:	5 (Budweiser, Indianapolis Motor Speedway, <i>The Indianapolis Star</i> , Maker's Mark, Indiana University Health)
Level Partners:	1 (Krieg DeVault Club Level)
The basketball in Home Court:	18" across (each section is 18'x 9'x 6'); 3,860 lbs.; 820 man-hours to construct;
	6,870 dimples (hand carved and painted by one man); makes one revolution per minute and rotates at a 22 degree incline;
	powered by a 1/4 HP motor; constructed out of steel and wrapped with fiberglass

The first public audience at Bankers Life Fieldhouse saw the Indiana Pacers defeat the Boston Celtics, 115-108, on Nov. 6, 1999.

2012 INDIANA FEVER MEDIA GUIDE
WELCOME TO INDIANAPOLIS

What's to love about Indianapolis?
Plenty.

There are big-time professional and college sports, led by the NBA Indiana Pacers, the WNBA Indiana Fever and past NFL Super Bowl champion Indianapolis Colts.

There is the world-famous Indianapolis Motor Speedway, home to the world's two largest single-day sporting events (the Indianapolis 500 and the Allstate 400 at the Brickyard) as well as Indianapolis Red Bull Moto GP motorcycle race. The Speedway's Hall of Fame Museum is a year-round attraction.

There is the city's renowned reputation as an amateur sports capital, serving as home to the National Collegiate Athletic Association, four national sports governing bodies, Super Bowl XLVI, NCAA Men's and Women's Final Fours, the Big Ten Men's and Women's Basketball Tournaments and numerous regional, national and international championships.

It boasts three of the finest sports venues in the world: Bankers Life Fieldhouse (home to the Pacers and Fever), Lucas Oil Stadium (home to the Colts) and Victory Field (home to the Triple-A Indianapolis Indians), not to mention historic Hinkle Fieldhouse on the campus of Butler University. Just a short walk from the NCAA offices and NCAA Hall of Champions are another pair of world-class venues downtown, on the campus of Indiana University-Purdue University Indianapolis (IUPUI). The IUPUI Natatorium has been a frequent host to U.S. Olympic Trials, and the Michael Carroll Track & Field Stadium is a frequent host of Olympic Trials events and the USA Outdoor Track & Field Championships.

Indy is home to six unique "cultural districts," each bustling with its own distinct flavor, flair and mix of pubs, restaurants, shops, arts and attractions.

Then there is a world-class urban park, White River State Park, with five major attractions within steps of each other. Stroll from the Indianapolis Zoo to the Indiana State Museum to the NCAA Hall of Champions to the Eiteljorg Museum of American Indians and Western Art to the Medal of Honor Winners Memorial. In the summertime, you can also catch a concert performed by renowned recording artists at The Lawn or a baseball game at Victory Field.

White River State Park also serves as the portal to the enchanting Central Canal, an ideal place to walk, jog or ride its one-and-a-half-mile length on a pedal boat or gondola.

The park is just one of 50 major attractions located within Indy's deliberately designed downtown that places dozens of hotels, more than 200 restaurants, shopping (including the 100 stores and shops of Circle Centre mall), cultural attractions and sports venues such as Bankers Life Fieldhouse and Lucas Oil Stadium within a few blocks. Even better, most are connected by the city's system of enclosed skywalks.

Just a short distance from downtown, the Children's Museum of Indianapolis, the world's largest, beckons to the young and



young of heart. Nearby is the Indianapolis Museum of Art, which houses one of the largest general collections in the United States.

Other major attractions ring the city, including the delightful Conner Prairie, a living history museum that instantly transports visitors to 19th century Indiana; Traders Point Creamery, an organic farm featuring award-winning dairy products, or the enchanting village of Zionsville.

But as much as there is to love about Indiana's capital city, it's only getting better.

The 63,000-seat Lucas Oil Stadium opened in August 2008. Featuring a retractable roof, this multi-function stadium is not just home to the Colts, but the 2010 NCAA Men's Final Four, the 2011 Big Ten Football Championship Game, the 2012 Super Bowl, music competitions, conventions, trade shows and concerts.

The new \$1 billion Weir Cook Terminal also has opened at Indianapolis International Airport. It is the first terminal to be constructed post-9/11 and features state-of-the-art security and convenience.

Recently completed is a complex of four hotel properties known as Marriott Place. The complex, adjacent to White River State Park and the Indiana Convention Center, includes 1,600 rooms and brings to 4,700 rooms (most in the country) connected to a convention center complex.

Also under construction and scheduled to be completed in 2011 is Indy's "Cultural Trail." The landscaped trail will link the city's six cultural districts with biking and pedestrian pathways that will feature public art.

Whatever your pleasure – nightlife, museums, sports, music, arts, dining, shopping – it can be found in Indianapolis, all contained in a remarkable package of ease and convenience.

Go to www.visitindy.com for information, events, contests, hotel deals and podcasts.



presented by
Community Health Network

Fever
BASKETBALL.com

PACERS SPORTS & ENTERTAINMENT



Pacers Sports & Entertainment (PS&E) is the corporate identity exemplified by the Indiana Pacers, Indiana Fever, Bankers Life Fieldhouse and the Pacers Foundation, Inc. Its team of inspired and dedicated employees promises to deliver quality entertainment and unparalleled service.

One Bankers Life Court
125 S. Pennsylvania Street
Indianapolis, Ind. 46204

Main Business Number: (317) 917-2500

Pacers.com	•	BankersLifeFieldhouse.com	•	PacersFoundation.org	•	FeverBasketball.com
------------	---	---------------------------	---	----------------------	---	---------------------

STAFF DIRECTORY

EXECUTIVE

Owner, Chairman and Chief Executive Officer..... Herbert Simon
President of Basketball Operations..... Larry Bird
President Jim Morris
Chief Operating Officer..... Rick Fuson
Administrative Assistants..... Susy Fischer
..... Brenda Lawson

LEGAL COUNSEL

Vice President/General Counsel..... Frank Pulice
Legal Assistant..... Joy Smith

PACERS BASKETBALL

General Manager..... David Morway
Head Coach..... Frank Vogel
Associate Head Coach..... Brian Shaw
Assistant Coaches..... Jim Boylen
..... Dan Burke
Advance Scout..... Jimmy Powell
Director/Player Development..... Billy Keller
Director/Player Personnel..... Kevin Pritchard
Director/Scouting..... Ryan Carr
Director/Basketball Operations..... Sonya Clutinger
Director/Basketball Administration..... Peter Dinwiddie
Scouts..... Kevin Mackey, Carl Nicks, Aleksandar Pajovic
Manager/Basketball Administration..... Jason Buckner
Pacers/Fever Basketball Operations Coordinator..... Ashley Floyd
Video Coordinator..... Vance Catlin
Assistant Video Coordinator..... Hansen Wong
Head Physical Therapist/Athletic Trainer..... Josh Corbell
Physical Therapist/Assistant Athletic Trainer..... Carl Eaton
Head Strength Coach/Assistant Athletic Trainer..... Shawn Windle
Massage Therapist..... Fadi Kazma
Equipment Manager..... Josh Conder
Team Physician/Team Orthopedist..... Tim Hupfer, M.D.
Team Internist..... Steve Samuels, M.D.
Team Cardiologist..... King Yee, M.D.
Team Dentist..... Robin Thoman, DDS
Team Ophthalmologist..... John Abrams, M.D.
Physical Therapist Consultant..... Dan Dyrek

PLAYER RELATIONS

Vice President/Player Relations..... Clark Kellogg
Director/Player Relations..... Heather Denton
Director/Team Security..... John Gray
Administrative Assistant..... Paula Curry

FEVER BASKETBALL CORPORATION

Chief Operating Officer/General Manager..... Kelly Krauskopf
Head Coach..... Lin Dunn
Assistant Coaches..... Mickie DeMoss, Stephanie White
Vice President/Business Operations & Sales..... Julie Graue
Director/Media Relations..... Kevin Messenger
Community Relations and Special Projects Manager..... Roberta Courtwright
Pacers/Fever Basketball Operations Coordinator..... Ashley Floyd
Video Coordinator..... Hansen Wong
Equipment Manager..... Britlany Hollingsworth
Athletic Trainer..... Todd Champlin
Strength and Conditioning Coach..... Emily Novitsky
Team Physician..... David Harsha, M.D.
Team Orthopedist..... Stephen Kollias, M.D., Scott A. Lintner, M.D.

FINANCE

Chief Financial Officer/Executive Vice President..... Kevin Bower
FINANCE
Vice President/Controller..... Matt Albrecht
Manager/Accounting/Assistant Controller..... Vincent Smith
Senior Manager/Accounts Payable..... Theresa Walsh
Financial Analyst..... Brenda Thomas
Finance and Accounting Assistant..... Barbara Maynard
Travel Specialist..... Tandra Brenner
Receptionist..... Janice Hinkle

HUMAN RESOURCES

Vice President/Human Resources..... Donna Wilkinson
Director/Human Resources/Payroll..... Angela Lee
Human Resources Coordinator..... Nancy Doyle

MANAGEMENT INFORMATION SYSTEMS

Vice President/Information Technology..... Kevin Naylor
Associate Director Information Technology..... Brian Brown
Senior Information Technology Technician..... Bob Cary
Helpdesk Administrator/Administrative Assistant..... Jennifer Kennedy

MARKETING

Sr. Vice President/Chief Sales & Marketing Officer..... Todd Taylor
COMMUNITY RELATIONS
Director/Community Relations..... Kelli Towles
Associate Director/Camps & Clinics/Alumni Relations..... Darnell Hillman
Community Services Coordinator..... Richard Smith
CORPORATE/PUBLIC RELATIONS/COMMUNITY RELATIONS
Vice President/Corporate/Public & Community Relations..... Greg Schenkel
Director Indiana Pacers Media Relations..... David Benner
Director Corporate Communications..... Eddie White
Director/Community Relations..... Kelli Towles
Associate Director/Camps & Clinics/Alumni Relations..... Darnell Hillman
Community Relations Manager..... Richard Smith
Senior Public Information Manager..... Krissy Myers
Public Information Assistant..... Tim Edwards
Team Photographer..... Frank McGrath, Jessica Hoffman
Statistics Crew Director, Pacers..... Bill York
Statistics Crew Director, Fever..... Dana Whitehead
Statistics Crew, Pacers..... Bob Bernath, Bill Bevan, Randy Fishman,
.. Scott Fishman, Mike Furimsky, Paul Furimsky, David George, Ed Hruskocy,
..... Tom Rietmann, Elliott Segal, Ed Whitehead, Rick York
Statistics Crew, Fever..... Bob Bernath, Trudy Bernath, Clara Cailo,
..... Scott Fishman, David George, Marie Kabrich, Beth Masarui,
..... Judy Schneider, Janice Verplank, Rick York
Media Room Attendants..... Kevin Buerge, Kathy Eren, Deborah Hughes,
..... Susan Kessler, Kaye Totton, Dana Whitehead

COMMUNICATIONS

Vice President/Communications..... Quinn Buckner

From her first position as a ballkid to her current job in the front office, Ashley Floyd has been with the Fever since its inaugural year.

PACERS SPORTS & ENTERTAINMENT

STAFF DIRECTORY

BROADCASTING

Vice President/Broadcasting	Jamie Berns
Associate Director/ In-Arena & Studio Production	Brian Rogat
Director/Broadcast Engineering	Greg Smith
Coordinating Producer Fever Broadcast	Dean McDowell
Coordinating Producer Pacers Broadcast	Matthew Scott
Coordinating Producer of In-Arena & Studio Production	Christopher Patton
Senior Producer/Editor	Gary Joe Rice
Broadcast Coordinator	Chelsea Pylitt
Radio Announcers, Pacers	Mark Boyle, Bob Leonard, Kevin Lee
TV Announcers, Pacers	Quinn Buckner, Auslin Croshere,
.....	Chris Denari, Brooke Olzendam
Radio/TV Announcers, Fever	Debbie Antonelli, Chris Denari, Kevin Lee
PA Announcer, Pacers & Fever	Michael Grady

ENTERTAINMENT

Director/Game Operations and Fan Development	Dean Heaviland
Associate Director/Game Operations and Fan Development	Doug Morgan
Associate Director/Promotions	Karen Alkeson
Senior Manager/Game Operations and Fan Development	Jamie Russell
Dance Teams Coordinator/Choreographer	Michelle Duggan
Game Operations Assistant	Ray Henderson

MARKETING AND STRATEGIC PLANNING

Vice President Marketing	Rob Laycock
Associate Director/Creative Services	Jeff Johnson
Senior Ticket Systems Manager	Julie Kolner
Digital Marketing Manager	Matthew Cooper
Web Coordinator	Tamba Samba
Web Manager	Jeff Tzucker

SALES

Corporate Partnerships

Vice President/Corporate Partnerships	Terry Tiernon
Director Corporate Partnerships Service	Janae' Swan
Senior Corporate Partnerships Business Manager	Matthew Lowstetter
Corporate Partnerships Services Coordinators	Sarah Baird,
.....	Emily Cornforth, Heather Elrod
Fever Corporate Partnership Sales Executive	Scott Higginson
Corporate Partnership Sales Executives	Michael Lake,
.....	Chris Melby, Thorpe Miller

Administrative Assistant	Marilynn Wernke
--------------------------------	-----------------

Ticket Sales & Services

Vice President of Ticket Sales Development	Barry Gibson
Vice President of Ticket Sales Strategy	Derek Throneburg
Senior Director/Ticket Sales	Dionna Widder
Ticket Manager	Brenda Smith
Senior Manager/Fever Ticket Sales & Service	Samantha Hicks
Suite Sales Manager	Mike White
Suite Services Managers	Stephanie Babcock, Bethanie Smith
Senior Ticket Services Coordinator	Colleen Goddard
Ticket Services Coordinators	Amber Matthews
.....	Brian Stutzman
Ticket Sales Events Coordinator	Stephen Staker
Premium Sales Consultant	Edmund Elzy
Senior Fever Sales Consultant	Lynn Miller
Pacers Sales Consultants	Andrew Boehner, Joe English,
.....	Michael Glaser, Kyle Krol, Alex Krows
Fever Sales Consultants	Shira Amos, Portia Miller,
.....	MacKenzie Roth, Cara Wright
Pacers Group Event Specialists	Eric Cole, Sam Elmore,
.....	Hannah Guess, Steve Reitan
Fever Group Event Specialist	Nathan Burger
Account Executives	Ryan Gibson, Amanda Whaley
Fever Account Executive	Charles Blackwell
Ticket Sales Administrative Assistant	Robin Burger

FACILITIES

Administrative Assistant/Facilities Office Manager	Carrie Tipton
Services/Merchandising & Operations Assistant	Beth Springman
Administrative/Scheduling Assistant	Kim Case

ADMINISTRATION

Vice President/Facilities Administration	Harry James
Director/Box Office	Paul Congress
Senior Box Office Manager	Tricia Brown
Box Office Coordinator	Beth Schumacher
Box Office Ticket Sellers	Julie Clark, Scott Dunblazier, Ursula Harvey

OPERATIONS/EVENT PRODUCTION

Vice President/Production & Operations	Tom Rutledge
Director Event Production	Courtney Howell
Associate Director Event Production	Doug Weltkamp
Stage Foreman	Jerry Home
Houseman	Michael Wecht
Central Plant Manager	Bob Taft
Central Plant Coordinator	Charles Miles
Utility Carpenter	Tom Surface
Shift Engineers, Central Plant	Dan Karch, Scott Sermersheim
Housekeeping/Conversion Manager	Steve Zimmerman
Conversion	Rodney Jenkins
Housekeeping Supervisor	Bob Olsen
Utility Setup	Terrie Burkes, Bob Haegele, Brian Hixon
Event Housekeeping	Aaron Hixon

SERVICES

Vice President/Facilities and Event Services	Rich Kapp
Director/Building Safety and Security	John Ball
Director/Merchandising	Gary Nelson
Guest Relations Manager	B.J. Brown
General Merchandise Manager	Mark Lippott
Associate Merchandise Manager	Brad Amberger
Assistant Retail Manager	Jeremy Jackson
Facility Security Coordinator	Mick Jackson
Guest Relations Coordinator	Michele Hoosier

CONTRACTED SERVICES

Live Nation Director/Booking	Marty Bechtold
ESG Security	Marcus Henderson
IST Management Services	Amy Hollingsworth, Christine Staples
The Levy Restaurants/Director of Operations	Jerry Adams
The Levy Restaurants/Executive Chef	David Harvie
Virginia Avenue Garage/Parking Manager	Jeff Allsup

OWNERSHIP

HERBERT SIMON OWNER/CHAIRMAN & CEO



Herbert Simon is Chairman Emeritus of Simon Property Group, Inc., which owns or has an interest in more than 385 retail properties worldwide. Born in Brooklyn, N.Y., along with brothers Melvin and Fred, and raised in the Bronx, Mr. Simon earned his bachelor's degree at City College of New York.

Mr. Simon, together with brother Melvin, led the company to a leadership position within the industry which it continues to maintain today. Some of the "breakthrough" retail projects that have drawn worldwide industry and media attention under Simon leadership include The Forum Shops at Caesars in Las Vegas, Nev., The Fashion Centre at Pentagon in the Washington, D.C. metro area and Circle Centre in Indianapolis, Ind., one of the key components in the revitalization of the city's downtown. Mr. Simon helped lead the effort to build another key component for downtown, Bankers Life Fieldhouse, which is the Pacers' and Fever's home. It is widely regarded as one of the best indoor arenas in the world.

Mr. Simon, with his late brother Melvin, purchased the Pacers in 1983 to ensure the team would stay in Indianapolis and currently is Owner/CEO of Pacers Sports & Entertainment.

A firm supporter of professional, environmental and community groups, Mr. Simon has served on the Boards of numerous organizations and served a term as Chairman of the NBA Board of Governors.

Mr. Simon is married and has seven children.

KELLY KRAUSKOPF
CHIEF OPERATING OFFICER AND GENERAL MANAGER



Kelly Krauskopf is in her 13th season as the Indiana Fever's Chief Operating Officer and her ninth as the team's General Manager. The highest-ranking female sports administrator in Indianapolis, she has been the Fever's chief executive since the franchise was founded in 1999.

Since the team was established, Krauskopf has been the guiding force of the Fever from building the team roster to building

a fan base for Indiana's WNBA franchise. In her role with the Fever, Krauskopf oversees all aspects of the team's operation.

Since moving to Indianapolis and beginning the task of building a WNBA franchise, Krauskopf has engineered numerous player moves enabling the Fever to improve the team and complete its finest season in 2009. The Fever carried the best record in the WNBA throughout the regular season en route to the club's first regular season conference title and its fifth consecutive playoff appearance. The 2009 campaign eclipsed the Fever's previous best seasons with identical 21-13 records in 2005, 2006 and 2007 (and again in 2010 and 2011).

Krauskopf has guided the franchise to eight playoff berths in its first 12 seasons – including a run of seven consecutive from 2005 to 2011. Indiana has become one of the WNBA's most successful franchises, joining the Los Angeles Sparks as the only clubs in league history to post six 20-win seasons during a 7-year span.

The Krauskopf-built Fever is the most stable the franchise has ever been, led by a solid core of returning starters that include All-Stars Tamika Catchings, Katie Douglas and Tammy Sutton-Brown.

Annually one of the league's most active GMs, Krauskopf's key trades and free agent acquisitions have re-tooled the Fever roster.

Besides a February 2008 deal to land hometown star Douglas, other moves have resulted in the acquisition of Erin Phillips and past stars Tangela Smith, Natalie Williams, Yolanda Griffith, and Kelly Miller. A midseason move during the 2002 campaign brought veteran guard Coquese Washington to the Fever to ignite a late run to the franchise's first appearance in the WNBA Playoffs.

The cornerstone of the franchise was solidified by the draft selection of Catchings in the 2001 WNBA Draft. The third overall selection in the 2001 Draft and a 2004 and 2008 U.S. Olympian, Catchings was named Rookie of the Year in 2002 and Defensive Player of the Year in 2005, 2006, 2009 and 2010. The seven-time WNBA All-Star and nine-time All-WNBA selection finally earned a long-deserved MVP honor in 2011. She has finished in the top five in MVP balloting nine times.

Krauskopf also serves on USA Basketball's Women's Senior National Team Committee, helping to select from WNBA players to develop U.S. National Team rosters. Krauskopf has been a committee member since 2000, helping select the gold-medal winning roster for the 2004 Summer Olympics in Athens, and again for Beijing in 2008.

Krauskopf has been in the forefront of the development of the WNBA. In September 1996, she was named the WNBA's first Director of Basketball Operations. In that role, she was involved in all phases of the league's start-up operation and initiatives. She also developed the league's first set of playing rules, officiating policies, scheduling and other league standards, while working daily with WNBA team general managers and operations personnel.

Before joining the WNBA, Krauskopf was the Managing Director of League Development for Media Sports Partnership, Limited in Dallas, Tex. From 1990 to 1994, she was Assistant Commissioner for the Southwest Conference. In addition to overseeing league marketing, she was the chief administrator for all eight women's sports programs in the conference. She served from 1986 to 1990 as Texas A&M's Assistant Athletic Director for Women's Sports/Marketing.

Krauskopf has served on committees for the Women's Sports Foundation, the Women's Basketball Coaches Association, Citizenship for Sports Alliance, and Texas A&M's Lettermen's Association Board of Directors. She currently serves on the Indiana Sports Corporation Presidents Council.

Recently, she was part of the Local Organizing Committee that hosted the 2011 NCAA Women's Final Four at Bankers Life Fieldhouse where she proudly watched her alma mater win its first national championship in women's basketball.

A 1983 graduate of Texas A&M University with a bachelor of arts degree in journalism, she was a three-year letterwinner in basketball for the Lady Aggies after transferring from Stephen F. Austin University where she played her freshman year under legendary coach Sue Gunter.

PACERS SPORTS & ENTERTAINMENT EXECUTIVE STAFF

JIM MORRIS
PRESIDENT

Jim Morris is in his fifth year with Pacers Sports & Entertainment, his fourth as the franchise's president.

Morris joined PS&E in 2007 as a Special Advisor to then CEO/President Donnie Walsh and was named President, April 16, 2008. Prior to joining the Pacers, Morris has had a career that has been successful, both professionally and philanthropically. A graduate of

Indiana University with a master's degree from Butler University, Morris has spent much of his life in Indianapolis in a variety of key positions. He started with American Fletcher National Bank in 1965 after graduating from IU and from 1967-73 served under former Mayor Richard G. Lugar as chief of staff. He then went to the Lilly Endowment, serving as its president from 1984-88 and from 1989-2002, he was the chairman and chief executive officer for IWC Resources Corporation and Indianapolis Water Company.

Before joining PS&E, Morris was the executive director for five years for the United Nations World Food Programme (WFP) where he oversaw the world's largest humanitarian agency. That rewarding position took him to many oppressed parts of the world as he worked on behalf of the hungry poor, particularly children.

Morris has received many honors, including 16 honorary degrees, throughout his life in recognition for service, particularly in the city of Indianapolis. He has also served on numerous boards and committees – including the chairman of the Indiana Olympic Board of Trustees, treasurer of the United States Olympic Committee and a member of the Board of Governors of the American Red Cross – devoting countless hours to various causes. His interests reflect this: community development, core city revitalization; enhancing opportunities for young people, especially those at-risk; developing world issues; building a sense of community; fund-raising; philanthropy; and the independent sector.

Morris is married to Jackie and they have three children and seven grandchildren.

LARRY BIRD
PRESIDENT OF BASKETBALL OPERATIONS

As a player, Larry Bird was driven to win. As a coach, he was driven to win. Now in his role as the Indiana Pacers' President of Basketball Operations, Bird's steering wheel remains firmly in place.

When Bird took the helm full time in the spring of 2008 after Donnie Walsh left for the New York Knicks, change was in the air. It started with the June, 2008, NBA draft when Bird orchestrated two trades that brought in seven new players and has continued through the draft, free agency and trades, including the summer of 2010 trade that brought point guard Darren Collison from New Orleans to the Pacers and the 2011 Draft Night trade that brought Indianapolis native George Hill to the Pacers from San Antonio.

The Pacers had missed the playoffs four straight years – after a run of nine straight and 16 of 17 years in the postseason – and

the highly competitive Bird wanted a return ... and more. In 2011, the Pacers did return to the playoffs, an important first step.

"The first goal is to get back in the playoffs and you do that by getting a core of players to build around," said Bird. "We've got good, young players and a former All-Star in Danny Granger who should all get better. It will take time, I know it's going to be tough. I think I know how to do most of it. Hopefully, we can get back to the NBA Finals again. That's our goal. Right now, it's not to win a championship, but to get to the Finals and give ourselves an opportunity to win."

Bird certainly knows how to win with a resume to back it up. The Hoosier basketball legend (he was born in West Baden, Ind., 12/7/1956) was an Indiana All-Star after playing at Springs Valley High School. He played collegiately at Indiana State and in his senior year, led the Sycamores to an undefeated season and the NCAA championship game before losing to Magic Johnson and Michigan State. That season, Bird was the College Player of the Year. His storied success led to him being named one of Indiana's 50 Greatest Basketball Players in 1999.

Then, in 13 seasons as a professional with Boston, he was named the NBA's 1980 Rookie of the Year; was a 12-time NBA All-Star; three-time NBA MVP; helped lead the Celtics to three world championships, winning two NBA Finals MVP awards; won an Olympic gold medal in 1992 as part of the United States' "Dream Team"; was named one of the NBA's 50 Greatest Players in 1996; and was inducted into the Naismith Basketball Hall of Fame in 1998. This summer, Bird entered the Hall of Fame again as the 1992 "Dream Team" was inducted.

After his playing career, Bird's next challenge was coaching and he succeeded at that as well. In three seasons with the Pacers, he led them to a 147-67 record, winning Coach of the Year honors in 1998 and leading the team to its first-ever NBA Finals appearance in 2000. The Pacers reached the Conference Finals in all three of his seasons, winning two Central Division championships and in 1998, Bird earned Eastern Conference All-Star coaching honors. He returned to the franchise July 11, 2003, in his current role, driven to win again. "I'm in this to win championships and that's the bottom line."

In his role with the Pacers, Bird oversees the basketball operations of the franchise, from the coaches to budgeting to player personnel to scouting to contract negotiations to the training staff.

Walsh, the former Pacers CEO/President said, "I think this is going to be the beginning of a new era in Pacers basketball. I think he is the perfect person to be here in Indiana, to take this team forward for the long haul. It had always been my dream, that when I gave up my job, that there's a guy in place who can take this franchise and keep it at a very high level. And I think Larry can do that."

Added Bird, "This is my home state, this is the place I wanted to do it. I just want to win basketball games. I want to help the Pacers get to the places they've never been before."

From the day he stepped into the front office, Bird seemed to have an impact. Together with Walsh, they decided in the summer of 2003 to not have Coach Isiah Thomas return for the final year of his contract. They tapped Rick Carlisle to replace Thomas. Carlisle, a former assistant with Bird when he was coach of the Pacers, had led Detroit to two 50-win seasons, two Central Division championships and earned a Coach of the Year honor in 2002 before being fired by the Pistons. He was Bird's obvious, and first, choice to step in. It was his first major move.

The result was a milestone season for the Pacers in 2003-04. They set franchise records for victories (61), winning percentage (.744), road victories in their NBA history (27) and won the Central Division Championship. They also reached the Eastern

While headquartered in Rome from 2002-07, Jim Morris was the executive director for the United Nations World Food Programme.

PACERS SPORTS & ENTERTAINMENT EXECUTIVE STAFF

Conference Finals before bowing to eventual World Champion Detroit, four games to two. In 2004-05, the Pacers returned to the playoffs and reached the Eastern Conference Semifinals. They had a 44-38 record despite a season where they lost players for 309 games due to injury or illness and another 126 due to suspension.

Then in 2005-06, the Pacers finished with a 41-41 record, despite having 236 games lost due to injury. Still, they made the playoffs again.

Despite setbacks, the Pacers didn't step back, they have looked ahead. That's Bird's way.

Stepping into a situation and making the most of it isn't new to Bird. In his first year as coach, he took over a veteran team that had missed the playoffs the previous season. For the third time in the previous five seasons, the Pacers reached Game 7 of the Eastern Conference Finals, this time extending the World Champion Chicago Bulls. Coming into the playoffs, the Pacers not only made the NBA pay attention, they made franchise history at the time. They had 58 victories, the most since joining the NBA in 1976; their .707 winning percentage was the best in the Pacers' history, including their storied ABA days; they were 26-15 on the road, a franchise NBA best, and had the best road record of any Eastern Conference team. The Pacers amazingly didn't lose two straight games in the regular season after December 10, and through the All-Star break, the Pacers had the best record in the East, thus earning Bird All-Star coaching honors.

The next season, the Pacers won the Central Division and reached the Eastern Conference Finals. In 2000, there was another Central Division championship and a trip to the NBA Finals.

Bird then, as he promised at the beginning, stepped away from coaching after three seasons. Three years later, Walsh called again and Bird came back home again to Indiana.

Bird is married to Dinah. He has three children, Corrie, Connor and Mariah. He is an avid golfer and outdoorsman, while enjoying country music and auto racing.

RICK FUSON CHIEF OPERATING OFFICER



Since joining the Pacers' organization in 1984, Rick Fuson has been influential in shaping events within Market Square Arena, Bankers Life Fieldhouse and many other events elsewhere in Indianapolis.

A graduate of Indiana University and a life-long resident of Indianapolis, he joined the staff of Market Square Arena in 1984 as director of special events and was

promoted the following year to vice president. Fuson helped oversee the Pacers' move to Bankers Life Fieldhouse in September 2000. He was promoted to Executive Senior Vice President of Pacers Sports & Entertainment in November 2001. Rick was named Chief Operating Officer in April 2008. In his current role, Fuson is responsible for operation of all aspects of the business and facilities elements of Pacers Sports & Entertainment.

Through the years, Fuson has been active in pursuing major events for Bankers Life Fieldhouse and the City of Indianapolis. In the past, he was a member of the Executive Committee for the 1991 World Gymnastics Championships and served as chairman for the opening ceremonies.

He was co-chairman of special events for the 1991, 1997 and 2000 NCAA Final Four, and served on the Local Organizing Committee for the 2006 and 2010 NCAA Final Four and 2012 Super Bowl. He produced the opening ceremonies of the 2001 World Police & Fire Games and the closing ceremonies of the Pan American Games in 1987. Fuson also served on the Local Organizing Committee for the 2002, 2004, 2006, 2008-2012 Big Ten Basketball Championships, 2002 FIBA World Basketball Championships, and 2004 FINA World Swimming Championship.

Throughout his career, he has received such honors as Recipient of the Indianapolis Ambassadors 1988 Community Service Award, Indianapolis Business Journal's "Who's Who in Hospitality", "Who's Who in Sports" and "Forty Under Forty." He has also been active with the Indianapolis Fellowship of Christian Athletes, the 1985 NBA All-Star weekend, the grand opening of the Indianapolis Zoo in 1988, the White River Park State Games and Indianapolis Downtown Space 2010.

Fuson is a professional member of the International Association of Assembly Managers. He currently serves on the Board of Directors for Indianapolis Downtown, Inc., Greater Indianapolis Chamber of Commerce and Indiana Convention & Visitors Association. He is an Advisor to the Indiana Sports Corporation Board of Directors and currently serves as Chair of the Pacers Foundation.

Rick has three children and two grandchildren: Amy, Emily, Matthew, Jackson and Sullivan.

KEVIN BOWER CHIEF FINANCIAL OFFICER/EXECUTIVE VICE PRESIDENT



Kevin Bower is in his 10th year with Pacers Sports & Entertainment, and his first as the organization's Executive Vice President and Chief Financial Officer. His duties include management of all financial matters as well as human resources and information technology.

Bower came to PS&E in January 2002 from Alltrista Corporation, a publicly traded manufacturer and distributor of niche consumer products used in and around the home. He spent nine years at Alltrista and most recently served as Senior Vice President and Chief Financial Officer.

Bower started his career in 1980 with Schneider & Shuster, a locally-based public accounting firm in Denver, Colo. After five years in Denver he returned to Indiana where he continued his career in public accounting with Price Waterhouse.

Bower, 53, was born in Fort Wayne, Ind., and grew up in South Bend, Ind. He attended Bentley University in Waltham, Mass., on a basketball scholarship and graduated with a BS in accounting. He is married to Maureen and they have three children, Erin, Megan and Kevin.

Bower is a member of the American Institute of Certified Public Accountants and the Indiana CPA Society. He serves on the Boards of Pacers Foundation and Mother Theodore Catholic Academics, as well as the Finance Committee of the St. Vincent Foundation and the Rotary Club of Indianapolis. In his spare time, he enjoys reading, golf and traveling.

PACERS SPORTS & ENTERTAINMENT EXECUTIVE STAFF

DAVID MORWAY
GENERAL MANAGER

David Morway is in his 13th season with the Pacers, his fourth as the team's General Manager.

Morway joined the franchise in February, 1999. He previously was the Senior Vice President of Basketball Operations and was responsible for the day-to-day operation and administration of the Basketball Division. As General Manager, he retains those duties

and will also oversee salary cap issues and assist Basketball President Larry Bird in personnel decisions.

"I'm very happy to have David by my side," said Bird. "This role maximizes David's skills and experience and I'm confident we have the knowledge and resources to get the Pacers to the level we expect, our owners expect and our fans expect."

Morway has a vast sports background. He served as Assistant to the President for the San Diego Padres from 1985-88, where he was involved in contract analysis and negotiation. He also designed and implemented programs in player relations, team employee assistance and customer relations.

From 1988-95, Morway started and was President of Professional Excellence Sports, Inc. (Pro Ex), a sports management firm. Morway represented more than 75 clients, including David Benoit, Ed Gray, former Pacers' player Micheal Williams, as well as NFL players Junior Seau, Darren Woodson, Chris Naeole and Tony Clark.

Pro Ex was incorporated into DSM International in 1995 and Morway remained with the company until 1998. A 1982 graduate of the University of Arizona, Morway also has a law degree from the University of San Diego. He is married to Karen and they have two sons, Robbie and Michael.

TODD TAYLOR
SR. VICE PRESIDENT/CHIEF SALES & MARKETING OFFICER

Todd Taylor, 39, is entering his first year with Pacers Sports & Entertainment, as the organization's Senior Vice President/Chief Sales and Marketing Officer. In his role, Taylor oversees all aspects of PS&E's sales and marketing initiatives, including ticket sales, corporate partnerships, game operations, promotions, advertising and interactive marketing.

Prior to joining PS&E, Taylor was the Executive Vice President of Ticket Sales and Marketing for the Texas Rangers. During his time in Texas, he was responsible for all facets of the Rangers' ticketing operations, including season, group, and individual ticket sales, suites sales and services, and oversight of the ticket office. He also led the marketing department and played a major role in the club's branding initiatives.

From 2006 to 2010, Taylor served as Vice President, Consumer Marketing for the Milwaukee Brewers where he was responsible for all aspects of ticket sales and services, suite sales and services, consumer marketing and branding for the Brewers. Building a fully integrated ticket sales and marketing team led to Milwaukee drawing over three million fans in both 2008 and 2009, including a franchise record total of 3,068,458 in 2008.

Prior to arriving in Milwaukee, Taylor was Vice President of Ticket Sales and Service for the Portland Trail Blazers from 2004-06, where he led the NBA club's ticketing and retail operations. He spent the previous seven years from 1998-2004 with the Columbus Blue Jackets of the National Hockey League as Senior Account Executive, Director of Ticket Sales, and Vice President of Ticket Sales. In Columbus, he is credited with inventing the "Stock Split" and "Stock Split Vesting" programs, which helped the Blue Jackets record 102 sellout crowds, including 58 consecutive, and play to 97% capacity from 2000-04.

In 2011, Taylor was named to the SportsBusiness Journal's "Forty Under 40" list which identifies and recognizes the most influential sports executives under the age of 40.

Taylor is a native of Sidney, Ohio and a 1995 graduate of The Ohio State University. Todd and his wife Jennifer live in Westfield and have three children, daughter Brynn and sons Keenan and Ian.

SEVEN CONSECUTIVE WNBA PLAYOFF APPEARANCES
PACERS SPORTS & ENTERTAINMENT VICE PRESIDENTS



MATT ALBRECHT
FINANCE



JAMIE BERNs
ENTERTAINMENT



QUINN BUCKNER
COMMUNICATIONS



BARRY GIBSON
TICKET SALES
DEVELOPMENT



JULIE GRAUE
FEVER BUSINESS
OPERATIONS



HARRY JAMES
FACILITIES
ADMINISTRATION



RICH KAPP
FACILITY SERVICES AND
MERCHANDISING



CLARK KELLOGG
PLAYER RELATIONS



ROB LAYCOCK
MARKETING




KEVIN NAYLOR
INFORMATION
TECHNOLOGY



TOM RUTLEDGE
OPERATIONS



GREG SCHENKEL
CORPORATE, PUBLIC &
COMMUNITY RELATIONS



TERRY TIERNON
CORPORATE
PARTNERSHIPS



DEREK THRONEBURG
TICKET SALES STRATEGY



DONNA WILKINSON
HUMAN RESOURCES

Quinn Buckner is one of seven players in basketball history to win an Olympic gold medal as well as titles in the NBA and NCAA.

FEVER BASKETBALL CORPORATION

JULIE GRAUE
 VICE PRESIDENT OF BUSINESS OPERATIONS


Beginning her 11th season with the Indiana Fever, Julie Graue has managed business operations for the franchise since 2005. She was promoted to Vice President for Business Operations following the 2006 season. Graue manages the day-to-day management of all Fever business matters including ticket sales, sponsorship sales, promotions and community relations.

She also provides oversight on Fever marketing efforts.

In 2001, she joined the Fever organization as a sales manager. She managed sales accounts, ticket pricing and the development of ticket packages for all individual and corporate accounts. She oversaw all Fever sales campaigns and ticket-related events, and was named director of Fever ticket sales in October 2004.

She came to the organization after a 12-year stint with Ambassador Travel Club. She served in a variety of roles including her capacity as advertising sales manager for the airline's in-flight magazine, *Journey Magazine*, before she joined the Fever. During her tenure with Ambassador, she also managed tour operations and helped in the development of new tours and products.

Graue is a 1989 graduate of Ball State University where she completed her undergraduate degree in public relations. Born and raised in Greensburg, Ind., she has been an active participant in sports all of her life – taking part in basketball, volleyball, softball, track and tennis.

Graue married her husband Geoff in November 2003, and the couple has a daughter, Sierra (6). A resident of Noblesville, Ind., she is an active member of Woman's Life Chapter 611 and serves on the committee for the "Women Like Us" tea and speaker series. She also is a volunteer mentor for the Common Goal Task Force, an initiative of the Greater Indianapolis Chamber of Commerce to help raise high school graduation rates in Marion County.

KEVIN MESSENGER
 MEDIA RELATIONS DIRECTOR


Kevin Messenger is in his 10th year as the Fever's director of media relations, responsible for all duties related to the team's publicity, media operations and public information. He also serves as a PR contact for Bankers Life Fieldhouse events including concerts, ice shows, circus and rodeo events, and high school and college sports events.

A native of Denver, Colo., he attended the University of the Pacific in Stockton, Calif., before embarking on a career which included collegiate stints at UNLV, Indiana State, Pacific and Maryland. Most recently, he worked with the Maryland football and women's basketball teams in 1999 and 2000 before directing media efforts for three seasons with the Terrapins' nationally prominent men's basketball program.

While at Maryland, he worked in a media market comprising the Baltimore and Washington, D.C. metro areas - the largest media concentration of its kind among U.S. colleges. He twice attended the Final Four with the Terrapins' basketball team while working daily with local, regional and national media outlets.

A college sports information director dating to his college years in California, Messenger has worked with baseball, basketball, football, golf, soccer, water polo and volleyball teams during his career. He boasts distinction as having been a part of three NCAA championship teams - 1985 and 1986 Pacific women's volleyball, and 2002 Maryland men's basketball.

This is his second career stop in Indianapolis, having spent three years in Indy from 1995 to 1998, working with U.S. Water Polo and a professional indoor soccer franchise before making a return to college athletics.

Messenger received a bachelor's degree in communications from UOP in 1987. His professional career began as an assistant sports information director at UNLV in summer of 1987. He was hired as the SID at Indiana State University in 1989, and made a return to his alma mater for a four-year stint as SID from 1991-95.

He resides in Brownsburg with his wife Melissa and stepdaughter Madison.

SEVEN CONSECUTIVE WNBA PLAYOFF APPEARANCES
FEVER BASKETBALL CORPORATION

ROBERTA COURTRIGHT
COMMUNITY RELATIONS & SPECIAL PROJECTS MANAGER



Entering her sixth season with the Fever, Roberta Courtright handles all day-to-day community efforts as the team's manager of community relations and special projects.

Courtright joined the Indiana franchise after two years with the Detroit Pistons and Detroit Shock. She served a community relations internship in 2005 before acting as the Pistons' community

relations auction manager during most of the 2006-07 NBA season.

A graduate of Aquinas College in her hometown of Grand Rapids, Mich., she was a member of the Aquinas softball team in 2001-02, and traveled with the U.S. Coast-to-Coast Softball Team,

representing the United States in an international softball tournament in the Netherlands and Belgium. She graduated from Aquinas while majoring in business administration/sports management, and receiving a minor in coaching.

She also coached the Grand Rapids Christian High School softball team for four years, the same school from which she graduated and played softball. She served as a basketball statistician and volunteered with a variety of community programs when she was a student, and participated in an exchange student program by spending two weeks in Japan during 2000.

Courtright has been an active participant in the Big Brothers Big Sisters program since 2002.



ASHLEY FLOYD
Pacers/Fever
Basketball Operations
Coordinator




BRITTANY HOLLINGSWORTH
Equipment Manager



TIM EDWARDS
Public Information
Assistant



HANSEN WONG
Video Coordinator



JENNY BRENNAN
Assistant Trainer

2012 INDIANA FEVER MEDIA GUIDE
GAME ENTERTAINMENT



FREDDY FEVER

The friendliest Fever fan of them all!

During Fever games, it's easy to pick out Fever fans of all shapes and sizes, but no one has the shape and size of the Fever's team mascot, Freddy Fever.

One of the top mascots in the WNBA, Freddy can be seen throughout Bankers Life Fieldhouse before, during and after Fever games. The lovable and huggable character is a fan favorite among children and adults. Freddy does it all – from dancing, riding goofy scooters, aggravating officials, performing hysterical skits and much more. He keeps fans laughing from tipoff to the final buzzer.

Freddy certainly has the ability to tickle anyone's funny bone, but there's also a softer and lovable side to him. Freddy loves the Fever's fans and enjoys interacting with fans on a one-on-one basis and in groups. Freddy is often involved in numerous charitable efforts throughout the Indianapolis community. His schedule is hectic year round, but he wouldn't have it any other way.

In addition to being at every Fever game, Freddy is also available for birthday parties, corporate events and other similar-type events. For more information about Freddy, or to book the biggest Fever fan for your next event, call (317) 917-2500.

INFERNO DANCE TEAM

Since the Indiana Fever hit the hardwood in the summer of 2000, the Fever Inferno has been right by the team's side. This exciting, energetic and enthusiastic group of young males and females has evolved into one of the WNBA's best hip-hop dance squads!

Coordinated and choreographed by former Pacemate Michelle Duggan, the Inferno is made up of a diverse group of young dancers that provide energetic entertainment during timeouts of Fever home games. Explosive tumbling and high-energy hip-hop dance routines are performed during every Fever home game. These youngsters are definitely fan favorites. Watch them once and you're hooked on their energy.

Along with performing at Fever home games, the Inferno makes appearances throughout the spring and summer months. The dance team joins the Fever players, coaches and front office staff in various community events.

For more information on the Inferno, or to schedule an appearance at your next event, call (317) 917-2500.



2012 Inferno Dance Team – Front Row (l to r): Claire Piccirillo, Ella Sporle, Shelise Stewart, Callie Barnett, Ashia George. Second Row (l to r): Kiara Williams, Caitlyn Piccirillo, Jameshia Taylor, Abby Learned, Walesska Lopez-Pagan. Third Row (l to r): Derek Tabada, Eric Blythe, Taylor Gray, Brian Hackett. Back Row (l to r): Daniel Portis, Eric Lewis, Devin Solomon, Sawyer Harvey. Not Pictured: Keenan Hutchinson

A former member of the Pacemates, Michelle Duggan is in her fourth year as director and choreographer for the Inferno.

SEVEN CONSECUTIVE WNBA PLAYOFF APPEARANCES FEVER BROADCASTERS

CHRIS DENARI RADIO AND TELEVISION PLAY-BY-PLAY



Chris Denari enters his 13th season as the Fever's radio and television play-by-play announcer after being named the Voice of the Fever on April 28, 2000. He has called the action in virtually every game in Fever history.

Involved in broadcasting sports in Indianapolis for 28 years, Denari was named the Indiana Sportswriters and Sportscasters Association 2004

Broadcaster of the Year.

Denari also serves as the television play-by-play announcer for the NBA's Indiana Pacers, which he has done for the past six seasons. He most recently was the Sports Director at WXIN-TV Fox 59 in Indianapolis. With his move to Pacers' TV, he ended his 17-year association as the radio play-by-play voice of Butler University basketball. He called five of Butler's recent NCAA Tournament appearances, including the Bulldogs' first trip to the Sweet Sixteen in 2003.

He is a member of the Indianapolis Motor Speedway Radio Network and has also been a member of the Indianapolis Colts Radio Network. He also previously worked for Pacers' TV as a locker room reporter and was the television play-by-play voice for the Indiana High School Athletic Association's state championship events.

A 1979 graduate of Westfield (Ind.) High School, he played basketball for his father, Bob. He graduated from Wabash College in 1983, and was a member of the Little Giants' 1982 NCAA Division III National Championship basketball team.

Denari also serves on the board of directors for Special Olympics Indiana and as a spokesman for the Hamilton County Humane Society. He was recently named to the inaugural class of the Westfield High School Distinguished Alumni Hall of Fame.

Denari and his wife, Terry, live in Carmel, Ind., with their sons Evan, Wilson and Max.

DEBBIE ANTONELLI TELEVISION ANALYST



Debbie Antonelli is in her 11th season with the Fever broadcast team after spending four seasons as a Charlotte Sting broadcaster. She joins play-by-play announcer Chris Denari as the color analyst for each of the team's local television broadcasts.

Antonelli worked as an NBA analyst for select Charlotte Bobcats games last season, and she formerly covered WNBA games for three seasons on the Oxygen Network.

Antonelli's television resume includes: lead television analyst for the Atlantic Coast Conference, Big XII Conference, Southeastern Conference and CBS College Sports' coverage of women's basketball. Beginning in 2007-08, she teamed with the Women's Basketball Coaches Association (WBCA) and broadcast partner Beth Mowins to produce a 30-minute weekly podcast called "Shootaround with Beth and Debbie," dedicated to women's college basketball.

Antonelli has worked NCAA tournament games for ESPN and has worked as the radio analyst for the national syndication of the CBS/NCAA Radio Network for the past 16 NCAA Women's Final Fours. She worked as a sideline reporter for CBS Sports during the 2000 Men's NCAA Tournament, and for the past 10 years, she has been a part of CBS Sports' women's basketball tripleheader coverage each January.

Before joining the broadcast team in Charlotte, Antonelli served as a FOX Sports Net national television analyst during the American Basketball League's first three seasons and was the analyst for the ABL's Columbus Quest regional television package.

Prior to her broadcasting career, Antonelli spent four years as the Director of Marketing for the University of Kentucky, and four more in a similar capacity at Ohio State University. She spent five years as the television analyst for the Ohio State women's basketball team and prior to that, she spent three years as the TV analyst for the Dayton Flyers men's basketball team.

Antonelli was a three-year starter at guard for North Carolina State where she helped guide the Wolfpack to four NCAA tournament appearances and two Sweet 16 appearances. The Cary, N.C., native graduated with a double major in business management and economics. She went on to earn her master's degree in sports administration from Ohio University, where she also served as the graduate assistant women's basketball coach.

Antonelli, her husband, Frank and their three sons, Joey, Frankie and Patrick reside in Mt. Pleasant, S.C.

KEVIN LEE RADIO PLAY-BY-PLAY



Kevin Lee is in his 13th season covering the Fever and his 17th season as the host of the Pacers radio network where he handles pregame, halftime and postgame shows.

In addition to handling radio play-by-play duties during all Fever TV games, he is the sideline reporter for the Indianapolis Colts radio network, and a pit reporter for the Indianapolis Motor Speedway Radio Network and Versus, covering the IndyCar Series and Indy Lights. Lee also hosts a weekly racing show on 1070 The Fan.

Lee has called play-by-play for the Indiana High School Athletic Association Radio Network and has served as a television and radio announcer for Ball State University sports.

Lee, a graduate of Indianapolis' Ben Davis High School and Ball State University, lives with his wife Stacey, and their children Jackson and Savannah, in Avon.

2012 INDIANA FEVER MEDIA GUIDE
FEVER IN THE COMMUNITY

CORE PURPOSE

At Pacers Sports & Entertainment, our Core Purpose is Winning Championships & Serving Community.

MISSION

Our mission is to promote the development and well being of youth and families within our community through Fever Cares, with a particular focus on Education, Service & Health. We support this mission by providing the practical tools necessary to enrich the lives of our community and develop and implement resourceful and valuable programs that contribute directly to our Core Purpose.

VALUES

We will support our Core Purpose and Mission by focusing on four core values: Teamwork, Commitment, Pride and Respect.

GOALS AND OBJECTIVES

To support our Core Purpose and Mission, Pacers Sports & Entertainment's goals and objectives include:

1. Stimulate love of learning and reading in young people by providing them with access to books & technology.
2. Engage in community partnerships to continue to bring public awareness to the value of education & literacy.
3. Support the efforts of those in our community who serve the needs of others and increase youth participation in community service activities.
4. Increase ways to recognize those involved in community service activities and develop a community where the passion for serving is turned into action.
5. Promote wellness & fitness as a way of life.
6. Target and address issues facing today's youth.



Questions on how to become involved with your favorite Fever activity may be directed to Roberta Courtright, Fever Community Relations & Special Projects Manager, at rcourtright@feverbasketball.com, or by calling (317) 917-2500.

EDUCATION

READ TO ACHIEVE

Read to Achieve serves as the NBA/WNBA's and its teams' primary community activity and harnesses all of professional basketball's best assets to impact one of the most pressing issues our society faces. The program promotes the value of reading and online literacy while encouraging families and adults to read regularly with young children.



The goals of this initiative are to build a lifelong love of reading in young people by providing greater access to books and technology; encourage and engage members of the NBA/WNBA family including current & former players, league and team personnel, coaches and parents to participate in the program as a Volunteer Reading Coach and to use all of the NBA/WNBA assets to create ongoing public awareness of this initiative through courtside signage, PSA's, NBA.com and WNBA.com TV presence and events around the league.

At the local level, the Indiana Fever Read to Achieve Program is composed of Monthly Reading Time-Outs during the WNBA season and a Read to Achieve Tip Off.

Reading Time-Outs

As a component of the Read to Achieve Program, the Indiana Fever presents reading timeouts throughout the WNBA season. (May – August). Special guest readers include members of the Indiana Fever, Freddy Fever and the Fever Inferno. Guest readers read students selected children's stories from large oversized

books. Students participating in the Fever reading timeouts have the opportunity to win Fever prizes including books, autographed items and game tickets! Each visit is approximately one hour in length.

Read To Achieve Tipoff

A component of the Read to Achieve Program, the Indiana Pacers and Indiana Fever host a Read to Achieve Tip-off prior to the each team's season.

The Fever tip-off the season with a large Read to Achieve Tip-off event, events such as Reading Pep-Rallies at a local school and events held at The Children's Museum of Indianapolis.

Each child in attendance receives a book, Fever items, a ticket to the Fever home opener and the opportunity to win Fever autographed memorabilia.

Bounce Back To School

A component of the Read to Achieve Program, the Indiana Fever Bounce Back to School Attendance Program was created to both recognize and maintain good attendance practices in our young fans throughout the state of Indiana.

Simply by attending classes on the first day of the school's 2012-13 academic year, students qualify to participate in the program and will receive (1) a complimentary ticket to an upcoming Fever game at Bankers Life Fieldhouse, (2) special in-game recognition of schools with participating students and (3) additional lower level tickets at a discounted rate for parents, friends and family.

Follow @FeverCares on Twitter for information about Fever community programs and player appearances.

SEVEN CONSECUTIVE WNBA PLAYOFF APPEARANCES

FEVER IN THE COMMUNITY

PROLIANCE ENERGY BACKPACK ATTACK

A component of the Read to Achieve Program, the Indiana Fever & Proliance Energy helps support the Backpack Attack. Since 1999, Backpack Attack has collected more than 2.1 million school supplies for children in the Indianapolis Public Schools (IPS) as well as other schools in Marion, Boone, Hancock and Hendricks counties.

The Indiana Fever and Proliance Energy teams up to host this event at a Fever game before school begins. Fans donate school supply items, and in return receive a FREE Pepsi product. In addition, employees of each organization host internal collections to help support the effort.

FEVER READING AND LEARNING CENTER

As part of the Indiana Fever Education Initiative, the Fever, WNBA and Toyota sponsored a Fever Reading and Learning Center renovation for the 2009 WNBA Finals as part of the Toyota Project Rebound Program.

The Fever Reading and Learning Center provides books and technological resources to kids at the Boys and Girls Club of Indianapolis Lilly Unit to implement the WNBA's national reading initiative, Read to Achieve, at the local level. This center also provides a fun place to learn and do homework.

SERVICE

WELL DUNN AWARD

As part of Pacers Sports & Entertainment's Citizenship Initiative the Indiana Fever and head coach Lin Dunn recognize Indiana citizens who have done well in the community at five of the Fever home games through the Well Dunn Award presented by Harrison College. Everyday Indiana citizens make an overwhelming impact on the lives of others and make lasting contributions to our community and our state.

Each award recipient receives four tickets to a Fever home game, where they are recognized during a special on-court presentation. In addition, each recipient also receives a special memento and commemorative photo.

KROGER BALL EXCHANGE

As part of the Kroger Ball Exchange, each Fever home game the Indiana Fever and Kroger allow 11 children to receive an autographed basketball from an Indiana Fever player during the player introductions. In addition, each child receives a Kroger Ball Exchange t-shirt.



IPS VALUES FOR LIFE CELEBRATION

In partnership with Indianapolis Public Schools, the Pacers and Fever host the IPS Values for Life Celebration at Bankers Life Fieldhouse.

The purpose of this celebration is to recognize & encourage the over 8,000 students who demonstrate Indianapolis Public Schools Four Core Values of Excellence, Scholarship, Respect and Courage.

The 2011 celebration included appearances from Dr. Eugene White, Superintendent of Public Schools, Pacers COO Rick Fuson, Indianapolis Mayor Greg Ballard, Pacers players Dahntay Jones, A.J. Price, Lance Stephenson and former Fever player Shyra Ely. Students were welcomed to Bankers Life Fieldhouse by 100 Best Buy volunteers cheering their success and music from the Northwest vs. Arlington High School drumlines. In addition, students were treated to a variety of entertainment from Boomer's Dunk Show, Radio Disney and the Chicago Boyz! All students in attendance received an IPS Values for Life T-shirt and tickets to an Indiana Fever game.

FEVER FRIENDS

In partnership with Big Brothers Big Sisters of Central Indiana, the Fever matches young boys and girls with an adult mentor to attend Fever games throughout the season. Through this program, Fever players interact with kids and serve as role models. Fever Friends, which started during the inaugural Fever season, partnered exclusively with Big Sisters of Indiana prior to 2003. Since the Big Brothers and Big Sisters programs merged, the Fever began hosting boys and girls.

GO GREEN

As part of the Pacers Sports & Entertainment Citizenship Initiative and WNBA Go Green Initiative, the Fever supports the WNBA's commitment to a long-term environmental plan through the implementation of sustainable business practices and procedures that decrease the league's carbon footprint and contribute to a clean, healthy environment.

FEVER IN THE COMMUNITY

SEASON OF GIVING

As part of the Pacers Sports & Entertainment's Citizenship Initiative, the Indiana Pacers and Indiana Fever celebrate a "Season of Giving" during the year with a variety of community outreach efforts throughout the month to give back to the community that has given so much to us.

CHILDREN'S HOSPITAL VISITS

As part of the Pacers Sports & Entertainment Community Spirit Initiative, members of the Indiana Pacers team, Indiana Fever and coaching staff, including mascots Boomer and Bowser, along with members of the Indiana Pacemates, visit area children's hospitals to help lift the spirits of those children and their families.

Hospital visits include the Peyton Manning Children's Hospital at St. Vincent, Riley Children's Hospital, Community Hospital North and Methodist Children's Hospital.

PLAYERS IN THE COMMUNITY

The WNBA connects with fans of all ages through extensive community outreach. As the league marks the 15th season of the WNBA, the players continue to be recognized for their commitment and dedication to fans in cities across America. The WNBA has three primary community initiatives: WNBA Fit, Read to Achieve and Breast Health Awareness. In addition to these initiatives, the WNBA honors players who are active in their communities with the WNBA Community Assist Award presented four times a year.

COMMUNITY ASSIST AWARDS

Indiana is fortunate to have had a number of outstanding female role models on the Fever roster that make unbelievable efforts to give back to the fans and the community.

The Fever has consistently had players win the Community Assist Awards. Tamika Catchings has been an off-season recipient as well as a six-time winner of in-season awards. Other past winners include Katie Douglas, Niele Ivey, Nikki McCray, Kelly Schumacher and Natalie Williams. In all, Fever players have garnered WNBA Community Assist Awards on 13 occasions.

Catchings won the inaugural Dawn Staley Community Leadership Award in 2007 for her work around Indiana and with her own Catch the Stars Foundation. The award signifies a WNBA player who is an excellent personal role model to younger children.

**PS&E COMMUNITY SERVICE DAYS**

This program is meant to emphasize one of the Core Purposes of PS&E – Serving Community by organizing four days per year when we "Outreach Together" as a company.

This program builds upon the work of the Community Relations Department and the Pacers Foundation. It allows employees to contribute in a real and consistent way to our community and brings the company together in a positive way to help others within our community.

Since its inception in 2008, the staff of PS&E has contributed to organizations that include Creston Middle School, Danville Middle School, IPS #27, Triton Central Elementary & Middle School, Gleaners Food Bank, Second Helpings, Wheeler Mission, the Julian Center, Fay Biccard Glick Neighborhood Center and the Catch the Stars Foundation.

DONATIONS

As part of Pacers Sports & Entertainment's Citizenship initiative, the Indiana Pacers and Indiana Fever provide donations to events & fundraisers for non-profit organizations. Donation requests for an Indiana Fever item can be made at www.fevermvp.com/donate.

COMMUNITY TICKET BLOCKS

Kids love going to a professional sports event. For many of our kids, at risk or not, they might never get a chance to see the Pacers or Fever in action. A night out with a chaperone and a group of friends lets them see on-court athletic achievement. And it might just turn out to be instructive about the benefits of determination and perseverance.

All we know is that the kids have fun and laugh and let us into their lives for a night. And for us, that's a good start.

Our Community Ticket Block Program is open to all non-profit organizations. To request complimentary tickets through this program, you must provide your Tax ID #. Each season you must resubmit an online application form. Ticket donation requests can be made at www.fevermvp.com/tickets.

Tamika Catchings was the first winner of the Dawn Staley Community Leadership Award.

HEALTH

GET FEVER FIT

As part of PS&E's Health Initiative and WNBA Fit program the Get Fever Fit program presented by Kroger holds monthly Get Fever Fit clinics throughout the WNBA season. In these clinics, Fever coaches, players and/or Fever staff teach proper exercise techniques, show how being active can be fun with basketball drills and teach about healthy living styles including eating and exercise habits. These clinics are normally about one hour in length and vary in amount of children depending on gym size.

WNBA Fit

The WNBA will embrace its responsibility as the preeminent women's professional sports league with powerful role models to continue to deliver important messages and program related to the areas of health, fitness, nutrition and self esteem. WNBA Fit encourages teens and women of all ages to learn more about their bodies and the importance of physical fitness.

BREAST HEALTH AWARENESS

As part of PS&E's Health Initiative and WNBA Breast Health Awareness Initiative, the Indiana Fever hosts a special Breast Health Awareness Night presented by Community Health Network at a select Fever game.

During this special game, the Fever concentrates on bringing awareness to breast cancer. In conjunction with this promotion, the Fever conducts a health fair in Bankers Life Fieldhouse where several organizations distribute educational materials about breast cancer. Pink ribbons and other giveaways are distributed, and breast cancer survivors are recognized during the pregame ball exchange.

The WNBA Breast Health Awareness program focuses on generating awareness and educating women about breast cancer in addition to raising funds for the initiative. More than \$2 million was raised by the WNBA, its players and teams to help fight breast cancer through Breast Health Awareness programs.

The 2012 Fever Breast Health Awareness Game presented by Community Health Network will be held on Friday, September 14 vs. Minnesota at 7:00 p.m. Pink jerseys will be worn by the Fever players and auctioned off after the game in a live auction to raise money for the Community Breast Health Fund.

HEART HEALTHY NIGHT

As part of PS&E's Health Initiative, the Indiana Fever hosts Heart Healthy Night presented by Community Health Network at a select Fever game.

Heart Healthy Night encourages women to learn more about heart health, and raises awareness of the risks of heart disease in women.

A cardiologist from The Indiana Heart Hospital conducts a pregame seminar about heart health, and a Heart Health Fair is offered on the Main Concourse where fans can have their blood pressure tested among other screenings and public information opportunities.

CHOICES FOR CHAMPIONS

The Indiana Fever Annual Choices for Champions program is conducted for students to enjoy an educational event with the Fever and other local celebrities and community programs. Topics include education, goal setting, health and fitness, bullying, and building healthy relationships.

FEVER FOR RESPECT

The Indiana Fever and Choose Respect have joined forces to implement Fever for Respect within middle school curriculums. Choose Respect is an initiative that encourages young men and women to make every effort in forming healthy and respectful relationships with one another. It is founded on the research maintained by the Center for Disease Control and Prevention (CDC). These relationships are especially important as young people get older and begin dating. Since 2007, the CDC has worked with the WNBA to promote this initiative to young fans. The Fever also works locally with INCASA to bring the "choose respect" message to Indiana youth.

PACERS YOUTH BASKETBALL

The Pacers Youth Basketball program is a community-wide initiative of the Indiana Pacers, the Indiana Fever and Pacers Sports & Entertainment which solidifies PS&E as a leader in supporting youth basketball in Indiana. With a vision toward the future, it is geared primarily toward youth ages 4 to 18. The program provides a long-term commitment to help provide structure, organization and teamwork to youth programs by offering a direct association with the local pro basketball team; lending playing and coaching expertise with 1-on-1 interaction; and providing an easier and enhanced opportunity to participate in Pacers and Fever events.

For additional information on times and locations of camps and clinics, visit www.pacersgroups.com/camps.

2012 INDIANA FEVER MEDIA GUIDE
PACERS FOUNDATION, INC.

Behind every statistic is a story about a kid, at-risk of going under, who needs help. From abuse to obesity to drugs, Indiana's kids face tremendous obstacles. That is why the Pacers Foundation gets involved early and often. We fund programs that teach kids how to make winning life choices.

Pacers Foundation has contributed millions of dollars in contributions, community partnerships, scholarships and tickets to Pacers and Fever games.

But there is still a lot of work to be done. We need your help to assist our neediest communities and give Indiana's at-risk kids a winning shot in life.



COMMUNITY PARTNERSHIPS

We give communities the power to change by partnering with community-based organizations and corporations. These partnerships enable us to leverage your donations for greater impact.

Pacers Foundation partnered with the Greater Indianapolis Chamber of Commerce to support Common Goal, a program designed to raise the Marion County high school graduation rate to 80 percent by 2012. The Pacers Foundation contributed \$500,000 toward this effort. When achieved, Marion County public schools will be among the top-performing urban schools in the nation.

SCHOLARSHIPS

Scholarships help our communities. By focusing on kids who show promise in community service and academics, we are able to turn kids into future leaders. Their positive decisions have brought them this far. But they still need encouragement. And we provide that with two exceptional scholarships.

Be Outstanding: Team Up Scholarship presented by Veolia Water

In conjunction with corporate sponsorship, we recognize Indiana high school seniors for their outstanding service to the community.

Be an Achiever: Linda Craig Memorial Scholarship presented by St. Vincent Sports Medicine

Awarded to deserving undergraduate students enrolled in an Indiana college or university. We target students majoring in medicine or a related discipline who have completed at least four semesters.

BE A PART OF THE SOLUTION

We are not a traditional corporate foundation, supported solely by our corporate parent. We strongly believe that helping Indiana's youth make winning life choices requires all of us in the community to do our part. Therefore, we invite you to join us in this effort by making a financial contribution to Pacers Foundation and/or volunteering your time to help the non-profits we fund. In our view, the community's greatest challenges necessitate the community's best solutions. Join us and be part of the solution.

INDIANA FEVER BOWLING TOURNAMENT

Members of the Fever team and coaching staff serve up strikes at an annual bowling tournament which benefits the Be YOUUnique Fund. Fever sponsors, season ticket holders and fans are treated to a night of bowling fun, pizza a silent auction and autographs from the Fever team and other celebrities.

The 2011 tournament raised nearly \$13,000 for the Be YOUUnique Fund of the Pacers Foundation.

The 2012 event will be conducted July 25th at Pinheads in Fishers.



The Fever's annual bowling tournament has become a centerpiece among the franchise's many community events.

WNBA IN THE COMMUNITY

Through WNBA Cares, the WNBA is deeply committed to creating programs that improve the quality of life for all people, with a special emphasis on education, youth and family development and health and wellness.



NBA/WNBA FIT

The league's comprehensive health and wellness program that encourages girls and women of all ages to learn more about their bodies and the importance of physical fitness through programs related to health, fitness, nutrition and self-esteem. Programming inspires girls and women to get started on "being fit" through small changes in their daily routine.



Dribble, Dish & Swish, a program of NBA/WNBA Fit, is free for boys and girls ages 7 to 12 and encourages participants to be active and to maintain healthy lifestyles.

The competition gives participants the opportunity to showcase their fundamental basketball skills and physical fitness through a time-based, half-court obstacle course. The local champion in each age and gender group will receive an all-expense paid trip to NBA All-Star, where they will compete in the national finals.

The competition gives participants the opportunity to showcase their fundamental basketball skills and physical fitness through a time-based, half-court obstacle course. The local champion in each age and gender group will receive an all-expense paid trip to NBA All-Star, where they will compete in the national finals.



WNBA GREEN

The WNBA is committed to a long-term environmental plan through the implementation of sustainable business practices and procedures that decrease the league's carbon footprint and contribute to a clean, healthy environment. The WNBA Greening Initiative is an innovative program designed to reduce the environmental impact of the league's operations and events.



BREAST HEALTH AWARENESS

The WNBA Breast Health Awareness program focuses on generating awareness and educating women about breast cancer in addition to raising funds for the initiative.



DRIBBLE TO STOP DIABETES

Campaign raising the awareness for diabetes and to promote the importance of healthy, active lifestyles, as well as diabetes awareness, prevention, and management.

Fever superstar Tamika Catchings is the NBA/WNBA Ambassador for the Dribble to Stop Diabetes campaign.



VACCINES FOR TEENS

A national multimedia campaign designed to educate teens and their parents about the importance of vaccination against, potentially life-threatening diseases.

Catchings appeared with Michelle Obama last spring to promote "Let's Move!," the First Lady's initiative to encourage youth activity.

The WNBA Breast Health Awareness initiative is celebrated each year by the Fever with a game to raise funds for cancer research.



presented by
Community Health Network

Fever
BASKETBALL.com

2012 INDIANA FEVER MEDIA GUIDE
HEAD COACH LIN DUNN



The fourth head coach in Indiana Fever history, Lin Dunn is regarded as one of the most successful women's basketball coaches in history. Well-chronicled as one of the nation's foremost pioneers of women's basketball and one of its most prominent coaches and leaders, she has been a proven winner at both the college and pro levels, evidenced by three hall of fame

inductions in 2010 and another in 2012.

Dunn became the winningest coach in Fever history during the 2011 season and has guided Indiana to 81 victories through four seasons as head coach (81-55, .596). She has completed her fourth consecutive WNBA Playoffs campaign which is the longest current streak among WNBA coaches.

Dunn's coaching career preceded the passing of Title IX legislation in the 1970s. Her storied career includes trips to the NCAA Final Four and the WNBA Finals. A native of Dresden, Tenn., she was named to the Tennessee Sports Hall of Fame on Feb. 19, 2010. She was inducted into the Indiana Basketball Hall of Fame on April 24, 2010. She was inducted into her alma mater's athletics hall of fame at UT-Martin on Oct. 16, 2010. Last April, she was named to the Purdue Athletics Hall of Fame.

A longtime college coach and former general manager and head coach of the Seattle Storm, Dunn returned to her position as head coach when she was named to guide the Fever on Dec. 12, 2007. Then the owner of 525 wins as a college and professional coach, Dunn shed the assistant title she had worn the previous four seasons in Indiana in order to return to the head coaching ranks.

After four seasons as head coach of the Fever, she now boasts 606 college and pro wins.

She has guided the Fever to a No. 1 seed in the Eastern Conference Playoffs in 2009 and 2011. She guided the 2009 club to to her first-ever appearance in a WNBA Finals championship series.

Dunn was the runner-up in coach of the year balloting in 2009. After a summer with the WNBA's best record from June through August, and a franchise-record 22 regular season wins, Dunn brought Indiana within minutes of the championship that has eluded her through 10 WNBA seasons since 2000. The 2011 Fever finished one win from a return to the Finals.

Dunn's coaching resume includes four decades of coaching at the highest levels – the past 11 years in the professional ranks, between stints in Portland, Seattle and Indiana. Prior to her four seasons as a Fever assistant, Dunn served as head coach and general manager of the Seattle Storm, operating the city's expansion franchise from 1999 to 2002.

Dunn served in a scouting capacity for the Fever and former coach Nell Fortner during the 2003 season, and was added to the Fever staff in 2004 – allowing her to remain close to her Tennessee roots. She completed four seasons as an assistant coach with the Fever, the final three which saw Indiana match its franchise record with identical 21-13 records.

Before joining the Fever, Dunn built the Storm by drafting eventual league MVP Lauren Jackson and 2002 NCAA Player of the Year Sue Bird. In her final year with the Storm, 2002, she guided Seattle to a 17-15 record and the club's first appearance in the WNBA Playoffs. Dunn was runner-up as the WNBA's Coach of the Year.

It was with the Storm, at Bankers Life Fieldhouse coincidentally, that she recorded her 500th coaching victory, when Seattle defeated the Fever, 74-71 in overtime, on June 4, 2001.

Dunn's first assignment in professional basketball came with a midseason phone call to take over the coaching reigns of the American Basketball League's Portland Power during its inaugural campaign in 1996-97. She won her first game on the same night she was introduced as the head coach. A year later, Dunn led the Power on a worst-to-first run that culminated with a 27-17 record and a Western Conference championship. The remarkable turnaround earned Dunn the ABL Coach of the Year honor while guiding such stars as DeLisha Milton-Jones, Sonja Henning, Elaine Powell and former Fever center and two-time ABL MVP Natalie Williams. Portland was in first place at 9-4 when the ABL ceased operations two days before Christmas in 1998.

Her tenure in Portland not only continued the coaching success she has achieved at every level of her career, but also enhanced her profile off the court. In the fledgling league that preceded the WNBA, Dunn's charisma helped the Power to achieve the largest marketing revenue in the ABL and its second-highest attendance.

She is perhaps best known as the architect of the Purdue University women's basketball program, guiding the Boilermakers for nine seasons (1988-96) and collecting three Big Ten conference titles. She led the Old Gold-and-Black to seven NCAA Tournaments, four Sweet Sixteen appearances and a trip to the Final Four in 1994. In nine years at Purdue, she earned a 206-68 (.752) record and catapulted the school among the elite women's basketball programs in the country. She still is the program's winningest coach.

Dunn coached and recruited three Kodak All-Americans, three Big Ten Players of the Year and two Big Ten Athletes of the Year. Future WNBA stars that emerged from her tenure at Purdue were Summer Erb, Ukari Figgs, Stacey Lovelace, Michelle VanGorp and former Fever star Stephanie White.

Since her collegiate coaching career began at Austin Peay in 1970, she put together a remarkable 25-year record that includes a .635 career winning percentage at four schools (447-257). She left three of those schools – Purdue, Miami and Austin Peay – as the winningest coach in program history.

On the national level, she served on USA Basketball staffs for the 1992 Olympics and 1990 gold medal-winning World Championship and Goodwill Games teams. She was head coach of the 1995 bronze medal-winning USA Jones Cup team, and also served for eight years on the USA Basketball Team selection committee.

Prior to arriving in West Lafayette, she coached at Miami, Fla., from 1979-87. She posted a 149-119 (.556) record through eight seasons and was the first coach to award a scholarship to a women's basketball player. One of the last players she recruited, Frances Savage, was a Kodak All-American in 1992. She was named the Florida Coach of the Year in 1980-81.

After building a program at Austin Peay for five years, Dunn spent one season at Mississippi before taking the Miami job. She led the Rebels to a 25-15 record and a 12th-place finish at the AIAW National Tournament. Her club ended three-time national champion Delta State's 56-game winning streak and was named the Mississippi Coach of the Year.

Dunn also has earned induction into the athletic halls of fame at both Miami and Austin Peay. She served as chair of the Kodak All-America Selection Committee from 1982-88 and was president of the Women's Basketball Coaches Association in 1984-85.

Dunn earned a B.S. degree in health, physical education and English from Tennessee-Martin. A year later, she received an M.S. degree in physical education from Tennessee-Knoxville.

How about this for a little-known fact? Lin Dunn and Pat Summitt were sorority sisters during their undergraduate days at UT-Martin.

HEAD COACH LIN DUNN

DUNN'S CAREER FILE

COLLEGIATE COACHING HISTORY

YEAR	TEAM	POSITION
1970-71	Austin Peay (3-6)	Head Coach
1971-72	Austin Peay (6-4)	Head Coach
1972-73	Austin Peay (19-9)	Head Coach
1973-74	Austin Peay (19-10)	Head Coach
1974-75	Austin Peay (11-10)	Head Coach
1975-76	Austin Peay (9-16)	Head Coach
1977-78	Mississippi (25-15)	Head Coach
1978-79	Miami (10-13)	Head Coach
1979-80	Miami (18-16)	Head Coach
1980-81	Miami (24-15)	Head Coach
1981-82	Miami (19-10)	Head Coach
1982-83	Miami (14-13)	Head Coach
1983-84	Miami (19-12)	Head Coach
1984-85	Miami (21-7)	Head Coach
1985-86	Miami (9-18)	Head Coach
1986-87	Miami (15-15)	Head Coach
1987-88	Purdue (21-10)	Head Coach
1988-89	Purdue (24-6)	Head Coach
1989-90	Purdue (23-7)	Head Coach
1990-91	Purdue (26-3)	Head Coach
1991-92	Purdue (23-7)	Head Coach
1992-93	Purdue (16-11)	Head Coach
1993-94	Purdue (29-5)	Head Coach
1994-95	Purdue (24-8)	Head Coach
1995-96	Purdue (20-11)	Head Coach

Record at Austin Peay – 67-55, .549 (six seasons)

Record at Mississippi – 25-15, .625 (one season)

Record at Miami (Fla.) – 149-119, .556 (nine seasons)

Record at Purdue – 206-68, .752 (nine seasons)

Career Collegiate Record – 447-257, .635 (25 seasons)

ABL & WNBA COACHING HISTORY

YEAR	TEAM	POSITION
1996-97	ABL Portland Power (9-9)	Head Coach
1997-98	ABL Portland Power (27-17)	Head Coach
1998-99	ABL Portland Power (9-4)	Head Coach
2000	Seattle Storm (6-26)	Head Coach/GM
2001	Seattle Storm (10-22)	Head Coach/GM
2002	Seattle Storm (17-15)	Head Coach/GM
2004	Indiana Fever (15-19)	Assistant Coach
2005	Indiana Fever (21-13)	Assistant Coach
2006	Indiana Fever (21-13)	Assistant Coach
2007	Indiana Fever (21-13)	Assistant Coach
2008	Indiana Fever (17-17)	Head Coach
2009	Indiana Fever (22-12)	Head Coach
2010	Indiana Fever (21-13)	Head Coach
2011	Indiana Fever (21-13)	Head Coach

Record at ABL Portland – 45-30, .600 (three seasons)

Record at WNBA Seattle – 33-63, .344 (three seasons)

Record at WNBA Indiana – 81-55, .596 (four seasons)

Career WNBA Record – 114-118, .491 (seven seasons)

Career Pro Record – 159-148, .518 (10 seasons)

Playoffs Record at WNBA Seattle – 1-2, .333 (one season)

Playoffs Record at WNBA Indiana – 11-11, .500 (four seasons)

Career WNBA Playoffs Record – 12-13, .480 (five seasons)

Overall College and Pro Coaching Record (including playoffs)
– 617-418, .596 (35 seasons)

USA BASKETBALL/INTERNATIONAL HIGHLIGHTS

- Bronze medal in 1992 Olympic Games in Barcelona (assistant coach)
- Gold medal in 1990 World Championships (assistant coach)
- Gold medal in 1990 Goodwill Games (assistant coach)
- Bronze medal in 1995 as head coach of the Jones Cup team

HONORS & ACHIEVEMENTS

- Purdue Athletics Hall of Fame, 2012
- UT-Martin Athletics Hall of Fame, 2010
- Indiana Basketball Hall of Fame, 2010
- Tennessee Sports Hall of Fame, 2010
- Runner-up, WNBA Coach of the Year, 2009
- Runner-up, WNBA Coach of the Year, 2002
- ABL Coach of the Year, 1998
- ABL All-Star Game, 1998 assistant coach
- Big Ten Conference Coach of the Year, 1989, 1991
- Lafayette (Ind.) Woman of Achievement Award, 1990
- Florida Coach of the Year, 1981
- Mississippi Coach of the Year, 1978
- President of Women's Basketball Coaches Assoc., 1984-85
- Chair of Kodak All-America Selection Committee, 1982-88
- University of Miami Athletic Hall of Fame, 2003
- Austin Peay State University Athletic Hall of Fame, 1982

PERSONAL

Education: B.S. in health, physical education and English, University of Tennessee-Martin, 1969; M.S. in physical education, University of Tennessee-Knoxville, 1970

High School: Dresden HS

Hometown: Dresden, Tenn.

Born: 5/10/47 in Nashville, Tenn.

2012 INDIANA FEVER MEDIA GUIDE
FEVER COACHING STAFF

MICKIE DEMOSS
ASSISTANT COACH



A participant in six national championships and 12 NCAA Final Four appearances, longtime college assistant and head coach Mickie DeMoss begins her first season as a Fever assistant coach to Lin Dunn.

A 35-year veteran at the very height of NCAA women's basketball and the 2006 SEC Coach of the Year, DeMoss served 20 seasons as an

assistant and associate head coach under Pat Summitt at Tennessee. She spent three seasons as an assistant to Gail Goestlenkors at Texas and served four years with record-breaking results as the head coach at Kentucky.

"Mickie is one of the most highly respected basketball people in our business," said Chief Operating Officer and General Manager Kelly Krauskopf. "She has been at the highest level in the collegiate game and has taught and prepared many of her players to move on and become great WNBA players. She is a winner and a tireless worker. I am very happy that she has chosen to join our franchise."

DeMoss spent the past two seasons with the Lady Volunteers where she had previously spent 18 years as part of a coaching trio featuring Summitt and Holly Warlick. During a span from 1985-86 to 2002-03, the trio led the Lady Vols to six national titles and 12 trips to the Final Four. DeMoss took the coaching reins at Kentucky for the 2003-04 season and later spent time at Texas before returning to Rocky Top in 2010-11.

"I have known Coach DeMoss for 30 years," added Fever coach Lin Dunn who has long-standing ties with the UT program. "She brings to our staff an elite knowledge both offensively and defensively. She has had tremendous experiences on championship teams at Tennessee. I have always been highly impressed with her work ethic, her ability to develop players, her attention to detail and her excellent communication skills. We are thrilled to have her with the Fever!"

During her first 18 seasons at UT, the Lady Vols amassed a 554-77 (.878) overall record. DeMoss was promoted to associate head coach in 2000, but stepped aside three years later to lead her own program.

In four seasons at Kentucky, she guided the Wildcats to a 71-56 record including consecutive 20-win seasons and three postseason appearances (one NCAA and two WNIT).

The 2006 SEC Coach of the Year honor was a first for a UK coach, as she guided the 22-9 Wildcats to the NCAA Tournament for the first time in seven seasons and punctuated the trip with an NCAA win. The breakout year also included a victory over No. 1-ranked Tennessee, 66-63, in front of a school-record crowd of 13,689 at Rupp Arena. It marked the first win over a top-ranked team in UK history. In 2006-07, Kentucky was 20-14 and advanced to the WNIT. That season, DeMoss' Cats attracted a school record attendance of 5,863 fans per game.

She elected to step aside as head coach at Kentucky in April 2007, but her coaching hiatus ended when she accepted an assistant coaching position at the University of Texas in the summer of 2007. She was the Longhorns' top recruiter while also coaching the post game.

Over the past three decades, DeMoss has cemented a reputation as one of the country's most elite coaches. A survey of

the nation's NCAA Division I women's head basketball coaches tabbed her as the top assistant in the country in 2000. She also garnered that distinction from a 1998 *The Women's Basketball Journal* poll. While at UT, DeMoss was considered a great technical mind, floor coach and entertainer. Off the court, she was regarded as one of the best recruiters in the college game, year after year recruiting future All-SEC and All-America award-winners, while stockpiling rosters with the kind of players essential to winning national championships.

Some of DeMoss' most notable recruits at Tennessee include: Tonya Edwards, the 1987 Final Four MVP, Dena Head, the 1992 SEC Player of the Year, Chamique Holdscraw, the 1996 and 1997 Final Four MVP, and Tamika Catchings, a four-time All-American and current star of the Fever.

Noted for her success coaching post players, DeMoss protégés have represented Team USA in every Olympic Games since 1992.

Prior to joining the Tennessee staff in 1985, DeMoss had been an assistant coach at Auburn University (1983-85), a head coach at the University of Florida (1979-83) and an assistant at Memphis State (1977-79). DeMoss received her undergraduate degree in physical education from Louisiana Tech University in 1977, where she starred at point guard. She then received her master's degree in education at Memphis State University in 1979. She is a native of Tallulah, La.

STEPHANIE WHITE
ASSISTANT COACH



Stephanie White is in her second season as an assistant coach for the Indiana Fever. White, one of the original Fever players in 2000 and a member of the Fever's All-Decade Team announced in 2009, has coached in the college and pro ranks since 2003. She retired from the WNBA following the 2004 season.

White's hiring marked the first time the Fever has hired an assistant coach with pro playing experience. White was re-united with Fever Head Coach Lin Dunn, the former Purdue coach who recruited White to the West Lafayette campus.

Most recently, White spent four seasons as an assistant coach with the Chicago Sky after previous stints as a college assistant at Ball State, Kansas State and Toledo. White also has parlayed her playing and coaching into a broadcasting career with the Big Ten Network and ESPN. She appears regularly on BTN's women's basketball studio show and provides game analysis for both networks.

"I am very pleased to have Stephanie back with our franchise," said Chief Operating Officer and General Manager Kelly Krauskopf, who executed a 1999 trade for White prior to the team's inaugural season. "I think she is one of the brightest young coaches in women's basketball. I knew that her high basketball IQ would transfer into coaching from her playing career. She will be a terrific addition to our staff."

"Stephanie is someone who is more than just a coach," said Dunn. "What makes her so very valuable is that she's not only had college and pro coaching experience, but she's a former player. She has been a winner all her life."

The 2006 SEC Coach of the Year while at Kentucky, DeMoss spent 20 years on the sideline beside Pat Summitt.

SEVEN CONSECUTIVE WNBA PLAYOFF APPEARANCES

FEVER COACHING STAFF

After leading Purdue to a national championship in 1999 and being drafted by the Charlotte Sting, White was eventually acquired by the Fever in a draft-day trade in December 1999 to lead her hometown team into its first season of existence. A former Indiana Miss Basketball and a Purdue All-American, White played four pro seasons with the Fever where she was a teammate of current Fever star Tamika Catchings.

She played five pro seasons between 1999-04, capping her career with the Fever for whom she was annually one of the club's top playmakers, 3-point artists and free throw shooters. She still ranks prominently among franchise leaders in games played, minutes, 3-pointers, assists, steals, 3-point percentage and free throw percentage. Her 93 percent free throw shooting in 2003 remains a Fever record.

White's legacy as a prep and college star made her one of the state's most popular figures even before she donned a Fever uniform. Beginning with a prep career at nearby Seeger Memorial High School, White set early standards for basketball excellence while becoming an Indiana icon. She averaged 36.9 points and 13.1 rebounds per game while being named the 1995 national

high school player of the year. She led Seeger to a 92-7 record over four seasons and finished her prep career with an Indiana record 2,869 points.

She took her game to Purdue and averaged double-figure scoring for the Boilermakers in four straight seasons. As a senior she averaged 20.2 points and 4.5 assists per game while earning the 1999 Wade Trophy as the national college player of the year. She led Purdue to its first NCAA title and finished second in school history in points and assists. She has since been inducted into the Purdue Athletics Hall of Fame.

She recently gave birth to her first child, Landon Fletcher White, on Sept. 27, 2011 – the morning of Game 3 of the Eastern Conference Finals.

TODD CHAMPLIN ATHLETIC TRAINER



Todd Champlin is a licensed athletic trainer and board-certified sports physical therapist provided to the Indiana Fever by St.Vincent Sports Performance. A team sports practitioner for nearly 20 years, Champlin begins his first season in the WNBA.

Hockey has been Champlin's focus of attention for the past decade as team athletic trainer for the USHL's Indiana Ice since

2004, and the CHL's Indianapolis Ice from 2000 to 2003. He also has worked several seasons with the Buffalo Bandits, a professional indoor lacrosse team.

In Summer 2011, Champlin was the athletic trainer for Team USA when it won the gold medal at the Five Nations Tournament in Huttwil, Switzerland.

Before arriving in Indianapolis, Champlin owned his own private practice and sports therapy business for ten years in Buffalo, New York.

He received a bachelor of science in physical therapy from Daemen College in Buffalo prior to receiving a master's degree in sports physical therapy from the University of Pittsburgh. He is a member of the National Athletic Trainers Association, the National Strength and Conditioning Association and the American Physical Therapy Association.

Champlin is a native of Buffalo, NY, but now makes his home in Noblesville, Ind. He is married to wife, Victoria. The couple has three children: Andrew, Lindsey, and Lauren; and a granddaughter, Payson.

EMILY NOVITSKY STRENGTH COACH & PERFORMANCE SPECIALIST



Beginning her second season with the Indiana Fever is strength coach Emily Novitsky.

A performance specialist contracted with St.Vincent Sports Performance, Novitsky is responsible for the Fever players' overall strength, conditioning, flexibility and nutrition. She also represents St.Vincent while working with the USA Diving National Team and the Indiana Ice (USHL) who are

both based in Indianapolis.

She has served a variety of youth and professional teams, including the Robert Morris University men's hockey team with whom she worked in 2009-10 prior to arriving in Indianapolis.

Novitsky hails from Pittsburgh, Pa., and played softball at Slippery Rock University. She earned a bachelor's degree from Slippery Rock in 2009 and received a master's degree in human performance from the California University of Pennsylvania, in 2010.

Novitsky is a certified member of the National Strength and Conditioning Association, the National Academy of Sports Medicine and the American Red Cross.

#12 LA'TANGELA ATKINSON



Position: Forward
WNBA Years: 4
Height: 6-1
Weight: 164
Born: March 22, 1984 in Bishopville, S.C.
High School: Lee Central (Bishopville, S.C.)

College: North Carolina '06
Drafted: By Indiana, first round, 2006 WNBA Draft (9th overall)
Acquired: Signed as a free agent, 4/27/12

A former Fever draft pick who has spent time with the Fever, Sacramento Monarchs, Seattle Storm and Washington Mystics, Atkinson was signed by the Fever just prior to opening training camp.

PRO – WNBA

2011: Did not play.

2010: Atkinson was waived in training camp by the Washington Mystics.

2009: Signed by Seattle in September, she appeared in two games and scored five points...she contributed 18 rebounds in just those two games.

2008: Atkinson played five games for Sacramento before being cut in early July...she averaged 2.8 points and 2.8 rebounds before she was waived.

2007: Atkinson appeared in 28 games with 2.1 points and 1.6 rebounds per game for the Monarchs...she had a season high of seven points.

2006: Atkinson averaged 3.0 points and 2.3 rebounds per game during her rookie campaign, while playing in 33 contests and earning her sole starting assignment at Minnesota, 6/2, while replacing an injured Tamika Catchings...her 2.3 rpg average ranked ninth-best among the WNBA's rookies...she started the game at Minnesota, 6/2, and scored a career-high 15 points on 6-8 FG and 3-4 FT...in her only other game with 10+ points, she had 11 points on 5-7 FG and 1-2 FT vs. Sacramento, 7/25.

PLAYOFFS

2009: She did not play in any of three games during the Western Conference Semifinals against L.A.

2007: She was scoreless in two playoff games for Sacramento, against San Antonio in the Western Conference Semifinals.

2006: Atkinson posted an average of 8.5 rebounds during a two-game playoff series with Detroit, including 11 boards in her first WNBA playoff game, 8/17. In Game 1 of the series, she scored four points with 11 boards, in 15 minutes of action...in Game 2, she scored two points with six boards.

PRO – OVERSEAS

2011-12: Atkinson returned to Sweden where she played for Telge Basketball...in 20 games, she averaged 15.5 points and 12.9 rebounds.

2010-11: Atkinson played with the Norrkoping Dolphine in Sweden, averaging 15.8 points and 11.2 rebounds per game...she shot 52.6 percent from the floor.

2009-10: She played briefly with Indias de Mayaguez in Puerto Rico, appearing in nine games and posting averages of 15.1 points and 15.4 rebounds.

2008-09: She averaged 11.3 points and 8.1 rebounds per contest while appearing in 15 games for Utex Row Rybnik in Poland.

2007-08: Atkinson signed with Elitzur Halon in Israel in January, appearing in 11 games. She averaged 19.3 points and 11.5 rebounds per game.

2006-07: Atkinson averaged 17.4 points and 12.5 rebounds with Raanana Hertzliya in Israel...she appeared in 11 games before ending her season with a hamstring injury...she led the Israel league in rebounds until she returned to the U.S. in January.

COLLEGE

The first player in ACC history to record more than 1,000 career points, 1,000 career rebounds and 350 career assists, she did not miss a single game in her North Carolina career, playing in all 134 games and starting 117...she finished her career with 1,012 rebounds, sixth in UNC history...she ranks 10th in program history with 374 career assists and 22nd in scoring with 1,235 career points...she is the only player in school history ranked in the career top 10 in both rebounding and assists.

2005-06: Atkinson led North Carolina to a 33-2 record and a No. 1 ranking for most of her senior season...named to the 2006 ACC All-Defensive Team and the 2006 ACC All-Tournament second team, she was chosen an honorable mention All-America by the Associated Press...she was one of 17 Division I seniors selected to play in the WBCA All-Star Challenge, but did not participate because UNC was competing in the Final Four...she served as one of the three team captains...she was the only player in the ACC to rank in the top 10 in both rebounding (7th) and assists (10th) in conference games...she started every game for the Tar Heels, who tied the best record in history with a 33-2 finish and reached the program's first Final Four since 1994...she averaged 9.1 points, 6.6 rebounds and 3.1 assists per game and ranked second on the team in both assists and rebounding...she had an outstanding game against Connecticut, 12/5, shooting 8-9 FGS for 18 points...she also had eight rebounds, two assists and one turnover in 31 minutes against the Huskies...she was named ACC Player of the Week, 12/12...she had a career-high nine assists on two separate occasions...she tied her career high with 15 rebounds at Duke, 1/29...she finished with a team-high 12 rebounds and 11 points against Maryland, 2/9, for her first double-double of the season...in her final home game, 2/25, against Duke at Carmichael Auditorium, she turned in her second double-double of the season and the 20th of her career with 16 points, 11 rebounds.

2004-05: An honorable mention All-ACC selection, she led the team in rebounding and ranked sixth in the ACC with 7.4 rpg...she averaged 8.3 ppg, and ranked 11th in the league in steals with

Atkinson's 10 offensive boards in the 2006 East Semis against Detroit are tied for second-best in a Fever playoff series.

#12 LA'TANGELA ATKINSON

2.03 per game...she had seven double-doubles, including 12 points and 12 rebounds against Duke in the ACC Championship game...her season high for points was 19 against Wofford.

2003-04: Named to the 2004 All-ACC third team...she finished the season as the ACC's leading rebounder, averaging 8.1 rpg...she ranked third on the team in scoring with 9.9 ppg...she was third on the team and tied for eighth in the ACC in field goal percentage (50.0)...she scored a career-high 22 points on 9-12 shooting in a win at Virginia, 1/29.

2002-03: Selected the 2003 ACC Rookie of the Year, she was named to the 2003 ACC All-Freshman Team...she was also an All-ACC Tournament second team pick...she was named honorable mention All-ACC, and was named third-team Freshman All-America by WomensCollegeHoops.com...the recipient of the Coach's Award, she led Carolina in rebounding (8.3 rpg) and ranked fourth on the team in scoring (9.7 points per game)...she ranked second in the ACC in rebounding...she was named ACC Rookie of the Week six times.

PERSONAL

La'Tangela Chiquita Atkinson is the daughter of Gloria and Jeffrey McCloud...she has a younger brother, Ja'Curas (5) and a younger sister, Ta'Nay (1)...at UNC, she completed a double major in communication studies and Afro-American studies...a prep All-American at Lee Cental High School, she was named South Carolina's Gatorade Player of the Year in her junior and senior years and the state's Miss Basketball as a senior...she led the Stallions with a triple-double (29 points, 14 rebounds, 10 assists) as the team won the 2002 state championship...Lee Central also won the title in 2001, finishing undefeated...Atkinson played in the state championship game four times, the first two with Bishopville High, which merged with another school to become Lee Central after her sophomore year...she was a four-time all-state, all-region and all-conference selection...she also played three years of softball (earning MVP honors as a pitcher and first baseman) and two years of volleyball.

ATKINSON'S STATISTICS

REGULAR SEASON

YR/TEAM	G-GS	MIN	FGM-A	PCT	3FGM-A	PCT	FTM-A	PCT	OR	DR	TR	AVG	AST	PF-DQ	ST	TO	BKS	PTS	AVG
2006 IND	33-1	417	38-87	.437	5-17	.294	18-39	.462	25	51	76	2.3	22	31-0	18	34	5	99	3.0
2007 SAC	28-0	226	22-47	.468	0-2	.000	14-19	.737	13	31	44	1.6	15	15-0	10	33	5	58	2.1
2008 SAC	5-1	73	6-16	.375	0-1	.000	2-4	.500	3	11	14	2.8	8	5-0	5	10	2	14	2.8
2009 SEA	2-1	46	2-8	.250	0-1	.000	1-2	.500	6	12	18	9.0	5	5-0	10	4	1	5	2.5
WNBA (4)	68-3	775	68-158	.430	5-21	.238	35-64	.547	47	104	151	2.2	50	57-0	43	81	13	176	2.6

PLAYOFFS

YR/TEAM	G-GS	MIN	FGM-A	PCT	3FGM-A	PCT	FTM-A	PCT	OR	DR	TR	AVG	AST	PF-DQ	ST	TO	BKS	PTS	AVG
2006 IND	2-0	30	2-9	.222	0-0	.000	2-4	.500	10	7	17	8.5	3	2-0	1	2	2	6	3.0
2007 SAC	2-0	7	0-2	.000	0-0	.000	0-0	.000	0	0	0	0.0	0	0-0	1	1	0	0	0.0
2009 SEA	DID NOT PLAY																		
WNBA (3)	4-0	36	2-11	.182	0-0	.000	2-4	.500	10	7	17	4.3	3	2-0	2	3	2	6	1.5

ATKINSON'S CAREER HIGHS


Regular Season

MIN	32:30, at MIN, 6/2/06
FGM	6, at MIN, 6/2/06
FGA	8, at MIN, 6/2/06
	at HOU, 5/30/06
3-pt FGM	1, five times
	(most recent: vs. CON, 8/9/06)
3-pt FGA	2, five times
	(most recent: vs. CON, 8/9/06)
FTM	5, vs. DET, 6/23/07
FTA	6, two times
	(most recent: vs. CON, 7/12/07)
OR	5, at SA, 9/12/09
DR	7, vs. PHO, 9/10/09
TR	10, at SA, 9/12/09
AST	4, at MIN, 6/2/06
ST	6, at SA, 9/12/09
BKS	1, 13 times
	(most recent: at SA, 9/12/09)
PTS	15, at MIN, 6/2/06

Playoffs

MIN	15:12, vs. DET, 8/17/06
FGM	1, vs. DET, 8/17/06
	at DET, 8/19/06
FGA	6, at DET, 8/19/06
3-pt FGM	0
3-pt FGA	0
FTM	2, vs. DET, 8/17/06
FTA	4, vs. DET, 8/19/06
OR	6, vs. DET, 8/17/06
DR	5, vs. DET, 8/17/06
TR	11, vs. DET, 8/17/06
AST	2, at DET, 8/19/06
ST	1, at SA, 8/25/07
	at DET, 8/19/06
BKS	1, vs. DET, 8/17/06
	1, at DET, 8/19/06
PTS	4, vs. DET, 8/17/06

2012 INDIANA FEVER MEDIA GUIDE
#0 SHANNON BOBBITT



Position: Guard
WNBA Years: 3
Height: 5-2
Weight: 130
Born: Dec. 6, 1985 in New York, N.Y.
High School: Murray Burgtraum (New York, N.Y.)

College: Tennessee '08
Drafted: By Los Angeles, second round, 2008 WNBA Draft (15th overall)
Acquired: Signed as a free agent, 2/14/10

Four-year WNBA point guard Shannon Bobbitt has completed her first season with the Fever after two years with the Los Angeles Sparks.

PRO – WNBA

2011: Bobbitt saw action in 31 games, starting three, and averaged 3.9 points, 1.7 assists, and 14.2 minutes per game...on 7/29, Bobbitt hit a game-winning shot to defeat the Washington Mystics with what was her only basket of the game...she scored in double figures twice including a career-high 16 points, seven assists, and four steals at New York on 9/9... that game was also a season-high for minutes played with 36...her other double-figure scoring game was 13 points at Connecticut on 7/28.

2010: In training camp with the L.A. Sparks, she made one preseason appearance before being waived. She had four assists, two steals, two rebounds and six points in a preseason game against San Antonio, 5/8.

2009: She played in all but one game, starting three of the 33 and averaging 2.2 points, 1.4 assists and 10.7 minutes per game. She scored in double figures once with 10 points on 4-of-6 shooting with a pair of 3-pointers in 17 minutes against the Washington Mystics, 7/11. The game with Washington was one of two in which she made a season-best two 3-pt FG. She was also 2-3 from beyond the arc on her way to eight points against Seattle, 6/26.

2008: As a rookie she played in 26 games for the L.A. Sparks, including 17 as a starter. She averaged better than four points a game (4.1 ppg) and led the team with 3.5 assists per game which ranked 16th best in the WNBA.

PLAYOFFS

2011: Bobbitt appeared in all six of the Fever postseason games, totaling 68 minutes...she averaged 1.2 points and two assists per game.

2009: She made appearances in three of the Sparks' six postseason games, totaling nine scoreless (0-4 FG) minutes with one rebound.

2008: A starter in all six of Los Angeles's playoff games, she averaged 4.5 points and 3.0 assists in 21.2 minutes per game.

PRO – OVERSEAS

2011-12: Bobbitt played for Antakya in the Turkish League where she averaged 10.6 points, 3.6 rebounds and 4.0 assists per game...she posted a season-high 19 points in a win over Kayseri...she had 13 points and 10 assists in a loss to Mersin.

2010-11: Beginning the season with Raanana Hertzilya in Israel, she averaged 14.4 points, 5.2 rebounds, 4.0 assists and 2.8 steals in five games. She scored 10+ points in four of those

games, including a high of 22, 11/1. She moved on to play 14 games for Elitzur Maclaren Holon, averaging 16.9 points, 3.9 rebounds, 1.3 steals and 4.9 assists, which ranked third in the league. She scored 20+ points in each of her first three games for Elitzur Holon, averaging 23.7 points in those three contests. She contributed a season-high 26 points in a loss to Ramat Hen, 12/13.

2009-10: She began the season with Maccabi Ramat Hen, where in 11 games she averaged 11.8 points, 3.2 rebounds, 3.5 assists and 2.4 steals. Released in December, she signed with CCC Polkowice in Poland's PLKK. In the Polish League, she averaged 10.5 points, 3.6 assists, 1.3 steals and 2.3 rebounds in 12 games.

2008-09: Playing overseas for the first time as a pro, she averaged 13.2 points, 6.1 assists and 1.85 steals in 20 games for Bolasspor in Adana, Turkey.

COLLEGE

After two seasons at Trinity Valley Community College, Bobbitt transferred to the University of Tennessee where she helped the Vols to back-to-back national championships.

2007-08: As a senior, she was second on the team in both scoring (9.9 ppg) and assists (3.3 apg). She scored 20+ points three times as a senior, including a career-best 27 points vs. Oklahoma, 11/15. She led the Lady Vols with her 20 points at South Carolina, 1/13, and then tallied 22 points vs. Florida. Her 78 3-pt field goals not only topped the Lady Vols for the season, but were the third most in a single season by a Tennessee player. She dealt 10+ assists once, handing out a career-best 13 vs. Gonzaga, 12/16. She averaged 1.66 steals per game and had at least one theft 20 times in 38 games.

2006-07: She was named to the NCAA Final Four All-Tournament team after averaging 9.5 points and 3.5 steals in the final two games of the season. She was also named to the Dayton Regional All-Tournament team after pouring in 14 points on perfect shooting from beyond the arc (3-3) against Ole Miss and scoring in double figures (11) for the third straight game against Marist in the Sweet 16. She drilled six 3-pt FG at Alabama to tie for the second most in a game in program history.

JUNIOR COLLEGE

In 2006 as a freshman, she led the Trinity Valley Cardinals to the NJCAA National Tournament and the 2006 Region XIV Championship with a 30-2 record overall and 18-0 mark in conference play. For her efforts, she was named the 2006 Women's Basketball Coaches Association (WBCA) Junior/Community College Player of the Year, and she also earned Kodak All-America honors. During her sophomore season, she handed out 211 assists to rank third in the nation (7.53 apg)

Bobbitt teamed with Candace Parker in winning two NCAA titles at Tennessee, then played with her again in Los Angeles.

#0 SHANNON BOBBITT

and broke the 22-year old school record at Trinity Valley for her career in that category. While averaging 16.4 ppg, she ranked 27th in the nation in free throw percentage, knocking down 82.5 percent of her attempts (85-103). She ranked 28th in the nation with 91 steals (3.25).

PERSONAL

A native of Manhattan, she attended Murry Bergtraum High School in New York, where she helped to lead her team to two straight PSAL and State Federation titles. She averaged 13 points and eight assists per game as a prepster. She also starred at St. Raymond's before transferring to MBHS. As a sophomore at St. Raymond's, she was ranked as the second-best player in the city behind former Tennessee teammate Nicky Anosike, who attended St. Peter's. As a junior, she was a member of the Murry Bergtraum Lady Blazer squad that finished 30-0 and lay claim as the national high school champions. During her senior season, MBHS was 29-

1 and finished third in the nation. She was named second-team all-state as a junior and first-team all-state as a senior. She was named to the NIKE Top 100 list, an adidas All-American and a finalist for the 2004 McDonald's All-America team. Shannon received her associate degree and graduated from Trinity Valley in June 2006, and majored in psychology at Tennessee. She has aspirations of some day becoming a nurse. While at Tennessee, her long range basketball goal was to become the Most Valuable Player in the WNBA. She has never patterned her game after any one player, but takes bits and pieces from a number of players to form her own style. She lives by the motto, "play as if God is my only audience." She enjoys shopping and she lists hearing the crowd cheer "when I do a dribble move and score" as her biggest thrill in sports. Her seven siblings include: Anthony Jr., Tyrone, Stevie, Eugene, Shareese, Christopher and the late Jennifer. Her full name is Shannon Denise Bobbitt.

BOBBITT'S STATISTICS**REGULAR SEASON**

YR/TEAM	G-GS	MIN	FGM-A	PCT	3FGM-A	PCT	FTM-A	PCT	OR	DR	TR	AVG	AST	PF-DQ	ST	TO	BKS	PTS	AVG
2008 LA	26-17	552	35-127	.276	20-71	.282	16-22	.727	16	48	64	2.5	90	40-0	25	63	1	106	4.1
2009 LA	33-3	353	26-85	.306	8-37	.216	11-13	.846	11	22	33	1.0	46	34-0	15	28	1	71	2.2
2011 IND	31-3	439	41-115	.357	17-44	.386	23-30	.767	12	29	41	1.3	54	33-0	30	37	0	122	3.9
WNBA (3)	90-23	1345	102-327	.312	45-152	.296	50-65	.769	39	99	138	1.5	190	107-0	70	128	2	299	3.3

PLAYOFFS

YR/TEAM	G-GS	MIN	FGM-A	PCT	3FGM-A	PCT	FTM-A	PCT	OR	DR	TR	AVG	AST	PF-DQ	ST	TO	BKS	PTS	AVG
2008 LA	6-6	127	10-40	.250	6-19	.316	1-4	.250	3	6	9	1.5	18	19-0	5	8	0	27	4.5
2009 LA	3-0	11	0-4	.000	0-2	.000	0-0	.000	0	1	1	0.3	0	3-0	0	1	0	0	0.0
2011 IND	6-0	69	3-16	.188	0-5	.000	1-2	.500	0	4	4	0.7	12	8-0	3	6	1	7	1.2
WNBA (3)	15-6	207	13-60	.217	6-26	.231	2-6	.333	3	11	14	0.9	30	30-0	8	15	1	34	2.3


BOBBITT'S CAREER HIGHS**Regular Season**

MIN:..... 44, at MIN, 7/27/08
 FGM:..... 6, at NY, 9/9/11
 FGA:..... 12, at SA, 8/16/11
vs. PHO, 7/6/08
vs. SA, 7/14/08
 3-pt FGM:..... 4, at NY, 9/9/11
 3-pt FGA:..... 8, vs. PHO, 7/6/08
 FTM:..... 5, at PHO, OT, 6/19/11
 FTA:..... 6, at PHO, OT, 6/19/11
vs. SA, 8/30/08
 OR:..... 3, vs. MIN, 7/3/08
vs. SA, 7/14/08
 DR:..... 5, at WAS, 7/11/09
 TR:..... 6, at SA, 8/16/11
vs. MIN, 7/3/08
at DET, 7/22/08
 AST:..... 10, at MIN, 7/27/08
at HOU, 9/6/08
 ST:..... 5, at CON, 7/28/11
 BKS:..... 1, vs. CHI, 6/18/08
at NY, 7/9/09
 PTS:..... 16, at NY, 9/9/11

Playoffs

MIN:..... 26, at SA, 9/27/08
 FGM:..... 3, at SEA, 9/23/08
 FGA:..... 12, at SA, 9/27/08
 3-pt FGM:..... 2, at SA, 9/27/08
 3-pt FGA:..... 6, at SA, 9/27/08
 FTM:..... 1, vs. NY, 9/19/11
at SEA, 9/23/08
 FTA:..... 4, at SEA, 9/23/08
 OR:..... 2, at SEA, 9/23/08
 DR:..... 3, vs. SEA, 9/19/08
 TR:..... 3, vs. SEA, 9/19/08
at SEA, 9/23/08
 AST:..... 5, vs. SA, 9/25/08
 ST:..... 2, at ATL, 9/25/11
at SEA, 9/23/08
at SA, 9/27/08
 BKS:..... 1 vs. ATL, 9/27/11
 PTS:..... 8, at SEA, 9/23/08

2012 INDIANA FEVER MEDIA GUIDE
#24 TAMIKA CATCHINGS



Position: Forward
WNBA Years: 11
Height: 6-1
Weight: 167
Born: July 21, 1979 in Stratford, New Jersey
High School: Duncanville (Duncanville, Texas)
College: Tennessee '01
Drafted: By Indiana, first round, 2001 WNBA Draft (3rd overall)

Indiana's "do-everything" forward returns for her 12th season in the WNBA after capturing her first MVP honor in 2011...Catchings led the Fever in points per game, rebounds, assists and steals in each of her first six active pro seasons and again in 2010 and 2011 – no other WNBA player has led her team in as many categories in even one of those seasons...she has been named the WNBA's Defensive Player of the Year an unprecedented four times – in 2005, 2006, 2009 and 2010 ...second in WNBA MVP balloting in 2002, 2009 and 2010, she has finished among the top three in balloting for the WNBA MVP Award in six of her 10 active pro seasons...she has finished among the top five in MVP balloting in 9 of 10 active seasons, asserting herself as one of the world's premier players...she has scored in 312 of 313 games played in her pro career...she is a seven-time WNBA All-Star and nine-time All-WNBA recipient...she has earned WNBA Player of the Week honors 14 times, third in WNBA history.

She has averaged 16.5 points, 7.6 rebounds, 3.7 assists and 2.5 steals per game during her career...she became the WNBA's all-time leader in steals during the 2011 season and she enters the 2012 campaign needing just 45 free throws to become the league's all-time leader in free throws made...she is the only player in WNBA history to rank among Top 25 all-time leaders in points (5,176, 6th), rebounds (2,367, 6th), assists (1,147, 9th), steals (775, 1st) and blocks (278, 14th)...she also ranks among WNBA career leaders in free throws made (1,433, 2nd) and 3-point field goals made (453, 8th)...she averages more steals per game (2.48) than any player in WNBA history with more than two seasons...Catchings owns four of the top five single-season steals figures in league history and in 2009 finished just one shy of Teresa Weatherspoon's league record of 100 in a season (94 in 2006; 94 in 2002; 90 in 2005; 99 in 2009)...a member of the WNBA's 10th Anniversary All-Decade Team, awarded in 2006, she is the only player in WNBA history to ever rank in the league's top 10 in scoring, rebounding, assists, steals and blocked shots in the same season...Catchings, though, has done it twice – in 2002 and 2006...she has posted double-doubles in nearly one-fourth of her professional games (72-of-313).

Catchings is a two-time Olympic gold medalist for the United States, medaling at the 2004 Olympics in Athens, Greece, and again in 2008 in Beijing, China...she also helped the United States to a goal medal in the 2010 World Championships in Czech Republic. She will represent the U.S. at the 2012 Olympic Games in London, England.

Off the court, Catchings is one of the country's most highly-regarded citizen-athletes...within the past year alone, she was a spokesperson for Indy's Super Cure, a community initiative of the 2012 Indianapolis Super Bowl Host Committee to aid in research and donation of healthy breast tissue; she was named an NBA/WNBA ambassador for its Drizzle to Stop Diabetes Campaign; she was named to serve on the board of trustees of the Women's Sports Foundation; and appeared with First Lady Michelle Obama in Des Moines, Iowa, as part of Obama's "Let's Move Tour," geared toward solving the problem of childhood obesity.

In 2011, she was voted a Top 5 Finalist for the United Nations NGO Positive Peace Award and one of ten "Dream Team for Public Service"

finalists for the Jefferson Award for outstanding service by an athlete...she was invited to President George W. Bush's State of the Union Address in 2004 and was named a finalist for the 2006 Wooden Citizenship Cup, presented annually to the nation's top professional athlete who exhibits outstanding community service...she was the 2008 female recipient of the Rotary Club of Tulsa Henry P. Iba Citizen-Athlete Award...she was the first recipient of the WNBA's Dawn Staley Leadership Award, presented in 2008 to the player who best exemplifies the characteristics of a leader in the community and reflects Staley's leadership, spirit, charitable efforts and love for the game...Catchings is the current president of the WNBA Players Association.

PRO - WNBA

2011: The WNBA's Most Valuable Player started in 33 games before missing the final game of the regular season...she averaged 15.5 points, 7.1 rebounds, and 3.5 assists per game...her seventh point vs. the Liberty, 8/13, was the 5,000 of her career, becoming the sixth in league history to reach that mark...she matched a career-high with 32 points and was 17-of-19 from the foul line in that game...she set Fever records for free throws made and attempted the same night...she became the first player in WNBA history to score 5,000 points, have 2,000 rebounds, and dish 1,000 assists...she recorded a season-high 15 rebounds at Connecticut 6/17...she ranked fourth in the WNBA in steals and became the league's all-time leader on 7/9 vs. Washington, passing Ticha Penicheiro...she had a season-high six thefts in that game, including a WNBA-record tying five in the fourth period...she posted four double-doubles in 33 games...in addition to being named WNBA MVP, she was named to the All-WNBA First Team and the WNBA All-Defensive Team...she had a string of 114 consecutive starts snapped by a bruised knee, three starts away from the franchise record.

2010: The WNBA's MVP runner-up for a second straight season, Catchings posted perhaps the finest year of her career...an 18.2-point scoring average was her best since 2003 and her 48.4 percent shooting clip easily the best of her career...she shot a career-high 44.8 percent from the 3-point stripe and led the WNBA in steals (77) for the fourth time...she recorded a season-high 30 points during a 95-93 win over eventual East champion Atlanta, 8/6...she posted eight double-doubles in 34 games and twice was named the Eastern Conference Player of the Week...in addition to being named to the All-WNBA First Team and WNBA All-Defensive Team, she received the league's Kim Perrot Sportsmanship Award...Catchings represented the USA in the Stars at the Sun midseason classic featuring stars of the WNBA against the USA Basketball National Team, preparing for the World Championships.

2009: The WNBA's MVP runner-up started in all 34 games...she averaged 15.1 points, 7.2 rebounds, 3.1 assists and 2.9 steals per game...Catchings won her third WNBA Defensive Player of the Year award and was only one steal from tying the WNBA record for most steals in a season (100)...she was also named to the All-WNBA First Team and the WNBA All-Defensive Team...along with teammate Katie Douglas, Catchings was an All-Star starter...Catchings was named

On top of all of Catchings' myriad of other awards, she was honored with the WNBA's Kim Perrot Sportsmanship Award in 2010.

#24 TAMIKA CATCHINGS

Eastern Conference Player of the Week for the week ending on 6/28...she led the team in rebounds, steals and assists, and was second on team in scoring...Catchings shot a career-high .873 from the free-throw line...she ranked first in the WNBA in free throws made...she was sixth in the WNBA with seven double-doubles...Catchings had six steals in a game five different times.

2008: In an abbreviated season due to injury and rehabilitation, Catchings started 17 games in 25 appearances...she averaged 13.3 points and 6.3 rebounds per game...she scored in double-digits in 17 of 25 appearances, and scored 20 points or more in five out of six games during the final stretch of the regular season...she posted identical double-doubles (20 points, 10 rebounds) in back-to-back games at Detroit, 9/5, and Atlanta, 9/8, to open the month of September...despite a shortened season, she still was named to the WNBA All-Defensive Team for the fourth straight season...her 1.96 steals per game was fifth in the league...Catchings shot a career-best 43.2 percent from behind the arc in 2008, second-best on the team and fourth in the WNBA.

2007: Catchings averaged 16.6 points, 9.0 rebounds, 4.7 assists and 3.1 steals per game while starting in all 21 of her appearances...she was having perhaps the best season of her career, including career-high averages in rebounds and assists before she injured her left foot (partially torn plantar fascia) vs. Detroit, 7/20...she missed the final 13 games of the regular season...the Fever was 5-8 in her absence...she was named All-WNBA second team and was a first-team selection to the WNBA All-Defensive team for the third straight season...she posted a season-high 26 points to go with 14 rebounds in a win at Detroit, 6/16...she had a season-high 15 rebounds one night earlier against Phoenix, 6/15...she had 22 points, 13 rebounds and six assists to go with two steals in 37 minutes vs. Chicago, 7/18...the game vs. the Sky represented her seventh double-double of the season and the 50th of her career...despite missing 13 games, she led the WNBA in steals for a third consecutive season.

2006: Catchings averaged 16.3 ppg and 7.5 rpg, to go with a league-leading 2.94 spg to earn her second consecutive Defensive Player of the Year Award...she earned First Team All-WNBA honors, and was named at midseason to the WNBA's 10th Anniversary All-Decade Team...she was the leading vote-getter for the WNBA All-Star Game, but was unable to play due to a heel injury...she scored a season-high 30 points, snared nine rebounds with three assists and three steals in an overtime win at New York, 6/13...in the same game, she broke a 78-78 tie on a jump shot with just one tenth of a second left in overtime...Catchings was named the WNBA Player of the Week for the ninth time in her career, as she was honored for the week ending 7/30...she scored 20+ points nine times and scored in double figures in all but four games, including each of the last 17...her 165 FT and 204 FTA both were second in the WNBA...she topped the league in steals with 94, which tied her own mark for the second-highest figure in WNBA history...she helped the Fever to a total of 355 steals, the highest figure by a team in WNBA history...she missed two games early in the season (at Houston, 5/31, and at Minnesota, 6/2) due to a sprained right arch - they were the first games she had missed in her WNBA career.

2005: Catchings started all 34 games and led the Fever to the Eastern Conference Finals, averaging 14.7 ppg, 7.8 rpg, 4.2 apg and 2.6 spg...she was named the WNBA's Defensive Player of the Year and a member of the WNBA All-Defensive First Team...she led the league with 90 steals while no other player in the WNBA had more than 67 thefts...she finished with a club record 143 assists in 2005...she had a season-best eight steals against Connecticut, 7/13...it was the most steals by any player in the WNBA in 2005...she tied a Fever record with three consecutive double-doubles, 7/26-7/31, and fell one rebound short of her fourth in a row vs. Seattle, 8/4...she led the WNBA with 193 free throws attempted and ranked second in the league with 152 free throws made...she set team single-game records for free throws made and attempted, shooting 15-17 vs. Phoenix, 5/24...she scored 20+ points a team-high 10 times, including a season-best 28 points vs. Phoenix, 5/24...she was named the WNBA Player of the Week three times, being so honored for the weeks ending 6/19, 7/17 and 8/21...she led the Fever in points, rebounds and assists in the same game 10 times...she set a franchise record with 10 offensive rebounds vs. Charlotte, 8/20...that was the most offensive rebounds by any player in

the WNBA in 2005 and was two short of the league record.

2004: Highlighted by her gold medal appearance in the Olympics in August, Catchings appeared in all 34 games for the Fever and started in 33, missing a start only against San Antonio, 9/10, after sustaining a toe injury in practice...the missed start snapped a string of 96 consecutive starts dating to the opening game of 2002...she was named second team All-WNBA after leading the Fever in points (16.7), rebounds (7.3), assists (3.4), steals (2.0) and blocks (1.1)...she finished fifth in the WNBA in scoring, fourth in rebounds and fourth in steals per game...she recorded five double-doubles and scored in double figures in all but three games...she saved her best game for the season finale at Connecticut, 9/19, by scoring 30 points with nine rebounds, four assists and four steals...she shot 10-12 at the free throw line, and tallied 21 points in the second half...she was twice named the WNBA's Player of the Week for the weeks ending 6/7 and 6/21.

2003: For the second straight season, Catchings was the runner-up in balloting for the league's MVP and Defensive Player of the Year Awards...she was named First Team All-WNBA and was the leading scorer (17 points) in the WNBA All-Star Game, 7/14...she started and scored in all 34 games averaging 19.7 ppg, including an average of 22.0 ppg during July and 20.0 ppg during August...she twice matched her own franchise record by scoring 20+ points in four consecutive games...she had 10 games with double-figure points and rebounds...she matched a career scoring high with 32 points, and added a game-high 14 rebounds, in the Fever's first-ever win at Madison Square Garden, 8/22...she had 25 points and a career-high 16 rebounds in a double-overtime win at Connecticut, 6/26...she outdueled Chamique Holdscaw and led the Fever to a pair of dramatic road wins at Washington, just five days apart in July...after scoring 29 points on 7/24, she added 30 points during a 92-91 overtime game, 7/29...Catchings' spinning baseline floater off the glass as time expired overshadowed Holdscaw's apparent game-winning basket just seconds earlier, 7/29...she led the WNBA with 35.6 mpg...she finished second in the WNBA in steals and third in scoring.

2002: The WNBA Rookie of the Year, she was runner-up in voting for the league's MVP and Defensive Player of the Year Awards...she became the first Fever player ever to be named to the All-WNBA First Team...she ranked in the WNBA's top 10 in points, rebounds, assists, steals and blocks...in addition to being the only player in the WNBA to lead her team in points, rebounds and assists, she led the Fever in steals, blocked shots, minutes played and 3-pt FG...she led the team in scoring 21 times, rebounding 23 times and in assists 16 times...she led the WNBA in steals (2.94 spg)...she tied a WNBA record with nine steals against Minnesota, 7/26...she was the first Fever player to score 30+ points, scoring a team-record and career-high 32 points vs. New York, 6/8...she matched that total against Orlando, 8/7...she grabbed a season-high 15 rebounds against Charlotte, 8/3...she ranked second in the league in 3-pt FG with 76...her 193 attempts from long range led the league...she set a WNBA record by hitting all six of her 3-pt FG at Orlando, 7/3...those six 3-pt FG set a franchise record and tied the most by any player in the WNBA in 2002...she logged just 11 minutes after being elbowed in the nose by Miami's Ruth Riley, 7/12...that elbow resulted in a broken nose, but she did not miss any games and was one of two Fever players to start all 32 games...the first Fever player to start a WNBA All-Star Game, she scored a team-high 12 points with nine rebounds, one assist, one steal and four blocked shots...those blocked shots tied the All-Star Game record.

2001: She did not play due to a torn anterior cruciate ligament in her right knee suffered during her senior season at Tennessee...she tore cartilage (medial meniscus) in her right knee during the Fever's practice in Houston, 7/5, and underwent surgery, 7/9.

PLAYOFFS

Catchings owns career playoff averages of 16.3 points, 8.3 rebounds, 3.7 assists and 2.3 steals per game...she averages a double-double in nearly 50 percent of all playoff games...in 37 career playoff games, she has posted 18 double-doubles including 7 in 19 games the past three seasons...she has appeared in every playoff game in Fever history and ranks among WNBA all-time playoff leaders in free throws made (3rd, 191), free throw attempts (3rd, 215), offensive rebounds (T-

#24 TAMIKA CATCHINGS

6th, 90), defensive rebounds (3rd, 260), total rebounds (4th, 350), assists (T-9th, 137), steals (1st, 85) and points (7th, 602).

2011: Catchings started in five of the six Fever postseason games, averaging 10 points and 8.3 rebounds per game...in 35 minutes, Catchings scored 17 points in a Game 3 win over New York, 9/19, in the East Semis...she was injured in Game 2 of the Eastern Conference Finals limiting her to only six points in a decisive Game 3 vs. Atlanta...Catchings scored 60 points in the postseason, moving her into seventh place on the WNBA's all-time postseason scoring list.

2010: Catchings averaged 18.7 points and 8.7 rebounds in a three-game series against New York...she led the club with 18 points and six assists in a Game 1 loss at N.Y., 8/26...she led the Fever with 17 points and 13 rebounds in a Game 2 win at Bankers Life Fieldhouse...she scored 21 points in a decisive Game 3 defeat.

2009: Catchings started in all 10 games, averaging 17.2 points, 10.4 rebounds, 5.4 assists, 3.3 steals and 1.4 blocks per game...among WNBA playoffs leaders, she ranked first in assists and steals per game, second in rebounds per game and fifth in blocks per game...Catchings had a WNBA leading five double-doubles in the postseason...in two games in the Eastern Conference Semifinals, Catchings averaged 25 points per game...in her first WNBA Finals appearance, Catchings averaged 16.2 points in five games with an eye-popping 9.6 rebounds, 6.6 assists, 3.2 steals and 1.6 blocks per game...Catchings had one of her best games of the postseason against Washington, 9/19, in Game 2 of the Eastern Conference Semifinals, registering 24 points, 16 rebounds, five assists, four steals and a playoff career-high four blocks...in Game 2 of Eastern Conference Finals against Detroit, 9/25, she had a playoff career-high six steals...she fell one rebound short of a triple-double in Game 2 of the WNBA Finals at Phoenix, 10/1, finishing with 19 points, a playoff career-high 11 assists, nine rebounds and two steals...Catchings was first on the team in scoring, rebounding, assists, steals and blocks during the postseason.

2008: In three games of the conference semifinals against Detroit, Catchings averaged 20.3 points, 7.7 rebounds, 6.0 assists and a steal per game. She posted 27 points in an overtime road win in Game 2.

2007: Playing for the first time since a mid-season injury, Catchings posted four consecutive double-doubles to lead the Fever into the Eastern Conference Finals...in Game 1, she played 46 minutes while scoring 14 points with 20 rebounds and seven assists in a triple-overtime loss at Connecticut, 8/23...it was the second-best rebounding figure in WNBA Playoffs history...she followed with 15 points, 13 rebounds and six assists in Game 2, 8/25, and 30 points and 13 boards in a decisive Game 3 overtime victory, 8/27...bringing the Fever back from a WNBA Playoffs-record 22-point deficit, she made 16 of 17 free throw attempts in Game 3, for the second-most free throws made in playoff history...in Game 1 of the Eastern Finals, she posted 22 points and 11 boards in a win over Detroit, 8/31...near halftime of Game 3, she crumpled to the floor with a right Achilles tear.

2006: She averaged 14.0 ppg and 6.0 rpg in a two-game series against Detroit, despite spending most of the second half of Game 2, 8/19, in the training room with a concussion.

2005: Catchings paced the Fever with 17.3 ppg and 9.3 rpg...she had a season playoff-high 21 points and played 44 out of 45 minutes in an overtime loss at Connecticut which closed the series...her 3-pt FG with 18.6 seconds left in regulation, sent the game into overtime.

2002: In three games against New York, she averaged 20.3 ppg, 10.7 rpg and 2.3 apg...in the series opener, she shot 11-of-19 overall with four 3-pointers for three points...she collected 11 rebounds and handed out four assists with three steals...she scored 20 points and grabbed a postseason-high 14 rebounds in Game 2 at New York, 8/18.

PRO - OVERSEAS

2010-11: Catchings averaged 13.0 points and 6.7 rebounds while playing 11 games for Galatasaray and helping the club to the Turkish Finals against four-time champion Fenerbahce.

2009-10: Catchings played for Galatasaray in the Turkish League alongside Fever teammate Katie Douglas.

2008-09: Catchings led her team in Poland (Lotos Gdynia) to the Polish League title by averaging 14.7 ppg (fifth in PLKK)...she was named PLKK Player of the Year by Eurobasket.com.

2006-07: Catchings played for Woori Bank Hansae of the WKBL (Korea) and finished her season with a scoring average of 28.1 ppg.

2005-06: Catchings split her time between Russia and Korea...she competed for Spartak Moscow in November and December...in January, she resumed her position with Woori Bank Hansae of the Women's Korean Basketball League...she returned to Spartak Moscow in late March during the club's participation in the EuroCup playoffs.

2003: A week after ending her WNBA regular season, Catchings returned to Korea to help Woori Bank Hansae to a summer title in the WKBL...she scored 23 points with 25 rebounds and eight assists in the final game as Woori Bank won the championship series, 3-1.

2002-03: Following her rookie season in the WNBA and her participation with Team USA in the FIBA World Basketball Championship for Women, Catchings led the Woori Bank Hansae to a 14-6 record and the regular-season title in the WKBL...in Korea, she averaged 24.3 ppg, 9.9 rpg and 3.5 spg...she was named the All-Star Game MVP and led the league in points and steals.

INTERNATIONAL

2012: Catchings has been named to represent the United States in the 2012 Olympics in London...she will pursue her third Olympic gold medal.

2010: Catchings helped the U.S. to a gold medal in the FIBA World Championships, conducted in Czech Republic...averaging 19.3 minutes per game, Catchings averaged 8.8 points and 2.8 rebounds in the tournament.

2008: In her second Olympics with Team USA, Catchings appeared in all eight games of the Olympic Tournament and claimed her second Olympic gold medal...Catchings led the U.S. with 14 steals in the tournament, while averaging 6.8 points and 4.4 rebounds per game...she shot 72.4 percent from the floor to lead the U.S.

2006-07: Catchings led the U.S. in points (12.8), rebounds (9.0) and steals (3.8) during the Senior Women's National Team's 2007-08 training camp four-game tour in Italy...she was second on the team with 1.5 apg.

2006: Catchings was a starter for the United States while earning a bronze medal at the 2006 FIBA World Championship for Women conducted in Sao Paulo, Brazil...the team finished 8-1 in the tournament, falling to Russia in a semifinal game and downing Brazil for the bronze medal...Catchings finished the tournament averaging 7.0 ppg and 6.9 rpg...her 18 steals led the U.S.

2004: Catchings won her first Olympic gold medal while starting every game for the United States in Athens, Greece...sixth on the team in scoring (6.9 ppg), Catchings was solid in multiple categories for the U.S. - first in minutes (24.8), steals (2.8) and free throw percentage (.833) and third in rebounds (5.4)...Catchings posted 11 points and a game-high five steals in a semifinal win over Russia, 8/27...she had one point, five boards, a block and two steals in the gold medal-win over Australia, 8/28...she finished with an Olympic-high 14 points against Spain, 8/20.

2002: Following the 2002 WNBA season, she helped lead the U.S. National Team to a gold medal in the FIBA World Championship for Women held in China...in the World Championship, she averaged 10.0 ppg and was second on the squad with 5.7 rpg...she was the team's top outside threat, nailing a team-high 13 3-pt FG in nine games, shooting 48 percent beyond the arc.

COLLEGE

2000-01: She led her team in scoring (15.1 ppg) and rebounding (8.6 rpg) before suffering a season-ending torn right ACL (17th game of the season)...she led Tennessee to a 16-1 record and a No. 2 national ranking before the injury...she was a Kodak All-America recipient for the fourth consecutive season, then one of only four women ever to be named four times...she finished her college career ranked third in the school's history in points (2,113) and rebounds (1,004) and second in steals (311) and blocked shots (140)...she posted 33 career double-doubles...she graduated with honors a semester ahead of her class with a bachelor's degree in sport management, 12/00...a 2001 Academic All-SEC honoree, she earned a perfect 4.0 GPA during her final undergraduate semester.

With a double-double in nearly half of 37 career playoff games, Catchings has appeared in every playoff game in Fever history.

#24 TAMIKA CATCHINGS

1999-00: She was a consensus All-American and received numerous honors following her junior season, including the Naismith National Player of the Year Award while guiding the Lady Vols to the NCAA Championship game for the second time in her four college seasons...she received an ESPY Award as the 2000 College Player of the Year...she scored double figures 32 times and grabbed double-digit rebounds 11 times while recording nine double-doubles...she led her team in scoring (15.7), rebounding (7.9) and steals (2.5).

1998-99: She was named to the Kodak All-America Team for the second time...she also was named to The Associated Press All-America Team, as well as Sports Illustrated, The Sporting News and Women's Basketball Journal All-America Teams...she was a member of the SEC's All-Academic Team...starting all 34 games, she scored double-figure 29 times and recorded eight double-doubles...she was second on the team in scoring (16.6), rebounding (7.3) and assists (9.5)...she led the team in steals (8.8)...she scored a career-high 38 points in 27 minutes against Florida in the SEC Tournament, just two points shy of the SEC Tournament record.

1997-98: She joined Holdsclaw as the second member of the Lady Vols to be honored as a Kodak All-American as a freshman...she celebrated her first SEC title with spots on the All-Tournament, All-SEC and All-Freshman Teams...she was selected as Freshman of the Year by the U.S. Basketball Writers Association, The Sporting News and the SEC coaches...she was named to the All-Final Four Team, as her team won the national championship...she scored double figures 36 times, grabbed double-digit rebounds nine times and recorded nine double-doubles...she scored a school freshman record 711 points and tallied a Tennessee freshman record 35 points against DePaul.

PERSONAL

Her nicknames are Mik, Mika or Catch...she earned a master's degree in sports studies at the University of Tennessee, completing commencement exercises, 5/6/05...she attended Duncanville High School in Duncanville, Texas...she considers her family as the only role models she'll ever need...while in the seventh grade, she decided to pursue a career in basketball...she is an avid poetry writer and lists her favorite author as E. Lynn Harris...she wears No. 24 because her father, Harvey, who played in the NBA, wore 42, her brother wore 21, which is half of 42 and her sister Tauja (who played at the University of Illinois) wore 12, which is opposite of 21 and half of 24...Tauja was a standout college player at Illinois and was drafted in the Third round (#37 overall) by the Phoenix Mercury in the 2000 WNBA Draft...if she could play against any NBA player it would be Alonzo Mourning, because "I have always admired him. He has definitely shown the heart and

determination of a true champion"...within the past year, she was voted a Top 5 Finalist for the United Nations NGO Positive Peace Award and one of ten "Dream Team for Public Service" finalists for the Jefferson Award for outstanding service by an athlete...she earned honorable recognition in January 2004 when President George W. Bush extended a personal invitation to the State of the Union Address at the U.S. Capitol, where she spent the evening with Laura Bush and other honored guests...she joined the Philadelphia Eagles' Donovan McNabb and the Atlanta Braves' John Smoltz as finalists for the 2006 Wooden Citizenship Cup which is presented annually to college and professional athletes for exhibiting outstanding community service...in October 2007, she was honored alongside former Indianapolis Colts Head Coach Tony Dungy as a recipient of the Major Taylor Award, which annually recognizes top African-American coaches, athletes and administrators for outstanding community service...she was the 2008 female recipient of the Rotary Club of Tulsa Henry P. Iba Citizen-Athlete Award...she was the 2009 recipient of the Rev. Charles Williams Award, presented annually to recognize individuals who have distinguished themselves through direct service to youth in the Indianapolis community...born with a hearing disability, she wore a hearing aid as a young girl...in 2000, she was honored with the Reynolds Society Achievement Award by the world-famous Massachusetts Eye and Ear Infirmary in Boston...that annual award is given to an individual who has overcome hearing, vision or voice loss and who has distinguished themselves and provided inspiration to others...Catchings launched the Catch The Stars Foundation, Inc. in 12/04 to assist disadvantaged youth in helping to achieve their dreams...a public reception was held to unveil the foundation at the NCAA Hall of Champions, 3/11/05...in February 2011, the Foundation announced a partnership with the University of Tennessee School of Education, Health and Human Services to assist at-risk high school students in Knoxville, Tenn. ... she conducts fitness clinics and basketball camps at numerous locations nationally...fitness clinics are conducted in November each year, with canned food items being the only cost of admission...those canned food items are annually donated to Gleaners Food Bank of Indiana, prior to Thanksgiving...Catchings has also been an annual participant and sponsor of the Indiana Pacers' annual Thanksgiving dinner to feed the area's less fortunate...current programs for her foundation include a college scholarship program for Indianapolis high school scholar-athletes; the Catch the Stars Youth Holiday Basketball Camp; Catch on to Fitness Clinics; Catchings Corner (donated Fever game tickets) and S.T.A.R.S. (Sisters Teaching and Reaching Sisters)...for more information on the foundation, contact catchthestars24@aol.com or visit the Web site www.catchin24.com.



The Catch The Stars Foundation began a collaborative partnership with the University of Tennessee in February 2011.

2012 INDIANA FEVER MEDIA GUIDE
#24 TAMIKA CATCHINGS

CATCHINGS' STATISTICS
REGULAR SEASON

YR/TEAM	G-GS	MIN	FGM-A	PCT	3FGM-A	PCT	FTM-A	PCT	OR	DR	TR	AVG	AST	PF-DQ	ST	TO	BKS	PTS	AVG
2001 IND	did not play, injured list																		
2002 IND	32-32	1167	184-439	.419	76-193	.394	150-184	.815	92	184	276	8.6	118	105-2	94	82	43	594	18.6
2003 IND	34-34	1210	221-512	.432	74-191	.387	155-183	.847	82	190	272	8.0	114	122-2	72	102	35	671	19.7
2004 IND	34-33	1149	180-468	.385	56-167	.335	152-178	.854	79	170	249	7.3	115	90-2	67	77	38	568	16.7
2005 IND	34-34	1174	157-410	.383	35-123	.285	152-193	.788	69	195	264	7.8	143	96-1	90	91	16	501	14.7
2006 IND	32-32	1071	162-398	.407	32-107	.299	165-204	.809	68	172	240	7.5	119	90-0	94	79	35	521	16.3
2007 IND	21-21	678	108-259	.417	23-74	.311	109-133	.820	54	135	189	9.0	98	64-0	66	62	22	348	16.6
2008 IND	25-17	694	101-258	.391	38-88	.432	92-115	.800	48	109	157	6.3	83	74-1	49	61	11	332	13.3
2009 IND	34-34	1083	157-407	.386	40-122	.328	158-181	.873	86	159	245	7.2	107	92-0	99	88	18	512	15.1
2010 IND	34-34	1068	207-428	.484	47-105	.448	157-185	.849	57	185	242	7.1	135	93-3	77	93	30	618	18.2
2011 IND	33-33	1040	168-384	.438	32-92	.348	143-162	.883	63	170	233	7.1	115	69-0	67	73	30	511	15.5
WNBA (11)	313-304	10335	1645-3963	.415	453-1262	.359	1433-1718	.834	698	1669	2367	7.6	1147	895-11	775	808	278	5176	16.5

PLAYOFFS

YR/TEAM	G-GS	MIN	FGM-A	PCT	3FGM-A	PCT	FTM-A	PCT	OR	DR	TR	AVG	AST	PF-DQ	ST	TO	BKS	PTS	AVG
2002 IND	3-3	103	22-45	.489	8-21	.381	9-11	.818	12	20	32	10.7	7	7-0	4	11	1	61	20.3
2005 IND	4-4	146	21-59	.356	5-12	.417	22-28	.786	13	24	37	9.3	9	13-1	8	11	1	69	17.3
2006 IND	2-2	62	10-31	.323	4-8	.500	4-6	.667	2	10	12	6.0	7	8-0	2	6	1	28	14.0
2007 IND	6-6	196	27-73	.370	5-19	.263	36-41	.878	12	54	66	11.0	19	15-0	13	10	3	95	15.8
2008 IND	3-3	113	15-34	.441	3-11	.273	28-30	.933	3	20	23	7.7	18	12-0	3	11	2	61	20.3
2009 IND	10-10	357	56-122	.459	9-36	.250	51-60	.850	24	80	104	10.4	54	34-1	33	34	14	172	17.2
2010 IND	3-3	107	19-46	.413	5-14	.357	13-16	.813	5	21	26	8.7	9	7-0	9	3	2	56	18.7
2011 IND	6-5	190	19-57	.333	4-15	.267	18-23	.783	19	31	50	8.3	14	17-0	13	15	3	60	10.0
WNBA (8)	37-36	1274	189-467	.405	43-136	.316	181-215	.842	90	260	350	9.5	137	113-2	85	101	27	602	16.3

CATCHINGS' CAREER HIGHS

Regular Season

MIN:45, at CON, 2ot, 6/26/03
at WAS, 2ot, 6/18/05
 FGM:13, vs. ORL, 8/7/02
 FGA:24, at HOU, 7/31/04
 3-Pt FGM:6, at ORL, ot, 7/3/02
 3-Pt FGA:12, at WAS, 8/6/02
 FTM:17, vs. NY, 8/13/11
 FTA:19, vs. NY, 8/13/11
 OR:10, vs. CHA, 8/20/05
 DR:13, at WAS, 2ot, 6/18/05
vs. DET, ot, 6/15/05
 TR:16, at CON, 2ot, 6/26/03
vs. DET, 6/29/06
vs. CHA, 8/20/05
 AST:11, vs. CHI, 7/8/07
 ST:9, vs. MIN, 7/26/02
 BKS:5, vs. CHA, 6/18/06
 PTS:32, vs. NY, 8/13/11
vs. NY, 6/8/02
vs. ORL, 8/7/02
at NY, 8/22/03

Playoffs

MIN:46:40, at CON, 3ot, 8/23/07
 FGM:11, vs. PHO, 10/7/09
vs. NY, 8/16/02
 FGA:19, vs. NY, 8/16/02
vs. NY, 9/1/05
 3-pt FGM:4, vs. NY, 8/16/02
 3-pt FGA:8, vs. NY, 8/16/02
at NY, 8/20/02
vs. DET, 8/31/07
 FTM:16, vs. CON, ot, 8/27/07
 FTA:17, vs. CON, ot, 8/27/07
 OR:6, at ATL, 9/25/11
at DET, 9/23/09
at NY, 8/18/02
vs. NY, 9/1/05
 DR:18, at CON, 3ot, 8/23/07
 TR:20, at CON, 3ot, 8/23/07
 AST:11, at PHO, 10/1/09
 ST:6, vs. DET, 9/25/09
 BKS:4, vs. WAS, ot, 9/19/09
 PTS:30, vs. CON, ot, 8/27/07

Tony Dungy was the keynote speaker at Catch The Stars Foundation's annual scholar-athlete reception on May 10, 2012.

#50 JESSICA DAVENPORT

**Position:** Center**WNBA Years:** 5**Height:** 6-5**Weight:** 215**Born:** June 24, 1985 in Columbus, Ohio**High School:** Independence (Columbus, Ohio)**College:** Ohio State '07**Drafted:** By San Antonio, first round, 2007 WNBA Draft (2nd overall)**Acquired:** Signed as a free agent, 6/17/09

Beginning her fourth Fever season and sixth WNBA season, Davenport has established herself as a fixture in the Indiana frontcourt...the No. 2 pick in the 2007 WNBA Draft, Davenport was signed by the Fever as a free agent four games into the 2009 regular season after being waived by the New York Liberty...the first Ohio State player ever to don a Fever uniform, she joins Katie Douglas as former players of the year in the Big Ten Conference...after seeing limited minutes during the 2009 regular season, she sparked Indiana in the WNBA Finals by scoring in double figures twice, including a career-high 18 points in the deciding Game 5.

PRO - WNBA

2011: Davenport saw action in 34 games, starting eight...she was the only Fever player to score in all 34 games, averaging 10.7 points and 4.8 rebounds per game...she was the club's third-leading scorer...she scored a career-high 25 points vs. Phoenix, 6/19...that game was also a career-high for field goals made (10)...she scored 20+ points three times in 2011, after never scoring more than 19 in her first four WNBA seasons...Davenport set career-highs in almost every category including points scored (363), rebounds (163), assists (17) and blocked shots (45)...she had a franchise-high six blocked shots at Seattle, 6/17... she finished fourth in the league in field goal percentage (.529)..

2010: Typically the Fever's first post player off the bench, Davenport saw action in 33 of 34 games, averaging 7.4 points in 14.2 minutes of action...she posted a franchise-record 57.1 percent shooting clip (96-of-168) and 0.82 blocks per game...she set another franchise-record on 8-of-8 shooting while scoring a career-high 18 points at Connecticut, 6/11...she set a new career high with 12 rebounds at Atlanta, 8/1.

2009: Davenport, who was signed after a season-ending injury to Yolanda Griffith, played in 26 games...she averaged 2.8 points, 1.5 rebounds and 0.54 blocks...Davenport posted the team's highest field goal percentage while shooting 52.7 percent from the field...she ranked third in the WNBA in blocks per 40 minutes with 3.09...she was second on the team in blocks per game...had season-high 13 points twice, at San Antonio, 7/23, and at Connecticut, 9/13.

2008: After missing the first 19 games due to a tibial stress fracture she suffered while playing in France, Davenport saw action in 14 of the Liberty's final 15 games...she scored 10+ points in three straight starts from 9/9 to 9/12, the first such streak in her career...she tied a career-high with 15 points vs. San Antonio, 9/9...in that game against the Silver Stars, she added nine rebounds and two assists...she led the Liberty with 12 points and six rebounds in a 74-59 loss to the Fever, 9/11...her six rebounds against the Fever included a career-high four offensive rebounds...she led the Liberty to its final win of 2008 with the first

double-double of her brief career, scoring 10 points and grabbing a career-best 10 rebounds in a 69-62 win over Chicago, 9/12.

2007: The second overall pick in the 2007 WNBA Draft by San Antonio, her rights were acquired on the night of the draft, along with the Silver Stars' 2008 first round draft pick, by New York in exchange for Becky Hammon and the Liberty's 2007 second round draft pick...as a rookie, she played in 33 of 34 games and started 13...she averaged 5.3 points and 2.7 rebounds per game...she shot 81.8 percent from the foul line (54-of-66), ranking second on the team...she was third among all WNBA rookies that had at least 40 attempts from the foul line...having shot 61-of-137 from the floor (.445), she led all WNBA rookies in field goal percentage...she led all rookies in blocked shots with 29 and ranked 16th in the WNBA with an average of 0.88 bpg...in just the third game of her career, she rejected a career-high four shots at Minnesota, 6/1...she scored a career-high 15 points vs. Phoenix, 6/3, and scored 10+ points a total of five times.

PLAYOFFS

2011: Davenport saw action in all six Fever postseason games, averaging 7.7 points, 3.8 rebounds, and 16.5 minutes per game...she shot 55 percent from the field. In Game 2 of the Eastern Conference Finals, Davenport scored 12 points and had seven rebounds.

2010: Davenport averaged 7.0 points and 5.3 rebounds in the Eastern Conference Semifinals against New York...she was second on the team with 16 rebounds in three games, including a team-high eight boards in Game 1.

2009: Davenport played in nine games for the Fever, averaging 4.1 points, 1.2 rebounds and 0.89 blocks per game...she led the team with 56 percent shooting from the floor...Davenport was third on the team in blocks...in Game 5 of the WNBA Finals at Phoenix, 10/9, she had a playoff career-high 18 points on 8-for-11 shooting, along with two blocks...in Game 2 of the WNBA Finals at Phoenix on 10/1, she had 10 points and a playoff career-best three blocks.

2008: She played in four of the Liberty's six postseason games, scoring 10 points with five rebounds, a steal and a blocked shot in 25 minutes...in New York's two-point loss in Game 3 of the Eastern Conference Finals, 9/28, she scored a postseason career-high five points.

2007: She played in two games of a three-game series with Detroit, scoring three points and adding three boards...all three of her rebounds came in the opening game of the series, 8/24.

PRO - OVERSEAS

2011-12: Vologda-Chevakata's leading scorer (13.8 ppg) and rebounder (5.3) for the second straight season, Davenport ranked 10th in the Russian League in scoring. Chevakata was fifth in the Russian League and advanced to the EuroCup quarterfinals.

Davenport was the Big Ten Conference's first three-time conference player of the year.

#50 JESSICA DAVENPORT

2010-11: The leading scorer (17.7 ppg) and rebounder (8.9 rpg) for Vologda-Chevakata in Russia, Davenport was third in the Russian PBL in scoring, second in rebounding.

2009-10: Davenport played overseas in Harbin City, China.

2008-09: A member of the Turkish League's All-Defensive unit, she averaged a league-leading 1.7 bpg for Tarsus Belediyesi...in 18 Turkish League appearances, she also averaged 12.7 ppg and 9.0 rpg.

2007-08: Playing professionally overseas for the first time, she averaged 15.8 ppg in 25 games for Challes-les-Eaux Basket in France...she ranked second in the LFB with an average of 16.1 ppg in 17 appearances...she was also second in the LFB in blocked shots with an average of 1.1 bpg...in eight Eurocup games, she averaged 15.1 ppg, 9.1 rpg and 1.5 spg.

COLLEGE

Ohio State's first three-time WBCA/Kodak and Associated Press All-American, she was also the Big Ten's first three-time Player of the Year...a three-time finalist for Wade Trophy and two-time finalist for Wooden Award, she was named the 2006 Ohio State Athlete of the Year...With USA Basketball, she helped the U.S. junior team win the World University Games in 2006 and was a member of the U.S. Senior National Team that won gold at the 2006 Opals World Challenge in Australia...she is the only player in

Big Ten history to record 2,000 points, 1,000 rebounds and 300 blocked shots in a career...she played in a school-record 130 games...she was only the second Buckeye to register more than 2,300 career points, finishing with 2,303 career points, which rates fifth all-time in Big Ten history...she is second in school history behind Katie Smith, who tallied 2,578 points...she tied Courtney Coleman (2000-03) for the top Ohio State career field goal percentage at .604 (875-of-1448), and she graduated as the school's career leader with 875 FGM...she scored in double digits in 83 of her last 84 games...she recorded a total of 384 blocks and ended her Buckeye run as the Big Ten's all-time leader, ranking seventh in NCAA history...she finished her career with 1,093 rebounds, then second in OSU history.

PERSONAL

Born and raised in Columbus, Ohio, she has two sisters, Joan and Shannon...having earned her undergraduate degree in consumer affairs, she plans to pursue a career in marketing after her playing days are over and would like to design a clothing line for tall women...after her sophomore season at OSU, she listed former New York Liberty teammate Janel McCarville as the best player she had ever faced in college...she lists Shaquille O'Neal as her favorite basketball player.

DAVENPORT'S STATISTICS

REGULAR SEASON

YR/TEAM	G-GS	MIN	FGM-A	PCT	3FGM-A	PCT	FTM-A	PCT	OR	DR	TR	AVG	AST	PF-DQ	ST	TO	BKS	PTS	AVG
2007 NY	33-13	382	61-137	.445	0-1	.000	54-66	.818	22	66	88	2.7	9	65-0	7	44	29	176	5.3
2008 NY	14-3	154	28-59	.475	0-0	.000	9-15	.600	12	28	40	2.9	4	27-0	4	18	10	65	4.6
2009 IND	26-0	181	29-55	.527	0-0	.000	14-20	.700	15	25	40	1.5	6	38-0	7	21	14	72	2.8
2010 IND	33-0	469	96-168	.571	1-7	.143	50-69	.725	27	66	93	2.8	15	65-0	14	40	27	243	7.4
2011 IND	34-8	717	145-274	.529	0-3	.000	73-104	.702	50	113	163	4.8	17	77-1	27	55	45	363	10.7
WNBA (5)	140-24	1904	359-693	.518	1-11	.091	200-274	.730	126	298	424	4.8	51	272-1	59	178	125	919	6.6

PLAYOFFS

YR/TEAM	G-GS	MIN	FGM-A	PCT	3FGM-A	PCT	FTM-A	PCT	OR	DR	TR	AVG	AST	PF-DQ	ST	TO	BKS	PTS	AVG
2007 NY	2-0	10	0-2	.000	0-0	.000	3-4	.750	1	2	3	1.5	0	3-0	0	3	0	3	1.5
2008 NY	4-0	25	4-10	.400	0-0	.000	2-4	.500	0	5	5	1.3	0	4-0	1	2	1	10	2.5
2009 IND	9-0	55	14-25	.560	0-0	.000	9-11	.818	1	10	11	1.2	3	9-0	2	3	8	37	4.1
2010 IND	3-0	46	9-17	.529	0-0	.000	3-3	1.000	6	10	16	5.3	0	5-0	2	4	4	21	7.0
2011 IND	6-0	99	20-36	.556	0-0	.000	6-7	.857	9	14	23	3.8	0	14-0	3	10	1	46	7.7
WNBA (5)	24-0	236	47-90	.522	0-0	.000	23-29	.793	17	41	58	2.4	3	35-0	8	22	14	117	4.9

DAVENPORT'S CAREER HIGHS

Regular Season

MIN: 32:20, at WAS, 6/21/11
 FGM: 10, vs. PHO, 6/28/11
 FGA: 15, at PHO, OT, 6/19/11
 3-pt FGM: 1, vs. SA, 6/3/10
 3-pt FGA: 1, nine times
 (most recent vs. ATL, 9/11/11)
 FTM: 8, vs. CHI, 7/21/11
 FTA: 10, vs. CHI, 7/21/11
 OR: 6, at ATL, 8/1/10
 DR: 8, vs. SA, 8/9/11
 at CHI, 9/12/08
 TR: 12, at ATL, 8/1/10
 AST: 3, vs. CHI, 7/21/11
 vs. SEA, 7/5/11
 at WAS, 7/24/10
 ST: 3, vs. LA, 7/31/11
 vs. CON, 7/13/11
 BKS: 6, at SEA, 6/17/11
 PTS: 25, vs. PHO, 6/28/11

Playoffs

MIN: 23:16, at ATL, 9/25/11
 FGM: 8, at PHO, 10/9/09
 FGA: 12, at ATL, 9/25/11
 3-pt FGM: 0
 3-pt FGA: 0
 FTM: 4, vs. DET, 9/25/09
 FTA: 4, vs. NY, 9/15/11
 vs. DET, 8/24/07
 vs. DET, 9/25/09
 at PHO, 10/1/09
 OR: 4, at NY, 8/26/10
 DR: 6, vs. NY, 8/29/10
 TR: 8, at NY, 8/26/10
 vs. NY, 8/29/10

AST: 1, at PHO, 10/1/09
 vs. PHO, 10/4/09
 at PHO, 10/9/09
 ST: 2, vs. NY, 9/15/11
 vs. DET, 9/25/09
 BKS: 3, vs. NY, 8/29/10
 at PHO, 10/1/09
 PTS: 18, at PHO, 10/9/09

Davenport enters the 2012 season 81 points shy of reaching 1,000 for her WNBA career.

#23 KATIE DOUGLAS



Position: Guard/Forward
WNBA Years: 11
Height: 6-0
Weight: 165
Born: May 7, 1979 in Indianapolis, Indiana
High School: Perry Meridian (Indianapolis, Indiana)

College: Purdue '01
Drafted: By Orlando, first round, 2001 WNBA Draft (10th overall)
Acquired: From Connecticut, 2/19/08, in exchange for Tamika Whitmore, Indiana's 2008 first-round draft pick and rights to Jessica Foley.

A four-time WNBA All-Star, four-time All-WNBA selection and a five-time member of the WNBA's All-Defensive Team, Katie Douglas has completed four WNBA summers in her hometown of Indianapolis...in her first four seasons, she has become the second-leading scorer in Fever history and ranks second to Tamika Catchings in most shooting categories...Douglas is a well-rounded guard who can pass, shoot, defend and handle the ball...she is capable of playing both guard spots...her lanky build makes her a tough matchup for opposing guards...she is adept at stepping into passing lanes for steals...one of the league's premier defenders and seventh in WNBA history with 538 steals, she joins Fever teammates Tamika Catchings (1st) and Tangelia Smith (14th) among the WNBA's career steals leaders...she ranks fifth in WNBA history with 576 career 3-point field goals...she ranks 13th in WNBA history with 4,553 points.

PRO - WNBA

2011: Douglas started 32 games, averaged 13.9 points, 3.9 rebounds, 2.8 assists and 1.2 steals per game...Douglas was named Eastern Conference Player of the Week, 6/13...during that week, she averaged 21 points per game...Douglas was named to the WNBA All-Defensive Second Team...along with teammate Tamika Catchings, Douglas was named an All-Star starter for the East...Douglas scored a season-high 30 points vs. Atlanta, 9/11...she ranked fourth in the WNBA in both 3-point FG made (66) and 3-point FG percentage (44%)...with a steal and two assists vs. Tulsa, 6/14, she became the fourth player in WNBA history with 800 assists and 500 steals in a career...in that same game Douglas became the first player in WNBA history with 500 steals and 500 3-pointers made...her 16 points in the second quarter vs. Atlanta, 9/11, is a franchise record... she tied a franchise record with six 3-point FG made vs. New York, 6/10, vs. Tulsa, 6/14, and vs. Phoenix, 6/28.

2010: A 34-game starter, Douglas joined Tamika Catchings as the only Fever players with over 1,000 minutes (1,014)...she was second on the club with 13.7 points, 3.3 assists and 1.35 steals per game while leading Indiana with 68 3-pointers...Douglas earned All-WNBA second-team recognition in addition to making the WNBA All-Defensive squad...while representing the Fever in the USA vs. WNBA: Stars at the Sun midseason classic, Douglas became the first Indiana player to win an All-Star skills competition by winning the 3-point shooting contest...she posted a season-high 29 points in a road loss at Seattle, 6/25...she became the first player in league history with 500 steals and 500 3-point field goals when she hit her 500th 3-pointer against Atlanta, 8/6.

2009: Douglas started in 31 games, averaged 17.6 points, 3.9 rebounds, 2.7 assists and 1.81 steals per game... the Fever's leading scorer overall and the league's top scorer after the All-Star Break, she finished third in WNBA MVP balloting...along with

Tamika Catchings, Douglas was named an All-Star starter for the East...Douglas was named to the All-WNBA Second Team...she became the first Fever player to win Eastern Conference Player of the Week honors in consecutive weeks, on 7/26 and 8/9...during that two-week, five-game span, Douglas averaged 26.8 points and 5.8 rebounds per game...included in those games was a career-high 34 points against Washington on 7/28, when she was 9-for-19 from the field and shot a career-high 15-for-16 from the free-throw line...her 34-point night was a franchise-record for most points scored in game...Douglas recorded her only double-double of the season at Phoenix, 8/8, when she had 28 points, 10 rebounds and five assists...at New York, 6/26, Douglas scored 28 points, including a franchise-record 26 points in the second half, almost single-handedly helping the Fever overcome a 17-point deficit...she was sixth in the WNBA in points per game...she led the Fever in scoring for a second consecutive year, was second on the team in free throw percentage and third on the team in assists and steals per game.

2008: Douglas became the first Fever player since 2001, besides Tamika Catchings, to lead the club in points per game (15.6)...she led the Fever in points (516), assists (106), 3-point field goals (57) and minutes (1,134) and was second on the club in steals (53)...she posted averages of 4.1 rebounds, 3.2 assists and 1.6 steals per game...her 57 3-pointers ranked ninth in the WNBA...she opened her first season in Indiana by scoring 20+ points in each of her first four games - 24 vs. Washington, 5/17; 26 at Detroit, 5/21; 23 at Connecticut, 5/27; and 25 in a 2OT win vs. Los Angeles, 5/29...she was named the WNBA's Eastern Conference Player of the Week for her opening week performance, becoming the first player besides Catchings ever to earn the league's weekly honor...she scored 20+ points in five of her first six games in a Fever uniform, and 11 times overall...in 46 minutes during a double OT win over the Sparks, she posted 27 field goal attempts and a career-high five steals...Douglas paced the Fever in assists 14 times...she was the only Fever player to lead the team in points, rebounds and assists during the same game in 2008, posting 16 points, a season-high eight rebounds and five assists against New York, 6/18.

2007: Douglas put together an MVP-caliber season while setting a Connecticut Sun franchise scoring record (17 ppg) for the second straight season...she posted career-high averages in points, rebounds (4.6) and assists (3.7), and ranked among WNBA leaders in steals (5th), scoring (9th) and assists (12th)...she scored a team-record 577 points, making 207 field goals, the second-best single-season total in team history...her 68 3-point field goals were also the second-highest total in team history...Douglas shattered her previous season high for assists with 125, and set new season highs for total rebounds (158), defensive rebounds (109), offensive rebounds (49) and total

#23 KATIE DOUGLAS

minutes (1,133)...she scored a career-high 30 points at Indiana (6/22)...twice she made a career-high 11 made field goals, and she tied her career high with five 3-pointers at Los Angeles, 7/7...she had a career-high 11 made free throws against Indiana, 6/29, and a career-high eight assists at San Antonio, 5/23...Douglas achieved significant career milestones with 2,500 points (8/4 vs. Indiana) and 500 assists (7/20 vs. Seattle), and reached double-figure scoring in 28 games...she scored at least 20 points in 12 games, the most ever in one season by a Sun player...she led the Sun in scoring 15 times, and in assists 11 times...appearing in her second All-Star Game, she earned First Team All-WNBA honors and was on the All-Defensive First Team for a third straight year.

2006: Douglas emerged as Connecticut's go-to player during a breakout season...she led the Sun in scoring 14 times while setting franchise records for made 3-pointers (73) and scoring average (16.4 ppg)...she scored in double figures in 17 straight games, the longest streak ever by a Sun player, and had 29 double-figure scoring games overall...she finished seventh in the league in scoring average and scored her 2,000th career point in a win at Indiana (8/9)...her then-career high 525 points was the third-best single-season total in franchise history...she matched her former career-high for points in a game twice, scoring 28 at Minnesota (5/23) and Washington (7/25)...she posted new career bests for made free throws (94) and free throw attempts (112), and a new career-high in steals, 62, was the fourth-best total in team history...Douglas was named MVP of the WNBA All Star game, and became the first player in franchise history to be named to the All-WNBA First Team...she was named to the 2006 WNBA All-Defensive Team...she finished third in MVP voting, second in Defensive Player of the Year voting and third in Most Improved Player voting...she sat out the last two games of the season.

2005: Douglas established a new career high in assists (94) for the fourth straight season...she was fourth on the team in scoring (11.0 ppg.), third in rebounding (130), second in assists and steals...she scored in double figures 20 times...she finished 11th in the league in steals per game (1.50) and was named to the WNBA All-Defensive First Team...Douglas missed the game at Phoenix, 6/25, because of illness.

2004: Douglas started all 34 games and set new personal highs in numerous categories, including points (364), assists (90), steals (50), defensive rebounds (99), assist average (2.6) and steals per game (1.47)...she had a career-high seven assists against Los Angeles, 5/27...and tied a career-high with six 3-pointers against Houston, 5/25...she reached double figures in scoring 18 times and surpassed 1,000 points and 400 rebounds in her career.

2003: Douglas averaged 12.0 points and 3.8 rebounds while playing in 28 games...she made 11-of-15 field goals and scored a season-high 28 points at Washington, 8/23...she averaged 19.6 points during the three-game win streak to end the regular season, making 58.8 percent of her shots from the field in that span...she made 6-of-9 3-pointers against Indiana, 6/26, including one with one second remaining in regulation to send the game into overtime...she was second in the league in steals-per-turnover ratio (1.11 pg) and seventh in assist-to-turnover ratio (2.00).

2002: She started 30 of 32 games while averaging 8.5 points per contest...Douglas ranked fourth in the WNBA in free throw percentage (.866) and tied for fourth in the league in steals per turnover ratio (1.17)...she played a then career-high 40 minutes and notched the first double-double of her career by scoring 15 points and grabbing a season-high 12 rebounds at Indiana, 8/7...she netted a season-high 19 points vs. Phoenix, 7/6...she grabbed a game-high 10 rebounds in her first career start at Miami, 6/4.

2001: Douglas finished her rookie season second among rookies in steals (1.68 spg), seventh in assists (2.2 apg), ninth in points (7.0 ppg) and 14th in rebounding (2.8 rpg).

PLAYOFFS

Douglas has started in all 49 playoff games in which she has appeared, making playoff appearances in 9 of 11 pro seasons...Douglas is ranked among the WNBA's all-time playoff leaders in games played (6th, 49), minutes played (5th, 1,661), field goals made (10th, 209), field goal attempts (4th, 541), free throws made (9th, 135), 3-point field goals (2nd, 84), 3-point field goal attempts (2nd, 256), assists (8th, 145), steals (5th, 65) and points (5th, 637).

2011: Douglas started all six Fever postseason games, averaging 19.7 points and five rebounds per game...she scored in double figures in each game...she ranked fourth in the WNBA in postseason scoring...Douglas scored 20 or more points in all three games vs. New York of the East Semis...her 118 points moved her into fifth place on the all-time playoff scoring list.

2010: In a three-game Eastern Conference Semifinals series against New York, Douglas averaged 11.7 points and 3.0 rebounds per game...she paced the Fever with 10 assists in the series...she led Indiana with 24 points in a deciding Game 3 loss...all three 3-pointers in the series came in Game 3.

2009: Douglas started in all 10 games of the postseason, averaging 15.5 points, 4.0 assists, 3.5 rebounds and 1.4 steals per game...in what was the highest scoring game in WNBA history, she scored a playoff career-high 30 points during Game 1 of the WNBA Finals, at Phoenix, 9/29...in Game 3 of the Finals, 10/4, Douglas had a playoff career-best seven assists in a win over Phoenix...in Game 5 of the Finals, 10/9, she had a playoff career-high nine rebounds...Douglas scored in double-figures in nine of 10 playoff games.

2008: Douglas started all three games of the Eastern Conference Semifinals against Detroit, averaging 7.3 points, 2.3 rebounds and 2.3 assists during the series.

2007: Douglas averaged 17.3 ppg in three playoff games...she set a WNBA and Sun playoff record with eight steals in Game 1 against Indiana, 8/23...she also set a new league and franchise record with four steals in the first quarter of that game and tied the WNBA and Sun playoff record of five steals in a half in the first...she set a new Sun playoff record with 12 three-point field goal attempts in that game...Douglas led the Sun with a playoff career-high 27 points in a Game 3 overtime loss at Indiana, 8/27.

2006: Douglas averaged 12.0 ppg...she had 17 points on 7-for-13 shooting in Game 1 at Washington, 8/18, and led the team in scoring with 16 points in a decisive Game 2 win over the Mystics...she sustained a non-displaced hairline fracture in her right foot in Game 2 of the Eastern Conference Semifinals against Washington...she sat out Game 1 of the Eastern Conference Finals against Detroit due to the injury.

2005: Douglas reached double figures in six of eight playoff games including 15 points, seven rebounds and four assists in Game 4 of WNBA Finals at Sacramento...she had 12 points and eight rebounds in Game 1 of the Eastern Conference semifinals at Detroit...she played a postseason career-high 41 minutes in Game 2 of WNBA Finals.

2004: She posted 18 points against Seattle, 10/8, during the WNBA Finals, and dished six assists against Washington, 9/29...she had 14 points, four rebounds and four assists in Eastern Conference clincher against New York, 10/3.

2003: Douglas averaged 7.2 points in four games during the 2003 WNBA Eastern Conference Playoffs...she had 13 points, two assists and two rebounds as the Sun eliminated the Sting at Charlotte, 8/30.

Douglas was the MVP of the 2006 All-Star Game with 16 points, five rebounds and four assists in a 98-82 win over the West.

#23 KATIE DOUGLAS

PRO - OVERSEAS

2011-12: She averaged 15.2 points in EuroLeague play for Nadezhda Orenburg in Russia. Nadezhda advanced to the Russian League championship series with Douglas averaging 12.5 points in domestic league action. She posted a season-high 27 points in Game 2 of a EuroLeague series against Spartak Moscow Region.

2010-11: Douglas played for Spanish power Ros Casares where she averaged 13.8 points per game...she was named a Eurobasket.com All-EuroLeague second-team performer while leading Ros Casares to the Spanish League finals.

2009-10: Douglas played for Galatasaray in Istanbul, Turkey. **2008-09:** Playing in 11 EuroLeague games for CSKA Moscow, she averaged 12.7 ppg, 3.7 rpg, 1.3 apg and 1.6 spg...in 18 Superleague games, she averaged 12.0 ppg, 3.0 rpg, 2.2 apg and 1.9 spg (7th in league).

2007-08: Playing for Ros Casares Valencia in Spain, she averaged 11.9 ppg and 4.0 rpg in 23 regular season contests...she shot nearly 61 percent from the floor (88-145, .606) and 37 percent (25-68) from 3-pt range.

2004-05 to 2006-07: Douglas spent three winters with TEO Vilnius in Lithuania, where she teamed with Fever forward Ebony Hoffman in 2006-07...she led the FIBA EuroLeague in scoring during the 2005-06 season and was the league's leading vote-getter in the inaugural FIBA EuroLeague Women All-Star Game in 2005-06.

2002-03 to 2003-04: She played in Greece for two seasons, competing for Ana Liosia Basketball (2002-03) and S.U. Glyfada Esperides Kyklous (2003-04).

INTERNATIONAL

2007-08: Douglas was a member of the U.S. National Team and narrowly missed landing a spot on the 2008 U.S. Olympic Team...she aided the 2007-08 USA Basketball Senior National Team to a 4-0 slate during its 2007 Tour of Italy, averaging 8.0 in the two games she competed...she was named to the 2007-08 USA Basketball Women's Senior National Team on March 6, 2007.

1999: Douglas was a member of the 1999 USA World University Games Team that brought home the silver medal with a 4-2 record in Palma de Mallorca, Spain...she started three of five games played and averaged team-highs of 17.7 ppg, and 2.4 apg, to go with 3.8 rpg.

1998: She was a member of the 1998 USA Select Team that posted a 7-1 record in contests against national teams from Spain, Poland and Puerto Rico, and averaged 4.1 ppg, and 3.4 rpg.

COLLEGE

Douglas helped Purdue to an NCAA championship as a sophomore in 1999...it was the first NCAA title in Boilermaker history...a three-year starter for the Boilermakers, she was a two-

time First Team All-American by Kodak/WBCA and the U.S. Basketball Writers Association (2000, 2001)...she was an Associated Press First Team All-American in 2001...Douglas paced Purdue to the national title game twice, winning it in 1999...named the 2001 Big Ten Player of the Year as a senior, she left the West Lafayette campus as the only player in Purdue history to rank in the top 10 in points (fourth with 1,965 points), rebounds (ninth with 727 rebounds), assists (third with 526 assists) and steals (first with 327)...during the 2001 NCAA Tournament, she averaged 19.2 ppg, 5.7 rpg, 4.5 apg and 3.3 spg...she was named to the 1999 and 2001 NCAA Women's Final Four All-Tournament Teams...she was awarded the 2001 Silver Basketball Award by the Chicago Tribune for being the Most Valuable Player in the Big Ten Conference...she also was the first athlete to receive the Jim Valvano Comeback Player of the Year Award in 2001...a recipient of the 2001 Big Ten Suzy Favor Award, she was also an Academic All-American and Academic All-District selection as a junior and senior...she was honored by her school as the recipient of the 2001 Mackey Award, Varsity Walk Award and the Purdue Athlete of the Year (2000 and 2001)...Douglas led Purdue in scoring her senior (15.5 ppg) and junior (20.4 ppg) seasons...she received the 2000 Purdue-Indiana Barn Burner Trophy MVP Award.

PERSONAL

Her full name is Kathryn Elizabeth Douglas...she goes by the nickname KT...born in Indianapolis, she is a graduate of Perry Meridian High School where she was runner-up as Indiana Miss Basketball in 1997...she has an older sister, Kim Rastrelli, and two older brothers, Brian and Scott...she married Vasilis Giapalakis in September 2005, in Greece...she was named one of ESPN.com's Top 25 Women's College Basketball Players of the Past 25 Years...she was one of five Purdue players who had their jersey retired during Purdue's inaugural ceremony at the beginning of the 2003 season...her favorite on-court moment is throwing the ball in the air after winning the 1999 NCAA Championship...she was elected into the Purdue Intercollegiate Athletics Hall of Fame in April 2009...she was a communications major at Purdue...she is an enthusiastic supporter of the WNBA's Breast Health Awareness initiative and Race for the Cure...she lists winning the 2001 Jim Valvano Award as her proudest achievement...a fantasy job would be to work in the FBI...she hates scary movies, but loves shopping and is an active user of all the latest gadgets...her favorite cuisines include Greek, Italian and Middle Eastern...her favorite U.S. city, besides Indianapolis, of course, is New York...her favorite city in the world is Athens...a favorite vacation spot is Maui...she wears No. 23 with the Fever, changing from her former No. 32 at Purdue and with the Connecticut Sun, because the jersey was already occupied by Ebony Hoffman...she originally wore No. 23 in high school in honor of her favorite baseball player, Ryne Sandberg.

#23 KATIE DOUGLAS

DOUGLAS' STATISTICS
REGULAR SEASON

YR/TEAM	G-GS	MIN	FGM-A	PCT	3FGM-A	PCT	FTM-A	PCT	OR	DR	TR	AVG	AST	PF-DQ	ST	TO	BKS	PTS	AVG
2001 ORL	22-0	439	51-141	.362	18-57	.316	34-47	.723	16	35	51	2.3	39	34-0	37	44	7	154	7.0
2002 ORL	32-30	830	92-205	.449	29-79	.367	58-67	.866	41	94	135	4.2	53	66-1	49	42	13	271	8.5
2003 CON	28-27	843	120-274	.438	47-123	.382	49-68	.721	33	73	106	3.8	56	38-0	31	28	11	336	12.0
2004 CON	34-34	1120	125-321	.389	53-153	.346	61-77	.792	33	99	132	3.9	90	73-0	50	52	13	364	10.7
2005 CON	32-32	998	119-288	.413	31-110	.282	82-106	.774	45	85	130	4.1	94	57-0	48	54	4	351	11.0
2006 CON	32-32	1003	179-404	.443	73-173	.422	94-112	.839	38	83	121	3.8	79	48-0	62	73	4	525	16.4
2007 CON	34-34	1133	207-484	.428	68-201	.338	95-122	.779	49	109	158	4.6	125	67-0	65	95	10	577	17.0
2008 IND	33-33	1134	170-458	.371	57-176	.324	119-149	.799	41	94	135	4.1	106	54-0	53	100	11	516	15.6
2009 IND	31-31	1003	188-459	.410	66-189	.349	105-122	.861	24	96	120	3.9	85	45-0	56	75	7	547	17.6
2010 IND	34-34	1014	170-379	.449	68-174	.391	59-71	.831	26	91	117	3.4	111	55-0	46	67	13	467	13.7
2011 IND	32-32	940	166-357	.465	66-150	.440	47-70	.671	31	95	126	3.9	91	48-0	41	65	8	445	13.9
WNBA (11)	344-319	10457	1587-3770	.421	576-1585	.363	803-1011	.794	377	954	1331	3.9	929	585-1	538	695	101	4553	13.2

PLAYOFFS

YR/TEAM	G-GS	MIN	FGM-A	PCT	3FGM-A	PCT	FTM-A	PCT	OR	DR	TR	AVG	AST	PF-DQ	ST	TO	BKS	PTS	AVG
2003 CON	4-4	126	10-30	.333	3-12	.250	6-7	.857	2	8	10	2.5	12	9-0	3	1	1	29	7.3
2004 CON	8-8	268	23-66	.348	11-37	.297	25-27	.926	9	23	32	4.0	22	19-0	10	16	0	82	10.3
2005 CON	8-8	278	31-67	.463	15-38	.395	19-29	.655	12	25	37	4.6	18	17-0	11	8	1	96	12.0
2006 CON	4-4	124	18-45	.400	8-27	.296	4-5	.800	6	9	15	3.8	10	1-0	11	1	1	48	12.0
2007 CON	3-3	114	18-52	.346	8-28	.286	8-9	.889	6	10	16	5.3	10	7-0	4	15	0	52	17.3
2008 IND	3-3	93	7-22	.318	1-8	.125	7-10	.700	1	6	7	2.3	7	7-0	4	10	2	22	7.3
2009 IND	10-10	361	51-141	.362	18-58	.310	35-43	.814	14	21	35	3.5	40	14-0	14	19	6	155	15.5
2010 IND	3-3	95	11-24	.458	3-9	.333	10-12	.833	3	6	9	3.0	10	8-0	4	3	1	35	11.7
2011 IND	6-6	201	40-94	.426	17-39	.436	21-25	.840	12	18	30	5.0	16	11-0	5	13	1	118	19.7
WNBA (9)	49-49	1660	209-541	.386	84-256	.328	135-167	.808	65	126	191	3.9	145	93-0	65	96	13	637	13.0

DOUGLAS' CAREER HIGHS

Regular Season

MIN: 47:08, at ATL, 2ot, 6/6/09
 FGM: 11, six times
 (most recent: vs. ATL, 9/11/11)
 FGA: 27, vs. L.A., 2ot, 5/29/08
 at NY, ot, 6/26/09
 3-pt FGM: 6, six times
 (most recent: vs. PHO, 6/28/11)
 3-pt FGA: 11, vs. NY, 6/10/11
 vs. SAC, 7/28/06
 at CON, 5/27/08
 FTM: 15, vs. WAS, 7/28/09
 FTA: 16, vs. WAS, 7/28/09
 OR: 6, at IND, 8/7/02
 at SAC, 6/24/05
 DR: 8, vs. PHO, 7/6/02
 TR: 12, at IND, 8/7/02
 AST: 8, at SAN, 5/23/07
 vs. CHI, 7/15/09
 ST: 5, five times
 (most recent: at L.A., 6/22/08)
 BKS: 3, at PHO, 7/19/03
 vs. MIN, 7/23/03
 vs. MIN, 7/26/08
 PTS: 34, vs. WAS, 7/28/09

Playoffs

MIN: 47:44, vs. IND, 3ot, 8/23/07
 FGM: 12, at PHO, ot, 9/29/09
 FGA: 21, vs. IND, 3ot, 8/23/07
 at PHO, ot, 9/29/09
 3-pt FGM: 5, at ATL, 9/25/11
 at IND, ot, 8/27/07
 3-pt FGA: 12, vs. IND, 3ot, 8/23/07
 at IND, ot, 8/27/07
 FTM: 7 vs. WAS, ot, 9/19/09
 7 at PHO, 10/1/09
 FTA: 8, vs. IND, 9/10/05
 8, vs. WAS, ot, 9/19/09
 vs. DET, 9/25/09
 at PHO, 10/1/09
 OR: 5, vs. ATL, 9/27/11
 vs. PHO, 10/4/09
 DR: 5, five times
 (most recent: at PHO, 10/1/09)
 TR: 9, vs. ATL, 9/27/11
 AST: 9, at PHO, 10/9/09
 ST: 8, vs. IND, 3ot, 8/23/07
 BKS: 2, at DET, 9/23/09
 at PHO, 10/1/09
 PTS: 30, at PHO, ot, 9/29/09

#45 SASHA GOODLETT

**Position:** Center**WNBA Years:** R**Height:** 6-5**Weight:** 239**Born:** August 9, 1990 in Jackson, Miss.**High School:** Clinton (Jackson, Miss.)**College:** Georgia Tech '12**Drafted:** By Indiana, first round, 2012 WNBA Draft (11th overall)

Indiana's top draft pick in 2012 is expected to help bolster Fever rebounding fortunes. Goodlett is just the second Georgia Tech player ever chosen in the first round of the WNBA Draft, following Alex Montgomery's No. 10 selection in 2011 by the New York Liberty. She played at Tech under MaChelle Joseph whose career began as a player and assistant coach at Purdue under Lin Dunn.

COLLEGE

Goodlett finished her career at Georgia Tech ranked among career leaders in points scored (10th, 1,364), rebounds (9th, 760) and blocked shots (5th, 127)...she set a Yellow Jacket record for most career games played with 133, starting 127 of those.

2011-12: During her final campaign, Goodlett earned All-ACC Second Team and ACC All-Tournament First Team accolades as she helped the Jackets to 12 ACC wins and a 26-9 mark overall...the Yellow Jackets played in the ACC Championship Game for only the second time in school history and were ranked as high as 15th in the country...Goodlett finished 15th in the NCAA with a 53.2 percent shooting clip...she led the Jackets with 14.6 points and 7.7 rebounds per game...she led Tech in scoring 16 times as a senior, and 18 times on the boards...in all, she contributed 10 double-doubles with 26 games in double-figure scoring, including a season-high 26 points at Boston College, 1/15.

2010-11: She played in 34 of 35 games and started 32 contests...she was third on team with 9.9 ppg and third with 5.8 rpg, scoring in double digits 17 times...she tied her season high with 18 points against Maryland and added nine boards against the Terps in an ACC Tournament win...she tied a career high with 13 rebounds against Miami...also against Miami, she finished with a season-high 18 points on 8-of-11 shooting to go with seven rebounds against the Hurricanes.

2009-10: Goodlett started in 32 of her 33 games while recording averages of 9.7 points and 5.3 rebounds per game.

2008-09: As a freshman, Goodlett played in every game and started 29 of Tech's 32 contests...she registered her first career double-double (16 pts, 13 reb) against Iowa in the first round of the NCAA Tournament (3/22)...she averaged 6.3 points and 3.7 rebounds per game...she was named to the Dean's List in the spring.

PERSONAL

Sasha Samolia Goodlett was born on August 9, 1990 in Jackson, Miss...she is the daughter of Michael Washington and Sara Goodlett...she has an older sister, Tristina, and an older brother, Michael...she majored in history at Georgia Tech and enjoys playing air hockey...she was a four-year letterwinner and two-year captain in basketball at Clinton High School...she was named the 2007-08 team MVP...she was a member of the 2005-06 5A state championship team...Goodlett was named to the Dandy Dozen (Top 12 Players in Mississippi) by the Clarion Ledger... she was ranked No. 64 in the nation by *All-Star Girls Report*...she was a 2007 Mississippi High School All-Star Game participant and an honor roll student.

GOODLETT'S COLLEGE STATISTICS AT GEORGIA TECH

YEAR	G-GS	MIN	FGM-A	PCT	3FGM-A	PCT	FTM-A	PCT	OR	DR	TR	AVG	PF-DQ	AST	TO	BKS	STL	PTS	AVG
2008-09	32-29	682	82-194	.423	0-0	.000	38-60	.633	65	53	118	3.7	61-0	11	57	30	22	202	6.3
2009-10	33-32	892	124-267	.464	0-0	.000	71-107	.664	82	94	176	5.3	58-1	37	85	23	29	319	9.7
2010-11	34-32	913	138-291	.474	0-0	.000	61-94	.649	104	94	198	5.8	82-1	38	89	26	22	337	9.9
2011-12	35-35	1035	197-381	.517	0-0	.000	112-164	.683	106	162	268	7.7	73-0	40	97	48	43	506	14.5
CAREER	134-128	3522	541-1133	.477	0-0	.000	282-425	.664	357	403	760	5.7	274-2	126	328	127	116	1364	10.2

Goodlett's coach at Georgia Tech, MaChelle Joseph, was a player and assistant coach under Lin Dunn at Purdue.

#5 RONEEKA HODGES



Position: Guard
WNBA Years: 7
Height: 5-11
Weight: 165
Born: July 19, 1982 in New Orleans, La.
High School: O.P. Walker (New Orleans, La.)

College: Florida State '05
Drafted: By Houston, second round, 2005 WNBA Draft (15th overall)
Acquired: From San Antonio, 3/1/12, in exchange for Tangela Smith

An athletic, slashing, 3-point shooting perimeter player, Hodges joins her sixth WNBA franchise this season. Hodges has logged regular season time with San Antonio, Minnesota and Houston, but also has had brief history with Atlanta and Seattle. Hodges actually has been drafted on three occasions - WNBA Draft in 2005; the Atlanta Expansion Draft in 2008; and the Houston Dispersal Draft in 2008. She is the twin sister of Doneeka (Hodges) Lewis who played with the Fever following the Olympic Break in 2008.

PRO-WNBA

2011: Hodges played in 28 regular-season games with five starts for San Antonio...she averaged 3.9 points per game with 1.3 rebounds and 0.5 assists...she led the WNBA in 3-point field goals per 40 minutes (4.7) ...she ranked second on the team in 3-point field goal percentage (.400, 32-80)...Hodges had a pair of double-digit scoring performances, leading the team in scoring twice...her best game was a flawless performance, going 6-for-6 from the field, 5-for-5 from behind the arc and 2-for-2 from the charity stripe at Tulsa, 6/10.

2010: Acquired by the Silver Stars in a trade with Minnesota, Hodges was one of three San Antonio players to play in all 34 games, making 19 starts...she averaged 7.7 points per game while adding 108 rebounds, 46 assists, 15 steals and 10 blocked shots...she led the team in scoring five times, rebounding three times and assists once...she had a season-best two steals against Tulsa, 6/11, and grabbed a season-best seven rebounds at Los Angeles, 7/1...she had a career-high tying nine made field goals against Los Angeles, 7/18...she tied a career-standard with six assists against Phoenix, 8/22.

2009: Acquired by the Lynx in a dispersal draft of Houston Comets players, Hodges started the final 27 games of the 2008 season following a season-ending knee injury to Seimone Augustus...she ranked ninth in the WNBA in 3-point percentage (39.8) and fifth in 3-pointers made...she tallied 68 3-pointers on the season, representing what was then the fourth-best single-season total in Minnesota history and the most by any Lynx player aside from Katie Smith...she shot 41.7 percent from the floor and 90.9 percent (30-for-33) from the free throw line...she added 3.0 rebounds and 1.9 assists per game while playing 27.3 minutes per contest ...a missed free throw on July 19 at Seattle halted a run of 32 consecutive made free throws that dated to May 2007...she posted career highs in points (25) and assists (6) at Chicago, 8/15, while matching her season high with eight rebounds...she scored 20-plus on four occasions, including a 20-point night at Phoenix, 7/22, and 22 versus Phoenix, 7/27.

2008: After playing her first three seasons in Houston, Hodges was selected by Atlanta in the 2008 Expansion Draft and traded on the same day to Seattle in exchange for Iziane Castro Marques.

She was waived in the Storm's training camp and re-signed by Houston in July...she averaged 7.8 points, 2.1 rebounds and 3.1 assists per game before the Olympic Break for Houston, scoring a season-best 18 points against Detroit, 7/24.

2007: She played in 29 games for the Houston Comets, starting four...she averaged 3.5 points, 1.0 rebounds, and 0.9 assists per game...she notched a career-high tying four assists against Los Angeles, 6/20...she scored a season-high 17 points against Phoenix, 6/30.

2006: Playing in 33 games and starting eight, she averaged 7.5 points, 2.0 rebounds, and 1.0 assists per game...she recorded a career-high 21 points on a career-best seven made field goals in her first career start at Washington, 6/6...she played a career-high 48 minutes against Phoenix, 8/10.

2005: Played in 26 games with the Comets, averaging 1.3 points, 0.7 rebounds and 0.3 assists per game...she made her professional debut at San Antonio on May 21, dishing out one assist in four minutes of action.

PLAYOFFS

2011: Hodges played in Game 3 of the Western Conference Semifinals against Minnesota, recording three points and a pair of assists in five minutes of play.

2010: She started both Western Conference Semifinal games against Phoenix, averaging 10.5 points per game with 1.5 rebounds and 1.5 assists.

2006: With Houston, Hodges played in both Western Conference Semifinal games against Sacramento...she averaged 7.0 points and 1.5 rebounds per game.

2005: She played in two of Houston's four playoff games for a total of two minutes.

PRO-OVERSEAS

2011-12: Hodges signed with Turkey's Istanbul Univertesi where she averaged 15.5 points in 22 games.

2010-11: She played for Israel's Raanana Hertzeliya where she averaged 17.0 points per game with 6.2 rebounds, 2.8 assists and 1.3 steals...she moved to France's Tarbes Gespe Bigorre in February and played in 11 games, averaging 13.3 points per game with 3.5 rebounds, 2.2 assists and 1.2 steals.

2009-10: She spent the first part of the season in Tarsus, Turkey, before joining Lotos Gdynia in Poland...she helped Lotos go 12-5 during her time with the team, including winning the PLKK Championship...she tallied 19 points, five rebounds, 10 assists, three steals and one block in the PLKK Finals...she averaged 9.9 points, 3.2 rebounds, 1.7 assists and 24.5 minutes per game in 29 games played during her time in Turkey and Poland.

2008-09: She spent the winter playing with two different teams in Spain...she played with Ros Casares before ending the season

Hodges has been drafted, waived, re-signed or traded on eight occasions since 2005.

#5 RONEEKA HODGES

with Rivas Ecolpolis...she averaged 13.1 points per game through 31 Spanish League games.

2007-08: Hodges played in 34 games with Gran Canaria of the Spanish League, averaging 20.2 points and 4.4 rebounds per game in 26 games played...in eight EuroCup games, she tallied averages of 23.5 points and 6.1 rebounds per game.

2006-07: She averaged 36.9 points per game in 22 games for Tarsus Belediye of the Turkish League.

2005-06: Hodges played for Cote d'Opale Basket Calais in France where she averaged 15.0 points per game with 3.2 rebounds, 1.8 assists and 1.4 steals through 26 games.

COLLEGE

2004-05: Hodges transferred to Florida State following her junior season at LSU...she graduated in December 2004...she earned Kodak Region II All-American honors and was selected to play in the Women's Basketball Coaches Association (WBCA) All-Star Challenge...she earned All-ACC first team honors after ranking third on FSU's single-season points list (615)...Hodges ranked second in the ACC in scoring average (19.2) and fifth on FSU's single-season list...she scored in double figures a team-high 30 times, including a game-high 28 points in the NCAA Tournament loss to Connecticut...she scored more than 20 points in 13 games and led the team in scoring in 20 games...she set an FSU record with a career-high 39 points against Maryland...she finished second on the team with 42 3-pointers.

2002-03: At LSU, she played in all 34 games for the Tigers...she notched five double-figure scoring games, including a

season-high 16 points against Southwest Texas in the first round of the NCAA Tournament...she dished a career-high eight assists against Ohio U.

2001-02: Hodges played in 30 games, starting 27 as a sophomore...she averaged 8.9 points per game with 5.3 rebounds...she recorded three double-doubles and scored a season-high 21 points at Mississippi...she had a career-high 15 rebounds against Louisiana-Lafayette...she led the team in rebounding in seven games and scored in double figures 13 times.

2000-01: Hodges moved into the starting lineup in her fourth career game and earned WomensCollegeHoops.com honorable mention Freshman All-America honors...she started nine-consecutive games before being sidelined with the beginnings of a stress fracture in her foot...she had a team-high three double-doubles on the season and scored in double figures in 12 games.

PERSONAL

Roneeka Rayshell Hodges was born on July 19, 1982, in New Orleans...her parents are Ronald and Donna Hodges...a twin sister, Doneeka, played basketball at LSU and appeared in eight games with the Fever in 2008...other siblings are Ronald, Donald and Magic...she graduated from Florida State University in December 2004 with a degree in social sciences...she prepped at O.P. Walker High School in New Orleans, La., where she earned AAU All-America honors...she was named district and West Bank Most Valuable Player...she was voted to the All-Metro New Orleans Team after averaging 21 points per game with 8.0 rebounds and 4.0 assists as a senior.

HODGES' STATISTICS

REGULAR SEASON

YR/TEAM	G-GS	MIN	FGM-A	PCT	3FGM-A	PCT	FTM-A	PCT	OR	DR	TR	AVG	AST	PF-DQ	ST	TO	BKS	PTS	AVG
2005 HOU	26-0	188	13-47	.277	5-26	.192	2-2	1.000	9	8	17	0.7	7	8-0	3	3	0	33	1.3
2006 HOU	33-8	698	87-217	.401	44-120	.367	29-39	.744	11	54	65	2.0	32	40-0	16	36	4	147	7.5
2007 HOU	29-4	331	31-111	.279	20-67	.299	20-22	.909	8	22	30	1.0	27	21-0	13	20	9	202	3.5
2008 HOU	15-6	275	41-97	.423	26-70	.371	2-2	1.000	5	24	29	1.9	18	11-0	5	8	3	110	7.3
2009 MIN	33-27	902	115-276	.417	68-171	.398	30-33	.909	20	79	99	3.0	64	54-0	21	36	15	328	9.9
2010 SAN	34-19	859	94-263	.357	49-159	.308	25-33	.758	23	85	108	3.2	46	40-0	15	40	10	262	7.7
2011 SAN	28-5	273	36-89	.404	32-80	.400	5-5	1.000	3	32	35	1.3	14	10-0	5	4	2	109	3.9
WNBA (7)	198-69	3527	417-1100	.379	244-693	.352	113-136	.831	79	304	383	1.9	208	184-0	78	147	34	1191	6.0

PLAYOFFS

YR/TEAM	G-GS	MIN	FGM-A	PCT	3FGM-A	PCT	FTM-A	PCT	OR	DR	TR	AVG	AST	PF-DQ	ST	TO	BKS	PTS	AVG
2005 HOU	2-0	2	0-0	.000	0-0	.000	0-0	.000	0	0	0	0.0	0	0-0	1	1	0	0	0.0
2006 HOU	2-0	34	5-17	.294	2-8	.250	2-4	.500	3	0	3	1.5	1	1-0	0	0	0	14	7.0
2010 SAN	2-2	57	9-17	.529	3-7	.429	0-0	.000	1	2	3	1.5	3	2-0	0	3	0	21	10.5
2011 SAN	1-0	5	1-2	.500	1-2	.500	0-0	.000	0	0	0	0.0	2	0-0	0	0	0	3	3.0
WNBA (4)	7-2	98	15-36	.417	6-17	.353	2-4	.500	4	2	6	0.9	6	3-0	1	4	0	38	5.4

HODGES' CAREER HIGHS

Regular Season

MIN:..... 48, vs. PHO, 8/10/06
 FGM:..... 9, two times
 (most recent: vs. LA, 7/18/10)
 FGA:..... 15, three times
 (most recent: at CHI, 8/15/09)
 3-pt FGM:..... 6, two times
 (vs. LA, 7/18/10)
 3-pt FGA:..... 12, vs. DET, 7/24/08
 FTM:..... 6, vs. SEA, 6/28/07
 FTA:..... 7, vs. SEA, 5/30/10
 OR:..... 3, four times
 (most recent: vs. TUL, 8/13/10)
 DR:..... 7, three times
 (most recent: at CHI, 8/15/09)
 TR:..... 9, vs. PHO, 8/10/06

AST:..... 6, two times
 (most recent: vs. PHO, 8/22/10)
 ST:..... 3, vs. MIN, 7/20/06
 BKS:..... 3, vs. WAS, 7/7/09)
 PTS:..... 25, at CHI, 8/15/09

Playoffs

MIN:..... 29, vs. PHO, 8/28/10
 FGM:..... 7, at PHO, 8/26/10
 FGA:..... 13, vs. SAC, 8/17/06
 3-pt FGM:..... 3, at PHO, 8/26/10
 3-pt FGA:..... 7, vs. SAC, 8/17/06
 FTM:..... 1, two times
 (most recent: at SAC, 8/19/06)
 FTA:..... 2, two times
 (most recent: at SAC, 8/19/06)

OR:..... 2, vs. SAC, 8/17/06
 DR:..... 1, two times
 (most recent: vs. PHO, 8/28/10)
 TR:..... 2, two times
 (most recent: vs. PHO, 8/28/10)
 AST:..... 2, two times
 (most recent: at MIN, 9/20/11)
 ST:..... 1, at SEA, 9/3/05
 BKS:..... 0
 PTS:..... 17, at PHO, 8/26/10

Hodges had a 32-game streak of consecutive free throws that extended from 2007 to 2009.



Position: Guard

WNBA Years: 3

Height: 5-8

Weight: 144

Born: January 11, 1987 in
Spokane, Washington

High School: Lewis and Clark
(Spokane, Washington)

College: Arizona State '09

Drafted: By Indiana, first round,
2009 WNBA Draft (6th overall)

Indiana's fourth-year point guard began 2011 as a Fever starter, before sustaining a season-ending injury during her 10th game...she enters 2012 with career averages of 7.3 points and 3.0 assists per game...January was heralded during her rookie campaign as being one of the best steals of the 2009 WNBA Draft...chosen by Indiana with the sixth overall selection, she exhibited court savvy, maturity, strong defensive skills and a good shooting touch...some of her best games came during the Fever's 2009 run to the WNBA Finals, evidenced by playoff averages of 10.6 points and 3.0 assists per game...she is regarded as the club's point guard of the future and should hold down starting backcourt duties alongside Aussie Olympian Erin Phillips.

PRO-WNBA

2011: January started the team's first ten games before tearing her right ACL and missing the remaining 24 games...she recorded her first career double-double with 12 points and 10 assists vs. Tulsa, 6/14...she had a career high four steals vs. Chicago, 6/4...she finished her season with averages of 8.6 points and 5.0 assists per game.

2010: January appeared in 30 games with seven starts...initially thrust into the starting lineup for the Fever's first two games, she served mostly as a spot starter and top backup to veteran point guard Tully Bevilacqua...she averaged 7.4 points, 2.0 rebounds and 3.1 assists for the season...her top game featured season highs of 19 points and eight assists, while hitting 14 of 15 free throws at Washington, 7/24...she had a second game with eight assists at Phoenix, 8/8...she posted nine games with double-figure scoring.

2009: Indiana's first-round pick started four of 33 games in which she appeared...she averaged 6.9 points, 2.3 assists, 1.9 rebounds and 1.09 steals per game...a season-high 17 points against Detroit, 8/15, included 7-for-8 from the free-throw line...in four games between 9/2 to 9/8, January averaged 13.8 points per game...she had nine double-figure games and had a season-high six assists in three different games...among WNBA rookie rankings, January was second in assists and steals, fifth in free throw percentage and seventh in scoring and minutes per game.

PLAYOFFS

2011: She missed the playoffs due to a season-ending injury.

2010: In three games against New York, she averaged 6.7 points and 2.0 assists per game.

2009: As a rookie, January appeared in all ten Fever playoff games...January averaged 10.6 points, 3.0 assists and 2.4 rebounds per game...she scored in double figures in five of 10 playoff games, including 16 or more points on three occasions...she led the team in 3-point percentage and was second on the team in free throw percentage...January averaged

12 points a game in the WNBA Finals...in Game 3 of the WNBA Finals against Phoenix, 10/4, she had a playoff-high 17 points...in Game 1 of the WNBA Finals at Phoenix, 9/29, she had 11 points to go along with seven assists.

PRO-OVERSEAS

2010-11: She joined Ranaana Hertzeliya of the Israeli League at mid-season and helped the club to the semifinals round of the playoffs...she averaged 14.5 points and 5.5 assists while sparking the club to a 7-4 regular season mark upon her arrival...she was named all-league honorable mention.

2009-10: January played with Tarsus in the Turkish League.

COLLEGE

The 2008 and 2009 Pac-10 Defensive Player of the Year, she was a First Team All-Pac 10 selection in 2009 and an honorable mention All-America pick as a junior and senior...she ended her career as Arizona State's all-time leader in assists (538) and free throw percentage (.830)...she was also among the Sun Devils' all-time leaders in steals (second, 272), free throws (second, 401), 3-point field goal percentage (fourth, .399), 3-point field goals (fifth, 132) and scoring (seventh, 1,317 points)...in 2008-09, she set the school's single-season record for 3-pt field goals (65)...she is the only player in school history to lead the team in steals and assists four straight years.

2008-09: Ranked second in the nation in 3-point FG pct. (.469) and 12th in assist-to-turnover ratio (2.1-to-1), January led the Pac-10 in assists (4.7), 3-point FG percentage (.469) and assist-to-turnover ratio...she was second in steals (2.3) and fourth in FT pct. (.840)...she averaged 13.8 points, 5.8 assists and 1.5 steals in ASU's four NCAA Tournament games...she scored a career-best 25 points and tied a school record with seven 3-pointers in ASU's 73-59 win at UC Davis, 12/3...she nearly posted a double-double with 10 points, nine assists and two steals in ASU's NCAA first-round win over Georgia...she matched her scoring high in an NCAA Tournament game with 22 points to go along with five assists, two steals and a block in ASU's 84-69 win over Texas A&M in the Trenton Regional semifinal, 3/29.

2007-08: She was selected an All-Pac-10 All-Academic Honorable Mention...she finished the season ranked first in the Pac-10 in free throw percentage (.864) and steals (2.18) while ranking third in assists (4.39), fifth in assist-to-turnover ratio and 15th in scoring (11.3)...she scored in double figures 23 times, including a 22-point performance against Texas, 12/22... she averaged 13.8 points while connecting on 55.2 percent of her shots (16-29), including 54.5 percent from beyond the arc (6-of-11), and 85 percent of her free throws (17-of-20) in ASU's four Pac-10 and NCAA Tournament contests.

January scored in double digits in 5 of 10 playoff games in 2009, and averaged 12 points per game in the WNBA Finals.

#20 BRIANN JANUARY

2006-07: An honorable mention All-Pac-10 selection, she finished third in the league in steals (2.1), fourth in assists (4.0), fourth in assist-to-turnover ratio (1.67-to-1) and sixth in free throw percentage (81.7)...she also earned Pac-10 Honorable Mention Academic honors...a starter in 34 games, she led ASU in assists and steals and was second in scoring (10.2) and free throw percentage...in the postseason, she averaged 14.0 ppg while connecting on 26-of-28 FGs (.929) and 10-of-19 3-pt FGs (.526) in the Pac-10 and NCAA Tournaments...she posted season-best numbers in points (22) and steals (6) in ASU's 80-69 win over UCLA, 2/18.

2005-06: She was named to the Pac-10's All-Freshman Team after a season in which she led ASU in assists (86) and steals (46)...her 86 assists represented the second-highest total ever for a Sun Devil freshman...she had one or zero turnovers 13 times...she turned in an outstanding effort in ASU's 62-59 upset of No. 11 Stanford, 2/16, leading the team with a season-best 13 points to go with six assists and four steals.

PERSONAL

Full name is Briann Jolie January...she majored in Education and Society at ASU...her father Barry is a karate instructor and her mother, Sally, is a teacher...she has a younger sister, Kiara (19)...Briann holds a black belt in karate...a 2005 graduate of Lewis and Clark High School in Spokane, Wash., she earned first-team all-state honors from both the AP and the *Seattle Times* as a senior...she earned WBCA High School All-America honors in 2005, in addition to being a four-time, first-team All-Greater Spokane League honoree...she led Lewis and Clark to a 25-3 record and an appearance in the state semifinals as a senior, averaging 13 points a game in her final season...she was named the team MVP in each of her four seasons...she earned second-team all-state honors as a junior in 2004 and was a 2002 BCI All-American as a freshman...a four-year letterwinner in both basketball and track and field, she captained the basketball team all four seasons and served as a team captain in track and field as a senior...she won the state high jump title in 2004, with her personal best in the high jump being 5'8"...she played club basketball for the Spokane Stars.

JANUARY'S STATISTICS

REGULAR SEASON

YR/TEAM	G-GS	MIN	FGM-A	PCT	3FGM-A	PCT	FTM-A	PCT	OR	DR	TR	AVG	AST	PF-DQ	ST	TO	BKS	PTS	AVG
2009 IND	33-4	683	64-192	.333	25-87	.287	74-87	.851	23	40	63	1.9	77	78-1	36	57	3	227	6.9
2010 IND	30-7	657	65-175	.371	21-59	.356	71-86	.826	20	39	59	2.0	94	75-0	37	68	4	222	7.4
2011 IND	10-10	286	25-70	.357	7-22	.318	29-35	.829	5	9	14	1.4	50	33-0	15	33	0	86	8.6
WNBA (3)	73-21	1626	154-437	.352	53-168	.315	174-208	.837	48	88	136	1.9	221	186-1	88	158	7	535	7.3

PLAYOFFS

YR/TEAM	G-GS	MIN	FGM-A	PCT	3FGM-A	PCT	FTM-A	PCT	OR	DR	TR	AVG	AST	PF-DQ	ST	TO	BKS	PTS	AVG
2009 IND	10-0	228	30-78	.385	12-29	.414	34-40	.850	7	17	24	2.4	30	23-0	4	13	0	106	10.6
2010 IND	3-0	59	5-16	.313	1-5	.200	9-10	.900	1	3	4	1.3	6	6-0	1	8	0	20	6.7
2011 IND	DID NOT DRESS, INJURED																		
WNBA (2)	13-0	287	35-94	.372	13-34	.382	43-50	.860	8	20	28	2.2	36	29-0	5	21	0	126	9.7

JANUARY'S CAREER HIGHS

Regular Season

MIN:.....42, at DET, ot, 9/4/09
 FGM:.....6, vs. PHO, 8/13/10
 FGA:.....13, at DET, ot, 9/4/09
 3-pt FGM:.....3, vs. CHI, 7/27/10
vs. LA, 7/22/10
vs. WAS, 9/6/09
 3-pt FGA:.....8, at DET, ot, 9/4/09
 FTM:.....14, at WAS, 7/24/10
 FTA:.....15, at WAS, 7/24/10
 OR:.....3, vs. WAS, 7/30/10
vs. ATL, 6/19/10
 DR:.....4, vs. CON, 6/25/11
vs. TUL, 7/8/10
 TR:.....6, vs. TUL, 7/8/10
 AST:.....10, vs. TUL, 6/14/11
 ST:.....4, vs. CHI, 6/4/11
 BKS:.....1, five times
(most recent: vs. PHO, 8/13/10)
 PTS:.....19, at WAS, 7/24/10

Playoffs

MIN:.....27:10, at PHO, ot, 9/29/09
 FGM:.....5, at PHO, 10/1/09
vs. PHO, 10/4/09
 FGA:.....10, at PHO, ot, 9/29/09
 3-pt FGM:.....3, at PHO, 10/1/09
vs. PHO, 10/4/09
 3-pt FGA:.....4, six times
(most recent: vs. PHO, 10/7/09)
 FTM:.....8, at WAS, 9/17/09
 FTA:.....8, at WAS, 9/17/09
vs. PHO, 10/7/09
 OR:.....2, vs. WAS, ot, 9/19/09
 DR:.....4, at DET, 9/23/09
 TR:.....5, 15 DET, 9/23/09
 AST:.....7, at PHO, ot, 9/29/09
 ST:.....2, at WAS, 9/17/09
 BKS:.....0
 PTS:.....17, vs. PHO, 10/4/09



A black belt in karate, January was pictured on the cover of a 2008-09 college hoops preview issue of *Sports Illustrated*.

#2 ERLANA LARKINS

**Position:** Forward**WNBA Years:** 2**Height:** 6-1**Weight:** 205**Born:** April 2, 1986 in West Palm Beach, Fla.**High School:** The Benjamin School (North Palm Beach, Fla.)**College:** North Carolina '08**Drafted:** By New York, first round, 2008 WNBA Draft (14th overall)**Acquired:** Signed as a free agent, 3/14/12

Seeking rebounding entering the 2012 season, Indiana signed Erlana Larkins to a free agent contract in March. The former North Carolina star and first-round pick by New York was waived by the Liberty in 2010 and again by the Phoenix Mercury in 2011.

PRO - WNBA

2011: Larkins signed a training camp contract with the Mercury, but was waived prior to the regular season.

2010: She was waived by the Liberty in training camp.

2009: Larkins appeared in 18 games for the Liberty...she led the team in rebounds twice, grabbing a season-high six boards at San Antonio, 6/13, and against Indiana, 9/8...she posted averages of 2.4 points and 1.7 rebounds, during 7.6 minutes per game.

2008: Larkins appeared in 27 games for the New York Liberty, leading the team in scoring once and rebounding twice...she scored in double figures four times, and collected five or more rebounds six times...she averaged 4.8 points and 2.7 rebounds per game...a career scoring high of 13 points occurred twice within the same week...she netted 13 against San Antonio, 9/9, and against Detroit, 9/14.

PLAYOFFS

2008: Larkins played in all six Liberty playoff games during the Eastern Conference semifinals and finals...playing 14.5 minutes per game, she averaged 4.3 points and 4.8 boards...she had a high of nine points at Detroit, 9/29, in Game 3 of the conference finals...she posted a high of seven rebounds in Game 1 against Detroit, 9/26.

PRO - OVERSEAS

2011-12: Larkins played beside Fever teammate Shavonte Zellous with Mersin in the Turkish League...she averaged 10.5 points and 10.9 rebounds per game in 21 contests...she finished second in the league in rebounding...it was Larkins' third straight season with Mersin.

2010-11: She averaged 11.9 points and 10.2 rebounds through 22 Turkish League games with Mersin.

2009-10: With Mersin in the Turkish League, she averaged 11.4 points and 8.7 rebounds through 18 games

2008-09: Playing for Samsun in the Turkish League, she averaged 14.5 points and 12 rebounds in 20 games.

INTERNATIONAL

Larkins was a gold medalist with 2007 USA Basketball Women's Pan Am Games Team (Rio de Janeiro, Brazil)...she played with the 2006 USA Basketball Under 20 Women's National team at the FIBA Americas Championship (Mexico City)...she represented the U.S. at the 2005 FIBA Women's U19 World Championship (Tunisia)...she was part of the 2004 USA Basketball Junior World Championship qualifying team (Puerto Rico).

COLLEGE

At the University of North Carolina, Larkins holds career averages of 13.7 points and 8.3 rebounds per game, while shooting 57.1-percent from the floor...she became the 7th player in ACC history with 1,000 points, 1,000 rebounds, 300 assists, 200 steals and 100 blocks in a career...

2007-08: She was a 2008 State Farm All-American, USBWA All-American, AP All-America Second Team, ESPN.com All-America Second Team, All-ACC First Team, and was named the ACC Tournament MVP.

2006-07: As a junior, she was named AP All-America Third Team, All-ACC First Team and to preseason watch lists for the Wooden, Wade and Naismith awards.

2005-06: Larkins was named to NCAA Final Four All-Tournament Team, AP All-America honorable mention, Kodak All-America region finalist, All-ACC first team and All-ACC Tournament first team.

2004-05: A part of the Tar Heels' ACC Tournament champions, she was named to All-ACC Second Team, All-ACC Freshman Team, All-ACC Tournament Second Team and selected to the ESPN.com Preseason All-Freshman team.

PERSONAL

Erlana La'Nay Larkins was born in West Palm Beach, Fla...she is the daughter of Victoria and Earl Larkins...she majored in sociology and Afro American studies at North Carolina...she prepped at The Benjamin School in North Palm Beach, Fla.

Larkins was a teammate in Turkey with Shavonte Zellous; she was a teammate at UNC with La'Tangela Atkinson.

#2 ERLANA LARKINS

LARKINS' STATISTICS

REGULAR SEASON

YR/TEAM	G-GS	MIN	FGM-A	PCT	3FGM-A	PCT	FTM-A	PCT	OR	DR	TR	AVG	AST	PF-DQ	ST	TO	BKS	PTS	AVG
2008 NYL	27-0	335	48-94	.511	0-0	.000	33-56	.589	38	35	73	2.7	18	54-0	10	35	7	129	4.8
2009 NYL	18-0	137	14-33	.424	0-0	.000	16-23	.696	11	20	31	1.7	8	19-0	9	16	4	44	2.4
WNBA (2)	45-0	471	62-127	.488	0-0	.000	49-79	.620	49	55	104	2.3	26	73-0	19	51	11	173	3.8

PLAYOFFS

YR/TEAM	G-GS	MIN	FGM-A	PCT	3FGM-A	PCT	FTM-A	PCT	OR	DR	TR	AVG	AST	PF-DQ	ST	TO	BKS	PTS	AVG
2008 NYL	6-0	87	11-24	.458	0-0	.000	4-10	.400	12	17	29	4.8	1	12-0	3	8	1	26	4.3

LARKINS' CAREER HIGHS

REGULAR SEASON

MIN: 27, vs. DET, 9/14/08
 FGM: 6, vs. SA, 9/9/08
 FGA: 9, three times
 (most recent: at CHI, 9/12/08)
 3-pt FGM: 0
 3-pt FGA: 0
 FTM: 4, at DET, 5/25/08
 FTA: 7, at IND, 9/11/08
 OR: 4, four times
 (most recent: vs. IND, 9/8/09)
 DR: 5, two times
 (most recent: at SA, 6/13/09)
 TR: 7, vs. WAS, 5/22/08
 AST: 2, eight times
 (most recent: vs. IND, 9/8/09)
 ST: 2, four times
 (most recent: vs. WAS, 9/13/09)
 BKS: 1, 11 times
 (most recent: vs. WAS, 9/13/09)
 PTS: 13, vs. DET, 9/29/08
 vs. SA, 9/9/08

PLAYOFFS

MIN: 17, at DET, 9/28/08
 FGM: 4, at DET, 9/29/08
 FGA: 7, at DET, 9/29/08
 3-Pt FGM: 0
 3-Pt FGA: 0
 FTM: 2, vs. CON, 9/18/08
 FTA: 6, at CON, 9/22/08
 OR: 5, vs. DET, 9/26/08
 DR: 4, at CON, 9/22/08
 at CON, 9/20/08
 TR: 7, vs. DET, 9/26/08
 AST: 1, at CON, 9/20/08
 ST: 1, three times
 (most recent: at DET, 9/28/08)
 BKS: 1, at DET, 9/28/08
 PTS: 9, at DET, 9/28/08

#13 ERIN PHILLIPS

**Position:** Guard**WNBA Years:** 4**Height:** 5-8**Weight:** 165**Born:** May 19, 1985 in Carlton, Victoria, Australia**High School:** Seaton (Adelaide, South Australia, Australia)**College:** Did not attend**Drafted:** By Connecticut, second round, 2005 WNBA Draft (21st overall)**Acquired:** From Seattle, along with a 3rd-round draft pick in 2012, in a three-team trade in which the Fever sent a 2nd-round draft pick to Seattle and a 3rd-round draft pick to Washington, 4/29/11

Seasoned by four years in the WNBA and world competition in the Olympics and World Championships, Phillips has emerged as one of the league's top backcourt contributors, capable of playing either guard position...acquired by a three-team trade in April 2011, Phillips joined the Fever to bolster an already deep backcourt...following an injury to Briann January ten games into the season, Phillips assumed Indiana's starting point guard role the rest of the year... after three seasons with the Connecticut Sun, Phillips signed a free agent deal with Seattle on February 9, prior to the trade with Indiana...Indiana fans can revel in the fact that she has always been a Reggie Miller fan, complete with a framed jersey on her wall in Australia!

PRO – WNBA

2011: Phillips played in 31 games, starting 22...her 8.6-point scoring average was the best of her WNBA career...she scored a career-high 21 points twice at Atlanta, 7/19 and 8/30...she tied a career-high eight rebounds at Chicago, 8/7...she played a career-high 37 minutes vs. Washington, 7/9...she ranked eighth in the WNBA with a mark of 42.6 percent (26-of-61) from beyond the 3-point line.

2010: Phillips trained in Australia with the Australian National Team.

2009: She played in 32 of 34 games with Connecticut, starting 18, averaging 8.1 points and tying for the team lead with 43 steals...including 10 of the first 14 games of the season, she scored in double figures 11 times and had a season-best with 19 points at Detroit, 7/5...she corralled 103 rebounds (3.2 rpg), also her best in a single season and she was second on the team with 66 assists...Phillips had a season-high six rebounds four times and collected at least four rebounds 14 times...her six boards vs. Atlanta, 6/14, included a career-best four offensive rebounds...she claimed multiple steals in 12 games...she had a career-best five steals vs. Los Angeles, 7/14, and had four thefts against Atlanta, 6/14...including the season finale vs. Indiana, 9/13, she had a career-high seven assists twice...her steals-to-turnover ratio of 1:1 was tied for eighth in the WNBA.

2008: After training with the Australian National Team, and leading it to a silver medal in the 2008 Olympics in Beijing, she returned to the Connecticut Sun for the final eight games of the WNBA regular season, averaging 5.3 ppg on 13-of-28 shooting overall (.464), 6-of-12 3-point shooting and 9-of-11 (.818) at the free throw stripe...she had 18 points, a career-high eight rebounds and no turnovers in the season finale vs. Washington, 9/13.

2007: She sat out the entire 2007 WNBA season while rehabilitating from a torn ACL in her right knee sustained during a collision with Tully Bevilacqua, in a game between her Adelaide Lightning and the Canberra Capitals, 1/20.

2006: One of only three Connecticut players to appear in every game, she started 13 after Nykesha Sales was forced out of the lineup with a sore Achilles tendon...Phillips averaged 5.4 points, 2.4 assists and 2.1 rebounds in 18.4 minutes per game...she was fourth on the team with 29 steals and tied for second with 80 assists...including a season-high 19 points vs. Washington, she scored in double figures four times in the final 11 games...her 19 points against the Mystics featured four 3-pt FG...though she averaged just over two assists a game, she had four or more assists eight times, with a high of six vs. Chicago, 7/20.

PLAYOFFS

2011: Phillips played and started in all six Fever postseason games...she averaged 6.5 points, 3.0 assists and 2.3 rebounds per game...she hit a game-winning basket with less than a second remaining to defeat New York in Game 1 of the East Semifinals, 9/15.

2008: She played in all three of the Sun's first round games vs. New York, totaling nine points, two rebounds, five assists and just one turnover in 36 total minutes...her six points in Game 1 came on a pair of 3-pointers.

2006: She appeared in all five of the Sun's games, starting once and averaging 6.6 points and 1.4 assists...she started in place of the injured Katie Douglas in Game 1 of the Eastern Conference Finals in Detroit...in that game, she established postseason highs in points (13), field goals made (4), 3-pt FG (3), assists (3) and steals (2)...she tied for second on the team with seven 3-pt FG during the postseason and she shot 53.8 percent from long distance during the playoffs.

PRO – OVERSEAS

2011-12: Phillips returned to Wisla in Poland where she helped the club to another PLKK Championship, averaging 10.2 points and 3.2 assists in 21 Polish contests. Wisla advanced to the EuroLeague final eight, with Phillips averaging 13.3 points and 3.3 assists in 16 EuroLeague contests.

2010-11: A starter in 29 games for Wisla Can-Pack in Krakow, Poland, she helped lead the team to the best regular season record (22-2) and a PLKK Championship by averaging 12.9 points, 4.6 rebounds, 3.9 assists and 2.4 steals per game...she was fourth in the PLKK in assists and ranked second in the league in steals.

2009-10: The third-leading scorer for Lotos Gdynia in Poland, she averaged 10.9 points and shot better than 44 percent (.441) from 3-pt range in 30 games...she was also third on the team in rebounds (5.3 rpg), assists (3.4 apg) and steals (1.6 spg).

Phillips' 8.6-point scoring average in 2011 was the best of her WNBA career.

#13 ERIN PHILLIPS

2008-09: Before leaving the team in December, she averaged 11.6 points, 4.5 rebounds, 5.6 assists and a league-best 2.9 spg in 10 games for Ramat Hasharon Electra in Israel.

2007-08: Playing for Adelaide in Australia's WNBL, she averaged 14.6 points, 3.3 assists, 5.4 rebounds and 1.4 steals per game in 20 appearances.

2006-07: She was named to the WNBL All-Star Five for the third consecutive year in 2006-07 and also received the 2006-07 Good Hands Award...she was named WNBL Player of the Month for November 2006.

2005-06: She was named the team's MVP after leading Adelaide in points (15.7 ppg), steals (1.3 spg) and assists...her 4.9 assists per game not only led the team, but were tops in the WNBL...she was fifth in the league in scoring, eighth in rebounding and ninth in steals.

2004-05: Playing with Adelaide, she scored a career-high 40 points which was the fourth-highest total in Adelaide Lightning franchise history.

INTERNATIONAL

2012: Phillips will represent her country in the 2012 Olympics in London.

2010: In Australia's run to a fifth place finish in the FIBA World Championships in the Czech Republic, Phillips averaged 4.1

points, 2.7 rebounds and 1.3 assists per game...she tied for third on the team with eight steals.

2008: A member of the silver-medal winning Australian team at the 2008 Olympics in Beijing, she accumulated 11 points, nine rebounds and two assists in six appearances in which she averaged 5.3 minutes a game.

2006: She won a gold medal with the Australian National Team at the 2006 FIBA World Championships in Sao Paulo, Brazil...making appearances in seven of the team's eight games, she totaled 16 points, 10 rebounds, nine assists and three steals in 59 minutes.

PERSONAL

Her full name is Erin Victoria Phillips and she has two sisters, Rachel and Amy...she has two nieces, Ashlee and Chloe, and a nephew, Ky...her biggest thrill outside basketball was becoming an aunty...she lists her sports hero as her father, Greg, a former professional Australian Rules Football star who was listed among the 22 greatest players in the 130-year history of the Port Adelaide club during a ceremony in June of 2000...she lists "Wedding Crashers" and "Kill Bill" as her favorite movies...her favorite food is mom's cooking and sushi...she would like to become a boundary commentator for Australian Rules Football someday...she loves animals, music, playing the guitar, surfing and being at the beach.



Phillips' 14-foot turnaround jumper over Essence Carson, with 1.5 seconds left on the clock, broke a 72-72 tie to lift Indiana to a Game 1 victory over New York in the 2011 Eastern Conference Semifinals. With her parents in attendance from Australia, it was the first game-winning shot of her career.

Phillips posted 12 games with double-figure scoring during the 2011 season as Indiana's starting point guard.

#13 ERIN PHILLIPS

PHILLIPS' STATISTICS
REGULAR SEASON

YR/TEAM	G-GS	MIN	FGM-A	PCT	3FGM-A	PCT	FTM-A	PCT	OR	DR	TR	AVG	AST	PF-DQ	ST	TO	BKS	PTS	AVG
2006 CON	34-13	626	57-145	.393	24-70	.343	44-50	.880	20	53	73	2.1	80	38-0	29	38	2	182	5.4
2007 CON	DID NOT PLAY, INJURED																		
2008 CON	8-0	86	13-28	.464	6-12	.500	9-11	.818	9	8	17	2.1	3	7-0	4	6	1	41	5.1
2009 CON	32-18	740	86-225	.382	34-116	.293	52-64	.813	30	73	103	3.2	66	52-0	43	43	3	258	8.1
2010 CON	DID NOT PLAY, TRAINING WITH AUSTRALIAN NATIONAL TEAM																		
2011 IND	31-22	689	91-197	.462	26-61	.426	60-72	.833	16	72	88	2.8	74	52-0	30	45	0	268	8.6
WNBA (4)	105-53	2142	247-595	.415	90-259	.347	165-197	.838	75	206	281	2.7	223	149-0	106	132	6	749	7.1

PLAYOFFS

YR/TEAM	G-GS	MIN	FGM-A	PCT	3FGM-A	PCT	FTM-A	PCT	OR	DR	TR	AVG	AST	PF-DQ	ST	TO	BKS	PTS	AVG
2006 CON	5-1	102	10-22	.455	7-13	.538	6-8	.750	1	6	7	1.4	7	10-0	4	6	1	33	6.6
2008 CON	3-0	36	3-11	.273	3-6	.500	0-0	.000	0	2	2	0.7	5	0-0	0	1	1	9	3.0
2011 IND	6-6	160	15-40	.375	0-8	.000	9-11	.818	1	13	14	2.3	18	9-0	9	17	1	39	6.5
WNBA (3)	14-7	298	28-73	.384	10-27	.370	15-19	.789	2	21	23	1.6	30	19-0	13	24	3	81	5.8

PHILLIPS' CAREER HIGHS
REGULAR SEASON

MIN: 36:33, vs. WAS, 7/9/11
 FGM: 9, at ATL, 8/30/11
 FGA: 14, at ATL, 8/30/11
 at ATL, 7/19/11
 3-pt FGM: 4, vs. WAS, 7/25/06
 vs. ATL, 6/27/09
 at DET, 7/5/09
 3-pt FGA: 7, vs. WAS, 7/25/06
 at DET, 7/5/09
 at IND, 7/30/09
 FTM: 7, vs. WAS, 8/21/11
 FTA: 8, vs. WAS, 8/21/11
 OR: 4, vs. ATL, 6/14/09
 DR: 7, at CHI, 8/7/11
 TR: 8, at CHI, 8/7/11
 vs. WAS, 9/13/08
 AST: 7, vs. SAC, 7/22/09
 vs. IND, 9/13/09
 ST: 5, vs. LA, 7/14/09
 BKS: 1, six times
 (most recent: vs. IND, 9/13/09)
 PTS: 21, at ATL, 8/30/11
 at ATL, 7/19/11

PLAYOFFS

MIN: 39, at DET, 8/24/06
 FGM: 4, vs. NY, 9/19/11
 at DET, 8/24/06
 FGA: 9, vs. NY, 9/19/11
 at DET, 8/24/06
 3-pt FGM: 3, at DET, 8/24/06
 3-pt FGA: 6, at DET, 8/24/06
 FTM: 4, vs. NY, 9/19/11
 FTA: 5, vs. NY, 9/19/11
 OR: 1, vs. ATL, 9/27/11
 vs. DET, 8/27/06
 DR: 4, vs. ATL, 9/27/11
 at NY, 9/17/11
 TR: 5, vs. ATL, 9/27/11
 AST: 4, at ATL, 9/25/11
 at NY, 9/17/11
 ST: 5, vs. NY, 9/19/11
 BKS: 1, vs. NY, 9/19/11
 at WAS, 8/18
 PTS: 13, at DET, 8/24/06

With Connecticut in 2006, Phillips played all 34 games alongside current Fever teammate Katie Douglas.

#32 JEANETTE POHLEN

**Position:** Guard**WNBA Years:** 1**Height:** 6-0**Weight:** 171**Born:** May 2, 1989 in Downey, Calif.**High School:** Brea Olinda (Brea, California)**College:** Stanford '11**Drafted:** By Indiana, first round, 2011 WNBA Draft (9th overall)

"The sky's the limit," said Lin Dunn about 2011 top draft pick Jeanette Pohlen...all Pohlen did as a rookie was lead the WNBA in 3-point shooting percentage while appearing in all 34 games...the former Associated Press first-team All-American and the Pac-10 Player of the Year is set to begin her second pro season with Indiana...she guided Stanford to the 2011 NCAA Final Four where it lost in the national semifinal game to eventual champion Texas A&M on what would become her home floor at Bankers Life Fieldhouse...Pohlen and Stanford reached the Final Four in four consecutive seasons...a pair of her fans while at Stanford were student-athlete buddies Andrew Luck and Coby Fleener, each of whom was drafted in May by the Indianapolis Colts.

PRO – WNBA

2011: One of three Fever players to appear in all 34 games, starting two...Pohlen averaged 3.9 points and 1.4 rebounds in 16 minutes per game...she scored a career-high 17 points including 5-of-5 shooting from the 3-point line at Phoenix, 6/19...besides leading the WNBA in 3-point shooting percentage, she broke rookie franchise records of field goal percentage (.471), 3-point field goal percentage (.468), and 3-point field goal percentage in a game (1.000)...she tied a franchise record of playing in 34 games as a rookie.

PLAYOFFS

2011: Pohlen saw action in five of the six Fever postseason games...in 36 total minutes, she scored 10 points...she scored a playoff career-high eight points at New York, 9/17, in the Eastern Conference Semifinals

PRO – OVERSEAS

2011-12: Pohlen averaged 10.1 points through 13 games with Tarsus in the Turkish League.

COLLEGE

2010-11: Named the Pac-10 Player of the Year, she averaged career highs of 14.5 ppg and 4.75 apg while shooting 41.7 percent from 3-pt range...she broke Stanford's single-season record for 3-pt FG made with 96 and became the 32nd player in Stanford history to score 1,000 career points against Fresno State, 12/21...she finished her career with 1,453 points, 16th on Stanford's career list...she was named to the Associated Press All-America First Team and was also named to the John R. Wooden and USBWA All-America Teams...she was named Pac-10 Player of the Week on January 3...she passed out a career-high 12 assists to go with 21 points against USC...she scored 20 or more points on five occasions, including a career-best 31 points on 8-of-15 FG with five 3-pointers and 10-of-10 FTs vs. Connecticut, 12/30...in her best game of the 2011 NCAA tournament, she scored 17 points with five assists in the West Regional final vs. Gonzaga, 3/28.

2009-10: A starter in 36 of the 37 games she played as a junior, she averaged 9.3 points and 4.64 assists per game and was named to the All-Pac-10 First Team...she had a streak of 92 straight games played and 53 straight starts snapped when she missed a game against Washington, 1/16, due to a sprained right ankle...she posted a double-double with 15 points and a career-high-tying 10 assists at Old Dominion...she scored a season-best 26 points vs. Oregon, 2/16...she scored a game-winning layup as time expired in a Sacramento Regional Final win against Xavier...she scored 11 points in the NCAA Championship game vs. Connecticut.

2008-09: Named to All-Pac-10 Second Team...she earned a spot on the All-West Regional team during the NCAA Tournament...named the Pac-10 Player of the Week on March 9, she was one of three Stanford players to start all 38 games...she averaged 10.7 points, 3.84 assists and led the team by playing 31.9 minutes a game...she scored in double figures 23 times in 38 appearances and scored a season-high 21 points in a win over Arizona, 3/5.

2007-08: Named Pac-10 All-Freshman honorable mention, she saw action in all 39 games during the season and averaged 4.6 points with 2.9 rebounds per game while shooting 43.0 percent from the field...she opened her college career by scoring 15 points in a win over Yale, 11/9.

Boasting the WNBA's top 3FG% as a rookie, Pohlen broke Stanford's single-season record for 3FGs just months earlier.

#32 JEANETTE POHLEN

INTERNATIONAL

A member of the gold medal-winning U.S. team in the 2009 World University Games in Belgrade, Serbia, Pohlen started six of the seven games...she averaged 5.0 points and 3.0 assists as part of a team-high 23.0 minutes per game.

PERSONAL

Born in Downey, Calif, she has an uncle that played football at Notre Dame...her great-uncle, Neil, is in the Texas A&M Basketball Hall of Fame...her grandfather and great grandfather both played basketball at Purdue...she has two older brothers, John and Tom...when she is finished playing basketball, she aspires to be a sports broadcaster...in addition to being named the Gatorade Player of the Year in California as a high school senior,

she was also the state's Miss Basketball...she was named to California's All-State team in each of her four years...a McDonald's All-American, she also received similar awards from EA Sports, Max Preps, Parade, SLAM and the WBCA...she was named a high school All-American as a junior by Scout Magazine...while being named All-CIF DIIA Southern Section Player (or Co-Player), of the Year in 2005 through 2007, she was also named the Orange County Player of the Year each of those seasons...for her efforts in the classroom, she was a four-time Century League Scholar-Athlete...a four-year letterwinner and two-time captain at Brea Olinda High School in Brea, Calif., she holds school records for career points (2,196) and rebounds (1,140)...she also holds five school single-season records as well as a pair of single-game records.

POHLEN'S STATISTICS

REGULAR SEASON

YR/TEAM	G-GS	MIN	FGM-A	PCT	3FGM-A	PCT	FTM-A	PCT	OR	DR	TR	AVG	AST	PF-DQ	ST	TO	BKS	PTS	AVG
2011 IND	34-2	539	48-102	.471	29-62	.468	13-15	.867	10	37	47	1.4	33	32-0	13	21	4	138	4.1

PLAYOFFS

YR/TEAM	G-GS	MIN	FGM-A	PCT	3FGM-A	PCT	FTM-A	PCT	OR	DR	TR	AVG	AST	PF-DQ	ST	TO	BKS	PTS	AVG
2011 IND	5-0	35	4-8	.500	2-4	.500	0-0	.000	2	2	4	0.8	3	5-0	1	1	0	10	2.0

POHLEN'S CAREER HIGHS

REGULAR SEASON

MIN: 39:22, at PHO, 6/19/11
 FGM: 5, at NY, 6/11/11
 5, at PHO, 6/19/11
 FGA: 7, at NY, 6/11/11
 5, at PHO, 6/19/11
 3-pt FGM: 5, at PHO, 6/19/11
 3-pt FGA: 5, at PHO, 6/19/11
 FTM: 4, at TUL, 8/5/11
 FTA: 5, at TUL, 8/5/11
 OR: 2, vs. SEA, 7/5/11
 2, at CON, 9/2/11
 DR: 6, at CON, 7/28/11
 6, at CON, 9/2/11
 TR: 8, at CON, 9/2/11
 AST: 4, at CON, 7/17/11
 ST: 2, vs. MIN, 7/15/11
 2, vs. Chicago, 7/21/11
 2, at TUL, 8/5/11
 BKS: 2, at SEA, 6/17/11
 PTS: 17, at PHO, 6/19/11

PLAYOFFS

MIN: 10:09, at NY, 9/17/09
 FGM: 3, at NY, 9/17/09
 FGA: 3, at NY, 9/17/09
 3-pt FGM: 2, at NY, 9/17/09
 3-pt FGA: 2, at NY, 9/17/09
 FTM: 0
 FTA: 0
 OR: 1, vs. ATL, 9/27/11
 at ATL, 9/25/11
 DR: 2, vs. ATL, 9/27/11
 TR: 3, vs. ATL, 9/27/11
 AST: 1, vs. ATL, 9/27/11
 at NY, 9/17/11
 vs. NY, 9/15/11
 ST: 1, vs. ATL, 9/27/11
 BKS: 0
 PTS: 8, at NY, 9/17/09

In an overtime loss last season at Phoenix, Pohlen was 5-for-5 from behind the arc.

#8 TAMMY SUTTON-BROWN

**Position:** Center**WNBA Years:** 11**Height:** 6-4**Weight:** 199**Born:** January 27, 1978 in Markham, Ontario, Canada**High School:** Markham District (Markham, Ontario, Canada)**College:** Rutgers '01**Drafted:** By Charlotte, second round, 2001 WNBA Draft (18th overall)**Acquired:** Signed as a free agent, 3/23/07

One of three returning Fever starters from the 2009, 2010 and 2011 Fever playoff squads, Sutton-Brown enters the 2012 season as one of the league's most athletic and accomplished centers...she was selected to her second All-Star Game in 2007 and ranks among the league's all-time leaders in rebounds (13th, 1,917) and blocks (5th, 528)...she has averaged 9.4 points and 5.1 rebounds in five full seasons with Indiana...before joining the Fever, she spent her entire WNBA career in Charlotte, where she averaged 9.5 points, 5.6 rebounds and 1.49 blocks while shooting 48.5 percent from the field in six seasons...she has started all but 24 out of 355 games in her career...she scored the 2,000th point of her WNBA career in 2007, and became one of six players in league history with 2,000 career points and 300 career blocked shots...reaching the 400-block plateau in 2009, Sutton-Brown became the fifth player in WNBA history with 3,000 points, 1,500 rebounds and 400 blocks (Margo Dydek, Lisa Leslie, Lauren Jackson, Katie Smith) in 2010...she is one of seven players to eclipse 1,000 career points in a Fever uniform.

Off the court, Sutton-Brown launched a children's book in August 2011, featuring characters Cree and Scooter whose eventual series will feature travels around the world that reflect some of Sutton-Brown's own globetrotting experiences.

PRO - WNBA

2011: One of three Fever players to see action in all 34 games, she started in 26 averaging 5.5 points and 3.1 rebounds per contest...she scored in double figures three times including a season-high 15 points vs. Washington, 9/7...she had a career high five steals at Chicago, 9/4...she posted a season-high five blocked shots vs. Chicago, 6/4 and vs. Washington, 9/7.

2010: Sutton-Brown started in all 34 games, averaging 8.1 points, 5.1 rebounds and 1.6 blocks per contest...she scored a season-high 18 points in consecutive games of a West Coast road trip, at Phoenix, 8/8 and at Los Angeles, 8/10...she had 10 games with double-figure scoring...she posted a season-high 10 rebounds in a win at Chicago, 7/6...she tied a career high with 10 free throws made in an overtime loss to Minnesota, 8/22.

2009: Sutton-Brown started in 25 of 27 games, averaging 9.9 points, 5.9 rebounds and 1.5 blocks per game...she won Eastern Conference Player of the Week honors for the week of 6/29-7/5, averaging 18 points, 11.5 rebounds and 3.0 blocks...against Connecticut, 7/2, she had 14 points and season-highs of 14 rebounds and five blocks...she scored a season-high 22 points on two occasions - vs. Atlanta, 7/5, and vs. Chicago, 7/15...she tied Ebony Hoffman for second on the team in double-doubles with three...she was third on the team in field goal percentage...Sutton-Brown was fifth in the WNBA in blocks per game.

2008: Sutton-Brown averaged 11.8 points, 6.3 rebounds and 1.7 blocks per game while starting all 33 games in which she

appeared...she scored in double figures 20 times with three games of 20 points or more...she eclipsed her previous career high with 23 points in a 3OT loss at New York, 6/26...she later established a new career scoring high with 26 points on the final day of the regular season against Phoenix, 9/14...she posted a career-high 15 rebounds in the 3OT game at New York, 6/26, and had five double-doubles overall...she set a new single-season franchise record with 57 blocked shots.

2007: Sutton-Brown finished the season averaging 12.0 points, 5.4 rebounds and 1.4 blocks per game...she started 33 of 34 games and was selected to the WNBA All-Star Game for the first time in her career...she had multiple steals nine times in 2007...through the first 18 games of the season, she was the league's best shooter from the field, having made 56.4 percent of her shots...she finished ninth in the league with a mark of 48.5 percent...she scored 10+ points in 22 of 30 games, more than any other player on the team...she was fifth in the league with an average of 1.40 bpg...she had three or more blocked shots seven times...she played, but did not start in the Fever's opening game only because of a return from Turkey one day earlier.

2006: Sutton-Brown averaged 11.2 ppg along with a team-best 5.9 rpg and 1.83 bpg, while shooting .488 percent from the field in 30 games...she finished the season ranked second in the WNBA in blocked shots...she rejected two or more shots 18 times...she blocked a season-high five shots against Indiana, 6/9...she tied her career high with 22 points on 8-14 FG vs. Minnesota, 7/25...she led the team in scoring on seven occasions and finished with 19 games in double-figures...she posted six straight games in double figures from 7/14 to 7/22...she recorded three double-doubles...she grabbed the 1,000th rebound of her career vs. Sacramento, 7/1...she collected a season-high 12 rebounds at Detroit, 7/19...she missed two games with a right knee bruise and two games due to lower back spasms.

2005: She averaged 9.4 ppg, 5.3 rpg and 1.09 bpg while shooting 50.9 percent from the field...she led the team and finished ranked among WNBA league leaders in field goal percentage (sixth), blocks (11th) and rebounds (19th)...she recorded her 200th career block at San Antonio, 6/2, becoming the 10th woman in WNBA history to reach that plateau...she played a career-high 40 minutes vs. New York, 8/12.

2004: She averaged 9.6 ppg, 6.2 rpg and 2.09 bpg and finished the season second in the league in blocks and 12th in rebounds...she grabbed a career-high 13 rebounds and recorded her 1,000th career point vs. Indiana, 6/26...she tied her career high with 22 points vs. Connecticut, 9/15...she posted a career-high and franchise-high six blocked shots vs. the Fever, 7/28...her 71 blocked shots set a single-season franchise record.

2003: She averaged 8.4 ppg, 5.9 rpg and 25.4 mpg...she led the team in scoring three times and in rebounding 16 times.

Sutton Brown became just the fifth player in WNBA history with 3,000 points, 1,500 rebounds and 400 blocked shots.

#8 TAMMY SUTTON-BROWN

2002: She was named to the Eastern Conference All-Star Team...she set career highs with 22 points and 10 FGM vs. Orlando, 7/17...she finished the season ranked fourth in the WNBA with a mark of 53.1 percent from the field and she was 15th in the WNBA with 6.0 rpg.

2001: As a rookie, she played in 29 of 32 games, starting the last 21...the Sting was 17-4 with her in the starting lineup...she ranked third among WNBA rookies with a field goal percentage of .490 and was third with 1.34 bpg, third with 4.4 rpg and tied for 10th with 6.8 ppg...she ranked 10th overall in the WNBA in blocked shots...she became the second Canadian to play in the WNBA (Charlotte's Kelly Boucher, 1998)...in her second start of the season, 6/29, she posted her first career double-double with then-career highs of 20 points and 10 rebounds.

PLAYOFFS

Starting 39 of 40 career postseason games, she has averaged 9.8 points, 5.0 rebounds and 1.4 blocked shots per game...her career scoring high in the playoffs was a 22-point effort in the deciding fifth game of the 2009 WNBA Finals...she has twice reached the WNBA Finals (with Charlotte in 2001 and Indiana in 2009), and has made eight appearances in the playoffs overall.

2011: Sutton-Brown started in all six Fever postseason games averaging 9.5 points and 6.8 rebounds...her three assists vs. Atlanta, 9/25 were a playoff career high...she had a playoff career-high five offensive rebounds vs. Atlanta, 9/27... she scored 11 points and had nine rebounds in Game 3 of the East Finals vs. Atlanta, 9/27.

2010: In a three-game series with the New York Liberty, Sutton-Brown averaged 9.7 points and 4.3 rebounds...she had 10 points in a Game 1 loss, followed by 14 in a Game 2 win.

2009: Sutton-Brown made her third straight WNBA Playoffs appearance with Indiana...she started all 10 games and averaged 9.9 points, 4.6 rebounds and 1.4 blocks per game...she was third on the team in field goal percentage and matched Tamika Catchings for the Fever lead with 14 blocks...Sutton-Brown was fifth among WNBA playoff leaders in blocks per game...in Game 5 of the WNBA Finals at Phoenix, 10/9, she had a career playoff-high 22 points on 8-of-13 shooting...she averaged 15.2 points and 5.2 rebounds in the WNBA Finals...she scored in double figures in 8 of 10 playoff games.

2008: Sutton-Brown averaged 14.7 points and 5.3 rebounds during a three-game playoff series with Detroit...it was the highest playoff scoring average of her career...she posted a career playoff high 19 points in an overtime win in Game 2 of the series, 9/21, then scored a Fever-high 20 points in a Game 3 loss, 9/23...she made 20-of-21 free throws in the series.

2007: Sutton-Brown averaged 7.0 ppg and 4.7 rpg during a playoff run that ended in the Eastern Conference Finals...she posted career playoff highs in virtually every category, including a 17-point, 10-rebound double-double in Game 3 of the Eastern Finals at Detroit, 9/3...her six blocked shots against the Shock, 8/31, was one shy of the WNBA Playoffs record.

2003: She appeared in both of Charlotte's postseason games vs. Connecticut, one as a starter and one off the bench...in those two games, she totaled four points and six rebounds in 32 minutes.

2002: In two games, she totaled 15 points and 12 rebounds...she shot 7-14 from the floor.

2001: Helping lead the Sting to their first-ever appearance in the WNBA Finals, she started all eight playoff games and averaged 7.5 ppg and 3.3 rpg...in Game 2 of the WNBA Finals, she was the only Charlotte player to score in double figures with 12 points on 5-9 FG and 2-3 FT...she also blocked four shots in

that game, which is tied for second most in WNBA Finals history...in Game 3 of the first-round series with Cleveland, she was 6-6 from the floor.

PRO - OVERSEAS

2010-11: Sutton-Brown played the final half of the Turkish season with Fenerbahce, helping her club to a fifth consecutive Turkish League crown.

2009-10: Sutton-Brown completed her fourth straight season with Fenerbahce in the Turkish League.

2008-09: She led Fenerbahce to the Turkish League's best record (17-3) and a third consecutive TBBL championship by averaging 12.5 ppg and 6.0 rpg in 24 regular season games...she was fifth in the Turkish League with an average of 1.2 blocks per game...in 15 EuroLeague games, she averaged 13.8 ppg, 6.0 rpg and 1.1 bpg while shooting 55.9 percent from the floor and 73.8 percent from the foul line.

2007-08: Playing for Fenerbahce in Istanbul, Turkey, she averaged 14.8 points, 8.3 rebounds and 1.4 blocked shots per game in 18 appearances...she shot better than 56 percent (.565) from the field and nearly 70 percent (.698) from the foul line while helping Fenerbahce to a second straight Turkish title.

2006-07: In 16 EuroLeague contests, Sutton-Brown averaged 11.9 ppg and paced Fenerbahce in Turkey with 7.4 rpg...in its first season in EuroLeague competition, Fenerbahce battled EuroLeague runner-up Ros Casares to overtime in a best-of-three deciding game, but was eliminated by the Spanish power just one game from the EuroLeague Final Four...Fenerbahce finished the TBBL regular season with a 20-2 record and eventually won the TBBL championship.

2005-06: Playing for Dynamo Moscow, she averaged 9.1 ppg, 6.0 rpg and 1.3 bpg in 33 Russian Superleague games...in 14 EuroLeague games, she averaged 9.4 ppg, 7.4 rpg, 1.0 spg and was second in the league with an average of 1.9 bpg.

2004-05: She played for VBM-SGAU Samara in the Russian Superleague, where she averaged 7.1 ppg, 4.1 rpg and 1.5 bpg in nine league games...in EuroLeague competition, she averaged 1.6 ppg, 2.4 rpg, 2.4 spg and 1.0 bpg in seven outings...she also played one EuroCup game for USK Blex Praha of the Czech Republic, scoring 10 points with five rebounds, two assists, three steals and three blocked shots.

2003-04: She played for the Kumho Life Falcons in the Women's Korean Basketball League in Korea.

2002-03: She played for VBM-SGAU Samara in the Russian Superleague.

2001-02: She played for Kumho Life Falcons of the WKBL.

INTERNATIONAL

A member of the 2000 Canadian Olympic team, she averaged 10.3 ppg and 7.3 rpg in Sydney in 2004...she also played with the Canadian Junior National Team in high school.

COLLEGE

A member of the first Scarlet Knights team (1999-00) ever to reach the NCAA Women's Final Four, she ranks third in Rutgers' history with a .574 field goal percentage, fourth with 148 blocked shots and tied for first with 130 games played...she finished her college career ranked eighth on Rutgers career charts with 304 free throws made, 12th with 685 rebounds and 16th with 1,246 points.

1999-00: As a senior, she was named to the All-Big East Third Team after leading the Scarlet Knights in scoring (12.0 ppg), field goal percentage and blocks...she ranked third on the team in rebounds while advancing to the Final Four.

Cree & Scooter hit the slopes in British Columbia in Sutton-Brown's first book. Next, they visit the Great Wall of China.

#8 TAMMY SUTTON-BROWN

1998-99: Named Rutgers' Most Improved Player for the third straight season, she led the team in field goal percentage (.517) and blocks and ranked third in scoring (9.2 ppg) and rebounding (5.1) as a junior...she was named to the Big East All-Tournament Team after scoring 39 points and grabbing 17 rebounds in three games.


1997-98: As a sophomore, she shot over 67 percent (.673) from the floor and ranked second in the Big East in field goal percentage; setting a school single-season field goal percentage record in the process...she was named Big East Player of the Week twice and at the end of the season was named to the All-Big East Third Team.

1996-97: As a freshman, she led the team in field goal percentage (.541) and blocks and was the team's third-leading rebounder (4.9 rpg).

PERSONAL

Sutton-Brown is the daughter of Jean and Monroe Sutton-Brown...she operates a charitable foundation in her hometown

near Toronto and conducts basketball clinics each fall...she introduced a children's book in late August 2011 entitled, "Cree and Scooter Hit the Slopes in British Columbia"...it is intended as the first of a series involving Cree, a small girl who travels the world in her dreams; and Scooter, a chameleon who accompanies her...Sutton-Brown is working on a second book which features a trip to the Great Wall of China...through her foundation, she launched a Day of Pampering during Christmas 2008 in which she offered a massage, spa and other women's pampering opportunities for ladies at a shelter for battered women...she conducted a similar opportunity for local women in Indianapolis in Summer 2009, and held a second annual event in Toronto last December...she was honored with the Harry Jerome Award for Athlete of the Year during her prep career...she led Markham District High School to the regional championship all four years of high school and provincial silver medals in 1992 and 1993...she lists her favorite movie as "The Shawshank Redemption" and her favorite TV show as "The Fresh Prince of Bel-Air"...she lists her favorite food as ribs and her favorite athlete as Serena Williams.



Sutton-Brown's first children's book was launched at an event last summer at The Children's Museum of Indianapolis. Cree, a young girl in the likeness of Tammy, herself, travels the world in her dreams with Scooter, a chameleon, as her trusty sidekick. Sutton-Brown already is preparing a second book in which Cree & Scooter visit the Great Wall of China.



A former member of the Canadian Olympic Team, Sutton-Brown has made WNBA Finals appearances in 2001 & 2009.

#8 TAMMY SUTTON-BROWN

SUTTON-BROWN'S STATISTICS
REGULAR SEASON

YR/TEAM	G-GS	MIN	FGM-A	PCT	3FGM-A	PCT	FTM-A	PCT	OR	DR	TR	AVG	AST	PF-DQ	ST	TO	BKS	PTS	AVG
2001 CHA	29-21	602	72-147	490	0-0	.000	52-72	.722	51	78	129	4.5	11	84-1	21	40	39	196	6.8
2002 CHA	32-29	885	129-243	531	0-0	.000	124-174	.713	76	115	191	6.0	15	125-3	29	49	36	382	11.9
2003 CHA	34-33	864	98-233	421	0-0	.000	90-131	.687	73	128	201	5.9	15	132-2	19	59	50	286	8.4
2004 CHA	34-34	970	106-224	473	0-0	.000	113-162	.698	63	148	211	6.2	15	111-1	31	71	71	325	9.6
2005 CHA	34-33	887	111-218	509	0-0	.000	96-141	.681	64	115	179	5.3	14	138-5	30	69	37	318	9.4
2006 CHA	30-30	802	118-242	488	0-0	.000	99-155	.639	70	106	176	5.9	20	105-2	26	71	55	335	11.2
2007 IND	34-33	860	149-307	485	0-0	.000	111-155	.716	66	118	184	5.4	30	115-1	35	85	47	409	12.0
2008 IND	33-33	956	143-289	495	0-1	.000	103-153	.673	63	145	208	6.3	17	113-2	20	69	57	389	11.8
2009 IND	27-25	680	95-204	466	0-0	.000	76-102	.745	44	114	158	5.9	23	76-2	15	49	40	266	9.9
2010 IND	34-34	875	103-229	450	0-1	.000	70-99	.707	69	105	174	5.1	29	90-0	33	55	55	276	8.1
2011 IND	34-26	645	68-139	489	0-3	.000	52-70	.743	41	65	106	3.1	19	65-0	36	33	41	188	5.5
WNBA (11)	355-331	9026	1192-2475	482	0-5	.000	986-1414	.750	680	1237	1917	5.4	208	1154-19	295	650	528	3370	9.5

PLAYOFFS

YR/TEAM	G-GS	MIN	FGM-A	PCT	3FGM-A	PCT	FTM-A	PCT	OR	DR	TR	AVG	AST	PF-DQ	ST	TO	BKS	PTS	AVG
2001 CHA	8-8	167	25-46	543	0-0	.000	10-14	.714	10	16	26	3.3	4	25-0	1	8	11	60	7.5
2002 CHA	2-2	56	7-14	500	0-0	.000	1-6	.167	4	8	12	6.0	0	6-0	1	7	1	15	7.5
2003 CHA	2-1	32	2-7	286	0-0	.000	0-0	.000	1	5	6	3.0	0	5-0	0	2	3	4	2.0
2007 IND	6-6	123	15-43	349	0-0	.000	12-21	.571	7	21	28	4.7	4	15-0	1	8	12	42	7.0
2008 IND	3-3	93	12-31	387	0-0	.000	20-21	.952	6	10	16	5.3	1	12-0	1	6	4	44	14.7
2009 IND	10-10	311	56-106	528	0-0	.000	31-45	.689	15	41	56	5.6	5	30-0	9	30	14	143	14.3
2010 IND	3-3	90	10-21	476	0-0	.000	9-11	.818	5	8	13	4.3	1	7-0	4	8	2	29	9.7
2011 IND	6-6	172	19-41	463	0-0	.000	19-22	.864	17	24	41	6.8	8	15-0	5	16	11	57	9.5
WNBA (8)	40-39	1044	146-309	472	0-0	.000	102-140	.729	65	133	198	5.0	23	115-0	22	85	58	394	9.8

SUTTON-BROWN'S CAREER HIGHS

REGULAR SEASON

MIN:50, at NY, 3ot, 6/26/08
 FGM:10, vs. ORL, 7/17/02
at NY, 3ot, 6/26/08
 FGA:16, vs. NY, 8/12/05
 3-pt FGM:0
 3-pt FGA:1, four times
 (most recent: vs. ATL, 8/27/11)
 FTM:10, five times
 (most recent: vs. MIN, ot, 8/22/10)
 FTA:12, four times
 (most recent: vs. PHO, 9/14/08)
 OR:7, at WAS, 7/15/04
 DR:12, vs. IND, 6/26/04
 vs. CON, 7/2/09
 TR:15, vs. NY, 6/26/08

AST:5, at CON, 6/29/07
vs. PHO, 8/13/10
 ST:5, vs. ATL, 8/27/11
 BKS:6, at IND, 7/28/04
at WAS, 7/8/08
 PTS:26, vs. PHO, 9/14/08

PLAYOFFS

MIN:37:31, at PHO, ot, 9/29/09
 FGM:8, at PHO, ot, 9/29/09
 at PHO, 10/9/09
 FGA:17, at PHO, ot, 9/29/09
 3-pt FGM:0
 3-pt FGA:0
 FTM:13, at DET, ot, 9/21/08
 FTA:14, at DET, ot, 9/21/08

OR:5, vs. ATL, 9/27/11
 DR:7, at DET, 9/3/07
at PHO, 10/1/09
 TR:10, at DET, 9/3/07
 AST:3, at ATL, 9/25/11
 ST:2, five times
 (most recent: vs. NY, 9/19/11)
 BKS:6, vs. DET, 8/31/07
 PTS:22, at PHO, 10/9/09

Sutton-Brown's career playoff scoring high came in Game 5 of the 2009 WNBA Finals, pacing the Fever with 22 points.

#1 SHAVONTE ZELLOUS

**Position:** Guard**WNBA Years:** 3**Height:** 5-10**Weight:** 155**Born:** August 28, 1986 in Orlando, Fla.**High School:** Jones (Orlando, Fla.)**College:** Pittsburgh '09**Drafted:** By Detroit, first round, 2009 WNBA Draft (11th overall)**Acquired:** From Tulsa, 5/27/10, in exchange for a 2011 second-round draft pick

Beginning her third year in Indiana, Zellous was acquired in a May 27, 2010 trade with the Tulsa Shock...she is an athletic shooting guard with an uncanny ability to get to the free throw line...in her rookie season with Detroit in 2009, Zellous made 155 free throws, second in the WNBA to the Fever's Tamika Catchings (158).

PRO – WNBA

2011: Zellous saw action in 33 games, starting two and averaging 5.5 points and 2.2 rebounds...she scored a season-high 21 points at Washington, 6/21...she had a career-tying high seven rebounds vs. Atlanta, 9/11...she scored 13 points, had five assists, and three rebounds vs. Los Angeles, 7/31.

2010: Zellous played four games with the Tulsa Shock before being traded to Indiana...with the Fever, she appeared in 27 games without a start...she logged 15.5 minutes per game with the Fever, averaging 5.9 points and 2.1 rebounds...her first game with the Fever came against the Shock, ironically, in Tulsa just one day after the trade occurred...in her next three games with the Fever, she netted 10, 23 and 10 points...her season scoring high was 23 against New York, 6/5, in a game that included 10 free throws out of 12 attempts...she scored 16 points against Tulsa, 7/8...she posted season highs of six rebounds and six assists at Connecticut, 8/15.

2009: A member of the WNBA's All-Rookie First Team, she averaged 11.9 ppg for the Detroit Shock and was second in the league with 155 free throws made, behind Tamika Catchings...she started the season's first four games, averaging 7.5 ppg...she then scored in double figures in 23 of the last 30 games and averaged 12.5 ppg in those outings, all off the bench...she scored a season-high 25 points vs. Atlanta, 6/26, and in that game set a franchise record with 17 free throws made...her 19 free throw attempts against the Dream tied for second most in a single game in Shock history...she scored 10+ points in 13 straight games from August 9 to September 9...she scored 20+ points four times, including 20 points in the season finale at Chicago, 9/12...she made at least 10 free throws four times...in her first game off the bench, she scored 13 points against the Fever, 6/21, including a pair of 3-pointers...she averaged 2.0 apg for the season, but handed out nearly three-and-a-half assists a game over the season's final 10 games...she averaged 3.4 apg in that span with at least four assists on five occasions...she had a season-best five assists three times, all of which came in the season's last 10 contests...she was fifth on the team with 27 steals, which was tops among Shock reserves and third-best among all WNBA rookies behind Angel McCoughtry and Briann January.

PLAYOFFS

2011: Zellous saw action in 5 of 6 Fever postseason games and started Game 3 of the East Finals...she averaged 8.6 points and 2.6 rebounds per game...she scored 13 points in 17 minutes at New York, 9/17..

2010: Zellous averaged 4.0 points per game during a three-game conference semifinal series against the New York Liberty.

2009: Zellous helped spark Detroit to the Eastern Conference Finals with a playoff average of 15.6 points per game...her playoff high of 23 points came in Game 1 of the East Finals in Detroit where she hit 10-of-11 free throws.

PRO – OVERSEAS

2011-12: Zellous finished fifth in the Turkish League with 18.7 points per game while playing with Mersin. She averaged 5.4 rebounds and 2.2 assists, and contributed high scoring games of 34 and 31 points.

2010-11: Zellous began the winter playing with TTT-Riga in Latvia, but after 10 games and elimination from EuroLeague competition, she signed with Electra Ramat in Israel...she averaged 15.3 points, 5.8 rebounds and 3.0 assists with TTT-Riga; and 12.3 points, 7.8 rebounds and 4.7 assists with Eletra Ramat.

2009-10: Playing for Besiktas in Istanbul, Turkey, she averaged 15.3 points, 6.0 rebounds, 3.6 assists and 1.2 steals per game in 21 Turkish League games...she tallied 20 or more points four times with a season-best 26 points against Mersin, 4/22...she recorded two double-doubles, including 19 points and a season-high 11 rebounds vs. Ceyhan Bid, 12/13...she notched 14 points and 10 rebounds vs. TED Kayseri, 1/31...she played in six EuroCup games for Besiktas, averaging 17.0 points, 5.0 points and 4.2 assists per game...she scored 20+ points twice, including 22 points vs. Chevakarta, 12/3, and 21 points in the team's EuroCup opener vs. Chevakarta, 11/12.

COLLEGE

An All-Big East First Team honoree in each of her last three seasons at Pittsburgh, she was named the Big East's Most Improved Player in 2007...she was selected to the NCAA Spokane Region All-Tournament Team in 2008...she averaged 22.6 points, 5.7 rebounds, 2.9 assists and 1.1 steals per game as a senior in 2008-09, ranking first on the team and sixth in the nation in scoring...she scored her 2,000th career point against Notre Dame, 2/3/09, becoming just the third player in Pitt women's history and just the fifth Pitt player ever to reach that milestone...she was also just the 13th player in Big East history to have scored 2,000 points.

2012 INDIANA FEVER MEDIA GUIDE
 #1 SHAVONTE ZELLOUS

PERSONAL

The daughter of Tangela Allen, she has one younger brother...she graduated prior to her senior season at Pittsburgh with a bachelor of science degree in administration of justice and pursued a second degree while completing her eligibility.

ZELLOUS' STATISTICS

REGULAR SEASON

YR/TEAM	G-GS	MIN	FGM-A	PCT	3FGM-A	PCT	FTM-A	PCT	OR	DR	TR	AVG	AST	PF-DO	ST	TO	BKS	PTS	AVG
2009 DET	34-4	802	118-297	.397	15-49	.306	155-181	.856	25	81	106	3.1	62	111-3	27	77	17	406	11.9
2010 TUL-IND	31-1	485	52-161	.323	8-35	.229	64-85	.753	15	44	59	1.9	45	62-0	14	35	16	176	5.7
2011 IND	33-2	463	57-130	.438	9-34	.265	58-74	.784	21	59	80	2.4	45	74-1	12	32	15	181	5.5
WNBA (3)	98-7	1750	227-588	.386	32-118	.271	277-340	.815	61	184	245	2.5	152	247-4	53	144	48	763	7.8

PLAYOFFS

YR/TEAM	G-GS	MIN	FGM-A	PCT	3FGM-A	PCT	FTM-A	PCT	OR	DR	TR	AVG	AST	PF-DO	ST	TO	BKS	PTS	AVG
2009 DET	5-0	145	24-68	.353	7-17	.412	23-27	.852	8	17	25	5.0	14	15-0	6	7	3	78	15.6
2010 IND	3-0	31	3-5	.600	0-1	.000	6-7	.857	1	1	2	0.7	2	3-0	0	2	1	12	4.0
2011 IND	5-1	96	15-35	.429	4-10	.400	9-15	.600	3	10	13	2.6	7	14-0	2	6	3	43	8.6
WNBA (3)	13-1	272	42-108	.389	11-28	.393	38-49	.776	12	28	40	3.1	23	32-0	8	15	7	133	10.2

ZELLOUS' CAREER HIGHS

REGULAR SEASON

MIN:.....37, at CHI, 8/9/12/09
 FGM:.....8, vs. CHI, 8/9/09
 FGA:.....20, at CHI, 9/12/09
 3-pt FGM:.....2, five times
 (most recent: vs. MIN, ot, 8/22/10)
 3-pt FGA:.....5, five times
 (most recent: at MIN, 5/23/10)
 FTM:.....17, at ATL, 6/26/09
 FTA:.....19, at ATL, 6/26/09
 OR:.....4, vs. SAC, 6/28/09
 DR:.....7, vs. WAS, 6/10/09
 TR:.....7, vs. ATL, 9/11/11
vs. SA, 8/9/11
vs. WAS, 6/10/09
vs. NY, 9/10/09
 AST:.....6, at CON, 8/15/10
 ST:.....3, at ATL, 6/26/09
at NY, 7/2/09
at IND, 8/25/09
 BKS:.....3, vs. ATL, 9/11/11
at WAS, 6/21/11
vs. TUL, 7/8/10
vs. MIN, ot, 8/22/10
 PTS:.....25, at ATL, 6/26/09

PLAYOFFS

MIN:.....32, vs. IND, 9/23/09
 FGM:.....6, at ATL, 9/18/09
vs. IND, 9/23/09
at IND, 9/25/09
 FGA:.....20, at IND, 9/25/09
 3-pt FGM:.....2, vs. ATL, 9/16/09
at IND, 9/25/09
 3-pt FGA:.....7, at IND, 9/25/09
 FTM:.....10, vs. IND, 9/23/09
 FTA:.....11, vs. IND, 9/23/09
 OR:.....5, at IND, 9/25/09
 DR:.....5, at ATL, 9/25/11
at ATL, 9/18/09
 TR:.....9, at IND, 9/25/09
 AST:.....5, vs. IND, 9/23/09
 ST:.....3, at ATL, 9/18/09
 BKS:.....2, at ATL, 9/25/11
 PTS:.....23, vs. IND, 9/23/09

Zellous' best playoff effort was at Indiana in Game 2 of the 2009 East Finals: 23 points, 9 rebounds, 5 assists.



presented by
Community Health Network

Fever
BASKETBALL.com

2012 INDIANA FEVER MEDIA GUIDE
RECORD BREAKDOWN



2011 Indiana Fever

Seated (l to r): Erin Phillips, Shavonte Zellous, Operations Coordinator Brittany Hollingsworth, Assistant Coach Stephanie White, Head Coach Lin Dunn, Assistant Coach Gary Kloppenburg, Trainer Craig Stull, Briann January, Shannon Bobbitt. **Standing (l to r):** Tamika Catchings, Jeanette Pohlen, Tammy Sutton-Brown, Jessica Davenport, Tangelia Smith, Shyra Ely, Katie Douglas, Strength Coach Emily Novitsky.

	RECORD	HOME	ROAD	OT
All Games	21-13	13-4	8-9	0-1
Eastern	13-9	8-3	5-6	
Western	8-4	5-1	3-3	0-1

By Month	WON	LOST
May	0	0
June	7	3
July	7	3
August	5	4
September	2	3
	70+	<70
Offense	16-10	5-3
Defense	9-12	12-1

	.500+	<.500
vs. Opponent	11-9	9-4

At Start Of	OVERALL	HOME	ROAD
2nd Quarter			
- Ahead:	16-4	10-2	6-2
- Behind:	4-9	2-2	2-7
- Tied:	1-0	1-0	0-0
3rd Quarter			
- Ahead:	16-3	10-1	6-2
- Behind:	5-9	3-2	2-7
- Tied:	0-1	0-1	0-0
4th Quarter			
- Ahead:	17-3	12-1	5-2
- Behind:	4-9	1-2	3-7
- Tied:	0-1	0-1	0-0

By FG%	OVERALL	HOME	ROAD
-44%	7-9	5-2	2-7
45-49%	6-1	4-1	2-0
50-54%	7-3	4-1	3-2
55-59%	1-0	0-0	1-0
+60%	0-0	0-0	0-0

HEAD COACH	RECORD	PERCENTAGE
Lin Dunn	21-13	.618

OVERALL STREAKS

Longest Win:	7
Longest Loss:	3
Last Win:	9/7 vs. WAS, 87-69
Last Loss:	9/11 vs. ATL, 88-93

HOME STREAKS

Longest Win:	6
Longest Loss:	1
Last Win:	9/7 vs. WAS, 87-69
Last Loss:	9/11 vs. ATL, 88-93

ROAD STREAKS

Longest Win:	3
Longest Loss:	3
Last Win:	9/4 at CHI, 88-80
Last Loss:	9/9 at NY, 75-83

HOME ATTENDANCE

17	Games
136,915	Total
8,054	Average
11,521	High

MARGINS	1	2	3	4	5	6	7	8	9	10	11	12	13	14	15	16	17	18	19	20	21	22	23	24	26	28	32	35
Won By:		2	1		2	1		3	1		3	1	1	1		1	1	1		1								
Lost By:	1	1		1	3	1		1		2			1						1							1		1

The Fever was 12-1 in 2011 while holding opponents to 70 points or fewer.

SEVEN CONSECUTIVE WNBA PLAYOFF APPEARANCES
2011 DAY-BY-DAY RESULTS

Date	Opponent	Result	Home	Road	Total	High Scoring	High Rebounds	High Assists	Atten.
JUNE									
4	CHICAGO	W 65-57	1-0	0-0	1-0	Douglas-19	Catchings-9	January-4	8,024
10	NEW YORK	L 80-81	1-1	0-0	1-1	Douglas-27	Catchings-6 Davenport-6 Smith-6	Catchings-3 Phillips-3	7,703
11	at New York	W 86-80	1-1	1-0	2-1	Catchings-19	Davenport-8	Catchings-4 Douglas-4 Phillips-4	7,835
14	TULSA	W 82-74	2-1	1-0	3-1	Douglas-22	Catchings-7 Davenport-7 Douglas-7	January-10	6,024
17	at Seattle	L 54-68	2-1	1-1	3-2	Douglas-11	Catchings-14	January-3	8,178
19	at Phoenix	L 89-93 OT	2-1	1-2	3-3	Davenport-20	Catchings-15	Bobbitt-6	7,701
21	at Washington	W 89-80	2-1	2-2	4-3	Zellous-21	Catchings-6 Davenport-6	January-6 January-9	7,980
25	CONNECTICUT	W 75-70	3-1	2-2	5-3	Catchings-13	Catchings-12	Catchings-5	7,100
26	at Minnesota	W 78-75	3-1	3-2	6-3	Douglas-22	Douglas-8	January-4	7,117
28	PHOENIX	W 91-86	4-1	3-2	7-3	Douglas-26	Sutton-Brown-6	Catchings-7	6,625
JULY									
5	SEATTLE	W 78-61	5-1	3-2	8-3	Davenport-15	Davenport-7	Phillips-6	6,525
9	WASHINGTON	W 68-57	6-1	3-2	9-3	Phillips-14	Catchings-7	Catchings-4	7,056
13	CONNECTICUT	W 90-78	7-1	3-2	10-3	Douglas-20	Catchings-5 Phillips-5	Catchings-7	9,045
15	MINNESOTA	L 70-80	7-2	3-2	10-4	Catchings-22	Catchings-5 Davenport-5	Zellous-4	7,538
17	at Connecticut	L 71-76	7-2	3-3	10-5	Catchings-18	Catchings-15	Phillips-4 Pohlen-4 Smith-4	7,075
19	at Atlanta	L 74-84	7-2	3-4	10-6	Catchings-22	Catchings-8 Douglas-7	Catchings-6 Douglas-7	7,645
21	CHICAGO	W 77-63	8-2	3-4	11-6	Davenport-20	Ely-7	Douglas-7	8,050
28	at Connecticut	W 69-58	8-2	4-4	12-6	Catchings-16	Davenport-10	Bobbitt-5	6,329
29	at Washington	W 61-59	8-2	5-4	13-6	Catchings-16	Catchings-9	Catchings-5	11,587
31	LOS ANGELES	W 98-63	9-2	5-4	14-6	Davenport-16	Catchings-11	Catchings-6	9,256
AUGUST									
5	at Tulsa	W 85-65	9-2	6-4	15-6	Davenport-17	Zellous-5	Phillips-4	5,013
7	at Chicago	L 69-88	9-2	6-5	15-7	Douglas-14	Phillips-8	Catchings-5	5,794
9	SAN ANTONIO	W 81-68	10-2	6-5	16-7	Catchings-21	Davenport-8	Catchings-3 Douglas-3	7,520
13	NEW YORK	W 82-71	11-2	6-5	17-7	Catchings-32	Phillips-6	Phillips-4	9,237
16	at San Antonio	W 65-63	11-2	7-5	18-7	Catchings-26	Bobbitt-6	Catchings-2 Pohlen-2 Zellous-2	6,358
18	at Los Angeles	L 70-75	11-2	7-6	18-8	Catchings-16 Phillips-16	Smith-9	Phillips-5 Smith-5	8,102
21	WASHINGTON	W 83-51	12-2	7-6	19-8	Douglas-15	Catchings-8	Catchings-5	7,935
27	ATLANTA	L 80-86	12-3	7-6	19-9	Catchings-22	Sutton-Brown-6	Douglas-5	9,242
30	at Atlanta	L 90-92	12-3	7-7	19-10	Phillips-21	Catchings-7	Douglas-4	6,467
SEPTEMBER									
2	at Connecticut	L 55-83	12-3	7-8	19-11	Douglas-12	Catchings-8 Pohlen-8	Catchings-5	6,991
4	at Chicago	W 88-80	12-3	8-8	20-11	Catchings-17 Douglas-17	Catchings-7	Catchings-6	6,199
7	WASHINGTON	W 87-69	13-3	8-8	21-11	Douglas-21	Catchings-10	Douglas-5	8,514
9	at New York	L 75-83	13-3	8-9	21-12	Douglas-17	Catchings-6	Bobbitt-7	8,015
11	ATLANTA	L 88-93	13-4	8-9	21-13	Douglas-30	Davenport-9	Bobbitt-6	11,521
<i>Eastern Conference Semifinals</i>									
15	NEW YORK	W 74-72	1-0	0-0	1-0	Douglas-25	Sutton-Brown-7	Bobbitt-3 Phillips-3	7,608
17	at New York	L 72-87	1-0	0-1	1-1	Douglas-20	Catchings-9	Bobbitt-4 Phillips-4	8,508
19	NEW YORK	W 72-62	2-0	0-1	2-1	Douglas-21	Catchings-8	Catchings-4	7,368
<i>Eastern Conference Finals</i>									
22	ATLANTA	W 82-74	3-0	0-1	3-1	Smith-25	Catchings-13	Catchings-3 Douglas-3 Zellous-3	8,253
25	at Atlanta	L 77-94	3-0	0-2	3-2	Douglas-25	Catchings-9	Douglas-6	8,052
27	ATLANTA	L 67-83	3-1	0-2	3-3	Douglas-16	Douglas-9 Sutton-Brown-9	Catchings-3 Phillips-3	9,036

The Fever's largest home attendance in 2011 was in its season finale against Atlanta, 11,521, on Sept. 11.

2012 INDIANA FEVER MEDIA GUIDE
2011 FINAL STATISTICS

REGULAR SEASON (21-13)

PLAYER	G			FIELD GOALS			3-POINT FG			FREE THROWS			REBOUNDS			AST	PF	DO	STL	TO	BLK	PTS	AVG
	GS	MIN	FG	FGA	PCT	FG	FGA	PCT	FT	FTA	PCT	OFF	DEF	TOT									
Catchings	33	33	1040	168	384	.438	32	92	.348	143	162	.883	63	170	233	115	69	0	67	73	30	511	15.5
Douglas	32	32	940	166	357	.465	66	150	.440	47	70	.671	31	95	126	91	48	0	41	65	8	445	13.9
Davenport	34	8	717	145	274	.529	0	3	.000	73	104	.702	50	113	163	17	77	1	27	55	45	363	10.7
Phillips	31	22	689	91	197	.462	26	61	.426	60	72	.833	16	72	88	74	52	0	30	45	0	268	8.6
January	10	10	286	25	70	.357	7	22	.318	29	35	.829	5	9	14	50	33	0	15	33	0	86	8.6
Smith	33	32	711	88	237	.371	32	94	.340	30	34	.882	27	75	102	49	80	2	22	42	16	238	7.2
Sutton-Brown	34	26	645	68	139	.489	0	3	.000	52	70	.743	41	65	106	19	65	0	36	33	41	188	5.5
Zellous	33	2	463	57	130	.438	9	34	.265	58	74	.784	21	59	80	45	74	1	12	32	15	181	5.5
Pohlen	34	2	539	48	102	.471	29	62	.468	13	15	.867	10	37	47	33	32	0	13	21	4	138	4.1
Bobbitt	31	3	439	41	115	.357	17	44	.386	23	30	.767	12	29	41	54	33	0	30	37	0	122	3.9
Ely	33	0	355	39	109	.358	5	24	.208	20	29	.690	19	54	73	9	46	0	6	25	6	103	3.1
FEVER	34	-	6825	936	2114	.443	223	589	.379	548	695	.788	295	778	1073	556	609	4	299	502	165	2643	77.7
OPPONENTS	34	-	6825	925	2182	.424	179	534	.335	481	655	.734	359	776	1135	537	647	1	269	542	134	2510	73.8

PLAYER	SINGLE-GAME HIGHS						AVERAGE PER GAME						CAREER HIGHS (C=SET, T=TIED)								
	MIN	REB	AST	ST	TO	BLK	PTS	MIN	REB	AST	STL	TO	BLK	PTS	FG	FGA	FT	FTA	REB	AST	PTS
Catchings	37	15	7	6	5	3	32	31.5	7.1	3.5	2.03	2.2	0.91	15.5	13	24	17C	19C	16	11	32T
Douglas	38	8	7	4	5	1	30	29.4	3.9	2.8	1.28	2.0	0.25	13.9	11T	27	15	16	12	8	34
Davenport	32	10	3	3	4	6	25	21.1	4.8	0.5	0.79	1.6	1.32	10.7	10C	15C	8C	10C	12	3T	25C
Phillips	37	8	6	4	4	0	21	22.2	2.8	2.4	0.97	1.5	0.00	8.6	9C	14C	7C	8C	8T	7	21C
January	33	4	10	4	7	0	18	28.6	1.4	5.0	1.50	3.3	0.00	8.6	6	13	14	15	6	10C	19
Smith	33	9	5	2	4	2	16	21.5	3.1	1.5	0.67	1.3	0.48	7.2	14	23	11	12	13	5T	28
Sutton-Brown	30	7	1	5	3	5	15	19.0	3.1	0.6	1.06	1.0	1.21	5.5	10	16	10	12	15	5	26
Zellous	30	7	5	2	5	3	21	14.0	2.4	1.4	0.36	1.0	0.45	5.5	8	20	17	19	7T	6	25
Pohlen	39	8	4	2	2	2	17	15.9	1.4	1.0	0.38	0.6	0.12	4.1	5C	7C	4C	5C	8C	4C	17C
Bobbitt	36	6	7	5	5	0	16	14.2	1.3	1.7	0.97	1.2	0.00	3.9	6C	12T	5C	6T	6T	10	16C
Ely	23	7	2	1	3	2	10	10.8	2.2	0.3	0.18	0.8	0.18	3.1	11	18	5T	8	8	3	26
FEVER	225	48	24	13	27	12	98	200.7	31.6	16.4	8.79	14.8	4.85	77.7	43	86	34	40	50	27	110
OPPONENTS	225	46	25	15	23	10	93	200.7	33.4	15.8	7.91	15.9	3.94	73.8	41	86T	40	54	50	29	111

WNBA PLAYOFFS (3-3)

PLAYER	G			FIELD GOALS			3-POINT FG			FREE THROWS			REBOUNDS			AST	PF	DO	STL	TO	BLK	PTS	AVG
	GS	MIN	FG	FGA	PCT	FG	FGA	PCT	FT	FTA	PCT	OFF	DEF	TOT									
Douglas	6	6	201	40	94	.426	17	39	.436	21	25	.840	12	18	30	16	11	0	5	13	1	118	19.7
Catchings	6	5	190	19	57	.333	4	15	.267	18	23	.783	19	31	50	14	17	0	13	15	3	60	10.0
Smith	6	6	165	22	54	.407	9	22	.409	4	4	1.000	9	23	32	10	19	0	5	13	6	57	9.5
Sutton-Brown	6	6	172	19	41	.463	0	0	---	19	22	.864	17	24	41	8	15	0	5	16	11	57	9.5
Zellous	5	1	96	15	35	.429	4	10	.400	9	15	.600	3	10	13	7	14	0	2	6	3	43	8.6
Davenport	6	0	99	20	36	.556	0	0	---	6	7	.857	9	14	23	0	14	0	3	10	1	46	7.7
Phillips	6	6	160	15	40	.375	0	8	.000	9	11	.818	1	13	14	18	9	0	9	17	1	39	6.5
Ely	3	0	13	3	7	.429	1	1	1.000	0	0	---	1	0	1	1	0	0	2	1	0	7	2.3
Pohlen	5	0	35	4	8	.500	2	4	.500	0	0	---	2	2	4	3	5	0	1	1	0	10	2.0
Bobbitt	6	0	69	3	16	.188	0	5	.000	1	2	.500	0	4	4	12	8	0	3	6	1	7	1.2
TEAM	6	-	1200	160	388	.412	37	104	.356	87	109	.798	73	139	212	89	112	0	48	104	27	444	74.0
OPPONENTS	6	-	1200	180	400	.450	32	83	.386	80	116	.690	65	146	211	99	105	1	60	85	30	472	78.7

PLAYER	SINGLE-GAME HIGHS						AVERAGE PER GAME						CAREER HIGHS (C=SET, T=TIED)								
	MIN	REB	AST	ST	TO	BLK	PTS	MIN	REB	AST	STL	TO	BLK	PTS	FG	FGA	FT	FTA	REB	AST	PTS
Douglas	37	9	6	2	4	1	25	33.5	5.0	2.7	0.83	2.2	0.17	19.7	12	21	7	8	9C	9	30
Catchings	37	13	4	3	6	1	17	31.7	8.3	2.3	2.17	2.5	0.50	10.0	11	19	16	17	20	11	30
Smith	36	9	2	3	3	4	25	27.5	5.3	1.7	0.83	2.2	1.00	9.5	10	18	7	10	12	5	25C
Sutton-Brown	36	9	3	2	4	3	14	28.7	6.8	1.3	0.83	2.7	1.83	9.5	8	17	13	14	10	3C	22
Zellous	27	7	3	1	2	2	13	19.2	2.6	1.4	0.40	1.2	0.60	8.6	6	20	10	11	9	5	23
Davenport	23	7	0	2	3	1	12	16.5	3.8	0.0	0.50	1.7	0.17	7.7	8	12C	4	4T	8	1	18
Phillips	35	5	4	5	5	1	12	26.7	2.3	3.0	1.50	2.8	0.17	6.5	4T	9T	4C	5C	5C	4C	13
Ely	6	1	1	1	1	0	7	4.3	0.3	0.3	0.67	0.3	0.00	2.3	3C	3C	0T	0T	1C	1C	7C
Pohlen	10	3	1	1	1	0	8	7.0	0.8	0.6	0.20	0.2	0.00	2.0	3C	3C	0C	0C	3C	1C	8C
Bobbitt	15	2	4	2	3	1	2	11.5	0.7	2.0	0.50	1.0	0.17	1.2	3	12	1T	4	3	5	8
TEAM	200	43	21	11	20	8	82	200.0	35.3	14.8	8.00	17.3	4.50	74.0	45	88	34	38	52	24	116
OPPONENTS	200	40	21	15	20	6	94	200.0	35.2	16.5	10.00	14.2	5.00	78.7	39C	95	32	40	48	27	120

The Seattle Storm (8 years) is the only WNBA team with a longer active playoff streak than the Indiana Fever (7 years).



presented by
Community Health Network

Fever
BASKETBALL.com

TEAM AND COACHING RECORDS

ANNUAL WON/LOSS RECORD

YEAR	COACH	W-L	PCT.	HOME	ROAD	PF	PA	PLAYOFFS	FINISH
2000	Anne Donovan	9-23	.281	5-11	4-12	2213	2290	--- ---	Seventh, East
2001	Nell Fortner	10-22	.312	7-9	3-13	2153	2249	--- ---	Sixth, East
2002	Nell Fortner	16-16	.500	10-6	6-10	2097	2129	1-2 .333	Fourth, East (Conference Semifinals)
2003	Nell Fortner	16-18	.471	11-6	5-12	2337	2321	--- ---	T-Fifth, East
2004	Brian Winters	15-19	.441	10-7	5-12	2198	2245	--- ---	Sixth, East
2005	Brian Winters	21-13	.618	14-3	7-10	2170	2133	2-2 .500	Second, East (Conference Finals)
2006	Brian Winters	21-13	.618	12-5	9-8	2435	2316	0-2 .000	Third, East (Conference Semifinals)
2007	Brian Winters	21-13	.618	12-5	9-8	2480	2370	3-3 .500	Second, East (Conference Finals)
2008	Lin Dunn	17-17	.500	11-6	6-11	2473	2457	1-2 .333	Fourth, East (Conference Semifinals)
2009	Lin Dunn	22-12	.647	14-3	8-9	2606	2501	6-4 .600	First, East (WNBA Finals)
2010	Lin Dunn	21-13	.618	12-5	9-8	2661	2518	1-2 .333	Third, East (Conference Semifinals)
2011	Lin Dunn	21-13	.618	13-4	8-9	2643	2510	3-3 .500	First, East (Conference Finals)
TOTALS		210-192	.522	131-70	79-122	---	---	17-20	.459

ANNUAL TEAM STATISTICS

OFFENSE

YEAR	G	FG-A	PCT	3FG-A	PCT	FT-A	PCT	OR	DR	TR	AVG	A	PF-D	ST	TO	BS	PTS	AVG
2000	32	796-1838	.433	193-521	.370	428-569	.752	285	647	932	29.1	501	642-9	271	518	126	2213	69.2
2001	32	762-1822	.418	157-446	.352	472-591	.799	286	649	935	29.2	458	600-5	242	491	118	2153	67.3
2002	32	731-1825	.401	180-543	.331	455-580	.784	315	633	948	29.6	447	559-6	268	438	100	2097	65.5
2003	34	839-2011	.417	210-600	.350	449-563	.798	334	654	988	29.1	539	668-5	299	474	121	2337	68.7
2004	34	791-2011	.393	166-481	.345	450-580	.776	396	705	1101	32.4	555	639-12	261	486	134	2198	64.6
2005	34	784-1958	.400	150-468	.321	452-595	.760	341	671	1012	29.8	493	668-6	336	477	95	2170	63.8
2006	34	873-2144	.407	171-551	.310	518-676	.766	339	755	1094	32.2	501	606-3	354	528	93	2435	71.6
2007	34	907-2167	.419	188-546	.344	478-617	.775	341	812	1153	33.9	511	646-5	308	589	136	2480	72.9
2008	34	876-2179	.402	226-662	.341	495-656	.755	349	778	1127	33.1	500	727-6	324	585	165	2473	72.7
2009	34	890-2212	.402	213-637	.334	613-746	.822	342	780	1122	33.0	527	692-6	373	531	117	2606	76.6
2010	34	941-2147	.438	216-591	.365	563-720	.782	327	779	1106	32.5	567	705-4	331	551	171	2661	78.3
2011	34	936-2114	.443	223-589	.379	548-695	.788	295	778	1073	31.6	556	609-4	299	502	165	2643	77.7

DEFENSE

Year	G	FG-A	Pct	3FG-A	Pct	FT-A	Pct	OR	DR	TR	Avg	A	PF-D	ST	TO	BS	PTS	AVG
2000	32	839-1868	.449	109-358	.304	503-669	.752	321	633	954	29.8	528	612-5	267	476	75	2290	71.6
2001	32	853-1899	.449	131-367	.357	412-583	.707	306	660	966	30.2	585	616-6	256	466	140	2249	70.3
2002	32	804-1817	.442	162-464	.349	359-503	.714	288	644	932	29.1	507	647-9	226	470	145	2129	66.5
2003	34	837-1908	.439	157-421	.373	490-638	.768	309	677	986	29.0	570	631-4	227	512	170	2321	68.3
2004	34	804-1865	.431	121-352	.344	516-695	.742	281	688	969	28.5	514	603-1	268	466	162	2245	66.0
2005	34	775-1798	.431	123-367	.335	460-642	.717	279	711	990	29.1	435	644-2	234	558	113	2133	62.7
2006	34	883-2043	.432	137-444	.309	413-559	.739	288	773	1061	31.2	507	685-8	259	617	105	2316	68.1
2007	34	881-2192	.402	158-483	.327	450-608	.740	369	795	1164	34.2	475	663-7	280	610	114	2370	69.7
2008	34	891-2127	.419	135-415	.325	540-706	.765	338	833	1171	34.4	477	659-2	294	608	130	2457	72.3
2009	34	909-2118	.429	154-483	.319	529-692	.764	318	849	1167	34.3	498	700-8	271	638	116	2501	73.6
2010	34	885-2128	.416	181-547	.331	567-716	.792	339	783	1122	33.0	497	687-3	282	603	120	2518	74.1
2011	34	925-2182	.424	179-534	.335	481-655	.734	359	776	1135	33.4	537	647-1	269	542	134	2510	73.8

HEAD COACHES RECORDS

COACH	YEARS	SEASONS	OVERALL		PLAYOFFS	
			W-L	PCT.	W-L	PCT.
Anne Donovan	2000	1	9-23	.281	---	---
Nell Fortner	2001-03	3	42-56	.429	1-2	.333
Brian Winters	2004-07	4	78-58	.573	5-7	.417
Lin Dunn	2008 to present	4	81-55	.596	11-11	.526
TOTALS		12	210-192	.522	17-20	.459

ASSISTANT COACHES

Lin Dunn	2004-07
Gary Kloppenburg	2008-11
Jim Lewis	2008-09
Julie Plank	2000-07
Shelley Patterson	2000-03
Stephanie White	2011 to present

From 2005-07, the Fever had identical records of 21-13, establishing a franchise record for wins. That mark was broken in 2009.

SEVEN CONSECUTIVE WNBA PLAYOFF APPEARANCES
ATTENDANCE

ANNUAL ATTENDANCE FIGURES

YEAR	HOME GAMES	HOME ATTENDANCE	HOME AVG (HIGH)	WNBA RANK	AWAY GAMES	AWAY ATTENDANCE	AWAY AVG (HIGH)	TOTAL GAMES	TOTAL ATTENDANCE	TOTAL AVG
2000	16	180,270	11,267 (13,178)	4th	16	149,332	9,333 (19,093)	32	329,602	10,300
2001	16	138,922	8,683 (15,198)	8th	16	144,491	9,031 (16,050)	32	283,413	8,857
2002	16	134,945	8,434 (15,488)	9th	16	134,245	8,390 (14,986)	32	269,190	8,412
2003	17	141,778	8,340 (18,345)	8th	17	138,002	8,118 (15,424)	34	279,780	8,229
2004	17	129,018	7,589 (9,656)	10th	17	148,092	8,711 (14,956)	34	277,110	8,150
2005	17	142,494	8,382 (9,823)	7th	17	129,590	7,622 (11,903)	34	272,084	8,002
2006	17	122,468	7,204 (9,312)	10th	17	119,719	7,042 (12,947)	34	242,187	7,123
2007	17	122,855	7,227 (10,542)	11th	17	133,915	7,877 (13,320)	34	256,770	7,552
2008	17	130,941	7,702 (10,533)	10th	17	134,243	7,897 (19,393)	34	265,184	7,800
2009	17	134,964	7,939 (10,050)	6th	17	134,265	7,898 (11,595)	34	269,229	7,919
2010	17	140,504	8,265 (10,076)	6th	17	132,016	7,766 (10,995)	34	272,520	8,015
2011	17	136,915	8,054 (11,521)	6th	17	124,386	7,317 (11,587)	34	261,301	7,685

LARGEST ATTENDANCE FIGURES

SEASON TOTAL

- 180,270 in 2000
- 142,494 in 2005
- 141,778 in 2003
- 140,504 in 2010

SEASON AVERAGE

- 11,267 in 2000 (16 games)
- 8,683 in 2001 (16 games)

LARGEST HOME ATTENDANCE

- 18,345 vs. Washington, 5/31/03
- 15,488 vs. Miami, 8/11/02
- 15,198 vs. Detroit, 8/12/01
- 13,178 vs. New York, 6/23/00
- 13,093 vs. Cleveland, 8/23/03
- 13,014 vs. Detroit, 6/1/02
- 12,671 vs. Charlotte, 7/22/00
- 12,575 vs. Orlando, 6/2/00
- 12,213 vs. Detroit, 8/7/00
- 12,060 vs. Portland, 7/3/00

LARGEST AWAY ATTENDANCE

- *19,393 at New York, 7/19/08
- 19,093 at Washington, 7/20/00
- 16,050 at New York, 6/2/01
- 16,021 at Washington, 7/22/01
- 15,424 at New York, 8/20/03
- 14,986 at Washington, 8/6/02
- 14,970 at Washington, 6/7/02
- 14,956 at Washington, 7/1/04
- 13,791 at New York, 7/9/01
- 13,560 at Minnesota, 9/3/04
- 13,461 at Washington, 7/29/03

* Liberty Outdoor Classic (Arthur Ashe Stadium)



† The Liberty Outdoor Classic at Arthur Ashe Stadium in New York was the site of the largest audience ever to watch a Fever game.

ANNUAL STATISTICAL LEADERS

POINTS PER GAME (MIN 300 POINTS)		TP	AVG	REBOUNDS PER GAME		REB	AVG
2011	Tamika Catchings	511	15.5	2011	Tamika Catchings	233	7.1
2010	Tamika Catchings	618	18.2	2010	Tamika Catchings	242	7.1
2009	Katie Douglas	547	17.6	2009	Tamika Catchings	245	7.2
2008	Katie Douglas	516	15.6	2008	Ebony Hoffman	258	7.8
2007	Tamika Catchings	348	16.6	2007	Tamika Catchings	189	9.0
2006	Tamika Catchings	521	16.3	2006	Tamika Catchings	240	7.5
2005	Tamika Catchings	501	14.7	2005	Tamika Catchings	264	7.8
2004	Tamika Catchings	568	16.7	2004	Tamika Catchings	249	7.3
2003	Tamika Catchings	671	19.7	2003	Tamika Catchings	272	8.0
2002	Tamika Catchings	594	18.6	2002	Tamika Catchings	276	8.6
2001	Rita Williams	380	11.9	2001	Olympia Scott	161	5.0
2000	Kara Wolters	370	11.9	2000	Kara Wolters	164	5.3
POINTS		TP	AVG	ASSISTS		AST	AVG
2011	Tamika Catchings	511	15.5	2011	Tamika Catchings	115	3.5
2010	Tamika Catchings	618	18.2	2010	Tamika Catchings	135	4.0
2009	Katie Douglas	547	17.6	2009	Tamika Catchings	107	3.1
2008	Katie Douglas	516	15.6	2008	Katie Douglas	106	3.2
2007	Tammy Sutton-Brown	409	12.0	2007	Tamika Catchings	98	4.7
2006	Tamika Whitmore	528	15.5	2006	Tamika Catchings	119	3.7
2005	Tamika Catchings	501	14.7	2005	Tamika Catchings	143	4.2
2004	Tamika Catchings	568	16.7	2004	Tamika Catchings	115	3.4
2003	Tamika Catchings	671	19.7	2003	Tamika Catchings	114	3.4
2002	Tamika Catchings	594	18.6	2002	Tamika Catchings	118	3.7
2001	Rita Williams	380	11.9	2001	Rita Williams	114	3.6
2000	Kara Wolters	370	11.9	2000	Rita Williams	101	3.2
FG PERCENTAGE (MIN 45 FGA)		PCT	FG-FGA	BLOCKED SHOTS		BKS	AVG
2011	Jessica Davenport	.529	145-274	2011	Jessica Davenport	45	1.3
2010	Jessica Davenport	.571	96-168	2010	Tammy Sutton-Brown	55	1.6
2009	Jessica Davenport	.527	29-55	2009	Tammy Sutton-Brown	40	1.5
2008	Tammy Sutton-Brown	.495	143-289	2008	Tammy Sutton-Brown	57	1.7
2007	Tammy Sutton-Brown	.485	149-307	2007	Tammy Sutton-Brown	47	1.4
2006	Tamika Whitmore	.457	199-435	2006	Tamika Catchings	35	1.1
2005	Jurgita Streimikyte	.461	82-178	2005	Kelly Schumacher	24	0.7
2004	Kelly Schumacher	.469	92-196	2004	Tamika Catchings	38	1.1
2003	Natalie Williams	.485	176-363	2003	Tamika Catchings	35	1.0
2002	Kelly Schumacher	.506	45-89	2002	Tamika Catchings	43	1.3
2001	Jurgita Streimikyte	.472	99-207	2001	Kelly Schumacher	29	1.0
2000	Kara Wolters	.561	148-264	2000	Kara Wolters	49	1.6
3-PT FG PERCENTAGE (MIN 20 3-PT FGA)		PCT	FG-FGA	STEALS		STL	AVG
2011	Jeanette Pohlen	.468	29-62	2011	Tamika Catchings	67	2.0
2010	Tamika Catchings	.448	47-105	2010	Tamika Catchings	77	2.3
2009	Katie Douglas	.349	66-189	2009	Tamika Catchings	99	2.9
2008	Ebony Hoffman	.456	26-57	2008	Tully Bevilacqua	59	2.0
2007	Anna DeForge	.410	43-105	2007	Tamika Catchings	66	3.1
2006	Tamika Whitmore	.395	15-38	2006	Tamika Catchings	94	2.9
2005	Tully Bevilacqua	.379	44-116	2005	Tamika Catchings	90	2.6
2004	Kelly Miller	.411	46-112	2004	Tamika Catchings	67	2.0
2003	Niele Ivey	.393	33-84	2003	Tamika Catchings	72	2.1
2002	Tamika Catchings	.394	76-193	2002	Tamika Catchings	94	2.9
2001	Nadine Malcolm	.411	23-56	2001	Rita Williams	72	2.3
2000	Monica Maxwell	.397	62-156	2000	Rita Williams	76	2.4
FT PERCENTAGE (MIN 45 FTA)		PCT	FT-FTA				
2011	Tamika Catchings	.883	143-162				
2010	Tamika Catchings	.849	157-185				
2009	Ebony Hoffman	.896	69-77				
2008	Tan White	.850	51-60				
2007	Tan White	.841	53-63				
2006	Tamika Whitmore	.821	115-140				
2005	Kelly Miller	.848	67-79				
2004	Kelly Miller	.877	50-57				
2003	Stephanie White	.938	45-48				
2002	Nikki McCray	.816	84-103				
2001	Nadine Malcolm	.871	56-62				
2000	Monica Maxwell	.862	50-58				

Kara Wolters, Rita Williams, Tamika Catchings and Katie Douglas are the only players ever to lead the Fever in points per game.

FEVER VS. WNBA – ALL-TIME SERIES

ALL-TIME REGULAR-SEASON SERIES

VS. EASTERN CONFERENCE

TEAM	2011	OVERALL	HOME	ROAD	MARGINS		IND PTS		OPP PTS	
					HI	LO	HI	LO	HI	LO
Atlanta	0-4	8-8	6-3	2-5	+19	-16	95	62	93	66
Charlotte	-	12-12	10-2	2-10	+21	-30	92	37	85	46
Chicago	3-1	19-5	11-1	8-4	+29	-19	92	58	88	51
Cleveland	-	5-8	3-4	2-4	+13	-24	87	53	86	46
a-Connecticut	3-2	18-26	10-12	8-14	+29	-28	94	55	95	46
Detroit **	-	18-18	12-5	6-13	+31	-37	85	40	111	54
Miami	-	3-6	2-3	1-3	+21	-6	80	52	72	54
New York	2-2	26-17	15-6	11-11	+33	-21	96	53	102	44
Washington	5-0	30-14	16-6	14-8	+32	-21	92	48	91	42
All-Time vs. East	13-9	139-114	85-42	54-72						

VS. WESTERN CONFERENCE

TEAM	2011	OVERALL	HOME	ROAD	MARGINS		IND PTS		OPP PTS	
					HI	LO	HI	LO	HI	LO
Houston	-	5-12	4-4	1-7	+25	-26	84	45	93	56
Los Angeles	1-1	8-13	6-4	2-9	+35	-31	98	51	82	56
Minnesota	1-1	12-10	6-5	6-5	+38	-22	91	45	96	51
Phoenix	1-1	14-7	8-3	6-4	+22	-16	110	56	106	56
Portland	-	2-2	0-2	2-0	+18	-4	81	64	72	58
Sacramento	-	7-10	6-2	1-8	+15	-21	79	50	82	50
b-San Antonio	2-0	11-11	6-5	5-6	+34	-19	81	53	84	47
Seattle	1-1	9-13	8-3	1-10	+28	-27	90	51	89	45
c-Tulsa **	2-0	3-1	2-0	1-1	+28	-5	100	74	79	65
All-Time vs. West	8-4	71-78	46-28	25-50						
All-Time Overall		210-192	131-70	79-122						

a-formerly Orlando Miracle, 1999-02

b-formerly Utah Starzz, 1997-02

c-formerly Detroit Shock, 1997-09

** Detroit/Tulsa franchise records are split between Eastern and Western Conferences

MONTH-BY-MONTH

YEAR	MAY	JUNE	JULY	AUGUST	SEPTEMBER	EASTERN	WESTERN	OVERALL
						CONFERENCE	CONFERENCE	
2000		3-10	4-9	2-4		7-14	2-9	9-23
2001	0-1	4-8	4-8	2-5		7-14	3-8	10-22
2002		6-8	5-7	5-1		12-9	4-7	16-16
2003	1-1	6-5	6-4	3-8		12-12	4-6	16-18
2004	1-2	7-4	4-9	0-0	3-4	8-12	7-7	15-19
2005	3-1	5-4	6-4	7-4		14-6	7-7	21-13
2006	4-1	8-4	5-5	4-3		12-8	9-5	21-13
2007	3-0	7-4	7-6	4-3		12-8	9-5	21-13
2008	3-2	4-6	5-6	1-1	4-2	12-8	5-9	17-17
2009		6-2	8-2	6-4	2-4	17-5	5-7	22-12
2010	2-3	7-3	7-2	5-5		13-9	8-4	21-13
2011		7-3	7-3	5-4	2-3	13-9	8-4	21-13
TOTALS	17-11	70-61	68-65	44-42	11-13	139-114	71-78	210-192
	.607	.534	.511	.512	.458	.549	.477	.522

2012 INDIANA FEVER MEDIA GUIDE
INDIANA FEVER TEAM RECORDS

RECORDS AND STREAKS

All-Time Record

210-192 (.522)

Home: 131-70 (.652)

Road: 79-122 (.393)

Playoffs: 17-20 (.459)

Home: 13-5 (.722)

Road: 4-15 (.211)

Overtime: 3-3 (.500)

Overtime: 12-15 (.444)

Home: 5-4 (.556)

Road: 7-11 (.389)

Most Wins, Season

22 in 2009

21 in 2011, 2010, 2007, 2006, 2005

Fewest Wins, Season

9 in 2000

10 in 2001

Most Losses, Season

23 in 2000

22 in 2001

19 in 2004

Fewest Losses, Season

12 in 2009

13 in 2011, 2010, 2007, 2006, 2005

Best Percentage, Season

.647 in 2009 (22-12)

.618 in 2011 (21-13)

.618 in 2010 (21-13)

.618 in 2007 (21-13)

.618 in 2006 (21-13)

.618 in 2005 (21-13)

.500 in 2008 (17-17)

.500 in 2002 (16-16)

Worst Percentage, Season

.281 in 2000 (9-23)

.312 in 2001 (10-22)

Most Consecutive Wins

11, 6/9/09 to 7/17/09

7, 6/21/11 to 7/13/11

6, 7/1/07 to 7/18/07

5, 8/6/10 to 8/15/10

5, 7/16/10 to 7/27/10

5, 7/28/09 to 8/8/09

Most Consecutive Home Wins, Overall

13, 6/9/09 to 8/27/09

13, 7/22/02 to 7/10/03

7, 5/23/10 to 7/8/10

7, 5/20/06 to 6/29/06

6, 6/14/11 to 7/13/11

6, 5/19/07 to 6/13/07

6, 5/22/05 to 6/24/05

Most Consecutive Home Wins, Season

13, 6/9/09 to 8/27/09

8, 5/31/03 to 7/10/03

7, 5/23/10 to 7/8/10

7, 5/20/06 to 6/29/06

6, 6/14/11 to 7/13/11

6, 5/19/07 to 6/13/07

6, 5/22/05 to 6/24/05

Most Consecutive Road Wins

3, 7/28/11 to 8/5/11

3, 6/19/09 to 7/10/09

3, 6/8/07 to 6/24/07

Most Consecutive Losses

10, 6/18/00 to 7/8/00

6, 7/20/07 to 7/29/07

6, 7/19/04 to 7/31/04

6, 8/2/03 to 8/12/03

Most Consecutive Home Losses

8, 6/10/00 to 7/8/00

4, 7/16/08 to 8/28/08

4, 7/26/03 to 8/12/03

4, 7/10/02 to 7/19/02

Most Consecutive Road Losses

7, 7/1/04 to 7/31/04

6, 6/21/02 to 7/30/02

Most Home Wins, Season

14 in 2009

14 in 2005

13 in 2011

12 in 2010

12 in 2007

12 in 2006

Best Home Percentage, Season

.824 in 2009 (14-3)

.824 in 2005 (14-3)

.765 in 2011 (13-4)

.706 in 2010 (12-5)

.706 in 2007 (12-5)

.706 in 2006 (12-5)

Worst Home Percentage, Season

.313 in 2000 (5-11)

Most Road Wins, Season

9 in 2010

9 in 2007

9 in 2006

8 in 2011

8 in 2009

Best Road Percentage, Season

.529 in 2010 (9-8)

.529 in 2007 (9-8)

.529 in 2006 (9-8)

.471 in 2011 (8-9)

.471 in 2009 (8-9)

Worst Road Percentage, Season

.188 in 2001 (3-13)

Best Month by Percentage

1.000 in May 2007 (3-0)

.833 in August 2002 (5-1)

.800 in July 2009 (8-2)

.800 in May 2006 (4-1)

.778 in July 2010 (7-2)

Worst Month by Percentage

.000 in May 2001 (0-1)

.231 in June 2000 (3-10)

Most Overtime Games, Season

4 in 2009

3 in 2010, 2008, 2005, 2001

Fewest Overtime Games, Season

1 in 2000, 2002, 2011

Most Overtime Wins, Season

2 in 2010, 2009, 2006, 2003

Most Overtime Losses, Season

2 in 2009, 2008, 2005, 2004, 2001

Most Overtime Periods, Game

3, Indiana at New York, 6/26/08 (Lost, 96-102; 92-92; 88-88; 72-72)

2, Indiana at Atlanta, 6/6/09 (Lost, 86-87; 79-79; 71-71)

2, Los Angeles at Indiana, 5/29/08 (Won, 82-78; 69-69; 65-65)

2, Indiana at Chicago, 8/7/07 (Won, 75-70; 64-64; 59-59)

2, Indiana at Washington, 6/18/05 (Lost, 78-88; 73-73; 64-64)

2, Indiana at Houston, 5/29/05 (Lost, 78-86; 67-67; 63-63)

2, Indiana at Connecticut, 6/26/03 (Won, 94-90; 80-80; 73-73)

† The Fever set franchise records in 2009 with an 11-game win streak overall and a 13-game streak at Bankers Life Fieldhouse.

INDIANA FEVER TEAM RECORDS

HIGHEST AVERAGE PPG SEASON

78.3 (2661 points) in 2010
 77.7 (2643) in 2011
 76.6 (2606) in 2009
 72.9 (2480) in 2007
 72.7 (2473) in 2008

LOWEST AVERAGE PPG SEASON

63.8 (2170 points) in 2005
 64.6 (2198) in 2004

MOST POINTS SCORED SEASON

2661 (78.3 per game) in 2010
 2643 (77.7) in 2011
 2606 (76.6) in 2009
 2480 (72.9) in 2007
 2473 (72.7) in 2008

GAME

110 vs. Phoenix, 8/13/10
 104 vs. Phoenix, 8/8/10
 103 vs. Phoenix, 9/14/08
 100 vs. Tulsa, 7/8/10
 98 vs. Los Angeles, 7/31/11
 96 at New York, 3ot, 6/26/08
 94 vs. Connecticut, ot, 7/30/09
 94 at Connecticut, 2ot, 6/26/03
 92 vs. Charlotte, ot, 6/18/06
 92 at Washington, ot, 7/29/03

HALF

59 at Portland (2nd), 6/20/02
 57 vs. Phoenix (1st), 9/14/08
 56 vs. Phoenix (2nd), 8/13/10
 56 vs. Tulsa (1st), 7/8/10
 55 vs. Atlanta (1st), 9/11/11
 55 vs. Atlanta (1st), 6/19/10
 55 at Washington (2nd), 8/2/09
 54 vs. Phoenix (1st), 8/13/10
 54 at Chicago (1st), 7/10/09
 53 vs. Los Angeles (1st), 7/31/11
 53 vs. Connecticut (1st), 7/13/11
 53 at Phoenix (1st), 8/8/10

QUARTER

35 vs. Tulsa (2nd), 7/8/10
 33 at Phoenix (2nd), 8/8/10
 33 at Chicago (1st), 7/10/09
 32 vs. Connecticut (1st), 7/13/11
 32 vs. New York (2nd), 5/30/06
 31 vs. Atlanta (2nd), 9/11/11
 31 at Phoenix (1st), 8/8/09
 31 at Phoenix (1st), 7/27/08
 31 at Washington (4th), 6/27/06
 31 vs. Chicago (1st), 6/21/06

OVERTIME

18 vs. Phoenix, ot, 7/1/01
 16 at New York (1st), 3ot, 6/26/08
 15 at New York, ot, 6/13/06
 14 at Chicago, ot, 5/22/10
 14 at New York, ot, 6/26/09
 14 at Connecticut (2nd), 2ot, 6/26/03

FEWEST POINTS SCORED SEASON

2097 (65.5 ppg) in 2002
 2153 (67.3) in 2001

GAME

37 at Charlotte, 6/26/04
 40 at Detroit, 8/25/05
 41 at Charlotte, 5/28/04
 45 at Minnesota, 7/19/05
 45 vs. Houston, 6/5/02

HALF

12 at Charlotte (2nd), 5/28/04
 17 at Detroit (2nd), 8/25/05
 17 at Charlotte (2nd), 6/26/04

QUARTER

4 at Atlanta (4th), 5/16/10
 5 at Los Angeles (2nd), 7/7/06
 6 at New York (2nd), 8/17/10
 6 at Chicago (3rd), 7/6/10
 6 at Washington (2nd), 7/31/07
 6 at Washington (2nd), 6/27/06

OVERTIME

2 vs. San Antonio, ot, 7/24/07
 2 vs. Seattle, ot, 6/4/01
 4 at New York (3rd), 3ot, 6/26/08
 4 at New York (2nd), 3ot, 6/26/08
 4 vs. Los Angeles (1st), 2ot, 5/29/08
 4 at Houston (1st), 2ot, 5/29/05

LARGEST LEAD**GAME**

+38 at Minnesota (89-51), 6/6/10
 +35 vs. Los Angeles (98-63), 7/31/11
 +34 vs. San Antonio (81-47), 7/23/03
 +33 at New York (77-44), 8/8/06
 +32 vs. Washington (83-51), 8/21/11
 +31 vs. Detroit (85-54), 7/6/03
 +29 at Chicago (83-54), 7/10/09
 +29 at Connecticut (75-46), 5/27/08

HALF

+31 at Chicago (54-23, 1st), 7/10/09
 +26 vs. Chicago (47-21, 1st), 6/21/06
 +25 vs. San Antonio (45-20, 2nd), 7/23/03
 +25 vs. New York (46-21, 1st), 6/7/03

QUARTER

+25 vs. Seattle (29-4, 2nd), 6/13/07
 +25 vs. Chicago (31-6, 1st), 6/21/06
 +19 vs. Tulsa (35-16, 2nd), 7/8/10
 +18 at Phoenix (30-12, 4th), 8/8/10
 +18 vs. Detroit (28-10, 4th), 6/21/09
 +17 at Connecticut (19-12, 4th), 8/15/10
 +17 at Connecticut (28-11, 1st), 5/27/08
 +17 vs. Houston (25-8, 1st), 6/6/07

ANY TIME OF GAME

+41 vs. Los Angeles (93-52, 4:02, 4th), 7/31/11
 +38 at Minnesota (89-51, 0:19, 4th), 6/6/10
 +38 vs. San Antonio (81-43, 1:23, 2nd), 7/23/03
 +37 at New York (66-29, 6:22, 4th), 8/8/06
 +37 vs. Detroit (81-44, 4:56, 2nd), 7/6/03
 +36 vs. Tulsa (85-49, 9:33, 4th), 7/8/10
 +34 at Chicago (70-36, 8:56, 4th), 7/10/09
 +33 vs. Washington (81-48, 0:48, 4th), 8/21/11

LARGEST LEAD, OVERTIME GAME

9 vs. Connecticut (94-85), 7/30/09
 8 vs. Phoenix (86-78), 7/1/01
 7 vs. Charlotte (92-85), 6/18/06

†
 The Fever beat Phoenix on Aug. 8 and Aug. 13, 2010 with franchise scoring records in each game – 104 & 110 points, respectively.

2012 INDIANA FEVER MEDIA GUIDE
INDIANA FEVER TEAM RECORDS

LARGEST DEFICIT

GAME

-37 at Detroit (111-74), 6/18/00
-31 at Los Angeles (82-51), 7/19/04
-30 at Charlotte (80-50), 8/20/03
-28 at Connecticut (83-55), 9/2/11
-26 vs. Connecticut (84-58), 8/28/08
-26 at Houston (93-67), 6/24/00

HALF

-35 at Detroit (66-31, 2nd), 6/18/00
-31 at Charlotte (50-19, 2nd), 8/20/03
-29 vs. Connecticut (54-25, 1st), 8/28/08
-28 at Houston (54-26, 1st), 7/6/01

QUARTER

-20 vs. Connecticut (30-10, 2nd), 8/28/08
-17 at San Antonio (27-10, 1st), 7/23/09
-16 at Chicago (22-6, 3rd), 7/6/10
-16 at New York (28-12, 2nd), 6/5/07
-15 vs. Minnesota (34-19, 1st), 6/7/09
-15 vs. Sacramento (31-16, 1st), 6/24/08
-15 at Charlotte (24-9, 2nd), 7/15/06
-15 at Los Angeles (20-5, 2nd), 7/7/06

ANY TIME OF GAME

-41 at Detroit (111-70, 1:05, 2nd), 6/18/00
-35 vs. Connecticut (60-25, 9:01, 3rd), 8/28/08
-35 at Seattle (70-35, 4:26, 3rd), 7/27/07
-33 at Seattle (76-43, 2:18, 2nd), 6/10/03
-32 at San Antonio (75-43, 7:34, 4th), 7/23/09
-32 at Houston (78-46, 6:36, 2nd), 7/6/01
-31 at Connecticut (81-50, 3:38, 4th), 9/2/11
-31 vs. Minnesota (94-63, 5:05, 4th), 6/7/09

BEST COMEBACKS

BY FEVER

19 (11:49 1st half, trailed 26-7) vs. Phoenix, 7/1/01 (Won, 86-78, OT)
18 (5:22 3rd quarter, trailed 65-47) vs. New York, 6/10/11 (Lost, 81-80)
18 (8:30 2nd quarter, trailed 34-16) vs. Sacramento, 6/24/08 (Won, 78-73)
18 (12:53 1st half, trailed 22-4) vs. New York, 7/10/03 (Won, 76-69)
17 (2:34 3rd quarter, trailed 50-33) at New York, 6/26/09 (Won, 82-81, OT)
17 (6:53, 3rd quarter, trailed 54-37) vs. Detroit, 6/21/09 (Won, 82-70)
17 (17:31 2nd half, trailed 39-22) at Miami, 6/1/00 (Won, 57-54)

BY OPPONENTS

23 (4:41 1st half, led 41-18) vs. Detroit, 6/9/04 (Lost, 83-79)
19 (0:55.6, 2nd quarter, led 37-18) vs. Los Angeles, 5/29/08 (Won, 82-78, 2ot)
18 (8:08 1st half, led 29-11) at Houston, 5/29/05 (Lost, 86-78, 2ot)
18 (12:27 2nd half, led 55-37) at New York, 6/30/00 (Lost, 72-70)

LARGEST SWING IN POINTS [FROM DOUBLE-DIGIT DEFICIT]

BY FEVER

38 (8:58 2nd quarter, trailed 27-13; 1:09 4th quarter, led 80-56) vs. Detroit, 8/15/09 (Won 82-59)
38 (6:57 1st half, trailed 30-17; 1:01 2nd half, led 81-56) at Washington, 7/2/00 (Won, 81-58)
32 (6:53, 3rd quarter, trailed 54-37; 1:58, 4th quarter, led 77-62) vs. Detroit, 6/21/09 (Won, 82-70)
28 (8:30, 2nd quarter, trailed 34-16; 0:44.2, 4th quarter, led 74-64) vs. Sacramento, 6/24/08 (Won, 78-73)

BY OPPONENTS

43 (8:30 1st half, led 24-11; 0:00 2nd half, trailed 80-50) at Charlotte, 8/20/03 (Lost, 80-50)
28 (8:08 1st half, led 29-11; 2:48 2nd OT, trailed 77-67) at Houston, 5/29/05 (Lost 86-78, 2ot)
27 (4:41 1st half, led 41-18; 0:25 2nd half, trailed 79-75) vs. Detroit, 6/9/04 (Lost 83-79)

MOST FG MADE

SEASON

941 in 2010
936 in 2011
907 in 2007
890 in 2009
876 in 2008
GAME
43 vs. Phoenix, 8/13/10
42 at Phoenix, 8/8/10
38 vs. Tulsa, 7/8/10
36 vs. Los Angeles, 7/31/11
36 vs. Chicago, 7/15/09
36 at New York, 3ot, 6/26/08
36 at Connecticut, 8/11/06

FEWEST FG MADE

SEASON

731 in 2002
762 in 2001
GAME
9 at Charlotte, 6/26/04
13 vs. Houston, 6/5/02
15 vs. Detroit, 5/20/06

MOST FG ATTEMPTED

SEASON

2212 in 2009
2179 in 2008
2167 in 2007
2147 in 2010
2144 in 2006

GAME

86 vs. Los Angeles, 2ot, 5/29/08
83 at New York, 3ot, 6/26/08
81 at Detroit, OT, 9/4/09
78 at Phoenix, OT, 6/19/11
78 at San Antonio, 7/23/09
78 vs. Phoenix, 6/15/07

FEWEST FG ATTEMPTED

SEASON

1822 in 2001
1825 in 2002

GAME

43 at Detroit, 8/25/05
44 vs. Sacramento, 7/25/06
44 at Portland, 6/20/02
44 vs. New York, 6/8/02
44 at Detroit, 6/2/02

HIGHEST FG PERCENTAGE

SEASON

.443 (936-2114) in 2011
.438 (941-2147) in 2010
.433 (796-1838) in 2000
.419 (907-2167) in 2007
.418 (762-1822) in 2001
GAME
.583 at Phoenix (42-72), 8/8/10
.573 vs. Phoenix (43-75), 8/13/10
.566 at New York (30-53), 6/11/11
.549 at Sacramento (28-51), 6/14/03
.547 at Washington (29-53), 6/21/11

Indiana trailed Detroit by 14 on Aug. 15, 2009, but came back to lead by as many as 24 for a 38-point turnaround.

INDIANA FEVER TEAM RECORDS

LOWEST FG PERCENTAGE**SEASON**

.393 (791-2011) in 2004

.400 (784-1958) in 2005

.401 (731-1825) in 2002

GAME

.188 at Charlotte (9-48), 6/26/04

.217 vs. Houston (13-60), 6/5/02

.263 vs. Detroit (15-57), 5/20/06

.266 at Detroit (17-64), 8/9/02

.271 at Charlotte (16-59), 5/28/04

MOST 3-POINT FG MADE**SEASON**

226 in 2008

223 in 2011

216 in 2010

213 in 2009

210 in 2003

GAME

13 at Phoenix, 7/27/08

13 at Washington, OT, 7/29/03

12 at New York, 3OT, 6/26/08

11, six times (last: vs. Connecticut, 7/13/11)

FEWEST 3-POINT FG MADE**SEASON**

150 in 2005

157 in 2001

GAME

0 vs. Houston, 7/16/06

0 at Houston, 5/31/06

0 vs. Detroit, 7/15/05

1, seven times (last: at Seattle, 6/17/11)

MOST 3-POINT FG ATTEMPTED**SEASON**

662 in 2008

637 in 2009

600 in 2003

591 in 2010

589 in 2011

GAME

32 at Phoenix, 7/29/07

30 at Phoenix, 7/27/08

30 at Washington, OT, 7/29/03

29 vs. Connecticut, 7/14/10

29 at New York, OT, 6/26/09

28, five times (last: at Detroit, OT, 8/15/09)

FEWEST 3-POINT FG ATTEMPTED**SEASON**

446 in 2001

468 in 2005

GAME

5 at Charlotte, 7/23/05

5 vs. Phoenix, 5/24/05

6 at Connecticut, 8/23/05

6 at Miami, 6/1/00

HIGHEST 3-POINT FG PERCENTAGE**SEASON**

.379 (223-589) in 2011

.370 (193-521) in 2000

.365 (216-591) in 2010

.352 (157-446) in 2001

.350 (210-600) in 2003

GAME

.750 at Chicago (9-12), 9/4/11

.647 vs. Connecticut (11-17), 7/13/11

.643 at Connecticut (9-14), 8/11/06

.643 vs. New York (9-14), 5/30/06

.636 vs. Detroit (7-11), 8/12/01

LOWEST 3-POINT FG PERCENTAGE**SEASON**

.310 (171-551) in 2006

.321 (150-468) in 2005

GAME

.000 vs. Detroit (0-15), 7/15/05

.000 at Houston (0-13), 5/31/06

.000 vs. Houston (0-7), 7/16/06

.067 at Seattle (1-15), 6/17/11

.077 at San Antonio (1-13), 5/23/06

.077 at Charlotte (1-13), 8/20/03

MOST FT MADE**SEASON**

613 in 2009

563 in 2010

548 in 2011

518 in 2006

495 in 2008

GAME

34 vs. Phoenix, OT, 7/1/01

33 vs. Detroit, 5/20/06

31 vs. Connecticut, OT, 7/30/09

31 vs. Washington, 6/3/07

31 at Portland, 6/20/02

CONSECUTIVE

33, 7/29/03 to 8/3/03 (last 7 at Washington, 7/29: 15-15 at Detroit, 8/2: 11-11 at Connecticut, 8/3)

32, 6/15/08 to 6/22/08 (last 5 vs. San Antonio, 6/15; 16-16 vs. New York, 6/18; 10-10 at Seattle, 6/20; first 1 at Los Angeles, 6/22)

FEWEST FT MADE**SEASON**

428 in 2000

449 in 2003

GAME

1 at Houston, 7/8/03

2 at Seattle, 7/22/04

2 at New York, 7/20/03

3, five times

MOST FT ATTEMPTED**SEASON**

746 in 2009

720 in 2010

695 in 2011

676 in 2006

656 in 2008

GAME

40 vs. Minnesota, OT, 8/22/10

39 vs. Detroit, 5/20/06

39 vs. Phoenix, OT, 7/1/01

38 vs. Phoenix, 9/2/09

38 vs. Miami, 6/5/00

 The 2008 Fever hit more 3-point field goals (226) than any team in franchise history.

2012 INDIANA FEVER MEDIA GUIDE
INDIANA FEVER TEAM RECORDS

FEWEST FT ATTEMPTED

SEASON

563 in 2003
569 in 2000

GAME

2 at Houston, 7/8/03
3 at New York, 7/20/03
4 at Los Angeles, 6/12/03
4 vs. New York, 6/10/00

HIGHEST FT PERCENTAGE

SEASON

.822 (613-746) in 2009
.799 (472-591) in 2001
.798 (449-563) in 2003

GAME

MINIMUM 10 FTA

1.000 vs. New York (16-16), 6/18/08
1.000 at Detroit (15-15), 8/2/03
1.000 vs. Detroit (14-14), 7/16/03
1.000 at Washington (14-14), 7/20/00
1.000 at Detroit (12-12), 8/9/02
1.000 at Connecticut (11-11), 8/3/03
1.000 at Utah (11-11), 8/4/01
1.000 at Seattle (10-10), 6/20/08
1.000 at Detroit (10-10), 8/1/06
.955 at Phoenix (21-22), 8/14/05
.955 vs. Minnesota (21-22), 7/8/04
.947 vs. Houston (18-19), 5/31/01

LOWEST FT PERCENTAGE

SEASON

.752 (428-569) in 2000
.755 (495-656) in 2008
.760 (452-595) in 2005

GAME

.286 at Seattle (2-7), 7/22/04
.300 at New York (3-10), 7/31/05
.462 at Connecticut (6-13), 5/27/08
.462 at Minnesota (6-13), 8/6/00

MOST REBOUNDS

SEASON

1153 in 2007
1127 in 2008
1122 in 2009
1106 in 2010
1101 in 2004

GAME

50 at Detroit, OT, 9/4/09
48 at Connecticut, 7/28/11
48 vs. Los Angeles, 2OT, 5/29/08
48 at Connecticut, 5/27/08
46 vs. Phoenix, 6/15/07
45 at Phoenix, OT, 6/19/11

FEWEST REBOUNDS

SEASON

932 in 2000
935 in 2001

GAME

15 at Detroit, 8/25/05
17 vs. Minnesota, 7/26/02
18 at Cleveland, 7/15/00
19 at New York, 9/19/11
19 at Detroit, 6/23/01

MOST OFFENSIVE REBOUNDS

SEASON

396 in 2004
349 in 2008
342 in 2009
341 in 2007
341 in 2005
GAME
21 vs. Charlotte, 8/20/05
19 at Detroit, OT, 9/4/09
19 vs. San Antonio, 9/10/04
19 at Washington, 7/1/04
18, four times (last: at Phoenix, OT, 6/19/11)

FEWEST OFFENSIVE REBOUNDS

SEASON

285 in 2000
286 in 2001
295 in 2011
GAME
1 at Detroit, 6/23/01
1 at Portland, 7/28/00
2 at Connecticut, 8/15/10
3 at Minnesota, 6/6/10
3 vs. Seattle, 7/18/08
3 at Detroit, 8/25/05
4, seven times (last: at Chicago, 8/7/11)

MOST DEFENSIVE REBOUNDS

SEASON

812 in 2007
780 in 2009
779 in 2010
778 in 2011
778 in 2008
GAME
37 at Connecticut, 7/28/11
36 vs. Minnesota, OT, 8/22/10
35 vs. Tulsa, 7/8/10
34, four times (last: at Connecticut, 8/15/10)

FEWEST DEFENSIVE REBOUNDS

SEASON

633 in 2002
647 in 2000
GAME
9 vs. Washington, 5/15/10
10 vs. Washington, 7/30/10
11 at Detroit, 9/5/08
11 vs. Washington, 8/12/03
12, five times (last: at Detroit, 8/25/05)

LARGEST REBOUND MARGIN

GAME

+22 at Connecticut (43-21), OT, 7/6/04
+22 vs. Orlando (43-21), 6/3/00
+19 vs. New York (42-23), 6/10/07
+19 at San Antonio (36-17), 6/1/04
+17 at Phoenix (43-26), 8/8/09
+17 vs. Seattle (41-24), 6/13/07
+16 vs. San Antonio (43-27), 7/23/03

The Fever enters the 2012 season with a streak of 182 consecutive games with a 3-point basket, dating to July 16, 2006.

INDIANA FEVER TEAM RECORDS

LARGEST REBOUND DEFICIT**GAME**

-23 vs. Washington (44-21), 7/30/10
 -18 at Atlanta (50-32), 2OT, 6/6/09
 -17 at Detroit (44-27), 6/16/06
 -17 at Detroit (32-15), 8/25/05
 -17 at Los Angeles (41-24), 6/12/03

MOST ASSISTS**SEASON**

567 in 2010
 556 in 2011
 555 in 2004
 539 in 2003
 527 in 2009

GAME

27 vs. Detroit, 7/16/04
 26 at Connecticut, 8/15/10
 26 vs. Chicago, 7/15/09
 26 at Chicago, 7/10/09
 26 vs. Washington, 9/4/04
 26 at Washington, OT, 7/29/03
 25 vs. Washington, 8/12/03

FEWEST ASSISTS**SEASON**

447 in 2002
 458 in 2001

GAME

1 at San Antonio, 8/20/10
 5 at Charlotte, 6/26/04
 5 at Detroit, 8/2/03
 5 at Miami, 6/5/01
 6, three times (last: at New York, 8/8/06)

MOST STEALS**SEASON**

373 in 2009
 354 in 2006
 336 in 2005
 331 in 2010
 324 in 2008

GAME

21 vs. San Antonio, 8/5/06
 20 vs. Detroit, 7/6/03
 19 vs. Connecticut, 7/13/05

FEWEST STEALS**SEASON**

242 in 2001
 261 in 2004

GAME

0 at New York, 6/2/01
 1 at Connecticut, 8/4/07

MOST BLOCKED SHOTS**SEASON**

171 in 2010
 165 in 2011
 165 in 2008
 136 in 2007
 134 in 2004

GAME

15 vs. Los Angeles, 2OT, 5/29/08
 14 at Minnesota, 6/6/10
 12 at Seattle, 6/17/11
 12 vs. Tulsa, 7/8/10
 10 vs. San Antonio, 7/24/07
 10 at Utah, 7/29/00

FEWEST BLOCKED SHOTS**SEASON**

93 in 2006
 97 in 2005

MOST PERSONAL FOULS**SEASON**

727 in 2008
 705 in 2010
 692 in 2009
 668 in 2005
 668 in 2003

GAME

39 at Detroit, 6/18/00
 35 at Houston, 2OT, 5/29/05
 33, three times (last: at Minnesota, 6/6/10)

FEWEST PERSONAL FOULS**SEASON**

559 in 2002
 600 in 2001
 606 in 2006
 209 in 2011

GAME

5 vs. New York, 8/27/05
 8 vs. New York, 6/10/07
 9 vs. Seattle, 7/5/11
 9 vs. Detroit, 6/1/02
 10, eight times (last: vs. New York, 6/10/11)

MOST DISQUALIFICATIONS**SEASON**

12 in 2004
 9 in 2000

GAME

3 at New York (Deanna Jackson, Kelly Miller, Natalie Williams), OT, 9/16/04
 2, six times (last: at New York (Tamika Catchings, Ebony Hoffman), 3OT, 6/26/08)

FEWEST DISQUALIFICATIONS**SEASON**

3 in 2006
 4 in 2011, 2010
 5 in 2007, 2003, 2001

MOST TURNOVERS**SEASON**

589 in 2007
 585 in 2008
 551 in 2010
 531 in 2009

GAME

29 vs. Washington, 6/3/07
 27 at New York, 6/11/11
 27 at Detroit, 5/21/08
 27 at Detroit, 6/18/00
 26, three times (last: at Atlanta, 5/16/10)

FEWEST TURNOVERS**SEASON**

438 in 2002
 474 in 2003

GAME

5 vs. Utah, 7/10/02
 7 vs. Washington, 8/12/03
 7 vs. Sacramento, 6/28/02

INDIANA FEVER INDIVIDUAL RECORDS

SEASONS PLAYED

CAREER

11	Tamika Catchings, 2001 to present
7	Ebony Hoffman, 2004-10
6	Tully Bevilaqua, 2005-10
5	Tammy Sutton-Brown, 2007 to present
5	Kelly Schumacher, 2001-05
4	Katie Douglas, 2008 to present
4	Niele Ivey, 2001-04
4	Stephanie White, 2000-01, 2003-04
4	Tan White, 2005-08

GAMES PLAYED

CAREER

313	Tamika Catchings, 2001 to present
232	Ebony Hoffman, 2004-10
197	Tully Bevilaqua, 2005-10
162	Tammy Sutton-Brown, 2007 to present
159	Kelly Schumacher, 2001-05
135	Tan White, 2004-08
130	Katie Douglas, 2008 to present
112	Stephanie White, 2000-04
105	Niele Ivey, 2001-04
102	Natalie Williams, 2003-05

CONSECUTIVE

138	Tamika Catchings, 6/1/02 to 5/30/06
116	Tully Bevilaqua, 6/15/05 to 7/19/08
114	Tamika Catchings, 7/19/08 to 9/9/11
114	Tan White, 5/22/06 to 6/22/08
102	Natalie Williams, 5/29/03 to 8/27/05
98	Ebony Hoffman, 8/25/05 to 8/30/08
76	Tully Bevilaqua, 8/28/08 to 8/22/10
73	Ebony Hoffman, 9/5/08 to 8/22/10
68	five times (last by Tammy Sutton-Brown, 5/15/10 to present)

SEASON

34	Tully Bevilaqua, 2006-07, 2009-10
34	Tamika Catchings, 2003-05, 2009-10
34	Jessica Davenport, 2011
34	Anna DeForge, 2006-07
34	Katie Douglas, 2010
34	Ebony Hoffman, 2006-07, 2009-10
34	Deanna Jackson, 2004-05
34	Kelly Miller, 2004-05
34	Nikki McCray, 2003
34	Jeanette Pohlen, 2011
34	Kelly Schumacher, 2003, 2005
34	K.B. Sharp, 2007
34	Jurgita Streimikyte, 2005
34	Tammy Sutton-Brown, 2007, 2010-11
34	Tan White, 2005-07
34	Tamika Whitmore, 2006-07
34	Natalie Williams, 2003-05

GAMES STARTED

CAREER

304	Tamika Catchings, 2001 to present
188	Tully Bevilaqua, 2005-10
156	Ebony Hoffman, 2004-10
151	Tammy Sutton-Brown, 2007 to present
130	Katie Douglas, 2008 to present
102	Natalie Williams, 2003-05
71	Niele Ivey, 2001-04
68	Anna DeForge, 2006-07
68	Kelly Miller, 2003-05
67	Tamika Whitmore, 2006-07

CONSECUTIVE

116	Tully Bevilaqua, 6/15/06 to 7/19/08
114	Tamika Catchings, 7/19/08 to 9/9/11
102	Natalie Williams, 5/29/03 to 8/27/05
96	Tamika Catchings, 6/1/02 to 9/4/04
68	Anna DeForge, 5/20/06 to 8/19/07
68	Kelly Miller, 5/21/04 to 8/27/05
61	Olympia Scott, 6/4/01 to 8/11/02

SEASON

34	Tully Bevilaqua, 2006-07
34	Tamika Catchings, 2003, 2005, 2009-10
34	Anna DeForge, 2006-07
34	Katie Douglas, 2010
34	Ebony Hoffman, 2009
34	Kelly Miller, 2004-05
34	Tammy Sutton-Brown, 2010
34	Tamika Whitmore, 2006
34	Natalie Williams, 2003-05

MINUTES PLAYED

CAREER

10321	Tamika Catchings, 2001 to present
5177	Tully Bevilaqua, 2005-10
5102	Ebony Hoffman, 2004-10
4091	Katie Douglas, 2008 to present
4016	Tammy Sutton-Brown, 2007 to present
3170	Tan White, 2005-08
2814	Natalie Williams, 2003-05
2540	Rita Williams, 2000-02
2329	Kelly Schumacher, 2001-05
2166	Stephanie White, 2000-04

SEASON

1210	Tamika Catchings, 2003
1174	Tamika Catchings, 2005
1167	Tamika Catchings, 2002
1149	Tamika Catchings, 2004
1134	Katie Douglas, 2008
1096	Kelly Miller, 2004
1084	Tamika Catchings, 2009
1071	Tamika Catchings, 2006
1068	Tamika Catchings, 2010
1058	Nikki McCray, 2002

GAME

50	Tammy Sutton-Brown at New York, 3OT, 6/26/08
47	Katie Douglas at Atlanta, 2OT, 6/6/09
46	Tully Bevilaqua at New York, 3OT, 6/26/08
46	Katie Douglas at New York, 3OT, 6/26/08
46	Katie Douglas vs. Los Angeles, 2OT, 5/29/08
46	Tan White vs. Los Angeles, 2OT, 5/29/08
45	Tamika Catchings at Washington, 2OT, 6/18/05
45	Tamika Catchings at Washington, OT, 7/29/03
45	Tamika Catchings at Connecticut, 2OT, 6/26/03
45	Rita Williams vs. Phoenix, OT, 7/1/01

POINTS

CAREER

5176	Tamika Catchings, 2001 to present
1975	Katie Douglas, 2008 to present
1528	Tammy Sutton-Brown, 2007 to present
1494	Ebony Hoffman, 2004-10
1240	Tan White, 2005-08
1113	Tully Bevilaqua, 2005-10
1057	Natalie Williams, 2003-05
898	Tamika Whitmore, 2006-07
852	Rita Williams, 2000-02
768	Kelly Schumacher, 2001-05

Tamika Catchings reached career milestones of 300 games, 10,000 minutes and 5,000 points during her MVP season in 2011.

INDIANA FEVER INDIVIDUAL RECORDS

SEASON

671	Tamika Catchings, 2003
618	Tamika Catchings, 2010
594	Tamika Catchings, 2002
568	Tamika Catchings, 2004
547	Katie Douglas, 2009
528	Tamika Whitmore, 2006
521	Tamika Catchings, 2006
516	Katie Douglas, 2008
512	Tamika Catchings, 2009
511	Tamika Catchings, 2011

GAME

34	Katie Douglas vs. Washington, 7/28/09
32	Tamika Catchings vs. New York, 8/13/11
32	Katie Douglas vs. Connecticut, 7/30/09
32	Tamika Catchings at New York, 8/22/03
32	Tamika Catchings vs. Orlando, 8/7/02
32	Tamika Catchings vs. New York, 6/8/02
31	Tamika Catchings vs. New York, 7/10/03
31	Olympia Scott vs. Utah, 7/10/02
30	six times (last by Katie Douglas vs. Atlanta, 9/11/11)

HALF

26	Katie Douglas at New York (2nd), OT, 6/26/09
24	Katie Douglas vs. Washington (2nd), 7/28/09
23	Katie Douglas vs. Atlanta (1st), 9/11/11
22	Tamika Catchings vs. Phoenix (2nd), 5/24/05
22	Tamika Catchings vs. Orlando (1st), 8/7/02
21	Tamika Catchings at Connecticut (2nd), 9/19/04
20	Anna DeForge vs. Connecticut (1st), 8/15/07
20	Alicia Thompson vs. Orlando (1st), 6/3/00
20	Nikki McCray at Portland (2nd), 6/20/02

QUARTER

16	Katie Douglas vs. Atlanta (2nd), 9/11/11
16	Tan White vs. Washington (2nd), 6/3/07
15	Tamika Catchings vs. Tulsa (2nd), 7/8/10
15	Katie Douglas vs. Washington (3rd), 7/28/09
14	Katie Douglas vs. Phoenix (3rd), 6/28/11
14	Anna DeForge vs. Connecticut (1st), 8/15/07
13	six times (last: Tamika Catchings vs. Phoenix (2nd), 9/2/09)

OVERTIME

11	Tan White vs. Los Angeles (2nd), 2OT, 5/29/08
9	Tamika Catchings at New York, OT, 7/18/10
8	Tamika Catchings at Chicago, OT, 5/22/10
8	Tamika Catchings at New York, OT, 6/13/06

HIGHEST SCORING AVERAGE

CAREER

MINIMUM 2 SEASONS

16.5	Tamika Catchings, 2001 to present
15.2	Katie Douglas, 2008 to present
13.2	Tamika Whitmore, 2006-07
10.4	Natalie Williams, 2003-05
10.2	Kelly Miller, 2004-05
10.1	Rita Williams, 2000-02

SEASON

19.7	Tamika Catchings, 2003
18.6	Tamika Catchings, 2002
18.2	Tamika Catchings, 2010
17.6	Katie Douglas, 2009
16.7	Tamika Catchings, 2004
16.6	Tamika Catchings, 2007
16.3	Tamika Catchings, 2006
15.6	Katie Douglas, 2008
15.53	Tamika Whitmore, 2006
15.48	Tamika Catchings, 2011

MOST FG MADE

CAREER

1645	Tamika Catchings, 2001 to present
694	Katie Douglas, 2008 to present
581	Ebony Hoffman, 2004-10
558	Tammy Sutton-Brown, 2007 to present
453	Tan White, 2005-08
412	Natalie Williams, 2003-05
383	Tully Bevilaqua, 2005-10
338	Tamika Whitmore, 2006-07
322	Kelly Schumacher, 2001-05
270	Jessica Davenport, 2009 to present

SEASON

221	Tamika Catchings, 2003
207	Tamika Catchings, 2010
199	Tamika Whitmore, 2006
188	Katie Douglas, 2009
184	Tamika Catchings, 2002
180	Tamika Catchings, 2004
176	Natalie Williams, 2003
170	Katie Douglas, 2010
170	Katie Douglas, 2008
168	Tamika Catchings, 2011

GAME

13	Tamika Catchings vs. Orlando, 8/7/02
12	Tamika Catchings vs. Los Angeles, 7/22/06

MOST FG ATTEMPTED

CAREER

3963	Tamika Catchings, 2001 to present
1653	Katie Douglas, 2008 to present
1418	Ebony Hoffman, 2004-10
1235	Tan White, 2005-08
1168	Tammy Sutton-Brown, 2007 to present
956	Tully Bevilaqua, 2005-10
904	Natalie Williams, 2003-05
770	Tamika Whitmore, 2006-07
702	Rita Williams, 2000-02
685	Kelly Schumacher, 2001-05

SEASON

512	Tamika Catchings, 2003
468	Tamika Catchings, 2004
459	Katie Douglas, 2009
458	Katie Douglas, 2008
439	Tamika Catchings, 2002
435	Tamika Whitmore, 2006
428	Tamika Catchings, 2010
410	Tamika Catchings, 2005
407	Tamika Catchings, 2009
398	Tamika Catchings, 2006

GAME

27	Katie Douglas at Phoenix, 8/8/09
27	Katie Douglas at New York, OT, 6/26/09
27	Katie Douglas vs. Los Angeles, 2OT, 5/29/08
24	Tamika Catchings at Houston, 7/31/04
23	Tamika Whitmore vs. San Antonio, 8/5/06
22	Tamika Catchings at Detroit, 8/9/02

Within a span of three days (July 28 and 30, 2009), Katie Douglas broke and tied the Fever's previous single-game scoring mark.

INDIANA FEVER INDIVIDUAL RECORDS

FG PERCENTAGE

CAREER

MINIMUM 2 YEARS AND 90 FGA

.543	Jessica Davenport (270-497), 2009 to present
.478	Tammy Sutton-Brown (558-1168), 2007 to present
.470	Kelly Schumacher (322-685), 2001-05
.468	Olympia Scott (235-502), 2001-02, 2006
.457	Alicia Thompson (246-538), 2000-02
.456	Natalie Williams (412-904), 2003-05
.452	Jessica Moore (95-210), 2009-10
.452	Jurgita Streimikyte (227-502), 2000-01, 2005
.448	Kristen Rasmussen (150-335), 2003-04
.439	Tamika Whitmore (338-770), 2006-07

SEASON

MINIMUM 45 FGA

.571	Jessica Davenport (96-168), 2010
.561	Kara Wolters (148-264), 2000
.529	Jessica Davenport (145-274), 2011
.527	Jessica Davenport (29-55), 2009
.514	Alicia Thompson (131-255), 2000
.506	Kelly Schumacher (45-89), 2002
.495	Tammy Sutton-Brown (143-289), 2008
.495	Kelly Schumacher (46-93), 2001
.489	Tammy Sutton-Brown (68-139), 2011
.487	Olympia Scott (113-232), 2002

GAME

MINIMUM 6 FGA

1.000	Jessica Davenport (8-8) at Connecticut, 6/11/10
1.000	Natalie Williams (7-7) at Washington, 9/1/04
1.000	Kara Wolters (7-7) at Portland, 7/28/00
.909	Jessica Davenport (10-11) vs. Phoenix, 6/28/1
.909	Tammy Sutton-Brown (10-11) vs. Chicago, 7/15/09
.875	Natalie Williams (7-8) at New York, ot, 9/16/04

3-POINT FG MADE

CAREER

453	Tamika Catchings, 2001 to present
257	Katie Douglas, 2006 to present
203	Tully Bevilaqua, 2005-10
126	Tan White, 2005-08
107	Rita Williams, 2000-02
92	Stephanie White, 2000-04
91	Anna DeForge, 2006-07
85	Ebony Hoffman, 2004-10
85	Niele Ivey, 2001-04
83	Kelly Miller, 2004-05

SEASON

76	Tamika Catchings, 2002
74	Tamika Catchings, 2003
68	Katie Douglas, 2010
66	Katie Douglas, 2011
66	Katie Douglas, 2009
62	Monica Maxwell, 2000
57	Katie Douglas, 2008
56	Tamika Catchings, 2004
49	Rita Williams, 2000
48	Anna DeForge, 2006

GAME

6	Katie Douglas vs. Phoenix, 6/28/11
6	Katie Douglas vs. Tulsa, 6/14/11
6	Katie Douglas vs. New York, 6/10/11
6	Tamika Catchings at New York, 8/17/10
6	Katie Douglas at Phoenix, 8/8/09
6	Tamika Catchings at Orlando, ot, 7/3/02
5	19 times (last time: Katie Douglas vs. Atlanta, 9/11/11)

3-POINT FG ATTEMPTED

CAREER

1262	Tamika Catchings 2001 to present
689	Katie Douglas, 2008 to present
584	Tully Bevilaqua, 2005-10
416	Tan White, 2005-08
307	Rita Williams, 2000-02
250	Stephanie White, 2000-04
243	Ebony Hoffman, 2004-10
232	Anna DeForge, 2006-07
228	Niele Ivey, 2001-04
226	Kelly Miller, 2004-05

SEASON

193	Tamika Catchings, 2002
191	Tamika Catchings, 2003
189	Katie Douglas, 2009
176	Katie Douglas, 2008
174	Katie Douglas, 2010
167	Tamika Catchings, 2004
156	Monica Maxwell, 2000
150	Katie Douglas, 2011
131	Rita Williams, 2000
127	Tan White, 2007
127	Anna DeForge, 2006

GAME

13	Katie Douglas at New York, ot, 6/26/09
12	Tamika Catchings at Washington, 8/6/02
11	six times (last: Katie Douglas vs. New York, 6/10/11)

3-POINT FG PERCENTAGE

CAREER

MINIMUM 2 YEARS AND 70 FGA

.392	Anna DeForge (91-232), 2006-07
.375	Alicia Thompson (42-112), 2000-02
.3730	Katie Douglas (257-689), 2008 to present
.3728	Niele Ivey (85-228), 2001-04
.368	Stephanie White (92-250), 2000-04
.367	Kelly Miller (83-226), 2004-05
.363	Monica Maxwell (74-204), 2000-02
.361	Nadine Malcolm (35-97), 2001-02
.360	Coretta Brown (58-161), 2003-05
.359	Tamika Catchings (453-1262), 2001 to present
.350	Ebony Hoffman (85-243), 2004-10
.348	Tully Bevilaqua (203-584), 2005-10

SEASON

MINIMUM 35 FGA

468	Jeanette Pohlen (29-62), 2011
456	Ebony Hoffman (26-57), 2008
450	Alicia Thompson (18-40), 2000
448	Tamika Catchings (47-105), 2010
440	Katie Douglas (66-150), 2011
432	Tamika Catchings (38-88), 2008
426	Erin Phillips (26-61), 2011
413	Ebony Hoffman (19-46), 2009
411	Kelly Miller (46-112), 2004
411	Nadine Malcolm (23-46), 2001

GAME

MINIMUM 5 FGA

1.000	Tamika Catchings (6-6) at Orlando, ot, 7/3/02
1.000	Jeanette Pohlen (5-5) at Phoenix, ot, 6/19/11
1.000	Tamika Catchings (5-5) at Phoenix, 7/27/08
1.000	Tully Bevilaqua (5-5) vs. Connecticut, 7/5/08
.857	Tamika Catchings (6-7) at New York, 8/17/10
.833	Coretta Brown (5-6) at Connecticut, 2ot, 6/26/03

At Phoenix on Aug. 8, 2009, Katie Douglas matched Tamika Catchings' six-year mark with six 3-point baskets in one game.

SEVEN CONSECUTIVE WNBA PLAYOFF APPEARANCES
INDIANA FEVER INDIVIDUAL RECORDS

MOST FT MADE

CAREER

1433	Tamika Catchings, 2001 to present
412	Tammy Sutton-Brown, 2007 to present
330	Katie Douglas, 2008 to present
247	Ebony Hoffman, 2004-10
233	Natalie Williams, 2003-05
213	Rita Williams, 2000-02
211	Tan White, 2005-08
186	Tamika Whitmore, 2006-07
182	Stephanie White, 2000-04
174	Briann January, 2009 to present

SEASON

165	Tamika Catchings, 2006
158	Tamika Catchings, 2009
157	Tamika Catchings, 2010
155	Tamika Catchings, 2003
152	Tamika Catchings, 2005
152	Tamika Catchings, 2004
150	Tamika Catchings, 2002
143	Tamika Catchings, 2011
119	Katie Douglas, 2008
115	Tamika Whitmore, 2006

GAME

17	Tamika Catchings vs. New York, 8/13/11
15	Katie Douglas vs. Washington, 7/28/09
15	Tamika Catchings vs. Phoenix, 5/24/05
14	Briann January at Washington, 7/24/10
14	Tamika Catchings at Washington, 7/21/09
14	Tamika Catchings at Detroit, 6/16/07
14	Tamika Catchings vs. New York, 6/8/02
13	Tamika Catchings vs. Connecticut, OT, 7/30/09
13	Rita Williams vs. Phoenix, OT, 7/1/01

CONSECUTIVE

33	Tamika Catchings, 6/5/10 to 6/17/10 (8-8 vs. New York, 6/5/10; 10-10 at Minnesota, 6/6/10; 4-4 at Connecticut, 6/11/10; 8-8 vs. Connecticut, 6/13/10; 3-3 vs. Seattle, 6/17/10)
31	Tamika Catchings, 6/12/09 to 6/27/09 (9-9 vs. Los Angeles, 6/12; 6-6 at Detroit, 6/19; 6-6 vs. Detroit, 6/21; 7-7 at New York, OT, 6/26; first 3 vs. New York, 6/27)
29	Nikki McCray, 7/6/02 to 8/3/02 (last 2 vs. Washington, 7/6; 0-0 vs. Cleveland, 7/8; 2-2 vs. Utah, 7/10; 3-3 vs. Miami, 7/12; 0-0 vs. Los Angeles, 7/17; 4-4 vs. New York, 7/19; 6-6 vs. Charlotte, 7/22; 2-2 vs. Minnesota, 7/26; 0-0 at Los Angeles, 7/28; 2-2 at Sacramento, 7/30; 2-2 at Phoenix, 7/31; 6-6 vs. Charlotte, 8/3)
27	Rita Williams, 6/23/01 to 7/1/01 (last 5 at Detroit, 6/23; 8-8 vs. Portland, 6/27; 6-6 vs. Charlotte, 6/29; first 8 vs. Phoenix, 7/1)
24	Tamika Catchings, 6/29/04 to 7/6/04 (last 5 at Detroit, 6/29; 10-10 at Washington, 7/1; 8-8 vs. Phoenix, 7/3; first 1 at Connecticut, 7/6)

MOST FT ATTEMPTED

CAREER

1718	Tamika Catchings, 2001 to present
579	Tammy Sutton-Brown, 2007 to present
412	Katie Douglas, 2008 to present
334	Natalie Williams, 2003-05
296	Ebony Hoffman, 2004-10
272	Rita Williams, 2000-02
260	Tan White, 2005-08
233	Tamika Whitmore, 2006-07
225	Tully Beviaqua, 2005-10
223	Stephanie White, 2000-04

SEASON

204	Tamika Catchings, 2006
193	Tamika Catchings, 2005
185	Tamika Catchings, 2010
184	Tamika Catchings, 2002
183	Tamika Catchings, 2003
181	Tamika Catchings, 2009
178	Tamika Catchings, 2004
162	Tamika Catchings, 2011
155	Tammy Sutton-Brown, 2007
153	Tammy Sutton-Brown, 2008

GAME

19	Tamika Catchings vs. New York, 8/13/11
17	Tamika Catchings vs. Phoenix, 5/24/05
16	Katie Douglas vs. Washington, 7/28/09
16	Tamika Catchings at Detroit, 6/16/07
16	Tamika Catchings vs. New York, 6/8/02
15	Briann January at Washington, 7/24/10
14	eight times (last: Tamika Catchings vs. Connecticut, OT, 7/30/09)

FT PERCENTAGE

CAREER

MINIMUM 2 SEASONS AND 90 FTA

.860	Kelly Miller (117-136), 2004-05
.847	Anna DeForge (83-98), 2006-07
.837	Briann January (174-208), 2009 to present
.834	Ebony Hoffman (247-296), 2004-10
.834	Tamika Catchings (1433-1718), 2001 to present
.828	Nadine Malcolm (82-99), 2001-02
.819	Nikki McCray (104-127), 2002-03
.816	Stephanie White (182-223), 2000-04
.809	Tan White (211-260), 2005-08
.801	Katie Douglas (330-412), 2008 to present

SEASON

MINIMUM 45 FTA

.938	Stephanie White (45-48), 2003
.896	Ebony Hoffman (69-77), 2009
.883	Tamika Catchings (143-162), 2011
.877	Kelly Miller (50-57), 2004
.873	Tamika Catchings (158-181), 2009
.871	Nadine Malcolm (56-62), 2001
.862	Monica Maxwell (50-58), 2000
.861	Katie Douglas (105-122), 2009
.854	Tamika Catchings (152-178), 2004
.851	Briann January (74-87), 2009

Through five games in June 2009 and again in June 2010, Catchings set the top two franchise marks for consecutive FTs made.

INDIANA FEVER INDIVIDUAL RECORDS

GAME

MINIMUM 10 FTA

1.000	Tamika Catchings (14-14) at Washington, 7/21/09
1.000	Tamika Catchings (12-12) at Detroit, 6/2/02
1.000	Tamika Catchings (11-11) vs. Minnesota, 7/8/04
1.000	Tamika Catchings (10-10) at Connecticut, 8/15/10
1.000	Tamika Catchings (10-10) at Minnesota, 6/6/10
1.000	Tamika Catchings (10-10) vs. Phoenix, 9/14/08
1.000	Katie Douglas (10-10) vs. Chicago, 7/12/08
1.000	Tamika Catchings (10-10) at Washington, 7/1/04
.938	Katie Douglas (15-16) vs. Washington, 7/28/09
.933	Briann January (14-15) at Washington, 7/24/10
.929	Tamika Catchings (13-14) vs. Connecticut, OT, 7/30/09
.929	Rita Williams (13-14) vs. Phoenix, OT, 7/1/01

MOST FT ATTEMPTS, NONE MADE

GAME

5	La'Tangela Atkinson at Houston, 5/31/06
4	Ales Santos de Oliveira at Detroit, 6/18/00

REBOUNDS

CAREER

2367	Tamika Catchings, 2001 to present
1115	Ebony Hoffman, 2004-10
830	Tammy Sutton-Brown, 2007 to present
676	Natalie Williams, 2003-05
498	Katie Douglas, 2008 to present
435	Tully Bevilaqua, 2005-10
405	Olympia Scott, 2001-02, 2006
400	Kelly Schumacher, 2002-05
335	Tamika Whitmore, 2006-07
323	Tan White, 2005-08

SEASON

276	Tamika Catchings, 2002
272	Tamika Catchings, 2003
264	Tamika Catchings, 2005
258	Ebony Hoffman, 2008
255	Natalie Williams, 2003
249	Tamika Catchings, 2004
245	Tamika Catchings, 2009
242	Tamika Catchings, 2010
240	Tamika Catchings, 2006
235	Natalie Williams, 2004

GAME

17	Natalie Williams vs. Charlotte, 8/16/03
17	Olympia Scott vs. Houston, 6/5/02
16	Tamika Catchings vs. Charlotte, 8/20/05
16	Tamika Catchings vs. Detroit, OT, 6/15/05
16	Tamika Catchings at Connecticut, 2ot, 6/26/03

HIGHEST REBOUNDING AVERAGE

CAREER

MINIMUM 2 YEARS

7.6	Tamika Catchings, 2001 to present
6.6	Natalie Williams, 2003-05
5.1	Tammy Sutton-Brown, 2007 to present
4.9	Tamika Whitmore, 2006-07
4.8	Ebony Hoffman, 2004-10
4.8	Olympia Scott, 2001-02, 2006

SEASON

9.0	Tamika Catchings, 2007
8.6	Tamika Catchings, 2002
8.0	Tamika Catchings, 2003
7.8	Ebony Hoffman, 2008
7.8	Tamika Catchings, 2005
7.5	Tamika Catchings, 2006
7.5	Natalie Williams, 2003
7.3	Tamika Catchings, 2004
7.2	Tamika Catchings, 2009

OFFENSIVE REBOUNDS

CAREER

698	Tamika Catchings, 2001 to present
375	Ebony Hoffman, 2004-10
283	Tammy Sutton-Brown, 2007 to present
276	Natalie Williams, 2003-05
143	Kelly Schumacher, 2001-05
140	Olympia Scott, 2001-02, 2006
122	Katie Douglas, 2008 to present
107	Jurgita Streimikyte, 2000-01; 2005
103	Tan White, 2005-08
98	Tamika Whitmore, 2006-07
94	Deanna Jackson, 2004-05
92	Jessica Davenport, 2009 to present

SEASON

109	Natalie Williams, 2003
94	Ebony Hoffman, 2008
93	Natalie Williams, 2004
92	Tamika Catchings, 2002
86	Tamika Catchings, 2009
82	Tamika Catchings, 2003
80	Olympia Scott, 2002
79	Tamika Catchings, 2004
74	Natalie Williams, 2005
73	Ebony Hoffman, 2006

GAME

10	Tamika Catchings vs. Charlotte, 8/20/05
9	Tamika Catchings vs. Phoenix, 7/3/04
9	Tamika Catchings vs. Washington, 8/12/03
9	Olympia Scott vs. Houston, 6/5/02

With 109 offensive rebounds in 2003, Natalie Williams is the only Fever player ever to surpass 100 offensive boards in a season.

INDIANA FEVER INDIVIDUAL RECORDS

DEFENSIVE REBOUNDS

CAREER

1669	Tamika Catchings, 2001 to present
740	Ebony Hoffman, 2004-10
547	Tammy Sutton-Brown, 2006 to present
400	Natalie Williams, 2003-05
376	Katie Douglas, 2008 to present
356	Tully Bevilacqua, 2005-10
265	Olympia Scott, 2001-02, 2006
257	Kelly Schumacher, 2001-05
237	Tamika Whitmore, 2006-07
220	Tan White, 2005-08

SEASON

195	Tamika Catchings, 2005
190	Tamika Catchings, 2003
185	Tamika Catchings, 2010
184	Tamika Catchings, 2002
172	Tamika Catchings, 2006
170	Tamika Catchings, 2011
170	Tamika Catchings, 2004
164	Ebony Hoffman, 2008
159	Tamika Catchings, 2009
146	Natalie Williams, 2003

GAME

13	Tamika Catchings vs. Detroit, 6/29/06
13	Tamika Catchings at Washington, 2OT, 6/18/05
12	Tamika Catchings at Connecticut, 7/17/11
12	Tammy Sutton-Brown vs. Connecticut, 7/2/09
12	Tamika Whitmore vs. Washington, 7/31/07
12	Tamika Catchings vs. Detroit, 5/20/06

ASSISTS

CAREER

1147	Tamika Catchings, 2001 to present
467	Tully Bevilacqua, 2005-10
393	Katie Douglas, 2008 to present
265	Ebony Hoffman, 2004-10
258	Rita Williams, 2000-02
251	Tan White, 2005-08
225	Stephanie White, 2000-04
221	Briann January, 2009 to present
198	Niele Ivey, 2001-04
187	Kelly Miller, 2004-05

SEASON

143	Tamika Catchings, 2005
135	Tamika Catchings, 2010
119	Tamika Catchings, 2006
118	Tamika Catchings, 2002
115	Tamika Catchings, 2011
115	Tamika Catchings, 2004
114	Tamika Catchings, 2003
114	Rita Williams, 2001
111	Katie Douglas, 2010
107	Tamika Catchings, 2009

GAME

11	Tamika Catchings vs. Chicago, 7/8/07
11	Coquese Washington vs. Orlando, 8/7/02
10	Briann January vs. Tulsa, 6/14/11
10	Stephanie White vs. Houston, 7/14/04
10	Tamika Catchings at Cleveland, 8/10/03
10	Coquese Washington at Washington, 7/24/03
10	Rita Williams vs. Detroit, 8/12/01

HIGHEST ASSISTS PER GAME AVERAGE

CAREER

MINIMUM 2 YEARS

3.66	Tamika Catchings, 2001 to present
3.10	Coquese Washington, 2002-03
3.07	Rita Williams, 2000-02
3.03	Briann January, 2009 to present
3.02	Katie Douglas, 2008 to present
2.75	Kelly Miller, 2004-05
2.37	Tully Bevilacqua, 2005-10
2.00	Stephanie White, 2000-04

SEASON

4.67	Tamika Catchings, 2007
4.21	Tamika Catchings, 2005
3.97	Tamika Catchings, 2010
3.72	Tamika Catchings, 2006
3.68	Tamika Catchings, 2002
3.56	Rita Williams, 2001

STEALS

CAREER

775	Tamika Catchings, 2001 to present
356	Tully Bevilacqua, 2005-10
238	Ebony Hoffman, 2004-10
196	Katie Douglas, 2008 to present
169	Rita Williams, 2000-02
139	Tammy Sutton-Brown, 2007 to present
134	Tan White, 2005-08
118	Natalie Williams, 2003-05
115	Stephanie White, 2000-04
88	Briann January, 2009 to present

SEASON

99	Tamika Catchings, 2009
94	Tamika Catchings, 2006
94	Tamika Catchings, 2002
90	Tamika Catchings, 2005
77	Tamika Catchings, 2010
76	Rita Williams, 2000
72	Tamika Catchings, 2003
72	Rita Williams, 2001
71	Tully Bevilacqua, 2006
67	Tamika Catchings, 2011
67	Tamika Catchings, 2004

GAME

9	Tamika Catchings vs. Minnesota, 7/26/02
8	Tamika Catchings vs. Connecticut, 7/13/05
8	Rita Williams at Miami, OT, 8/10/01

INDIANA FEVER INDIVIDUAL RECORDS

HIGHEST STEALS PER GAME AVERAGE**CAREER****MINIMUM 2 YEARS**

2.48	Tamika Catchings, 2001 to present
2.01	Rita Williams, 2000-02
1.81	Tully Bevilaqua, 2005-10
1.51	Katie Douglas, 2008 to present
1.21	Briann January, 2009 to present
1.19	Coquese Washington, 2002-03
1.16	Natalie Williams, 2003-05

SEASON

3.14	Tamika Catchings, 2007
2.94	Tamika Catchings, 2006
2.94	Tamika Catchings, 2002
2.91	Tamika Catchings, 2009
2.65	Tamika Catchings, 2005
2.38	Rita Williams, 2000

BLOCKED SHOTS**CAREER**

278	Tamika Catchings, 2001 to present
240	Tammy Sutton-Brown, 2007 to present
131	Kelly Schumacher, 2001-05
100	Ebony Hoffman, 2004-10
86	Jessica Davenport, 2009 to present
56	Natalie Williams, 2003-05
53	Jurgita Streimikyte, 2000-01, 2005
49	Kara Wolters, 2000
39	Katie Douglas, 2008 to present
38	Tan White, 2005-08

SEASON

57	Tammy Sutton-Brown, 2008
55	Tammy Sutton-Brown, 2010
49	Kara Wolters, 2000
47	Tammy Sutton-Brown, 2007
45	Jessica Davenport, 2011
43	Tamika Catchings, 2002
41	Tammy Sutton-Brown, 2011
40	Tammy Sutton-Brown, 2009
38	Tamika Catchings, 2004

GAME

6	Jessica Davenport at Seattle, 6/17/11
6	Tammy Sutton-Brown at Washington, 7/8/08
5	seven times (last: Tammy Sutton-Brown vs. Washington, 9/7/11)

PERSONAL FOULS**CAREER**

895	Tamika Catchings, 2001 to present
601	Ebony Hoffman, 2004-10
459	Tammy Sutton-Brown, 2007 to present
442	Tully Bevilaqua, 2005-10
365	Natalie Williams, 2003-05
287	Tan White, 2005-08
279	Kelly Schumacher, 2001-05
264	Olympia Scott, 2001-02, 2006
223	Jurgita Streimikyte, 2000-01, 2005
202	Katie Douglas, 2008 to present

SEASON

138	Natalie Williams, 2003
127	Olympia Scott, 2002
122	Natalie Williams, 2004
122	Tamika Catchings, 2003
121	Ebony Hoffman, 2008

DISQUALIFICATIONS**CAREER**

11	Tamika Catchings, 2001 to present
9	Ebony Hoffman, 2004-10
8	Natalie Williams, 2003-05
5	Tammy Sutton-Brown, 2007 to present
4	Tan White, 2005-08
4	Alicia Thompson, 2000-02

SEASON

4	Alicia Thompson, 2000
3	seven times (last: Tamika Catchings, 2010)

TURNOVERS**CAREER**

808	Tamika Catchings, 2001 to present
378	Ebony Hoffman, 2004-10
307	Katie Douglas, 2008 to present
302	Tan White, 2005-08
291	Tammy Sutton-Brown, 2006 to present
281	Tully Bevilaqua, 2005-10
198	Rita Williams, 2000-02
191	Natalie Williams, 2003-05
178	Tamika Whitmore, 2006-07
159	Kelly Schumacher, 2001-05
158	Briann January, 2009 to present

SEASON

102	Tamika Catchings, 2003
100	Tan White, 2007
100	Rita Williams, 2001
99	Katie Douglas, 2008
94	Tamika Whitmore, 2006

GAME

8	Natalie Williams at Detroit, 6/24/03
8	Rita Williams vs. Sacramento, 6/21/00
8	Tamika Catchings at Portland, 6/20/02
8	Rita Williams at Cleveland, 7/27/01
7	13 times (last: Briann January at New York, 6/11/11)

Tammy Sutton-Brown broke the Fever's season record for blocked shots in 2008 and she holds three of the top four season marks.

INDIANA FEVER MISCELLANEOUS RECORDS

MOST CONSECUTIVE GAMES SCORING CAREER

227	Tamika Catchings, 6/1/02 to 7/21/09
130	Katie Douglas, 5/17/08 to present
85	Tamika Catchings, 7/28/09 to present
74	Ebony Hoffman, 8/17/07 to 5/29/10
68	Tamika Whitmore, 5/20/06 to 8/19/07
68	Kelly Miller, 5/21/04 to 8/27/05
65	Rita Williams, 6/1/00 to 6/1/02
61	Tan White, 7/9/06 to 6/22/08
57	Tammy Sutton-Brown, 5/21/08 to 9/8/09
54	Natalie Williams, 7/10/03 to 5/29/05
50	Jessica Davenport, 5/15/10 to present

SEASON

34	14 times (last by Jessica Davenport, 2011)
----	--

MOST GAMES, 30+ POINTS**CAREER**

9	Tamika Catchings, 2001 to present
3	Katie Douglas, 2008 to present
1	Nikki McCray, 2002-03
1	Olympia Scott, 2001-02

SEASON

3	Tamika Catchings, 2003
2	Katie Douglas, 2009
2	Tamika Catchings, 2002

CONSECUTIVE GAMES, 30+ POINTS

2	Katie Douglas, 7/28/09 to 7/30/09
---	-----------------------------------

MOST GAMES, 20+ POINTS**CAREER**

100	Tamika Catchings, 2001 to present
36	Katie Douglas, 2008 to present
12	Tamika Whitmore, 2006-07
7	Tammy Sutton-Brown, 2007 to present
7	Tan White, 2005-08
5	Rita Williams, 2000-02
4	Ebony Hoffman, 2004-10
4	Natalie Williams, 2003-05
4	Nikki McCray, 2002-03

SEASON

19	Tamika Catchings, 2003
17	Tamika Catchings, 2002
12	Tamika Catchings, 2010
12	Katie Douglas, 2009
11	Katie Douglas, 2008
10	Tamika Whitmore, 2006
10	Tamika Catchings, 2005
9	Tamika Catchings, 2006
7	five times (last: Tamika Catchings & Katie Douglas, 2011)

CONSECUTIVE GAMES, 20+ POINTS

4	Tamika Catchings, 7/8/10 to 7/18/10
4	Tamika Catchings, 8/30/08 to 9/8/08
4	Katie Douglas, 5/17/08 to 5/29/08
4	Tamika Catchings, 8/7/03 to 8/12/03
4	Tamika Catchings, 7/24/03 to 8/2/03
4	Tamika Catchings, 8/6/02 to 8/11/02
3	Tamika Catchings, 8/9/11 to 8/16/11
3	Tamika Catchings, 8/27/09 to 9/2/09
3	Katie Douglas, 7/28/09 to 8/2/09
3	Tamika Catchings, 7/8/03 to 7/16/03

THREE PLAYERS, 20+ POINTS, SAME GAME

Tammy Sutton-Brown (26), Katie Douglas (24) and Ebony Hoffman (20), vs. Phoenix, 9/14/08
 Tamika Catchings (23), Katie Douglas (21) and Tammy Sutton-Brown (21), vs. Atlanta, 8/30/08

TWO PLAYERS, 20+ POINTS, SAME GAME

31 times, most recent (during 2011):
 Erin Phillips (21) and Tamika Catchings (20) at Atlanta, 8/30/11
 Tamika Catchings (22) and Erin Phillips (21) at Atlanta, 7/19/11
 Katie Douglas (26) and Jessica Davenport (25) vs. Phoenix, 6/28/11

CONSECUTIVE GAMES, 10+ POINTS**CAREER**

37	Tamika Catchings, 6/24/03 to 6/25/04
31	Tamika Catchings, 7/28/09 to 6/25/10
26	Tamika Catchings, 7/9/06 to 6/16/07
23	Tamika Catchings, 6/29/10 to 6/11/11
17	Tamika Catchings, 7/26/05 to 5/26/06
17	Natalie Williams, 7/23/03 to 5/23/04
15	Katie Douglas, 9/14/08 to 7/19/09
15	Tamika Catchings, 6/7/02 to 7/10/02

SEASON

25	Tamika Catchings, 6/24/03 to 8/25/03
20	Tamika Catchings, 6/29/10 to 8/22/10
18	Tamika Catchings, 7/28/09 to 9/13/09
15	Tamika Catchings, 7/9/06 to 8/13/06
15	Natalie Williams, 7/23/03 to 8/25/03
15	Tamika Catchings, 6/7/02 to 7/10/02
14	Tamika Catchings, 6/19/11 to 7/29/11
14	Katie Douglas, 6/6/09 to 7/19/09
14	Tamika Catchings, 7/26/05 to 8/27/05

SIX PLAYERS, 10+ POINTS, SAME GAME

Katie Douglas (20), Jessica Davenport (14), Tamika Catchings (13), Erin Phillips (13), Shyra Elly (10) and Tangelia Smith (10), vs. Connecticut, 7/13/11
 Tamika Catchings (16), Anna DeForge (14), Sheri Sam (14), Tammy Sutton-Brown (13), Tan White (11) and Tully Bevilacqua (10), vs. Chicago, 7/8/07
 Alicia Thompson (18), Stephanie White (16), Kara Wolters (13), Gordana Grubin (11), Monica Maxwell (11) and Rita Williams (10), vs. Cleveland, 8/4/00

FIVE PLAYERS, 10+ POINTS, SAME GAME

23 times, most recent (during 2011):
 Erin Phillips (21), Tamika Catchings (20), Katie Douglas (15), Tangelia Smith (11) and Shavonte Zellous (11), at Atlanta, 8/30/11
 Jessica Davenport (17), Tamika Catchings (15), Shavonte Zellous (12), Katie Douglas (11) and Erin Phillips (10), at Tulsa, 8/5/11
 Erin Phillips (14), Katie Douglas (12), Jessica Davenport (11), Shavonte Zellous (11) and Tamika Catchings (10), vs. Washington, 7/9/11

NO PLAYERS, 10+ POINTS, SAME GAME

vs. Connecticut, 8/28/08
 at Los Angeles, 7/9/04

In the first game following the 2008 Olympic Break, the Fever had zero double-figure scorers for only the second time in history.

INDIANA FEVER MISCELLANEOUS RECORDS

MOST GAMES, 10+ REBOUNDS

CAREER

77	Tamika Catchings, 2001 to present
19	Ebony Hoffman, 2004-10
19	Natalie Williams, 2003-05
13	Tammy Sutton-Brown, 2007 to present
8	Olympia Scott, 2001-02, 2006

SEASON

12	Tamika Catchings, 2002
10	Ebony Hoffman, 2008
10	Tamika Catchings, 2003
9	Tamika Catchings, 2007
9	Tamika Catchings, 2005
9	Natalie Williams, 2003
8	Tamika Catchings, 2010
7	Tamika Catchings, 2009

MOST GAMES, 10+ ASSISTS

CAREER

2	Tamika Catchings, 2001 to present
2	Coquese Washington, 2002-03
1	Briann January, 2009 to present
1	Stephanie White, 2000-04
1	Rita Williams, 2000-02

SEASON

1	Briann January, 2011
1	Tamika Catchings, 2007
1	Stephanie White, 2004
1	Tamika Catchings, 2003
1	Coquese Washington, 2003
1	Coquese Washington, 2002
1	Rita Williams, 2001

TRIPLE-DOUBLES

None

DOUBLE-DOUBLES

CAREER

72	Tamika Catchings, 2001 to present
15	Natalie Williams, 2003-05
10	Tammy Sutton-Brown, 2007 to present
9	Ebony Hoffman, 2004-10
6	Olympia Scott, 2001-02
3	Kara Wolters, 2000

SEASON

12	Tamika Catchings, 2002
11	Tamika Catchings, 2003
9	Tamika Catchings, 2005
9	Natalie Williams, 2003
8	Tamika Catchings, 2010
7	Tamika Catchings, 2009
7	Tamika Catchings, 2007
6	Tamika Catchings, 2006
5	Tammy Sutton-Brown, 2008
5	Tamika Catchings, 2004
5	Natalie Williams, 2004

CONSECUTIVE DOUBLE-DOUBLES

3	Tamika Catchings, 6/13/07 to 6/16/07
3	Tamika Catchings, 7/26/05 to 7/31/05
3	Natalie Williams, 6/20/03 to 6/24/03
3	Tamika Catchings, 8/6/02 to 8/9/02
2	14 times (last time: Tamika Catchings, 8/8/10 to 8/10/10)

TWO PLAYERS, DOUBLE-DOUBLES IN SAME GAME

Tamika Catchings (24 points, 11 rebounds) and Ebony Hoffman (17 points, 14 rebounds), at New York, NY, 6/26/09
Tammy Sutton-Brown (19 points, 11 rebounds) and Ebony Hoffman (10 points, 10 rebounds), at Minnesota, 9/9/08
Tan White (20 points, 10 rebounds) and Ebony Hoffman (10 points, 11 rebounds), vs. Los Angeles, 5/29/08
Tamika Catchings (16 points, 14 rebounds) and Ebony Hoffman (13 points, 13 rebounds) vs. Detroit, 5/20/06
Tamika Catchings (18 points, 16 rebounds) and Natalie Williams (11 points, 10 rebounds), vs. Charlotte, 8/20/05
Tamika Catchings (20 points, 13 rebounds) and Natalie Williams (14 points, 10 rebounds), vs. Houston, 8/7/03
Natalie Williams (24 points, 11 rebounds) and Tamika Catchings (11 points, 10 rebounds), at Sacramento, 6/14/03
Tamika Catchings (32 points, 12 rebounds) and Coquese Washington (10 points, 11 assists), vs. Orlando, 8/7/02
Tamika Catchings (28 points, 10 rebounds) and Olympia Scott (15 points, 10 rebounds), at Washington, 8/6/02

Tamika Catchings' 72 career double-doubles rank fifth in WNBA history entering the 2012 season.

SEVEN CONSECUTIVE WNBA PLAYOFF APPEARANCES
INDIANA FEVER ROOKIE RECORDS

GAMES PLAYED

34	Jeanette Pohlen, 2011
34	Tan White, 2005
33	Briann January, 2009
33	La'Tangela Atkinson, 2006
32	Tamika Catchings, 2002
32	Niele Ivey, 2001
30	Ebony Hoffman, 2004
30	Coretta Brown, 2003

MINUTES PLAYED

SEASON

1167	Tamika Catchings, 2002
708	Niele Ivey, 2001
693	Tan White, 2005
683	Briann January, 2009

GAME

42	Briann January at Detroit, OT, 9/4/09
41	Tamika Catchings at Orlando, OT, 7/3/02
41	Niele Ivey vs. Seattle, OT, 6/4/01
40	Coretta Brown at Connecticut, 2OT, 6/26/03

POINTS

SEASON

594	Tamika Catchings, 2002
257	Nadine Malcolm, 2001
242	Tan White, 2005
227	Briann January, 2009

GAME

32	Tamika Catchings vs. Orlando, 8/7/02
32	Tamika Catchings vs. New York, 6/8/02
28	Tamika Catchings at Washington, 8/6/02
27	Tamika Catchings at Detroit, 6/2/02
26	Tan White at Seattle, 6/4/05
26	Coretta Brown at Connecticut, 2OT, 6/26/03

MOST CONSECUTIVE GAMES SCORING

32	Tamika Catchings, 6/1/02 to 8/13/02
30	Tan White, 5/22/05 to 8/18/05
26	Briann January, 7/2/09 to 9/13/09

TIMES SCORING 30+ POINTS

2	Tamika Catchings, 2002
---	------------------------

TIMES SCORING 20+ POINTS

17	Tamika Catchings, 2002
3	Coretta Brown, 2003
2	Tan White, 2005

CONSECUTIVE 20-POINT SCORING GAMES

4	Tamika Catchings, 8/6/02 to 8/11/02
2	Coretta Brown, 6/20/03 to 6/21/03

MOST CONSECUTIVE GAMES SCORING 10+ POINTS

15	Tamika Catchings, 6/7/02 to 7/10/02
4	Briann January, 9/2/09 to 9/8/09
4	Coretta Brown, 6/14/03 to 6/21/03
4	Nadine Malcolm, 6/1/01 to 6/16/01

DOUBLE-DOUBLES

12	Tamika Catchings, 2002
----	------------------------

CONSECUTIVE DOUBLE-DOUBLES

2	Tamika Catchings, 8/6/02 to 8/9/02
---	------------------------------------

SCORING AVERAGE

18.6	Tamika Catchings, 2002
8.3	Nadine Malcolm, 2001
7.1	Tan White, 2005
6.9	Briann January, 2009

MOST FG MADE

SEASON

184	Tamika Catchings, 2002
90	Nadine Malcolm, 2001
85	Tan White, 2005

GAME

13	Tamika Catchings vs. Orlando, 8/7/02
----	--------------------------------------

MOST FG ATTEMPTED

SEASON

439	Tamika Catchings, 2002
254	Tan White, 2005

GAME

22	Tamika Catchings at Detroit, 8/9/02
----	-------------------------------------

FG PERCENTAGE

SEASON

MINIMUM 45 FGA

.495	Kelly Schumacher (46-93), 2001
.471	Jeanette Pohlen (48-102), 2011
.437	La'Tangela Atkinson (38-87), 2006

GAME

MINIMUM 5 FGA

1.000	Khadjajah Whittington (5-5) vs. New York, 9/11/08
.800	Jeanette Pohlen (4-5) at Connecticut, 7/28/11
.800	Nadine Malcolm (8-10) vs. Minnesota, 6/16/01
.800	Alison Bales (4-5) at Seattle, 7/27/07
.800	La'Tangela Atkinson (4-5) at New York, 8/8/06

3-POINT FG MADE

SEASON

76	Tamika Catchings, 2002
48	Jeanette Pohlen, 2011
36	Coretta Brown, 2003

GAME

6	Tamika Catchings at Orlando, OT, 7/3/02
5	Jeanette Pohlen at Phoenix, OT, 6/19/11
5	Tan White at Seattle, 6/4/05
5	Coretta Brown at Connecticut, 2OT, 6/26/03
5	Tamika Catchings (five times)

3-POINT FG ATTEMPTED

SEASON

193	Tamika Catchings, 2002
102	Jeanette Pohlen, 2011
100	Coretta Brown, 2003

GAME

12	Tamika Catchings at Washington, 8/6/02
10	Coretta Brown at Charlotte, 5/29/03

3-POINT FG PERCENTAGE

SEASON

MINIMUM 20 FGA

.468	Jeanette Pohlen (29-62), 2011
.411	Nadine Malcolm (23-46), 2001
.368	Jené Morris (14-38), 2010
.360	Coretta Brown (36-100), 2003

GAME

MINIMUM 4 FGA

1.000	Tamika Catchings (6-6) at Orlando, OT, 7/3/02
1.000	Jeanette Pohlen (5-5) at Phoenix, OT, 6/19/11
1.000	Nadine Malcolm (4-4) at New York, 7/9/01
.833	Coretta Brown (5-6) at Connecticut, 2OT, 6/26/03
.800	Jené Morris (4-5) at Seattle, 6/25/10

Jeanette Pohlen became the first rookie ever to lead the WNBA in 3-point FG percentage, shooting 46.8 percent (29-of-62).

INDIANA FEVER ROOKIE RECORDS

MOST FT MADE**SEASON**

150	Tamika Catchings, 2002
74	Briann January, 2009
56	Nadine Malcolm, 2001

GAME

14	Tamika Catchings vs. New York, 6/8/02
11	Tan White vs. Detroit, OT, 6/15/05

MOST FT ATTEMPTED**SEASON**

184	Tamika Catchings, 2002
87	Briann January, 2009
63	Danielle McCulley, 2000

GAME

16	Tamika Catchings vs. New York, 6/8/02
----	---------------------------------------

FT PERCENTAGE**SEASON****MINIMUM 45 FTA**

.871	Nadine Malcolm (56-62), 2001
.851	Briann January (74-87), 2009
.815	Tamika Catchings (150-184), 2002
.810	Tan White (47-58), 2005

GAME**MINIMUM 6 FTA**

1.000	Tan White (6-6) at Houston, 2OT, 5/29/05
1.000	Tamika Catchings (12-12) at Detroit, 6/2/02
1.000	Tamika Catchings (6-6) vs. Utah, 7/10/02
1.000	Tamika Catchings (6-6) at Orlando, 6/11/02
1.000	Nadine Malcolm (6-6) at Miami, 6/5/01

REBOUNDS**SEASON**

276	Tamika Catchings, 2002
91	Nadine Malcolm, 2001
87	Ebony Hoffman, 2004

GAME

15	Tamika Catchings vs. Charlotte, 8/3/02
----	--

MOST GAMES, 10+ REBOUNDS

12	Tamika Catchings, 2002
----	------------------------

HIGHEST REBOUNDING AVERAGE

8.6	Tamika Catchings, 2002
2.9	Ebony Hoffman, 2004
2.9	Nadine Malcolm, 2001

ASSISTS**SEASON**

118	Tamika Catchings, 2002
77	Briann January, 2009
70	Niele Ivey, 2001

GAME

7	Tamika Catchings (four times)
---	-------------------------------

HIGHEST ASSISTS PER GAME AVERAGE

3.7	Tamika Catchings, 2002
2.3	Briann January, 2009
2.2	Niele Ivey, 2001

STEALS**SEASON**

94	Tamika Catchings, 2002
36	Briann January, 2009
33	Niele Ivey, 2001
30	Tan White, 2005

GAME

9	Tamika Catchings vs. Minnesota, 7/26/02
---	---

BLOCKED SHOTS**SEASON**

43	Tamika Catchings, 2002
29	Kelly Schumacher, 2001

GAME

4	Khadjah Whittington vs. Washington, 5/17/08
4	Tamika Catchings vs. Miami, 8/11/02
4	Kelly Schumacher vs. Detroit, 6/22/01

The Fever's best free throw percentage by a rookie? Nadine Malcolm shot 87.1 percent from the line in 2001.

SEVEN CONSECUTIVE WNBA PLAYOFF APPEARANCES
FEVER TOP SCORING PERFORMANCES

PLAYER	FG-A	FT-A	TP
Katie Douglas vs. Washington, 7/28/09	9-19	15-16	34
Tamika Catchings vs. New York, 8/13/11	7-12	17-19	32
Katie Douglas vs. Connecticut, 7/30/09	10-21	10-12	32
Tamika Catchings at New York, 8/22/03	11-20	6-6	32
Tamika Catchings vs. Orlando, 8/7/02	13-20	1-1	32
Tamika Catchings vs. New York, 6/8/02	7-15	14-16	32
Tamika Catchings vs. New York, 7/10/03	11-20	4-6	31
Olympia Scott vs. Utah, 7/10/02	11-17	9-11	31
Katie Douglas vs. Atlanta, 9/11/11	11-18	3-4	30
Tamika Catchings vs. Atlanta, 8/6/10	10-20	10-11	30
Tamika Catchings at New York, 6/13/06	10-19	7-10	30
Tamika Catchings at Connecticut, 9/19/04	9-15	10-12	30
Tamika Catchings at Washington, 7/29/03	9-21	7-7	30
Nikki McCray at Portland, 6/20/02	11-13	6-7	30
Tamika Catchings vs. Phoenix, 8/13/10	10-16	5-5	29
Katie Douglas at Seattle, 6/25/10	9-14	8-10	29
Anna DeForge vs. Connecticut, 8/15/07	11-19	2-2	29
Tamika Whitmore vs. Charlotte, 6/18/06	10-16	8-8	29
Tamika Catchings at Washington, 7/24/03	9-13	7-8	29
Tamika Catchings vs. Charlotte, 6/17/03	8-17	12-13	29
Monica Maxwell vs. Los Angeles, 6/28/00	9-18	7-8	29
Katie Douglas at Phoenix, 8/8/10	11-17	3-3	28
Tamika Catchings at Chicago, 5/22/10	11-17	5-8	28
Katie Douglas at Phoenix, 8/8/09	8-27	6-6	28
Tamika Catchings at Washington, 7/21/09	6-15	14-14	28
Katie Douglas at New York, 6/26/09	11-27	1-1	28
Tamika Catchings vs. Phoenix, 5/24/05	6-13	15-17	28
Tamika Catchings at Washington, 8/6/02	10-20	3-5	28
Katie Douglas vs. New York, 6/10/11	10-18	1-2	27
Tamika Catchings at Minnesota, 6/6/10	7-9	10-10	27
Tamika Catchings vs. Phoenix, 9/2/09	9-18	6-7	27
Tamika Catchings vs. Los Angeles, 7/22/06	12-20	3-6	27
Tamika Catchings vs. Charlotte, 6/18/06	9-16	5-6	27
Tamika Catchings at Detroit, 6/2/02	7-10	12-12	27
Katie Douglas vs. Phoenix, 6/28/11	9-15	2-3	26
Tamika Catchings at San Antonio, 8/16/11	9-15	7-8	26
Tamika Catchings at Connecticut, 8/15/10	7-15	10-10	26
Tammy Sutton-Brown vs. Phoenix, 9/14/08	9-13	8-12	26
Tamika Catchings at Washington, 9/2/08	8-17	6-8	26
Ebony Hoffman at New York, 6/26/08	11-19	1-1	26
Katie Douglas at Detroit, 5/21/08	7-11	9-9	26
Tamika Whitmore at Chicago, 7/21/07	11-16	3-3	26
Tamika Catchings at Detroit, 6/16/07	5-10	14-16	26
Tamika Whitmore vs. San Antonio, 8/5/06	11-23	2-5	26
Anna DeForge at Los Angeles, 7/7/06	11-17	0-0	26
Tamika Whitmore at Phoenix, 6/23/06	10-17	6-6	26
Tamika Catchings vs. Washington, 6/7/06	8-15	8-8	26
Tamika Whitmore at Minnesota, 6/2/06	11-19	3-3	26
Tamika Catchings vs. Houston, 7/7/05	10-17	5-5	26
Tan White at Seattle, 6/4/05	10-19	1-1	26
Tamika Catchings vs. Phoenix, 7/2/03	7-18	9-11	26
Coretta Brown at Connecticut, 6/26/03	8-12	5-6	26

Only four Fever players have ever scored 30 points in a game – Katie Douglas, Tamika Catchings, Olympia Scott and Nikki McCray.

FEVER DOUBLE-DOUBLE PERFORMANCES

2011

Tamika Catchings vs. Washington, 9/7/11 (17 points, 10 rebounds)
 Jessica Davenport at Connecticut, 7/28/11 (10 points, 10 rebounds)
 Tamika Catchings at Connecticut, 7/17/11 (18 points, 15 rebounds)
 Tamika Catchings vs. Connecticut, 6/25/11 (13 points, 12 rebounds)
 Tamika Catchings at Phoenix, 6/19/11 (17 points, 15 rebounds)
 * Briann January vs. Tulsa, 6/14/11 (12 points, 10 assists)

2010

Tamika Catchings vs. Minnesota, 8/22/10 (17 points, 14 rebounds)
 Tamika Catchings at Los Angeles, 8/10/10 (11 points, 11 rebounds)
 Tamika Catchings at Phoenix, 8/8/10 (24 points, 10 rebounds)
 Tamika Catchings vs. Chicago, 7/27/10 (16 points, 10 rebounds)
 Tamika Catchings at New York, 7/18/10 (22 points, 10 rebounds)
 Tamika Catchings vs. Atlanta, 7/16/10 (23 points, 11 rebounds)
 Tamika Catchings vs. Connecticut, 6/13/10 (18 points, 13 rebounds)
 Tamika Catchings at Tulsa, 5/29/10 (15 points, 10 rebounds)

2009

Tamika Catchings at Chicago, 9/10/09 (16 points, 10 rebounds)
 Tamika Catchings at New York, 9/8/09 (17 points, 10 rebounds)
 Tammy Sutton-Brown vs. Washington, 9/6/09 (13 points, 11 rebounds)
 Tamika Catchings at Detroit, 9/4/09 (14 points, 13 rebounds)
 Tamika Catchings vs. Phoenix, 9/2/09 (27 points, 12 rebounds)
 Ebony Hoffman at Minnesota, 8/13/09 (24 points, 10 rebounds)
 Katie Douglas at Phoenix, 8/8/09 (28 points, 10 rebounds)
 Ebony Hoffman vs. Washington, 7/28/09 (10 points, 10 rebounds)
 Tamika Catchings at Washington, 7/21/09 (28 points, 10 rebounds)
 Tammy Sutton-Brown vs. Connecticut, 7/2/09 (14 points, 14 rebounds)
 Tamika Catchings vs. New York, 6/27/09 (13 points, 11 rebounds)
 Tamika Catchings at New York, 6/26/09 (24 points, 11 rebounds)
 Ebony Hoffman at New York, 6/26/09 (17 points, 14 rebounds)
 Tammy Sutton-Brown vs. Seattle, 6/9/09 (10 points, 10 rebounds)

2008

Ebony Hoffman at Minnesota, 9/9/08 (10 points, 10 rebounds)
 Tammy Sutton-Brown at Minnesota, 9/9/08 (19 points, 11 rebounds)
 Tamika Catchings at Atlanta, 9/8/08 (20 points, 10 rebounds)
 Tamika Catchings at Detroit, 9/5/08 (20 points, 10 rebounds)
 Tammy Sutton-Brown at Chicago, 7/22/08 (14 points, 10 rebounds)
 Tamika Catchings vs. Atlanta, 7/16/08 (18 points, 12 rebounds)
 Tammy Sutton-Brown vs. Chicago, 7/2/08 (11 points, 12 rebounds)
 Tammy Sutton-Brown at New York, 6/26/08 (23 points, 15 rebounds)
 Ebony Hoffman vs. Sacramento, 6/24/08 (23 points, 13 rebounds)
 Ebony Hoffman vs. San Antonio, 6/15/08 (10 points, 10 rebounds)
 Tammy Sutton-Brown at Atlanta, 6/13/08 (16 points, 12 rebounds)
 Tan White vs. Los Angeles, 5/29/08 (20 points, 10 rebounds)
 Ebony Hoffman vs. Los Angeles, 5/29/08 (10 points, 11 rebounds)

2007

Tammy Sutton-Brown vs. Connecticut, 8/15/07 (19 points, 10 rebounds)
 Tamika Whitmore vs. Washington, 7/31/07 (17 points, 15 rebounds)
 Tamika Catchings vs. Chicago, 7/18/07 (22 points, 13 rebounds)
 * Tamika Catchings vs. Chicago, 7/8/07 (16 points, 11 assists)
 Tamika Catchings at Los Angeles, 7/5/07 (17 points, 11 rebounds)
 Tamika Catchings at Detroit, 6/16/07 (26 points, 14 rebounds)
 Tamika Catchings vs. Phoenix, 6/15/07 (17 points, 15 rebounds)
 Tamika Catchings vs. Seattle, 6/13/07 (14 points, 10 rebounds)
 Tammy Sutton-Brown vs. New York, 6/10/07 (22 points, 13 rebounds)
 Tamika Catchings at Washington, 6/8/07 (24 points, 12 rebounds)

2006

Tamika Catchings vs. Connecticut, 8/9/06 (14 points, 12 rebounds)
 Tamika Catchings vs. Houston, 7/16/06 (11 points, 10 rebounds)
 Tamika Catchings vs. Detroit, 6/29/06 (17 points, 13 rebounds)
 Tamika Catchings vs. Charlotte, 6/18/06 (27 points, 13 rebounds)
 Tamika Catchings vs. Washington, 6/7/06 (26 points, 11 rebounds)
 Tamika Catchings vs. Detroit, 5/20/06 (16 points, 14 rebounds)
 Ebony Hoffman vs. Detroit, 5/20/06 (13 points, 13 rebounds)

2005

Tamika Catchings vs. Charlotte, 8/20/05 (18 points, 16 rebounds)
 Natalie Williams vs. Charlotte, 8/20/05 (11 points, 10 rebounds)
 Tamika Catchings vs. Connecticut, 8/6/05 (17 points, 13 rebounds)
 Tamika Catchings at New York, 7/31/05 (10 points, 10 rebounds)
 Tamika Catchings vs. Washington, 7/29/05 (22 points, 11 rebounds)
 Tamika Catchings at Connecticut, 7/26/05 (13 points, 10 rebounds)
 Tamika Catchings at Minnesota, 7/19/05 (12 points, 11 rebounds)
 Tamika Catchings vs. Detroit, 7/15/05 (20 points, 14 rebounds)
 Tamika Catchings at Washington, 6/18/05 (20 points, 15 rebounds)
 Tamika Catchings vs. Detroit, 6/15/05 (20 points, 16 rebounds)

2004

Tamika Catchings at Minnesota, 9/3/04 (12 points, 10 rebounds)
 Natalie Williams at Washington, 9/1/04 (16 points, 12 rebounds)
 Tamika Catchings at Houston, 7/31/04 (18 points, 13 rebounds)
 Tamika Catchings at Seattle, 7/22/04 (15 points, 10 rebounds)
 * Stephanie White vs. Houston, 7/14/04 (11 points, 10 assists)
 Natalie Williams at Connecticut, 7/6/04 (16 points, 15 rebounds)
 Tamika Catchings vs. Phoenix, 7/3/04 (19 points, 13 rebounds)
 Natalie Williams at Charlotte, 6/26/04 (11 points, 11 rebounds)
 Tamika Catchings vs. New York, 6/19/04 (25 points, 12 rebounds)
 Natalie Williams at New York, 6/11/04 (10 points, 10 rebounds)
 Deanna Jackson vs. Washington, 5/23/04 (14 points, 12 rebounds)
 Natalie Williams vs. New York, 5/21/04 (11 points, 12 rebounds)

2003

Natalie Williams vs. Connecticut, 8/25/03 (20 points, 10 rebounds)
 Natalie Williams vs. Cleveland, 8/23/03 (15 points, 11 rebounds)
 Tamika Catchings at New York, 8/22/03 (32 points, 14 rebounds)
 Natalie Williams vs. Charlotte, 8/16/03 (15 points, 17 rebounds)
 Tamika Catchings vs. Washington, 8/12/03 (20 points, 15 rebounds)
 * Tamika Catchings at Cleveland, 8/10/03 (21 points, 10 assists)
 Tamika Catchings vs. Houston, 8/7/03 (20 points, 13 rebounds)
 Natalie Williams vs. Houston, 8/7/03 (14 points, 10 rebounds)
 Tamika Catchings at Connecticut, 8/3/03 (14 points, 11 rebounds)
 Natalie Williams at Washington, 7/29/03 (21 points, 13 rebounds)
 Tamika Catchings vs. Detroit, 7/16/03 (22 points, 13 rebounds)
 Tamika Catchings at Cleveland, 6/29/03 (19 points, 10 rebounds)
 Tamika Catchings at Connecticut, 6/26/03 (25 points, 16 rebounds)
 Natalie Williams at Detroit, 6/24/03 (14 points, 11 rebounds)
 Natalie Williams at Minnesota, 6/21/03 (12 points, 10 rebounds)
 Natalie Williams vs. Connecticut, 6/20/03 (18 points, 11 rebounds)
 Tamika Catchings vs. Charlotte, 6/17/03 (29 points, 10 rebounds)
 Natalie Williams at Sacramento, 6/14/03 (24 points, 11 rebounds)
 Tamika Catchings at Sacramento, 6/14/03 (11 points, 10 rebounds)
 Tamika Catchings vs. Washington, 5/31/03 (15 points, 11 rebounds)

All eight Fever double-doubles during the 2010 season were recorded by one player – Tamika Catchings.

SEVEN CONSECUTIVE WNBA PLAYOFF APPEARANCES
FEVER DOUBLE-DOUBLE PERFORMANCES

2002

Tamika Catchings at Detroit, 8/9/02 (21 points, 12 rebounds)
Tamika Catchings vs. Orlando, 8/7/02 (32 points, 12 rebounds)
* Coquese Washington vs. Orlando, 8/7/02 (10 points, 11 assists)
Tamika Catchings at Washington, 8/6/02 (28 points, 10 rebounds)
Olympia Scott at Washington, 8/6/02 (15 points, 10 rebounds)
Tamika Catchings vs. Charlotte, 8/3/02 (14 points, 15 rebounds)
Tamika Catchings at Sacramento, 7/30/02 (24 points, 11 rebounds)
Tamika Catchings vs. New York, 7/19/02 (21 points, 12 rebounds)
Olympia Scott vs. Los Angeles, 7/17/02 (12 points, 10 rebounds)
Olympia Scott vs. Miami, 7/12/02 (14 points, 11 rebounds)
Tamika Catchings vs. Cleveland, 7/8/02 (24 points, 10 rebounds)
Tamika Catchings vs. Sacramento, 6/28/02 (21 points, 12 rebounds)
Tamika Catchings at Utah, 6/18/02 (14 points, 11 rebounds)
Tamika Catchings vs. New York, 6/8/02 (32 points, 14 rebounds)
Tamika Catchings at Washington, 6/7/02 (15 points, 11 rebounds)
Tamika Catchings vs. Detroit, 6/1/02 (23 points, 13 rebounds)

2001

* Rita Williams vs. Detroit, 8/12/01 (20 points, 10 assists)
Jurgita Streimikyte vs. Utah, 7/18/01 (12 points, 11 rebounds)
Angie Braziel at Houston, 7/6/01 (10 points, 10 rebounds)
Olympia Scott vs. Detroit, 6/22/01 (14 points, 10 rebounds)
Olympia Scott vs. Minnesota, 6/16/01 (13 points, 10 rebounds)
Olympia Scott at Minnesota, 6/12/01 (12 points, 10 rebounds)
Monica Maxwell vs. Seattle, 6/4/01 (11 points, 12 rebounds)

2000

Kara Wolters vs. Detroit, 8/7/00 (14 points, 10 rebounds)
Monica Maxwell vs. Charlotte, 7/22/00 (18 points, 10 rebounds)
Kara Wolters at Orlando, 7/6/00 (16 points, 10 rebounds)
Kara Wolters at Houston, 6/24/00 (18 points, 10 rebounds)
Alicia Thompson vs. Orlando, 6/3/00 (22 points, 15 rebounds)

** indicates double-double in points and assists*

2012 INDIANA FEVER MEDIA GUIDE
OPPONENT TEAM RECORDS

MOST POINTS SCORED

SEASON

2518 (74.1 per game) in 2010

2510 in 2011

2501 (73.6) in 2009

GAME

111 at Detroit, 6/18/00

106 vs. Phoenix, 9/2/09

102 at New York, 3OT, 6/26/08

96 vs. Minnesota, 6/7/09

95 at Connecticut, 9/13/09

93 vs. Atlanta, 9/11/11

93 at Phoenix, OT, 6/19/11

93 at Houston, 6/24/00

93 vs. Atlanta, 8/6/10

HALF

66 at Detroit (2nd), 6/18/00

60 vs. Minnesota (1st), 6/7/09

55 at Connecticut (2nd), 9/13/09

55 vs. Phoenix (1st), 9/2/09

55 vs. Washington (2nd), 8/12/03

QUARTER

34 vs. Minnesota (1st), 6/7/09

32 vs. Phoenix (3rd), 9/2/09

31 vs. Sacramento (1st), 6/24/08

31 vs. Connecticut (4th), 6/22/07

OVERTIME

19 at Houston (2nd), 2OT, 5/29/05

17 at New York, OT, 9/16/04

16 at New York (1st), 3OT, 6/26/08

HIGHEST SCORING AVERAGE

SEASON

74.1 (2518 points) in 2010

73.8 (2510) in 2011

73.6 (2501) in 2009

FEWEST POINTS SCORED

SEASON

2129 (66.5 per game) in 2002

2133 (62.7) in 2005

GAME

42 vs. Washington, 9/4/04

44 at New York, 8/8/06

45 vs. Washington, 7/6/02

45 vs. Seattle, 7/14/00

HALF

14 at Washington (1st), 7/8/08

17 at San Antonio (1st), 5/23/06

19 vs. Washington (2nd), 9/4/04

19 at Cleveland (2nd), 8/13/02

19 at Detroit (2nd), 8/9/02

QUARTER

4 vs. Seattle (2nd), 6/13/07

5 at New York (3rd), 8/8/06

5 at San Antonio (2nd), 5/23/06

OVERTIME

1 vs. Connecticut, OT, 7/30/09

4 at New York (2nd), 3OT, 6/26/08

4 vs. Los Angeles (1st), 2OT, 5/29/05

4 vs. Detroit, OT, 6/15/05

4 at Houston (1st), 2OT, 5/29/05

LOWEST SCORING AVERAGE

SEASON

62.7 (2133 points) in 2005

66.0 (2245) in 2004

MOST FG MADE

SEASON

925 in 2011

909 in 2009

891 in 2008

GAME

41 vs. Phoenix, 9/2/09

36 at Atlanta, 8/30/11

36 vs. Phoenix, 8/13/10

36 vs. Minnesota, 6/7/09

36 at Los Angeles, 8/6/01

FEWEST FG MADE

SEASON

775 in 2005

804 in 2004

804 in 2002

GAME

12 at Minnesota, 6/6/10

15 at Charlotte, 7/23/05

16, five times

MOST FG ATTEMPTED

SEASON

2192 in 2007

2182 in 2011

2128 in 2010

GAME

86 at Phoenix, OT, 6/19/11

86 vs. Los Angeles, 2OT, 5/29/08

85 vs. Minnesota, 8/22/10

85 at New York, 3OT, 6/26/08

FEWEST FG ATTEMPTED

SEASON

1798 in 2005

1817 in 2002

GAME

41 vs. Charlotte, 8/20/05

43, three times (last vs. San Antonio, 7/21/05)

HIGHEST FG PERCENTAGE

SEASON

.4492 (853-1899) in 2001

.4491 (839-1868) in 2000

GAME

.6316 vs. Minnesota (36-57), 6/7/09

.6153 at New York (32-52), 6/5/07

.6042 vs. Utah (29-48), 7/10/02

LOWEST FG PERCENTAGE

SEASON

.4019 (881-2192) in 2007

.4159 (885-2128) in 2010

.4189 (891-2127) in 2008

GAME

.207 at Minnesota (12-58), 6/6/10

.242 vs. San Antonio (16-66), 7/23/03

.262 at Connecticut (17-65), 5/27/08

MOST 3-POINT FG MADE

SEASON

181 in 2010

179 in 2011

162 in 2002

GAME

12 vs. New York, 8/3/10

12 at Connecticut, 2OT, 6/26/03

11 vs. Connecticut, 7/13/11

In just the eighth game in Fever history – June 18, 2000 – Detroit scored an opponent-record 111 points against Indiana.

SEVEN CONSECUTIVE WNBA PLAYOFF APPEARANCES
OPPONENT TEAM RECORDS

FEWEST 3-POINT FG MADE

SEASON
109 in 2000
121 in 2004

MOST 3-POINT FG ATTEMPTED

SEASON
547 in 2010
534 in 2011
483 in 2009
483 in 2007
GAME
28 at Phoenix, OT, 6/19/11
28 at Connecticut, 6/11/10
27 at New York, OT, 7/18/10
27 vs. Connecticut, OT, 7/30/09
27 at Connecticut, 2OT, 6/26/03

FEWEST 3-POINT FG ATTEMPTED

SEASON
352 in 2004
358 in 2000
GAME
2 at Detroit, 7/17/05
3 vs. San Antonio, 9/10/04
3 at Washington, 7/1/04
3 vs. Utah, 7/18/01

HIGHEST 3-POINT FG PERCENTAGE

SEASON
.373 (157-421) in 2003
.357 (131-367) in 2001
.344 (121-352) in 2004
GAME
.857 at Connecticut (6-7), 7/26/05
.833 at Washington (5-6), OT, 7/29/03

LOWEST 3-POINT FG PERCENTAGE

SEASON
.304 (109-358) in 2000
.309 (137-444) in 2006

MOST 3-POINT FG ATTEMPTS, NONE MADE

9 vs. Cleveland (0-9), 8/23/03
8 at Detroit (0-8), 5/21/08
7 vs. San Antonio (0-7), OT, 7/24/07

MOST FT MADE

SEASON
567 in 2010
540 in 2008
529 in 2009
GAME
40 at Detroit, 6/18/00
35 at Connecticut, 9/19/04

FEWEST FT MADE

SEASON
359 in 2002
412 in 2001
413 in 2006
GAME
2 vs. Seattle, 7/5/11
2 vs. Connecticut, 8/15/07
2 vs. New York, 8/27/05

MOST FT ATTEMPTED

SEASON
716 in 2010
706 in 2008
695 in 2004
GAME
54 at Detroit, 6/18/00
43 at Connecticut, 9/19/04

FEWEST FT ATTEMPTED

SEASON
503 in 2002
559 in 2006
GAME
2 vs. Connecticut, 8/15/07
4 vs. Seattle, 7/5/11
4 vs. New York, 8/27/05

HIGHEST FT PERCENTAGE

SEASON
.792 (567-716) in 2010
.768 (490-638) in 2003
.765 (540-706) in 2008
GAME
MINIMUM 10 FTA
1,000 vs. Connecticut (13-13), 6/25/11
1,000 at San Antonio (13-13), 6/1/04
1,000 at New York (12-12), 6/11/11
1,000 at New York (10-10), 8/17/10
.957 at Chicago (22-23), OT, 5/22/10
.947 vs. New York (18-19), 6/7/03

LOWEST FT PERCENTAGE

SEASON
.707 (412-583) in 2001
.714 (359-503) in 2002
GAME
.357 vs. Tulsa (5-14), 7/8/10
.385 vs. Portland (5-13), 6/27/01
.400 vs. Minnesota (4-10), 7/26/02

MOST REBOUNDS

SEASON
1171 in 2008
1167 in 2009
1164 in 2007
GAME
50 at Atlanta, 2OT, 6/6/09
48 at Chicago, 2OT, 8/7/07
47 vs. Sacramento, 8/5/07

FEWEST REBOUNDS

SEASON
932 in 2002
954 in 2000
GAME
17 at San Antonio, 6/1/04
18 at Seattle, 6/21/02

MOST OFFENSIVE REBOUNDS

SEASON
369 in 2007
359 in 2011
339 in 2010
GAME
24 vs. Washington, 9/6/09
21 vs. Detroit, 5/31/08
20 vs. Chicago, 6/21/06
20 at Miami, 6/1/00

In the Fever's 2009 season opener at Atlanta, the Dream pulled down an opponent-record 50 rebounds against Indiana.

2012 INDIANA FEVER MEDIA GUIDE
OPPONENT TEAM RECORDS

FEWEST OFFENSIVE REBOUNDS

SEASON

279 in 2005
281 in 2004

GAME

1 at New York, 6/5/07
1 vs. Los Angeles, 7/22/06
2 vs. Charlotte, 6/5/04
2 at Houston, 7/8/03

MOST DEFENSIVE REBOUNDS

SEASON

849 in 2009
833 in 2008

795 in 2007

GAME

38 at Atlanta, 2OT, 6/6/09
37 vs. Los Angeles, 2OT, 5/29/08
36 at Los Angeles, 6/22/08

FEWEST DEFENSIVE REBOUNDS

SEASON

633 in 2000
644 in 2002

GAME

10 at New York, 6/11/11
10 vs. Washington, 9/4/04
11 vs. New York, 7/19/02

MOST ASSISTS

SEASON

585 in 2001
570 in 2002

GAME

29 at Connecticut, 9/13/09
29 at Los Angeles, 8/6/01
28 at Minnesota, 6/2/06

FEWEST ASSISTS

SEASON

435 in 2005
475 in 2007

477 in 2008

GAME

5 vs. Washington, 7/31/07
5 at New York, 8/8/06
5 at San Antonio, 8/11/05
5 at Charlotte, 6/26/04

MOST STEALS

SEASON

294 in 2008
282 in 2010

280 in 2007

GAME

20 at Detroit, 6/18/00
17 vs. New York, 6/10/07
16 vs. New York, 7/19/02
16 at Washington, 7/20/00
16 vs. Sacramento, 6/21/00

FEWEST STEALS

SEASON

226 in 2002
227 in 2003

GAME

0 at Detroit, 8/11/07
1 at Detroit, 6/16/06
1 vs. Utah, 7/10/02

MOST BLOCKED SHOTS

SEASON

170 in 2003
162 in 2004

GAME

12 vs. Los Angeles, 2OT, 5/29/08
11 vs. Seattle, 9/13/04
10, seven times (last: at Atlanta, 7/19/11)

FEWEST BLOCKED SHOTS

SEASON

75 in 2000
105 in 2006

MOST PERSONAL FOULS

SEASON

700 in 2009
687 in 2010

685 in 2006

GAME

34 vs. Minnesota, OT, 8/22/10
34 vs. Washington, 6/3/07
34 vs. Detroit, 5/20/06
32 vs. Phoenix, OT, 7/1/01

FEWEST PERSONAL FOULS

SEASON

603 in 2004
612 in 2000

GAME

8 at New York, 9/8/09
10 at Chicago, 7/10/09
10 at Los Angeles, 8/4/01
10 at New York, 7/20/03

MOST DISQUALIFICATIONS

SEASON

9 in 2002
8 in 2009

8 in 2006

FEWEST DISQUALIFICATIONS

SEASON

1 in 2011, 2004
2 in 2008, 2005

MOST TURNOVERS

SEASON

638 in 2009
617 in 2006

610 in 2007

GAME

28 at Seattle, 7/9/06
27 at Atlanta, 2OT, 6/6/09
27 vs. San Antonio, 8/5/06
26, five times (last: vs. Washington, 5/15/10)

FEWEST TURNOVERS

SEASON

466 in 2004
466 in 2001

GAME

5 at Miami, 6/30/02
6 vs. Phoenix, 6/15/07
6 at Sacramento, 8/3/01

In the Fever's only victory at KeyArena in Seattle, July 9, 2006, the Storm committed an opponent-record 28 turnovers.

SEVEN CONSECUTIVE WNBA PLAYOFF APPEARANCES
 OPPONENT INDIVIDUAL RECORDS

MOST POINTS

- 40 Cappie Pondexter, at New York, OT, 7/18/10
- 34 Chamique Holdsclaw, at Washington, 7/24/03
- 33 Lindsey Harding, vs. Washington, 7/30/10
- 32 Angel McCoughtry, vs. Atlanta, 9/11/11
- 32 Diana Taurasi, at Phoenix, OT, 6/19/11
- 32 Nykesha Sales, vs. Connecticut, 8/15/07
- 32 Deanna Nolan, vs. Detroit, OT, 6/15/05
- 31 Angel McCoughtry, vs. Atlanta, 8/6/10
- 31 Janel McCarville, at New York, 3OT, 6/26/08
- 31 Seimone Augustus, at Minnesota, 6/2/06
- 31 Sheryl Swoopes, at Houston, 2OT, 5/29/05
- 31 Tina Thompson, at Houston, 7/31/04

MOST FG MADE

- 14 Cappie Pondexter, at New York, OT, 7/18/10
- 14 Janel McCarville, at New York, 3OT, 6/26/08
- 13 Nykesha Sales, vs. Connecticut, 8/15/07
- 13 Chasity Melvin, at Chicago, 2OT, 8/7/07
- 13 Seimone Augustus, at Minnesota, 6/2/06
- 13 Tari Phillips, at New York, 6/30/00

MOST FG ATTEMPTED

- 24 Seimone Augustus, at Minnesota, 6/2/06
- 23 Diana Taurasi, at Phoenix, OT, 6/19/11
- 23 Tina Thompson, at Los Angeles, 8/10/10
- 23 Seimone Augustus, vs. Minnesota, 7/24/08
- 23 Lisa Leslie, vs. Los Angeles, 2OT, 5/29/08
- 23 Sheryl Swoopes, at Houston, 2OT, 5/29/05

HIGHEST FG PERCENTAGE

MINIMUM 6 FGA

- 1.000 Michelle Snow (9-9), at Houston, 2OT, 5/29/05
- .909 LaToya Thomas (10-11), at Cleveland, 6/29/03
- .889 Deanna Nolan (8-9), at Detroit, 9/5/08
- .875 Plenette Pierson (7-8), vs. Phoenix, 5/24/05
- .875 Dawn Staley (7-8), at Charlotte, 8/20/03

MOST 3-POINT FG MADE

- 6 Danielle McCray, at Connecticut, 7/17/11
- 6 Nicole Powell, vs. New York, 8/3/10
- 6 Katie Douglas, at Connecticut, 2OT, 6/26/03
- 6 Crystal Robinson, at New York, 6/25/02
- 5 10 times (last by Leilani Mitchell and Cappie Pondexter, at New York, OT, 7/18/10)

MOST 3-POINT FG ATTEMPTED

- 12 Diana Taurasi, at Phoenix, OT, 6/19/11
- 10 six times (last: Renee Montgomery, at Connecticut, 6/11/10)

HIGHEST 3-POINT FG PERCENTAGE

MINIMUM 4 FGA

- 1.000 Tan White (5-5), vs. Connecticut, 7/13/11
- 1.000 Lindsay Whalen (4-4), at Connecticut, 7/26/05
- 1.000 Tina Thompson (4-4), at Houston, 7/31/04
- .857 Nicole Powell (6-7), vs. New York, 8/3/10
- .833 Sue Bird (5-6), vs. Seattle, 7/5/11
- .833 Leilani Mitchell (5-6), at New York, OT, 7/18/10
- .833 Shanna Crossley (5-6), vs. San Antonio, 8/27/09
- .833 Tina Thompson (5-6), vs. Houston, 6/7/08

MOST FT MADE

- 14 Angel McCoughtry, vs. Atlanta, 7/16/10
- 13 Chamique Holdsclaw, at Washington, 7/24/03
- 12 Angel McCoughtry, vs. Atlanta, 9/11/11
- 12 Angel McCoughtry, vs. Atlanta, 8/6/10
- 11 seven times (last by Betty Lennox, at Atlanta, 9/8/08)

MOST FT ATTEMPTED

- 17 Angel McCoughtry, vs. Atlanta, 7/16/10
- 16 Angel McCoughtry, vs. Atlanta, 8/6/10
- 16 Chamique Holdsclaw, at Washington, 7/1/04
- 14 Angel McCoughtry, vs. Atlanta, 9/11/11
- 14 Tina Thompson, at Houston, 7/31/04
- 14 Lisa Leslie, vs. Los Angeles, 7/17/02

HIGHEST FT PERCENTAGE

MINIMUM 10 FTA

- 1.000 Chamique Holdsclaw (13-13), at Washington, 7/24/03
- 1.000 Lauren Jackson (11-11), at Seattle, 6/4/05
- 1.000 Angel McCoughtry (10-10), at Atlanta, 8/1/10
- 1.000 Sancho Lyttle (10-10), vs. Atlanta, 6/19/10
- 1.000 Katie Smith (10-10), vs. Detroit, 7/20/07

MOST REBOUNDS

- 20 Sancho Lyttle, vs. Atlanta, 6/19/10
- 20 Candice Dupree, at Chicago, 2OT, 8/7/07
- 18 Candice Dupree, at Phoenix, OT, 6/19/11
- 18 Sylvia Fowles, at Chicago, 7/6/10
- 18 Cheryl Ford, at Detroit, 6/16/06
- 17 Sylvia Fowles, at Chicago, 6/27/10
- 17 Erika DeSouza, at Atlanta, 2OT, 6/6/09
- 16 Tina Charles, at Connecticut, 9/2/11
- 16 Nicky Anosike, at Minnesota, 8/13/09
- 16 Candace Parker, vs. Los Angeles, 2OT, 5/29/08
- 16 Yolanda Griffith, vs. Sacramento, 6/21/00

MOST OFFENSIVE REBOUNDS

- 8 Candice Dupree, at Phoenix, OT, 6/19/11
- 8 Taj McWilliams-Franklin, vs. Connecticut, 8/9/06
- 8 Natalie Williams, at Utah, 7/29/00
- 7 Erika DeSouza, vs. Atlanta, 7/17/09
- 7 Yolanda Griffith, vs. Sacramento, 6/21/00

MOST DEFENSIVE REBOUNDS

- 16 Sancho Lyttle, vs. Atlanta, 6/19/10
- 14 Sylvia Fowles, at Chicago, 7/6/10
- 14 Ann Wauters, vs. San Antonio, 8/27/09
- 14 Candace Parker, vs. Los Angeles, 2OT, 5/29/08
- 14 Candice Dupree, at Chicago, 2OT, 8/7/07

MOST ASSISTS

- 13 Ticha Penicheiro, at Sacramento, 7/30/02
- 12 Teresa Weatherspoon, at New York, 6/30/00

MOST STEALS

- 8 Chamique Holdsclaw, at Washington, 7/20/00
- 6 Sancho Lyttle, at Houston, 6/28/08
- 6 Lisa Leslie, vs. Los Angeles, 6/25/04
- 6 Deanna Nolan, vs. Detroit, 6/9/04
- 6 Stacey Thomas, vs. Portland, 7/3/00

MOST BLOCKED SHOTS

- 6 Tina Charles, at Connecticut, 6/11/10
- 6 Alison Bales, at Atlanta, 5/16/10
- 6 Candace Parker, vs. Los Angeles, 2OT, 5/29/08
- 6 Tammy Sutton-Brown, vs. Charlotte, 7/28/04
- 6 Lisa Leslie, at Los Angeles, 7/19/04
- 6 Margo Dydek, at Utah, 7/29/00
- 5 12 times (last by Erika de Souza, at Atlanta, 7/19/11)

MOST TURNOVERS

- 9 Kelly Miller, vs. Phoenix, 7/18/06
- 8 six times (last by Cappie Pondexter, vs. New York, 8/13/11)

New York's Cappie Pondexter shot 14-of-21 with five 3-pointers and 7-of-8 FT shooting to score 40 points against Indiana, 7/18/10.

OPPONENT TOP SCORING & DOUBLE-DOUBLE PERFORMANCES

TOP SCORING PERFORMANCES

PLAYER	FG-A	FT-A	TP
Cappie Pondexter, at New York, 7/18/10	14-21	7-8	40
Chamique Holdscraw, at Washington, 7/24/03	10-16	13-13	34
Lindsey Harding, vs. Washington, 7/30/10	11-18	9-9	33
Angel McCoughtry, at Atlanta, 9/11/11	9-14	12-14	32
Diana Taurasi, at Phoenix, ot, 6/19/11	10-23	9-12	32
Nykesha Sales, vs. Connecticut, 8/15/07	13-22	2-2	32
Deanna Nolan, vs. Detroit, 6/15/05	11-21	9-9	32
Angel McCoughtry, vs. Atlanta, 8/6/10	9-17	12-16	31
Janel McCarville, at New York, 6/26/08	13-22	5-6	31
Seimone Augustus, at Minnesota, 6/2/06	13-24	4-5	31
Sheryl Swoopes, at Houston, 5/29/05	11-23	8-12	31
Tina Thompson, at Houston, 7/31/04	8-17	11-14	31
Cappie Pondexter, vs. New York, 8/13/11	12-21	4-6	30
Katie Douglas, vs. Connecticut, 6/22/07	10-18	6-7	30
Chamique Holdscraw, at Washington, 7/20/00	12-18	6-8	30
Tari Phillips, at New York, 6/30/00	13-19	3-4	30

DOUBLE-DOUBLE PERFORMANCES

2011
Alison Bales, vs. Atlanta, 9/11/11 (15 points, 11 rebounds)
Crystal Langhorne, vs. Washington, 9/7/11 (18 points, 15 rebounds)
Tina Charles, at Connecticut, 9/2/11 (10 points, 16 rebounds)
Sancho Lyttle, at Atlanta, 8/30/11 (14 points, 11 rebounds)
Sylvia Fowles, at Chicago, 8/7/11 (21 points, 12 rebounds)
Tina Charles, at Connecticut, 7/28/11 (13 points, 10 rebounds)
Erika de Souza, at Atlanta, 7/19/11 (15 points, 11 rebounds)
Tina Charles, at Connecticut, 7/17/11 (18 points, 14 rebounds)
Tina Charles, vs. Connecticut, 7/13/11 (15 points, 11 rebounds)
Tina Charles, vs. Connecticut, 6/25/11 (12 points, 11 rebounds)
Candice Dupree, at Phoenix, ot, 6/19/11 (21 points, 18 rebounds)

2010

Erika DeSouza, at Atlanta, 5/16/10 (14 points, 11 rebounds)
Sylvia Fowles, at Chicago, 5/22/10 (22 points, 12 rebounds)
Rebekkah Brunson, at Minnesota, 6/6/10 (10 points, 12 rebounds)
Tina Charles, at Connecticut, 6/11/10 (12 points, 12 rebounds)
Sancho Lyttle, vs. Atlanta, 6/19/10 (20 points, 20 rebounds)
Sylvia Fowles, at Chicago, 6/27/10 (11 points, 17 rebounds)
Crystal Langhorne, at Washington, 6/29/10 (14 points, 10 rebounds)
Sylvia Fowles, at Chicago (26 points, 18 rebounds)
Crystal Langhorne, at Washington, 7/24/10 (15 points, 13 rebounds)
Janel McCarville, vs. New York, 8/3/10 (11 points, 10 rebounds)
Tina Thompson, at Los Angeles, 8/10/10 (21 points, 13 rebounds)
Tina Charles, at Connecticut, 8/15/10 (18 points, 13 rebounds)
Taj McWilliams-Franklin, at New York, 8/17/10 (14 points, 10 rebounds)

2009

Nicole Powell, vs. Sacramento, 8/29/09 (19 points, 11 rebounds)
Ann Wauters, vs. San Antonio, 8/27/09 (18 points, 14 rebounds)
Rebekkah Brunson, at Sacramento, 8/20/09 (16 points, 10 rebounds)
Nicole Powell, at Sacramento, 8/20/09 (14 points, 10 rebounds)
Nicky Anosike, at Minnesota, 8/13/09 (14 points, 16 rebounds)
Lisa Leslie, at Los Angeles, 8/10/09 (21 points, 11 rebounds)
Candice Dupree, vs. Chicago, 8/5/09 (19 points, 13 rebounds)
Sandrine Gruda, vs. Connecticut, 7/30/09 (19 points, 10 rebounds)
Erika DeSouza, vs. Atlanta, 7/17/09 (23 points, 14 rebounds)
Candice Dupree, vs. Chicago, 7/15/09 (17 points, 10 rebounds)
Lisa Leslie, vs. Los Angeles, 6/12/09 (21 points, 13 rebounds)
Erika DeSouza, at Atlanta, 6/6/09 (16 points, 17 rebounds)

2008

Rebekkah Brunson, at Sacramento, 7/26/08 (15 points, 10 rebounds)
Nicky Anosike, vs. Minnesota, 7/24/08 (11 points, 10 rebounds)
Jia Perkins, at Chicago, 7/22/08 (13 points, 10 rebounds)
Candice Dupree, vs. Chicago, 7/20/08 (20 points, 13 rebounds)
Sancho Lyttle, at Houston, 6/28/08 (15 points, 10 rebounds)
Candace Parker, at Los Angeles, 6/22/08 (10 points, 10 rebounds)
Ann Wauters, vs. San Antonio, 6/15/08 (19 points, 10 rebounds)
Candace Parker, vs. Los Angeles, 5/29/08 (16 points, 16 rebounds)
Nakia Sanford, vs. Washington, 5/17/08 (14 points, 11 rebounds)

2007

Deanna Nolan, at Detroit, 8/11/07 (26 points, 10 rebounds)
Chasity Melvin, at Chicago, 8/7/07 (26 points, 10 rebounds)
Tangela Smith, at Phoenix, 7/29/07 (18 points, 12 rebounds)
Lauren Jackson, at Seattle, 7/27/07 (27 points, 10 rebounds)
Nakia Sanford, at Washington, 7/17/07 (15 points, 10 rebounds)
DeLisha Milton-Jones, at Washington, 7/1/07 (10 points, 14 rebounds)
Margo Dydek, vs. Connecticut, 6/22/07 (10 points, 10 rebounds)
Katie Feenstra, at Detroit, 6/16/07 (14 points, 11 rebounds)

2006

Taj McWilliams-Fran, vs. Connecticut, 8/9/06 (14 points, 14 rebounds)
Mistie Williams, vs. Houston, 7/16/06 (11 points, 12 rebounds)
Lisa Leslie, at Los Angeles, 7/7/06 (22 points, 15 rebounds)
Lindsay Whalen, vs. Connecticut, 7/1/06 (10 points, 10 rebounds)
Alana Beard, at Washington, 6/27/06 (24 points, 10 rebounds)
Cheryl Ford, at Detroit, 6/16/06 (15 points, 18 rebounds)
Tangela Smith, at Charlotte, 6/9/06 (16 points, 11 rebounds)
Nicole Ohlde, at Minnesota, 6/2/06 (13 points, 14 rebounds)
Sophia Young, at San Antonio, 5/23/06 (12 points, 10 rebounds)

2005

Cheryl Ford, at Detroit, 8/25/05 (14 points, 10 rebounds)
Chasity Melvin, vs. Washington, 8/18/05 (20 points, 10 rebounds)
Lisa Leslie, at Los Angeles, 8/13/05, (15 points, 11 rebounds)
Taj McWilliams-Fran, vs. Connecticut, 8/6/05 (14 points, 12 rebounds)
Lauren Jackson, at Seattle, 6/4/05 (24 points, 15 rebounds)
Janell Burke, at Seattle, 6/4/05 (15 points, 10 rebounds)

2004

Tina Thompson, at Houston, 7/31/04 (31 points, 10 rebounds)
Lisa Leslie, at Los Angeles, 7/19/04 (23 points, 10 rebounds)
* Lindsay Whalen, at Connecticut, 7/6/04 (16 points, 10 assists)
Taj McWilliams-Franklin, vs. Connecticut, 6/22/04 (18 points, 14 rebounds)
Yolanda Griffithy, vs. Sacramento, 6/16/04 (17 points, 13 rebounds)
Chamique Holdscraw, vs. Washington, 5/23/04 (17 points, 10 rebounds)
Elena Baranova, vs. New York, 5/21/04 (10 points, 11 rebounds)

2003

Chamique Holdscraw, at Washington, 7/29/03 (28 points, 15 rebounds)
Elena Baranova, vs. New York, 7/10/03 (12 points, 12 rebounds)
Cheryl Ford, vs. Detroit, 7/6/03 (10 points, 10 rebounds)
Simone Edwards, vs. Seattle, 6/28/03 (14 points, 11 rebounds)
* Sue Bird, vs. Seattle, 6/28/03 (11 points, 11 assists)
* Shannon Johnson, vs. Connecticut, 6/20/03 (16 points, 10 assists)
* Ticha Penicheiro, at Sacramento, 6/14/03 (16 points, 10 assists)
Lisa Leslie, at Los Angeles, 6/12/03 (21 points, 13 rebounds)
Chamique Holdscraw, vs. Washington, 5/31/03 (17 points, 12 rebounds)

Sancho Lyttle's 20-point, 20-rebound double-double on June 19, 2010 was the first 20-20 effort ever recorded against the Fever.

SEVEN CONSECUTIVE WNBA PLAYOFF APPEARANCES
OPPONENT TOP SCORING & DOUBLE-DOUBLE PERFORMANCES

2002

Penny Taylor, at Cleveland, 8/13/02 (22 points, 10 rebounds)
Katie Douglas, vs. Orlando, 8/7/02 (15 points, 12 rebounds)
Svetlana Abrosimova, vs. Minnesota, 7/26/02 (11 points, 11 rebounds)
Lisa Leslie, vs. Los Angeles, 7/17/02 (14 points, 14 rebounds)
Mwadi Mabika, vs. Los Angeles, 7/17/02 (27 points, 10 rebounds)
Sheri Sam, vs. Miami, 7/12/02 (15 points, 10 rebounds)
Margo Dydek, vs. Utah, 7/10/02 (16 points, 11 rebounds)
Margo Dydek, at Utah, 6/18/02 (12 points, 12 rebounds)

2001

Lisa Leslie, at Los Angeles, 8/6/01 (23 points, 13 rebounds)
Natalie Williams, at Utah, 8/4/01 (10 points, 10 rebounds)
Tari Phillips, at New York, 7/9/01 (20 points, 14 rebounds)
Tari Phillips, vs. New York, 7/8/01 (24 points, 13 rebounds)
* Dawn Staley, vs. Charlotte, 6/29/01 (10 points, 10 assists)
Tammy Sutton-Brown, vs. Charlotte, 6/29/01 (20 points, 10 rebounds)
Tari Phillips, at New York, 6/2/01 (21 points, 12 rebounds)

2000

Chamique Holdseclaw, vs. Washington, 8/3/00 (22 points, 11 rebounds)
Natalie Williams, at Utah, 7/29/00 (22 points, 15 rebounds)
Tari Phillips, at New York, 6/30/00 (30 points, 12 rebounds)
Lisa Leslie, vs. Los Angeles, 6/28/00 (13 points, 13 rebounds)
Yolanda Griffith, vs. Sacramento, 6/21/00 (16 points, 16 rebounds)
* Shannon Johnson, vs. Orlando, 6/3/00 (16 points, 10 assists)
Marlies Askamp, at Miami, 6/1/00 (13 points, 10 rebounds)

** indicates double-double in points and assists*

The Fever plays exactly 17 games before the 2012 Olympic Break and 17 after the break. In 2008, only 8 games followed the break.



presented by
Community Health Network

Fever
BASKETBALL.com

PLAYOFF HISTORY AND RECORDS

ALL-TIME PLAYOFF SUMMARY

All-Time Record:	17-20 (.459)
Home Record:	13-5 (.722)
Road Record:	4-15 (.211)
Conference Semifinals:	11-10 (.524)
Conference Finals:	4-7 (.363)
WNBA Finals:	2-3 (.400)
In Elimination Games:	7-8 (.467)
Home Record:	6-1 (.857)
Road Record:	1-7 (.125)
All-Time Series Record:	5-8 (.384)
Conference Semifinals:	4-4 (.500)
Conference Finals:	1-3 (.250)
WNBA Finals:	0-1 (.000)
Most Playoff Wins, One Year:	6 (2009), 3 (2007)
Most Playoff Losses, One Year:	4 (2009), 3 (2007, 2011)
Most Consecutive Series Won:	2 (2009)
Most Consecutive Games Won, Overall:	3 (8/25/07 to 8/31/07)
Most Consecutive Games Won, One Series:	2 (2005 ESF, 2007 ESF, 2009 ESF, 2009 EF, 2009 Finals)
Most Consecutive Series Lost:	2 (2005-06, 2007-08, 2009-10)
Most Consecutive Games Lost, Overall:	4 (9/8/05 to 8/23/07)
Most Consecutive Games Lost, One Series:	2 (2002 ESF, 2005 EF, 2006 ESF, 2007 EF, 2009 Finals, 2011 EF)

ANNUAL TEAM STATISTICS

OFFENSE

YEAR	G	FG-A	PCT	3FG-A	PCT	FT-A	PCT	OR	DR	TR	AVG	A	PF-D	ST	TO	BS	PTS	AVG
2002	3	75-170	.441	19-54	.352	29-40	.725	34	58	92	30.7	46	52-1	11	46	4	198	66.0
2005	4	83-236	.352	21-46	.457	69-86	.802	50	75	125	31.3	46	87-2	34	36	11	256	64.0
2006	2	53-133	.398	10-31	.323	23-35	.657	25	44	69	34.5	20	54-2	10	32	7	139	69.5
2007	6	161-421	.382	43-120	.358	97-125	.776	56	168	224	37.3	94	112-1	49	78	21	462	77.0
2008	3	71-187	.380	19-65	.292	61-68	.897	22	70	92	30.7	45	66-0	21	51	11	222	74.0
2009	10	292-672	.435	55-176	.313	195-244	.799	89	241	330	33.0	168	208-2	91	150	50	834	83.4
2010	3	75-180	.417	15-44	.341	57-67	.851	27	61	88	29.3	37	54-0	26	38	14	222	74.0
2011	6	160-388	.412	37-104	.356	87-109	.798	73	139	212	35.3	89	112-0	48	104	27	444	74.0

DEFENSE

Year	G	FG-A	Pct	3FG-A	Pct	FT-A	Pct	OR	DR	TR	Avg	A	PF-D	ST	TO	BS	PTS	AVG
2002	3	86-170	.506	12-34	.353	30-42	.714	22	55	77	25.7	59	49-0	21	33	3	214	71.3
2005	4	81-194	.418	16-46	.348	73-93	.785	25	85	110	27.5	48	79-1	17	50	12	251	62.8
2006	2	61-132	.462	6-18	.333	38-56	.679	26	50	76	38.0	37	45-0	10	25	7	166	83.0
2007	6	181-435	.416	37-102	.363	64-93	.688	67	184	251	41.8	108	128-0	29	90	26	463	77.2
2008	3	86-199	.432	16-43	.372	55-60	.917	33	74	107	35.7	43	71-1	25	50	9	243	81.0
2009	10	301-688	.438	65-174	.374	173-210	.824	110	238	348	34.8	144	222-3	71	161	49	840	84.0
2010	3	88-201	.438	17-47	.362	36-43	.837	36	66	102	34.0	44	58-0	16	45	8	229	76.3
2011	6	180-400	.450	32-83	.386	80-116	.690	65	146	211	35.2	99	105-1	60	85	30	472	78.7

COACHING RECORDS

HEAD COACH

	YEARS	APPEARANCES	GMS	W-L	PCT.
Nell Fortner	2001-03	1	3	1-2	.333
Brian Winters	2004-07	3	12	5-7	.417
Lin Dunn	2008 to present	4	22	11-11	.500
TOTALS		8	37	17-20	.459

PLAYOFF SEEDING

PLAYOFF RECORDS WHEN

SINGLE-GAME RECORD

SERIES RECORD

#1 Seed	9-7	3-2
#2 Seed	5-5	2-2
#3 Seed	1-4	0-2
#4 Seed	2-4	0-2
Higher-Seeded Team	11-5	5-1
Same-Seeded Team	2-3	0-1
Lower-Seeded Team	4-12	0-6

Indiana's loss to Atlanta in the 2011 East Finals marked the first time a higher-seeded Fever team lost a WNBA playoff series.

PLAYOFF HISTORY AND RECORDS

WNBA SEEDS BY SEASON	EAST 1	EAST 2	EAST 3	EAST 4	WEST 1	WEST 2	WEST 3	WEST 4
2000 – Fever Did Not Advance	NYL	CLE	ORL	WAS	LAS	HOU	SAC	PHO
2001 – Fever Did Not Advance	CLE	NYL	MIA	CHA	LAS	SAC	UTA	HOU
2002 – East No. 4	NYL	CHA	WAS	<u>IND</u>	LAS	HOU	UTA	SEA
2003 – Fever Did Not Advance	DET	CHA	CON	CLE	LAS	HOU	SAC	MIN
2004 – Fever Did Not Advance	CON	NYL	DET	WAS	LAS	SEA	MIN	SAC
2005 – East No. 2	CON	<u>IND</u>	NYL	DET	SAC	SEA	HOU	LAS
2006 – East No. 3	CON	DET	<u>IND</u>	WAS	LAS	SAC	HOU	SEA
2007 – East No. 2	DET	<u>IND</u>	CON	NYL	PHO	SAN	SAC	SEA
2008 – East No. 4	DET	CON	NYL	<u>IND</u>	SAN	SEA	LAS	SAC
2009 – East No. 1	<u>IND</u>	ATL	DET	WAS	PHO	SEA	LAS	SAN
2010 – East No. 3	WAS	NYL	<u>IND</u>	ATL	SEA	PHO	SAN	LAS
2011 – East No. 1	<u>IND</u>	CON	ATL	NYL	MIN	SEA	PHO	SAN

ATTENDANCE RECORDS

LARGEST SEASON TOTAL

132,594 in 2009 (10 games)
 50,213 in 2007 (6 games)
 48,825 in 2011 (6 games)
 38,841 in 2010 (3 games)
 33,657 in 2002 (3 games)

LARGEST SEASON AVERAGE

13,259 in 2009 (10 games)
 12,947 in 2010 (3 games)
 11,219 in 2002 (3 games)
 8,369 in 2007 (6 games)
 8,138 in 2011 (6 games)

LARGEST HOME ATTENDANCE

18,165 vs. Phoenix, 10/7/09
 18,165 vs. Phoenix, 10/4/09
 18,165 vs. Detroit, 9/26/09
 10,198 vs. New York, 8/16/02
 9,655 vs. Washington, 9/19/09
 9,623 vs. Detroit, 8/31/07
 9,210 vs. Detroit, 9/25/09
 9,036 vs. Atlanta, 9/27/11
 8,777 vs. Connecticut, 9/10/05
 8,253 vs. Atlanta, 9/22/11
 7,613 vs. Detroit, 9/19/08
 7,608 vs. New York, 9/15/11
 7,535 vs. New York, 8/29/10
 7,298 vs. Connecticut, 8/25/07
 7,261 vs. Detroit, 8/17/06

LARGEST AWAY ATTENDANCE

17,313 at Phoenix, 10/9/09
 16,758 at Phoenix, 10/1/09
 16,682 at New York, 9/1/10
 14,624 at New York, 8/26/10
 12,471 at New York, 8/20/02
 11,617 at Phoenix, 9/29/09
 10,988 at New York, 8/18/02
 10,153 at Detroit, 9/2/03
 9,856 at Detroit, 8/3/03
 8,830 at Detroit, 8/19/06
 8,508 at New York, 9/17/11
 8,296 at Detroit, 9/23/08
 8,219 at Detroit, 9/21/08
 7,729 at New York, 8/30/05



October 7, 2009: A capacity crowd of 18,165 looks on at Bankers Life Fieldhouse during Game 4 of the WNBA Finals between the Fever and Phoenix Mercury. Indiana led the series 2-1 with a chance to win its first WNBA crown before this throng of onlookers. Phoenix won the game, 90-77, and captured the title two nights later in Phoenix.

In eight playoff seasons, the Fever has been seeded #1, #2, #3 or #4 a total of two times each.

2012 INDIANA FEVER MEDIA GUIDE
GAME-BY-GAME RESULTS

2002 WNBA EASTERN CONFERENCE SEMIFINALS | #4 INDIANA FEVER vs. #1 NEW YORK LIBERTY

Gm	Date	Site	Result	Series	IND Points	IND Rebounds	IND Assists	OPP Points	Attend.
1	8/16/02	at IND	W, 73-55	1-0	Catchings 29	Richardson 14	McCray 5	Whitmore 18	10,198
2	8/18/02	at NY	L, 65-84	1-1	Catchings 20	Catchings 14	Washington 5	Whitmore 24	10,988
3	8/20/02	at NY	L, 60-75	1-2	McCray 14	Richardson 9	Washington 7	Johnson 19	12,471

2005 WNBA EASTERN CONFERENCE SEMIFINALS | #2 INDIANA FEVER vs. #3 NEW YORK LIBERTY

Gm	Date	Site	Result	Series	IND Points	IND Rebounds	IND Assists	OPP Points	Attend.
1	8/30/05	at NY	W, 63-51	1-0	Catchings 19	Catchings 12	Miller 3	Johnson 17	7,729
2	9/1/05	at IND	W, 58-50	2-0	Catchings 19	Catchings 12	Streimikyte 4	Hammon 14	5,085

2005 WNBA EASTERN CONFERENCE FINALS | #2 INDIANA FEVER vs. #1 CONNECTICUT SUN

Gm	Date	Site	Result	Series	IND Points	IND Rebounds	IND Assists	OPP Points	Attend.
1	9/8/05	at IND	L, 68-73	0-1	Miller 14	Catchings 8	Bevilaqua 4	McW-Franklin 24	8,777
2	9/10/05	at CON	L, 67-77 (ot)	0-2	Catchings 21	Williams 11	Catchings 5	McW-Franklin 15	7,588

2006 WNBA EASTERN CONFERENCE SEMIFINALS | #3 INDIANA FEVER vs. #2 DETROIT SHOCK

Gm	Date	Site	Result	Series	IND Points	IND Rebounds	IND Assists	OPP Points	Attend.
1	8/17/06	at IND	L, 56-68	0-1	Catchings 17	Atkinson 11	Catchings 5	Nolan 18	7,261
2	8/19/06	at DET	L, 83-98	0-2	Whitmore 41	Whitmore 10	DeForge 3	Ford 23	8,830

2007 WNBA EASTERN CONFERENCE SEMIFINALS | #2 INDIANA FEVER vs. #3 CONNECTICUT SUN

Gm	Date	Site	Result	Series	IND Points	IND Rebounds	IND Assists	OPP Points	Attend.
1	8/23/07	at CON	L, 88-93 (3ot)	0-1	DeForge 31	Catchings 20	Catchings 7	Sales 25	7,271
2	8/25/07	at IND	W, 78-59	1-1	DeForge 26	Catchings 13	White/Whitmore 4	Douglas 11	7,298
3	8/27/07	at IND	W, 93-88 (ot)	2-1	Catchings 30	Catchings 13	Catchings 6	Douglas 27	6,012

2007 WNBA EASTERN CONFERENCE FINALS | #2 INDIANA FEVER vs. #1 DETROIT SHOCK

Gm	Date	Site	Result	Series	IND Points	IND Rebounds	IND Assists	OPP Points	Attend.
1	8/31/07	at IND	W, 75-65	1-0	Catchings 22	Catchings 11	Bevilaqua 4	Pierson 19	9,623
2	9/2/07	at DET	L, 63-77	1-1	DeForge 13	three with 4	Whitmore 4	Nolan 24	10,153
3	9/3/07	at DET	L, 65-81	1-2	Sutton-Brown 17	Sam/Sutton-Brown 10	Sam, Whitmore 4	Nolan 30	9,856

2008 WNBA EASTERN CONFERENCE SEMIFINALS | #4 INDIANA FEVER vs. #1 DETROIT SHOCK

Gm	Date	Site	Result	Series	IND Points	IND Rebounds	IND Assists	OPP Points	Attend.
1	9/17/09	at WAS	L, 72-81	0-1	Catchings/Hoffman 19	Sutton-Brown 6	Catchings 7	Nolan 22	7,613
2	9/21/08	at DET	W, 89-82 (ot)	1-1	Catchings 27	Hoffman 12	Bevilaqua 5	Nolan/Pierson 16	8,219
3	9/23/08	at DET	L, 61-80	1-2	Sutton-Brown 20	Hoffman 10	Catchings 8	Nolan 21	8,296

2009 WNBA EASTERN CONFERENCE SEMIFINALS | #1 INDIANA FEVER vs. #4 WASHINGTON MYSTICS

Gm	Date	Site	Result	Series	IND Points	IND Rebounds	IND Assists	OPP Points	Attend.
1	9/17/09	at WAS	W, 88-79	1-0	Catchings 26	Catchings 12	three with 3	Langhorne 18	6,332
2	9/19/09	at IND	W, 81-74 (ot)	2-0	Catchings 24	Catchings 16	Catchings/Douglas 5	Langhorne 15	9,655

2009 WNBA EASTERN CONFERENCE FINALS | #1 INDIANA FEVER vs. #3 DETROIT SHOCK

Gm	Date	Site	Result	Series	IND Points	IND Rebounds	IND Assists	OPP Points	Attend.
1	9/23/09	at DET	L, 56-72	0-1	Douglas 16	Catchings 11	Bevilaqua/Douglas 5	Zellous 23	7,214
2	9/25/09	at IND	W, 79-75	1-1	Catchings 22	Catchings 9	Catchings 5	Nolan 23	9,210
3	9/26/09	at IND	W, 72-67	2-1	Sutton-Brown 17	Catchings 8	Catchings 5	Nolan 16	18,165

2009 WNBA FINALS | #1 INDIANA FEVER vs. #1 PHOENIX MERCURY

Gm	Date	Site	Result	Series	IND Points	IND Rebounds	IND Assists	OPP Points	Attend.
1	9/29/09	at PHO	L, 116-120 (ot)	0-1	Douglas 30	Hoffman 8	January 7	Pondexter/Taylor 23	11,617
2	10/1/09	at PHO	W, 93-84	1-1	Catchings 19	Catchings 9	Catchings 11	Taurasi 20	16,758
3	10/4/09	at IND	W, 86-85	2-1	Hoffman 18	Catchings 12	Catchings/Douglas 7	Pondexter 23	18,165
4	10/7/09	at IND	L, 77-90	2-2	Catchings 24	Catchings 12	Catchings/Douglas 4	Pondexter 22	18,165
5	10/9/09	at PHO	L, 86-94	2-3	Sutton-Brown 22	Catchings 9	Douglas 9	Taurasi 26	17,313

2010 WNBA EASTERN CONFERENCE SEMIFINALS | #3 INDIANA FEVER vs. #2 NEW YORK LIBERTY

Gm	Date	Site	Result	Series	IND Points	IND Rebounds	IND Assists	OPP Points	Attend.
1	8/26/10	at NY	L, 73-85	0-1	Catchings 18	Davenport 8	Catchings 6	Pondexter 28	14,624
2	8/29/10	at IND	W, 75-67	1-1	Catchings 17	Catchings 13	Douglas 5	Pondexter 24	7,535
3	9/1/10	at NY	L, 74-77	1-2	Douglas 24	Catchings 6	Douglas 4	Pondexter 30	16,682

The Indiana Fever has reached the WNBA Playoffs in seven straight seasons and 8 of 12 overall.

SEVEN CONSECUTIVE WNBA PLAYOFF APPEARANCES
 GAME-BY-GAME RESULTS

2011 WNBA EASTERN CONFERENCE SEMIFINALS | #1 INDIANA FEVER vs. #4 NEW YORK LIBERTY

Gm	Date	Site	Result	Series	IND Points	IND Rebounds	IND Assists	OPP Points	Attend.
1	9/15/11	at IND	W, 74-72	1-0	Douglas 25	Sutton-Brown 7	Bobbitt, Phillips 3	Pondexter 18	7,608
2	9/17/11	² at NY	L, 72-87	1-1	Douglas 20	Catchings 9	Bobbitt, Phillips 4	Powell 19	8,508
3	9/19/11	at IND	W, 72-62	2-1	Douglas 21	Catchings 8	Catchings 4	Powell 19	7,368

2011 WNBA EASTERN CONFERENCE FINALS | #1 INDIANA FEVER vs. #3 ATLANTA DREAM

Gm	Date	Site	Result	Series	IND Points	IND Rebounds	IND Assists	OPP Points	Attend.
1	9/22/11	at IND	W, 82-74	1-0	Smith 25	Catchings 13	three with 3	Harding 17	8,253
2	9/25/11	at ATL	L, 77-94	1-1	Douglas 25	Catchings 9	Douglas 6	Castro Marques 30	8,052
3	9/27/11	at IND	L, 67-83	1-2	Douglas 16	Douglas/Suttun-Bro 9	Catchings/Phillips 3	McCoughtry 26	9,036

¹ game played at Comcast Center (College Park, Md.)

² game played at Prudential Center (Newark, N.J.)



The Eastern Conference Champions in 2009, the Fever beat Detroit to end three straight years of playoff elimination by the Shock. The championship game at Bankers Life Fieldhouse wound up being the Shock's final game before moving its franchise to Tulsa.

STANDING: Briann January, Tammy Sutton-Brown, Shay Murphy, Tamecka Dixon, Katie Douglas, Jessica Davenport, Ebony Hoffman, Christina Wirth and Jessica Moore. **KNEELING:** Tully Bevilaqua and Tamika Catchings.



Bankers Life Fieldhouse was host to three consecutive Fever sellout crowds (18,165) to cap Indiana's 2009 run to the WNBA Finals.

FEVER TEAM PLAYOFF RECORDS

HIGHEST AVERAGE PPG**SEASON**

83.4 in 2009

77.0 in 2007

74.0 in 2011

74.0 in 2010

74.0 in 2008

SERIES

91.6 vs. Phoenix, 2009 Finals

86.3 vs. Connecticut, 2007 ESF

84.5 vs. Washington, 2009 ESF

LOWEST AVERAGE PPG**SEASON**

64.0 in 2005

66.0 in 2002

SERIES

60.5 vs. New York, 2005 ESF

66.0 vs. New York, 2002 ESF

MOST POINTS SCORED**SEASON**

834 in 2009

462 in 2007

444 in 2011

256 in 2005

SERIES

458 vs. Phoenix, 2009 Finals

259 vs. Connecticut, 2007 ESF

226 vs. Atlanta, 2011 EF

222 vs. Detroit, 2008 ESF

207 vs. Detroit, 2009 EF

GAME

116 at Phoenix, OT, 9/29/09

93 at Phoenix, 10/1/09

93 vs. Connecticut, OT, 8/27/07

89 at Detroit, OT, 9/21/08

HALF

53 at Phoenix (1st), 9/29/09

52 at Phoenix (2nd), 9/29/09

51 at Atlanta (1st), 9/25/11

49 at Washington (2nd), 9/17/09

49 at Detroit (2nd), 8/19/06

QUARTER

33 at Phoenix (3rd), 9/29/09

32 at Washington (4th), 9/17/09

31 at Phoenix (1st), 10/1/09

31 at Phoenix (1st), 9/29/09

30 at Detroit (3rd), 8/19/06

OVERTIME

16 vs. Connecticut, 8/27/07

14 at Detroit, 9/21/08

12 vs. Washington, 9/19/09

11 at Phoenix, 9/29/09

FEWEST POINTS SCORED**SEASON**

139 in 2006

198 in 2002

SERIES

121 vs. New York, 2005 ESF

135 vs. Connecticut, 2005 EF

GAME

56 at Detroit, 9/23/09

56 vs. Detroit, 8/17/06

58 vs. Connecticut, 9/8/05

58 vs. New York, 9/1/05

HALF

19 at Detroit (2nd), 9/23/09

19 at Detroit (1st), 9/23/08

25 at Connecticut (1st), 8/23/07

QUARTER

6 at Detroit (3rd), 9/23/09

7 at Detroit (1st), 9/23/08

7 at Connecticut (1st), 8/23/07

8 at New York (4th), 9/1/10

OVERTIME

6 at Connecticut (2nd), 8/23/07

LARGEST WINNING MARGIN**GAME**

+19 vs. Connecticut (78-59), 8/25/07

+18 vs. New York (73-55), 8/16/02

+12 at New York (63-51), 8/30/05

HALF

+19 vs. Connecticut (40-21, 1st), 8/25/07

+13 at Washington (49-36, 2nd), 9/17/09

+12 vs. New York (39-27, 1st), 8/29/10

+12 vs. Connecticut (45-33, 2nd), 8/27/07

QUARTER

+13 vs. New York (21-8, 1st), 8/29/10

+13 at Detroit (24-11, 3rd), 9/23/08

+12 vs. New York (28-16, 1st), 9/15/11

+12 at Connecticut (24-12, 4th), 8/23/07

+12 vs. Connecticut (29-17, 4th), 8/27/07

OVERTIME

+7 vs. Washington (12-5), 9/19/09

+7 at Detroit (14-7), 9/21/08

+5 vs. Connecticut (16-11), 8/27/07

ANY TIME OF GAME

+25 vs. Connecticut (1:32, 3rd quarter, led 59-34), 8/25/07

+23 vs. New York (2:26, 2nd half, led 71-48), 8/16/02

+21 vs. New York (6:53, 3rd quarter, led 48-27), 8/29/10

+17 at Phoenix (0:05.6, 3rd quarter, led 77-60), 10/1/09

+15 at New York (14:40, 1st half, led 17-2), 8/20/02

LARGEST LOSING MARGIN**GAME**

-19 at Detroit (80-61), 9/23/08

-19 at New York (84-65), 8/18/02

-17 at Atlanta (94-77), 9/25/11

-16 vs. Atlanta (83-67), 9/27/11

-16 at Detroit (72-56), 9/23/09

-16 at Detroit (81-65), 9/3/07

HALF

-30 at Detroit (49-19, 1st), 9/23/08

-19 at New York (46-27, 2nd), 8/20/02

-18 at Detroit (37-19, 2nd), 9/23/09

QUARTER

-23 at Detroit (30-7, 1st), 9/23/08

-16 at Phoenix (35-19, 2nd), 10/9/09

-13 at Detroit (25-12, 2nd), 9/2/07

OVERTIME

-10 at Connecticut (17-7), 9/10/05

ANY TIME OF GAME

-31 at Detroit (5:34, 2nd quarter, trailed 41-10), 9/23/08

-29 at Detroit (2:42, 4th quarter, trailed 68-39), 9/2/07

-24 vs. Atlanta (2:50, 4th quarter, trailed 80-56), 9/27/11

-24 at New York (1:50, 4th quarter, trailed 85-61), 9/17/11

-24 at New York (6:33, 2nd half, trailed 71-47), 8/18/02

ESF –
Eastern Conference
SemifinalsEF –
Eastern Conference
Finals

The largest deficit ever overcome in a WNBA Playoff game was 22 points when the Fever beat Connecticut on Aug. 27, 2007.

FEVER TEAM PLAYOFF RECORDS

BEST COMEBACKS**BY FEVER**

22 (6:36, 2nd quarter, trailed 39-17) vs. Connecticut, 8/27/07 (Won 93-88, OT)

11 (1:10, 2nd quarter, trailed 51-40) at Phoenix, 10/9/09 (Lost 86-94)

BY OPPONENTS

15 (40-25, 2nd quarter, led 40-25) vs. New York, 9/15/11 (Won 74-72)

15 (14:40, first half, led 17-2) at New York, 8/20/02 (Lost 75-60)

13 (6:00, first quarter, led 16-3) at Detroit, 9/3/07 (Lost 81-65)

LARGEST SWING IN POINTS [FROM DOUBLE-DIGIT DEFICIT]**BY FEVER**

27 (6:36, 2nd quarter, trailed 39-17; 0:04.00, overtime, led 93-88) vs. Connecticut, 8/27/07 (Won, 93-88)

BY OPPONENTS

34 (14:40, first half, led 17-2; 1:28, second half, trailed 73-54) at New York, 8/20/02 (Lost 75-60)

33 (6:00, first quarter, led 16-3; 3:58, 4th quarter, trailed 78-58) at Detroit, 9/3/07 (Lost 81-65)

MOST FG MADE**SEASON**

292 in 2009

161 in 2007

160 in 2011

SERIES

170 vs. Phoenix, 2009 Finals

95 vs. Connecticut, 2007 ESF

83 vs. Atlanta, 2011 EF

GAME

45 at Phoenix, OT, 9/29/09

34 at Connecticut, 3OT, 8/23/07

33 at Phoenix, 10/1/09

33 at Phoenix, 10/9/09

FEWEST FG MADE**SEASON**

53 in 2006

71 in 2008

SERIES

34 vs. New York, 2005 ESF

49 vs. Connecticut, 2005 EF

GAME

16 vs. New York, 9/1/05

18 at New York, 8/30/05

MOST FG ATTEMPTED**SEASON**

672 in 2009

421 in 2007

388 in 2011

SERIES

363 vs. Phoenix, 2009 Finals

226 vs. Connecticut, 2007 ESF

209 vs. Atlanta, 2011 EF

GAME

88 at Connecticut, 3OT, 8/23/07

81 at Phoenix, OT, 9/29/09

75 at Phoenix, 10/9/09

FEWEST FG ATTEMPTED**SEASON**

133 in 2006

170 in 2002

SERIES

103 vs. New York, 2005 ESF

GAME

46 at Indiana, 8/30/05

52 at New York, 8/20/02

HIGHEST FG PERCENTAGE**SEASON**

.441 (75-170) in 2002

.435 (292-672) in 2009

.417 (75-180) in 2010

SERIES

.468 (170-363) vs. Phoenix, 2009 Finals

.441 (75-170) vs. New York, 2002 ESF

.430 (77-179) vs. New York, 2011 ESF

GAME

.556 (45-81) at Phoenix, OT, 9/29/09

.509 (28-55) vs. New York, 8/16/02

.493 (33-67) at Phoenix, 10/1/09

.476 (30-63) at Washington, 9/17/09

LOWEST FG PERCENTAGE**SEASON**

.352 (83-236) in 2005

.380 (71-187) in 2008

SERIES

.330 (34-103) vs. New York, 2005 ESF

.338 (66-195) vs. Detroit, 2007 EF

.368 (49-133) vs. Connecticut, 2006 EF

GAME

.281 (16-57) vs. New York, 9/1/05

.323 (21-65) vs. Detroit, 8/31/07

.324 (23-71) vs. Washington, OT, 9/19/09

MOST 3-POINT FG MADE**SEASON**

55 in 2009

43 in 2007

37 in 2011

SERIES

32 vs. Phoenix, 2009 Finals

24 vs. Connecticut, 2007 ESF

19 vs. Atlanta, 2011 EF

19 vs. Detroit, 2008 ESF

19 vs. New York, 2002 ESF

19 vs. Detroit, 2007 EF

GAME

11 at Detroit, OT, 9/21/08

10 vs. Phoenix, 10/4/09

10 at Phoenix, OT, 9/29/09

10 vs. Connecticut, OT, 8/27/07

FEWEST 3-POINT FG MADE**SEASON**

10 in 2006

SERIES

8 vs. Washington, 2009 ESF

10 vs. Detroit, 2006 ESF

10 vs. Connecticut, 2005 EF

GAME

2 vs. Phoenix, 10/7/09

2 at Detroit, 9/23/08

3 vs. Washington, OT, 9/19/09



The 2007 Eastern Conference Semifinals between Indiana and Connecticut featured four overtime sessions in three games.

2012 INDIANA FEVER MEDIA GUIDE
FEVER TEAM PLAYOFF RECORDS

MOST 3-POINT FG ATTEMPTED

SEASON

176 in 2009
120 in 2007
104 in 2011

SERIES

93 vs. Phoenix, 2009 Finals

65 vs. Detroit, 2008 ESF

64 vs. Detroit, 2007 EF

GAME

26 at Detroit, OT, 9/21/08

23 vs. Detroit, 8/31/07

22 vs. Detroit, 9/19/08

FEWEST 3-POINT FG ATTEMPTED

SEASON

31 in 2006
44 in 2010
46 in 2005

SERIES

22 vs. Connecticut, 2005 EF

24 vs. New York, 2005 ESF

GAME

10 vs. Connecticut, 9/8/05

10 at Connecticut, OT, 9/10/05

HIGHEST 3-POINT FG PERCENTAGE

SEASON

.457 (21-46) in 2005
.358 (43-120) in 2007
.356 (37-104) in 2011

SERIES

.458 (11-24) vs. New York, 2005 ESF

.455 (10-22) vs. Connecticut, 2005 EF

.429 (24-56) vs. Connecticut, 2007 ESF

GAME

.600 (6-10) vs. Connecticut, 9/8/05

.500 (10-20) vs. Connecticut, OT, 8/27/07

.500 (5-10) vs. New York, 8/30/05

LOWEST 3-POINT FG PERCENTAGE

SEASON

.292 (19-65) in 2008
.313 (55-176) in 2009
.323 (10-31) in 2006

SERIES

.229 (8-35) vs. Washington, 2009 ESF

.292 (19-65) vs. Detroit, 2008 ESF

.297 (19-64) vs. Detroit, 2007 EF

GAME

.111 (2-18) vs. Phoenix, 10/7/09

.118 (2-17) at Detroit, 9/23/08

.150 (3-20) vs. Washington, OT, 9/19/09

MOST FT MADE

SEASON

195 in 2009
97 in 2007
87 in 2011

SERIES

86 vs. Phoenix, 2009 Finals

61 vs. Detroit, 2008 ESF

57 vs. New York, 2010 ESF

55 vs. Washington, 2009 ESF

GAME

34 at Detroit, OT, 9/21/08

32 vs. Washington, OT, 9/19/09

28 vs. Detroit, 9/26/09

FEWEST FT MADE

SEASON

23 in 2006
29 in 2002

SERIES

23 vs. Detroit, 2006 ESF

27 vs. Connecticut, 2005 EF

GAME

5 at New York, 9/17/11

6 at Detroit, 9/23/09

6 at New York, 8/20/02

7 vs. Atlanta, 9/27/11

MOST FT ATTEMPTED

SEASON

244 in 2009
125 in 2007
109 in 2011

SERIES

110 vs. Phoenix, 2009 Finals

75 vs. Detroit, 2007 EF

70 vs. Detroit, 2009 EF

GAME

38 vs. Washington, OT, 9/19/09

37 at Detroit, OT, 9/21/08

33 vs. Detroit, 8/31/07

31 vs. Detroit, 9/26/09

FEWEST FT ATTEMPTED

SEASON

35 in 2006
40 in 2002

SERIES

34 vs. Connecticut, 2005 EF

35 vs. Detroit, 2006 ESF

GAME

9 at Detroit, 9/23/09

9 at Detroit, 9/23/08

10 at New York, 9/17/11

10 at New York, 8/20/02

HIGHEST FT PERCENTAGE

SEASON

.897 (61-68) in 2008
.851 (57-67) in 2010
.802 (69-86) in 2005

SERIES

.900 (45-50) vs. Connecticut, 2007 ESF

.897 (61-68) vs. Detroit, 2008 ESF

.859 (55-64) vs. Washington, 2009 ESF

GAME

1.000 (9-9) at Detroit, 9/23/08

.929 (13-14) at Connecticut, 3OT, 8/23/07

.919 (34-37) at Detroit, OT, 9/21/08

.913 (21-23) vs. Connecticut, OT, 8/27/07

.903 (28-31) vs. Detroit, 9/26/09

LOWEST FT PERCENTAGE

SEASON

.657 (23-35) in 2006

SERIES

.657 (23-35) vs. Detroit, 2006 ESF

.693 (52-75) vs. Detroit, 2007 EF

.725 (29-40) vs. New York, 2002 ESF

GAME

.500 (5-10) at New York, 9/17/11

.545 (12-22) at Detroit, 9/3/07

.600 (6-10) at New York, 8/20/02

.619 (13-21) at Detroit, 8/19/06



The Fever and Shock combined to make 43 straight FTs to begin their game on Sept. 21, 2008. Together, they finished 54-for-58.

FEVER TEAM PLAYOFF RECORDS

MOST REBOUNDS**SEASON**

330 in 2009
223 in 2007
212 in 2011

SERIES

165 vs. Phoenix, 2009 Finals
123 vs. Connecticut, 2007 ESF
121 vs. Atlanta, 2011 EF

GAME

52 at Connecticut, 3ot, 8/23/07
45 vs. Washington, ot, 9/19/09
43 vs. Atlanta, 9/27/11
41 vs. Atlanta, 9/22/11
41 vs. New York, 8/29/10

FEWEST REBOUNDS**SEASON**

69 in 2006

SERIES

60 vs. Connecticut, 2005 EF
65 vs. New York, 2005 ESF

GAME

22 at New York, 9/1/10
23 at Detroit, 9/2/07
25 at New York, 8/26/10

MOST OFFENSIVE REBOUNDS**SEASON**

89 in 2009
73 in 2011
57 in 2007

SERIES

47 vs. Atlanta, 2011 EF
40 vs. Phoenix, 2009 Finals
34 vs. New York, 2002 ESF

GAME

18 vs. Atlanta, 9/27/11
18 vs. Washington, ot, 9/19/09
17 at Atlanta, 9/25/11
17 at Detroit, 8/19/06
15 vs. New York, 9/1/05
15 at Connecticut, ot, 9/10/05

FEWEST OFFENSIVE REBOUNDS**SEASON**

22 in 2008
25 in 2006

SERIES

21 vs. New York, 2005 ESF
22 vs. Detroit, 2008 ESF
23 vs. Detroit, 2009 EF

GAME

2 at Detroit, 9/2/07
5 vs. New York, 9/15/11
5 vs. Detroit, 9/25/09
5 at Detroit, 9/23/08

MOST DEFENSIVE REBOUNDS**SEASON**

241 in 2009
166 in 2007
139 in 2011

SERIES

125 vs. Phoenix, 2009 Finals
95 vs. Connecticut, 2007 ESF
74 vs. Atlanta, 2011 EF

GAME

41 at Connecticut, 3ot, 8/23/07
33 at Phoenix, 10/1/09
29 vs. Atlanta, 9/22/01
29 vs. New York, 8/29/10
29 vs. Connecticut, 8/25/07

FEWEST DEFENSIVE REBOUNDS**SEASON**

44 in 2006
58 in 2002

SERIES

31 vs. Connecticut, 2005 EF
44 vs. Detroit, 2006 ESF
44 vs. New York, 2005 ESF

GAME

12 vs. Connecticut, 9/8/05
13 at New York, 8/18/02

LARGEST REBOUND MARGIN**SERIES**

+20 vs. New York (65-45), 2005 ESF
+15 vs. New York (92-77), 2002 ESF

GAME

+13 vs. New York (38-25), 9/1/05
+11 vs. New York (35-24), 8/16/02

LARGEST REBOUND DEFICIT**SERIES**

-33 vs. Detroit (100-133), 2007 EF
-20 vs. Detroit (88-108), 2009 EF
-15 vs. Detroit (107-92), 2008 ESF

GAME

-20 at Detroit (23-43), 9/2/07
-14 at New York (25-39), 8/26/10
-14 vs. Detroit, 27-41), 9/25/09
-11 vs. Detroit (31-42), 8/17/06

MOST ASSISTS**SEASON**

168 in 2009
94 in 2007
89 in 2011

SERIES

89 vs. Phoenix, 2009 Finals
54 vs. Connecticut, 2007 ESF
50 vs. Atlanta, 2011 EF

GAME

24 at Phoenix, 10/9/09
21 at Atlanta, 9/25/11
21 at Phoenix, ot, 9/29/09
18, four times (most recent: at Washington, 9/17/09)

FEWEST ASSISTS**SEASON**

20 in 2006

SERIES

20 vs. Detroit, 2006 ESF

GAME

8 at New York, 8/30/05
9 vs. Detroit, 8/17/06

The Fever's top marks for single-game playoff assists were established in the 2009 WNBA Finals – 24 in Game 5; 21 in Game 1.

2012 INDIANA FEVER MEDIA GUIDE
FEVER TEAM PLAYOFF RECORDS

MOST STEALS

SEASON

91 in 2009
49 in 2007
48 in 2011

SERIES

35 vs. Phoenix, 2009 Finals
34 vs. Detroit, 2009 EF
27 vs. Connecticut, 2007 ESF

GAME

18 vs. Washington, 9/25/09
11 vs. New York, 9/19/11
11 at Connecticut, OT, 9/10/05
11 at Detroit, 9/2/07
10 vs. Connecticut, 8/25/07

FEWEST STEALS

SEASON

10 in 2006
11 in 2002

SERIES

10 vs. Detroit, 2006 ESF
11 vs. New York, 2002 ESF

GAME

1 at New York, 8/18/02
3 at New York, 8/20/02

MOST BLOCKED SHOTS

SEASON

50 in 2009
27 in 2011
21 in 2007

SERIES

28 vs. Phoenix, 2009 Finals
17 vs. Atlanta, 2011 EF
14 vs. New York, 2010 ESF
14 vs. Detroit, 2007 EF

GAME

9 vs. Phoenix, 10/4/09
8 vs. Atlanta, 9/22/11
8 vs. Washington, OT, 9/19/09
7 at Phoenix, 10/1/09
7 vs. Detroit, 8/31/07

FEWEST BLOCKED SHOTS

SEASON

4 in 2002
7 in 2006

SERIES

2 vs. Connecticut, 2005 EF
4 vs. New York, 2002 ESF

GAME

0 at New York, 9/17/11
0 at Detroit, OT, 9/21/08
1, four times

MOST PERSONAL FOULS

SEASON

208 in 2009
112 in 2011
112 in 2007

SERIES

111 vs. Phoenix, 2009 Finals
66 vs. Detroit, 2008 ESF
62 vs. Atlanta, 2011 EF

GAME

35 at Detroit, 8/19/06
30 at Phoenix, OT, 9/29/09
29 at Connecticut, OT, 9/10/05

FEWEST PERSONAL FOULS

SEASON

52 in 2002
54 in 2010
56 in 2006

SERIES

34 vs. New York, 2005 ESF
43 vs. Washington, 2009 ESF
52 vs. New York, 2002 ESF

GAME

15, five times (last vs. Atlanta, 9/22/11)

MOST DISQUALIFICATIONS

SEASON

2 in 2009, 2006, 2005

SERIES

2 vs. Phoenix, 2009 Finals
2 vs. Connecticut, 2005 EF
2 vs. Detroit, 2006 ESF

GAME

2 vs. Connecticut (Tamika Catchings, Deanna Jackson), OT, 9/10/05
2 vs. Detroit (Ebony Hoffman, Tamika Whitmore), 8/19/06

MOST TURNOVERS

SEASON

150 in 2009
104 in 2011
78 in 2007

SERIES

61 vs. Phoenix, 2009 Finals
57 vs. Atlanta, 2011 EF
53 vs. Detroit, 2009 EF

GAME

23 at Connecticut, 3OT, 8/23/07
21, three times (last vs. Detroit, 9/26/09)

FEWEST TURNOVERS

SEASON

32 in 2006
36 in 2005

SERIES

15 vs. New York, 2005 ESF
21 vs. Connecticut, 2005 EF
28 vs. Detroit, 2007 EF

GAME

6 at New York, 8/30/05
7 vs. Detroit, 8/31/07
9 vs. New York, 9/1/05

After playoff nemesis Detroit knocked Indiana from the playoffs in three straight years, the Fever ended the Shock season in 2009.

SEVEN CONSECUTIVE WNBA PLAYOFF APPEARANCES
FEVER INDIVIDUAL PLAYOFF RECORDS

SEASONS PLAYED

CAREER

- 8 Tamika Catchings, 2002, 2005-11
- 6 Tully Bevilaqua, 2005-10
- 6 Ebony Hoffman, 2005-10
- 5 Tammy Sutton-Brown, 2007-11
- 4 Katie Douglas, 2008-11
- 4 Tan White, 2005-08

GAMES PLAYED

CAREER

- 37 Tamika Catchings, 2002 to present
- 28 Tammy Sutton-Brown, 2007 to present
- 28 Tully Bevilaqua, 2005-10
- 22 Katie Douglas, 2008 to present
- 22 Ebony Hoffman, 2005-10
- 18 Jessica Davenport, 2009 to present
- 14 Tan White, 2005-08
- 13 Briann January, 2009 to present
- 13 Jessica Moore, 2009-10
- 10 Tamecka Dixon, 2009

CONSECUTIVE

- 37 Tamika Catchings, 8/16/02 to present
- 28 Tammy Sutton-Brown, 8/23/07 to present
- 28 Tully Bevilaqua, 8/30/05 to 9/1/10
- 22 Katie Douglas, 9/18/08 to present
- 18 Ebony Hoffman, 9/2/07 to 9/1/10

SEASON

- 10 Tully Bevilaqua, 2009
- 10 Tamika Catchings, 2009
- 10 Tamecka Dixon, 2009
- 10 Katie Douglas, 2009
- 10 Ebony Hoffman, 2009
- 10 Briann January, 2009
- 10 Jessica Moore, 2009
- 10 Tammy Sutton-Brown, 2009

GAMES STARTED

CAREER

- 36 Tamika Catchings, 2002 to present
- 28 Tammy Sutton-Brown, 2007 to present
- 28 Tully Bevilaqua, 2005-10
- 22 Katie Douglas, 2008 to present
- 18 Ebony Hoffman, 2005-10
- 8 Anna DeForge, 2006-07

CONSECUTIVE

- 36 Tamika Catchings, 8/16/02 to 9/25/11
- 28 Tammy Sutton-Brown, 8/23/07 to present
- 22 Katie Douglas, 9/18/08 to present
- 26 Tully Bevilaqua, 8/30/05 to 9/1/10
- 16 Ebony Hoffman, 9/19/09 to 9/1/10
- 8 Anna DeForge, 8/17/06 to 9/3/07

SEASON

- 10 Tully Bevilaqua, 2009
- 10 Tamika Catchings, 2009
- 10 Katie Douglas, 2009
- 10 Ebony Hoffman, 2009
- 10 Tammy Sutton-Brown, 2009

MINUTES PLAYED

CAREER

- 1273 Tamika Catchings, 2002 to present
- 813 Tully Bevilaqua, 2005-10
- 789 Tammy Sutton-Brown, 2007 to present
- 750 Katie Douglas, 2008 to present
- 580 Ebony Hoffman, 2005-10
- 287 Briann January, 2009 to present
- 260 Anna DeForge, 2006-07
- 243 Tamika Whitmore, 2006-07
- 200 Jessica Davenport, 2008 to present
- 185 Sheri Sam, 2007

SEASON

- 361 Katie Douglas, 2009
- 357 Tamika Catchings, 2009
- 311 Tammy Sutton-Brown, 2009
- 295 Ebony Hoffman, 2009
- 228 Briann January, 2009
- 224 Tully Bevilaqua, 2009
- 215 Tully Bevilaqua, 2007

SERIES

- 187 Katie Douglas vs. Phoenix, 2009 Finals
- 177 Tamika Catchings vs. Phoenix, 2009 Finals
- 155 Ebony Hoffman vs. Phoenix, 2009 Finals
- 150 Tammy Sutton-Brown vs. Phoenix, 2009 Finals
- 120 Briann January vs. Phoenix, 2009 Finals
- 117 Anna DeForge vs. Connecticut, 2007 ESF

GAME

- 46:40 Tamika Catchings at Connecticut, 3OT, 8/23/07
- 46:36 Tully Bevilaqua at Connecticut, 3OT, 8/23/07
- 46:26 Anna DeForge at Connecticut, 3OT, 8/23/07
- 44 Tamika Catchings at Connecticut, OT, 9/10/05
- 44 Kelly Miller at Connecticut, OT, 9/10/05

POINTS

CAREER

- 602 Tamika Catchings, 2002 to present
- 330 Katie Douglas, 2008 to present
- 315 Tammy Sutton-Brown, 2007 to present
- 208 Ebony Hoffman, 2005-10
- 169 Tully Bevilaqua, 2005-10
- 152 Tamika Whitmore, 2006-07
- 126 Briann January, 2009 to present
- 117 Jessica Davenport, 2009 to present
- 113 Anna DeForge, 2006-07
- 57 Tangela Smith, 2011

SEASON

- 172 Tamika Catchings, 2009
- 155 Katie Douglas, 2009
- 143 Tammy Sutton-Brown, 2009
- 119 Ebony Hoffman, 2009
- 118 Katie Douglas, 2011
- 106 Briann January, 2009
- 101 Anna DeForge, 2007
- 99 Tamika Whitmore, 2007

SERIES

- 82 Ebony Hoffman vs. Phoenix, 2009 Finals
- 81 Tamika Catchings vs. Phoenix, 2009 Finals
- 79 Katie Douglas vs. Phoenix, 2009 Finals
- 76 Tammy Sutton-Brown vs. Phoenix, 2009 Finals
- 75 Anna DeForge vs. Connecticut, 2007 ESF

The Fever's leading scorer in the '09 WNBA Finals? Ebony Hoffman, whose 82 points are the most ever in a Fever playoff series.

FEVER INDIVIDUAL PLAYOFF RECORDS



Tamika Whitmore's 41 points for Indiana in a 98-83 playoff loss at Detroit, 8/19/06, was a WNBA Playoff record until 2010. Whitmore made 15-of-22 shots and added 10 rebounds in what was one of the greatest playoff performances in league history. Pacing the Fever while Tamika Catchings was lost for the second half due to a concussion, Whitmore scored 25 points in the second half, including 15 in the third quarter.

GAME

- 41 Tamika Whitmore at Detroit, 8/19/06
- 31 Anna DeForge at Connecticut, 3OT, 8/23/07
- 30 Katie Douglas at Phoenix, OT, 9/29/09
- 30 Tamika Catchings vs. Connecticut, OT, 8/27/07
- 29 Tamika Catchings vs. New York, 8/16/02
- 27 Ebony Hoffman at Phoenix, OT, 9/29/09
- 27 Tamika Catchings at Detroit, OT, 9/21/08
- 26 Tamika Catchings at Washington, 9/17/09
- 26 Anna DeForge vs. Connecticut, 8/25/07
- 25 Katie Douglas at Atlanta, 9/25/11
- 25 Tangela Smith vs. Atlanta, 9/22/11
- 25 Katie Douglas vs. New York, 9/15/11

HALF

- 25 Tamika Whitmore at Detroit (2nd), 8/19/06
- 18 Tamika Catchings vs. New York (2nd), 8/16/02
- 18 Tamika Catchings vs. Connecticut (2nd), 8/27/07

QUARTER

- 15 Tamika Whitmore at Detroit (3rd), 8/19/06
- 14 Tammy Sutton-Brown at Phoenix (1st), 10/9/09
- 12 Tamika Catchings vs. Detroit (4th), 9/19/08

OVERTIME

- 8 Katie Douglas at Phoenix, 9/29/09
- 7 Tamika Whitmore at Connecticut (3rd), 3OT, 8/23/07

MOST FG MADE**CAREER**

- 189 Tamika Catchings, 2002 to present
- 112 Tammy Sutton-Brown, 2007 to present
- 109 Katie Douglas, 2008 to present
- 84 Ebony Hoffman, 2005-10
- 58 Tamika Whitmore, 2006-07
- 54 Tully Bevilaqua, 2005-10

SEASON

- 56 Tamika Catchings, 2009
- 56 Tammy Sutton-Brown, 2009
- 51 Katie Douglas, 2009
- 47 Ebony Hoffman, 2009
- 40 Katie Douglas, 2011
- 39 Tamika Whitmore, 2007
- 35 Anna DeForge, 2007
- 30 Briann January, 2009

SERIES

- 33 Ebony Hoffman vs. Phoenix, 2009 Finals
- 30 Tamika Catchings vs. Phoenix, 2009 Finals
- 30 Tammy Sutton-Brown vs. Phoenix, 2009 Finals
- 28 Anna DeForge vs. Connecticut, 2007 ESF
- 27 Katie Douglas vs. Phoenix, 2009 Finals

GAME

- 15 Tamika Whitmore at Detroit, 8/19/06
- 12 Katie Douglas at Phoenix, OT, 9/29/09
- 12 Ebony Hoffman at Phoenix, OT, 9/29/09
- 12 Anna DeForge at Connecticut, 8/23/07

MOST FG ATTEMPTED**CAREER**

- 467 Tamika Catchings, 2002 to present
- 281 Katie Douglas, 2008 to present
- 242 Tammy Sutton-Brown, 2007 to present
- 175 Ebony Hoffman, 2005-10
- 170 Tully Bevilaqua, 2005-10
- 127 Tamika Whitmore, 2006-07
- 94 Briann January, 2009 to present
- 89 Anna DeForge, 2006-07

SEASON

- 141 Katie Douglas, 2009
- 122 Tamika Catchings, 2009
- 106 Tammy Sutton-Brown, 2009
- 94 Katie Douglas, 2011
- 87 Tamika Whitmore, 2007
- 85 Ebony Hoffman, 2009
- 78 Briann January, 2009
- 75 Anna DeForge, 2007
- 73 Tamika Catchings, 2007

SERIES

- 73 Katie Douglas vs. Phoenix, 2009 Finals
- 66 Tamika Catchings vs. Phoenix, 2009 Finals
- 62 Tammy Sutton-Brown vs. Phoenix, 2009 Finals
- 55 Tamika Whitmore vs. Connecticut, 2007 ESF
- 52 Ebony Hoffman vs. Phoenix, 2009 Finals
- 49 Katie Douglas vs. New York, 2011 ESF
- 49 Anna DeForge vs. Connecticut, 2007 ESF

GAME

- 25 Tamika Whitmore at Detroit, 8/19/06
- 22 Anna DeForge at Connecticut, 3OT, 8/23/07
- 21 Katie Douglas at Phoenix, OT, 9/29/09

Tamika Whitmore holds Fever playoff scoring records for a game (41), half (25) and a quarter (15).

SEVEN CONSECUTIVE WNBA PLAYOFF APPEARANCES
FEVER INDIVIDUAL PLAYOFF RECORDS

3-POINT FG MADE

CAREER

- 43 Tamika Catchings, 2002 to present
- 39 Katie Douglas, 2008 to present
- 34 Tully Bevilaqua, 2005-10
- 16 Anna DeForge, 2006-07
- 15 Tamika Whitmore, 2006-07

SEASON

- 18 Katie Douglas, 2009
- 17 Katie Douglas, 2011
- 13 Tamika Whitmore, 2007
- 12 Briann January, 2009
- 11 Anna DeForge, 2007
- 10 Tully Bevilaqua, 2009

SERIES

- 10 Katie Douglas vs. Phoenix, 2009 Finals
- 9 Katie Douglas vs. New York, 2011 ESF
- 9 Briann January vs. Phoenix, 2009 Finals
- 9 Tamika Whitmore vs. Connecticut, 2007 ESF
- 8 Katie Douglas vs. Atlanta, 2011 EF
- 8 Tamika Catchings vs. New York, 2002 ESF

GAME

- 5 Katie Douglas at Atlanta, 9/25/11
- 5 Tangela Smith vs. Atlanta, 9/22/11
- 4 five times (last: Katie Douglas vs. New York, 9/15/11)

3-POINT FG ATTEMPTED

CAREER

- 136 Tamika Catchings, 2002 to present
- 114 Katie Douglas, 2008 to present
- 104 Tully Bevilaqua, 2005-10
- 36 Anna DeForge, 2006-07
- 34 Ebony Hoffman, 2005-10
- 34 Briann January, 2009 to present
- 30 Tamika Whitmore, 2006-07

SEASON

- 58 Katie Douglas, 2009
- 39 Katie Douglas, 2011
- 36 Tamika Catchings, 2009
- 32 Tully Bevilaqua, 2009

SERIES

- 35 Katie Douglas vs. Phoenix, 2009 Finals
- 22 Katie Douglas vs. New York, 2011 ESF
- 21 Tamika Catchings vs. New York, 2002 ESF
- 19 Briann January vs. Phoenix, 2009 Finals
- 18 Tully Bevilaqua vs. Detroit, 2008 ESF

GAME

- 11 Anna DeForge at Connecticut, 3OT, 8/23/07
- 10 Katie Douglas at New York, 9/17/11
- 9 Katie Douglas at Phoenix, 10/9/09
- 8 five times (last: Katie Douglas vs. Phoenix, 10/4/09)

MOST FT MADE

CAREER

- 181 Tamika Catchings, 2002 to present
- 91 Tammy Sutton-Brown, 2007 to present
- 73 Katie Douglas, 2008 to present
- 43 Briann January, 2009 to present
- 28 Ebony Hoffman, 2005-10
- 27 Tully Bevilaqua, 2005-10
- 21 Tamika Whitmore, 2006-07
- 20 Anna DeForge, 2006-07

SEASON

- 51 Tamika Catchings, 2009
- 36 Tamika Catchings, 2007
- 35 Katie Douglas, 2009
- 34 Briann January, 2009
- 31 Tammy Sutton-Brown, 2009
- 28 Tamika Catchings, 2008

SERIES

- 28 Tamika Catchings vs. Detroit, 2008 ESF
- 23 Tamika Catchings vs. Connecticut, 2007 ESF
- 20 Tammy Sutton-Brown vs. Detroit, 2008 ESF
- 17 Tamika Catchings vs. Phoenix, 2009 Finals
- 17 Tamika Catchings vs. Detroit, 2009 EF
- 17 Tamika Catchings vs. Washington, 2009 ESF

GAME

- 16 Tamika Catchings vs. Connecticut, OT, 8/27/07
- 14 Tamika Catchings at Detroit, OT, 9/21/08
- 13 Tammy Sutton-Brown at Detroit, OT, 9/21/08
- 11 Tamika Catchings vs. Washington, OT, 9/19/09
- 11 Tamika Catchings vs. Detroit, 9/19/08

CONSECUTIVE

- 23 Tamika Catchings, 9/19/08 to 9/21/08 (last 11 vs. Detroit, 9/19/08; first 12 at Detroit, OT, 9/21/08)
- 20 Anna DeForge, 8/23/07 to 9/3/07 (3-3 at Connecticut, 3OT, 8/23/07; 8-8 vs. Connecticut, 8/25/07; 1-1 vs. Connecticut, OT, 8/27/07; 6-6 vs. Detroit, 8/31/07; 0-0 at Detroit, 9/2/07; 2-2 at Detroit, 9/3/07)
- 18 Tamika Whitmore, 8/17/06 to 8/27/07 (3-3 vs. Detroit, 8/17/06; 10-10 at Detroit, 8/19/06; 3-3 at Connecticut, 3OT, 8/23/07; 0-0 vs. Connecticut, 8/25/07; first 2 vs. Connecticut, OT, 8/27/07)

MOST FT ATTEMPTED

CAREER

- 215 Tamika Catchings, 2002 to present
- 120 Tammy Sutton-Brown, 2007 to present
- 90 Katie Douglas, 2008 to present
- 50 Briann January, 2009 to present
- 38 Ebony Hoffman, 2005-10
- 36 Tully Bevilaqua, 2005-10
- 26 Tamika Whitmore, 2006-07

SEASON

- 60 Tamika Catchings, 2009
- 45 Tammy Sutton-Brown, 2009
- 43 Katie Douglas, 2009
- 41 Tamika Catchings, 2007
- 40 Briann January, 2009

SERIES

- 30 Tamika Catchings vs. Detroit, 2008 ESF
- 25 Tammy Sutton-Brown vs. Phoenix, 2009 Finals
- 24 Tamika Catchings vs. Connecticut, 2007 ESF
- 22 Tamika Catchings vs. Phoenix, 2009 Finals
- 21 Tammy Sutton-Brown vs. Detroit, 2008 ESF

GAME

- 17 Tamika Catchings vs. Connecticut, OT, 8/27/07
- 15 Tamika Catchings at Detroit, OT, 9/21/08
- 14 Tammy Sutton-Brown at Detroit, OT, 9/21/08
- 13 Tamika Catchings vs. Detroit, 8/31/07
- 12 Tamika Catchings vs. Washington, OT, 9/19/09
- 12 Tamika Catchings vs. Detroit, 9/19/08

REBOUNDS

CAREER

- 350 Tamika Catchings, 2002 to present
- 154 Tammy Sutton-Brown, 2007 to present
- 102 Ebony Hoffman, 2005-10
- 81 Katie Douglas, 2008 to present
- 63 Tully Bevilaqua, 2005-10
- 50 Jessica Davenport, 2009 to present
- 45 Tamika Whitmore, 2006-07

SEASON

- 104 Tamika Catchings, 2009
- 66 Tamika Catchings, 2007
- 56 Tammy Sutton-Brown, 2009
- 50 Tamika Catchings, 2011
- 48 Ebony Hoffman, 2009
- 37 Tamika Catchings, 2005

Tamika Catchings made a record 23 consecutive free throws during the Eastern Conference Semifinals in 2008.

FEVER INDIVIDUAL PLAYOFF RECORDS

SERIES

48	Tamika Catchings vs. Phoenix, 2009 Finals
46	Tamika Catchings vs. Connecticut, 2007 ESF
32	Tamika Catchings vs. New York, 2002 ESF
28	Tamika Catchings vs. Detroit, 2009 EF
28	Tamika Catchings vs. Washington, 2009 ESF
27	Tamika Catchings vs. Atlanta, 2011 EF
27	Ebony Hoffman vs. Phoenix, 2009 Finals

GAME

20	Tamika Catchings at Connecticut, 3oT, 8/23/07
16	Tamika Catchings vs. Washington, oT, 9/19/09
14	Tamika Whitmore at Connecticut, 3oT, 8/23/07
14	Tamika Catchings at New York, 8/18/02
14	Olympia Scott vs. New York, 8/16/02

OFFENSIVE REBOUNDS**CAREER**

90	Tamika Catchings, 2002 to present
50	Tammy Sutton-Brown, 2007 to present
30	Katie Douglas, 2008 to present
25	Ebony Hoffman, 2005-10
16	Jessica Davenport, 2009 to present
15	Tully Bevilaqua, 2005-10
15	Sheri Sam, 2007

SEASON

24	Tamika Catchings, 2009
19	Tamika Catchings, 2011
17	Tammy Sutton-Brown, 2011
15	Tammy Sutton-Brown, 2009
15	Sheri Sam, 2007

SERIES

12	Tamika Catchings vs. New York, 2002 ESF
11	Tamika Catchings vs. Atlanta, 2011 EF
10	four times (last by Tammy Sutton-Brown vs. Atlanta, 2011 EF)

GAME

7	Natalie Williams at Connecticut, oT, 9/10/05
---	--

DEFENSIVE REBOUNDS**CAREER**

260	Tamika Catchings, 2002 to present
104	Tammy Sutton-Brown, 2007 to present
77	Ebony Hoffman, 2005-10
51	Katie Douglas, 2008 to present
48	Tully Bevilaqua, 2005-10
35	Tamika Whitmore, 2006-07
34	Jessica Davenport, 2009 to present

SEASON

80	Tamika Catchings, 2009
54	Tamika Catchings, 2007
41	Tammy Sutton-Brown, 2009
37	Ebony Hoffman, 2009

SERIES

41	Tamika Catchings vs. Phoenix, 2009 Finals
38	Tamika Catchings vs. Connecticut, 2007 ESF
24	Ebony Hoffman vs. Phoenix, 2009 Finals

GAME

18	Tamika Catchings at Connecticut, 3oT, 8/23/07
12	Tamika Catchings vs. Phoenix, 10/4/09
11	four times (last by Tamika Catchings vs. Washington, oT, 9/19/09)

ASSISTS**CAREER**

137	Tamika Catchings, 2002 to present
73	Katie Douglas, 2008 to present
63	Tully Bevilaqua, 2005-10
36	Briann January, 2009 to present

SEASON

54	Tamika Catchings, 2009
40	Katie Douglas, 2009
30	Briann January, 2009
20	Tully Bevilaqua, 2009
19	Tully Bevilaqua, 2007
19	Tamika Catchings, 2007

SERIES

33	Tamika Catchings vs. Phoenix, 2009 Finals
25	Katie Douglas vs. Phoenix, 2009 Finals
18	Tamika Catchings vs. Detroit, 2008 ESF
16	Briann January vs. Phoenix, 2009 Finals

GAME

11	Tamika Catchings at Phoenix, 10/1/09
9	Katie Douglas at Phoenix, 10/9/09
8	Tamika Catchings at Detroit, 9/23/08

STEALS**CAREER**

85	Tamika Catchings, 2002 to present
36	Tully Bevilaqua, 2005-10
27	Katie Douglas, 2008 to present
23	Ebony Hoffman, 2005-10
20	Tammy Sutton-Brown, 2007 to present

SEASON

33	Tamika Catchings, 2009
14	Katie Douglas, 2009
13	Tamika Catchings, 2011
13	Tamika Catchings, 2007
12	Tully Bevilaqua, 2009

SERIES

16	Tamika Catchings vs. Phoenix, 2009 Finals
12	Tamika Catchings vs. Detroit, 2009 EF
9	Tamika Catchings vs. New York, 2010 ESF
8	Tamika Catchings vs. Detroit, 2007 EF

GAME

6	Tamika Catchings vs. Detroit, 9/25/09
5	Erin Phillips vs. New York, 9/19/11
5	Tamika Catchings at Phoenix, 10/9/09
5	Katie Douglas vs. Detroit, 9/25/09
4	eight times (last by Tamika Catchings at New York, 8/26/10)

BLOCKED SHOTS**CAREER**

43	Tammy Sutton-Brown, 2007 to present
27	Tamika Catchings, 2002 to present
15	Ebony Hoffman, 2005-10
13	Jessica Davenport, 2009 to present
10	Katie Douglas, 2008 to present

SEASON

14	Tamika Catchings, 2009
14	Tammy Sutton-Brown, 2009
12	Tammy Sutton-Brown, 2007
11	Tammy Sutton-Brown, 2011
8	Jessica Davenport, 2009

SERIES

10	Tammy Sutton-Brown vs. Detroit, 2007 EF
8	Tamika Catchings vs. Phoenix, 2009 Finals
7	Tammy Sutton-Brown vs. Atlanta, 2011 EF
7	Jessica Davenport vs. Phoenix, 2009 Finals
6	Tammy Sutton-Brown vs. Washington, 2009 ESF

GAME

6	Tammy Sutton-Brown vs. Detroit, 8/31/07
4	Tangela Smith vs. Atlanta, 9/22/11
4	Tamika Catchings vs. Washington, oT, 9/19/09
4	Tammy Sutton-Brown vs. Washington, oT, 9/19/09

Tamika Catchings owns the WNBA's all-time playoffs record with 85 steals.

SEVEN CONSECUTIVE WNBA PLAYOFF APPEARANCES
FEVER INDIVIDUAL PLAYOFF RECORDS

PERSONAL FOULS

CAREER

- 113 Tamika Catchings, 2002 to present
- 79 Tammy Sutton-Brown, 2007 to present
- 74 Tully Bevilaqua, 2005-10
- 72 Ebony Hoffman, 2005-10
- 40 Katie Douglas, 2008 to present
- 29 Briann January, 2009 to present
- 28 Jessica Davenport, 2009 to present
- 28 Tamika Whitmore, 2006-07

SEASON

- 38 Ebony Hoffman, 2009
- 34 Tamika Catchings, 2009
- 30 Tammy Sutton-Brown, 2009
- 25 Tully Bevilaqua, 2009
- 24 Jessica Moore, 2009
- 23 Briann January, 2009

SERIES

- 22 Ebony Hoffman vs. Phoenix, 2009 Finals
- 18 Tamika Catchings vs. Phoenix, 2009 Finals
- 15 Jessica Moore vs. Phoenix, 2009 Finals
- 13 Briann January vs. Phoenix, 2009 Finals
- 13 Tammy Sutton-Brown vs. Detroit, 2007 EF

TURNOVERS

CAREER

- 101 Tamika Catchings, 2002 to present
- 68 Tammy Sutton-Brown, 2007 to present
- 45 Katie Douglas, 2008 to present
- 35 Tully Bevilaqua, 2005-10
- 29 Ebony Hoffman, 2005-10
- 28 Tamika Whitmore, 2006-07

SEASON

- 34 Tamika Catchings, 2009
- 30 Tammy Sutton-Brown, 2009
- 19 Katie Douglas, 2009
- 18 Ebony Hoffman, 2009
- 18 Tamika Whitmore, 2007

SERIES

- 14 Tamika Catchings vs. Phoenix, 2009 Finals
- 14 Tammy Sutton-Brown vs. Phoenix, 2009 Finals
- 14 Tamika Catchings vs. Detroit, 2009 EF
- 14 Olympia Scott vs. New York, 2002 ESF
- 14 Tamika Whitmore vs. Connecticut, 2007 ESF

GAME

- 8 Olympia Scott at New York, 8/20/02

PLAYOFF SCORING AND DOUBLE-DOUBLE PERFORMANCES

FEVER TOP SCORING PERFORMANCES

PLAYER	FG-A	FT-A	TP
Tamika Whitmore, at Detroit, 8/19/06	15-25	4-4	41
Katie Douglas, at Phoenix, 9/29/09	12-21	2-2	30
Tamika Catchings, at Detroit, 9/2/07	6-13	16-17	30
Tamika Catchings, vs. Connecticut, 8/27/07	6-13	16-17	30
Tamika Catchings, vs. New York, 8/16/02	11-19	3-4	29
Ebony Hoffman, at Phoenix, 9/29/09	12-14	1-1	27
Tamika Catchings, at Detroit, 9/21/08	5-11	14-15	27
Anna DeForge, vs. Connecticut, 8/25/07	8-11	8-8	26
Katie Douglas, at Atlanta, 9/25/11	8-15	4-4	25
Tangela Smith, vs. Atlanta, 9/22/11	9-15	2-2	25
Katie Douglas, vs. New York, 9/15/11	9-18	3-4	25
Katie Douglas at New York, 9/1/10	8-13	5-5	24
Tamika Catchings, vs. Phoenix, 10/7/09	11-17	2-2	24
Tamika Whitmore, at Detroit, 9/2/07	9-22	2-3	24
Tamika Whitmore, vs. Connecticut, 8/27/07	9-22	2-3	24
Tammy Sutton-Brown, at Phoenix, 10/9/09	8-13	6-9	22
Tamika Catchings, vs. Detroit, 8/31/07	5-15	10-13	22
Katie Douglas, vs. New York, 9/19/11	7-15	5-6	21
Tamika Catchings at New York, 9/1/10	8-18	3-4	21
Tamika Catchings, at Connecticut, 9/10/05	8-18	4-4	21
Katie Douglas, at New York, 9/17/11	7-16	3-3	20
Tammy Sutton-Brown, at Detroit, 9/23/08	8-12	4-4	20
Tamika Catchings, at New York, 8/18/02	7-14	5-5	20

FEVER DOUBLE-DOUBLE PERFORMANCES

2011
Tamika Catchings, vs. Atlanta, 9/22/11 (12 points, 13 rebounds)

2010
Tamika Catchings, vs. New York, 8/29/10 (17 points, 13 rebounds)

2009
Tamika Catchings, vs. Phoenix, 10/7/09 (24 points, 12 rebounds)
Tamika Catchings, vs. Phoenix, 10/4/09 (14 points, 12 rebounds)
* Tamika Catchings, at Phoenix, 10/1/09 (19 points, 11 assists)

2008
Tamika Catchings, at Detroit, 9/21/08 (27 points, 10 rebounds)
Ebony Hoffman, at Detroit, 9/21/08 (15 points, 12 rebounds)

2007
Tammy Sutton-Brown, at Detroit, 9/4/07 (17 points, 10 rebounds)
Tamika Catchings, at Detroit, 9/2/07 (30 points, 13 rebounds)
Tamika Catchings, vs. Detroit, 8/31/07 (22 points, 11 rebounds)
Tamika Catchings, vs. Connecticut, 8/27/07 (30 points, 13 rebounds)
Tamika Catchings, vs. Connecticut, 8/25/07 (15 points, 13 rebounds)
Tamika Whitmore, at Connecticut, 8/23/07 (24 points, 14 rebounds)
Tamika Catchings, at Connecticut, 8/23/07 (14 points, 20 rebounds)

2006
Tamika Whitmore, at Detroit, 8/19/06 (41 points, 10 rebounds)

2005
Natalie Williams, at Connecticut, 9/10/05 (17 points, 11 rebounds)
Natalie Williams, vs. New York, 9/1/05 (13 points, 10 rebounds)
Tamika Catchings, vs. New York, 9/1/05 (19 points, 12 rebounds)
Tamika Catchings, at New York, 8/30/05 (19 points, 12 rebounds)

2002
Tamika Catchings, at New York, 8/18/02 (20 points, 14 rebounds)
Tamika Catchings, vs. New York, 8/16/02 (29 points, 11 rebounds)

* indicates double-double in points and assists

OPPONENT TOP SCORING PERFORMANCES

PLAYER	FG-A	FT-A	TP
Iziane Castro Marques, at Atlanta, 9/25/11	13-22	2-4	30
Cappie Pondexter, at New York, 9/1/10	12-24	4-4	30
Deanna Nolan, at Detroit, 9/4/07	11-21	1-1	30
Cappie Pondexter, at New York, 8/26/10	9-23	5-6	28
Angel McCoughtry, at Atlanta, 9/25/11	11-23	4-6	27
Katie Douglas, vs. Connecticut, 8/27/07	9-19	4-5	27
Angel McCoughtry, vs. Atlanta, 9/27/11	7-10	11-19	26
Diana Taurasi, at Phoenix, 10/9/09	7-15	8-8	26
Nykesha Sales, at Connecticut, 8/23/07	8-17	6-8	25
Cappie Pondexter, vs. New York, 8/29/10	8-22	7-7	24
Cappie Pondexter, at Phoenix, 10/9/09	11-20	0-0	24
Deanna Nolan, at Detroit, 9/2/07	8-18	4-4	24
Taj McWilliams-Franklin, vs. Connecticut, 9/8/05	7-14	9-9	24
Tamika Whitmore, at New York, 8/18/02	10-12	3-4	24
Iziane Castro Marques, vs. Atlanta, 9/27/11	7-15	4-6	23
Cappie Pondexter, vs. Phoenix, 10/4/09	11-22	0-0	23
Cappie Pondexter, at Phoenix, 9/29/09	8-14	6-7	23
Penny Taylor, at Phoenix, 9/29/09	7-10	7-8	23
Cheryl Ford, at Detroit, 8/19/06	10-15	3-5	23
Cappie Pondexter, vs. Phoenix, 10/7/09	7-15	7-8	22
Diana Taurasi, at Phoenix, 9/29/09	5-17	9-11	22
Deanna Nolan, vs. Detroit, 9/19/08	8-11	2-2	22
Asjha Jones, vs. Connecticut, 8/27/07	10-18	1-2	21
Lindsay Whalen, vs. Connecticut, 8/27/07	9-20	1-2	21
Deanna Nolan, at Detroit, 9/23/08	9-19	1-1	21
Essence Carson, vs. New York, 8/29/10	9-19	0-0	20
Diana Taurasi, at Phoenix, 10/1/09	7-22	4-5	20
Asjha Jones, at Connecticut, 8/23/07	9-22	1-1	20
Plenette Pierson, at Detroit, 8/19/06	6-11	8-13	20
Tori Phillips, at New York, 8/18/02	8-11	4-7	20

OPPONENT DOUBLE-DOUBLE PERFORMANCES

2011
Sancho Lyttle, vs. New York, 9/27/11 (10 points, 11 rebounds)

2010
Taj McWilliams-Franklin, at New York, 8/26/10 (15 points, 10 rebounds)

2009
none

2008
none

2007
Plenette Pierson, vs. Detroit, 8/31/07 (19 points, 10 rebounds)
Cheryl Ford, vs. Detroit, 8/31/07 (15 points, 11 rebounds)
Lindsay Whalen, vs. Connecticut, 8/27/07 (21 points, 10 rebounds)
*Lindsay Whalen, at Connecticut, 8/23/07 (13 points, 10 assists)
Margo Dydek, at Connecticut, 8/23/07 (11 points, 11 rebounds)
Asjha Jones, at Connecticut, 8/23/07 (20 points, 10 rebounds)

2006
Cheryl Ford, at Detroit, 8/19/06 (23 points, 10 rebounds)
Cheryl Ford, vs. Detroit, 8/17/06 (11 points, 10 rebounds)

* indicates double-double in points and assists

Tamika Catchings owns 15 of Indiana's 21 playoff double-doubles.

SEVEN CONSECUTIVE WNBA PLAYOFF APPEARANCES
 OPPONENT SINGLE-GAME TEAM PLAYOFF RECORDS

MOST POINTS SCORED

GAME

120, Phoenix, OT, 9/29/09
 98, Detroit, 8/19/06
 94, Atlanta, 9/25/11
 94, Phoenix, 10/9/09
 93, Connecticut, 3OT, 8/23/07
 90, Phoenix, 10/7/09

HALF

60, Detroit (2nd), 8/19/06
 56, Phoenix (1st), 9/29/09
 55, Atlanta (1st), 9/25/11
 51, Phoenix (1st), 10/9/09
 50, New York (1st), 9/17/11

QUARTER

35, Detroit (4th), 8/19/06
 34, Atlanta (1st), 9/25/11
 33, Phoenix (1st), 10/7/09
 31, Phoenix (1st), 9/29/09
 30, three times (last by New York (2nd), 9/17/11)

OVERTIME

17, Connecticut, OT, 9/10/05
 15, Phoenix, OT, 9/29/09

FEWEST POINTS SCORED

GAME

50, New York, 9/1/05
 51, New York, 8/30/05

HALF

16, New York (1st), 9/1/05
 23, Connecticut (2nd), OT, 9/10/05

QUARTER

8, Detroit (3rd), 9/21/08
 8, Connecticut (2nd), 8/25/07
 9, Detroit (4th), 9/2/07

MOST FG MADE

35, Detroit, 8/19/06
 35, Connecticut, 3OT, 8/23/07

FEWEST FG MADE

17, New York, 9/1/05

MOST FG ATTEMPTED

95, Connecticut, 3OT, 8/23/07
 79, Phoenix, 10/4/09
 76, Atlanta, 9/22/11
 76, Phoenix, OT, 9/29/09
 74, Washington, OT, 9/19/09

FEWEST FG ATTEMPTED

46, New York, 8/30/05
 46, Connecticut, 9/8/05

HIGHEST FG PERCENTAGE

.593, New York (32-54), 8/18/02
 .549, Atlanta (39-71), 9/25/11
 .528, Detroit (28-53), 9/19/08

LOWEST FG PERCENTAGE

.354, New York (17-48), 9/1/08
 .368, Connecticut (35-95), 3OT, 8/23/07

MOST 3-POINT FG MADE

12, Phoenix, OT, 9/29/09
 10, Phoenix, 10/9/09
 10, Phoenix, 10/7/09
 9, New York, 8/26/10
 9, Connecticut, OT, 8/27/07

FEWEST 3-POINT FG MADE

2, New York, 8/16/02
 2, Detroit, 8/19/06

MOST 3-POINT FG ATTEMPTED

28, Connecticut, 3OT, 8/23/07
 24, Phoenix, 10/7/09
 23, Phoenix, 10/1/09
 22, Phoenix, OT, 9/29/09
 21, New York, 8/26/10
 21, Connecticut, OT, 8/27/07

FEWEST 3-POINT FG ATTEMPTED

6, Detroit, 8/19/06

HIGHEST 3-POINT FG PERCENTAGE

.667, Atlanta (8-12), 9/27/11
 .600, Detroit (6-10), 9/2/07
 .588, Phoenix (10-17), 10/9/09
 .545, Phoenix (12-22), OT, 9/29/09
 .545, Detroit (6-11), 9/19/08

LOWEST 3-POINT FG PERCENTAGE

.150, Connecticut (3-20), 8/25/07
 .176, Phoenix (3-17), 10/4/09
 .176, Washington (3-17), OT, 9/19/09
 .182, New York (2-11), 8/16/02

MOST FT MADE

32, Phoenix, OT, 9/29/09
 26, Detroit, 8/19/06
 25, Connecticut, 9/8/05
 24, Phoenix, 10/9/09
 24, Connecticut, OT, 9/10/05

FEWEST FT MADE

6, New York, 8/20/02
 7, New York, 9/19/11
 7, Connecticut, OT, 8/27/07
 8, Detroit, 8/31/07

MOST FT ATTEMPTED

40, Detroit, 8/19/06
 38, Phoenix, OT, 9/29/09
 33, Atlanta, 9/27/11
 32, Connecticut, OT, 9/10/05
 32, Connecticut, 9/8/05

FEWEST FT ATTEMPTED

9, New York, 9/19/11
 9, New York, 8/20/02
 10, Connecticut, OT, 8/27/07

HIGHEST FT PERCENTAGE

.960, Phoenix (24-25), 10/9/09
 .952, New York (20-21), 9/17/11
 .952, Detroit (20-21), OT, 9/21/08
 .941, Detroit (16-17), 9/23/08

LOWEST FT PERCENTAGE

.471, Detroit (8-17), 8/31/07
 .529, Atlanta (9-17), 9/22/11
 .545, Atlanta (12-22), 9/25/11
 .636, Atlanta (21-33), 9/27/11

After the high-octane 2009 WNBA Finals, the Phoenix Mercury is responsible for several opponent scoring marks.

OPPONENT SINGLE-GAME TEAM PLAYOFF RECORDS

MOST REBOUNDS

48, Connecticut, 3OT, 8/23/07
 47, Detroit, 9/3/07
 43, Washington, OT, 9/19/09
 43, Detroit, 8/31/07
 43, Detroit, 9/2/07

FEWEST REBOUNDS

20, New York, 8/30/05
 24, New York, 8/16/02

MOST ASSISTS

27, Connecticut, 3OT, 8/23/07
 24, Detroit, 8/19/06

FEWEST ASSISTS

7, New York, 8/29/10
 9, New York, 9/1/05

MOST STEALS

15, Atlanta, 9/27/11
 13, Atlanta, 9/22/11
 11, New York, 9/17/11
 11, Washington, OT, 9/19/09

FEWEST STEALS

1, Detroit, 8/31/07
 2, New York, 9/1/05

MOST BLOCKED SHOTS

9, Phoenix, 10/1/09
 8, Detroit, 9/23/09
 7, three times (last by Phoenix, 10/9/09)

FEWEST BLOCKED SHOTS

0, Detroit, 9/23/08
 0, New York, 8/20/02

MOST TURNOVERS

24, Detroit, 9/26/05
 24, Detroit, 9/25/05
 23, Washington, OT, 9/19/09
 20, Detroit, 9/19/08

FEWEST TURNOVERS

6, New York, 8/18/02
 10, Detroit, 8/31/07
 10, Detroit, 8/19/06
 10, New York, 8/30/05

Atlanta set opponent single-game playoff records for steals in 2011, in Games 1 and 3 of the Eastern Conference Finals.

SEVEN CONSECUTIVE WNBA PLAYOFF APPEARANCES
OPPONENT SINGLE-GAME INDIVIDUAL PLAYOFF RECORDS

MOST POINTS SCORED

GAME

- 30 Iziane Castro Marques, Atlanta, 9/25/11
- 30 Cappie Pondexter, New York, 9/1/10
- 30 Deanna Nolan, Detroit, 9/3/07
- 28 Cappie Pondexter, New York, 8/26/10
- 27 Angel McCoughtry, Atlanta, 9/25/11
- 27 Katie Douglas, Connecticut, OT, 8/27/07
- 26 Angel McCoughtry, Atlanta, 9/27/11
- 26 Diana Taurasi, Phoenix, 10/9/09
- 25 Katie Douglas, Connecticut, 3OT, 8/23/07
- 24 five times (last by Cappie Pondexter, New York, 8/29/10)

HALF

- 23 Cappie Pondexter, New York (1st), 8/26/10
- 20 Angel McCoughtry, Atlanta (1st), 9/25/11
- 20 Deanna Nolan, Detroit (1st), 9/3/07
- 19 Cappie Pondexter, New York (1st), 9/1/10
- 18 Penny Taylor, Phoenix (1st), 9/29/09
- 17 Iziane Castro Marques, Atlanta (2nd), 9/25/11

QUARTER

- 15 Cappie Pondexter, New York (2nd), 8/26/10
- 15 Deanna Nolan, Detroit (2nd), 9/2/07
- 13 Angel McCoughtry, Atlanta (1st), 9/25/11
- 13 Diana Taurasi, Phoenix (2nd), 10/9/09
- 12 three times (last by Cappie Pondexter, Phoenix (2nd), 9/17/11)

OVERTIME

- 7 Cappie Pondexter, Phoenix, 9/29/09
- 5 Katie Douglas, Connecticut, 9/10/05
- 5 Lindsay Whalen, Connecticut (2nd), 8/23/07

MOST FG MADE

- 13 Iziane Castro Marques, Atlanta, 9/25/11
- 12 Cappie Pondexter, New York, 9/1/10
- 11 Angel McCoughtry, Atlanta, 9/25/11
- 11 Cappie Pondexter, Phoenix, 10/9/09
- 11 Cappie Pondexter, Phoenix, 10/4/09
- 11 Deanna Nolan, Detroit, 9/3/07
- 10 three times (last by Asjha Jones, Connecticut, OT, 8/27/07)

MOST FG ATTEMPTED

- 24 Cappie Pondexter, New York, 9/1/10
- 23 Angel McCoughtry, Atlanta, 9/25/11
- 23 Cappie Pondexter, New York, 8/26/10
- 22 five times (last by Iziane Castro Marques, Atlanta, 9/25/11)

MOST 3-POINT FG MADE

- 7 Deanna Nolan, Detroit, 9/3/07
- 5 Iziane Castro Marques, Atlanta, 9/27/11
- 5 Cappie Pondexter, New York, 8/26/10
- 5 Katie Douglas, Connecticut, OT, 8/27/07
- 4 five times (last by Diana Taurasi, Phoenix, 10/9/09)

MOST 3-POINT FG ATTEMPTED

- 12 Katie Douglas, Connecticut, 3OT, 8/23/07
- 12 Katie Douglas, Connecticut, OT, 8/27/07
- 10 Cappie Pondexter, New York, 8/26/10
- 10 Diana Taurasi, Phoenix, 10/1/09
- 10 Katie Smith, Detroit, OT, 9/21/08

MOST FT MADE

- 11 Angel McCoughtry, Atlanta, 9/27/11
- 10 Shavonte Zellous, Detroit, 9/23/09
- 9 Diana Taurasi, Phoenix, OT, 9/29/09
- 9 Taj McWilliams-Franklin, Connecticut, 9/8/05

MOST FT ATTEMPTED

- 19 Angel McCoughtry, Atlanta, 9/27/11
- 13 Plenette Pierson, Detroit, 8/19/06
- 12 Swin Cash, Detroit, 8/19/06
- 11 Diana Taurasi, Phoenix, OT, 9/29/09
- 11 Shavonte Zellous, Detroit, 9/23/09

MOST REBOUNDS

- 15 Cheryl Ford, Detroit, 9/3/07
- 14 Monique Currie, Washington, OT, 9/19/09
- 13 Erika de Souza, Atlanta, 9/22/11
- 13 Cheryl Ford, Detroit, 9/25/09
- 11 six times (last by Sancho Lyttle, Atlanta, 9/27/11)

MOST ASSISTS

- 10 Lindsay Whalen, Connecticut, 3OT, 8/23/07
- 9 Teresa Weatherspoon, New York, 8/18/02

MOST STEALS

- 8 Katie Douglas, Connecticut, 3OT, 8/23/07
- 4 Lindsey Harding, Atlanta, 9/27/11
- 4 Angel McCoughtry, Atlanta, 9/25/11
- 4 Monique Currie, Washington, OT, 9/19/09

MOST BLOCKED SHOTS

- 4 Diana Taurasi, Phoenix, 10/1/09
- 4 Taj McWilliams-Franklin, Detroit, OT, 9/21/08
- 4 Plenette Pierson, Detroit, 8/31/07

MOST TURNOVERS

- 7 Katie Douglas, Connecticut, OT, 8/27/07
- 6 Taj McWilliams-Franklin, New York, 9/1/10
- 6 Kara Braxton, Detroit, 9/25/09
- 6 Alexis Hornbuckle, Detroit, 9/25/09
- 6 Lindsey Harding, Washington, OT, 9/19/09

Iziane Castro Marques tied the opponent playoff scoring record with 30 points against the Fever in 2011.



Through eight years of Fever playoff history, the higher-seeded team has won 12 of 13 series.



presented by
Community Health Network

Fever
BASKETBALL.com

GREAT DATES IN FRANCHISE HISTORY

JUNE 7, 1999

Indianapolis, Miami, Portland and Seattle awarded WNBA expansion franchises to begin play in 2000.

JUNE 25, 1999

Sold 1,000th season ticket to Dorothy Mengerling, the mother of late-night talk show host David Letterman.

JULY 22, 1999

Hired Kelly Krauskopf as the team's first Chief Operating Officer. Krauskopf becomes the highest-ranking female front office executive at any of the city's professional sports franchises.

JULY 30, 1999

Sold 2,000th season ticket to Indianapolis 500 veteran racecar driver Lyn St. James. "When the WNBA was initially launched in 1997, I was actually surprised that Indianapolis, with its tremendous basketball tradition and the support that surrounds basketball here, was not one of the cities on the list," St. James said. "I am certainly pleased to see that Indianapolis has now been awarded a franchise, and I am confident that the team will be embraced by the loyal basketball fans in Indiana."

AUGUST 13, 1999

Sold 3,000th season ticket to San Diego Padres' All-Star outfielder Tony Gwynn, just days after he became the 22nd player in Major League Baseball history to reach the 3,000-hit plateau. "I was glad to hear that Indiana was awarded a franchise," Gwynn said, who has a home in Indianapolis. "I have seen first hand how kids look up to professional athletes. My wife and I are looking forward to the opportunity for our kids to watch these WNBA players, who are not only great athletes, but great role models."

AUGUST 17, 1999

Named Nell Fortner as the team's first head coach and general manager. Already committed to the U.S. women's national team through the 2000 Olympic Games, Fortner is scheduled to join the team in 2001, following her Olympic commitment.

AUGUST 27, 1999

Sold 4,500th season ticket to Grammy Award-winning recording artist and Anderson, Ind., native Sandi Patty. "I have come to love and respect women's sports, and I think this is a wonderful opportunity for Indianapolis and the state of Indiana," Patty said. The team also announces its 2000 individual game ticket prices at a press conference at Market Square Arena. The average ticket price to attend a WNBA game at Bankers Life Fieldhouse will be \$13, with prices ranging from \$5 to \$85.

SEPTEMBER 23, 1999

Sold 5,000th season ticket to Indiana Pacers Head Coach Larry Bird. "I think Indiana's WNBA franchise will be a huge success, and I'm happy to be a part of helping to ensure that success," Bird said. "Indiana fans love their basketball and I think they will embrace the WNBA team and the high quality of play it will bring to Indiana," Bird said.

OCTOBER 1, 1999

Sold 5,500th season ticket to former U.S. Senator Birch Bayh, enabling the franchise to meet the league's minimum goal two weeks ahead of schedule. Said Bayh, "I have long believed that both our daughters and our sons need to experience the benefits that come with participating in sporting activities." Bayh introduced the 1972 Title IX law, which provided equal opportunities for female participation in athletics.

OCTOBER 12, 1999

WNBA President Val Ackerman visits Indianapolis as the guest speaker at a WNBA corporate luncheon. Ackerman speaks to 220 corporate representatives at The Columbia Club on Monument Circle.

OCTOBER 20, 1999

Named Hall-of-Famer Anne Donovan as the team's head coach for the 2000 season. Donovan will coach the team in the absence of Fortner and become the team's lead assistant coach upon Fortner's return.

NOVEMBER 15, 1999

Awarded the first pick in the 2000 WNBA Expansion Draft in a random drawing at the WNBA League Meetings when the team's designated ping-pong ball was the first out of the selection receptacle.

DECEMBER 15, 1999

Selected Gordana Grubin (Los Angeles) with the first pick, Sandy Brondello (Detroit) with the eighth pick, Nyree Roberts (Washington) with the ninth pick, Kara Wolters (Houston) with the 16th pick, Rita Williams (Washington) with the 17th pick and Chantel Tremittiere (Utah) with the 24th pick in the 2000 WNBA Expansion Draft. Acquired Stephanie White from Miami, in exchange for Sandy Brondello and a first-round pick in the 2000 WNBA Draft. Acquired Monica Maxwell from Washington, in exchange for selecting Nyree Roberts and a fourth-round pick in the 2000 WNBA Draft.

DECEMBER 17, 1999

Unveiled team name and logo before 300 in attendance at the Arts Garden in Circle Centre Mall. Pacers Sports & Entertainment President Donnie Walsh, Fever Chief Operating Officer Kelly Krauskopf, Head Coach Anne Donovan, Indianapolis Mayor Stephen Goldsmith and Stephanie White speak at the unveiling.

APRIL 28, 2000

Chris Denari was named the team's first radio and television play-by-play announcer.

APRIL 29, 2000

Local tryouts conducted at Butler University's Hinkle Fieldhouse, with over 200 women competing with hopes of landing a spot on the 11-player Fever roster. After two days of basketball, one player, Textlin Quinney from Buffalo, N.Y., made the final cut and found herself on the Fever's opening day roster.

MAY 1, 2000

Members of the media get their first glimpse of the new WNBA franchise as the morning begins with media day. Later that day, the team opens training camp and holds its first practice on Emmis Court in Bankers Life Fieldhouse. Karen Wilkins, Shantel Hardison, Monick Foote, Stacey Lovelace, Katasha Artis, Donna Harrington, Alicia Thompson and Textlin Quinney are assigned to the Fever by the WNBA.

The Fever's home opener in its 10th anniversary season (2009) was exactly 10 years to the day after the franchise was founded.

SEVEN CONSECUTIVE WNBA PLAYOFF APPEARANCES
GREAT DATES IN FRANCHISE HISTORY

MAY 10, 2000

Conducted first public practice on the main court of Bankers Life Fieldhouse. Following the 40-minute practice session, fans remained to watch the Indiana Pacers at Philadelphia 76ers in Game 3 of the NBA Eastern Conference Semifinals. The game was broadcast live on the Bankers Life Fieldhouse scoreboard.

MAY 20, 2000

First preseason game features a Purdue University reunion at Mackey Arena, as the Fever host the Orlando Miracle at West Lafayette. Orlando is coached by Carolyn Peck, who had been the head coach of the 1999 National Champion Purdue women's team that included current Fever player Stephanie White.

MAY 26, 2000

Concluded a four-game preseason schedule with a win at Orlando. Indiana finishes the preseason with a 1-3 mark after dropping its first three games - two to Sacramento and one to Orlando.

MAY 28, 2000

The Fever's inaugural season opening-day roster: Usha Gilmore, Donna Harrington, Monica Maxwell, Stephanie White, Texlin Quinney, Jurgita Streimikyte, Alicia Thompson, Chantel Tremiere, Beverly Williams, Rita Williams and Kara Wolters.

JUNE 1, 2000

First regular season game in franchise history takes place at Miami. The nationally televised game airs on Lifetime Television for Women. The Fever trailed most of the game until a Rita Williams' 3-pt FG with 2:48 remaining gives the franchise its first lead and its first victory, 57-54.

JUNE 3, 2000

Orlando visits Indianapolis for the first WNBA regular season game ever played at Bankers Life Fieldhouse. Indiana relinquishes a nine-point halftime lead, and Orlando wins the game, 88-82.

JUNE 5, 2000

Indiana beats Miami for the second time in three games to open its inaugural season, recording its first win at Bankers Life Fieldhouse, 80-59.

JULY 24, 2000

Charlotte defeats Indiana 82-78 in the first overtime game in franchise history.

AUGUST 9, 2000

First WNBA season concludes with a 67-51 win over Charlotte as 11,701 fans visit Bankers Life Fieldhouse on Fan Appreciation Night.

APRIL 20, 2001

With the first of five draft selections, Indiana selects Tamika Catchings with the No. 3 pick in the 2001 WNBA Draft.

JUNE 1, 2002

After missing all of the 2001 season due to a college injury, Tamika Catchings makes her pro debut in a 79-62 opening win over the Shock.

JUNE 8, 2002

In the fifth game of her pro career, Catchings nets a then-franchise-record 32 points in a win over the Liberty.

JULY 3, 2002

Rookie sensation Tamika Catchings sets a Fever record with 6-of-6 shooting from beyond the 3-point arc during an overtime loss at Orlando.

JULY 20, 2002

Indiana finished the season 9-4 after its July 20 trade to bring point guard Coquese Washington from the Houston Comets. With Washington in the starting lineup, Indiana went 7-3 down the stretch, including wins in six of its final seven regular season games.

JULY 26, 2002

En route to a WNBA record 94 steals for the season, Catchings tied a league record with nine steals during a 73-63 home win over Minnesota.

AUGUST 7, 2002

Indiana notched what was a franchise record fourth straight win with a 70-63 victory over Orlando to keep the Fever in playoff contention. Tamika Catchings matched her own season high and franchise record with 32 points in the win.

AUGUST 13, 2002

Clinched the first playoff berth in franchise history with a 60-56 win at Cleveland on the final day of the regular season.

AUGUST 16, 2002

Defeated New York, 73-55, in Game 1 of the First Round of the 2002 WNBA Playoffs - the first playoff game in Fever history. Tamika Catchings scores 29 points at Bankers Life Fieldhouse. Catchings was honored as the WNBA's Rookie of the Year in a pregame ceremony.

AUGUST 18, 2002

Lost to New York, 84-65, in Game 2 of the first-round series of the 2002 WNBA Playoffs. It was the first road playoff game in franchise history. New York's victory tied the series, 1-1.

AUGUST 20, 2002

Lost the decisive Game 3 of the first-round series of the 2002 WNBA Playoffs at New York, 75-60. New York won the series, 2-1.

MAY 29, 2003

Sold franchise-record 18,345 tickets for the home opener against the Washington Mystics. Indiana won 71-60 before a national TV audience on ABC-TV and the first sellout in franchise history.

JUNE 26, 2003

Defeated Connecticut, 94-90, in the first double-overtime game in franchise history. Indiana defeated the Sun during the Fever's first visit to Mohegan Sun Arena and registered a single-game scoring record.

JULY 10, 2003

Defeated New York, 76-69, to stay undefeated (8-0) at home and extend home court win streak to a franchise-record 13 games dating to 2002.

JULY 23, 2003

Defeated San Antonio, 81-47, at Bankers Life Fieldhouse to record what was the largest margin of victory, 34 points, in franchise history.

Catchings led the Fever in points, rebounds, assists, steals and blocks as a rookie in 2002.

GREAT DATES IN FRANCHISE HISTORY

SEPTEMBER 26, 2003

Nell Fortner resigned as head coach and general manager. Kelly Krauskopf assumed general manager duties.

DECEMBER 3, 2003

Participating in the WNBA Draft Lottery, Indiana improved its draft position in the 2004 WNBA Draft by moving from the No. 5 selection to the No. 3 pick.

DECEMBER 11, 2003

Named Brian Winters as head coach.

JUNE 25, 2004

Defeated the Los Angeles Sparks for the first time in franchise history, posting a 71-67 win at Bankers Life Fieldhouse.

JULY 14, 2004

Kelly Miller scored 18 points to lead the Fever to a 70-62 win against the Houston Comets. The win was Indiana's first against the Houston franchise.

JULY 16, 2004

Claimed first place in the Eastern Conference for the first time in franchise history after an 85-73 victory over Detroit.

SEPTEMBER 4, 2004

Routed Washington, Minnesota and Washington again by a combined 52 points – the largest three-game victory margin in franchise history – to claim a share of the Eastern Conference lead.

SEPTEMBER 19, 2004

Fell to Eastern Conference champion Connecticut, losing a fourth straight game to finish the season with a 15-19 record. Tamika Catchings scored a season-high 30 points, including 21 in the second half.

SEPTEMBER 27, 2004

Kelly Miller and Connecticut's Wendy Palmer named co-recipients of the WNBA's Most Improved Player Award.

OCTOBER 8, 2004

Tamika Catchings received All-WNBA honors for a third consecutive season. Catchings was named to the All-WNBA Second Team.

DECEMBER 1, 2004

Moved to the No. 2 pick of the 2005 WNBA Draft after entering the WNBA Draft Lottery in the No. 3 position, marking the second consecutive year the team moved up in the draft lottery.

APRIL 21, 2005

Announced retirement of Stephanie White. White was the lone remaining player from the Fever's inaugural season roster.

JUNE 4, 2005

Kelly Miller's 3-point play with 0.9 seconds remaining lifted the Fever past New York, 62-59, in one of the most dramatic finishes in franchise history. Miller's running right-hander through the lane broke a tie as Indiana stayed unbeaten at home (4-0).

JUNE 20, 2005

Tamika Catchings earned her sixth WNBA Player of the Week award. After scoring 20 points with a career-high 16 rebounds, plus eight assists and six steals against Detroit, her steal helped secure a win against Charlotte one night later. She scored 12 points with four assists and four rebounds against the Sting, and in a loss to Washington, she scored 20 points with 15 rebounds.

JULY 9, 2005

The leading vote-getter in the Eastern Conference, Tamika Catchings started her third WNBA All-Star Game and finished with 18 points, six rebounds, two assists and two steals.

JULY 18, 2005

For the second time in 2005, Tamika Catchings was named the WNBA's Player of the Week. In leading the Fever to three straight wins, she posted 18 points, nine rebounds and eight steals in a win over rival Connecticut. Two nights later, she posted her third double-double of the season with 20 points and 14 boards against Detroit. She capped the week with 21 points, four rebounds and four assists – and helped preserve a 59-58 road win at Detroit.

AUGUST 14, 2005

Broke the previous franchise record for wins in a season after a 62-56 victory at Phoenix. It was the Fever's 17th win in 2005.

AUGUST 18, 2005

Defeated Washington, 67-57, to secure a playoff berth for the second time in franchise history.

AUGUST 22, 2005

For the third time in 2005 and the eighth time in her career, Tamika Catchings earned the WNBA's Player of the Week award. She shot 9-of-11 with 23 points in a win over Washington and followed with 18 points and 16 rebounds in a win over Charlotte.

AUGUST 23, 2005

In a preview to the Eastern Conference Finals, the Fever won its fourth straight game and secured the No. 2 seed in the WNBA Playoffs while defeating Connecticut on the road, 69-63. The win put Indiana eight games above .500 for the first time in its history.

AUGUST 30, 2005

Defeated New York, 63-51, in Madison Square Garden in Game 1 of the First Round of the 2005 WNBA Playoffs, for the first road playoff victory in franchise history.

SEPTEMBER 1, 2005

Defeated New York, 58-50, in Bankers Life Fieldhouse to sweep the first-round playoff series, 2-0, and advance to the Eastern Conference Finals for the first time in franchise history. Tamika Catchings and Natalie Williams both had double-doubles. Catchings honored as the WNBA's Defensive Player of the Year and named to the WNBA's All-Defense First Team, along with Tully Bevilaqua.

SEPTEMBER 8, 2005

Lost to Connecticut, 73-68, in Bankers Life Fieldhouse in Game 1 of the Eastern Conference Finals. Sun take the series lead 1-0.

SEPTEMBER 10, 2005

Indiana lost Game 2 of the Eastern Conference Finals at Connecticut, 77-67. Natalie Williams capped her pro career with 11 rebounds with a season-high 17 points.

When the Fever set the franchise record for wins in 2005, it was the first of three straight seasons with identical 21-13 records.

SEVEN CONSECUTIVE WNBA PLAYOFF APPEARANCES

GREAT DATES IN FRANCHISE HISTORY

JULY 12, 2006

Tamika Catchings was the WNBA's leading vote-getter for the WNBA All-Star Game, but was held from participation because of injury. Teammate Tamika Whitmore attended her first All-Star Game, scoring nine points in an East victory.

JULY 29, 2006

Despite a home loss to Washington, the Fever clinched its third playoff berth, and its second in two seasons. With eight games and two weeks remaining in the regular season, it was the earliest that Indiana had ever clinched a playoff spot.

AUGUST 11, 2006

Anna DeForge scored 20 points to pace the Fever in an 87-68 win at Connecticut, matching the club record with its 21st victory of the season. At 21-12, it also marked the first time in franchise history that the club moved nine games over .500.

AUGUST 17, 2006

Tamika Catchings named WNBA Defensive Player of the Year for a second straight season. She joined Tully Bevilacqua on the WNBA All-Defense First Team.

AUGUST 19, 2006

Tamika Whitmore posted one of the most memorable games in WNBA Playoff history by scoring a record 41 points in a Game 2 loss at Detroit. Whitmore had 16 points by halftime, added 15 points in the third and 10 in the fourth quarter as the Fever fell short in a 98-83 decision to close the first round of the playoffs. With Tamika Catchings injured much of the second half, Whitmore was virtually unstoppable. She finished 15-of-25 shooting and was 10-of-10 at the foul line. She also added a team-high 10 rebounds.

JULY 15, 2007

Paced by starters Anna DeForge and Tamika Catchings and joined by Tammy Sutton-Brown, the Fever was represented by three players in the WNBA All-Star Game – the most in its history. DeForge's jumper with 39 seconds remaining iced the East's win. Catchings finished with 15 points and 11 rebounds.

JULY 18, 2007

Following a 75-74 home defeat of the Chicago Sky, the Fever moved to 16-4 overall and claimed the best 20-game record in the history of the Eastern Conference. The win capped a franchise-record six-game win streak and gave the Fever the best record in the WNBA. The Fever's afternoon crowd of 10,542 was its best daytime crowd in history.

AUGUST 23, 2007

Connecticut beat Indiana 93-88, at Connecticut, in what was the first triple overtime game in WNBA Playoffs history. Indiana was led by Anna DeForge's 31 points and Tamika Catchings' 20 rebounds. It was Catchings' first game since July 20.

AUGUST 27, 2007

In a decisive Game 3 of a first-round playoff series with Connecticut, Indiana staged the largest comeback in WNBA Playoffs history to advance to the Eastern Conference Finals. Trailing by 22 in the second quarter, the Fever rallied and sent the game into overtime. Tamika Catchings led the assault with 30 points, 13 rebounds and six assists.

AUGUST 31, 2007

A home crowd of 9,623 was the best in Fever playoff history, and a 75-65 win over the Detroit Shock gave the Fever its first-ever lead in a conference finals series.

DECEMBER 12, 2007

Lin Dunn named the fourth head coach in Fever history.

FEBRUARY 19, 2008

Fever GM Kelly Krauskopf announced a blockbuster trade with the Connecticut Sun that brought Indianapolis native, Purdue All-American and 2006 All-Star Game MVP Katie Douglas back to her hometown.

MAY 27, 2008

With Katie Douglas scoring 23 points in a nationally televised game on ESPN2, the Fever handed conference rival Connecticut its largest home defeat in history, 75-46, at Mohegan Sun Arena. It was Douglas' first game against her former team.

MAY 29, 2008

Katie Douglas scored 20 points in a fourth straight game to begin her Fever career, while leading Indiana to an 82-78 double-overtime victory over Los Angeles. The teams combined for a league-record 27 blocked shots.

JUNE 15, 2008

After nine months of rehabilitation following a torn Achilles' tendon, Tamika Catchings made her 2008 debut during a home loss to San Antonio.

JUNE 24, 2008

Tamika Catchings became the first recipient of the Dawn Staley Leadership Award, recognizing the player who best exemplifies the characteristics of a leader in the community and reflects Staley's leadership, spirit, charitable efforts and love for the game.

JUNE 26, 2008

In what was the longest game in Fever history, Indiana fell 102-96 to the New York Liberty, in three overtimes at Madison Square Garden. Ebony Hoffman scored a career-high 26 points.

JULY 10, 2008

In anticipation of its outdoor game in New York, the Fever conducted an early evening outdoor practice with sunshine and 90-degree temperatures beating down upon the Fever's hardwood court, re-located to a parking lot one block south of Bankers Life Fieldhouse.

JULY 19, 2008

Indiana beat New York 71-55 in the Liberty Outdoor Classic, in what was the first regular season pro basketball game ever played outdoors. Under the lights and beneath a clear July sky at Arthur Ashe Stadium, Katie Douglas scored 20 points before 19,393 fans – the largest crowd ever to attend a Fever game.

JULY 27, 2008

Snapping a three-game road losing streak, Indiana outlasted defending WNBA champion Phoenix with an 88-84 win behind 25 points from Tamika Catchings.

In the first regular season pro basketball game ever played outdoors, the Fever downed New York in the Liberty Outdoor Classic.

GREAT DATES IN FRANCHISE HISTORY

AUGUST 23, 2008

Two Fever players captured medals in the 2008 Olympics in Beijing, China. Tamika Catchings captured a second Olympic gold medal as the United States beat Australia, 92-65. Tully Bevilacqua earned her first Olympic medal, a silver.

AUGUST 30, 2008

For the first time in Fever history, three players score 20 points in the same game. Tamika Catchings had 23 points. Katie Douglas and Tammy Sutton-Brown each scored 21. Indiana downed Atlanta, 87-72.

SEPTEMBER 2, 2008

Indiana all but secured its fourth straight playoff berth by overcoming a halftime deficit and downing the Washington Mystics, 79-68, at the Verizon Center. Tamika Catchings finished with a season-high 26 points.

SEPTEMBER 14, 2008

Indiana set a team scoring record during a 103-89 win over Phoenix to end the regular season. Three players finished with at least 20 points: Tammy Sutton-Brown had 26, followed by 24 from Katie Douglas and 20 from Ebony Hoffman.

SEPTEMBER 19, 2008

Capping a season in which she averaged 10.4 points and 7.8 rebounds, Ebony Hoffman was named the WNBA's Most Improved Player. Hoffman finished fourth in the WNBA in rebounding and second in 3-point field goal percentage.

SEPTEMBER 21, 2008

Behind 27 points and 10 rebounds from Tamika Catchings, Indiana beat Detroit 89-82 to gain a 1-1 tie in its Eastern Conference Semifinal series.

JUNE 26, 2009

Katie Douglas scored a franchise-record 26 points in one half to almost single-handedly bring the Fever back from a 17-point deficit at New York. Indiana forced overtime on a last-second jumper by Tamika Catchings, and won 82-81 for its fifth straight win.

JULY 15, 2009

In front of 10,050 Kids Day fans for what was its largest regular season crowd of the year, Indiana defeated Chicago for its 10th consecutive victory, 84-74.

JULY 17, 2009

Behind 25 points from Katie Douglas, Indiana beat Atlanta 84-79 to record its 11th consecutive win. The longest streak in Fever history, it was the seventh-longest in league history.

JULY 25, 2009

With Fever coach Lin Dunn and her staff patrolling the East sidelines, Tamika Catchings and Katie Douglas represented the Fever in the 2009 WNBA All-Star Game. The West defeated the East, 130-118.

JULY 28, 2009

Katie Douglas scored a franchise-record 34 points in an 85-81 win over the Washington Mystics, breaking the club's seven-year mark of 32 points. Douglas made 15 of 16 free throws, shot 9 of 19 from the floor and added nine rebounds in the performance.

JULY 30, 2009

Matching the Fever's previous scoring record with 32 points in a 94-85 win over Connecticut, Katie Douglas became the first Indiana player ever to record consecutive games of 30+ points. She broke the franchise scoring mark two nights earlier.

AUGUST 15, 2009

As a part of its season-long 10th anniversary celebration, the franchise announced an all-decade team as chosen by its fans. Named to the team were Tully Bevilacqua, Tamika Catchings, Anna DeForge, Katie Douglas, Ebony Hoffman, Tammy Sutton-Brown, Stephanie White, Tan White, Tamika Whitmore and Natalie Williams.

AUGUST 27, 2009

The Fever got 20 points and eight rebounds from Tamika Catchings as the Fever downed San Antonio 77-66 to set a single-season franchise record with its 12th consecutive home win.

SEPTEMBER 16, 2009

On the day the WNBA playoffs began, the Fever was saddened by the passing of co-owner Melvin Simon. To honor his memory, the Fever wore a black memory band across the shoulder of its jerseys through the remainder of the WNBA Playoffs.

SEPTEMBER 19, 2009

Tamika Catchings had 24 points and 16 rebounds as the Fever used overtime to beat the Washington Mystics, 91-74, and advance to the Eastern Conference Finals.

SEPTEMBER 26, 2009

In front of a capacity crowd courtesy of balcony seats purchased by Pacers president Larry Bird, the Fever beat the Shock 72-67 in Game 3 of the conference finals to claim its first Eastern Conference crown.

SEPTEMBER 29, 2009

In an historic Game 1 of WNBA Finals, Indiana fell 120-116 in overtime at Phoenix, in the highest-scoring game in WNBA history. Katie Douglas had four 3-pointers and 30 points to lead the Fever. Ebony Hoffman had 27 points and eight rebounds.

OCTOBER 1, 2009

Tamika Catchings' 19 points led five Fever players in double-figures as Indiana beat Phoenix, 93-84, in Game 2 of the WNBA Finals. It was the first Finals victory in Fever history.

OCTOBER 4, 2009

Fever hosted its first WNBA Finals game in Indianapolis as Indiana took a 2-0 series lead in front of another sellout crowd at Bankers Life Fieldhouse. Indiana won Game 3 of the Finals, 86-85.

OCTOBER 7, 2009

In front of a third straight sellout crowd at Bankers Life Fieldhouse, Indiana lost Game 4 of Finals, falling 90-77 to the Mercury.

OCTOBER 9, 2009

In a deciding fifth game of the WNBA Finals, Tamika Catchings brought the Fever within a basket, 88-86, with 1:00 to play, but Phoenix scored eight free throws down the stretch to seal the outcome, 94-86. Tammy Sutton-Brown led Indiana with 22 points.

GREAT DATES IN FRANCHISE HISTORY

JUNE 6, 2010

Indiana coasted to its largest margin of victory in franchise history, blistering the Minnesota Lynx by 38 points, 89-51 at Target Center. Tamika Catchings had 27 points and 10 rebounds.

JULY 10, 2010

Scoring 47 out of a possible 60 points, Katie Douglas captured the 3-point shooting contest at the WNBA "Stars at the Sun" all-star showcase.

JULY 14, 2010

On Kids Day, Indiana welcomed its largest crowd of the season (10,076) and one of three crowds eclipsing the 10,000 mark as the Fever showed an attendance increase for the fourth straight year.

JULY 18, 2010

Tamika Catchings scored nine of her 22 points in overtime to lift the Fever to an 84-81 victory at New York. Katie Douglas had 21 points and Ebony Hoffman added 15 to help the Fever beat the Liberty for the seventh straight time and move into first place in the Eastern Conference. Indiana overcame a career-high 40 points by Cappie Pondexter. Catchings' tiebreaking 3-pointer gave the Fever the lead for good, 78-75 with 4 minutes left in the extra period.

AUGUST 6, 2010

Tamika Catchings scored 30 points during a 95-93 win over Atlanta, pulling the Fever percentage points ahead of the Dream for first place in the East. Catchings hit game-winning free throws with 3.5 seconds remaining. Earlier in the game, she became the first player in WNBA history to score 4,500 points, grab 2,000 rebounds and hand out 1,000 assists. In the same game, Douglas hit the 500th 3-point field goal of her career to become the WNBA's first player with 500 3FGs and 500 assists.

AUGUST 8, 2010

Tamika Catchings scored 24 points and grabbed 10 rebounds to lead the Fever past Phoenix 104-82, putting Indiana atop the Eastern Conference with two weeks left in the regular season.

AUGUST 11, 2010

Indiana won 82-76 at Los Angeles to sweep two games with the Sparks for just the second time in franchise history.

AUGUST 13, 2010

Indiana scored a franchise-record 110 points while beating Phoenix 110-90 and clinching a playoff spot for the sixth consecutive season.

AUGUST 29, 2010

After dropping Game 1 of the Eastern Conference Semifinals in New York, the Fever responded with a 75-67 win at Bankers Life Fieldhouse.

SEPTEMBER 1, 2010

Katie Douglas scored 24 points and Tamika Catchings added 21, but it was not enough for the Fever to overcome Cappie Pondexter and the Liberty. Pondexter scored 30 points and New York outscored Indiana 8-2 down the stretch to claim a 77-74 Game 3 victory and a 2-1 outcome in the best-of-three playoff series.

OCTOBER 3, 2010

Tamika Catchings helped the United States to a gold medal victory at the FIBA World Championships conducted in the Czech Republic. Tully Bevilacqua earned a bronze medal with Australia.

JUNE 13, 2011

Katie Douglas was named the WNBA's Eastern Conference Player of the Week after opening the season with 21.0 points per game through the Fever's first three games. Douglas' week included a 27-point effort in a win over New York that included a team-record six 3-pointers.

JUNE 14, 2011

Katie Douglas became the first player in WNBA history to record 500 career 3-pointers and 500 career steals. In a win over Tulsa, Douglas recorded 22 points with six 3-pointers, and added a steal to reach the milestone.

JULY 9, 2011

Tamika Catchings passed Ticha Penicheiro to become the WNBA's career steals leader with six thefts in a win over the Washington Mystics. Catchings tied a league record with five steals in the fourth quarter.

JULY 23, 2011

As part of 2011 All-Star festivities in San Antonio, and in celebration of the WNBA's 15th season, Tamika Catchings was named as one of the league's Top 15 Players of All-Time.

AUGUST 13, 2011

Matching her own career scoring high, Tamika Catchings scored 32 points in a win over the New York Liberty. She made a Fever-record 17 free throws and became the sixth player in WNBA history to reach the 5,000-point plateau.

SEPTEMBER 7, 2011

Katie Douglas scored 21 points to lead four double-figure scorers in an 87-69 win over the Washington Mystics, as Indiana clinched the top seed in the WNBA Eastern Conference playoffs for the second time in franchise history.

SEPTEMBER 15, 2011

Erin Phillips' 14-foot jumper with 1.5 seconds remaining lifted Indiana to a 74-72 playoff victory over New York at Bankers Life Fieldhouse. Katie Douglas finished with a game-high 25 points as the Fever took a 1-0 lead in the Eastern Conference Semifinals.

SEPTEMBER 19, 2011

Katie Douglas scored 21 points and Tamika Catchings added 17 to help Indiana past New York, 72-62, to advance past the Liberty, 2-1, into the Eastern Conference Finals.

SEPTEMBER 22, 2011

A four-time Defensive Player of the Year and a top-five vote-getter in MVP balloting in 8 of 9 previous seasons, Tamika Catchings was named the WNBA's Most Valuable Player for the first time in her career. Catchings accepted the award from WNBA President Laurel Richie in a news conference at Bankers Life Fieldhouse.

SEPTEMBER 22, 2011

Tangela Smith knocked down a Fever playoff record five 3-pointers while scoring a career high 25 points as Indiana beat Atlanta 82-74 in Game 1 of the Eastern Conference Finals. The win drew the Fever within one victory of a second trip to the WNBA Finals.

DRAFT HISTORY

2000 WNBA EXPANSION DRAFT

DECEMBER 15, 1999

First Round

Gordana Grubin, from Los Angeles, 1st overall

Second Round

Sandy Brondello, from Detroit, 8th overall (1)

Third Round

Nyree Roberts, from Washington, 9th overall (2)

Fourth Round

Kara Wolters, from Houston, 16th overall

Fifth Round

Rita Williams, from Washington, 17th overall

Sixth Round

Chantel Tremittiere, from Utah, 24th overall

2000 WNBA DRAFT

APRIL 25, 2000

Second Round

Jurgita Streimikyte, Lithuania, 26th overall

Third Round

Usha Gilmore, Rutgers, 42nd overall

Fourth Round

Latina Davis, Tennessee, 50th overall (3)

Renee Robinson, Virginia, 58th overall (3)

2001 WNBA DRAFT

APRIL 20, 2001

First Round

Tamika Catchings, Tennessee, 3rd overall

Kelly Schumacher, Connecticut, 14th overall

Second Round

Niele Ivey, Notre Dame, 19th overall

Third Round

Marlena Williams, Missouri, 35th overall

Fourth Round

April Brown, Louisiana State, 51st overall

2002 WNBA DRAFT

APRIL 19, 2002

First Round

Tawana McDonald, Georgia, 13th overall

Second Round

Zuzi Klimesova, Vanderbilt, 17th overall

Third Round

Kelly Komara, Purdue, 34th overall

Fourth Round

LaKeisha Taylor, Arizona, 49th overall

Jillian Danker, Vanderbilt, 52nd overall

2003 WNBA DISPERSAL DRAFT

APRIL 24, 2003

First Round

Sylvia Crawley, Portland, 7th overall (4)

2003 WNBA DRAFT

APRIL 25, 2003

First Round

Gwen Jackson, Tennessee, 6th overall (4)

Second Round

DeTrina White, Louisiana State, 20th overall

Third Round

Ashley McElhiney, Vanderbilt, 35th overall

2004 WNBA DISPERSAL DRAFT

JANUARY 6, 2004

First Round

Deanna Jackson, Cleveland, 5th overall

2004 WNBA DRAFT

APRIL 17, 2004

First Round

Ebony Hoffman, USC, 9th overall

Third Round

Ieva Kublina, Virginia Tech, 31st overall

2005 WNBA DRAFT

APRIL 16, 2005

First Round

Tan White, Mississippi State, 2nd overall

Second Round

Yolanda Paige, West Virginia, 16th overall

Third Round

Ashley Earley, Vanderbilt, 29th overall

2006 WNBA DRAFT

APRIL 5, 2006

First Round

La'Tangela Atkinson, North Carolina, 9th overall

Second Round

Kasha Terry, Georgia Tech, 26th overall

Third Round

Jessica Foley, Duke, 38th overall

Marina Kuzina, Russia, 40th overall

2007 WNBA DRAFT

APRIL 4, 2007

First Round

Alison Bales, Duke, 9th overall

Second Round

Lyndsey Medders, Iowa State, 22nd overall

Third Round

Ashley Key, NC State, 35th overall

2008 WNBA DRAFT

APRIL 9, 2008

Second Round

Khadijah Whittington, NC State, 26th overall

2009 WNBA DRAFT

APRIL 9, 2009

First Round

Briann January, Arizona State, 6th overall

Second Round

Christina Wirth, Vanderbilt, 19th overall

Third Round

Danielle Campbell, Purdue, 32nd overall

2010 WNBA DRAFT

APRIL 8, 2010

First Round

Jené Morris, San Diego State, 11th overall

Second Round

Armelle Lumanu, Mississippi State, 23rd overall

Third Round

Joy Cheek, Duke, 35th overall

2011 WNBA DRAFT

APRIL 11, 2010

First Round

Jeanette Pohlen, Stanford, 9th overall

Third Round

Jori Davis, Indiana, 33rd overall

2012 WNBA DRAFT

APRIL 16, 2010

First Round

Sasha Goodlett, Georgia Tech, 11th overall

Third Round

Courtney Hurt, Virginia Commonwealth, 34th overall

When Christina Wirth was chosen 19th overall by the Fever in 2009, she became the fifth Vanderbilt player drafted by Indiana.

SEVEN CONSECUTIVE WNBA PLAYOFF APPEARANCES

DRAFT HISTORY

DRAFT TRANSACTIONS

- (1) Acquired Stephanie White from Miami, in exchange for Sandy Brondello and a 2000 first-round draft pick, following the 2000 Expansion Draft.
- (2) Acquired Monica Maxwell from Washington, in exchange for selecting Nyree Roberts and a 2000 fourth-round draft pick, following the 2000 Expansion Draft.
- (3) Acquired Latavia Coleman from Houston, in exchange for Latina Davis and Renee Robinson, following the 2000 Draft.
- (4) Acquired Natalie Williams and Coretta Brown from San Antonio, in exchange for Sylvia Crawley and Gwen Jackson, following the 2003 Dispersal Draft and the 2003 Draft.

DRAFT SELECTIONS BY SCHOOLS

- Arizona-1
- Arizona State-1
- Connecticut-1
- Duke-3
- Georgia-1
- Georgia Tech-2
- Indiana-1
- Iowa State-1
- Louisiana State-2
- Mississippi State-2
- Missouri-1
- North Carolina-1
- NC State-2
- Notre Dame-1
- Purdue-2
- Rutgers-1
- San Diego State-1
- Stanford-1
- Tennessee-3
- USC-1
- Vanderbilt-5
- Virginia-1
- Virginia Commonwealth-1
- Virginia Tech-1
- West Virginia-1



A 6-5 native of Jackson, Miss., Sasha Goodlett averaged 14.5 points and 7.7 rebounds as a senior. She finished her career at Georgia Tech ranked among career leaders in points scored (10th, 1,364), rebounds (9th, 760) and blocked shots (5th, 127). During her final campaign, Goodlett earned All-ACC Second Team and ACC All-Tournament First Team accolades as she helped the Jackets to 12 ACC wins and a 26-9 mark overall. The Yellow Jackets played in the ACC Championship Game for only the second time in school history. Goodlett is just the second Georgia Tech player ever chosen in the first round of the WNBA Draft, following Alex Montgomery's No. 10 selection in 2011, by the New York Liberty. She played at Tech under MaChelle Joseph whose career began as a player and assistant coach at Purdue under current Fever coach Lin Dunn.

2012 Fever first-rounder Sasha Goodlett led Georgia Tech to the NCAA Sweet Sixteen for the first time in school history.

2010 RECAP

2010 FINAL STATISTICS

REGULAR SEASON (21-13)

PLAYER	G	GS	MIN	FIELD GOALS			3-POINT FG			FREE THROWS			REBOUNDS		AST	PF	DO	STL	TO	BLK	PTS	AVG	
				FG	FGA	PCT	FG	FGA	PCT	FT	FTA	PCT	OFF	DEF									TOT
Catchings	34	34	1068	207	428	.484	47	105	.448	157	185	.849	57	185	242	135	93	3	77	93	30	618	18.2
Douglas	34	34	1014	170	379	.449	68	174	.391	59	71	.831	26	91	117	111	55	0	46	67	13	467	13.7
Sutton-Brown	34	34	875	103	229	.450	0	1	.000	70	99	.707	69	105	174	29	90	0	33	55	55	276	8.1
Hoffman	34	33	815	106	267	.397	26	82	.317	34	40	.850	44	100	144	43	91	1	40	53	13	272	8.0
January	30	7	657	65	175	.371	21	59	.356	71	86	.826	20	39	59	94	75	0	37	68	4	222	7.4
Davenport	33	0	469	96	168	.571	1	7	.143	50	69	.725	27	66	93	15	65	0	14	40	27	243	7.4
Murphy	27	0	418	47	130	.362	7	25	.280	59	79	.747	14	42	56	35	55	0	12	33	16	160	5.9
Zellous	15	1	221	28	80	.350	5	19	.263	16	28	.571	20	41	61	23	20	0	8	18	2	77	5.1
Bevilaqua	34	27	659	46	120	.383	26	77	.338	14	24	.583	18	55	73	54	64	0	48	40	4	132	3.9
Moore	33	0	431	38	89	.427	0	1	.000	25	30	.833	29	40	69	14	60	0	6	30	4	101	3.1
Morris	25	0	196	28	66	.424	14	38	.368	2	3	.667	3	11	14	12	28	0	8	17	2	72	2.9
Cheek	7	0	34	5	12	.417	1	3	.333	4	4	1.000	0	3	3	1	7	0	0	5	0	15	2.1
Cuigley	3	0	18	2	4	.500	0	0	.000	2	2	1.000	0	1	1	1	2	0	2	3	1	6	2.0
FEVER	34	-	6875	941	2147	.438	216	591	.365	563	720	.782	327	779	1106	567	705	4	331	551	171	2661	78.3
OPPONENTS	34	-	6875	885	2128	.416	181	547	.331	567	716	.792	339	783	1122	497	687	3	282	603	120	2518	74.1

PLAYOFFS (1-2)

PLAYER	G	GS	MIN	FIELD GOALS			3-POINT FG			FREE THROWS			REBOUNDS		AST	PF	DO	STL	TO	BLK	PTS	AVG	
				FG	FGA	PCT	FG	FGA	PCT	FT	FTA	PCT	OFF	DEF									TOT
Catchings	3	3	107	19	46	.413	5	14	.357	13	16	.813	5	21	26	9	7	0	9	3	2	56	18.7
Douglas	3	3	95	11	24	.458	3	9	.333	10	12	.833	3	6	9	10	8	0	4	3	1	35	11.7
Hoffman	3	3	89	12	36	.333	2	6	.333	7	8	.875	5	9	14	4	10	0	3	3	3	33	11.0
Sutton-Brown	3	3	90	10	21	.476	0	0	.000	9	11	.818	5	8	13	1	7	0	4	8	2	29	9.7
Davenport	3	0	46	9	17	.529	0	0	.000	3	3	1.000	6	10	16	0	5	0	2	4	4	21	7.0
January	3	0	59	5	16	.313	1	5	.200	9	10	.900	1	3	4	6	6	0	1	8	0	20	6.7
Bevilaqua	3	3	66	6	14	.429	4	9	.444	0	0	.000	0	2	2	4	5	0	2	5	0	16	5.3
Zellous	3	0	31	3	5	.600	0	1	.000	6	7	.857	1	1	2	2	3	0	0	2	1	12	4.0
Moore	3	0	16	0	1	.000	0	0	.000	0	0	.000	1	1	2	1	3	0	1	0	1	0	0.0
Morris	1	0	2	0	0	.000	0	0	.000	0	0	.000	0	0	0	0	0	0	0	0	0	0	0.0
TEAM	3	-	600	75	180	.417	15	44	.341	57	67	.851	27	61	88	37	54	0	26	38	14	222	74.0
OPPONENTS	3	-	600	88	201	.438	17	47	.362	36	43	.837	36	66	102	44	58	0	16	45	8	229	76.3

2010 DAY-BY-DAY RESULTS

MAY				AUGUST								
15		WASHINGTON	L	65-72		9,752	1	at Atlanta	L	74-90		6,270
16	at	Atlanta	L	62-66		7,337	3	NEW YORK	L	72-82		7,540
22	at	Chicago	W	92-86	OT	6,477	6	ATLANTA	W	95-93		9,214
23		CHICAGO	W	69-61		7,665	8	at Phoenix	W	104-82		10,995
29	at	Tulsa	L	74-79		4,005	10	at Los Angeles	W	82-76		10,586
JUNE								13	PHOENIX	W	110-90	10,002
3		SAN ANTONIO	W	79-57		7,574	15	at Connecticut	W	79-66		7,915
5		NEW YORK	W	78-73		8,090	17	at New York	L	57-78		8,953
6	at	Minnesota	W	89-51		6,444	20	at San Antonio	L	61-75		10,807
11	at	Connecticut	L	77-86		7,603	22	MINNESOTA	L	79-83	OT	10,015
13		CONNECTICUT	W	77-67		7,302	<i>Eastern Conference Semifinals</i>					
17		SEATTLE	W	72-65		7,520	26	at New York	L	73-85		14,624
19		ATLANTA	W	94-91		8,187	29	NEW YORK	W	75-67		7,535
25	at	Seattle	L	81-85		9,083	SEPTEMBER					
27	at	Chicago	W	70-64		4,051	Sep 1	at New York	L	74-77		16,682
29	at	Washington	L	65-68		8,464						
JULY												
6	at	Chicago	W	58-51		3,732						
8		TULSA	W	100-72		7,077						
14		CONNECTICUT	L	68-77		10,076						
16		ATLANTA	W	89-70		7,532						
18	at	New York	W	84-81	OT	9,508						
22		LOS ANGELES	W	76-57		7,898						
24	at	Washington	W	78-73		9,786						
27		CHICAGO	W	78-74		6,853						
30		WASHINGTON	L	73-77		8,207						

Indiana won 7 of 9 games during July 2010 en route to finishing 21-13 for the fourth time in six years.

SEVEN CONSECUTIVE WNBA PLAYOFF APPEARANCES 2009 RECAP

2009 FINAL STATISTICS REGULAR SEASON (22-12)

PLAYER	FIELD GOALS										3-POINT FG			FREE THROWS			REBOUNDS						
	G	GS	MIN	FG	FGA	PCT	FG	FGA	PCT	FT	FTA	PCT	OFF	DEF	TOT	AST	PF	DO	STL	TO	BLK	PTS	AVG
Douglas	31	31	1003	188	459	.410	66	189	.349	105	122	.861	24	96	120	85	45	0	56	75	7	547	17.6
Catchings	34	34	1084	157	407	.386	40	122	.328	158	181	.873	86	159	245	107	92	0	99	88	18	512	15.1
Hoffman	34	34	1005	122	313	.390	25	72	.347	69	77	.896	56	143	199	52	106	3	57	82	12	338	9.9
Sutton-Brown	27	25	680	95	204	.466	0	0	---	76	102	.745	44	114	158	23	76	2	15	49	40	266	9.9
January	33	4	683	64	192	.333	25	87	.287	74	87	.851	23	40	63	77	78	1	36	57	3	227	6.9
Griffith	3	0	41	6	12	.500	0	0	---	7	9	.778	4	3	7	0	6	0	0	3	2	19	6.3
Bevilaqua	34	32	861	68	181	.376	37	107	.346	36	54	.667	12	67	79	97	76	0	62	48	6	209	6.1
Moore	31	9	613	57	121	.471	0	1	.000	34	46	.739	40	56	96	14	85	0	19	32	6	148	4.8
Murphy	24	0	186	34	89	.382	11	32	.344	21	26	.808	23	19	42	10	30	0	6	9	2	100	4.2
Dixon	32	1	424	55	134	.410	4	10	.400	18	21	.857	10	41	51	37	45	0	12	27	3	132	4.1
Whittington	3	0	25	6	10	.600	0	0	---	0	0	---	2	3	5	2	2	0	0	0	0	12	4.0
Davenport	26	0	181	29	55	.527	0	0	---	14	20	.700	15	25	40	6	38	0	7	21	14	72	2.8
Wirth	21	0	121	8	29	.276	5	14	.357	1	1	1.000	3	12	15	13	12	0	3	3	1	22	1.0
White	2	0	18	1	6	.167	0	3	.000	0	0	---	0	2	2	4	1	0	1	0	1	2	1.0
FEVER	34		6925	890	2212	.402	213	637	.334	613	746	.822	342	780	1122	527	692	6	373	531	117	2606	76.6
OPPONENTS	34		6925	909	2118	.429	154	483	.319	529	692	.764	318	849	1167	498	700	8	271	638	116	2501	73.6

PLAYOFFS (6-4)

PLAYER	FIELD GOALS										3-POINT FG			FREE THROWS			REBOUNDS						
	G	GS	MIN	FG	FGA	PCT	FG	FGA	PCT	FT	FTA	PCT	OFF	DEF	TOT	AST	PF	DO	STL	TO	BLK	PTS	AVG
Catchings	10	10	357	56	122	.459	9	36	.250	51	60	.850	24	80	104	54	34	1	33	34	14	172	17.2
Douglas	10	10	361	51	141	.362	18	58	.310	35	43	.814	14	21	35	40	14	0	14	19	6	155	15.5
Sutton-Brown	10	10	311	56	106	.528	0	0	---	31	45	.689	15	41	56	5	30	0	9	30	14	143	14.3
Hoffman	10	10	295	47	85	.553	6	15	.400	19	22	.864	11	37	48	8	38	0	11	18	5	119	11.9
January	10	0	228	30	78	.385	12	29	.414	34	40	.850	7	17	24	30	23	0	4	13	0	106	10.6
Bevilaqua	10	10	224	18	53	.340	10	32	.313	7	10	.700	5	18	23	20	25	0	12	11	1	53	5.3
Davenport	9	0	55	14	25	.560	0	0	---	9	11	.818	1	10	11	3	9	0	2	3	8	37	4.1
Moore	10	0	120	8	24	.333	0	0	---	6	8	.750	9	8	17	3	24	1	5	3	2	22	2.2
Dixon	10	0	62	9	26	.346	0	2	.000	3	5	.600	2	5	7	2	5	0	1	5	0	21	2.1
Wirth	5	0	27	3	7	.429	0	2	.000	0	0	---	0	3	3	2	4	0	0	2	0	6	1.2
Murphy	4	0	9	0	5	.000	0	2	.000	0	0	---	1	1	2	1	2	0	0	0	0	0	0.0
TEAM	10		2050	292	672	.435	55	176	.313	195	244	.799	89	241	330	168	208	2	91	150	50	834	83.4
OPPONENTS	10		2050	301	688	.438	65	174	.374	173	210	.824	110	238	348	144	222	3	71	161	49	840	84.0

2009 DAY-BY-DAY RESULTS

JUNE										SEPTEMBER												
6	at	Atlanta	L	86-87	2OT	8,709				2		PHOENIX	L	90-106								7,446
7		MINNESOTA	L	74-96		9,234				4	at	Detroit	L	63-70	OT							7,230
9		SEATTLE	W	73-66		7,253				6		WASHINGTON	W	72-61								9,702
12		LOS ANGELES	W	73-61		9,320				8	at	New York	W	69-63								7,583
19	at	Detroit	W	66-54		7,725				10	at	Chicago	L	79-86								2,902
21		DETROIT	W	82-70		7,610				13	at	Connecticut	L	85-95								9,047
26	at	New York	W	82-81	OT	9,304						<i>Eastern Conference Semifinals</i>										
27		NEW YORK	W	63-54		8,481				17	at	Washington++	W	88-79								6,332
										19		WASHINGTON	W	81-74	OT							9,655
												<i>Eastern Conference Finals</i>										
2		CONNECTICUT	W	67-53		6,468				23	at	Detroit	L	56-72								7,214
5		ATLANTA	W	78-74		7,024				25	at	DETROIT	W	79-75								9,210
10	at	Chicago	W	83-54		4,021				26		DETROIT	W	72-67								18,165
15		CHICAGO	W	84-74		10,050						<i>WNBA Finals</i>										
17		ATLANTA	W	84-79		7,975				29	at	Phoenix	L	116-120	OT							11,617
19	at	Connecticut	L	61-67		6,517						<i>OCTOBER</i>										
21	at	Washington	W	82-70		9,798				1	at	Phoenix	W	93-84								16,758
23	at	San Antonio	L	65-84		9,985				4		PHOENIX	W	86-85								18,165
28		WASHINGTON	W	85-81		5,904				7		PHOENIX	L	77-90								18,165
30		CONNECTICUT	W	94-85	OT	6,538				9	at	Phoenix	L	86-94								17,313
												++ at Comcast Center (College Park, Md.)										
AUGUST																						
2	at	Washington	W	87-79		11,595																
5		CHICAGO	W	76-67		6,581																
8	at	Phoenix	W	90-83		9,867																
10	at	Los Angeles	L	63-75		8,263																
13	at	Minnesota	W	91-81		7,156																
15		DETROIT	W	82-59		9,963																
20	at	Sacramento	L	62-67		6,290																
22	at	Seattle	L	60-74		8,273																
27		SAN ANTONIO	W	77-66		6,836																
29		SACRAMENTO	L	78-79		8,579																

Indiana's 11-game win streak in 2009 was the 7th-best in WNBA history. The Fever's 13-game home win streak is a team record.

2012 INDIANA FEVER MEDIA GUIDE

2008 RECAP

2008 FINAL STATISTICS

REGULAR SEASON (17-17)

PLAYER	G	GS	FIELD GOALS					3-POINT FG			FREE THROWS			REBOUNDS					STL	TO	BLK	PTS	AVG
			FG	FGA	PCT	FG	FGA	PCT	FT	FTA	PCT	OFF	DEF	TOT	AST	PF	DQ						
Douglas	33	33	1134	170	458	.371	57	176	.324	119	149	.799	41	94	135	106	54	0	53	100	11	516	15.6
Catchings	25	17	694	101	258	.391	38	88	.432	92	115	.800	48	109	157	83	74	1	49	61	11	332	13.3
Sulton-Brown	33	33	956	143	289	.495	0	1	.000	103	153	.673	63	145	208	17	113	2	20	69	57	389	11.8
Hoffman	33	33	1013	141	303	.465	26	57	.456	34	41	.829	94	164	258	61	121	3	47	79	26	342	10.4
White	33	22	894	119	325	.366	39	120	.325	51	60	.850	27	74	101	80	88	0	43	85	14	328	9.9
Bevilaqua	30	30	876	64	158	.405	30	89	.337	17	28	.607	12	56	68	65	73	0	59	35	4	175	5.8
Baker	13	0	110	12	37	.324	0	1	.000	25	34	.735	7	15	22	15	15	0	9	11	1	49	3.8
Ngoyisa	31	1	226	30	63	.476	0	0	.000	23	32	.719	20	33	53	7	45	0	6	31	7	83	2.7
Bales	14	0	126	14	36	.389	2	5	.400	7	9	.778	7	15	22	2	18	0	5	3	14	37	2.6
Mann	5	0	31	1	4	.250	0	1	.000	0	0	.000	1	3	4	1	0	0	1	1	1	2	0.4
Feaster	33	0	301	30	89	.337	23	75	.307	2	2	1.000	9	14	23	26	23	0	5	14	3	85	2.6
Bond	32	1	325	26	90	.289	9	42	.214	13	16	.813	7	24	31	27	56	0	15	33	4	74	2.3
Lewis	8	0	56	7	20	.350	2	7	.286	0	0	.000	2	4	6	2	2	0	3	6	1	16	2.0
Whittington	22	0	186	17	44	.386	0	0	.000	9	17	.529	10	24	34	6	42	0	9	12	11	43	2.0
Terry	2	0	24	1	5	.200	0	0	.000	0	0	.000	1	4	5	2	3	0	0	6	0	2	1.0
FEVER	34		6950	876	2179	.402	226	662	.341	495	656	.755	349	778	1127	500	727	6	324	585	165	2473	72.7
OPPONENTS	34		6950	891	2127	.419	135	415	.325	540	706	.765	338	833	1171	477	659	2	294	608	130	2457	72.3

PLAYOFFS (1-2)

PLAYER	G	GS	FIELD GOALS					3-POINT FG			FREE THROWS			REBOUNDS					STL	TO	BLK	PTS	AVG
			FG	FGA	PCT	FG	FGA	PCT	FT	FTA	PCT	OFF	DEF	TOT	AST	PF	DQ						
Catchings	3	3	113	15	34	.441	3	11	.273	28	30	.933	3	20	23	18	12	0	3	11	2	61	20.3
Sulton-Brown	3	3	93	12	31	.387	0	0	---	20	21	.952	6	10	16	1	12	0	1	6	4	44	14.7
Hoffman	3	3	102	14	33	.424	4	11	.364	2	3	.667	4	21	25	5	11	0	6	3	2	34	11.3
Douglas	3	3	93	7	22	.318	1	8	.125	7	10	.700	1	6	7	7	0	4	10	2	22	7.3	
Bevilaqua	3	3	94	7	24	.292	5	18	.278	1	1	1.000	4	3	7	7	8	0	3	1	0	20	6.7
White	3	0	42	6	16	.375	1	4	.250	3	3	1.000	2	1	3	2	5	0	2	6	0	16	5.3
Lewis	2	0	25	3	8	.375	2	5	.400	0	0	.000	0	2	2	3	3	0	0	3	0	8	4.0
Mann	3	0	30	4	9	.444	2	6	.333	0	0	.000	1	0	1	1	4	0	1	4	0	10	3.3
Feaster	2	0	8	1	2	.500	1	2	.500	0	0	.000	0	0	0	0	0	0	0	1	0	3	1.5
Whittington	3	0	24	2	8	.250	0	0	.000	0	0	.000	1	6	7	1	4	0	1	3	1	4	1.3
Ngoyisa	1	0	2	0	0	.000	0	0	.000	0	0	.000	1	1	0	0	0	0	0	1	0	0	0.0
TEAM	3		625	71	187	.380	19	65	.292	61	68	.897	22	70	92	45	66	0	21	51	11	222	74.0
OPPONENTS	3		625	86	199	.432	16	43	.372	55	60	.917	33	74	107	43	71	1	25	50	9	243	81.0

2008 DAY-BY-DAY RESULTS

MAY				AUGUST					
17		WASHINGTON	W	64-53	28		CONNECTICUT	L	58-84
21	at	Detroit	L	71-76	30		ATLANTA	W	87-72
27	at	Connecticut	W	75-46	SEPTEMBER				
29		LOS ANGELES	W	82-78	2	at	Washington	W	79-68
31		DETROIT	L	65-74	5	at	Detroit	L	68-90
JUNE				8	at	Atlanta	W	81-77	
7		HOUSTON	W	84-75	9	at	Minnesota	L	76-86
11	at	San Antonio	L	53-64	11		NEW YORK	W	74-59
13	at	Atlanta	W	76-67	14		PHOENIX	W	103-89
15		SAN ANTONIO	L	60-70	<i>Eastern Conference Semifinals</i>				
18		NEW YORK	W	83-69	19		DETROIT	L	72-81
20	at	Seattle	L	70-78	21	at	Detroit	W	89-82
22	at	Los Angeles	L	63-77	23	at	Detroit	L	61-80
24		SACRAMENTO	W	78-73	OT				
26	at	New York	L	96-102	3OT				
28	at	Houston	L	61-75	JULY				
2		CHICAGO	W	74-67	5				
5		CONNECTICUT	W	81-74	8				
8	at	Washington	L	48-50	12				
12		CHICAGO	W	66-57	16				
16		ATLANTA	L	77-81	18				
18		SEATTLE	L	59-65	19				
19	at	New York	W	71-55	22				
22	at	Chicago	L	60-68	24				
24		MINNESOTA	L	80-84	26				
26	at	Sacramento	L	62-70	27				
27	at	Phoenix	W	88-84					

Tamika Catchings' six-year run leading the Fever in scoring and rebounds per game was interrupted in 2008 by Douglas & Hoffman.

SEVEN CONSECUTIVE WNBA PLAYOFF APPEARANCES 2007 RECAP

2007 FINAL STATISTICS REGULAR SEASON (21-13)

PLAYER	G	GS	FIELD GOALS			3-POINT FG			FREE THROWS			REBOUNDS				PF	DQ	STL	TO	BLK	PTS	AVG	
			FG	FGA	PCT	FG	FGA	PCT	FT	FTA	PCT	OFF	DEF	TOT	AST								
Catchings	21	21	678	108	259	.417	23	74	311	109	133	.820	54	135	189	98	64	0	66	62	22	348	16.6
Sutton-Brown	34	33	860	149	307	.485	0	0	.000	111	155	.716	66	118	184	30	115	1	35	85	47	409	12.0
Whitmore	34	25	880	139	335	.415	21	70	300	71	93	.763	45	125	170	51	86	1	20	84	11	370	10.9
White	34	9	841	136	352	.386	43	127	339	53	63	.841	25	65	90	65	76	2	36	100	10	368	10.8
DeForge	34	34	795	112	268	.418	43	105	410	29	32	.906	28	83	111	52	36	0	26	46	4	296	8.7
Bevilaqua	34	34	901	66	150	.440	33	89	371	15	22	.682	15	60	75	92	88	0	56	53	2	180	5.3
Sam	33	4	591	63	186	.339	8	32	250	29	42	.690	35	62	97	42	58	0	29	39	6	163	4.9
Hoffman	34	10	582	57	128	.445	2	5	400	28	34	.824	40	97	137	26	69	0	21	41	18	144	4.2
Bales	17	0	169	24	42	.571	0	0	.000	7	8	.875	12	33	45	2	14	0	4	7	13	55	3.2
Sharp	34	0	454	40	97	.412	9	29	310	21	29	.724	10	22	32	49	17	0	13	26	0	110	3.2
Strother	12	0	69	10	31	.323	6	15	400	2	2	1.000	6	3	9	3	5	0	0	2	0	28	2.3
Terry	9	0	54	3	12	.250	0	0	.000	3	4	.750	5	9	14	1	18	1	2	11	3	9	1.0
FEVER	34	34	6875	907	2167	.419	188	546	344	478	617	.775	341	812	1153	511	646	5	308	589	136	2480	72.9
OPPONENTS	34	34	6875	881	2192	.402	158	483	327	450	608	.740	369	795	1164	475	663	7	280	610	114	2370	69.7

PLAYOFFS (3-3)

PLAYER	G	GS	FIELD GOALS			3-POINT FG			FREE THROWS			REBOUNDS				PF	DQ	STL	TO	BLK	PTS	AVG	
			FG	FGA	PCT	FG	FGA	PCT	FT	FTA	PCT	OFF	DEF	TOT	AST								
DeForge	6	6	197	35	75	.467	11	28	.393	20	20	1.000	4	18	22	6	10	0	8	9	1	101	16.8
Whitmore	6	0	184	39	87	.448	13	23	.565	8	13	.615	6	26	32	16	19	0	3	18	1	99	16.5
Catchings	6	6	196	27	73	.370	5	19	.263	36	41	.878	12	54	66	19	15	0	13	10	3	95	15.8
Sam	6	5	185	19	51	.373	4	8	.500	6	12	.500	15	17	32	13	19	0	6	5	1	48	8.0
Bevilaqua	6	6	215	13	44	.295	8	28	.286	10	12	.833	5	11	16	19	17	1	11	8	0	44	7.3
Sutton-Brown	6	6	123	15	43	.349	0	---	12	21	.571	7	21	28	4	15	0	1	8	12	42	7.0	
Hoffman	4	0	42	5	12	.417	0	2	.000	0	0	---	3	6	9	1	3	0	0	2	1	10	2.5
Strother	3	0	15	3	7	.429	1	3	.333	0	0	---	0	3	3	2	1	0	1	0	0	7	2.3
White	5	1	82	4	15	.267	1	6	.167	0	0	---	2	7	9	10	10	0	5	9	2	9	1.8
Sharp	6	0	46	1	10	.100	0	3	.000	5	6	.833	2	3	5	3	1	0	1	2	0	7	1.2
Bales	4	0	17	0	4	.000	0	---	0	0	0	---	0	2	2	1	2	0	0	1	0	0	0.0
TEAM	6	6	1300	161	421	.382	43	120	.358	97	125	.776	56	168	224	94	112	1	49	78	21	462	77.0
OPPONENTS	6	6	1300	181	435	.416	37	102	.363	64	93	.688	67	184	251	108	128	0	29	90	26	463	77.2

2007 DAY-BY-DAY RESULTS

MAY			AUGUST				
19	MINNESOTA	W	83-64	4	at Connecticut	L	59-84
24	LOS ANGELES	W	83-70	5	SACRAMENTO	W	63-55
29	at Minnesota	W	89-75	7	at Chicago	W	75-70
JUNE				11	Detroit	L	69-74
3	WASHINGTON	W	70-66	15	CONNECTICUT	L	74-77
5	at New York	L	67-78	17	at San Antonio	W	59-55
6	HOUSTON	W	84-59	19	DETROIT	W	72-66
8	at Washington	W	74-69	<i>Eastern Conference Semifinals</i>			
10	NEW YORK	W	80-61	23	at Connecticut	L	88-93
13	SEATTLE	W	90-62	25	CONNECTICUT	W	78-59
15	PHOENIX	L	78-89	27	CONNECTICUT	W	93-88
16	at Detroit	W	77-67	<i>Eastern Conference Finals</i>			
22	CONNECTICUT	L	74-78	31	DETROIT	W	75-65
24	at New York	W	74-63	SEPTEMBER			
29	at Connecticut	L	67-72	2	at Detroit	L	63-77
JULY				3	at Detroit	L	65-81
1	at Washington	W	69-62				
5	at Los Angeles	W	57-56				
8	CHICAGO	W	86-70				
10	at Houston	W	79-77				
12	NEW YORK	W	79-63				
18	CHICAGO	W	75-74				
20	DETROIT	L	80-89				
21	at Chicago	L	65-68				
24	SAN ANTONIO	L	63-71				OT
26	at Sacramento	L	50-60				
27	at Seattle	L	75-89				
29	at Phoenix	L	75-80				
31	WASHINGTON	W	66-57				

Until an 11-game streak in 2009, the longest win streak in Fever history, six games, occurred between July 1 and July 18, 2007.

2006 RECAP

2006 FINAL STATISTICS

REGULAR SEASON (21-13)

PLAYER	G	GS	FIELD GOALS			3-POINT FG			FREE THROWS			REBOUNDS			AST	PF	DQ	STL	TO	BLK	PTS	AVG	
			FG	FGA	PCT	FG	FGA	PCT	FT	FTA	PCT	OFF	DEF	TOT									
Catchings	32	32	1071	162	398	407	32	107	.299	165	204	809	68	172	240	119	90	0	94	79	35	521	16.3
Whitmore	34	34	1057	199	435	457	15	38	.395	115	140	821	53	112	165	61	91	1	46	94	12	528	15.5
DeForge	34	34	1001	123	313	393	48	127	.378	54	66	818	40	106	146	76	58	0	39	55	9	348	10.2
White	34	0	745	113	304	372	19	88	.216	57	76	750	32	50	82	52	66	1	27	51	9	302	8.9
Bevilaqua	34	34	999	76	185	411	33	106	.311	38	53	717	10	67	77	79	72	0	71	54	1	223	6.6
Hoffman	34	33	851	82	208	394	0	8	.000	54	70	771	73	120	193	46	104	1	37	73	16	218	6.4
Frohlich	20	0	169	26	68	382	8	22	.364	6	8	750	14	21	35	9	27	0	5	13	0	66	3.3
Atkinson	33	1	417	38	87	437	5	17	.294	18	39	462	25	51	76	22	31	0	18	34	5	99	3.0
Scott	21	0	159	23	53	434	0	1	.000	4	8	500	8	25	33	7	29	0	7	15	2	50	2.4
Terry	10	0	53	11	19	579	0	0	.000	1	5	200	4	10	14	0	14	0	0	8	3	23	2.3
Smith	18	2	173	12	39	308	8	22	.364	3	4	750	9	15	24	7	21	0	3	13	1	35	1.9
Sharp	23	0	155	8	35	229	3	15	.200	3	3	000	3	6	9	23	3	0	7	8	0	22	1.0
FEVER	34		6850	873	2144	407	171	551	.310	518	676	766	339	755	1094	501	606	3	354	528	93	2435	71.6
OPPONENTS	34		6850	883	2043	432	137	444	.309	413	559	739	288	773	1061	507	685	8	259	617	105	2316	68.1

PLAYOFFS (0-2)

PLAYER	G	GS	MIN	FIELD GOALS			3-POINT FG			FREE THROWS			REBOUNDS			AST	PF	DQ	STL	TO	BLK	PTS	AVG
				FG	FGA	PCT	FG	FGA	PCT	FT	FTA	PCT	OFF	DEF	TOT								
Whitmore	2	2	68	19	40	475	2	7	.286	13	13	1,000	4	9	13	2	9	1	1	10	0	53	26.5
Catchings	2	2	62	10	31	323	4	8	.500	4	6	667	2	10	12	7	8	0	2	6	1	28	14.0
DeForge	2	2	65	5	15	333	2	8	.250	0	0	000	4	3	7	3	7	0	1	0	0	12	6.0
Hoffman	2	2	52	6	9	667	0	0	.000	0	5	000	2	4	6	1	10	1	3	3	4	12	6.0
Scott	2	0	26	5	9	556	0	1	.000	0	0	000	3	2	5	0	5	0	1	3	0	10	5.0
Bevilaqua	2	2	62	2	10	200	1	3	.333	4	6	667	0	6	6	2	7	0	1	0	0	9	4.5
White	2	0	34	4	10	400	1	4	.250	0	1	000	0	3	3	2	6	0	0	4	0	9	4.5
Atkinson	2	0	30	2	9	222	0	0	.000	2	4	500	10	7	17	3	2	0	1	2	2	6	3.0
Smith	1	0	1	0	0	000	0	0	.000	0	0	000	0	0	0	0	0	0	0	0	0	0	0.0
FEVER	2		400	53	133	398	10	31	.323	23	35	657	25	44	69	20	54	2	10	32	7	139	69.5
OPPONENTS	2		400	61	132	462	6	18	.333	38	56	679	26	50	76	37	45	0	10	25	7	166	83.0

2006 DAY-BY-DAY RESULTS

MAY

20		DETROIT	W	67-60
23	at	San Antonio	W	62-53
26	at	Chicago	W	75-60
30		NEW YORK	W	91-70
31	at	Houston	L	60-73

JUNE

2	at	Minnesota	L	87-92
7		WASHINGTON	W	83-70
9	at	Charlotte	L	59-70
11		SEATTLE	W	69-62
13	at	New York	W	80-78
16	at	Detroit	L	63-71
18		CHARLOTTE	W	92-85
21		CHICAGO	W	77-55
23	at	Phoenix	W	83-73
25	at	Sacramento	L	61-82
27	at	Washington	W	74-67
29		DETROIT	W	66-56

JULY

1		CONNECTICUT	L	66-76
7	at	Los Angeles	L	60-72
9		Seattle	W	74-62
15	at	Charlotte	L	65-75
16		HOUSTON	W	60-56
18		PHOENIX	W	71-65
22		LOS ANGELES	L	68-73
25		SACRAMENTO	W	75-60
29		WASHINGTON	L	67-74
30	at	Chicago	W	69-64

AUGUST

1	at	Detroit	L	66-70
3		MINNESOTA	W	69-59
5		SAN ANTONIO	W	76-70
8	at	New York	W	77-44
9		CONNECTICUT	L	63-71
11	at	Connecticut	W	87-68
13		CHICAGO	L	73-80
<i>Eastern Conference Semifinals</i>				
17		DETROIT	L	56-68
19	at	Detroit	L	83-98

Tamika Whitmore had career numbers in rebounds, steals and assists in 2006, and was named a WNBA All-Star for the first time.

SEVEN CONSECUTIVE WNBA PLAYOFF APPEARANCES 2005 RECAP

2005 FINAL STATISTICS REGULAR SEASON (21-13)

PLAYER	G	GS	FIELD GOALS			3-POINT FG			FREE THROWS			REBOUNDS			PF	DQ	STL	TO	BLK	PTS	AVG		
			MIN	FG	FGA	PCT	FG	FGA	PCT	FT	FTA	PCT	OFF	DEF								TOT	AST
Catchings	34	34	1174	157	410	.383	35	123	285	152	193	.788	69	195	264	143	96	1	90	91	16	501	14.7
Miller	34	34	1057	122	278	.439	37	114	325	67	79	.848	26	60	86	81	81	1	40	53	2	348	10.2
Williams	34	34	804	103	248	.415	0	0	---	45	67	.672	74	112	186	31	105	3	35	56	12	251	7.4
White	34	3	693	85	254	.335	25	81	309	47	58	.810	21	32	53	53	62	1	30	70	7	242	7.1
Bevilaqua	31	31	873	63	162	.389	44	116	379	24	44	.545	12	51	63	80	69	0	60	51	0	194	6.3
Streimikyte	34	20	686	82	178	.463	3	6	500	19	27	.704	37	64	101	32	75	0	29	36	11	186	5.5
Jackson	34	0	472	56	139	.401	0	3	000	50	68	.735	37	40	77	23	55	0	17	32	12	162	4.8
Schumacher	34	14	516	58	138	.420	2	11	182	17	21	.810	26	42	68	14	59	0	10	33	24	135	4.0
Hoffman	33	0	497	47	116	.405	1	2	500	25	30	.833	34	63	97	16	59	0	21	23	10	120	3.6
Paige	13	0	78	6	22	.273	1	5	200	3	4	.750	2	7	9	13	1	0	2	6	0	16	1.2
Brown	6	0	23	2	5	.400	2	5	400	0	0	---	0	2	2	3	1	0	1	3	0	6	1.0
Benningfield	10	0	52	3	8	.375	0	2	000	3	4	.750	3	3	6	4	5	0	1	4	1	9	0.9
TEAM	34		6925	784	1958	.400	150	468	321	452	595	.760	341	671	1012	493	668	6	336	477	95	2170	63.8
OPPONENT	34		6925	775	1798	.431	123	367	.335	460	642	.717	279	711	990	435	644	2	234	558	113	2133	62.7

PLAYOFFS (2-2)

PLAYER	G	GS	FIELD GOALS			3-POINT FG			FREE THROWS			REBOUNDS			PF	DQ	STL	TO	BKS	PTS	AVG		
			MIN	FG	FGA	PCT	FG	FGA	PCT	FT	FTA	PCT	OR	DR								TOT	AST
Catchings	4	4	146	21	59	.356	5	12	417	22	28	.786	13	24	37	9	8	1	1	11	13	69	17.3
Williams	4	4	134	17	40	.425	0	1	000	13	16	.813	13	17	30	6	5	0	2	1	14	47	11.8
Miller	4	4	155	12	39	.308	9	17	529	7	10	.700	0	7	7	10	5	0	0	5	13	40	10.0
Jackson	4	0	84	10	23	.435	1	1	000	14	17	.824	4	10	14	2	2	1	2	1	17	35	8.8
Bevilaqua	4	4	152	8	25	.320	6	14	429	5	7	.714	1	8	9	11	7	0	1	10	12	27	6.8
Schumacher	4	0	42	9	19	.474	0	0	000	2	2	1.000	7	1	8	2	2	0	4	0	6	20	5.0
Streimikyte	4	4	96	6	23	.261	0	0	000	6	6	1.000	10	8	18	5	5	0	1	6	11	18	4.5
White	4	0	16	0	8	.000	0	1	000	0	0	.000	2	0	2	1	0	0	0	0	1	0	0.0
TEAM	4		825	83	236	.352	21	46	.457	69	86	.802	50	75	125	46	34	2	11	36	87	256	64.0
OPPONENT	4		825	81	194	.418	16	46	.348	73	93	.785	25	85	110	48	17	1	12	50	79	251	62.8

2005 DAY-BY-DAY RESULTS

MAY				AUGUST					
22		CHARLOTTE	W	68-58	4		SEATTLE	W	78-68
24		PHOENIX	W	83-76	6		CONNECTICUT	L	65-74
26	at	New York	W	67-59	7	at	Washington	L	60-61
29	at	Houston	L	78-86	11		San Antonio	W	57-50
JUNE				13	at	Los Angeles	L	59-69	
1		SACRAMENTO	W	61-60	14		Phoenix	W	62-56
4	at	Seattle	L	77-83	15		WASHINGTON	W	67-57
7	at	Sacramento	L	51-65	20		CHARLOTTE	W	62-53
10		NEW YORK	W	62-59	23	at	Connecticut	W	69-63
15		DETROIT	W	84-79	25	at	Detroit	L	40-55
16	at	Charlotte	W	60-57	27		NEW YORK	W	75-50
18	at	Washington	L	78-88	<i>Eastern Conference Semifinals</i>				
24		MINNESOTA	W	57-55	30	at	New York	W	63-51
28		LOS ANGELES	L	58-61	SEPTEMBER				
JULY				1		NEW YORK	W	58-50	
7		HOUSTON	L	63-65	<i>Eastern Conference Finals</i>				
13		CONNECTICUT	W	64-53	8		CONNECTICUT	L	68-73
15		DETROIT	W	62-57	10	at	Connecticut	L	67-77
17	at	Detroit	W	59-58					
19	at	Minnesota	L	45-66					
21		SAN ANTONIO	W	66-53					
23	at	Charlotte	W	63-46					
26	at	Connecticut	L	55-68					
29		WASHINGTON	W	62-58					
31	at	New York	L	53-67					

The Fever defense led the WNBA in 2005 by allowing just 62.7 points per game.

2004 RECAP

2004 FINAL STATISTICS

REGULAR SEASON (15-19)

PLAYER	G	GS	FIELD GOALS			3-POINT FG			FREE THROWS			REBOUNDS			STL	TO	BLK	PTS	AVG				
			FG	FGA	PCT	FG	FGA	PCT	FT	FTA	PCT	OFF	DEF	TOT						AST	PF	DQ	
Calichings	34	33	1149	180	468	.385	56	167	.335	152	178	.854	79	170	249	115	90	2	67	77	38	568	16.7
Williams	34	34	956	133	293	.454	0	4	.000	83	119	.697	93	142	235	62	122	3	40	65	23	349	10.3
Miller	34	34	1096	126	326	.387	46	112	.411	50	57	.877	28	80	108	106	81	3	37	74	5	348	10.2
Schumacher	32	7	601	92	196	.469	5	13	.385	35	45	.778	36	68	104	25	67	0	10	52	31	224	7.0
Jackson	34	32	804	92	251	.367	0	12	.000	52	73	.712	57	56	113	53	82	3	29	52	6	236	6.9
Rasmussen	33	4	692	56	135	.415	10	27	.370	30	38	.789	41	72	113	47	51	0	21	35	14	152	4.6
White	22	12	450	27	72	.375	13	39	.333	24	34	.706	8	20	28	52	30	0	24	30	5	91	4.1
Brown	26	0	398	37	108	.343	20	56	.357	10	16	.625	10	24	34	41	31	0	7	31	1	104	4.0
Ivey	15	1	179	11	37	.297	8	24	.333	4	6	.667	2	8	10	18	20	0	4	6	3	34	2.3
Hoffman	30	13	334	26	83	.313	5	17	.294	3	4	.750	34	53	87	21	51	1	15	27	5	60	2.0
Starbird	12	0	117	6	23	.261	3	10	.300	5	6	.833	6	3	9	11	7	0	6	9	0	20	1.7
Ndiaye-Diatta	10	0	74	5	19	.263	0	---	2	4	.500	2	9	11	4	7	0	1	8	3	12	1.2	
FEVER	34		6850	791	2011	.393	166	481	.345	450	580	.776	396	705	1101	555	639	12	261	486	134	2198	64.6
OPPONENTS	34		6850	804	1865	.431	121	352	.344	516	695	.742	281	688	969	514	603	1	268	466	162	2245	66.0

2004 DAY-BY-DAY RESULTS

MAY

21		NEW YORK	W	69-67
23		WASHINGTON	L	67-68
28	at	Charlotte	L	41-63

JUNE

1	at	San Antonio	W	79-60
5		CHARLOTTE	W	70-57
9		DETROIT	L	79-83
11	at	New York	W	72-68
12	at	Detroit	L	68-72
16		SACRAMENTO	W	63-50
19		NEW YORK	W	70-65
22		CONNECTICUT	L	58-63
25		LOS ANGELES	W	71-67
26	at	Charlotte	L	37-46
29	at	Detroit	W	69-68

JULY

1	at	Washington	L	64-69
3		PHOENIX	W	61-60
6	at	Connecticut	L	77-79
8		MINNESOTA	W	58-56
11		CONNECTICUT	L	61-65
14		HOUSTON	W	70-62
16		DETROIT	W	85-73
19	at	Los Angeles	L	51-82
22	at	Seattle	L	54-59
24	at	Phoenix	L	56-71
25	at	Sacramento	L	62-71
28		CHARLOTTE	L	53-63
31	at	Houston	L	54-62

AUGUST

[No games during break for Olympics]

SEPTEMBER

1	at	Washington	W	75-58
3	at	Minnesota	W	69-61
4		WASHINGTON	W	69-42
10		SAN ANTONIO	L	65-82
13		SEATTLE	L	70-76
16	at	New York	L	71-77
19	at	Connecticut	L	60-80

Seven straight road losses in 2004 (July 1 to July 31) is a franchise record.

SEVEN CONSECUTIVE WNBA PLAYOFF APPEARANCES
2003 RECAP

2003 FINAL STATISTICS
REGULAR SEASON (16-18)

PLAYER	G	GS	FIELD GOALS			3-POINT FG			FREE THROWS			REBOUNDS			PF	DQ	STL	TO	BLK	PTS	AVG		
			MIN	FG	FGA	PCT	FG	FGA	PCT	FT	FTA	PCT	OFF	DEF								TOT	AST
Catchings	34	34	1210	221	512	.432	74	191	387	155	.847	82	190	272	114	122	2	72	102	35	671	19.7	
Williams	34	34	1054	176	363	.485	0	1	.000	105	148	.709	109	146	255	46	138	2	43	70	21	457	13.4
White	28	10	577	60	173	.347	29	84	345	45	.48	.938	14	27	41	58	60	0	34	37	6	194	6.9
Rasmussen	33	25	814	94	200	.470	7	15	467	31	.39	.795	44	71	115	64	65	0	24	48	15	226	6.8
Brown	30	2	522	61	164	.372	36	100	360	28	.33	.848	11	30	41	31	30	0	21	36	4	186	6.2
Schumacher	34	1	480	81	169	.479	4	9	444	23	.27	.852	40	59	99	20	63	0	7	32	24	189	5.6
Ivey	27	21	651	45	116	.388	33	84	393	12	.17	.706	5	27	32	71	40	0	29	28	7	135	5.0
McCray	34	32	734	52	138	.377	7	32	219	20	.24	.833	18	33	51	49	67	1	37	44	2	131	3.9
Washington	20	10	348	19	67	.284	14	48	292	11	.13	.846	2	27	29	48	32	0	14	30	2	63	3.2
Pettis	31	0	148	15	52	.288	6	27	222	13	.17	.765	5	14	19	8	17	0	4	8	1	49	1.6
Aziz	7	0	44	4	14	.286	0	0	---	2	4	.500	2	7	9	1	5	0	0	3	4	10	1.4
Henning	23	1	290	11	42	.262	0	9	.000	2	8	.250	2	23	25	29	28	0	14	13	0	24	1.0
FEVER	34		6875	839	2011	.417	210	600	350	449	563	.798	334	654	988	539	668	5	299	474	121	2337	68.7
OPPONENTS	34		6875	837	1908	.439	157	421	373	490	638	.768	309	677	986	570	631	4	227	512	170	2321	68.3

2003 DAY-BY-DAY RESULTS

MAY

29	at	Charlotte	L	57-66
31		WASHINGTON	W	71-60

JUNE

7		NEW YORK	W	86-66
10	at	Seattle	L	51-78
12	at	Los Angeles	L	66-74
14	at	Sacramento	W	79-67
17		CHARLOTTE	W	71-60
20		CONNECTICUT	W	84-74
21	at	Minnesota	L	58-66
24	at	Detroit	L	60-68
26	at	Connecticut	W	94-90 2OT
28		SEATTLE	W	79-70
29	at	Cleveland	L	53-66

JULY

2		PHOENIX	W	79-68
6		DETROIT	W	85-54
8	at	Houston	L	56-60
10		NEW YORK	W	76-69
16		DETROIT	L	68-70
20	at	New York	L	65-73
23		SAN ANTONIO	W	81-47
24	at	Washington	W	80-75
26		MINNESOTA	L	65-70
29	at	Washington	W	92-91 OT

AUGUST

2	at	Detroit	L	58-72
3	at	Connecticut	L	55-66
7		HOUSTON	L	55-68
9		CLEVELAND	L	62-66
10	at	Cleveland	L	67-71
12		WASHINGTON	L	80-84
16		CHARLOTTE	W	69-63
20	at	Charlotte	L	50-80
22	at	New York	W	64-51
23		CLEVELAND	W	59-46
25		CONNECTICUT	L	62-72

Until a new single-game scoring mark vs. Phoenix in 2008, the club record for points was 94 in a 2OT win at Connecticut, 6/26/03.

2002 RECAP

2002 FINAL STATISTICS

REGULAR SEASON (16-16)

PLAYER	G	GS	FIELD GOALS					3-POINT FG			FREE THROWS			REBOUNDS				STL	TO	BLK	PTS	AVG	
			MIN	FG	FGA	PCT	FT	FTA	PCT	FT	FTA	PCT	OFF	DEF	TOT	AST	PF						DQ
Catchings	32	32	1167	184	439	.419	76	193	.394	150	184	.815	92	184	276	118	105	2	94	82	43	594	18.6
McCray	32	32	1058	132	318	.415	21	66	.318	84	103	.816	29	68	97	70	73	2	28	82	3	369	11.5
Scott	31	31	975	113	232	.487	0	4	.000	66	82	.805	80	131	211	52	127	2	38	69	13	292	9.4
Williams	20	1	484	39	135	.289	17	67	.254	25	34	.735	10	27	37	43	34	0	21	29	2	120	6.0
Thompson	18	2	314	39	109	.358	7	29	.241	12	17	.706	12	30	42	14	20	0	7	18	2	97	5.4
Malcolm	29	28	599	58	158	.367	12	41	.293	28	37	.757	22	39	61	21	42	0	13	34	3	156	5.4
Washington	11	8	325	26	70	.371	14	31	.452	14	20	.700	7	26	33	48	22	0	23	24	2	80	7.3
Pettis	32	0	375	38	107	.355	9	43	.209	28	39	.718	17	22	39	17	22	0	8	24	0	113	3.5
Schumacher	31	1	352	45	89	.506	0	1	.000	18	26	.692	18	41	59	13	49	0	7	21	23	108	3.5
Ivey	31	23	439	25	71	.352	19	50	.380	17	21	.810	6	22	28	39	31	0	16	22	3	86	2.8
Moore	18	2	128	16	38	.421	0	1	.000	10	14	.714	9	20	29	3	16	0	5	14	1	42	2.3
Maxwell	18	0	170	14	47	.298	5	17	.294	2	2	1.000	12	19	31	7	16	0	7	6	4	35	1.9
Klimesova	11	0	39	2	12	.167	0	0	---	1	1	1.000	1	4	5	2	2	0	1	2	1	5	0.5
FEVER	32		6425	731	1825	.401	180	543	.331	455	580	.784	315	633	948	447	559	6	268	438	100	2097	65.5
OPPONENTS	32		6425	804	1817	.442	162	464	.349	359	503	.714	288	644	932	507	647	9	226	470	145	2129	66.5

PLAYOFFS (1-2)

PLAYER	G	GS	MIN	FIELD GOALS			3-POINT FG			FREE THROWS			REBOUNDS				STL	TO	BLK	PTS	AVG		
				FG	FGA	PCT	FG	FGA	PCT	FT	FTA	PCT	OFF	DEF	TOT	AST						PF	DQ
Catchings	3	3	103	22	45	.489	8	21	.381	9	11	.818	12	20	32	7	7	0	4	11	1	61	20.3
Schumacher	3	0	52	13	20	.650	2	2	1.000	4	8	.500	6	3	9	3	6	0	0	2	2	32	10.7
Washington	3	3	110	9	27	.333	6	16	.375	1	1	1.000	1	5	6	14	10	0	3	6	0	25	8.3
McCray	3	3	99	10	27	.370	1	6	.167	3	5	.600	1	3	4	11	4	0	1	5	0	24	8.0
Scott	3	3	99	8	16	.500	0	0	---	5	5	1.000	7	17	24	5	11	0	1	14	1	21	7.0
Malcolm	3	3	69	7	13	.538	1	4	.250	2	3	.667	1	5	6	0	9	1	0	2	0	17	5.7
Pettis	3	0	43	5	15	.333	1	3	.333	5	7	.714	6	3	9	2	0	0	0	4	0	16	5.3
Thompson	1	0	2	1	1	1.000	0	0	---	0	0	---	0	0	0	0	0	0	0	0	0	2	2.0
Ivey	3	0	9	0	1	.000	0	1	.000	0	0	---	0	1	1	3	2	0	1	0	0	0	0.0
Maxwell	2	0	8	0	3	.000	0	1	.000	0	0	---	0	0	0	1	0	0	0	0	0	0	0.0
Moore	2	0	6	0	2	.000	0	0	---	0	0	---	0	1	1	0	3	0	1	0	0	0	0.0
FEVER	3		600	75	170	.441	19	54	.352	29	40	.725	34	58	92	46	52	1	11	46	4	198	66.0
OPPONENTS	3		600	86	170	.506	12	34	.353	30	42	.714	22	55	77	59	49	0	21	33	3	214	71.3

2002 DAY-BY-DAY RESULTS

JUNE

1		DETROIT	W	79-62
2	at	Detroit	W	78-65
5		HOUSTON	L	45-56
7	at	Washington	L	68-89
8		NEW YORK	W	71-62
11	at	Orlando	W	75-69
13	at	Charlotte	L	64-75
15		CLEVELAND	L	68-79
18	at	Utah	L	71-79
20	at	Portland	W	81-72
21	at	Seattle	L	51-63
25	at	New York	L	55-74
28		SACRAMENTO	W	67-60
30	at	Miami	L	59-65

JULY

3	at	Orlando	L	71-79	OT
6		WASHINGTON	W	50-45	
8		CLEVELAND	W	68-57	
10		UTAH	L	69-82	
12		MIAMI	L	62-68	
17		LOS ANGELES	L	58-73	
19		NEW YORK	L	62-70	
22		CHARLOTTE	W	73-72	
26		MINNESOTA	W	73-63	
28	at	Los Angeles	L	62-80	
30	at	Sacramento	L	65-74	
31	at	Phoenix	W	58-56	

AUGUST

3		CHARLOTTE	W	69-48
6	at	Washington	W	64-55
7		ORLANDO	W	70-63
9	at	Detroit	L	54-55
11		MIAMI	W	77-63
13	at	Cleveland	W	60-56
<i>Eastern Conference Semifinals</i>				
16		NEW YORK	W	73-55
18	at	New York	L	65-84
20	at	New York	L	60-75

The Fever's first playoff appearance was clinched by a 60-56 win on the final day of the season, at Cleveland, in 2002.

SEVEN CONSECUTIVE WNBA PLAYOFF APPEARANCES
2001 RECAP

2001 FINAL STATISTICS
REGULAR SEASON (10-22)

PLAYER	G	GS	FIELD GOALS			3-POINT FG			FREE THROWS			REBOUNDS			PF	DQ	STL	TO	BLK	PTS	AVG		
			MIN	FG	FGA	PCT	FG	FGA	PCT	FT	FTA	PCT	OFF	DEF								TOT	AST
Williams	32	29	1042	115	293	.392	41	109	.376	109	130	.838	25	79	104	114	71	0	72	100	11	380	11.9
Streimikyte	27	26	707	99	207	.472	0	9	.000	48	57	.842	45	94	139	52	81	2	37	52	19	246	9.1
Scott	32	30	775	99	217	.456	0	2	.000	82	111	.739	52	109	161	40	108	1	22	72	12	280	8.8
Thompson	22	7	381	76	174	.437	17	43	.395	17	23	.739	21	42	63	25	24	0	9	22	7	186	8.5
Malcolm	31	23	705	90	212	.425	23	56	.411	56	62	.871	31	60	91	26	75	2	13	48	3	257	8.3
Grubin	27	9	481	62	167	.371	17	58	.293	29	39	.744	18	31	49	33	30	0	7	34	0	170	6.3
White	30	0	504	52	137	.380	23	57	.404	42	55	.764	13	42	55	58	50	0	26	38	14	169	5.6
Brazier	23	0	341	50	115	.435	0	1	.000	27	35	.771	21	56	77	7	27	0	9	20	13	127	5.5
Schumacher	28	5	380	46	93	.495	3	5	.600	17	20	.850	23	47	70	10	41	0	5	21	29	112	4.0
Hall	13	0	123	14	34	.412	0	3	.000	8	14	.571	5	11	16	4	11	0	4	7	0	36	2.8
Ivey	32	26	708	38	102	.373	25	70	.357	14	15	.933	16	39	55	70	51	0	33	35	5	115	3.6
Maxwell	15	3	238	16	53	.302	7	31	.226	8	12	.667	12	26	38	14	19	0	5	22	3	47	3.1
FEVER	32		6475	762	1822	.418	157	446	.352	472	591	.799	286	649	935	458	600	5	242	491	118	2153	67.3
OPPONENTS	32		6475	853	1899	.449	131	367	.357	412	583	.707	306	660	966	585	616	6	256	466	140	2249	70.3

2001 DAY-BY-DAY RESULTS

MAY

31 HOUSTON L 78-82

JUNE

2 at New York L 58-75
 4 SEATTLE L 71-74 OT
 5 at Miami L 61-63
 9 at Cleveland L 76-86
 12 at Minnesota W 65-60
 16 MINNESOTA W 67-65
 18 ORLANDO L 65-72
 22 DETROIT W 77-56
 23 at Detroit W 74-70
 27 PORTLAND L 65-68
 29 CHARLOTTE L 67-75

JULY

1 PHOENIX W 86-78 OT
 6 at Houston L 64-79
 8 NEW YORK L 56-58
 9 at New York L 65-72
 11 CLEVELAND L 58-76
 13 ORLANDO W 74-60
 14 at Charlotte L 58-71
 18 UTAH L 57-61
 20 WASHINGTON W 73-65
 22 at Washington L 61-69
 24 at Charlotte L 66-75
 27 at Cleveland W 67-63
 28 MIAMI L 63-69

AUGUST

1 WASHINGTON W 70-64
 3 at Sacramento L 69-81
 4 at Utah L 54-65
 6 at Los Angeles L 66-81
 10 at Miami L 67-72 OT
 12 DETROIT W 83-66
 14 at Orlando L 72-78

Indiana scored 18 points in OT to record the first overtime win in franchise history on July 1, 2001, against Phoenix, 86-78.

2012 INDIANA FEVER MEDIA GUIDE

2000 RECAP

2000 FINAL STATISTICS

REGULAR SEASON (9-23)

PLAYER	G	GS	FIELD GOALS			3-POINT FG			FREE THROWS			REBOUNDS			AST	PF	DQ	STL	TO	BLK	PTS	AVG	
			FG	FGA	PCT	FG	FGA	PCT	FT	FTA	PCT	OFF	DEF	TOT									
Walters	31	30	793	148	264	561	0	0	---	74	100	740	46	118	164	39	99	2	12	73	49	370	11.9
Williams	32	29	1014	112	274	409	49	131	.374	79	108	731	22	73	95	101	69	1	76	69	3	352	11.0
Maxwell	32	32	1029	110	285	386	62	156	.397	50	58	862	40	120	160	63	92	0	49	64	16	332	10.4
Thompson	31	26	792	131	255	514	18	40	.450	30	42	714	48	109	157	41	85	4	24	53	4	310	10.0
Grubin	29	20	720	90	239	377	28	91	.308	31	40	775	20	56	76	63	47	0	31	60	0	239	8.2
White	32	12	635	66	166	398	27	70	.386	71	86	826	14	46	60	57	49	0	31	47	6	230	7.2
McCulley	29	2	456	63	153	412	3	17	.176	46	63	730	45	37	82	19	63	1	16	37	22	175	6.0
Streimikyte	27	6	424	46	117	393	2	6	.333	27	35	771	25	46	71	44	67	1	16	32	23	121	4.5
Tremliere	25	3	318	18	51	353	4	9	.444	10	16	625	6	25	31	51	30	0	10	30	1	50	2.0
Gaither	6	0	24	3	8	375	0	0	---	0	0	---	1	2	3	1	2	0	0	1	1	6	1.0
Quinney	17	0	118	6	14	429	0	0	---	3	5	600	11	5	16	15	12	0	4	10	0	15	0.9
Gilmore	4	0	21	1	5	200	0	1	.000	0	0	---	3	2	5	2	6	0	0	4	0	2	0.5
FEVER	32		6425	796	1838	433	193	521	.370	428	569	752	285	647	932	501	642	9	271	518	126	2213	69.2
OPPONENTS	32		6425	839	1868	449	109	358	.304	503	669	752	321	633	954	528	612	5	267	476	75	2290	71.6

2000 DAY-BY-DAY RESULTS

JUNE

1	at	Miami	W	57-54
3		ORLANDO	L	82-88
5		MIAMI	W	80-59
9	at	Detroit	L	76-80
10		NEW YORK	L	62-70
12		CLEVELAND	L	70-83
17	at	Orlando	W	79-54
18	at	Detroit	L	74-111
21		SACRAMENTO	L	58-70
23		NEW YORK	L	60-69
24	at	Houston	L	67-93
28		LOS ANGELES	L	73-82
30	at	New York	L	70-72

JULY

1		MIAMI	L	52-54
3		PORTLAND	L	64-68
6	at	Orlando	L	60-72
8		PHOENIX	L	65-66
12	at	Washington	W	81-58
14		SEATTLE	W	64-45
15	at	Cleveland	L	55-79
20	at	Washington	L	74-85
22		CHARLOTTE	W	80-59
24	at	Charlotte	L	78-82
26	at	Phoenix	L	65-79
28	at	Portland	W	73-58
29	at	Utah	L	71-79

OT

AUGUST

1	at	Seattle	L	60-66
3		WASHINGTON	L	71-75
4		CLEVELAND	W	87-75
6	at	Minnesota	L	75-80
7		DETROIT	L	63-74
9		CHARLOTTE	W	67-51

In a game pitting two expansion teams on Lifetime Television, Indiana defeated the Miami Sol in the first game for both franchises.

SEVEN CONSECUTIVE WNBA PLAYOFF APPEARANCES
ALL-TIME ROSTER

La'Tangela Atkinson #22

Height: 6-2 Weight: 168 Birthdate: March 22, 1984 College: North Carolina '06
 Drafted: April 5, 2006, First round (9th overall), 2006 WNBA Draft
 Traded: March 23, 2007, to Sacramento, in exchange for a 2008 second-round draft pick

YEAR	G-GS	MIN	FG-A	PCT	3FG-A	PCT	FT-A	PCT	OR	DR	TR	AVG	AST	PF-DQ	ST	TO	BLK	PTS	AVG
2006 IND	33-1	417	38-87	.437	5-17	.294	18-39	.462	25	51	76	2.3	22	31-0	18	34	5	99	3.0
PLAYOFF STATISTICS																			
2006 IND	2-0	30	2-9	.222	0-0	.000	2-4	.500	10	7	17	8.5	3	2-0	1	2	2	6	3.0

Leigh Aziz #2

Height: 6-3 Weight: 177 Birthdate: February 28, 1979 College: Syracuse '01
 Acquired: May 1, 2003, signed as free agent
 Waived: May 19, 2004

YEAR	G-GS	MIN	FG-A	PCT	3FG-A	PCT	FT-A	PCT	OR	DR	TR	AVG	AST	PF-DQ	ST	TO	BLK	PTS	AVG
2003 IND	7-0	44	4-14	.286	0-0	.000	2-4	.500	2	7	9	1.3	1	5-0	0	3	4	10	1.4

Sherill Baker #5

Height: 5-8 Weight: 125 Birthdate: December 3, 1982 College: Georgia '06
 Acquired: May 22, 2008, signed as free agent
 Waived: May 21, 2009

YEAR	G-GS	MIN	FG-A	PCT	3FG-A	PCT	FT-A	PCT	OR	DR	TR	AVG	AST	PF-DQ	ST	TO	BLK	PTS	AVG
2008 IND	13-0	110	12-37	.324	0-1	.000	25-34	.735	7	15	22	1.7	15	15-0	9	11	1	49	3.8
PLAYOFF STATISTICS																			
2008 IND	DID NOT PLAY																		

Alison Bales #43

Height: 6-7 Weight: 218 Birthdate: April 4, 1985 College: Duke '07
 Drafted: April 4, 2007, First round (9th overall), 2007 WNBA Draft
 Traded: July 4, 2008, to Atlanta, in exchange for Kristen Mann

YEAR	G-GS	MIN	FG-A	PCT	3FG-A	PCT	FT-A	PCT	OR	DR	TR	AVG	AST	PF-DQ	ST	TO	BLK	PTS	AVG
2007 IND	17-0	169	24-42	.571	0-0	.000	7-8	.875	12	33	45	2.6	2	14-0	4	7	13	55	3.2
2008 IND	14-0	126	14-36	.389	2-5	.400	7-9	.778	7	15	22	1.6	2	18-0	5	3	14	37	2.6
2 YEARS	31-0	295	38-78	.487	2-5	.400	14-17	.823	19	48	67	2.2	4	32-0	9	10	27	92	3.0
PLAYOFF STATISTICS																			
2007 IND	4-0	17	0-4	.000	0-0	.000	0-0	.000	0	2	2	0.5	1	2-0	0	1	0	0	0.0

Jenni Benningfield #42

Height: 6-3 Weight: 185 Birthdate: October 6, 1981 College: Vanderbilt '04
 Acquired: August 24, 2004, signed as free agent
 Waived: May 8, 2006

YEAR	G-GS	MIN	FG-A	PCT	3FG-A	PCT	FT-A	PCT	OR	DR	TR	AVG	AST	PF-DQ	ST	TO	BLK	PTS	AVG
2005 IND	10-0	52	3-8	.375	0-2	.000	3-4	.750	3	3	6	0.6	4	5-0	1	4	1	9	0.9

Tully Bevilaqua #41

Height: 5-7 Weight: 145 Birthdate: July 19, 1972 College: Did Not Attend
 Acquired: February 23, 2005, signed as free agent

YEAR	G-GS	MIN	FG-A	PCT	3FG-A	PCT	FT-A	PCT	OR	DR	TR	AVG	AST	PF-DQ	ST	TO	BLK	PTS	AVG
2005 IND	31-31	873	63-162	.389	44-116	.379	24-44	.545	12	51	63	2.0	80	69-0	60	51	0	194	6.3
2006 IND	34-34	1007	76-185	.411	33-106	.311	38-53	.717	10	67	77	2.3	79	72-0	71	54	1	223	6.6
2007 IND	34-34	901	66-150	.440	33-89	.371	15-22	.682	15	60	75	2.2	92	88-0	56	53	2	180	5.3
2008 IND	30-30	876	64-158	.405	30-89	.337	17-28	.607	12	56	68	2.3	65	73-0	59	35	4	175	5.8
2009 IND	34-32	861	68-181	.376	37-107	.346	36-54	.667	12	67	79	2.3	97	76-0	62	48	8	209	6.1
2010 IND	34-27	659	46-120	.383	26-77	.338	14-24	.583	18	55	73	2.1	54	64-0	48	40	4	132	3.9
6 YEARS	197-188	5177	383-956	.401	203-584	.348	144-225	.640	79	356	435	2.2	467	442-0	356	281	19	1113	5.6
Playoff Statistics																			
2005 IND	4-4	152	8-25	.320	6-14	.429	5-7	.714	1	8	9	2.3	11	12-0	7	10	1	27	6.8
2006 IND	2-2	62	2-10	.200	1-3	.333	4-6	.667	0	6	6	3.0	2	7-0	1	0	0	9	4.5
2007 IND	6-6	215	13-44	.295	8-28	.286	10-12	.833	5	11	16	2.7	19	17-1	11	8	0	44	7.3
2008 IND	3-3	94	7-24	.292	5-18	.278	1-1	1.000	4	3	7	2.3	7	8-0	3	1	0	20	6.7
2009 IND	10-10	224	18-53	.340	10-32	.313	7-10	.700	5	18	23	2.3	20	25-0	12	11	1	53	5.3
2010 IND	3-3	66	6-14	.429	4-9	.444	0-0	.000	0	2	2	0.7	4	5-0	2	5	0	16	5.3
6 YEARS	28-28	813	54-170	.318	34-104	.327	27-36	.750	15	48	63	2.3	63	74-1	36	35	2	169	6.0

Shannon Bobbitt #0

Height: 5-2 Weight: 130 Birthdate: December 6, 1985 College: Tennessee '08
 Acquired: February 14, 2010, signed as free agent

YEAR	G-GS	MIN	FG-A	PCT	3FG-A	PCT	FT-A	PCT	OR	DR	TR	AVG	AST	PF-DQ	ST	TO	BLK	PTS	AVG
2011 IND	31-3	439	41-115	.357	17-44	.386	23-30	.767	12	29	41	1.3	54	33-0	30	37	0	122	3.9
PLAYOFF STATISTICS																			
2011 IND	6-0	69	3-16	.188	0-5	.000	1-2	.500	0	4	4	0.7	12	8-0	3	6	1	7	1.2

In six Fever seasons, Tully Bevilaqua started 188 of the 197 games in which she played, and made six trips to the playoffs.

2012 INDIANA FEVER MEDIA GUIDE

ALL-TIME ROSTER

LaToya Bond

#10

Height: 5-7 Weight: 132 Birthdate: February 13, 1984 College: Missouri '06
 Acquired: February 23, 2008, signed as free agent

YEAR	G-GS	MIN	FG-A	PCT	3FG-A	PCT	FT-A	PCT	OR	DR	TR	AVG	AST	PF-DQ	ST	TO	BLK	PTS	AVG
2008 IND	32-1	325	26-90	.289	9-42	.214	13-16	.813	7	24	31	1.0	27	56-0	15	33	4	74	2.3
PLAYOFF STATISTICS																			
2008 IND	DID NOT PLAY																		

Angie Brazier

#45

Height: 6-2 Weight: 169 Birthdate: September 18, 1976 College: Texas Tech '99
 Acquired: May 15, 2001, off waivers from Charlotte
 Traded: December 5, 2001, to Washington, with a 2002 first-round draft pick, in exchange for Nikki McCray and a 2002 third-round draft pick

YEAR	G-GS	MIN	FG-A	PCT	3FG-A	PCT	FT-A	PCT	OR	DR	TR	AVG	AST	PF-DQ	ST	TO	BLK	PTS	AVG
2001 IND	23-0	341	50-115	.435	0-1	.000	27-35	.771	21	56	77	3.3	7	27-0	9	20	13	127	5.5

Coretta Brown

#14

Height: 5-9 Weight: 146 Birthdate: October 21, 1980 College: North Carolina '03
 Acquired: May 1, 2003, from San Antonio, with Natalie Williams, in exchange for Sylvia Crawley and Gwen Jackson
 Waived: May 11, 2006

YEAR	G-GS	MIN	FG-A	PCT	3FG-A	PCT	FT-A	PCT	OR	DR	TR	AVG	AST	PF-DQ	ST	TO	BLK	PTS	AVG
2003 IND	30-2	522	61-164	.372	36-100	.360	28-33	.848	11	30	41	1.4	31	30-0	21	36	4	186	6.2
2004 IND	26-0	398	37-108	.343	20-56	.357	10-16	.625	10	24	34	1.3	41	31-0	7	31	1	104	4.0
2005 IND	6-0	23	2-5	.400	2-5	.400	0-0	.000	0	2	2	0.3	3	1-0	1	3	0	6	1.0
3 YEARS	62-2	943	100-277	.361	58-161	.360	38-49	.776	21	56	77	1.3	75	63-0	29	70	5	296	4.9

Tamika Catchings

#24

Height: 6-1 Weight: 167 Birthdate: July 21, 1979 College: Tennessee '01
 Drafted: April 20, 2001, First round (3rd overall), 2001 WNBA Draft

YEAR	G-GS	MIN	FG-A	PCT	3FG-A	PCT	FT-A	PCT	OR	DR	TR	AVG	AST	PF-DQ	ST	TO	BLK	PTS	AVG
2001 IND	DID NOT PLAY, INJURED LIST																		
2002 IND	32-32	1167	184-439	.419	76-193	.394	150-184	.815	92	184	276	8.6	118	105-2	94	82	43	594	18.6
2003 IND	34-34	1210	221-512	.432	74-191	.387	155-183	.847	82	190	272	8.0	114	122-2	72	102	35	671	19.7
2004 IND	34-33	1149	180-468	.385	56-167	.335	152-178	.854	79	170	249	7.3	115	90-2	67	77	38	568	16.7
2005 IND	34-34	1174	157-410	.383	35-123	.285	152-193	.788	69	195	264	7.8	143	96-1	90	91	16	501	14.7
2006 IND	32-32	1071	162-398	.407	32-107	.299	165-204	.809	68	172	240	7.5	119	90-0	94	79	35	521	16.3
2007 IND	21-21	678	108-259	.417	23-74	.311	109-133	.820	54	135	189	9.0	98	64-0	66	62	22	348	16.6
2008 IND	25-17	694	101-258	.391	38-88	.432	92-115	.800	48	109	157	6.3	83	74-1	49	61	11	332	13.3
2009 IND	34-34	1083	157-407	.386	40-122	.328	158-181	.873	86	159	245	7.2	107	92-0	99	88	18	512	15.1
2010 IND	34-34	1068	207-428	.484	47-105	.448	157-185	.849	57	185	242	7.1	135	93-3	77	93	30	618	18.2
2011 IND	33-33	1040	168-384	.438	32-92	.348	143-162	.883	63	170	233	7.1	115	69-0	67	73	30	511	15.5
11 YRS	313-304	10335	1645-3963	.415	453-1262	.359	1433-1718	.834	698	1669	2367	7.6	1147	895-11	775	808	278	5176	16.5

PLAYOFF STATISTICS

2002 IND	3-3	103	22-45	.489	8-21	.381	9-11	.818	12	20	32	10.7	7	7-0	4	11	1	61	20.3
2005 IND	4-4	146	21-59	.356	5-12	.417	22-28	.786	13	24	37	9.3	9	13-1	8	11	1	69	17.3
2006 IND	2-2	62	10-31	.323	4-8	.500	4-6	.667	2	10	12	6.0	7	8-0	2	6	1	28	14.0
2007 IND	6-6	196	27-73	.370	5-19	.263	36-41	.878	12	54	66	11.0	19	15-0	13	10	3	95	15.8
2008 IND	3-3	113	15-34	.441	3-11	.273	28-30	.933	3	20	23	7.7	18	12-0	3	11	2	61	20.3
2009 IND	10-10	357	56-122	.459	9-36	.250	51-60	.850	24	80	104	10.4	54	34-1	33	34	14	172	17.2
2010 IND	3-3	107	19-46	.413	5-14	.357	13-16	.813	5	21	26	8.7	9	7-0	9	3	2	56	18.7
2011 IND	6-5	190	19-57	.333	4-15	.267	18-23	.783	19	31	50	8.3	14	17-0	13	15	3	60	10.0
8 YEARS	37-36	1274	189-467	.405	43-136	.316	181-215	.842	90	260	350	9.5	137	113-2	85	101	27	602	16.3

Joy Cheek

#21

Height: 6-1 Weight: 201 Birthdate: June 25, 1988 College: Duke '10
 Drafted: April 8, 2010, Third round (35th overall), 2010 WNBA Draft
 Waived: May 14, 2010
 Acquired: July 11, 2010, re-signed as free agent
 Waived: May 3, 2011

YEAR	G-GS	MIN	FG-A	PCT	3FG-A	PCT	FT-A	PCT	OR	DR	TR	AVG	AST	PF-DQ	ST	TO	BLK	PTS	AVG
2010 IND	7-0	34	5-12	.417	1-3	.333	4-4	1.000	0	3	3	0.4	1	7-0	0	5	0	15	2.1

PLAYOFF STATISTICS

2010 IND DID NOT PLAY

Exclusively with Indiana, Catchings ranks among WNBA career leaders in points, rebounds, assists, steals, blocks, FTs & 3-pt FGs.

SEVEN CONSECUTIVE WNBA PLAYOFF APPEARANCES
ALL-TIME ROSTER

Jessica Davenport #50

Height: 6-5 Weight: 215 Birthdate: June 24, 1985 College: Ohio State '07
Acquired: June 17, 2009, signed as free agent

YEAR	G-GS	MIN	FG-A	PCT	3FG-A	PCT	FT-A	PCT	OR	DR	TR	AVG	AST	PF-DQ	ST	TO	BLK	PTS	AVG
2009 IND	26-0	181	29-55	.527	0-0	.000	14-20	.700	15	25	40	1.5	6	38-0	7	21	14	72	2.8
2010 IND	33-0	469	96-168	.571	1-7	.143	50-69	.725	27	66	93	2.8	15	65-0	14	40	27	243	7.4
2011 IND	34-8	717	145-274	.529	0-3	.000	73-104	.702	50	113	163	4.8	17	77-1	27	55	45	363	10.7
3 YEARS	93-8	1367	270-497	.543	1-10	.100	137-193	.710	92	204	296	3.2	38	180-1	48	116	86	678	7.3
PLAYOFF STATISTICS																			
2009 IND	9-0	55	14-25	.560	0-0	.000	9-11	.818	1	10	11	1.2	3	9-0	2	3	8	37	4.1
2010 IND	3-0	46	9-17	.529	0-0	.000	3-3	1.000	6	10	16	5.3	0	5-0	2	4	4	21	7.0
2011 IND	6-0	99	20-36	.556	0-0	.000	6-7	.857	9	14	23	3.8	0	14-0	3	10	1	46	7.7
3 YEARS	18-0	200	43-78	.551	0-0	.000	18-21	.857	16	34	50	2.8	3	28-0	7	17	13	104	5.8

Anna DeForge #30

Height: 5-10 Weight: 160 Birthdate: April 14, 1976 College: Nebraska '98
Acquired: February 3, 2006, from Phoenix, in exchange for Kelly Miller

YEAR	G-GS	MIN	FG-A	PCT	3FG-A	PCT	FT-A	PCT	OR	DR	TR	AVG	AST	PF-DQ	ST	TO	BLK	PTS	AVG
2006 IND	34-34	1001	123-313	.393	48-127	.378	54-66	.818	40	106	146	4.3	76	58-0	39	55	9	348	10.2
2007 IND	34-34	795	112-268	.418	43-105	.410	29-32	.906	28	83	111	3.3	52	36-0	26	46	4	296	8.7
2 YEARS	68-68	1796	235-581	.404	91-232	.392	83-98	.847	68	192	257	3.8	128	94-0	65	101	15	644	9.5
PLAYOFF STATISTICS																			
2006 IND	2-2	65	5-15	.333	2-8	.250	0-0	.000	4	3	7	3.5	3	7-0	1	0	0	12	6.0
2007 IND	6-6	197	35-75	.467	11-28	.393	20-20	1.000	4	18	22	3.7	6	10-0	8	9	1	101	16.8
2 YEARS	8-8	262	40-90	.444	13-36	.361	20-20	1.000	8	21	29	3.6	9	17-0	9	9	1	113	14.1

Tamecka Dixon #21

Height: 5-9 Weight: 148 Birthdate: December 14, 1975 College: Kansas '96
Acquired: May 4, 2009, signed as free agent
Retired: February 18, 2010

YEAR	G-GS	MIN	FG-A	PCT	3FG-A	PCT	FT-A	PCT	OR	DR	TR	AVG	AST	PF-DQ	ST	TO	BLK	PTS	AVG
2009 IND	32-1	424	55-134	.410	4-10	.400	18-21	.857	10	41	51	1.6	37	45-0	12	27	3	132	4.1
PLAYOFF STATISTICS																			
2009 IND	10-0	62	9-26	.346	0-2	.000	3-5	.600	2	5	7	0.7	2	5-1	1	5	0	21	2.1

Katie Douglas #23

Height: 6-0 Weight: 165 Birthdate: May 7, 1979 College: Purdue '01
Acquired: February 19, 2008, from Connecticut, in exchange for Tamika Whitmore, a 2008 first-round draft pick (9th overall), and rights to Jessica Foley

YEAR	G-GS	MIN	FG-A	PCT	3FG-A	PCT	FT-A	PCT	OR	DR	TR	AVG	AST	PF-DQ	ST	TO	BLK	PTS	AVG
2008 IND	33-33	1134	170-458	.371	57-176	.324	119-149	.799	41	94	135	4.1	106	54-0	53	100	11	516	15.6
2009 IND	31-31	1003	188-459	.410	66-189	.349	105-122	.861	24	96	120	3.9	85	45-0	56	75	7	547	17.6
2010 IND	34-34	1014	170-379	.449	68-174	.391	59-71	.831	26	91	117	3.4	111	55-0	46	67	13	467	13.7
2011 IND	32-32	940	166-357	.465	66-150	.440	47-70	.671	31	95	126	3.9	91	48-0	41	65	8	445	13.9
4 YEARS	130-130	4091	694-1653	.420	257-689	.373	330-412	.801	122	376	498	3.8	393	202-0	196	307	39	1975	15.2
PLAYOFF STATISTICS																			
2008 IND	3-3	93	7-22	.318	1-8	.125	7-10	.700	1	6	7	2.3	7	7-0	4	10	2	22	7.3
2009 IND	10-10	361	51-141	.362	18-58	.310	35-43	.814	14	21	35	3.5	40	14-0	14	19	6	155	15.5
2010 IND	3-3	95	11-24	.458	3-9	.333	10-12	.833	3	6	9	3.0	10	8-0	4	3	1	35	11.7
2011 IND	6-6	201	40-94	.426	17-39	.436	21-25	.840	12	18	30	5.0	16	11-0	5	13	1	118	19.7
4 YEARS	22-22	750	109-281	.388	39-114	.342	73-90	.811	30	51	81	3.7	73	40-0	27	45	10	330	15.0

Shyra Ely #43

Height: 6-2 Weight: 182 Birthdate: August 9, 1983 College: Tennessee '05
Acquired: February 4, 2011, signed as free agent

YEAR	G-GS	MIN	FG-A	PCT	3FG-A	PCT	FT-A	PCT	OR	DR	TR	AVG	AST	PF-DQ	ST	TO	BLK	PTS	AVG
2011 IND	33-0	355	39-109	.358	5-24	.208	20-29	.690	19	54	73	2.2	9	46-0	6	25	6	103	3.1
PLAYOFF STATISTICS																			
2011 IND	3-0	13	3-7	.429	1-1	1.000	0-0	.000	1	0	1	0.3	1	0-0	2	1	0	7	2.3

Allison Feaster #21

Height: 5-11 Weight: 168 Birthdate: February 11, 1976 College: Harvard '98
Acquired: March 20, 2008, signed as free agent
Waived: April 20, 2009

YEAR	G-GS	MIN	FG-A	PCT	3FG-A	PCT	FT-A	PCT	OR	DR	TR	AVG	AST	PF-DQ	ST	TO	BLK	PTS	AVG
2008 IND	33-0	301	30-89	.337	23-75	.307	2-2	1.000	9	14	23	0.7	26	23-0	5	14	3	85	2.6
PLAYOFF STATISTICS																			
2008 IND	2-0	8	1-2	.500	1-2	.500	0-0	.000	0	0	0	0.0	0	0-0	0	1	0	3	1.5

Katie Douglas led Indiana in points per game during each of her first two seasons since returning to her hometown.

ALL-TIME ROSTER

Linda Fröhlich

#13

Height: 6-2 Weight: 178 Birthdate: June 23, 1979 College: UNLV '02
 Acquired: February 11, 2006, signed as free agent
 Waived: April 13, 2007

YEAR	G-GS	MIN	FG-A	PCT	3FG-A	PCT	FT-A	PCT	OR	DR	TR	AVG	AST	PF-DO	ST	TO	BLK	PTS	AVG
2006 IND	20-0	169	26-68	.382	8-22	.364	6-8	.750	14	21	35	1.8	9	27-0	5	13	0	66	3.3
PLAYOFF STATISTICS																			
2006 IND	DID NOT PLAY																		

Katryna Gaither

#27

Height: 6-3 Weight: 170 Birthdate: August 13, 1975 College: Notre Dame '97
 Acquired: July 11, 2000, off waivers from Utah
 Waived: May 27, 2001

YEAR	G-GS	MIN	FG-A	PCT	3FG-A	PCT	FT-A	PCT	OR	DR	TR	AVG	AST	PF-DO	ST	TO	BLK	PTS	AVG
2000 IND	6-0	24	3-8	.375	0-0	.000	0-0	.000	1	2	3	0.5	1	2-0	0	1	1	6	1.0

Usha Gilmore

#33

Height: 6-0 Weight: 157 Birthdate: August 24, 1978 College: Rutgers '00
 Drafted: April 25, 2000, Third round (42nd overall), 2000 WNBA Draft
 Waived: April 26, 2001

YEAR	G-GS	MIN	FG-A	PCT	3FG-A	PCT	FT-A	PCT	OR	DR	TR	AVG	AST	PF-DO	ST	TO	BLK	PTS	AVG
2000 IND	4-0	21	1-5	.200	0-1	.000	0-0	.000	3	2	5	1.3	2	6-0	0	4	0	2	0.5

Yolanda Griffith

#33

Height: 6-4 Weight: 175 Birthdate: March 1, 1970 College: Florida Atlantic '93
 Acquired: February 19, 2009, signed as free agent
 Retired: August 4, 2009

YEAR	G-GS	MIN	FG-A	PCT	3FG-A	PCT	FT-A	PCT	OR	DR	TR	AVG	AST	PF-DO	ST	TO	BLK	PTS	AVG
2009 IND	3-0	41	6-12	.500	0-0	.000	7-9	.778	4	3	7	2.3	0	6-0	0	3	2	19	6.3

Gordana Grubin

#10

Height: 5-7 Weight: 165 Birthdate: August 20, 1972 College: Did not attend
 Drafted: December 15, 1999, First round (1st overall), 2000 WNBA Expansion Draft
 Traded: March 4, 2002, to Phoenix, in exchange for Bridget Pettis and a 2002 first-round draft pick

YEAR	G-GS	MIN	FG-A	PCT	3FG-A	PCT	FT-A	PCT	OR	DR	TR	AVG	AST	PF-DO	ST	TO	BLK	PTS	AVG
2000 IND	29-20	720	90-239	.377	28-91	.308	31-40	.775	20	56	76	2.6	63	47-0	31	60	0	239	8.2
2001 IND	27-9	481	62-167	.371	17-58	.293	29-39	.744	18	31	49	1.8	33	30-0	7	34	0	170	6.3
2 YEARS	56-29	1201	152-406	.374	45-149	.302	60-79	.759	38	87	125	2.2	96	77-0	38	94	0	409	7.3

Vicki Hall

#44

Height: 6-1 Weight: 180 Birthdate: October 3, 1969 College: Texas '93
 Acquired: July 13, 2001, off waivers from Cleveland
 Waived: April 24, 2002

YEAR	G-GS	MIN	FG-A	PCT	3FG-A	PCT	FT-A	PCT	OR	DR	TR	AVG	AST	PF-DO	ST	TO	BLK	PTS	AVG
2001 IND	13-0	123	14-34	.412	0-3	.000	8-14	.571	5	10	15	1.2	6	10-0	5	8	0	36	2.8

Donna Harrington

#50

Height: 6-3 Weight: 190 Birthdate: September 19, 1966 College: Old Dominion '88
 Acquired: May 2, 2000, assigned to the Fever by the WNBA following camp tryouts
 Waived: July 11, 2000

YEAR	G-GS	MIN	FG-A	PCT	3FG-A	PCT	FT-A	PCT	OR	DR	TR	AVG	AST	PF-DO	ST	TO	BLK	PTS	AVG
2000 IND	8-0	67	1-6	.167	0-0	---	6-10	.600	4	5	9	1.1	5	16-0	2	11	1	8	1.0

Sonia Henning

#34

Height: 5-7 Weight: 143 Birthdate: October 4, 1969 College: Stanford '91
 Acquired: June 2, 2003, signed as free agent
 Retired: February 6, 2004

YEAR	G-GS	MIN	FG-A	PCT	3FG-A	PCT	FT-A	PCT	OR	DR	TR	AVG	AST	PF-DO	ST	TO	BLK	PTS	AVG
2003 IND	23-1	290	11-42	.262	0-9	.000	2-8	.250	2	23	25	1.1	29	28-0	14	13	0	24	1.0

SEVEN CONSECUTIVE WNBA PLAYOFF APPEARANCES
ALL-TIME ROSTER

Ebony Hoffman

#34, #32

Height: 6-2 Weight: 210 Birthdate: August 27, 1982 College: USC '04
Drafted: April 17, 2004, First round (9th overall), 2004 WNBA Draft

YEAR	G-GS	MIN	FG-A	PCT	3FG-A	PCT	FT-A	PCT	OR	DR	TR	AVG	AST	PF-DQ	ST	TO	BLK	PTS	AVG
2004 IND	30-13	334	26-83	.313	5-17	.294	3-4	.750	34	53	87	2.9	21	51-1	15	27	5	60	2.0
2005 IND	33-0	497	47-116	.405	1-2	.500	25-30	.833	34	63	97	2.9	16	59-0	21	23	10	120	3.6
2006 IND	34-33	851	82-208	.394	0-8	.000	54-70	.771	73	120	193	5.7	46	104-1	37	73	16	218	6.4
2007 IND	34-10	582	57-128	.445	2-5	.400	28-34	.824	40	97	137	4.0	26	69-0	21	41	18	144	4.2
2008 IND	33-33	1013	141-303	.465	26-57	.456	34-41	.829	94	164	258	7.8	61	121-3	47	79	26	342	10.4
2009 IND	34-34	1005	122-313	.390	25-72	.347	69-77	.896	56	143	199	5.9	52	106-3	57	82	12	338	9.9
2010 IND	34-33	815	106-267	.397	26-82	.317	34-40	.850	44	100	144	4.2	43	91-1	40	53	13	272	8.0
7 YEARS	232-156	5102	581-1418	.410	85-243	.350	247-296	.834	375	740	1115	4.8	265	601-9	238	378	100	1494	6.4

PLAYOFF STATISTICS

YEAR	G-GS	MIN	FG-A	PCT	3FG-A	PCT	FT-A	PCT	OR	DR	TR	AVG	AST	PF-DQ	ST	TO	BLK	PTS	AVG
2005 IND	DID NOT PLAY																		
2006 IND	2-2	52	6-9	.667	0-0	.000	0-5	.000	2	4	6	3.0	1	10-1	3	3	4	12	6.0
2007 IND	4-0	42	5-12	.417	0-2	.000	0-0	.000	3	6	9	2.3	1	3-0	0	2	1	10	2.5
2008 IND	3-3	102	14-33	.424	4-11	.364	2-3	.667	4	21	25	8.3	5	11-0	6	3	2	34	11.3
2009 IND	10-10	296	47-85	.465	6-15	.456	19-22	.829	11	37	48	4.8	8	38-0	11	18	5	118	11.9
2010 IND	3-3	89	12-36	.333	2-6	.333	7-8	.875	5	9	14	4.7	4	10-0	3	3	3	33	11.0
6 YEARS	22-18	580	84-175	.480	12-34	.353	28-38	.737	25	77	102	4.6	19	72-1	23	29	15	208	9.5

Niele Ivey

#33

Height: 5-8 Weight: 145 Birthdate: September 24, 1977 College: Notre Dame '01

Acquired: April 20, 2001, Second round (19th overall), 2001 WNBA Draft

YEAR	G-GS	MIN	FG-A	PCT	3FG-A	PCT	FT-A	PCT	OR	DR	TR	AVG	AST	PF-DQ	ST	TO	BLK	PTS	AVG
2001 IND	32-26	708	38-102	.373	25-70	.357	14-15	.933	16	39	55	1.7	70	51-0	33	35	5	115	3.6
2002 IND	31-23	439	25-71	.352	19-50	.380	17-21	.810	6	22	28	0.9	39	31-0	16	22	3	86	2.8
2003 IND	27-21	651	45-116	.388	33-84	.393	12-17	.706	5	27	32	1.2	71	40-0	29	28	7	135	5.0
2004 IND	15-1	179	11-37	.297	8-24	.333	4-6	.667	2	8	10	0.7	18	20-0	4	6	3	34	2.3
4 YEARS	105-71	1977	119-326	.365	85-228	.373	47-59	.797	29	96	125	1.2	198	142-0	82	91	18	370	3.5

PLAYOFF STATISTICS

2002 IND	3-0	9	0-1	.000	0-1	.000	0-0	.000	0	1	1	0.3	3	2-0	1	0	0	0	0.0
----------	-----	---	-----	------	-----	------	-----	------	---	---	---	-----	---	-----	---	---	---	---	-----

Deanna Jackson

#5

Height: 6-2 Weight: 159 Birthdate: December 15, 1979 College: Alabama-Birmingham '02

Acquired: January 6, 2004, fifth pick of 2004 WNBA Dispersal Draft

Drafted: November 15, 2005, by Chicago in WNBA Expansion Draft

YEAR	G-GS	MIN	FG-A	PCT	3FG-A	PCT	FT-A	PCT	OR	DR	TR	AVG	AST	PF-DQ	ST	TO	BLK	PTS	AVG
2004 IND	34-32	804	92-251	.367	0-12	.000	52-73	.712	57	56	113	3.3	53	82-3	29	52	6	236	6.9
2005 IND	34-0	472	56-139	.403	0-3	.000	50-68	.735	37	40	77	2.3	23	55-0	17	32	12	162	4.8
2 YEARS	68-32	1276	148-390	.379	0-15	.000	102-141	.723	94	96	190	2.8	76	137-3	46	84	18	398	5.9

PLAYOFF STATISTICS

2005 IND	4-0	84	10-23	.435	1-1	1.000	14-17	.824	4	10	14	3.5	2	17-1	2	1	2	35	8.8
----------	-----	----	-------	------	-----	-------	-------	------	---	----	----	-----	---	------	---	---	---	----	-----

Briann January

#20

Height: 5-8 Weight: 144 Birthdate: January 11, 1987 College: Arizona State '09

Drafted: April 9, 2009, First round (6th overall), 2009 WNBA Draft

YEAR	G-GS	MIN	FG-A	PCT	3FG-A	PCT	FT-A	PCT	OR	DR	TR	AVG	AST	PF-DQ	ST	TO	BLK	PTS	AVG
2009 IND	33-4	683	64-192	.333	25-87	.287	74-87	.851	23	40	63	1.9	77	78-1	36	57	3	227	6.9
2010 IND	30-7	657	65-175	.371	21-59	.356	71-86	.826	20	39	59	2.0	94	75-0	37	68	4	222	7.4
2011 IND	10-10	286	25-70	.357	7-22	.318	29-35	.829	5	9	14	1.4	50	33-0	15	33	0	86	8.6
3 YEARS	73-21	1626	154-437	.352	53-168	.315	174-208	.837	48	88	136	1.9	221	186-1	88	158	7	535	7.3

PLAYOFF STATISTICS

2009 IND	10-0	228	30-78	.385	12-29	.414	34-40	.850	7	17	24	2.4	30	23-0	4	13	0	106	10.6
2010 IND	3-0	59	5-16	.313	1-5	.200	9-10	.900	1	3	4	1.3	6	6-0	1	8	0	20	6.7
2011 IND	DID NOT DRESS; INJURED																		
2 YEARS	13-0	287	35-94	.372	13-34	.382	43-50	.860	8	20	28	2.2	36	29-0	5	21	0	126	9.7

Zuzi Klimesova

#13

Height: 6-2 Weight: 181 Birthdate: January 21, 1979 College: Vanderbilt '02

Drafted: April 19, 2002, Second round (17th overall), 2002 WNBA Draft

Waived: June 2, 2003

YEAR	G-GS	MIN	FG-A	PCT	3FG-A	PCT	FT-A	PCT	OR	DR	TR	AVG	AST	PF-DQ	ST	TO	BLK	PTS	AVG
2002 IND	11-0	39	2-12	.167	0-0	---	1-1	1.000	1	4	5	0.5	2	2-0	1	2	1	5	0.5
2003 IND	1-0	3	0-1	.000	0-0	---	2-2	1.000	0	0	0	0.0	0	1-0	0	0	0	2	2.0
2 YEARS	12-0	42	2-13	.154	0-0	---	3-3	1.000	1	4	5	0.4	2	3-0	1	2	1	7	0.6

PLAYOFF STATISTICS

2002 IND	DID NOT PLAY																		
----------	--------------	--	--	--	--	--	--	--	--	--	--	--	--	--	--	--	--	--	--

During a career year in 2008, Hoffman ranked second in the WNBA in 3-pt FG accuracy and fourth in rebounds per game.

2012 INDIANA FEVER MEDIA GUIDE

ALL-TIME ROSTER

Doneeka Lewis

#4

Height: 5-9 Weight: 160 Birthdate: August 26, 1982 College: Louisiana State '02
 Acquired: August 14, 2008, signed as free agent
 Waived: May 21, 2009

YEAR	G-GS	MIN	FG-A	PCT	3FG-A	PCT	FT-A	PCT	OR	DR	TR	AVG	AST	PF-DQ	ST	TO	BLK	PTS	AVG
2008 IND	8-0	56	7-20	.350	2-7	.286	0-0	.000	2	4	6	0.8	2	2-0	3	6	1	16	2.0
PLAYOFF STATISTICS																			
2008 IND	2-0	25	3-8	.375	2-5	.400	0-0	.000	0	2	2	1.0	3	3-0	0	3	0	8	4.0

Nadine Malcolm

#42

Height: 6-1 Weight: 170 Birthdate: November 27, 1975 College: Providence '97
 Acquired: April 27, 2001, assigned to the Fever by the WNBA following camp tryouts
 Waived: May 5, 2003

YEAR	G-GS	MIN	FG-A	PCT	3FG-A	PCT	FT-A	PCT	OR	DR	TR	AVG	AST	PF-DQ	ST	TO	BLK	PTS	AVG
2001 IND	31-23	705	90-212	.425	23-56	.411	54-62	.871	31	60	91	2.9	2.6	75-2	13	48	3	257	8.3
2002 IND	29-28	599	58-158	.367	12-41	.293	28-37	.757	22	39	61	2.1	2.1	42-0	13	34	3	156	5.4
2 YEARS	60-51	1304	148-370	.400	35-97	.361	82-99	.828	53	99	152	2.5	4.7	117-2	26	82	6	413	6.9
PLAYOFF STATISTICS																			
2002 IND	3-3	69	7-13	.538	1-4	.250	2-3	.667	1	5	6	2.0	0	9-1	0	2	0	17	5.7

Kristen Mann

#44

Height: 6-2 Weight: 185 Birthdate: August 10, 1983 College: UC Santa Barbara '05
 Acquired: July 4, 2008, from Atlanta, in exchange for Alison Bales
 Waived: January 9, 2009

YEAR	G-GS	MIN	FG-A	PCT	3FG-A	PCT	FT-A	PCT	OR	DR	TR	AVG	AST	PF-DQ	ST	TO	BLK	PTS	AVG
2008 IND	5-0	31	1-4	.250	0-1	.000	0-0	.000	1	3	4	0.8	1	0-0	1	1	1	2	0.4
PLAYOFF STATISTICS																			
2008 IND	3-0	30	4-9	.444	2-6	.333	0-0	.000	1	0	1	0.3	1	4-0	1	4	0	10	3.3

Monica Maxwell

#21

Height: 5-9 Weight: 158 Birthdate: December 21, 1976 College: Louisiana Tech '99
 Acquired: December 15, 1999, from Washington, for selecting Nyree Roberts in the 2000 WNBA Expansion Draft
 Waived: May 21, 2003

YEAR	G-GS	MIN	FG-A	PCT	3FG-A	PCT	FT-A	PCT	OR	DR	TR	AVG	AST	PF-DQ	ST	TO	BLK	PTS	AVG
2000 IND	32-32	1029	110-285	.386	62-156	.397	50-58	.862	40	120	160	5.0	6.3	92-0	49	64	16	332	10.4
2001 IND	15-3	238	16-53	.302	7-31	.226	8-12	.667	12	26	38	2.5	1.4	19-0	5	22	3	47	3.1
2002 IND	18-0	170	14-47	.298	5-17	.294	2-2	1.000	12	19	31	1.7	7	16-0	7	6	4	35	1.9
3 YEARS	65-35	1437	140-385	.364	74-204	.363	60-72	.833	64	165	229	3.5	8.4	127-0	61	92	23	414	6.4
PLAYOFF STATISTICS																			
2002 IND	2-0	8	0-3	.000	0-1	.000	0-0	-	0	0	0	0.0	1	0-0	0	0	0	0	0.0

Nikki McCray

#15

Height: 5-11 Weight: 158 Birthdate: December 17, 1971 College: Tennessee '95
 Acquired: December 5, 2001, from Washington, with 2002 second (17th overall) and fourth-round (49th overall) draft picks, in exchange for Angie Brazier and 2002 first (4th overall) and third-round (36th overall) draft picks

YEAR	G-GS	MIN	FG-A	PCT	3FG-A	PCT	FT-A	PCT	OR	DR	TR	AVG	AST	PF-DQ	ST	TO	BLK	PTS	AVG
2002 IND	32-32	1058	132-318	.415	21-66	.318	84-109	.816	29	68	97	3.0	7.0	73-2	28	82	3	369	11.5
2003 IND	34-32	734	52-138	.377	7-32	.219	20-24	.833	18	33	51	1.5	4.9	67-1	37	44	2	131	3.9
2 YEARS	66-64	1792	184-456	.404	28-98	.286	104-127	.819	47	101	148	2.2	11.9	140-3	65	126	5	500	7.6
PLAYOFF STATISTICS																			
2002 IND	3-3	99	10-27	.370	1-6	.167	3-5	.600	1	3	4	1.3	11	4-0	1	5	0	24	8.0

Danielle McCulley

#5

Height: 6-3 Weight: 180 Birthdate: January 18, 1975 College: Western Kentucky '98
 Acquired: May 2, 2000, assigned to the Fever by the WNBA following camp tryouts
 Waived: July 13, 2001

YEAR	G-GS	MIN	FG-A	PCT	3FG-A	PCT	FT-A	PCT	OR	DR	TR	AVG	AST	PF-DQ	ST	TO	BLK	PTS	AVG
2000 IND	29-2	456	63-153	.412	3-17	.176	46-63	.730	45	37	82	2.8	1.9	63-1	16	37	22	175	6.0
2001 IND	8-2	90	5-18	.278	1-1	1.000	17-18	.944	4	15	19	2.4	4	11-0	1	9	2	28	3.5
2 YEARS	37-4	546	68-171	.398	4-18	.222	63-81	.778	49	52	101	2.7	2.3	74-1	17	46	24	203	5.5

Kelly Miller

#8

Height: 5-10 Weight: 140 Birthdate: September 6, 1978 College: Georgia '01
 Acquired: February 5, 2004, from Charlotte, with a first-round draft pick (9th overall), in exchange for 2004 first (3rd overall) and second-round draft (18th overall) picks
 Traded: February 3, 2006, to Phoenix in exchange for Anna DeForge

YEAR	G-GS	MIN	FG-A	PCT	3FG-A	PCT	FT-A	PCT	OR	DR	TR	AVG	AST	PF-DQ	ST	TO	BLK	PTS	AVG
2004 IND	34-34	1096	126-326	.387	46-112	.411	50-57	.877	28	80	108	3.2	10.6	81-3	37	74	5	348	10.2
2005 IND	34-34	1057	122-278	.439	37-114	.325	67-79	.848	26	60	86	2.5	8.1	81-1	40	53	2	348	10.2
2 YEARS	68-68	2153	248-604	.411	83-226	.367	117-136	.860	54	140	194	2.9	18.7	162-4	77	127	7	696	10.2
PLAYOFF STATISTICS																			
2005 IND	4-4	155	12-39	.308	9-17	.529	7-10	.700	0	7	7	1.8	10	13-0	5	5	0	40	10.0

Monica Maxwell led the Fever with 62 3-point field goals during its inaugural season in 2000.

SEVEN CONSECUTIVE WNBA PLAYOFF APPEARANCES
ALL-TIME ROSTER

Jackie Moore #6

Height: 6-2 Weight: 204 Birthdate: November 6, 1979 College: Long Beach State '01
 Acquired: April 25, 2002, assigned to the Fever by WNBA following camp tryouts
 Waived: April 30, 2003

YEAR	G-GS	MIN	FG-A	PCT	3FG-A	PCT	FT-A	PCT	OR	DR	TR	AVG	AST	PF-DQ	ST	TO	BLK	PTS	AVG
2002 IND	18-2	128	16-38	.421	0-1	.000	10-14	.714	9	20	29	1.6	3	16-0	5	14	1	42	2.3
PLAYOFF STATISTICS																			
2002 IND	2-0	6	0-2	.000	0-0	.000	0-0	.000	0	1	1	0.5	0	3-0	1	0	0	0	0.0

Jessica Moore #31

Height: 6-3 Weight: 175 Birthdate: July 9, 1982 College: Connecticut '05
 Acquired: June 11, 2009, signed as free agent

YEAR	G-GS	MIN	FG-A	PCT	3FG-A	PCT	FT-A	PCT	OR	DR	TR	AVG	AST	PF-DQ	ST	TO	BLK	PTS	AVG
2009 IND	31-9	613	57-121	.471	0-1	.000	34-46	.739	40	56	96	3.1	14	85-0	19	32	6	148	4.8
2010 IND	33-0	431	38-89	.427	0-1	.000	25-30	.833	29	40	69	2.1	14	60-0	6	30	4	101	3.1
2 YEARS	64-9	1044	95-210	.452	0-2	.000	59-76	.776	69	96	165	2.6	28	145-0	25	62	10	249	3.9
PLAYOFF STATISTICS																			
2009 IND	10-0	120	8-24	.333	0-0	.000	6-8	.750	9	8	17	1.7	3	24-1	5	3	2	22	2.2
2010 IND	3-0	16	0-1	.000	0-0	.000	0-0	.000	1	2	0	0.7	1	3-0	1	0	1	0	0.0
2 YEARS	13-0	136	8-25	.320	0-0	.000	6-8	.750	10	9	19	1.5	4	27-1	6	3	3	22	1.7

Jenë Morris #10

Height: 5-9 Weight: 146 Birthdate: July 21, 1987 College: San Diego State '10
 Drafted: April 8, 2010, First round (11th overall), 2010 WNBA Draft

YEAR	G-GS	MIN	FG-A	PCT	3FG-A	PCT	FT-A	PCT	OR	DR	TR	AVG	AST	PF-DQ	ST	TO	BLK	PTS	AVG
2010 IND	25-0	196	28-66	.424	14-38	.368	2-3	.667	3	11	14	0.6	12	28-0	8	17	2	72	2.9
PLAYOFF STATISTICS																			
2010 IND	1-0	2	0-0	.000	0-0	.000	0-0	.000	0	0	0	0.0	0	0-0	0	0	0	0	0.0

Shay Murphy #14

Height: 5-11 Weight: 164 Birthdate: April 15, 1985 College: USC '07
 Acquired: June 11, 2009, signed as free agent
 Waived: July 11, 2010

YEAR	G-GS	MIN	FG-A	PCT	3FG-A	PCT	FT-A	PCT	OR	DR	TR	AVG	AST	PF-DQ	ST	TO	BLK	PTS	AVG
2009 IND	24-0	186	34-89	.382	11-32	.344	21-26	.808	23	19	42	1.8	10	30-0	6	9	2	100	4.2
2010 IND	15-1	221	28-80	.350	5-19	.263	16-28	.571	20	41	61	4.1	23	20-0	8	18	2	77	5.1
2 YEARS	39-1	407	62-169	.367	16-51	.314	37-54	.685	43	60	103	2.6	33	50-0	14	27	4	177	4.5
PLAYOFF STATISTICS																			
2009 IND	4-0	9	0-5	.000	0-2	.000	0-0	---	1	1	2	0.5	1	2-0	0	0	0	0	0.0

Astou Ndiaye-Diatta #44

Height: 6-3 Weight: 182 Birthdate: November 5, 1973 College: Southern Nazarene '97
 Acquired: March 22, 2004, signed as free agent

YEAR	G-GS	MIN	FG-A	PCT	3FG-A	PCT	FT-A	PCT	OR	DR	TR	AVG	AST	PF-DQ	ST	TO	BLK	PTS	AVG
2004 IND	10-0	74	5-19	.263	0-0	.000	2-4	.500	2	9	11	0.9	4	7-0	1	8	3	12	1.2

Bernadette Ngwisa #50

Height: 6-4 Weight: 195 Birthdate: August 26, 1982 College: Did Not Attend
 Acquired: May 14, 2008, from Chicago, in exchange for K.B. Sharp

YEAR	G-GS	MIN	FG-A	PCT	3FG-A	PCT	FT-A	PCT	OR	DR	TR	AVG	AST	PF-DQ	ST	TO	BLK	PTS	AVG
2008 IND	31-1	226	30-63	.476	0-0	.000	23-32	.719	20	33	53	1.7	7	45-0	6	31	7	83	2.7
PLAYOFF STATISTICS																			
2008 IND	1-0	2	0-0	.000	0-0	.000	0-0	.000	0	1	1	1.0	0	0-0	0	1	0	0	0.0

Yolanda Paige #21

Height: 5-6 Weight: 147 Birthdate: September 18, 1983 College: West Virginia '05
 Drafted: April 16, 2005, Second round (16th overall), 2005 WNBA Draft
 Waived: May 3, 2006

YEAR	G-GS	MIN	FG-A	PCT	3FG-A	PCT	FT-A	PCT	OR	DR	TR	AVG	AST	PF-DQ	ST	TO	BLK	PTS	AVG
2005 IND	13-0	78	6-22	.273	1-5	.200	3-4	.750	2	7	9	0.7	13	1-0	2	6	0	16	1.2

Bridget Pettis #32

Height: 5-9 Weight: 150 Birthdate: January 1, 1971 College: Florida '93
 Acquired: March 4, 2002, from Phoenix, along with a 2002 first-round draft pick, in exchange for Gordana Grubin

YEAR	G-GS	MIN	FG-A	PCT	3FG-A	PCT	FT-A	PCT	OR	DR	TR	AVG	AST	PF-DQ	ST	TO	BLK	PTS	AVG
2002 IND	32-0	375	38-107	.355	9-43	.209	28-39	.718	17	22	39	1.2	17	22-0	8	24	0	113	3.5
2003 IND	31-0	148	15-52	.288	6-27	.222	13-17	.765	5	14	19	0.6	8	17-0	4	8	1	49	1.6
2 YEARS	63-0	523	53-159	.333	15-70	.214	41-56	.732	22	36	58	0.9	25	39-0	12	32	1	162	2.6
PLAYOFF STATISTICS																			
2002 IND	3-0	43	5-15	.333	1-3	.333	5-7	.714	6	3	9	3.0	2	0-0	0	4	0	16	5.3

A native of East Chicago, Ind., Pettis ended her playing career with the Phoenix Mercury and later coached with the Mercury.

2012 INDIANA FEVER MEDIA GUIDE

ALL-TIME ROSTER

Erin Phillips

#13

Height: 6-8 Weight: 165 Birthdate: May 19, 1985 College: Did Not Attend
 Acquired: April 29, 2011, from Seattle along with a 3rd-round draft pick in 2012, in a three-team trade in which the Fever sent a 2nd-round draft pick to Seattle and a 3rd-round draft pick to Washington

YEAR	G-GS	MIN	FG-A	PCT	3FG-A	PCT	FT-A	PCT	OR	DR	TR	AVG	AST	PF-DO	ST	TO	BLK	PTS	AVG
2011 IND	31-22	689	91-197	.462	26-61	.426	60-72	.833	16	72	88	2.8	74	52-0	30	45	0	268	8.6
PLAYOFF STATISTICS																			
2011 IND	6-6	160	15-40	.375	0-8	.000	9-11	.818	1	13	14	2.3	18	9-0	9	17	1	39	6.5

Jeanette Pohlen

#32

Height: 6-0 Weight: 179 Birthdate: May 2, 1989 College: Stanford '11
 Acquired: April 11, 2011, First round (9th overall), 2011 WNBA Draft

YEAR	G-GS	MIN	FG-A	PCT	3FG-A	PCT	FT-A	PCT	OR	DR	TR	AVG	AST	PF-DO	ST	TO	BLK	PTS	AVG
2011 IND	34-2	539	48-102	.471	29-62	.468	13-15	.867	10	37	47	1.4	33	32-0	13	21	4	138	4.1
PLAYOFF STATISTICS																			
2011 IND	5-0	35	4-8	.500	2-4	.500	0-0	.000	2	2	4	0.8	3	5-0	1	1	0	10	2.0

Allie Quigley

#22

Height: 5-10 Weight: 140 Birthdate: June 20, 1986 College: DePaul '08
 Acquired: March 23, 2010, signed as free agent
 Waived: May 27, 2010

YEAR	G-GS	MIN	FG-A	PCT	3FG-A	PCT	FT-A	PCT	OR	DR	TR	AVG	AST	PF-DO	ST	TO	BLK	PTS	AVG
2010 IND	3-0	18	2-4	.500	0-0	.000	2-2	1.000	0	1	1	0.3	1	2-0	2	3	1	6	2.0

Texlin Quinney

#11

Height: 6-0 Weight: 165 Birthdate: September 7, 1974 College: Seton Hall '96
 Acquired: May 2, 2000, assigned to the Fever by the WNBA following camp tryouts
 Waived: May 27, 2001

YEAR	G-GS	MIN	FG-A	PCT	3FG-A	PCT	FT-A	PCT	OR	DR	TR	AVG	AST	PF-DO	ST	TO	BLK	PTS	AVG
2000 IND	17-0	118	6-14	.429	0-0	.000	3-5	.600	11	5	16	0.9	15	12-0	4	10	0	15	0.9

Kristen Rasmussen

#52

Height: 6-2 Weight: 172 Birthdate: November 1, 1978 College: Michigan State '00
 Acquired: May 1, 2003, signed as free agent

YEAR	G-GS	MIN	FG-A	PCT	3FG-A	PCT	FT-A	PCT	OR	DR	TR	AVG	AST	PF-DO	ST	TO	BLK	PTS	AVG
2003 IND	33-25	814	94-200	.470	7-15	.467	31-39	.795	44	71	115	3.5	64	65-0	24	48	15	226	6.8
2004 IND	33-4	692	56-135	.415	10-27	.370	30-38	.789	41	72	113	3.4	47	51-0	21	35	14	152	4.6
2 YEARS	66-29	1506	150-335	.448	17-42	.405	61-77	.792	85	143	228	3.5	111	116-0	45	83	29	378	5.7

Sheri Sam

#55

Height: 6-0 Weight: 160 Birthdate: May 5, 1974 College: Vanderbilt '96
 Acquired: January 8, 2006, ninth pick of 2006 WNBA Dispersal Draft

YEAR	G-GS	MIN	FG-A	PCT	3FG-A	PCT	FT-A	PCT	OR	DR	TR	AVG	AST	PF-DO	ST	TO	BLK	PTS	AVG
2007 IND	33-4	591	63-186	.339	8-32	.250	29-342	.690	35	62	97	2.9	42	58-0	29	39	6	163	4.9
PLAYOFF STATISTICS																			
2007 IND	6-5	185	19-51	.373	4-8	.500	6-12	.500	15	17	32	5.3	13	19-0	6	5	1	48	8.0

Alessandra Santos de Oliveira

#13

Height: 6-5 Weight: 190 Birthdate: December 2, 1973 College: Did not attend
 Acquired: June 6, 2000, off waivers from New York
 Waived: July 11, 2000

YEAR	G-GS	MIN	FG-A	PCT	3FG-A	PCT	FT-A	PCT	OR	DR	TR	AVG	AST	PF-DO	ST	TO	BLK	PTS	AVG
2000 IND	3-0	11	1-1	1.000	0-0	.000	1-6	.167	0	2	2	0.7	0	3-0	0	2	0	3	1.0

Kelly Schumacher

#20, #11

Height: 6-5 Weight: 180 Birthdate: October 14, 1977 College: Connecticut '01
 Drafted: April 20, 2001, First round (14th overall), 2001 WNBA Draft
 Traded: February 24, 2006, along with a 2006 first-round draft pick (#12), to New York in exchange for New York's 2006 first-round draft pick (#9)

YEAR	G-GS	MIN	FG-A	PCT	3FG-A	PCT	FT-A	PCT	OR	DR	TR	AVG	AST	PF-DO	ST	TO	BLK	PTS	AVG
2001 IND	28-5	380	46-93	.495	3-5	.600	17-20	.850	23	47	70	2.5	10	41-0	5	21	29	112	4.0
2002 IND	31-1	352	45-89	.506	0-1	.000	18-26	.692	18	41	59	1.9	13	49-0	7	21	23	108	3.5
2003 IND	34-1	480	81-169	.479	4-9	.444	23-27	.852	40	59	99	2.9	20	63-0	7	32	24	189	5.6
2004 IND	32-7	601	92-196	.469	5-13	.385	35-45	.778	36	68	104	3.3	25	67-0	10	52	31	224	7.0
2005 IND	34-14	516	58-138	.420	2-11	.182	17-21	.810	26	42	68	2.0	14	59-0	10	33	24	135	4.0
5 YEARS	159-28	2329	322-685	.470	14-39	.359	110-139	.791	143	257	400	2.5	82	279-0	39	159	131	768	4.8
PLAYOFF STATISTICS																			
2002 IND	3-0	52	13-20	.650	2-2	1.000	4-8	.500	6	3	9	3.0	3	6-0	0	2	2	32	10.7
2005 IND	4-0	42	9-19	.474	0-0	.000	2-2	1.000	7	1	8	2.0	2	6-0	2	0	4	20	5.0
2 YEARS	7-0	94	22-39	.564	2-2	1.000	6-10	.600	13	4	17	2.4	5	12-0	2	2	6	52	7.4

SEVEN CONSECUTIVE WNBA PLAYOFF APPEARANCES
ALL-TIME ROSTER

Olympia Scott

#0

Height: 6-2 Weight: 175 Birthdate: August 5, 1976 College: Stanford '98
 Acquired: May 27, 2001, from Detroit, along with a 2002 third-round draft pick, in exchange for Indiana's 2002 second-round draft pick
 Acquired: February 3, 2006, signed as a free agent
 Traded: March 7, 2007, to Phoenix, in exchange for Ann Strother

YEAR	G-GS	MIN	FG-A	PCT	3FG-A	PCT	FT-A	PCT	OR	DR	TR	AVG	AST	PF-DQ	ST	TO	BLK	PTS	AVG
2001 IND	32-30	775	99-217	.456	0-2	.000	82-111	.739	52	109	161	5.0	40	108-1	22	72	12	280	8.8
2002 IND	31-31	975	113-232	.487	0-4	.000	66-82	.805	80	131	211	6.8	52	127-2	38	69	13	292	9.4
2003 IND	DID NOT PLAY, SUSPENDED LIST																		
2006 IND	21-0	159	23-53	.434	0-1	.000	4-8	.500	8	25	33	1.6	7	29-0	8	15	2	50	2.4
3 YEARS	84-61	1909	235-502	.468	0-7	.000	152-201	.756	140	265	405	4.8	99	264-3	68	156	27	622	7.4
PLAYOFF STATISTICS																			
2002 IND	3-3	99	8-16	.500	0-0	.000	5-5	1.000	7	17	24	8.0	5	11-0	1	14	1	21	7.0
2006 IND	2-0	26	5-9	.556	0-1	.000	0-0	.000	3	2	5	2.5	0	5-0	1	3	0	10	5.0
2 YEARS	5-3	125	13-25	.520	0-1	.000	5-5	1.000	10	19	29	5.8	5	16-0	2	17	1	31	5.2

K.B. Sharp

#3

Height: 5-9 Weight: 149 Birthdate: April 18, 1981 College: Cincinnati '03
 Acquired: February 24, 2006, signed as free agent
 Traded: May 14, 2008, to Chicago, in exchange for Bernadette Ngyosia

YEAR	G-GS	MIN	FG-A	PCT	3FG-A	PCT	FT-A	PCT	OR	DR	TR	AVG	AST	PF-DQ	ST	TO	BLK	PTS	AVG
2006 IND	23-0	155	8-35	.229	3-15	.200	3-3	1.000	3	6	9	0.4	23	3-0	7	8	0	22	1.0
2007 IND	34-0	454	40-97	.412	8-28	.285	21-29	.724	10	22	32	0.9	49	17-0	13	26	0	110	3.2
2 YEARS	57-0	609	48-132	.364	11-43	.256	24-32	.750	13	28	41	0.7	72	20-0	20	34	0	132	2.3
PLAYOFF STATISTICS																			
2006 IND	DID NOT PLAY																		
2007 IND	6-0	46	1-10	.100	0-3	.000	5-6	.833	2	3	5	0.8	3	1-0	1	2	0	7	1.2

Charlotte Smith

#23

Height: 6-0 Weight: 148 Birthdate: August 23, 1973 College: North Carolina '95
 Acquired: February 11, 2006, signed as free agent
 Retired: December 14, 2006

YEAR	G-GS	MIN	FG-A	PCT	3FG-A	PCT	FT-A	PCT	OR	DR	TR	AVG	AST	PF-DQ	ST	TO	BLK	PTS	AVG
2006 IND	18-2	173	12-39	.308	8-22	.364	3-4	.750	9	15	24	1.3	7	21-0	3	13	1	35	1.9
PLAYOFF STATISTICS																			
2006 IND	1-0	1	0-0	.000	0-0	.000	0-0	.000	0	0	0	0.0	0	0-0	0	0	0	0	0.0

Tangela Smith

#5

Height: 6-3 Weight: 158 Birthdate: April 1, 1977 College: Iowa '98
 Acquired: February 2, 2011, signed as free agent

YEAR	G-GS	MIN	FG-A	PCT	3FG-A	PCT	FT-A	PCT	OR	DR	TR	AVG	AST	PF-DQ	ST	TO	BLK	PTS	AVG
2011 IND	33-32	711	88-237	.371	32-94	.340	30-34	.882	27	75	102	3.1	49	80-2	22	42	16	238	7.2
PLAYOFF STATISTICS																			
2011 IND	6-6	165	22-54	.407	9-22	.409	4-4	1.000	9	23	32	5.3	10	19-0	5	13	6	57	9.5

Kate Starbird

#30

Height: 6-1 Weight: 153 Birthdate: July 30, 1975 College: Stanford '97
 Acquired: February 24, 2004, signed as free agent

YEAR	G-GS	MIN	FG-A	PCT	3FG-A	PCT	FT-A	PCT	OR	DR	TR	AVG	AST	PF-DQ	ST	TO	BLK	PTS	AVG
2004 IND	12-0	117	6-23	.261	3-10	.300	5-6	.833	6	3	9	0.8	11	7-0	6	9	0	20	1.7
2005 IND	DID NOT PLAY, SUSPENDED LIST																		

Jurgita Streimikyte

#7

Height: 6-2 Weight: 165 Birthdate: May 14, 1972 College: Did not attend
 Drafted: April 25, 2000, Second round (26th overall), 2000 WNBA Draft
 Acquired: March 17, 2005, re-signed free agent contract

YEAR	G-GS	MIN	FG-A	PCT	3FG-A	PCT	FT-A	PCT	OR	DR	TR	AVG	AST	PF-DQ	ST	TO	BLK	PTS	AVG
2000 IND	27-6	424	46-117	.393	2-6	.333	27-35	.771	25	46	71	2.6	44	67-1	16	32	23	121	4.5
2001 IND	27-26	707	99-207	.472	0-9	.000	48-57	.842	45	94	139	5.1	52	81-2	37	52	19	246	9.1
2002 IND	DID NOT PLAY, SUSPENDED LIST																		
2003 IND	DID NOT PLAY, SUSPENDED LIST																		
2004 IND	DID NOT PLAY, SUSPENDED LIST																		
2005 IND	34-20	686	82-178	.461	3-6	.500	19-27	.704	37	64	101	3.0	32	75-0	29	36	11	186	5.5
3 YEARS	88-52	1817	227-502	.452	5-21	.238	94-119	.790	107	204	311	3.5	128	223-3	82	120	53	553	6.3
PLAYOFF STATISTICS																			
2005 IND	4-4	96	6-23	.261	0-0	.000	6-6	1.000	10	8	18	4.5	5	11-0	5	6	1	18	4.5

Tangela Smith's five 3-pointers in Game 1 of the 2011 Eastern Conference Finals were a Fever playoffs record.

ALL-TIME ROSTER

Ann Strother

#7

Height: 6-3 Weight: 166 Birthdate: December 11, 1983 College: Connecticut '06
 Acquired: March 7, 2007, from Phoenix, in exchange for Olympia Scott
 Drafted: February 6, 2008, by Atlanta in WNBA Expansion Draft

YEAR	G-GS	MIN	FG-A	PCT	3FG-A	PCT	FT-A	PCT	OR	DR	TR	AVG	AST	PF-DO	ST	TO	BLK	PTS	AVG
2007 IND	12-0	69	10-31	.323	6-15	.400	2-2	1.000	6	3	9	0.8	3	5-0	0	2	0	28	2.3
PLAYOFF STATISTICS																			
2007 IND	3-0	15	3-7	.429	1-3	.333	0-0	.000	0	3	3	1.0	2	1-0	1	0	0	7	2.3

Tammy Sutton-Brown

#8

Height: 6-4 Weight: 199 Birthdate: January 27, 1978 College: Rutgers '01
 Acquired: March 23, 2007, signed as free agent

YEAR	G-GS	MIN	FG-A	PCT	3FG-A	PCT	FT-A	PCT	OR	DR	TR	AVG	AST	PF-DO	ST	TO	BLK	PTS	AVG
2007 IND	34-33	860	149-307	.485	0-0	.000	111-155	.716	66	118	184	5.4	30	115-1	35	85	47	409	12.0
2008 IND	33-33	956	143-289	.495	0-1	.000	103-153	.673	63	145	208	6.3	17	113-2	20	69	57	389	11.8
2009 IND	27-25	680	95-204	.466	0-0	.000	76-102	.745	44	114	158	5.9	23	76-2	15	49	40	266	9.9
2010 IND	34-34	875	103-229	.450	0-1	.000	70-99	.707	69	105	174	5.1	29	90-0	33	55	55	276	8.1
2011 IND	34-26	645	68-139	.489	0-3	.000	52-70	.743	41	65	106	3.1	19	65-0	36	33	41	188	5.5
5 YEARS	162-151	4016	558-1168	.478	0-5	.000	412-579	.712	283	547	830	5.1	118	459-5	139	291	240	1528	9.4
PLAYOFF STATISTICS																			
2007 IND	6-6	123	15-43	.349	0-0	.000	12-21	.571	7	21	28	4.7	4	15-0	1	8	12	42	7.0
2008 IND	3-3	93	12-31	.387	0-0	.000	20-21	.952	6	10	16	5.3	1	12-0	1	6	4	44	14.7
2009 IND	10-10	311	56-106	.433	0-0	.000	31-45	.689	15	41	56	5.6	5	30-0	9	30	14	143	14.3
2010 IND	3-3	90	10-21	.476	0-0	.000	9-11	.818	5	8	13	4.3	1	7-0	4	8	2	29	9.7
2011 IND	6-6	172	19-41	.463	0-0	.000	19-22	.864	17	24	41	6.8	8	15-0	5	16	11	57	9.5
5 YEARS	28-28	789	112-242	.463	0-0	.000	91-120	.758	50	104	154	5.5	19	79-0	20	68	43	315	11.3

Kasha Terry

#35

Height: 6-3 Weight: 185 Birthdate: October 21, 1983 College: Georgia Tech '06
 Drafted: April 5, 2006, Second round (26th overall), 2006 WNBA Draft
 Waived: May 22, 2008

YEAR	G-GS	MIN	FG-A	PCT	3FG-A	PCT	FT-A	PCT	OR	DR	TR	AVG	AST	PF-DO	ST	TO	BLK	PTS	AVG
2006 IND	10-0	53	11-19	.579	0-0	.000	1-5	.200	4	10	14	1.4	0	14-0	0	8	3	23	2.3
2007 IND	9-0	54	3-12	.250	0-0	.000	3-4	.750	5	9	14	1.6	1	18-1	2	11	3	9	1.0
2008 IND	2-0	24	1-5	.200	0-0	.000	0-0	.000	1	4	5	2.5	2	3-0	0	6	0	2	1.0
3 YEARS	21-0	131	15-36	.417	0-0	.000	4-9	.444	10	23	33	1.6	3	35-1	2	25	6	34	1.6
PLAYOFF STATISTICS																			
2006 IND	DID NOT PLAY																		
2007 IND	DID NOT PLAY																		

Alicia Thompson

#43

Height: 6-1 Weight: 175 Birthdate: June 30, 1976 College: Texas Tech '98
 Acquired: May 2, 2000, assigned to the Fever by the WNBA following camp tryouts
 Retired: August 23, 2002
 Acquired: April 29, 2003, signed as free agent
 Waived: May 21, 2003

YEAR	G-GS	MIN	FG-A	PCT	3FG-A	PCT	FT-A	PCT	OR	DR	TR	AVG	AST	PF-DO	ST	TO	BLK	PTS	AVG
2000 IND	31-26	792	131-255	.514	18-40	.450	30-42	.714	48	109	157	5.1	41	85-4	24	53	4	310	10.0
2001 IND	22-7	381	76-174	.437	17-43	.395	17-23	.739	21	42	63	2.9	25	24-0	9	22	7	186	8.5
2002 IND	18-2	314	39-109	.358	7-29	.241	12-17	.706	12	30	42	2.3	14	20-0	7	18	2	97	5.4
3 YEARS	71-35	1487	246-538	.457	42-112	.375	59-82	.720	81	181	262	3.7	80	129-4	40	93	13	593	8.4
PLAYOFF STATISTICS																			
2002 IND	1-0	2	1-1	1.000	0-0	.000	0-0	.000	0	0	0	0.0	0	0-0	0	0	0	2	2.0

Chantel Tremiere

#3

Height: 5-6 Weight: 142 Birthdate: October 20, 1969 College: Auburn '91
 Drafted: December 15, 1999, Sixth round (24th overall), 2000 WNBA Expansion Draft
 Retired: April 23, 2001

YEAR	G-GS	MIN	FG-A	PCT	3FG-A	PCT	FT-A	PCT	OR	DR	TR	AVG	AST	PF-DO	ST	TO	BLK	PTS	AVG
2000 IND	25-3	318	18-51	.353	4-9	.444	10-16	.625	6	25	31	1.2	51	30-0	10	30	1	50	2.0

Coquese Washington

#4

Height: 5-6 Weight: 138 Birthdate: January 17, 1971 College: Notre Dame '93
 Acquired: July 20, 2002, from Houston in exchange for Rita Williams
 Retired: February 6, 2004

YEAR	G-GS	MIN	FG-A	PCT	3FG-A	PCT	FT-A	PCT	OR	DR	TR	AVG	AST	PF-DO	ST	TO	BLK	PTS	AVG
2002 IND	11-8	325	26-70	.371	14-31	.452	14-20	.700	7	26	33	3.0	48	22-0	23	24	2	80	7.3
2003 IND	20-10	348	19-67	.284	14-48	.292	11-13	.846	2	27	29	1.5	48	32-0	14	30	2	63	3.2
2 YEARS	31-18	673	45-137	.328	28-79	.354	25-33	.758	9	53	62	2.0	96	54-0	37	54	4	143	4.6
PLAYOFF STATISTICS																			
2002 IND	3-3	110	9-27	.333	6-16	.375	1-1	1.000	1	5	6	2.0	14	10-0	3	6	0	25	8.3

Tammy Sutton-Brown has started every Fever playoff game since 2007, with averages of 11.3 points and 5.5 rebounds per game.

SEVEN CONSECUTIVE WNBA PLAYOFF APPEARANCES
ALL-TIME ROSTER

Erica White

#7

Height: 5-3 Weight: 135 Birthdate: August 26, 1986 College: LSU '08
Acquired: December 8, 2008, sixth pick of 2008 WNBA Dispersal Draft
Waived: June 11, 2009

YEAR	G-GS	MIN	FG-A	PCT	3FG-A	PCT	FT-A	PCT	OR	DR	TR	AVG	AST	PF-DQ	ST	TO	BLK	PTS	AVG
2009 IND	2-0	18	1-6	.167	0-3	.000	0-0	.000	0	2	2	1.0	4	1-0	1	0	1	2	1.0

Stephanie White

#22

Height: 5-10 Weight: 155 Birthdate: June 20, 1977 College: Purdue '99
Acquired: December 15, 1999, from Miami, in exchange for Sandy Brondello and a 2000 first-round draft pick, following the 2000 WNBA Expansion Draft
Retired: April 21, 2005

YEAR	G-GS	MIN	FG-A	PCT	3FG-A	PCT	FT-A	PCT	OR	DR	TR	AVG	AST	PF-DQ	ST	TO	BLK	PTS	AVG
2000 IND	32-12	635	66-166	.398	27-70	.386	71-86	.826	14	46	60	1.9	57	49-0	31	47	6	230	7.2
2001 IND	30-0	504	52-137	.380	23-57	.404	42-55	.764	13	42	55	1.8	58	50-0	26	38	14	169	5.6
2002 IND	DID NOT PLAY, SUSPENDED LIST																		
2003 IND	28-10	577	60-173	.347	29-84	.345	45-48	.938	14	27	41	1.5	58	60-0	34	37	6	194	6.9
2004 IND	22-12	450	27-72	.375	13-39	.333	24-34	.706	8	20	28	1.3	52	30-0	24	30	5	91	4.1
4 YEARS	112-34	2166	205-548	.374	92-250	.368	182-223	.816	49	135	184	1.6	225	189-0	115	152	31	684	6.1

Tan White

#15

Height: 5-7 Weight: 154 Birthdate: September 27, 1982 College: Mississippi State '05
Drafted: April 15, 2005, First round (2nd overall), 2005 WNBA Draft
Waived: June 4, 2009

YEAR	G-GS	MIN	FG-A	PCT	3FG-A	PCT	FT-A	PCT	OR	DR	TR	AVG	AST	PF-DQ	ST	TO	BLK	PTS	AVG
2005 IND	34-3	693	85-254	.335	25-81	.309	47-58	.810	21	32	53	1.6	53	62-1	30	70	7	242	7.1
2006 IND	34-0	745	113-304	.372	19-88	.216	57-76	.750	32	50	82	2.4	52	66-1	27	51	9	302	8.9
2007 IND	34-9	841	136-352	.386	43-127	.339	53-63	.841	25	65	90	2.6	65	76-2	36	100	10	368	10.8
2008 IND	33-22	894	119-325	.366	39-120	.325	51-60	.850	27	74	101	3.1	80	88-0	43	85	14	328	9.9
4 YEARS	135-34	3173	453-1235	.367	126-416	.303	208-257	.809	105	221	326	2.4	250	292-4	136	306	40	1240	9.2
PLAYOFF STATISTICS																			
2005 IND	4-0	16	0-8	.000	0-1	.000	0-0	.000	2	0	2	0.5	1	1-0	0	0	0	0	0.0
2006 IND	2-0	34	4-10	.400	1-4	.250	0-1	.000	0	3	3	1.5	2	6-0	0	4	0	9	4.5
2007 IND	5-1	82	4-15	.267	1-6	.167	0-0	.000	2	7	9	1.8	10	10-0	5	9	2	9	1.8
2008 IND	3-0	42	6-16	.375	1-4	.250	3-3	1.000	2	1	3	1.0	2	5-0	2	6	0	16	5.3
4 YEARS	14-1	174	14-49	.286	3-15	.200	0-4	.000	6	11	17	1.2	15	22-0	7	19	2	34	2.4

Tamika Whitmore

#91

Height: 6-2 Weight: 190 Birthdate: June 5, 1977 College: Memphis State '99
Acquired: March 17, 2006, signed as free agent
Traded: February 19, 2008, to Connecticut, with a 2008 first-round draft pick (9th overall) and rights to Jessica Foley, in exchange for Katie Douglas

YEAR	G-GS	MIN	FG-A	PCT	3FG-A	PCT	FT-A	PCT	OR	DR	TR	AVG	AST	PF-DQ	ST	TO	BLK	PTS	AVG
2006 IND	34-34	1057	199-435	.457	15-38	.395	115-140	.821	53	112	165	4.9	61	91-1	46	94	12	528	15.5
2007 IND	34-25	880	139-335	.415	21-70	.300	71-93	.763	45	125	170	5.0	51	86-1	20	84	11	370	10.9
2 YEARS	68-59	1937	338-333	.439	36-108	.333	186-233	.798	98	237	335	4.9	112	177-2	66	178	23	898	13.2
PLAYOFF STATISTICS																			
2006 IND	2-2	68	19-40	.475	2-7	.286	13-13	1.000	4	9	13	6.5	2	9-1	1	10	0	53	26.2
2007 IND	6-0	184	39-87	.448	13-23	.565	8-13	.615	6	26	32	5.3	16	19-0	3	18	1	99	16.5
2 YEARS	8-2	252	58-127	.457	15-30	.500	21-26	.808	10	35	45	5.6	18	28-1	4	28	1	152	19.0

Khadjah Whittington

#1

Height: 6-1 Weight: 185 Birthdate: August 5, 1986 College: NC State '08
Drafted: April 9, 2008, Second round (26th overall), 2008 WNBA Draft
Waived: June 11, 2009

YEAR	G-GS	MIN	FG-A	PCT	3FG-A	PCT	FT-A	PCT	OR	DR	TR	AVG	AST	PF-DQ	ST	TO	BLK	PTS	AVG
2008 IND	22-0	186	17-44	.386	0-0	.000	9-17	.529	10	24	34	1.5	6	42-0	9	12	11	43	2.0
2009 IND	3-0	25	6-10	.600	0-0	.000	0-0	.000	2	3	5	1.7	2	2-0	0	0	0	12	4.0
2 YEARS	25-0	211	23-54	.426	0-0	.000	9-17	.529	12	27	39	1.6	8	44-0	9	12	11	55	2.2
PLAYOFF STATISTICS																			
2008 IND	3-0	24	2-8	.250	0-0	.000	0-0	.000	1	6	7	2.3	1	4-0	1	3	1	4	1.3

Beverly Williams

#4

Height: 5-9 Weight: 150 Birthdate: January 14, 1976 College: Texas '88
Acquired: May 24, 2000, off waivers from Cleveland
Waived: June 6, 2000

YEAR	G-GS	MIN	FG-A	PCT	3FG-A	PCT	FT-A	PCT	OR	DR	TR	AVG	AST	PF-DQ	ST	TO	BLK	PTS	AVG
2000 IND	1-0	3	0-0	---	0-0	---	0-0	---	0	0	0	0.0	0	2-0	0	0	0	0	0.0

Rita Williams was the Fever's first All-Star participant when she was chosen to the East squad for the 2001 WNBA All-Star Game.

2012 INDIANA FEVER MEDIA GUIDE

ALL-TIME ROSTER

Natalie Williams

#12

Height: 6-2 Weight: 210 Birthdate: November 30, 1970 College: UCLA '94
 Acquired: May 1, 2003, from San Antonio with Coretta Brown, in exchange for Sylvia Crawley and Gwen Jackson
 Retired: August 10, 2005

YEAR	G-GS	MIN	FG-A	PCT	3FG-A	PCT	FT-A	PCT	OR	DR	TR	AVG	AST	PF-DQ	ST	TO	BLK	PTS	AVG
2003 IND	34-34	1054	176-363	.485	0-1	.000	105-148	.709	109	146	255	7.5	46	138-2	43	70	21	457	13.4
2004 IND	34-34	956	133-293	.454	0-4	.000	83-119	.697	93	142	235	6.9	62	122-3	40	65	23	349	10.3
2005 IND	34-34	804	103-248	.415	0-0	.000	45-67	.672	74	112	186	5.5	31	105-3	35	56	12	251	7.4
3 YEARS	102-102	2814	412-904	.456	0-5	.000	233-334	.698	276	400	676	6.6	139	365-8	118	191	56	1057	10.4
PLAYOFF STATISTICS																			
2005 IND	4-4	134	17-40	.425	0-1	.000	13-16	.813	13	17	30	7.5	6	14-0	5	1	2	47	11.8

Rita Williams

#23

Height: 5-7 Weight: 135 Birthdate: January 14, 1976 College: Connecticut '98
 Drafted: December 15, 1999, Fourth round (16th overall), 2000 WNBA Expansion Draft
 Traded: July 20, 2002, to Houston in exchange for Coquese Washington

YEAR	G-GS	MIN	FG-A	PCT	3FG-A	PCT	FT-A	PCT	OR	DR	TR	AVG	AST	PF-DQ	ST	TO	BLK	PTS	AVG
2000 IND	32-29	1014	112-274	.409	49-131	.374	79-108	.731	22	73	95	3.0	101	69-1	76	69	3	352	11.0
2001 IND	32-29	1042	115-293	.392	41-109	.376	109-130	.838	25	79	104	3.3	114	71-0	72	100	11	380	11.9
2002 IND	20-1	484	39-135	.289	17-67	.254	25-34	.735	10	27	37	1.9	43	34-0	21	29	2	120	6.0
3 YEARS	84-59	2540	266-702	.379	107-307	.349	213-272	.783	57	179	236	2.8	258	174-1	169	198	16	852	10.1

Christina Wirth

#34

Height: 6-1 Weight: 172 Birthdate: April 18, 1987 College: Vanderbilt '09
 Drafted: April 9, 2009, Second round (19th overall), 2009 WNBA Draft

YEAR	G-GS	MIN	FG-A	PCT	3FG-A	PCT	FT-A	PCT	OR	DR	TR	AVG	AST	PF-DQ	ST	TO	BLK	PTS	AVG
2009 IND	21-0	121	8-29	.276	5-14	.357	1-1	1.000	3	12	15	0.7	13	12-0	3	3	1	22	1.0
PLAYOFF STATISTICS																			
2009 IND	5-0	27	3-7	.429	0-2	.000	0-0	.000	0	3	3	0.6	2	4-0	0	2	0	6	1.2

Kara Wolters

#52

Height: 6-7 Weight: 225 Birthdate: August 15, 1975 College: Connecticut '97
 Drafted: December 15, 1999, Fifth round (17th overall), 2000 WNBA Expansion Draft
 Traded: April 11, 2001, to Sacramento for a 2001 first-round pick

YEAR	G-GS	MIN	FG-A	PCT	3FG-A	PCT	FT-A	PCT	OR	DR	TR	AVG	AST	PF-DQ	ST	TO	BLK	PTS	AVG
2000 IND	31-30	793	148-264	.561	0-0	.000	74-100	.740	46	118	164	5.3	39	99-2	12	73	49	370	11.9

Shavonte Zellous

#1

Height: 5-10 Weight: 155 Birthdate: August 28, 1986 College: Pittsburgh '09
 Acquired: May 27, 2010, from Tulsa, in exchange for 2011 second-round draft pick

YEAR	G-GS	MIN	FG-A	PCT	3FG-A	PCT	FT-A	PCT	OR	DR	TR	AVG	AST	PF-DQ	ST	TO	BLK	PTS	AVG
2010 IND	27-0	418	47-130	.362	7-25	.280	59-79	.747	14	42	56	2.1	35	55-0	12	33	16	160	5.9
2011 IND	33-2	463	57-130	.438	9-34	.265	58-74	.784	21	59	80	2.4	45	74-1	12	32	15	181	5.5
2 YEARS	60-2	881	104-260	.400	16-59	.271	117-153	.765	35	101	136	2.3	80	129-1	24	65	31	341	5.7
PLAYOFF STATISTICS																			
2010 IND	3-0	31	3-5	.600	0-1	.000	6-7	.857	1	1	2	0.7	2	3-0	0	2	1	12	4.0
2011 IND	5-1	96	15-35	.429	4-10	.400	9-15	.600	3	10	13	2.6	7	14-0	2	6	3	43	8.6
2 YEARS	8-1	127	18-40	.450	4-11	.364	15-22	.682	4	11	15	1.9	9	17-0	2	8	4	55	6.9

ADDITIONAL PLAYERS

In Fever history, there have been four players on a Fever regular-season roster who have never played any minutes in a regular season game. Those four players are **Jenni Benningfield** (2004), **Tawana McDonald** (2002), **Kenya Robinson** (2001) and **Itoro Umoh-Coleman** (2001).

The leading scorer and rebounder on the Fever's first team, Kara Wolters played just one season in Indiana.

ALL-TIME ROSTER

ALL-TIME ROSTER BY UNIFORM NUMBERS

(Listed chronologically by uniform number)

- 0 Shannon Bobbitt, Olympia Scott
 1 Shavonte Zellous, Khadijah Whittington
 2 Leigh Aziz
 3 K.B. Sharp, Chantel Tremiere
 4 Doneeka Lewis, Coquese Washington, Beverly Williams
 5 Tangela Smith, Sherrill Baker, Deanna Jackson, Danielle McCulley
 6 Jackie Moore
 7 Erica White, Ann Strother, Jurgita Streimikyte
 8 Tammy Sutton-Brown, Kelly Miller
 10 Jené Morris, LaToya Bond, Gordana Grubin
 11 Texlin Quinney, Kelly Schumacher (2002-05)
 12 Natalie Williams
 13 Erin Phillips, Linda Fröhlich, Zuzi Klimesova, Kenya Robinson, Alessandra Santos de Oliveira
 14 Shay Murphy, Coretta Brown
 15 Nikki McCray, Tan White
 20 Briann January, Kelly Schumacher (2001)
 21 Joy Cheek, Tamecka Dixon, Allison Feaster, Yolanda Paige, Monica Maxwell
 22 Allie Quigley, La'Tangela Atkinson, Stephanie White
 23 Katie Douglas, Charlotte Smith, Rita Williams
 24 Tamika Catchings
 25 Itoro Umoh-Coleman
 27 Katryna Gaither
 30 Anna DeForge, Kate Starbird
 31 Jessica Moore
 32 Jeanette Pohlen, Ebony Hoffman (2005-present), Bridget Pettis
 33 Yolanda Griffith, Niele Ivey, Usha Gilmore
 34 Christina Wirth, Sonja Henning, Ebony Hoffman (2004)
 35 Kasha Terry
 40 Tawana McDonald
 41 Tully Bevilaqua
 42 Jenni Benningfield, Nadine Malcolm
 43 Shyra Ely, Alison Bales, Alicia Thompson
 44 Vicki Hall, Kristen Mann, Astou Ndiaye-Diatta
 45 Angie Braziel
 50 Jessica Davenport, Donna Harrington, Bernadette Ngoyisa
 52 Kristen Rasmussen, Kara Wolters
 55 Sheri Sam
 91 Tamika Whitmore

ALL-TIME ROSTER BY U.S. COLLEGES

(Listed alphabetically by school)

- Alabama-Birmingham Deanna Jackson
 Arizona State Briann January
 Auburn Chantel Tremiere
 Cincinnati K.B. Sharp
 Clemson Itoro Umoh-Coleman
 Connecticut Jessica Moore, Kelly Schumacher, Ann Strother, Rita Williams, Kara Wolters
 DePaul Allie Quigley
 Duke Alison Bales, Joy Cheek
 Florida Bridget Pettis
 Florida Atlantic Yolanda Griffith
 Georgia Sherrill Baker, Tawana McDonald, Kelly Miller
 Georgia Tech Kasha Terry
 Harvard Allison Feaster
 Iowa Tangela Smith
 Kansas Tamecka Dixon
 Long Beach State Jackie Moore
 Louisiana State Doneeka Lewis, Erica White
 Louisiana Tech Monica Maxwell
 Memphis State Tamika Whitmore
 Michigan State Kristen Rasmussen
 Mississippi State Tan White
 Missouri LaToya Bond
 Nebraska Anna DeForge
 New Orleans Kenya Robinson
 North Carolina La'Tangela Atkinson, Coretta Brown, Charlotte Smith
 NC State Khadijah Whittington
 Notre Dame Katryna Gaither, Niele Ivey, Coquese Washington
 Ohio State Jessica Davenport
 Old Dominion Donna Harrington
 Pittsburgh Shavonte Zellous
 Providence Nadine Malcolm
 Purdue Katie Douglas, Stephanie White
 Rutgers Usha Gilmore, Tammy Sutton-Brown
 San Diego State Jené Morris
 Seton Hall Texlin Quinney
 Southern California Ebony Hoffman, Shay Murphy
 Southern Nazarene Astou Ndiaye-Diatta
 Stanford Sonja Henning, Jeanette Pohlen, Olympia Scott, Kate Starbird
 Syracuse Leigh Aziz
 Tennessee Shannon Bobbitt, Tamika Catchings, Shyra Ely, Nikki McCray
 Texas Vicki Hall, Beverly Williams
 Texas Tech Angie Braziel, Alicia Thompson
 UCLA Natalie Williams
 UC Santa Barbara Kristen Mann
 UNLV Linda Fröhlich
 Vanderbilt Jenni Benningfield, Zuzi Klimesova, Sheri Sam, Christina Wirth
 West Virginia Yolanda Paige
 Western Kentucky Danielle McCulley

Only two players, Ebony Hoffman and Kelly Schumacher, have ever switched uniform numbers during their Fever careers.

HONOR ROLL

FEVER ALL-TIME AWARD WINNERS

WNBA TOP 15 PLAYERS OF ALL-TIME

2011 Tamika Catchings

WNBA ALL-DECADE TEAM

2006 Tamika Catchings

WNBA MOST VALUABLE PLAYER

2011 Tamika Catchings

ALL-WNBA TEAM

2011 Tamika Catchings (1st team)

2010 Tamika Catchings (1st team)

2010 Katie Douglas (2nd team)

2009 Tamika Catchings (1st team)

2009 Katie Douglas (2nd team)

2007 Tamika Catchings (2nd team)

2006 Tamika Catchings (1st team)

2005 Tamika Catchings (2nd team)

2004 Tamika Catchings (2nd team)

2003 Tamika Catchings (1st team)

2002 Tamika Catchings (1st team)

WNBA ALL-DEFENSE TEAM

2011 Tamika Catchings (1st team)

2011 Katie Douglas (2nd team)

2010 Tamika Catchings (1st team)

2010 Tully Bevilaqua (2nd team)

2010 Katie Douglas (2nd team)

2009 Tamika Catchings (1st team)

2009 Tully Bevilaqua (1st team)

2008 Tully Bevilaqua (1st team)

2008 Tamika Catchings (1st team)

2007 Tamika Catchings (1st team)

2007 Tully Bevilaqua (2nd team)

2006 Tully Bevilaqua (1st team)

2006 Tamika Catchings (1st team)

2005 Tully Bevilaqua (1st team)

2005 Tamika Catchings (1st team)

WNBA DEFENSIVE PLAYER OF THE YEAR

2010 Tamika Catchings

2009 Tamika Catchings

2006 Tamika Catchings

2005 Tamika Catchings

WNBA MOST IMPROVED PLAYER

2008 Ebony Hoffman

2004 * Kelly Miller

Co-recipient with Connecticut's Wendy Palmer*WNBA ROOKIE OF THE YEAR**

2002 Tamika Catchings

KIM PERROT SPORTSMANSHIP AWARD

2010 Tamika Catchings

2007 Tully Bevilaqua

DAWN STALEY LEADERSHIP AWARD

2007 Tamika Catchings

WNBA COMMUNITY ASSISTANT AWARD

July 2011 Tamika Catchings

August 2010 Katie Douglas

July 2006 Tamika Catchings

Offseason 2005-06 Olympia Scott

July 2005 Tamika Catchings

Offseason 2004-05 Ebony Hoffman

August 2004 Natalie Williams

June 2004 Tamika Catchings

Offseason 2003-04 Niele Ivey

August 2003 Tamika Catchings

June 2003 Nikki McCray

Offseason 2002-03 Kelly Schumacher

August 2002 Tamika Catchings

Offseason 2001-02 Tamika Catchings

WNBA EASTERN CONFERENCE PLAYER OF THE MONTH

July 2010 Tamika Catchings

WNBA EASTERN CONFERENCE PLAYER OF THE WEEK

June 13, 2011 Katie Douglas

August 9, 2010 Tamika Catchings

July 18, 2010 Tamika Catchings

August 10, 2009 Katie Douglas

August 3, 2009 Katie Douglas

July 6, 2009 Tammy Sutton-Brown

June 29, 2009 Tamika Catchings

September 15, 2008 Tammy Sutton-Brown

June 2, 2008 Katie Douglas

July 9, 2007 Tamika Catchings

June 11, 2007 Tamika Catchings

WNBA PLAYER OF THE WEEK

July 24, 2006 Tamika Catchings

July 18, 2005 Tamika Catchings

June 20, 2005 Tamika Catchings

August 22, 2005 Tamika Catchings

June 21, 2004 Tamika Catchings

June 7, 2004 Tamika Catchings

June 30, 2003 Tamika Catchings

August 12, 2002 Tamika Catchings

June 3, 2002 Tamika Catchings

SEVEN CONSECUTIVE WNBA PLAYOFF APPEARANCES
HONOR ROLL

WNBA ALL-STAR GAME APPEARANCES

Date	Player	Role	Min	FG-A	3P-A	FT-A	OFF	DEF	TOT	A	PF	ST	TO	BLK	PTS	Site
7/16/01	Rita Williams	Reserve	9	0-2	0-2	0-0	0	0	0	1	0	0	0	0	0	Orlando, Fla. (TD Waterhouse Centre)
7/15/02	Tamika Catchings	Starter	21	4-12	2-5	2-2	3	6	9	1	3	1	1	4	12	Washington, D.C. (MCI Center)
7/12/03	Tamika Catchings	Starter	30	6-15	4-6	1-2	2	2	4	2	4	2	5	0	17*	New York, N.Y. (Madison Square Garden)
7/12/03	Natalie Williams	Reserve	22	3-5	0-0	0-0	7	4	11*	1	1	3	1	0	6	
7/9/05	Tamika Catchings	+Starter	24	7-11	0-2	4-5	2	4	6	2	3	2	1	0	18	New York, N.Y. (Madison Square Garden)
7/12/06	Tamika Catchings Tamika Whitmore	+Starter Reserve	DNP-Injured 17:32	4-8	1-2	0-0	2	2	4	0	0	1	5	2	9	New York, N.Y. (Madison Square Garden)
7/15/07	Tamika Catchings Anna DeForge Tammy Sutton-Brown	Starter Starter Reserve	27:17 13:14 10:11	5-14 1-5 0-1	1-4 0-1 0-0	4-4 0-0 0-0	4 0 0	7 0 3	11 0 3	7 1 0	3 0 3	1 0 0	1 0 3	0 0 0	15	Washington, D.C. (Verizon Center)
7/25/09	Tamika Catchings Katie Douglas Lin Dunn	+Starter Starter Head Coach	18:19 22:01	3-10 4-11	0-3 3-9	1-2 0-0	1 1	3 2	4 3	5 5	0 1	0 1	2 2	1 2	7 11	Uncasville, Conn. (Mohegan Sun Arena)
7/10/10	Tamika Catchings, USA #Katie Douglas, WNBA	+Starter +Starter	5:39 24:06	1-3 6-15	1-1 2-8	0-0 1-2	0 0	1 2	1 2	4 2	0 0	1 3	0 2	0 0	3 15	Uncasville, Conn. (Mohegan Sun Arena)
7/23/11	Tamika Catchings Katie Douglas	+Starter Starter	19:11 19:11	4-10 5-8	1-4 3-6	2-2 2-2	0 0	4 3	4 3	2 2	3 0	3 2	1 1	1 1	11 15	San Antonio, Texas (AT&T Center)

++ Most votes in WNBA

+ Most votes in Eastern Conference

* All-Star Game Leader

Champion, 3-point shooting competition

• The 2010 All-Star showcase was billed as "Stars at the Sun," in a USA vs. WNBA format designed to serve as a training competition for USA Basketball, prior to the 2010 World Championships. Fan balloting determined guaranteed participants in the game. Tamika Catchings represented USA Basketball. Katie Douglas played for the WNBA.

• No All-Star Game was conducted in 2008, due to a tightened schedule to accommodate the 2008 Olympics in Beijing, China.

• No All-Star Game was conducted in 2004. Natalie Williams represented the WNBA as part of a WNBA Select Team vs. Team USA exhibition at Radio City Music Hall in New York (Aug. 5, 2004). Tamika Catchings played for Team USA as part of training prior to the 2004 Olympics.

Katie Douglas won the 2010 WNBA 3-point shooting competition to become the first Fever player to win a WNBA skills competition.

HONOR ROLL



In 2009, Fever coach Lin Dunn became the first Indiana coach named to lead the Eastern Conference All-Star Team. She was joined at the All-Star Game, played at Mohegan Sun Arena in Uncasville, Conn., by assistant coaches Gary Kloppenburg (left) and Jim Lewis (right) and trainer Craig Stull (not pictured). Representing the Fever on the team were All-Star starters Tamika Catchings (24) and Katie Douglas (23). Both Fever starters were selected by fan balloting. Catchings was the league's top overall vote-getter.

Lin Dunn was the first Fever coach ever named to lead the Eastern Conference All-Star Team.



presented by
Community Health Network

Fever
BASKETBALL.com

ATLANTA DREAM

225 Peachtree Street NE, Suite 2400
 Atlanta, GA 30303
 Tel: (877) 977-7729
 Fax: (678) 510-7489
 Season Ticket Information: (877) 977-7729
 www.AtlantaDream.net

TEAM DIRECTORY

Owners Dream Too LLC
(Mary Brock and Kelly Loeffler)
 Chief Executive Officer Pete Canalicchio
 General Manager & Head Coach Marynell Meadors
 Assistant Coaches Joe Ciampi, Fred Williams
 Director of Basketball Operations Sue Panek
 Athletic Trainer Kim Moseley
 Senior Director of Marketing & Communications Tonya Alleyne
 Tel.: (678) 510-7397
 tonya.alleyne@atlantadream.net
 Additional PR Contact Sprague Paynter
 Tel.: (678) 510-7396
 sprague.paynter@atlantadream.net

QUICK FACTS

Conference Eastern
 Arena Philips Arena (10,160)
 Colors Dream Blue, Red
 Flagship Radio TBD
 TV FOX Sports South/Sports South

TEAM HISTORY

Franchise Evolution Atlanta Dream, 2008 to present
 Franchise Record 61-75 (.446)
 Franchise Playoff Record 8-9
 WNBA Titles 0
 2011 Record 20-14, 2nd in East
 2011 Playoffs WNBA Finals
 defeated Connecticut, 2-0; defeated Indiana, 2-1;
 lost to Minnesota, 3-0

2012 SCHEDULE VS. FEVER

5/19 at Indiana 7:00 p.m.
 5/27 at Atlanta 3:00 p.m.
 6/26 at Atlanta 12:00 p.m.
 8/18 at Indiana 7:00 p.m.
 9/5 at Atlanta 7:00 p.m.
 All times ET

SERIES RECORD

Overall Fever 8, Dream 8
 At Indiana Fever 6, Dream 3
 At Atlanta Fever 2, Dream 5
 Playoffs Fever 1, Dream 2
 At Indiana Fever 1, Dream 1
 At Atlanta Fever 0, Dream 1

REGULAR SEASON SERIES HIGHS

FEVER TEAM

Most Points 95 at Indiana, 8/6/10
 Fewest Points 62 at Atlanta, 8/16/10
 Largest Victory 19 at Indiana (89-70), 7/16/10

DREAM TEAM

Most Points 93 at Indiana, 9/11/11
 93 at Indiana, 8/6/10
 Fewest Points 66 at Atlanta, 5/16/10
 Largest Victory 16 at Atlanta (90-74), 8/1/10

FEVER INDIVIDUAL

Points 30, Katie Douglas at Indiana 9/11/11
 30, Tamika Catchings at Indiana, 6/16/10
 Rebounds 14, Ebony Hoffman at Indiana, 8/30/08
 Assists 7, Katie Douglas at Atlanta, 6/13/08

DREAM INDIVIDUAL

Points 32, Angel McCoughtry at Indiana, 9/11/11
 Rebounds 20, Sancho Lyttle at Indiana, 6/19/10
 Assists 7, Kristin Haynie at Indiana, 7/16/08
 7, Angel McCoughtry at Atlanta, 8/1/10
 7, Shalee Lehning at Atlanta, 8/1/10



Angel McCoughtry scored 31 points and Tamika Catchings had 30 in a 95-93 Fever victory on Aug. 6, 2010.

SEVEN CONSECUTIVE WNBA PLAYOFF APPEARANCES
ATLANTA DREAM

ALL-TIME SERIES RESULTS (8-8, 1-2)

Date	Site	W/L	Score
6/13/08	ATL	W	76-67
7/16/08	IND	L	77-81
8/30/08	IND	W	87-72
9/8/08	ATL	W	81-77
6/6/09	ATL	L	86-87 2OT
7/5/09	IND	W	78-74
7/17/09	IND	W	84-79
5/16/10	ATL	L	62-66
6/19/10	IND	W	94-91
7/16/10	IND	W	89-70
8/1/10	ATL	L	74-90
8/6/10	IND	W	95-93
7/19/11	ATL	L	74-84
8/27/11	IND	L	80-86
8/30/11	ATL	L	90-92
9/11/11	IND	L	88-93

PLAYOFFS

9/22/11	IND	W	82-74
9/25/11	ATL	L	77-94
9/27/11	IND	L	67-83

2011 SEASON SERIES (0-4) INDIANA FEVER VS. ATLANTA

PLAYER	G-GS	MIN	FG-A	PCT	3FG-A	PCT	FT-A	PCT	OFF	DEF	TOT	AST	PF-DQ	STL	TO	BLK	PTS	AVG	HI
Catchings	3-3	98	21-48	.438	3-12	.250	19-22	.864	4	14	18	9	10-0	7	8	1	64	21.3	22
Douglas	4-4	125	23-49	.469	7-18	.389	10-11	.909	3	10	13	14	11-0	3	10	2	63	15.8	30
Phillips	3-3	97	18-37	.486	4-8	.500	7-7	1.000	2	7	9	8	8-0	1	6	0	47	15.7	21
Smith	4-3	76	16-31	.516	5-10	.500	3-4	.750	3	8	11	4	14-1	1	5	2	40	10.0	15
Davenport	4-0	85	17-33	.515	0-1	.000	5-9	.556	7	17	24	1	11-0	2	4	6	39	9.8	15
Zellous	4-2	91	8-20	.400	1-2	.500	16-20	.800	4	15	19	10	14-0	3	11	5	33	8.3	11
Sutton-Brown	4-4	95	10-23	.435	0-1	.000	5-8	.625	8	11	19	0	13-0	4	3	4	25	6.3	9
Pohlen	4-0	55	4-9	.444	1-5	.200	0-0	.000	0	2	2	5	6-0	1	4	0	9	2.3	9
Bobbitt	4-1	52	2-9	.222	0-3	.000	2-2	1.000	2	2	4	8	5-0	2	4	0	6	1.5	6
Ely	4-0	26	3-12	.250	0-3	.000	0-0	.000	2	3	5	1	4-0	1	2	0	6	1.5	2
FEVER	4	800	122-271	.450	21-63	.333	67-83	.807	35	89	124	60	96-1	25	58	20	332	83.0	90
DREAM	4	800	132-279	.473	9-29	.310	82-116	.707	44	96	140	63	75-0	45	48	25	355	88.8	93

2011 SEASON SERIES (4-0) ATLANTA DREAM VS. INDIANA

PLAYER	G-GS	MIN	FG-A	PCT	3FG-A	PCT	FT-A	PCT	OFF	DEF	TOT	AST	PF-DQ	STL	TO	BLK	PTS	AVG	HI
McCoughtry	4-4	105	31-63	.492	4-9	.444	29-34	.853	4	14	18	6	12-0	11	8	6	95	23.8	32
Harding	4-4	140	25-44	.568	1-3	.333	9-14	.643	1	16	17	16	5-0	4	8	2	60	15.0	19
de Souza	4-4	102	15-29	.517	0-0	.000	12-16	.750	8	19	27	4	10-0	9	5	9	42	10.5	15
Price	4-4	105	14-21	.667	0-1	.000	10-16	.625	3	5	8	13	11-0	5	4	0	38	9.5	16
Lyttle	3-3	86	11-25	.440	0-0	.000	6-10	.600	7	21	28	9	7-0	7	5	1	28	9.3	14
Castro Marques	4-0	79	12-42	.286	2-9	.222	9-14	.643	3	0	3	6	8-0	2	6	0	35	8.8	11
Bales	4-1	73	10-17	.588	1-2	.500	3-6	.500	6	12	18	2	6-0	3	2	4	24	6.0	15
C. Miller	3-0	41	7-19	.368	0-2	.000	1-2	.500	1	3	4	4	5-0	2	1	1	15	5.0	8
Lehning	1-0	12	1-1	1.000	1-1	1.000	0-0	.000	1	1	2	2	1-0	0	4	0	3	3.0	3
Paris	4-0	40	5-11	.455	0-0	.000	1-2	.500	7	4	11	1	8-0	1	2	2	11	2.8	6
Irvin	3-0	17	1-7	.143	0-2	.000	2-2	1.000	3	1	4	0	2-0	1	0	0	4	1.3	4
DREAM	4	800	132-279	.473	9-29	.310	82-116	.707	44	96	140	63	75-0	45	48	25	355	88.8	93
FEVER	4	800	122-271	.450	21-63	.333	67-83	.807	35	89	124	60	96-1	25	58	20	332	83.0	90

Former Fever center Alison Bales, traded to the Dream on July 4, 2008, has played on both sides of the IND-ATL series.

CHICAGO SKY

5500 W Howard St.

Skokie, IL 60077

Tel: (312) 994-5984

Fax: (312) 828-9979

Ticket Information: (877) 329-9622

www.ChicagoSky.net

TEAM DIRECTORY

Principle Owner	Michael Alter
Chairman & Minority Owner	Margaret Stender
President & CEO	Adam Fox
General Manager & Head Coach	Pokey Chatman
Assistant Coaches	Jeff House and Christie Sides
Athletic Trainer	Natalie Meckstroth
Director of Basketball Operations/ Strength & Conditioning Coach	Ann Crosby
Director of Media Relations	Will Steinberg
.....	Tel.: (312) 994-5984
.....	wsteinberg@chicagosky.net
Additional PR Contact	Michelle Henstock
.....	Tel.: (312) 994-5981
.....	mhenstock@chicagosky.net

QUICK FACTS

Conference	Eastern
Arena	Allstate Arena (7,000; expandable to 18,500)
Colors	Light Blue, Yellow and White
Flagship Radio	none
TV	CN 1000

TEAM HISTORY

Franchise Evolution	Chicago Sky, 2006 to present
Franchise Record	75-129 (.368)
Franchise Playoff Record	0-0
WNBA Titles	0
2011 Record	14-20, 5th in East
2011 Playoffs	did not qualify

2012 SCHEDULE VS. FEVER

5/25	at Chicago	8:30 p.m.
6/16	at Indiana	7:00 p.m.
6/27	at Chicago	12:30 p.m.
7/7	at Indiana	7:00 p.m.
9/1	at Indiana	7:00 p.m.

All times ET

SERIES RECORD

Overall	Fever 19, Sky 5
At Indiana	Fever 11, Sky 1
At Chicago	Fever 8, Sky 4

REGULAR SEASON SERIES HIGHS

FEVER TEAM

Most Points	92 at Chicago, 01, 5/22/10
Fewest Points	58 at Chicago, 7/6/10
Largest Victory	29 at Chicago (83-54), 7/10/09

SKY TEAM

Most Points	88 at Chicago, 8/7/11
Fewest Points	51 at Chicago, 7/6/10
Largest Victory	19 at Chicago (88-69), 8/7/11

FEVER INDIVIDUAL

Points	28, Tamika Catchings at Chicago, 01, 5/22/10
Rebounds	13, Tamika Catchings at Indiana, 7/18/07
Assists	11, Tamika Catchings at Indiana, 7/8/07

SKY INDIVIDUAL

Points	26, Chastity Melvin at Chicago, 201, 8/7/07
.....	Sylvia Fowles at Chicago 7/6/10
Rebounds	20, Candice Dupree at Chicago, 201, 8/7/07
Assists	8, Jia Perkins at Chicago, 7/22/08



Indiana won all five meetings of the I-65 series in 2010.

SEVEN CONSECUTIVE WNBA PLAYOFF APPEARANCES
CHICAGO SKY

ALL-TIME SERIES RESULTS (19-5)

Date	Site	W/L	Score	Date	Site	W/L	Score
5/26/06	CHI	W	75-60	7/10/09	CHI	W	83-54
6/21/06	IND	W	77-55	7/15/09	IND	W	84-74
7/30/06	CHI	W	69-64	8/5/09	IND	W	76-67
8/13/06	IND	L	73-80	9/10/09	CHI	L	79-86
7/8/07	IND	W	86-70	5/22/10	CHI	W	92-86 OT
7/18/07	IND	W	75-74	5/23/10	IND	W	69-61
7/21/07	CHI	L	65-68	6/27/10	CHI	W	70-64
8/7/07	CHI	W	75-70 2OT	7/6/10	CHI	W	58-51
				7/27/10	IND	W	78-74
7/2/08	IND	W	74-67				
7/12/08	IND	W	66-57	6/4/11	IND	W	65-57
7/22/08	CHI	L	60-68	7/21/11	IND	W	77-63
				8/7/11	CHI	L	69-88
				9/4/11	CHI	W	88-80

2011 SEASON SERIES (3-1) INDIANA FEVER VS. CHICAGO

PLAYER	G-GS	MIN	FG-A	PCT	3FG-A	PCT	FT-A	PCT	OFF	DEF	TOT	AST	PF-DQ	STL	TO	BLK	PTS	AVG	HI
Douglas	4-4	119	22-48	.458	8-13	.615	7-11	.636	6	18	24	16	5-0	4	8	1	59	14.8	19
Catchings	4-4	125	16-41	.390	2-9	.222	19-22	.864	8	17	25	17	8-0	8	8	2	53	13.3	17
Davenport	4-0	68	16-31	.516	0-0	.000	11-14	.786	6	9	15	4	8-0	1	4	2	43	10.8	20
Smith	4-4	114	16-37	.432	9-21	.429	2-2	1.000	4	8	12	5	15-0	4	5	2	43	10.8	16
Phillips	4-3	75	12-20	.600	5-7	.714	4-4	1.000	2	9	11	6	4-0	4	6	0	33	8.3	16
Bobbitt	4-0	62	8-20	.400	2-5	.400	0-0	.000	1	3	4	5	7-0	4	6	0	18	4.5	8
Sutton-Brown	4-4	91	5-14	.357	0-0	.000	6-7	.857	3	8	11	3	5-0	10	5	10	16	4.0	6
Pohlen	4-0	49	6-10	.600	2-5	.400	0-0	.000	1	2	3	2	2-0	2	2	0	14	3.5	8
Ely	4-0	41	5-11	.455	0-2	.000	2-4	.500	3	7	10	0	5-0	0	3	0	12	3.0	6
January	1-1	30	0-11	.000	0-3	.000	3-6	.500	0	1	1	4	3-0	4	3	0	3	3.0	3
Zellous	4-0	26	2-11	.182	1-5	.200	0-0	.000	1	6	7	5	5-0	0	1	0	5	1.3	5
FEVER	4	800	108-254	.425	29-70	.414	54-70	.771	35	88	123	67	67-0	41	56	17	299	74.8	88
SKY	4	800	103-236	.436	23-53	.434	59-79	.747	32	95	127	68	73-0	28	71	20	288	72.0	88

2011 SEASON SERIES (1-3) CHICAGO SKY VS. INDIANA

PLAYER	G-GS	MIN	FG-A	PCT	3FG-A	PCT	FT-A	PCT	OFF	DEF	TOT	AST	PF-DQ	STL	TO	BLK	PTS	AVG	HI
Murphy	1-0	22	6-11	.545	3-4	.750	6-7	.857	4	2	6	1	2-0	3	2	0	21	21.0	21
Fowles	4-4	136	27-38	.711	0-0	.000	13-23	.565	10	19	29	4	9-0	2	13	4	67	16.8	21
Prince	4-3	120	20-48	.417	9-18	.500	13-14	.929	2	6	8	13	9-0	10	7	3	62	15.5	21
Young	4-3	103	14-33	.424	0-2	.000	5-6	.833	2	15	17	5	12-0	4	11	0	33	8.3	12
Kraayeveld	4-1	67	8-23	.348	6-12	.500	2-2	1.000	4	9	13	5	3-0	1	3	0	24	6.0	12
Thorn	4-1	81	8-23	.348	3-10	.300	5-5	1.000	2	6	8	15	1-0	2	7	0	24	6.0	15
Vandersloot	4-2	83	4-17	.235	1-5	.200	7-10	.700	2	7	9	12	10-0	1	8	3	16	4.0	7
Canty	3-2	45	4-19	.211	1-2	.500	1-4	.250	0	3	3	6	10-0	2	3	2	10	3.3	4
Snow	4-3	70	4-10	.400	0-0	.000	5-6	.833	3	17	20	3	8-0	1	11	4	13	3.3	6
Swords	4-1	39	5-7	.714	0-0	.000	2-2	1.000	2	4	6	0	3-0	1	3	1	12	3.0	8
Wisdom-Hylton	4-0	34	3-7	.429	0-0	.000	0-0	.000	1	7	8	4	6-0	1	0	3	6	1.5	4
SKY	4	800	103-236	.436	23-53	.434	59-79	.747	32	95	127	68	73-0	28	71	20	288	72.0	88
FEVER	4	800	108-254	.425	29-70	.414	54-70	.771	35	88	123	67	67-0	41	56	17	299	74.8	88

The Fever is 11-1 against the Sky at Bankers Life Fieldhouse.

CONNECTICUT SUN

1 Mohegan Sun Blvd.
 Uncasville, CT 06382
 Tel: (860) 862-4000
 Fax: (860) 862-4010

Ticket Information: (877) 786-8499
 www.ConnecticutSun.com

TEAM DIRECTORY

Owner The Mohegan Tribe
 Vice President and General Manager Christopher Sienko
 Head Coach Mike Thibault
 Assistant Coaches Scott Hawk, Bernadette Mattox
 Head Athletic Trainer Jeremy Norman
 Media Relations Manager Bill Tavares
 Tel.: (860) 862-4073
 btavares@connecticutsun.com
 Additional PR Contact Jen Hildebrand
 Tel.: (860) 862-4087
 jhildebrand@connecticutsun.com

QUICK FACTS

Conference Eastern
 Arena Mohegan Sun Arena (9,518)
 Colors Navy Blue, Red, Gold, Orange
 TV TBD

TEAM HISTORY

Franchise Evolution Orlando Miracle 1999-2002;
 Connecticut Sun 2003-present
 Franchise Record 241-193 (.555)
 Franchise Playoff Record 18-18 (.500)
 WNBA Titles 0
 2011 Record 21-13, 1st in East
 2011 Playoffs Eastern Conference Semifinals
 lost to Atlanta 2-0

2012 SCHEDULE VS. FEVER

6/8 at Indiana 7:00 p.m.
 6/19 at Connecticut 7:00 p.m.
 6/21 at Indiana 7:00 p.m.
 9/19 at Connecticut 7:00 p.m.
All times ET

SERIES RECORD

Overall Fever 18, Sun 26
 At Indiana Fever 10, Sun 12
 At Orlando Fever 2, Sun 3
 At Connecticut Fever 6, Sun 11
 Playoffs Fever 2, Sun 3
 At Indiana Fever 2, Sun 1
 At Connecticut Fever 0, Sun 2

REGULAR SEASON SERIES HIGHS

FEVER TEAM

Most Points 94 at Connecticut, 6/26/03
 94 at Indiana, 7/30/09
 Fewest Points 55 at Connecticut, 9/2/11
 55 at Connecticut, 7/26/05
 55 at Connecticut, 8/3/03
 Largest Victory 29 at Connecticut (75-46), 5/27/08

SUN TEAM

Most Points 95 at Connecticut, 9/13/09
 Fewest Points 46 at Connecticut, 5/27/08
 Largest Victory 28 at Connecticut (83-55), 9/2/11

FEVER INDIVIDUAL

Points 32, Tamika Catchings at Indiana, 8/7/02
 32, Katie Douglas at Indiana, 7/30/09
 Rebounds 16, Tamika Catchings at Connecticut, 6/26/03
 Assists 11, Coquese Washington at Indiana, 8/7/02

SUN INDIVIDUAL

Points 32, Nykesha Sales at Indiana, 8/15/07
 Rebounds 16, Tina Charles at Connecticut, 9/2/11
 Assists 10, Lindsay Whalen at Connecticut, 07, 7/6/04
 10, Shannon Johnson at Indiana, 6/20/03
 10, Shannon Johnson at Indiana, 6/3/00



CONNECTICUT SUN

ALL-TIME SERIES RESULTS (18-26, 2-3)

Date	Site	W/L	Score	Date	Site	W/L	Score	
6/3/00	IND	L	82-88	6/22/07	IND	L	74-78	
6/17/00	ORL	W	79-54	6/29/07	CON	L	67-72	
7/6/00	ORL	L	60-72	8/4/07	CON	L	59-84	
6/18/01	IND	L	65-72	8/15/07	IND	L	74-77	
7/13/01	IND	W	74-60	5/27/08	CON	W	75-46	
8/14/01	ORL	L	72-78	7/5/08	IND	W	81-74	
6/11/02	ORL	W	75-69	8/28/08	IND	L	58-84	
7/3/02	ORL	L	71-79 OT	7/2/09	IND	W	67-53	
8/7/02	IND	W	70-63	7/19/09	CON	L	61-67	
6/20/03	IND	W	84-74	7/30/09	IND	W	94-85	
6/26/03	CON	W	94-90 2OT	9/13/09	CON	L	85-95	
8/3/03	CON	L	55-66	6/11/10	CON	L	77-86	
8/25/03	IND	L	62-72	6/13/10	IND	W	77-67	
6/22/04	IND	L	58-63	7/14/10	IND	L	68-77	
7/6/04	CON	L	77-79 OT	8/15/10	CON	W	79-66	
7/11/04	IND	L	61-65	6/25/11	IND	W	75-70	
9/19/04	CON	L	60-80	7/13/11	IND	W	90-78	
7/13/05	IND	W	64-53	7/17/11	CON	L	71-76	
7/26/05	CON	L	55-68	7/28/11	CON	W	69-58	
8/6/05	IND	L	65-74	9/2/11	CON	L	55-83	
8/23/05	CON	W	69-63	PLAYOFFS				
7/1/06	IND	L	66-76	8/8/05	IND	L	68-73	
8/9/06	IND	L	63-71	8/10/05	CON	L	67-77 OT	
8/11/06	CON	W	87-68	8/23/07	CON	L	88-93 3OT	
				8/25/07	IND	W	78-59	
				8/27/07	IND	W	93-88 OT	

2011 SEASON SERIES (3-2) INDIANA FEVER VS. CONNECTICUT

PLAYER	G-GS	MIN	FG-A	PCT	3FG-A	PCT	FT-A	PCT	OFF	DEF	TOT	AST	PF-DQ	STL	TO	BLK	PTS	AVG	HI
Catchings	5-5	155	20-53	.377	6-15	.400	25-28	.893	9	37	46	19	8-0	11	3	71	14.2	18	
Douglas	4-4	117	22-48	.458	8-17	.471	1-4	.250	3	12	15	9	5-0	5	6	0	53	13.3	20
January	1-1	30	4-7	.571	2-4	.500	0-0	.000	0	4	4	3	3-0	1	3	0	10	10.0	10
Davenport	5-3	115	19-54	.352	0-0	.000	11-15	.733	13	13	26	3	8-0	7	10	2	49	9.8	14
Phillips	5-4	100	13-26	.500	4-9	.444	5-7	.714	2	11	13	13	8-0	6	3	0	35	7.0	13
Sutton-Brown	5-2	79	12-24	.500	0-0	.000	5-7	.714	8	8	16	3	10-0	5	4	0	29	5.8	12
Ely	5-0	76	11-31	.355	3-9	.333	2-2	1.000	5	14	19	4	10-0	2	5	2	27	5.4	10
Zellous	5-0	69	7-18	.389	2-5	.400	8-11	.727	4	7	11	3	16-1	0	6	1	24	4.8	9
Smith	5-5	111	8-37	.216	4-15	.267	2-4	.500	2	11	13	13	11-0	3	11	2	22	4.4	10
Pohlen	5-1	76	8-17	.471	5-8	.625	0-0	.000	2	13	15	6	4-0	2	3	0	21	4.2	10
Bobbitt	5-0	71	7-21	.333	3-7	.286	3-4	.750	3	6	9	10	6-0	7	11	0	19	3.8	13
FEVER	5	1000	131-336	.390	36-89	.404	62-82	.756	51	136	187	86	89-1	48	78	10	360	72.0	90
SUN	5	1000	132-325	.406	32-93	.344	69-85	.812	38	141	179	84	76-0	36	74	20	365	73.0	83

2011 SEASON SERIES (2-3) CONNECTICUT SUN VS. INDIANA

PLAYER	G-GS	MIN	FG-A	PCT	3FG-A	PCT	FT-A	PCT	OFF	DEF	TOT	AST	PF-DQ	STL	TO	BLK	PTS	AVG	HI
Charles	5-5	161	26-62	.419	0-0	.000	16-21	.762	19	43	62	16	14-0	6	14	10	68	13.6	18
McCray	5-3	102	17-35	.486	11-21	.524	9-10	.900	3	12	15	10	5-0	3	8	1	54	10.8	22
Montgomery	5-5	143	18-57	.316	5-29	.172	12-15	.800	1	11	12	24	8-0	9	12	1	53	10.6	19
Jones	5-5	130	24-52	.462	0-0	.000	0-0	.000	6	27	33	7	12-0	3	10	3	48	9.6	18
Lawson	5-2	118	14-36	.389	8-21	.381	9-10	.900	0	6	6	10	5-0	2	10	0	45	9.0	12
White	5-0	84	10-26	.385	6-13	.462	10-10	1.000	1	11	12	3	10-0	5	5	1	36	7.2	17
Greene	5-5	125	13-25	.520	2-6	.333	5-8	.625	4	16	20	9	7-0	1	6	1	33	6.6	9
Breland	2-0	20	2-8	.250	0-0	.000	2-2	1.000	1	2	3	2	1-0	1	0	1	6	3.0	6
Moore	4-0	34	4-8	.500	0-0	.000	1-2	.500	1	4	5	2	1-0	1	1	0	9	2.3	5
Walker	2-0	11	1-4	.250	0-0	.000	2-2	1.000	1	1	2	0	1-0	0	0	0	4	2.0	2
Griffin	5-0	67	3-13	.231	0-0	.000	3-5	.600	2	10	12	3	12-0	4	4	3	9	1.8	6
Hightower	4-0	25	2-7	.286	0-3	.000	2-2	1.000	0	0	0	0	1-0	2	0	0	6	1.5	4
SUN	5	1000	132-325	.406	32-93	.344	69-85	.812	38	141	179	84	76-0	36	74	20	365	73.0	83
FEVER	5	1000	131-336	.390	36-89	.404	62-82	.756	51	136	187	86	89-1	48	78	10	360	72.0	90

Current Fever star Katie Douglas holds the Connecticut single-season record for 3-point field goals (73 in 2006).

2012 INDIANA FEVER MEDIA GUIDE
LOS ANGELES SPARKS

865 S. Figueroa St., Suite 104
 Los Angeles, CA 90017
 Tel: (213) 929-1300
 Fax: (213) 929-1325
 Ticket Information: (877) 44-SPARKS
 www.LASparks.com

TEAM DIRECTORY

Majority Investor	Williams Group Holdings LLC
CEO	Paula Williams Madison
President	Mike Levy
Vice President & General Manager	Penny Toler
Head Coach	Carol Ross
Assistant Coaches	Sandy Brondello and Jim Lewis
Athletic Trainer	Courtney Watson
Director of Communications	Shawn Trondsen
.....	Tel.: (213)929-1313
.....	strondsen@la-sparks.com
Additional PR Contact.....	TBD

QUICK FACTS

Conference.....	Western
Arena	Staples Center (13,141)
Colors	Purple, Teal & Yellow
Flagship Radio	None
TV	KDOC & Time Warner Cable SoCal 101

TEAM HISTORY

Franchise Evolution	Los Angeles Sparks, 1997 to present
Franchise Record.....	294-198 (.598)
Franchise Playoff Record	30-24 (.556)
WNBA Titles	2 (2001, 2002)
2011 Record.....	15-19, 5th in West
2011 Playoffs	did not qualify

2012 SCHEDULE VS. FEVER

7/12	at Indiana	7:00 p.m.
8/21	at Los Angeles	10:30 p.m.

All times ET

SERIES RECORD

Overall	Fever 8, Sparks 13
At Indiana.....	Fever 6, Sparks 4
At Los Angeles	Fever 2, Sparks 9

REGULAR SEASON SERIES HIGHS

FEVER TEAM

Most Points	98 at Indiana, 7/31/11
Fewest Points	51 at Los Angeles, 7/19/04
Largest Victory.....	35 at Indiana (98-63), 7/31/11

SPARKS TEAM

Most Points	82 at Indiana, 6/28/00
.....	82 at Los Angeles, 7/19/04
Fewest Points	56 at Los Angeles, 7/5/07
Largest Victory.....	31 at Los Angeles (82-51), 7/19/04

FEVER INDIVIDUAL

Points	29, Monica Maxwell at Indiana, 6/28/00
Rebounds	11, Tamika Catchings at Los Angeles, 8/10/10
.....	11, Ebony Hoffman at Indiana, 20T, 5/29/08
.....	11, Tamika Catchings at Los Angeles, 7/5/07
Assists	8, Coquese Washington at Los Angeles, 7/28/02

SPARKS INDIVIDUAL

Points	27, Mwadi Mabika at Indiana, 7/17/02
Rebounds	16, Candace Parker at Indiana, 20T, 5/29/08
Assists	11, Nikki Teasley at Los Angeles, 6/12/03



The Fever's double-overtime win on May 29, 2008 featured a WNBA-record 27 combined blocked shots between the teams.

SEVEN CONSECUTIVE WNBA PLAYOFF APPEARANCES
LOS ANGELES SPARKS

ALL-TIME SERIES RESULTS (8-13)

Date	Site	W/L	Score	Date	Site	W/L	Score
6/28/00	IND	L	73-82	7/7/06	LA	L	60-72
8/6/01	LA	L	66-81	7/22/06	IND	L	68-73
7/17/02	IND	L	58-73	5/24/07	IND	W	83-70
7/28/02	LA	L	62-80	7/5/07	LA	W	57-56
6/12/03	LA	L	66-74	5/29/08	IND	W	82-78 2OT
6/25/04	IND	W	71-67	6/22/08	LA	L	63-77
7/19/04	LA	L	51-82	6/12/09	IND	W	73-61
6/28/05	IND	L	58-61	8/10/09	LA	L	63-75
8/13/05	LA	L	59-69	7/22/10	IND	W	76-57
				8/10/10	LA	W	82-76
				7/31/11	IND	W	98-63
				8/18/11	LA	L	70-75

2011 SEASON SERIES (1-1) INDIANA FEVER VS. LOS ANGELES

PLAYER	G-GS	MIN	FG-A	PCT	3FG-A	PCT	FT-A	PCT	OFF	DEF	TOT	AST	PF-DQ	STL	TO	BLK	PTS	AVG	HI
Smith	2-2	52	11-20	.550	5-8	.625	2-2	1.000	2	13	15	6	6-1	2	2	1	29	14.5	15
Phillips	2-2	48	8-15	.533	2-5	.400	7-11	.636	0	6	6	7	4-0	4	2	0	25	12.5	16
Davenport	2-0	34	9-15	.600	0-0	.000	4-5	.800	1	7	8	2	2-0	4	3	2	22	11.0	16
Catchings	2-2	56	7-22	.318	2-6	.333	4-6	.667	5	12	17	9	3-0	1	2	0	20	10.0	16
Sutton-Brown	2-2	45	6-7	.857	0-0	.000	4-6	.667	2	4	6	1	4-0	1	3	1	16	8.0	9
Zellous	2-0	28	6-14	.429	1-3	.333	2-3	.667	2	2	4	5	5-0	2	1	0	15	7.5	13
Douglas	2-2	48	4-19	.211	3-9	.333	2-2	1.000	5	1	6	7	4-0	1	1	0	13	6.5	7
Pohlen	2-0	30	4-7	.571	2-5	.400	0-0	.000	1	2	3	0	1-0	0	2	0	10	5.0	10
Bobbitt	2-0	33	3-8	.375	3-6	.500	0-0	.000	0	2	2	5	1-0	0	3	0	9	4.5	9
Ely	2-0	26	4-8	.500	1-4	.250	0-0	.000	1	3	4	0	3-0	1	0	1	9	4.5	9
FEVER	2	400	62-135	.459	19-46	.413	25-35	.714	19	52	71	42	33-1	16	21	5	168	84.0	98
SPARKS	2	400	47-118	.398	11-35	.314	33-44	.750	15	49	64	31	34-0	13	29	4	138	69.0	75

2011 SEASON SERIES (1-1) LOS ANGELES SPARKS VS. INDIANA

PLAYER	G-GS	MIN	FG-A	PCT	3FG-A	PCT	FT-A	PCT	OFF	DEF	TOT	AST	PF-DQ	STL	TO	BLK	PTS	AVG	HI
Parker	1-1	40	5-11	.455	1-3	.333	7-12	.583	0	6	6	5	1-0	0	2	1	18	18.0	18
Hoffman	2-1	50	10-19	.526	4-8	.500	10-10	1.000	2	11	13	4	5-0	2	3	1	34	17.0	21
Lacy	2-0	47	6-14	.429	0-0	.000	4-8	.500	2	4	6	5	3-0	5	0	0	16	8.0	9
Quinn	2-1	43	7-12	.583	2-4	.500	0-0	.000	1	4	5	2	5-0	2	2	0	16	8.0	11
Lavender	2-0	27	5-10	.500	0-0	.000	2-2	1.000	2	1	3	0	1-0	1	1	2	12	6.0	12
Milton-Jones	2-2	40	4-16	.250	0-6	.000	4-4	1.000	1	4	5	3	4-0	0	3	0	12	6.0	8
Thompson	2-2	35	4-13	.308	1-4	.250	2-2	1.000	5	6	11	4	4-0	0	5	0	11	5.5	7
O'Hea	2-1	48	2-7	.286	1-5	.200	2-4	.500	1	5	6	2	3-0	0	3	0	7	3.5	4
Penicheiro	2-1	32	1-5	.200	1-2	.500	2-2	1.000	1	3	4	4	3-0	0	3	0	5	2.5	3
Toliver	2-1	27	2-7	.286	0-2	.000	0-0	.000	0	2	2	2	4-0	3	4	0	4	2.0	2
Pringle	2-0	11	1-4	.250	1-1	1.000	0-0	.000	0	3	3	0	1-0	0	2	0	3	1.5	3
SPARKS	2	400	47-118	.398	11-35	.314	33-44	.750	15	49	64	31	34-0	13	29	4	138	69.0	75
FEVER	2	400	62-135	.459	19-46	.413	25-35	.714	19	52	71	42	33-1	16	21	5	168	84.0	98

Indiana has won five straight meetings against the Sparks at Bankers Life Fieldhouse.

MINNESOTA LYNX

600 First Avenue North
 Minneapolis, MN 55403
 Tel: (612) 673-1600
 Fax: (612) 673-8407
 Ticket Information: (612) 673-8400
 www.LynxBasketball.com

TEAM DIRECTORY

Owner Glen Taylor
 Chief Executive Officer Rob Moor
 President Chris Wright
 Chief Operating Officer Conrad Smith
 Executive Vice President Roger Griffith
 Head Coach Cheryl Reeve
 Assistant Coaches Jim Peterson and Shelley Patterson
 Head Athletic Trainer Chuck Barta
 Director of Public Relations Alex King
 Tel.: (612) 673-1632
 king@lynxbasketball.com
 Additional PR Contact Aaron Seehusen
 Tel.: (612) 673-1602
 seehusen@lynxbasketball.com

QUICK FACTS

Conference Western
 Arena Target Center (9,181)
 Colors Blue, Green, Silver, Light Blue and Red
 Flagship Radio KLCI 106.1 FM
 TV FOX Sports North

TEAM HISTORY

Franchise Evolution Minnesota Lynx, 1999 to present
 Franchise Record 192-242 (.442)
 Franchise Playoff Record 8-5 (.615)
 WNBA Titles 1 (2011)
 2011 Record 27-7, 1st in West
 2011 Playoffs WNBA Champions
 defeated San Antonio, 2-1; defeated Phoenix 2-0
 defeated Atlanta 3-0

2012 SCHEDULE VS. FEVER

9/14 at Indiana 7:00 p.m.
 9/17 at Minnesota 7:00 p.m.
 All times ET

SERIES RECORD

Overall Fever 12, Lynx 10
 At Indiana Fever 6, Lynx 5
 At Minnesota Fever 6, Lynx 5

REGULAR SEASON SERIES HIGHS

FEVER TEAM

Most Points 91 at Minnesota, 8/13/09
 Fewest Points 45 at Minnesota, 7/19/05
 Largest Victory 38 at Minnesota (89-51), 6/6/10

LYNX TEAM

Most Points 96 at Indiana, 6/7/09
 Fewest Points 51 at Minnesota, 6/6/10
 Largest Victory 22 at Indiana (96-74), 6/7/09

FEVER INDIVIDUAL

Points 27, Tamika Catchings at Minnesota, 6/6/10
 Rebounds 14, Tamika Catchings at Indiana, OT, 8/22/10
 Assists 9, Tamika Catchings at Indiana, 7/24/08

LYNX INDIVIDUAL

Points 31, Seimone Augustus at Minnesota, 6/2/06
 Rebounds 16, Nicky Anosike at Minnesota, 8/13/09
 Assists 8, Nicole Ohlde at Minnesota, 6/2/06
 8, Helen Darling at Indiana, 7/8/04
 8, Teresa Edwards at Indiana, 7/26/03
 8, Betty Lennox at Minnesota, 8/6/00



Indiana set a franchise record for victory margin, June 6, 2010, when the Fever downed the Lynx 89-51 at Target Center.

SEVEN CONSECUTIVE WNBA PLAYOFF APPEARANCES

MINNESOTA LYNX

ALL-TIME SERIES RESULTS (12-10)

Date	Site	W/L	Score	Date	Site	W/L	Score
8/6/00	MIN	L	75-80	6/2/06	MIN	L	87-92
				8/3/06	IND	W	69-59
6/12/01	MIN	W	65-60				
6/16/01	IND	W	67-65	5/19/07	IND	W	83-64
				5/29/07	MIN	W	89-75
7/26/02	IND	W	73-63				
				7/24/08	IND	L	80-84 OT
6/21/03	MIN	L	58-66	9/9/08	MIN	L	76-86
7/26/03	IND	L	65-70				
				6/7/09	IND	L	74-96
7/8/04	IND	W	58-56	8/13/09	MIN	W	91-81
9/3/04	MIN	W	69-61				
				6/6/10	MIN	W	89-51
6/24/05	IND	W	57-55	8/22/10	IND	L	79-83 OT
7/19/05	MIN	L	45-66				
				6/26/11	MIN	W	78-75
				7/15/11	IND	L	70-80

2011 SEASON SERIES (1-1) INDIANA FEVER VS. MINNESOTA

PLAYER	G-GS	MIN	FG-A	PCT	3FG-A	PCT	FT-A	PCT	OFF	DEF	TOT	AST	PF-DQ	STL	TO	BLK	PTS	AVG	HI
Catchings	2-2	66	13-28	.464	3-9	.333	10-10	1.000	3	8	11	3	5-0	2	2	1	39	19.5	22
Douglas	2-2	66	13-25	.520	4-12	.333	2-4	.500	1	9	10	5	2-0	5	7	1	32	16.0	22
Davenport	2-2	43	8-14	.571	0-0	.000	5-6	.833	2	6	8	1	3-0	3	4	2	21	10.5	13
Pohlen	2-0	44	5-9	.556	4-7	.571	2-2	1.000	0	2	2	4	1-0	2	0	1	16	8.0	10
Phillips	2-1	36	5-15	.333	1-4	.250	0-0	.000	2	3	5	3	7-0	1	2	0	11	5.5	11
January	1-1	31	1-6	.167	1-2	.500	2-2	1.000	0	1	1	4	2-0	0	1	0	5	5.0	5
Sutton-Brown	2-0	36	2-7	.286	0-1	.000	6-8	.750	3	1	4	2	3-0	0	2	2	10	5.0	7
Zellous	2-0	31	1-6	.167	1-5	.200	2-2	1.000	0	4	4	5	7-0	0	1	1	5	2.5	5
Smith	2-2	21	1-4	.250	0-1	.000	2-2	1.000	1	3	4	2	4-0	1	3	0	4	2.0	2
Bobblitt	2-0	13	1-3	.333	1-2	.500	0-0	.000	1	0	1	2	1-0	0	1	0	3	1.5	3
Ely	2-0	14	1-3	.333	0-0	.000	0-0	.000	0	2	2	0	1-0	0	2	0	2	1.0	2
FEVER	2	400	51-120	.425	15-43	.349	31-36	.861	13	39	52	31	36-0	14	29	8	148	74.0	78
LYNX	2	400	63-141	.447	8-19	.421	21-31	.677	32	45	77	35	35-0	12	29	8	155	77.5	80

2011 SEASON SERIES (1-1) MINNESOTA LYNX VS. INDIANA

PLAYER	G-GS	MIN	FG-A	PCT	3FG-A	PCT	FT-A	PCT	OFF	DEF	TOT	AST	PF-DQ	STL	TO	BLK	PTS	AVG	HI
Moore	2-2	62	15-30	.500	4-8	.500	5-6	.833	5	6	11	5	6-0	1	6	1	39	19.5	21
Brunson	2-2	63	14-22	.636	0-0	.000	0-0	.000	9	10	19	3	8-0	1	3	1	28	14.0	20
Whalen	2-2	62	9-20	.450	2-5	.400	8-10	.800	2	5	7	11	4-0	3	4	1	28	14.0	16
Augustus	2-2	60	9-26	.346	2-4	.500	2-4	.500	0	4	4	5	3-0	1	4	1	22	11.0	12
McWillia-Franklin	2-2	64	7-20	.350	0-0	.000	0-0	.000	8	9	17	5	5-0	2	4	3	14	7.0	10
Adair	2-0	18	4-7	.571	0-0	.000	5-9	.556	6	1	7	0	4-0	2	2	1	13	6.5	7
Wright	2-0	25	3-6	.500	0-0	.000	0-0	.000	0	3	3	2	0-0	1	3	0	6	3.0	4
Wiggins	2-0	22	1-5	.200	0-2	.000	1-2	.500	0	5	5	2	2-0	0	1	0	3	1.5	3
Houston	2-0	4	1-3	.333	0-0	.000	0-0	.000	2	1	3	0	1-0	0	0	0	2	1.0	2
Harris	2-0	11	0-2	.000	0-0	.000	0-0	.000	0	0	0	2	1-0	0	0	0	0	0.0	0
Hornbuckle	1-0	9	0-0	.000	0-0	.000	0-0	.000	0	1	1	0	1-0	1	2	0	0	0.0	0
LYNX	2	400	63-141	.447	8-19	.421	21-31	.677	32	45	77	35	35-0	12	29	8	155	77.5	80
FEVER	2	400	51-120	.425	15-43	.349	31-36	.861	13	39	52	31	36-0	14	29	8	148	74.0	78

The Lynx and Fever both set series scoring highs on each other's home courts in 2009.

NEW YORK LIBERTY

Two Pennsylvania Plaza, 14th Floor
 New York, NY 10121
 Tel: (212) 564-9622
 Fax: (212) 465-6250
 Ticket Information: (212) 564-WNBA
 www.NYLiberty.com

TEAM DIRECTORY

Owner & Executive Chairman, MSG James L. Dolan
 President & Chief Executive Officer, MSG Hank Ratner
 President, MSG Sports Scott O'Neill
 General Manager & Head Coach John Whisenant
 Assistant General Manager Jill Culbertson
 Assistant Coaches Monique Ambers and Norm Ellenberger
 Athletic Trainer Laura Ramus
 Vice President, Communications, MSG Sports Stacey Escudero
 Tel: (212) 465-5902
 stacey.escudero@thegarden.com
 Additional PR Contact Alyson Furch
 Tel.: (212) 465-6263
 alyson.furch@msg.com

QUICK FACTS

Conference Eastern
 Arena Prudential Center/Newark, N.J. (18,500)
 Colors Black, Seafoam Green, Light Blue, Orange and White
 TV MSG Network

TEAM HISTORY

Franchise Evolution New York Liberty, 1997 to present
 Franchise Record 264-228 (.537)
 Franchise Playoff Record 24-29 (.453)
 WNBA Titles 0
 2011 Record 19-15, 3rd in East
 2011 Playoffs Eastern Conference Semifinals
 lost to Indiana, 2-1

2012 SCHEDULE VS. FEVER

6/2 at Indiana 7:00 p.m.
 6/3 at New York 6:00 p.m.
 7/10 at Indiana 12:00 p.m.
 8/30 at New York 7:00 p.m.
All times ET

SERIES RECORD

Overall Fever 26, Liberty 17
 At Indiana Fever 15, Liberty 6
 At New York Fever 11, Liberty 11
 Playoffs Fever 6, Liberty 5
 At Indiana Fever 5, Liberty 0
 At New York Fever 1, Liberty 5

REGULAR SEASON SERIES HIGHS

FEVER TEAM

Most Points 96 at New York, 30T, 6/26/08
 Fewest Points 55 at New York, 6/25/02
 Largest Victory 33 at New York (77-44), 8/8/06

LIBERTY TEAM

Most Points 102 at New York, 30T, 6/26/08
 Fewest Points 44 at New York, 8/8/06
 Largest Victory 19 at New York (74-55), 6/25/02

FEVER INDIVIDUAL

Points 32, Tamika Catchings at Indiana, 8/13/11
 32, Tamika Catchings at New York, 8/22/03
 32, Tamika Catchings at Indiana, 6/8/02
 Rebounds 15, Tammy Sutton-Brown at New York, 6/26/08
 Assists 9, Tamika Catchings at Indiana, 6/5/10

LIBERTY INDIVIDUAL

Points 40, Cappie Pondexter at New York, 0T, 7/18/10
 Rebounds 14, Tari Phillips at New York, 7/9/01
 Assists 12, Teresa Weatherspoon at New York, 6/30/00



Tamika Catchings has scored 32 points against the Liberty on three separate occasions.

SEVEN CONSECUTIVE WNBA PLAYOFF APPEARANCES
NEW YORK LIBERTY

ALL-TIME SERIES RESULTS (26-17, 6-5)

Date	Site	W/L	Score	Date	Site	W/L	
6/10/00	IND	L	62-70	6/18/08	IND	W	83-69
6/23/00	IND	L	60-69	6/26/08	NY	L	96-102 3OT
6/30/00	NY	L	70-72	7/19/08	** NY	W	71-55
6/2/01	NY	L	58-75	9/11/08	IND	W	74-59
7/8/01	IND	L	56-58	6/26/09	NY	W	82-81 OT
7/9/01	NY	L	65-72	6/27/09	IND	W	63-54
6/8/02	IND	W	71-62	9/8/09	NY	W	69-63
6/25/02	NY	L	55-74	6/5/10	IND	W	78-73
7/19/02	IND	L	62-70	7/18/10	NY	W	84-81 OT
6/7/03	IND	W	86-66	8/3/10	IND	L	72-82
7/10/03	IND	W	76-69	8/17/10	NY	L	57-78
7/20/03	NY	L	65-73	6/10/11	IND	L	80-81
8/22/03	NY	W	64-51	6/11/11	NY	W	86-80
5/21/04	IND	W	69-67	8/13/11	IND	W	82-71
6/11/04	NY	W	72-68	9/9/11	NY	L	75-83
6/19/04	IND	W	70-65	PLAYOFFS			
9/16/04	* NY	L	71-77 OT	8/16/02	IND	W	73-55
5/26/05	NY	W	67-59	8/18/02	NY	L	65-84
6/10/05	IND	W	62-59	8/20/02	NY	L	60-75
7/31/05	NY	L	53-67	8/30/05	NY	W	63-51
8/27/05	IND	W	75-50	9/1/05	IND	W	58-50
5/30/06	IND	W	91-70	8/26/10	NY	L	73-85
6/13/06	NY	W	80-78 OT	8/29/10	IND	W	75-67
8/8/06	NY	W	77-44	9/1/10	NY	L	74-77
6/5/07	NY	L	67-78	9/15/11	IND	W	74-72
6/10/07	IND	W	80-61	9/17/11	NY	L	72-87
6/24/07	NY	W	74-63	9/19/11	IND	W	72-62
7/12/07	IND	W	79-63				

* played at Radio City Music Hall

** Liberty Outdoor Classic played at Arthur Ashe Stadium, located in the
USTA Billie Jean King National Tennis Center

2011 SEASON SERIES (2-2) INDIANA FEVER VS. NEW YORK

PLAYER	G-GS	MIN	FG-A	PCT	3FG-A	PCT	FT-A	PCT	OFF	DEF	TOT	AST	PF-DQ	STL	TO	BLK	PTS	AVG	HI
Catchings	4-4	127	22-42	.524	3-11	.273	26-28	.929	3	11	14	11	13-0	10	17	3	73	18.3	32
Douglas	4-4	138	28-53	.528	11-29	.379	3-7	.429	4	8	12	13	5-0	2	10	2	70	17.5	27
January	2-2	62	8-14	.571	1-3	.333	6-8	.750	1	1	2	5	5-0	2	10	0	23	11.5	13
Bobbitt	2-1	48	7-10	.700	5-6	.833	2-2	1.000	0	4	4	9	1-0	4	3	0	21	10.5	16
Smith	4-4	90	12-25	.480	4-10	.400	8-9	.889	6	8	14	4	4-0	2	4	2	36	9.0	10
Davenport	4-0	70	12-18	.667	0-1	.000	4-8	.500	7	12	19	0	5-0	2	4	4	28	7.0	9
Phillips	3-1	70	4-17	.235	2-8	.250	8-8	1.000	2	8	10	11	5-0	1	7	0	18	6.0	11
Zellous	3-0	36	7-15	.467	2-6	.333	2-3	.667	1	4	5	6	7-0	2	3	2	18	6.0	9
Pohlen	4-0	46	6-15	.400	5-9	.556	0-0	.000	0	3	3	3	5-0	2	2	0	17	4.3	14
Sutton-Brown	4-4	90	4-13	.308	0-1	.000	7-11	.636	5	8	13	3	9-0	2	6	3	15	3.8	6
Ely	4-0	22	2-4	.500	0-0	.000	0-0	.000	1	3	4	1	2-0	0	2	1	4	1.0	2
FEVER	4	800	112-226	.496	33-84	.393	66-84	.786	30	70	100	66	61-0	29	77	17	323	80.8	86
LIBERTY	4	800	124-260	.477	22-58	.379	45-53	.849	44	72	116	62	82-0	36	73	10	315	78.8	83

2011 SEASON SERIES (2-2) NEW YORK LIBERTY VS. INDIANA

PLAYER	G-GS	MIN	FG-A	PCT	3FG-A	PCT	FT-A	PCT	OFF	DEF	TOT	AST	PF-DQ	STL	TO	BLK	PTS	AVG	HI
Pondexter	4-4	130	30-63	.476	8-20	.400	8-10	.800	6	11	17	16	11-0	3	17	3	76	19.0	30
Carson	4-2	96	24-45	.533	6-11	.545	11-12	.917	5	7	12	5	9-0	5	5	1	65	16.3	23
Pierson	4-4	117	20-39	.513	0-0	.000	9-9	1.000	10	8	18	7	15-0	8	14	1	49	12.3	16
Vaughn	4-4	112	14-21	.667	0-0	.000	7-8	.875	11	19	30	8	9-0	5	7	2	35	8.8	15
Powell	4-4	100	15-34	.441	3-13	.231	0-0	.000	1	9	10	12	8-0	6	9	0	33	8.3	13
Braxton	2-0	20	5-7	.714	0-0	.000	0-0	.000	0	3	3	0	3-0	1	4	0	10	5.0	6
Hollingsworth	4-0	50	4-10	.400	0-0	.000	6-8	.750	4	9	13	0	7-0	2	3	0	14	3.5	6
Spencer	2-0	22	3-5	.600	1-3	.333	0-0	.000	2	0	2	1	2-0	0	0	0	7	3.5	7
Breland	2-0	20	2-8	.250	0-0	.000	2-2	1.000	1	2	3	2	1-0	1	0	1	6	3.0	6
Mitchell	4-2	95	4-12	.333	4-10	.400	0-0	.000	1	2	3	9	10-0	4	6	0	12	3.0	6
Montgomery	4-0	33	3-15	.200	0-1	.000	2-4	.500	3	2	5	2	7-0	1	3	2	8	2.0	3
Phillips	2-0	13	1-2	.500	0-0	.000	2-4	.500	1	0	1	0	2-0	0	1	1	4	2.0	4
Colson	2-0	4	0-1	.000	0-0	.000	0-0	.000	0	0	0	0	0-0	0	1	0	0	0.0	0
LIBERTY	4	800	124-260	.477	22-58	.379	45-53	.849	44	72	116	62	82-0	36	73	10	315	78.8	83
FEVER	4	800	112-226	.496	33-84	.393	66-84	.786	30	70	100	66	61-0	29	77	17	323	80.8	86

The Indiana vs. N.Y. series has played at three high-profile NYC venues: Radio City Music Hall, Arthur Ashe Stadium & MSG.

PHOENIX MERCURY

201 East Jefferson Street
 Phoenix, AZ 85004
 Tel: (602) 514-8333
 Fax: (602) 379-7540
 Ticket Information: (602) 252-WNBA
 www.phoenixmercury.com

TEAM DIRECTORY

Managing Partner..... Robert Sarver
 President & Chief Operating Officer Amber Cox
 Vice President Ann Meyers Drysdale
 General Manager & Head Coach Corey Gaines
 Assistant Coach Julie Hairgrove, Earl Cureton
 Athletic Trainer Tamara Poole
 Strength & Conditioning Coach Pro Advantage Training
 Communications Manager Bret Burchard
 Tel.: (602) 514-8344
 bburchar@phoenixmercury.com
 Additional PR Contact..... Lesley Factor
 Tel: (602) 514-8370
 lfactor@phoenixmercury.com

QUICK FACTS

Conference..... Western
 Arena US Airways Center (10,200)
 Colors Orange, Purple and Gray
 TV FOX Sports Arizona

TEAM HISTORY

Franchise Evolution Phoenix Mercury, 1997 to present
 Franchise Record..... 249-243 (.506)
 Franchise Playoff Record 21-17 (.553)
 WNBA Titles 2 (2007, 2009)
 2011 Record..... 19-15, 3rd in West
 2011 Playoffs Western Conference Finals
 defeated Phoenix, 2-1; lost to Minnesota, 2-0

2012 SCHEDULE VS. FEVER

8/25 at Phoenix 10:00 p.m.
 9/9 at Indiana 6:00 p.m.
 All times ET

SERIES RECORD

Overall Fever 14, Mercury 7
 At Indiana Fever 8, Mercury 3
 At Phoenix Fever 6, Mercury 4
 Playoffs..... Fever 2, Mercury 3
 At Indiana Fever 1, Mercury 1
 At Phoenix Fever 1, Mercury 2

REGULAR SEASON SERIES HIGHS

FEVER TEAM
 Most Points 110 at Indiana, 8/13/10
 Fewest Points 56 at Phoenix, 7/24/04
 Largest Victory..... 22 at Phoenix (104-82), 8/8/10

MERCURY TEAM
 Most Points 106 at Indiana, 9/2/09
 Fewest Points 56 at Phoenix, 8/14/05
 56 at Phoenix, 7/31/02
 Largest Victory..... 16 at Indiana (106-90), 9/2/09

FEVER INDIVIDUAL
 Points 29, Tamika Catchings at Indiana, 8/13/10
 Rebounds 15, Tamika Catchings at Indiana, 6/15/07
 Assists 9, Rita Williams at Indiana, 7/1/01

MERCURY INDIVIDUAL
 Points 32, Diana Taurasi at Phoenix, OT, 6/10/11
 Rebounds 18, Candice Dupree at Phoenix, OT, 6/10/11
 Assists 8, Kelly Miller, 6/15/07



SEVEN CONSECUTIVE WNBA PLAYOFF APPEARANCES
PHOENIX MERCURY

ALL-TIME SERIES RESULTS (14-7, 2-3)

Date	Site	W/L	Score	Date	Site	W/L	Score
7/8/00	IND	L	65-66	7/27/08	PHO	W	88-84
7/26/00	PHO	L	65-79	9/14/08	IND	W	103-89
7/1/01	IND	W	86-78	8/8/09	PHO	W	90-83
7/31/02	PHO	W	58-56	9/2/09	IND	L	90-106
7/2/03	IND	W	79-65	8/8/10	PHO	W	104-82
7/3/04	IND	W	61-60	8/13/10	IND	W	110-90
7/24/04	PHO	L	56-71	6/19/11	PHO	L	89-93 OT
				6/28/11	IND	W	91-86
5/24/05	IND	W	83-76	PLAYOFFS			
8/14/05	PHO	W	62-56	9/29/09	PHO	L	116-120 OT
				10/1/09	PHO	W	93-84
6/23/06	PHO	W	83-73	10/4/09	IND	W	86-85
7/18/06	IND	W	71-65	10/7/09	IND	L	77-90
				10/9/09	PHO	L	86-94
6/15/07	IND	L	78-89				
7/29/07	PHO	L	75-80				

2011 SEASON SERIES (1-1) INDIANA FEVER VS. PHOENIX

PLAYER	G-GS	MIN	FG-A	PCT	3FG-A	PCT	FT-A	PCT	OFF	DEF	TOT	AST	PF-DQ	STL	TO	BLK	PTS	AVG	HI
Davenport	2-1	50	18-26	.692	0-0	.000	9-14	.643	4	6	10	0	9-1	2	4	4	45	22.5	25
Catchings	2-2	72	11-26	.423	2-6	.333	7-8	.875	8	12	20	10	6-0	6	4	4	31	15.5	17
Douglas	2-2	44	10-20	.500	6-12	.500	3-4	.750	1	3	4	6	2-0	2	3	0	29	14.5	26
Pohlen	2-0	61	5-10	.500	5-8	.625	2-3	.667	1	1	2	1	4-0	0	1	0	17	8.5	17
January	2-2	52	5-14	.357	0-2	.000	3-3	1.000	2	2	4	12	8-0	3	8	0	13	6.5	7
Bobbitt	2-0	30	3-8	.375	1-3	.333	5-6	.833	0	4	4	7	1-0	0	1	0	12	6.0	7
Sutton-Brown	2-1	26	4-7	.571	0-0	.000	3-5	.600	3	6	9	1	3-0	1	1	5	11	5.5	8
Smith	2-2	41	3-18	.167	2-7	.286	2-2	1.000	3	5	8	3	7-0	2	0	0	10	5.0	8
Phillips	1-0	15	1-6	.167	0-2	.000	1-1	1.000	0	1	1	1	0-0	1	1	0	3	3.0	3
Ely	2-0	17	2-5	.400	0-0	.000	1-2	.500	2	4	6	0	4-0	0	3	0	5	2.5	5
Zellous	2-0	16	2-4	.500	0-0	.000	0-0	.000	0	0	0	1	2-0	0	0	0	4	2.0	4
FEVER	2	425	64-144	.444	16-40	.400	36-48	.750	24	44	68	42	46-1	17	30	13	180	90.0	91
MERCURY	2	425	65-144	.451	12-42	.286	37-52	.712	24	49	73	40	42-1	15	32	8	179	89.5	93

2011 SEASON SERIES (1-1) PHOENIX MERCURY VS. INDIANA

PLAYER	G-GS	MIN	FG-A	PCT	3FG-A	PCT	FT-A	PCT	OFF	DEF	TOT	AST	PF-DQ	STL	TO	BLK	PTS	AVG	HI
Taurasi	2-2	69	15-37	.405	5-18	.278	12-16	.750	1	5	6	3	7-0	0	8	1	47	23.5	32
Dupree	2-2	66	12-19	.632	0-2	.000	6-7	.857	12	12	24	2	4-0	3	3	3	30	15.0	21
Ferdinand-Harris	2-0	46	10-22	.455	4-6	.667	6-7	.857	2	1	3	4	3-0	1	2	0	30	15.0	17
Bonner	2-0	57	8-18	.444	1-4	.250	2-2	1.000	2	7	9	4	7-0	1	1	1	19	9.5	15
Taylor	2-2	59	7-23	.304	0-6	.000	2-4	.500	1	7	8	11	7-1	2	6	1	16	8.0	10
Braxton	2-2	34	6-10	.600	0-0	.000	3-9	.333	5	7	12	3	6-0	6	3	0	15	7.5	9
Johnson	1-1	29	1-4	.250	1-3	.333	4-4	1.000	0	1	1	3	2-0	1	2	0	7	7.0	7
Spencer	2-0	22	3-5	.600	1-3	.333	0-0	.000	2	0	2	1	2-0	0	0	0	7	3.5	7
Gray	2-0	28	2-6	.333	0-2	.000	1-2	.500	0	1	1	6	2-0	0	2	0	5	2.5	5
Sanford	2-0	13	2-3	.667	0-0	.000	1-1	1.000	1	5	6	3	2-0	0	2	2	5	2.5	5
Swanier	2-1	24	2-2	1.000	1-1	1.000	0-0	.000	0	3	3	1	2-0	1	3	0	5	2.5	5
Thomas	2-0	1	0-0	.000	0-0	.000	0-0	.000	0	0	0	0	0-0	0	0	0	0	0.0	0
MERCURY	2	425	65-144	.451	12-42	.286	37-52	.712	24	49	73	40	42-1	15	32	8	179	89.5	93
FEVER	2	425	64-144	.444	16-40	.400	36-48	.750	24	44	68	42	46-1	17	30	13	180	90.0	91

The Fever and Mercury played the highest scoring game in WNBA Playoffs history on Sept. 29, 2009 – PHO 120, IND 116.

2012 INDIANA FEVER MEDIA GUIDE
SAN ANTONIO SILVER STARS

One AT&T Center
 San Antonio, TX 78219
 Tel: (210) 444-5000
 Fax: (210) 444-5003
 Ticket Information: (210) 444-5090
 www.SASilverStars.com

TEAM DIRECTORY

Owner Spurs Sports & Entertainment
 Chairman & CEO Peter Holt
 Head Coach & General Manager Dan Hughes
 Assistant Coaches Vickie Johnson, Steve Shuman
 Athletic Trainer Tonya Holley
 PR Contact Lindsey Campbell
 Tel.: (210) 444-5738
 lcampbell@attcenter.com

QUICK FACTS

Conference Western
 Arena AT&T Center (9,839)
 Colors Silver and Black
 Flagship Radio Ticket 760 AM
 TV KMYS (My35)

TEAM HISTORY

Franchise Evolution San Antonio Silver Stars, established 2003;
 Utah Starzz, 1997 to 2002
 Franchise Record 219-273 (.445)
 Franchise Playoff Record 10-19 (.345)
 WNBA Titles 0
 2011 Record 18-16, 4th in West
 2011 Playoffs Western Conference Semifinals
 lost to Minnesota, 2-1

2012 SCHEDULE VS. FEVER

7/5 at Indiana 7:00 p.m.
 9/7 at San Antonio 8:00 p.m.
All times ET

SERIES RECORD

Overall Fever 11, Silver Stars 11
 At Indiana Fever 6, Silver Stars 5
 At Utah Fever 0, Silver Stars 3
 At San Antonio Fever 5, Silver Stars 3

REGULAR SEASON SERIES HIGHS

FEVER TEAM

Most Points 81 at Indiana, 8/9/11
 81 at Indiana, 7/23/03
 Fewest Points 53 at San Antonio, 6/11/08
 Largest Victory 34 at Indiana (81-57), 7/23/03

SILVER STARS TEAM

Most Points 84 at San Antonio, 7/23/09
 Fewest Points 47 at Indiana, 7/23/03
 Largest Victory 19 at San Antonio (84-65), 7/23/09

FEVER INDIVIDUAL

Points 31, Olympia Scott at Indiana, 7/10/02
 Rebounds 11, Tamika Catchings at Utah, 6/18/02
 11, Jurgita Streimikyte at Indiana, 7/18/01
 Assists 6, Briann January at San Antonio, 7/23/09
 6, Sheri Sam at Indiana, 07, 7/24/07
 6, Tamika Catchings at San Antonio, 8/11/05
 6, Kelly Miller at San Antonio, 6/1/04

SILVER STARS INDIVIDUAL

Points 29, Adrienne Goodson at Utah, 7/29/00
 Rebounds 15, Natalie Williams at Utah, 7/29/00
 Assists 10, Jennifer Azzi at Utah, 8/4/01



Indiana has won four of the past five games against San Antonio, entering the 2012 season.

SEVEN CONSECUTIVE WNBA PLAYOFF APPEARANCES
SAN ANTONIO SILVER STARS

ALL-TIME SERIES RESULTS (11-11)

Date	Site	W/L	Score	Date	Site	W/L	Score
7/29/00	UTA	L	71-79	5/23/06	SA	W	62-53
				8/5/06	IND	W	76-70
7/18/01	IND	L	57-61				
8/4/01	UTA	L	54-65	7/24/07	IND	L	63-71 OT
				8/17/07	SA	W	59-55
6/18/02	UTA	L	71-79				
7/10/02	IND	L	69-82	6/11/08	SA	L	53-64
				6/15/08	IND	L	60-70
7/23/03	IND	W	81-47				
				7/23/09	SA	L	65-84
6/1/04	SA	W	79-60	8/27/09	IND	W	77-66
9/10/04	IND	L	65-82				
				6/3/10	IND	W	79-57
7/21/05	IND	W	66-53	8/20/10	SA	L	61-75
8/11/05	SA	W	57-50				
				8/9/11	IND	W	81-68
				8/16/11	SA	W	65-63

2011 SEASON SERIES (2-0) INDIANA FEVER VS. SAN ANTONIO

PLAYER	G-GS	MIN	FG-A	PCT	3FG-A	PCT	FT-A	PCT	OFF	DEF	TOT	AST	PF-DQ	STL	TO	BLK	PTS	AVG	HI
Catchings	2-2	68	16-28	.571	4-6	.667	11-13	.846	2	9	11	5	2-0	4	4	6	47	23.5	26
Phillips	2-2	48	8-14	.571	3-7	.429	6-7	.857	2	4	6	2	2-0	4	6	0	25	12.5	18
Douglas	2-2	57	5-12	.417	1-3	.333	4-7	.571	2	4	6	3	3-0	5	8	0	15	7.5	13
Ely	2-0	39	5-12	.417	0-3	.000	5-6	.833	0	7	7	0	7-0	1	2	1	15	7.5	9
Bobbitt	2-0	34	3-14	.214	1-6	.167	4-4	1.000	2	5	7	1	3-0	2	2	0	11	5.5	9
Smith	2-2	28	4-11	.364	1-6	.167	1-1	1.000	0	4	4	2	3-0	0	0	1	10	5.0	7
Zellous	2-0	36	3-7	.429	0-0	.000	4-4	1.000	3	6	9	3	5-0	2	1	1	10	5.0	8
Sutton-Brown	2-2	40	3-9	.333	0-0	.000	2-2	1.000	5	4	9	2	5-0	4	4	2	8	4.0	8
Davenport	2-0	32	1-5	.200	0-0	.000	3-4	.750	1	9	10	0	8-0	1	7	1	5	2.5	3
Pohlen	2-0	17	0-2	.000	0-1	.000	0-0	.000	0	0	0	2	0-0	0	1	0	0	0.0	0
FEVER	2	400	48-114	.421	10-32	.313	40-48	.833	17	52	69	20	38-0	23	37	12	146	73.0	81
SILVER STARS	2	400	45-115	.391	8-32	.250	33-48	.688	16	46	62	29	44-0	20	33	8	131	65.5	68

2011 SEASON SERIES (0-2) SAN ANTONIO SILVER STARS VS. INDIANA

PLAYER	G-GS	MIN	FG-A	PCT	3FG-A	PCT	FT-A	PCT	OFF	DEF	TOT	AST	PF-DQ	STL	TO	BLK	PTS	AVG	HI
Hammon	2-2	65	6-18	.333	2-11	.182	11-12	.917	0	4	4	6	7-0	3	7	0	25	12.5	19
S. Robinson	2-2	43	7-18	.389	3-6	.500	5-7	.714	0	3	3	1	6-0	3	4	1	22	11.0	12
D. Robinson	2-0	54	8-13	.615	0-0	.000	5-6	.833	2	4	6	6	5-0	2	5	0	21	10.5	11
Young	2-2	72	7-20	.350	0-0	.000	6-15	.400	3	19	22	3	7-0	2	3	2	20	10.0	13
Riley	2-2	52	7-14	.500	0-1	.000	2-2	1.000	5	9	14	2	3-0	2	3	1	16	8.0	8
Perkins	2-0	41	4-18	.222	1-8	.125	3-4	.750	3	2	5	2	2-0	3	2	0	12	6.0	10
Bevilaqua	2-2	22	3-5	.600	0-1	.000	1-2	.500	1	1	2	5	4-0	0	3	1	7	3.5	4
Hodges	2-0	16	2-5	.400	2-5	.400	0-0	.000	1	1	2	0	1-0	0	1	0	6	3.0	6
Phillips	2-0	5	1-2	.500	0-0	.000	0-0	.000	0	0	0	0	1-0	0	0	1	2	1.0	2
Appel	2-0	31	0-2	.000	0-0	.000	0-0	.000	1	3	4	4	8-0	5	3	2	0	0.0	0
SILVER STARS	2	400	45-115	.391	8-32	.250	33-48	.688	16	46	62	29	44-0	20	33	8	131	65.5	68
FEVER	2	400	48-114	.421	10-32	.313	40-48	.833	17	52	69	20	38-0	23	37	12	146	73.0	81

Indiana has won five of its eight games played at San Antonio's AT&T Center.

SEATTLE STORM

3421 Thorndyke Ave. W.
 Seattle, WA 98119
 Tel: (206) 217-WNBA
 Fax: (206) 281-5817
 Ticket Information: (206) 217-WNBA
 www.StormBasketball.com

TEAM DIRECTORY

Owner Force 10 Hoops L.L.C.
 Chief Executive Officer Karen Bryant
 Head Coach & Director of Player Personnel..... Brian Agler
 Assistant Coaches Jenny Boucek, Nancy Darsch
 Head Athletic Trainer Tom Spencer
 Public Relations Manager..... Susan Reid
 Tel: (206) 272-2706
 sreid@stormbasketball.com
 Additional PR Contact..... Carrie Krueger
 Tel.: (206) 272-2638
 ckruieger@stormbasketball.com

QUICK FACTS

Conference..... Western
 Arena KeyArena at Seattle Center (9,686)
 Colors Green, Gold, Red and Bronze
 Flagship Radio KPTK 1090 AM
 TV KONG 6/16

TEAM HISTORY

Franchise Evolution Seattle Storm, 2000 to present
 Franchise Record..... 217-185 (.540)
 Franchise Playoff Record 18-16 (.529)
 WNBA Titles 2 (2004, 2010)
 2011 Record..... 21-13, 2nd in West
 2011 Playoffs Western Conference Semifinals
 lost to Phoenix, 2-1

2012 SCHEDULE VS. FEVER

8/23 at Seattle 10:00 p.m.
 9/12 at Indiana 7:00 p.m.
All times ET

SERIES RECORD

Overall Fever 9, Storm 13
 At Indiana Fever 8, Storm 3
 At Seattle Fever 1, Storm 10

REGULAR SEASON SERIES HIGHS

FEVER TEAM

Most Points 90 at Indiana, 6/13/07
 Fewest Points 51 at Seattle, 6/10/03
 51 at Seattle, 6/21/02
 Largest Victory 28 at Indiana (90-62), 6/13/07

STORM TEAM

Most Points 89 at Seattle, 7/27/07
 Fewest Points 45 at Indiana, 7/14/00
 Largest Victory 27 at Seattle (78-51), 6/10/03

FEVER INDIVIDUAL

Points 29, Katie Douglas at Seattle, 6/25/10
 Rebounds 14, Tamika Catchings at Seattle, 6/17/11
 Assists 7, Tamika Catchings at Seattle, 8/22/09
 7, Kelly Miller at Seattle, 6/4/05
 7, Tamika Catchings at Indiana, 6/28/03
 7, Tamika Catchings at Seattle, 6/21/02

STORM INDIVIDUAL

Points 28, Lauren Jackson at Seattle, 6/25/10
 Rebounds 15, Lauren Jackson at Seattle, 6/4/05
 Assists 11, Sue Bird at Indiana, 6/28/03



SEVEN CONSECUTIVE WNBA PLAYOFF APPEARANCES

SEATTLE STORM

ALL-TIME SERIES RESULTS (9-13)

Date	Site	W/L	Score	Date	Site	W/L	Score
7/14/00	IND	W	64-45	6/11/06	IND	W	69-62
8/1/00	SEA	L	60-66	7/9/06	SEA	W	74-62
6/4/01	IND	L	71-74	6/13/07	IND	W	90-62
6/21/02	SEA	L	51-63	7/27/07	SEA	L	75-89
6/10/03	SEA	L	51-78	6/20/08	SEA	L	70-78
6/28/03	IND	W	79-70	7/18/08	IND	L	59-65
7/22/04	SEA	L	54-59	6/9/09	IND	W	73-66
9/13/04	IND	L	70-76	8/22/09	SEA	L	60-74
6/4/05	SEA	L	77-83	6/17/10	IND	W	72-65
8/4/05	IND	W	78-68	6/25/10	SEA	L	81-85
				6/17/11	SEA	L	54-68
				7/5/11	IND	W	78-61

2011 SEASON SERIES (1-1) INDIANA FEVER VS. SEATTLE

PLAYER	G-GS	MIN	FG-A	PCT	3FG-A	PCT	FT-A	PCT	OFF	DEF	TOT	AST	PF-DQ	STL	TO	BLK	PTS	AVG	HI
Davenport	2-1	57	9-18	.500	0-0	.000	4-7	.571	1	8	9	4	4-0	2	4	10	22	11.0	15
Douglas	2-2	50	6-14	.429	3-5	.600	5-8	.625	1	8	9	3	2-0	2	1	0	20	10.0	11
Catchings	2-2	58	8-18	.444	1-5	.200	2-3	.667	7	13	20	3	4-0	5	4	1	19	9.5	11
Smith	2-2	46	5-16	.313	0-5	.000	6-6	1.000	1	2	3	3	4-0	1	3	1	16	8.0	10
Pohlen	2-0	47	5-10	.500	1-5	.200	3-3	1.000	3	4	7	1	3-0	0	3	2	14	7.0	9
Zellous	2-0	23	3-5	.600	0-1	.000	7-9	.778	1	1	2	3	0-0	0	1	0	13	6.5	8
Phillips	2-1	45	3-11	.273	0-3	.000	3-4	.750	0	5	5	7	5-0	3	3	0	9	4.5	7
Bobbitt	2-0	19	3-5	.600	2-2	1.000	0-0	.000	1	1	2	0	0-0	1	1	0	8	4.0	8
Sutton-Brown	2-1	24	2-7	.286	0-0	.000	3-4	.750	2	1	3	1	3-0	1	1	4	7	3.5	5
January	1-1	20	1-3	.333	0-2	.000	0-0	.000	1	0	1	3	5-0	1	0	0	2	2.0	2
Ely	2-0	12	0-2	.000	0-1	.000	2-4	.500	0	2	2	0	1-0	0	2	0	2	1.0	2
FEVER	2	400	45-109	.413	7-29	.241	35-48	.729	18	45	63	28	31-0	16	27	18	132	66.0	78
STORM	2	400	47-124	.379	13-45	.289	22-29	.759	23	45	68	34	41-0	12	31	5	129	64.5	68

2011 SEASON SERIES (1-1) SEATTLE STORM VS. INDIANA

PLAYER	G-GS	MIN	FG-A	PCT	3FG-A	PCT	FT-A	PCT	OFF	DEF	TOT	AST	PF-DQ	STL	TO	BLK	PTS	AVG	HI
Bird	2-2	68	12-22	.545	6-12	.500	3-3	1.000	0	4	4	9	3-0	2	5	0	33	16.5	21
Cash	2-2	68	9-23	.391	4-9	.444	5-8	.625	4	8	12	6	6-0	0	3	2	27	13.5	14
Jackson	1-1	30	2-11	.182	1-4	.250	4-5	.800	4	2	6	0	2-0	2	2	0	9	9.0	9
Willingham	2-1	43	7-16	.438	0-4	.000	4-4	1.000	8	7	15	2	3-0	3	4	1	18	9.0	10
Wright	2-2	56	6-17	.353	0-4	.000	1-1	1.000	2	5	7	8	8-0	1	7	0	13	6.5	7
Little	2-2	46	5-9	.556	0-0	.000	1-4	.250	2	8	10	2	9-0	1	3	2	11	5.5	6
Smith	2-0	51	3-16	.188	1-9	.111	2-2	1.000	0	6	6	4	3-0	2	2	0	9	4.5	6
Robinson	2-0	25	2-5	.400	0-1	.000	2-2	1.000	2	5	7	3	5-0	0	1	0	6	3.0	4
Snell	2-0	7	1-1	1.000	1-1	1.000	0-0	.000	1	0	1	0	1-0	0	1	0	3	1.5	3
Ibekwe	1-0	2	0-2	.000	0-0	.000	0-0	.000	0	0	0	0	0-0	0	0	0	0	0.0	0
Kobryn	1-0	3	0-2	.000	0-1	.000	0-0	.000	0	0	0	0	1-0	1	1	0	0	0.0	0
Thomas	2-0	1	0-0	.000	0-0	.000	0-0	.000	0	0	0	0	0-0	0	0	0	0	0.0	0
STORM	2	400	47-124	.379	13-45	.289	22-29	.759	23	45	68	34	41-0	12	31	5	129	64.5	68
FEVER	2	400	45-109	.413	7-29	.241	35-48	.729	18	45	63	28	31-0	16	27	18	132	66.0	78

Indiana's only road victory at Seattle came on July 9, 2006, 74-62. The Fever is 1-10 all-time at KeyArena.

TULSA SHOCK

Williams Center Tower One
 One West Third Street, Suite 1100
 Tulsa, OK 74103
 Tel: (918) 949-9700
 Fax: (918) 949-9797
 www.TulsaShock.net

TEAM DIRECTORY

Owners	Bill Cameron and David Box
President	Steve Swetoja
Head Coach	Gary Kloppenburg
Assistant Coach	Kathy McConnell-Miller and Jason Glover
Athletic Trainer	Allison Russell
Equipment Manager	Cody Bookout
Media and Community Relations Manager	Pardeep Toor
.....	Tel.: (918) 949-9726
.....	ptoor@tulsashock.net

QUICK FACTS

Conference	Western
Arena	BOK Center (7,500)
Colors	Black and Yellow
Flagship Radio	TBD
TV	TBD

TEAM HISTORY

Franchise Evolution	Tulsa Shock, established 2010
.....	Detroit Shock, 1998 to 2009
Franchise Record	219-245 (.472)
Franchise Playoff Record	30-19 (.612)
WNBA Titles	3 (2003, 2006, 2008)
2011 Record	3-31, 6th in West
2011 Playoffs	did not qualify

2012 SCHEDULE VS. FEVER

6/23	at Tulsa	8:00 p.m.
9/23	at Indiana	5:00 p.m.

All times ET

SERIES RECORD

Overall	Fever 21, Shock 19
At Indiana	Fever 14, Shock 5
At Detroit	Fever 6, Shock 13
At Tulsa	Fever 1, Shock 1
Playoffs	Fever 4, Shock 7
At Indiana	Fever 3, Shock 2
At Detroit	Fever 1, Shock 5

REGULAR SEASON SERIES HIGHS

FEVER TEAM

Most Points	100 at Indiana, 7/8/10
Fewest Points	40 at Detroit, 8/25/05
Largest Victory	31 at Indiana (85-54), 7/6/03

SHOCK TEAM

Most Points	111 at Detroit, 6/18/00
Fewest Points	54 at Detroit, 6/19/09
Largest Victory	37 at Detroit (111-74), 6/18/00

FEVER INDIVIDUAL

Points	27, Tamika Catchings at Detroit, 6/2/02
Rebounds	16, Tamika Catchings at Indiana, 07, 6/15/05
Assists	10, Briann January at Indiana, 6/14/11
.....	10, Rita Williams at Indiana, 8/12/01

SHOCK INDIVIDUAL

Points	32, Deanna Nolan at Indiana, 07, 6/15/05
Rebounds	18, Cheryl Ford at Detroit, 6/16/06
Assists	8, Swin Cash at Detroit, 6/16/06
.....	8, Elaine Powell at Indiana, 7/16/03



SEVEN CONSECUTIVE WNBA PLAYOFF APPEARANCES
TULSA SHOCK

ALL-TIME SERIES RESULTS (21-19, 4-7)

Date	Site	W/L	Score	Date	Site	W/L	Score	
6/9/00	DET	L	76-80	6/16/07	DET	W	77-67	
6/18/00	DET	L	74-111	7/20/07	IND	L	80-89	
8/7/00	IND	L	63-74	8/11/07	DET	L	69-74	
				8/19/07	IND	W	72-66	
6/22/01	IND	W	77-56					
6/23/01	DET	W	74-70	5/21/08	DET	L	71-76	
8/12/01	IND	W	83-66	5/31/08	IND	L	65-74	
				9/5/08	DET	L	68-90	
6/1/02	IND	W	79-62					
6/2/02	DET	W	78-65	6/19/09	DET	W	66-54	
8/9/02	DET	L	54-55	6/21/09	IND	W	82-70	
				8/15/09	IND	W	82-59	
6/24/03	DET	L	60-68	9/4/09	DET	L	63-70	
7/6/03	IND	W	85-54					
7/16/03	IND	L	68-70	5/29/10	TUL	L	74-79	
8/2/03	DET	L	58-72	7/8/10	IND	W	100-72	
6/9/04	IND	L	79-83	6/14/11	IND	W	82-74	
6/12/04	DET	L	68-72	8/5/11	TUL	W	85-65	
6/29/04	DET	W	69-68					
7/16/04	IND	W	85-73					
				PLAYOFFS				
6/15/05	IND	W	84-79 OT	8/17/06	IND	L	56-68	
7/15/05	IND	W	62-57	8/19/06	DET	L	83-98	
7/17/05	DET	W	59-58					
8/25/05	DET	L	40-55	8/31/07	IND	W	75-65	
				9/2/07	DET	L	63-77	
5/20/06	IND	W	67-60	9/3/07	DET	L	65-81	
6/16/06	DET	L	63-71					
6/29/06	IND	W	66-56	9/19/08	IND	L	72-81	
8/01/06	DET	L	66-70	9/21/08	DET	W	89-82 OT	
				9/23/08	DET	L	61-80	
				9/23/09	DET	L	56-72	
				9/25/09	IND	W	79-75	
				9/26/09	IND	W	72-67	

2011 SEASON SERIES (2-0) INDIANA FEVER VS. TULSA

PLAYER	G-GS	MIN	FG-A	PCT	3FG-A	PCT	FT-A	PCT	OFF	DEF	TOT	AST	PF-DQ	STL	TO	BLK	PTS	AVG	HI
Douglas	2-2	50	11-20	.550	8-14	.571	3-4	.750	2	8	10	3	2-0	3	4	1	33	16.5	22
Davenport	2-0	48	12-21	.571	0-1	.000	7-9	.778	2	9	11	0	4-0	2	5	3	31	15.5	17
January	1-1	28	2-5	.400	2-4	.500	6-6	1.000	0	0	0	10	2-0	1	3	0	12	12.0	12
Catchings	2-2	51	9-22	.409	2-5	.400	3-3	1.000	1	10	11	8	3-0	3	3	2	23	11.5	15
Phillips	2-1	40	8-9	.889	2-2	1.000	2-3	.667	2	7	9	6	2-0	1	2	0	20	10.0	10
Bobbitt	1-0	21	3-6	.500	0-1	.000	1-2	.500	1	1	2	1	1-0	2	2	0	7	7.0	7
Zellous	2-0	26	4-8	.500	0-2	.000	6-8	.750	1	5	6	0	4-0	2	2	1	14	7.0	12
Smith	2-2	56	4-15	.267	0-4	.000	2-2	1.000	2	7	9	4	7-0	3	2	2	10	5.0	6
Sutton-Brown	2-2	27	3-5	.600	0-0	.000	2-2	1.000	0	3	3	1	1-0	2	2	2	8	4.0	8
Pohlen	2-0	39	1-4	.250	1-3	.333	4-5	.800	0	2	2	3	0-0	3	1	0	7	3.5	7
Ely	1-0	16	1-2	.500	0-0	.000	0-0	.000	1	1	2	1	1-0	0	1	0	2	2.0	2
FEVER	2	400	58-117	.496	15-36	.417	36-44	.818	12	53	65	37	27-0	22	28	11	167	83.5	85
SHOCK	2	400	53-136	.390	14-47	.298	19-28	.679	26	43	69	28	42-0	17	34	4	139	69.5	74

2011 SEASON SERIES (0-2) TULSA SHOCK VS. INDIANA

PLAYER	G-GS	MIN	FG-A	PCT	3FG-A	PCT	FT-A	PCT	OFF	DEF	TOT	AST	PF-DQ	STL	TO	BLK	PTS	AVG	HI
Lacy	2-1	56	12-22	.545	2-6	.333	0-0	.000	6	8	14	2	6-0	2	3	1	26	13.0	14
Latta	2-2	52	9-22	.409	4-11	.364	4-5	.800	1	3	4	6	4-0	5	12	0	26	13.0	19
Pedersen	2-2	67	8-18	.444	2-7	.286	2-6	.333	5	8	13	2	5-0	2	4	1	20	10.0	13
Jackson	2-2	66	6-17	.353	0-0	.000	7-8	.875	8	11	19	7	7-0	2	3	1	19	9.5	12
Swoopes	2-2	50	6-18	.333	1-6	.167	3-3	1.000	1	7	8	2	5-0	2	0	0	16	8.0	9
Riley	2-0	44	5-14	.357	3-10	.300	0-0	.000	0	4	4	3	7-0	2	5	0	13	6.5	10
Christmas	1-0	10	1-2	.500	0-1	.000	1-2	.500	0	0	0	0	1-0	0	2	0	3	3.0	3
Holt	1-1	14	1-6	.167	1-2	.500	2-2	1.000	3	0	3	2	0-0	0	1	0	5	5.0	5
Cambage	1-0	9	2-3	.667	0-0	.000	0-0	.000	1	1	2	1	1-0	1	0	0	4	4.0	4
Reed	1-0	15	2-7	.286	0-0	.000	0-0	.000	1	0	1	0	3-0	0	0	0	4	4.0	4
Lennox	1-0	10	1-6	.167	1-4	.250	0-0	.000	0	0	0	2	2-0	0	0	0	3	3.0	3
Jones	1-0	6	0-0	.000	0-0	.000	0-2	.000	0	1	1	0	0-0	1	1	0	0	0.0	0
Olajuwon	1-0	4	0-1	.000	0-0	.000	0-0	.000	0	0	0	0	0-0	0	0	0	0	0.0	0
SHOCK	2	400	53-136	.390	14-47	.298	19-28	.679	26	43	69	28	42-0	17	34	4	139	69.5	74
FEVER	2	400	58-117	.496	15-36	.417	36-44	.818	12	53	65	37	27-0	22	28	11	167	83.5	85

Combining regular season and playoffs, the Fever has played the Detroit/Tulsa franchise 51 times, more than any opponent.

2012 INDIANA FEVER MEDIA GUIDE
WASHINGTON MYSTICS

601 F Street NW, 3rd floor
 Washington, D.C., 20004
 Tel: (202) 628-3200
 Fax: (202) 527-7539
 Ticket Information: (877) DC-HOOP1
 www.WashingtonMystics.com

TEAM DIRECTORY

Owner Monumental Sports & Entertainment
 Chairman Ted Leonsis
 President & Managing Partner Sheila C. Johnson
 Head Coach & General Manager Trudi Lacey
 Assistant Coaches Marianne Stanley, Jennifer Gillom
 Director of Basketball Operations Maria Giovannetti
 Head Athletic Trainer Navin Hettiarachchi
 Director of Corporate and Mystics Communication ... Ketsia Colimon
 Tel: (202) 527-7535
 kcolimon@monumentalsports.com

QUICK FACTS

Conference Eastern
 Arena Verizon Center (10,100)
 Colors Red, White, Navy and Silver
 Flagship Radio Webcast
 TV Comcast SportsNet

TEAM HISTORY

Franchise Evolution Washington Mystics, 1998 to present
 Franchise Record 186-278 (.401)
 Franchise Playoff Record 4-12 (.250)
 WNBA Titles 0
 2011 Record 6-28, 5th in East
 2011 Playoffs did not qualify

2012 SCHEDULE VS. FEVER

6/15 at Washington 7:00 p.m.
 8/16 at Indiana 7:00 p.m.
 8/28 at Indiana 7:00 p.m.
 9/21 at Washington 7:00 p.m.
All times ET

SERIES RECORD

Overall Fever 30, Mystics 14
 At Indiana Fever 16, Mystics 6
 At Washington Fever 14, Mystics 8
 Playoffs Fever 2, Mystics 0
 At Indiana Fever 1, Mystics 0
 At Washington Fever 1, Mystics 0

REGULAR SEASON SERIES HIGHS

FEVER TEAM

Most Points 92 at Washington, 7/29/03
 Fewest Points 48 at Washington, 7/8/08
 Largest Victory 32 at Indiana (83-51), 8/21/11

MYSTICS TEAM

Most Points 91 at Washington, 7/29/03
 Fewest Points 42 at Indiana, 9/4/04
 Largest Victory 21 at Washington (89-68), 6/7/02

FEVER INDIVIDUAL

Points 34, Katie Douglas at Indiana, 7/28/09
 Rebounds 15, Tamika Whitmore at Indiana, 7/31/07
 15, Tamika Catchings at Washington, 6/18/05
 15, Tamika Catchings at Indiana, 8/12/03
 Assists 10, Coquese Washington at Washington, 7/24/03

MYSTICS INDIVIDUAL

Points 34, Chamique Holdsclaw at Washington, 7/24/03
 Rebounds 15, Crystal Langhorne at Indiana, 9/7/11
 15, Chamique Holdsclaw at Washington, 7/29/03
 Assists 9, Annie Burgess at Indiana, 7/20/01



Indiana's franchise scoring record came on July 28, 2009 when Katie Douglas scored 34 points against the Mystics.

SEVEN CONSECUTIVE WNBA PLAYOFF APPEARANCES

WASHINGTON MYSTICS

ALL-TIME SERIES RESULTS (30-14, 2-0)

Date	Site	W/L	Score	Date	Site	W/L	Score	
7/12/00	WAS	W	81-58	6/3/07	IND	W	70-66	
7/20/00	WAS	L	74-85	6/8/07	WAS	W	74-69	
8/3/00	IND	L	71-75	7/1/07	WAS	W	69-62	
				7/31/07	IND	W	66-57	
7/20/01	IND	W	73-65					
7/22/01	WAS	L	61-69	5/17/08	IND	W	64-53	
8/1/01	IND	W	70-64	7/8/08	WAS	L	48-50	
				9/2/08	WAS	W	79-68	
6/7/02	WAS	L	68-89					
7/6/02	IND	W	50-45	7/21/09	WAS	W	82-70	
8/6/02	WAS	W	64-55	7/28/09	IND	W	85-81	
				8/2/09	WAS	W	87-79	
5/31/03	IND	W	71-60	9/6/09	IND	W	72-61	
7/24/03	WAS	W	80-75					
7/29/03	WAS	W	92-91 OT	5/15/10	IND	L	65-72	
8/12/03	IND	L	80-84	6/29/10	WAS	L	65-68	
				7/24/10	WAS	W	78-73	
5/23/04	IND	L	67-68	7/30/10	IND	L	73-77	
7/1/04	WAS	L	64-69					
9/1/04	WAS	W	75-58	6/21/11	WAS	W	89-80	
9/4/04	IND	W	69-42	7/9/11	IND	W	68-57	
				7/29/11	WAS	W	61-59	
6/18/05	WAS	L	78-88 OT	8/21/11	IND	W	83-51	
7/29/05	IND	W	62-58	9/7/11	IND	W	87-69	
8/7/05	WAS	L	60-61					
8/18/05	IND	W	67-57					
				PLAYOFFS				
6/7/06	IND	W	83-70	9/17/09	WAS	W	88-79	
6/27/06	WAS	W	74-67	9/19/09	IND	W	81-74 OT	
7/29/06	IND	L	67-74					

2011 SEASON SERIES (5-0) INDIANA FEVER VS. WASHINGTON

PLAYER	G-GS	MIN	FG-A	PCT	3FG-A	PCT	FT-A	PCT	OFF	DEF	TOT	AST	PF-DQ	STL	TO	BLK	PTS	AVG	HI
January	1-1	32	4-10	.400	1-2	.500	9-10	.900	1	0	1	9	5-0	3	5	0	18	18.0	18
Douglas	4-4	125	22-49	.449	7-18	.389	7-8	.875	3	14	17	12	7-0	9	7	1	58	14.5	21
Catchings	5-5	163	25-56	.446	4-8	.500	17-19	.895	13	27	40	21	7-0	11	10	7	71	14.2	17
Davenport	5-1	116	24-39	.615	0-0	.000	10-13	.769	6	17	23	2	15-0	1	6	9	58	11.6	18
Sutton-Brown	5-4	92	17-23	.739	0-0	.000	9-10	.900	2	11	13	2	9-0	6	2	8	43	8.6	15
Phillips	5-4	118	11-27	.407	3-6	.500	17-20	.850	2	11	13	10	7-0	4	7	0	42	8.4	14
Zellous	5-0	80	14-22	.636	1-5	.200	11-14	.786	4	9	13	4	9-0	1	5	4	40	8.0	21
Smith	4-4	76	8-23	.348	2-7	.286	0-0	.000	3	6	9	3	5-0	3	7	3	18	4.5	7
Ely	5-0	66	5-19	.263	1-2	.500	8-11	.727	4	8	12	2	8-0	1	3	1	19	3.8	7
Pohlen	5-1	76	4-9	.444	3-6	.500	2-2	1.000	2	6	8	6	6-0	1	2	1	13	2.6	8
Bobbitt	5-1	57	1-11	.091	0-3	.000	6-10	.600	1	1	2	6	7-0	8	3	0	8	1.6	2
FEVER	5	1000	135-288	.469	22-57	.386	96-117	.821	41	110	151	77	85-0	48	61	34	388	77.6	89
MYSTICS	5	1000	114-304	.375	27-81	.333	61-90	.678	65	95	160	64	103-0	35	88	22	316	63.2	80

2011 SEASON SERIES (0-5) WASHINGTON MYSTICS VS. INDIANA

PLAYER	G-GS	MIN	FG-A	PCT	3FG-A	PCT	FT-A	PCT	OFF	DEF	TOT	AST	PF-DQ	STL	TO	BLK	PTS	AVG	HI
Langhorne	4-4	141	29-50	.580	0-1	.000	11-21	.524	14	24	38	7	11-0	4	11	1	69	17.3	23
Ajajon	5-5	139	20-54	.370	7-17	.412	16-20	.800	3	8	11	14	15-0	6	19	1	63	12.6	19
Currie	1-0	24	4-12	.333	0-3	.000	4-4	1.000	2	2	4	2	4-0	2	2	0	12	12.0	12
Thomas	5-1	95	13-43	.302	6-13	.462	4-7	.571	4	8	12	5	12-0	2	10	0	36	7.2	11
Coleman	5-4	118	13-35	.371	7-21	.333	0-0	.000	6	14	20	6	7-0	5	8	2	33	6.6	11
Christinas	2-0	40	4-14	.286	0-4	.000	5-6	.833	4	2	6	0	7-0	1	0	0	13	6.5	13
Anosike	5-4	132	11-27	.407	0-0	.000	10-16	.625	13	11	24	8	13-0	7	7	6	32	6.4	12
Miller	5-4	131	10-32	.313	7-20	.350	5-6	.833	4	3	7	10	15-0	1	14	3	32	6.4	10
Dunlap	2-1	34	4-10	.400	0-0	.000	4-5	.9-0	4	5	9	2	2-0	3	3	3	8	4.0	8
Walker	3-1	69	5-18	.278	0-1	.000	1-2	.500	7	10	17	6	11-0	1	3	1	11	3.7	8
Phillips	2-0	13	1-2	.500	0-0	.000	2-4	.500	1	0	1	0	2-0	0	1	1	4	2.0	4
Gardin	4-1	63	0-7	.000	0-1	.000	3-4	.750	3	8	11	4	4-0	3	3	4	3	0.8	2
MYSTICS	5	1000	114-304	.375	27-81	.333	61-90	.678	65	95	160	64	103-0	35	88	22	316	63.2	80
FEVER	5	1000	135-288	.469	22-57	.386	96-117	.821	41	110	151	77	85-0	48	61	34	388	77.6	89

Counting regular season and playoffs since 2007, the Fever has beaten Washington in 18 of the past 22 meetings.

WNBA HISTORY

WOMEN'S NATIONAL BASKETBALL ASSOCIATION

Olympic Tower, 645 Fifth Ave
New York, NY 10022
(212) 688-(WNBA) 9622
www.wnba.com

WNBA TEAMS

Eastern Conference	Western Conference
Atlanta Dream	Los Angeles Sparks
Chicago Sky	Minnesota Lynx
Connecticut Sun	Phoenix Mercury
Indiana Fever	San Antonio Silver Stars
New York Liberty	Seattle Storm
Washington Mystics	Tulsa Shock

WNBA TIMELINE**April 24, 1996**

Women's basketball announces "We Got Next" as the NBA Board of Governors approves the concept of a WNBA.

August 7, 1996

Val Ackerman is named first president of the WNBA.

October 23, 1996

Houston Comets forward Sheryl Swoopes becomes the first player signed by the WNBA.

October 30, 1996

WNBA announces eight teams to compete in the inaugural season – Charlotte, Cleveland, Houston, Los Angeles, New York, Phoenix, Sacramento and Utah.

January 22, 1997

The league's first 16 players are allocated to teams, an elite group comprised of Olympians and collegiate stars.

April 19, 1997

WNBA and Spalding introduce the league's official orange-and-oatmeal game ball during WNBA Pre-Draft Camp at Disney's Wide World of Sports complex in Orlando.

April 28, 1997

Tina Thompson is the first No. 1 draft pick, selected by the Houston Comets in the inaugural WNBA Draft.

June 21, 1997

The New York Liberty and the Los Angeles Sparks tip-off the first WNBA game at the Great Western Forum in Los Angeles. Sparks guard Penny Toler scores the league's first basket at 19:01. New York wins 67-57.

June 23, 1997

Utah Starzz becomes first team to pass the 100-point mark in a 102-89 victory over the Los Angeles Sparks.

July 2, 1997

New York Liberty center Rebecca Lobo wins her 100th consecutive personal victory when the Liberty defeat the Houston Comets 70-67. Winning streak comprises Lobo's 35-0 senior season at the University of Connecticut, 60-0 as member of U.S. Olympic Team and 5-0 as a member of the Liberty. The streak ends at 102.

August 30, 1997

The Houston Comets become the first WNBA Champions, employing the unstoppable Cynthia Cooper and a suffocating defense for a 65-51 victory over the New York Liberty at The Summit.

October 1, 1997

The WNBA announces that franchises in Detroit and Washington will join the fold as expansion teams for the 1998 season.

April 22, 1998

The league announces the addition of expansion teams in Orlando and Minnesota for the 1999 season, bringing the total number of teams to 12.

June 19, 1998

Los Angeles Sparks center Lisa Leslie sets a WNBA record by pulling down 21 rebounds in the Sparks' victory over the New York Liberty.

June 21, 1998

Lisa Leslie notches her seventh-straight double-double, setting a WNBA record.

July 18, 1998

Houston's Cynthia Cooper becomes the first player to reach 1,000 points during Comets' 75-44 rout of the Sacramento Monarchs.

July 29, 1998

Sacramento Monarchs guard Ticha Penicheiro dishes out 16 assists in a 75-67 loss vs. the Cleveland Rockers to set a WNBA record.

August 29, 1998

In Game 2 of the WNBA Finals, the Houston Comets, trailing the Phoenix Mercury 1-0 in the best-of-three series, erases a 12-point deficit in the final 7:24 to force overtime. Houston wins the series and claims its second of four titles.

April 29, 1999

The WNBA and WNBPA reaches final accord as the league's first Collective Bargaining Agreement is signed.

June 7, 1999

WNBA announces the addition of four expansion teams for the 2000 season – Indiana, Miami, Portland and Seattle. The WNBA family now includes 16 teams.

June 29, 1999

The Sacramento Monarchs and the Minnesota Lynx combine for a WNBA-record 21 three-pointers (10 by Sacramento, 11 by Minnesota) in the Monarchs' 86-72 victory over the Lynx.

July 14, 1999

Whitney Houston sings the National Anthem in front of an electrified crowd on hand at Madison Square Garden to witness the Inaugural WNBA All-Star Game. The West defeats the East 79-61 and Lisa Leslie is named MVP.

July 27, 1999

Sheryl Swoopes records the WNBA's first triple-double with 15 points, 14 rebounds and 10 assists in an 85-46 win over Detroit at the Compaq Center.

Indiana was awarded its franchise alongside Miami, Portland and Seattle, on June 7, 1999.

WNBA HISTORY

September 4, 1999

New York Liberty guard Teresa Weatherspoon nails a shot from beyond the midcourt line with 2.4 seconds remaining to give the Liberty a 68-67 victory over the Houston Comets in Game 2 of the WNBA Finals. The shot sends the series to a decisive Game 3, which the Comets win to claim their third straight WNBA title.

June 7, 2000

Cleveland Rockers forward Eva Nemcova ends her record-streak of 66 consecutive free throws with a miss against Orlando. Nemcova did not miss from the foul line from June 14, 1999 to June 5, 2000.

July 17, 2000

The West defeats the East 73-61 at the 2000 WNBA All-Star Game, hosted by the Phoenix Mercury at America West Arena. Houston's Tina Thompson captures MVP honors.

August 25, 2000

Cleveland Rockers guard Suzie McConnell Serio is named the recipient of the first Kim Perrot Sportsmanship Award presented by American General, named in honor of Houston's Kim Perrot, who died of cancer in 1999.

August 26, 2000

Cynthia Cooper turns in a clutch performance to earn her fourth WNBA Finals MVP as the Houston Comets claim fourth straight title by defeating the New York Liberty. In Game 1 at Madison Square Garden, Cooper converts a crucial three-point play with 25.4 seconds remaining to push the Comets' lead to five. In Game 2, she scores six of her 25 points in overtime and nine of Houston's final 18 points. It marks Cooper's last appearance in the WNBA Finals. She retires as the WNBA's all-time scoring leader.

June 2, 2001

Houston's Van Chancellor becomes first WNBA coach to record 100 victories as the Comets defeat the Detroit Shock 74-73.

June 7, 2001

Utah Starzz center Margo Dydek records the WNBA's second triple-double, setting a league record for blocked shots in the process as her 12 points, 11 rebounds and 10 blocks leads Utah to an 82-79 win over Orlando.

July 3, 2001

Washington and Seattle battle through quadruple overtime – the longest game in WNBA history – before the Mystics edge the Storm 72-69.

July 7, 2001

Minnesota Lynx guard Katie Smith sets the WNBA single-game scoring record with a 46-point performance, including six three-pointers, in a 100-95 overtime loss to Los Angeles.

July 14, 2001

The West wins the 2001 WNBA All-Star Game in Orlando, defeating the East 80-72. Lisa Leslie earns her second All-Star MVP award.

July 30, 2001

Lisa Leslie scores her 2,538th point to become the WNBA's career scoring leader, surpassing Cynthia Cooper.

August 10, 2001

Katie Smith scores 22 points in Minnesota's 65-51 win over Seattle to break the WNBA single-season scoring record of 686 points set by Cynthia Cooper in 1999.

August 11, 2001

Los Angeles becomes the first team to go undefeated at home for an entire season, finishing 16-0 at the STAPLES Center.

August 27, 2001

The Charlotte Sting, after dropping the opener of the Eastern Conference Finals at home, go into Madison Square Garden and take both games against the Liberty to derail New York's hopes of making a third consecutive trip to the WNBA Finals. Charlotte advances to the Finals after a 1-10 season start.

September 1, 2001

The Los Angeles Sparks claim their first WNBA Championship to give the city of Los Angeles a sweep of professional basketball titles in 2001. Lisa Leslie becomes the first WNBA player to capture all three MVP awards in the same season, joining NBA greats Shaquille O'Neal, Michael Jordan and Willis Reed as the only pro hoopsters to accomplish this feat.

Sparks coach Michael Cooper becomes the first person to claim NBA and WNBA titles, having won five championships as a player with the Lakers.

September 1, 2001

The WNBA welcomes its 10 millionth fan prior to Game 2 of the WNBA Finals at the STAPLES Center.

November 13, 2001

The Seattle Storm win the first pick in the 2002 WNBA Draft in the inaugural WNBA Draft Lottery.

June 4, 2002

Katie Smith becomes the WNBA's all-time career leader for three-pointers (233), surpassing Cynthia Cooper (232).

June 5, 2002

Teresa Weatherspoon becomes the first WNBA player to record 1,000 assists during the Liberty's 60-59 victory over the Detroit Shock at Madison Square Garden.

June 8, 2002

The Orlando Miracle and the Cleveland Rockers square off for the longest game in WNBA history. The Miracle claims a 103-99 victory in the 2:57 contest that spans three overtime periods.

June 22, 2002

Utah Starzz forward Natalie Williams records the first 20/20 performance in WNBA history when she scores 22 points and grabs 20 rebounds in Utah's 77-61 win over the Sacramento Monarchs at ARCO Arena.

July 15, 2002

The West earns its fourth straight victory in the 2002 WNBA All-Star Game in Washington, D.C., edging the East 81-76. Lisa Leslie takes All-Star MVP honors for the second straight year and third time in her career.

WNBA HISTORY

July 22, 2002

Lisa Leslie becomes the first WNBA player to record 3,000 points during the Sparks' 92-84 victory over Orlando at the STAPLES Center. Leslie records 24 points and 21 rebounds (tying the league record she set on 6/19/98) in the victory.

July 30, 2002

Lisa Leslie becomes the first WNBA player to dunk in a game when she throws down a one-handed breakaway layup with 4:44 remaining in the first half in Los Angeles' 82-73 loss to Miami at the STAPLES Center.

August 9, 2002

Margo Dydek becomes the first WNBA player to record 500 career blocks.

August 15, 2002

Washington Mystics forward Chamique Holdsclaw becomes the first player to lead the league in both scoring (19.9 ppg) and rebounding (11.6 rpg) in a single season.

August 29, 2002

Los Angeles Sparks rookie guard Nikki Teasley nails the game-winning shot in the waning seconds of Game 2 of the WNBA Finals to give the Sparks their second consecutive WNBA Championship, defeating the New York Liberty.

Lisa Leslie earns WNBA Finals MVP honors for the second straight year.

October 8, 2002

The NBA Board of Governors votes to restructure the WNBA to allow individual team ownership, to allow teams to be owned by non-NBA owners and to be located in non-NBA markets.

October 21, 2002

The WNBA announces that the Miracle will be relocated from Orlando to a city to be designated by the WNBA.

November 27, 2002

The Miami Heat organization elects not to assume ownership of the Sol.

December 5, 2002

The WNBA announces that the Utah Starzz will relocate to San Antonio for the 2003 season.

December 30, 2002

The Portland Trailblazers organization elects not to assume ownership of the Fire.

January 10, 2003

San Antonio announces "Silver Stars" as its official team name.

January 28, 2003

The Connecticut Sun join the WNBA for 2003, as the Mohegan Tribe of Indians become the first non-NBA owner in league history. The Orlando Miracle become the Connecticut Sun.

April 24, 2003

The Board of Governors holds the second annual Draft Lottery and a Dispersal Draft to disseminate players from the Miami Sol and Portland Fire. The Cleveland Rockers win the lottery, while the Detroit Shock make Ruth Riley, formerly of the Sol, the first selection in the Dispersal Draft.

April 25, 2003

At 3 a.m., the WNBA and the WNBAPA sign the league's second Collective Bargaining Agreement. The agreement is for four years, with a league option for a fifth, and gives WNBA players the first free agency rights in the history of women's professional team sports.

April 25, 2003

The league holds the 2003 WNBA Draft, and Cleveland takes Mississippi State's LaToya Thomas as the first overall pick.

May 23, 2003

Chamique Holdsclaw breaks the WNBA record for rebounds in a game grabbing 24 in the Washington Mystics season-opening win over the Charlotte Sting. She also added 22 points and become the first WNBA player to record two 20-point, 20-rebound performances in a career.

June 7, 2003

Seattle Storm center Lauren Jackson becomes the youngest player in WNBA history to reach the 1,000 point milestone at age 22.

June 10, 2003

Minnesota's Katie Smith becomes the first WNBA player to record 300 three-point field goals in her career.

July 12, 2003

The West captures its fifth straight WNBA All-Star victory at New York's Madison Square Garden by defeating the East All-Stars 84-75, while Los Angeles's Nikki Teasley earns MVP honors.

August 25, 2003

Nikki Teasley finishes the year averaging 11.5 points, 6.3 assists, and 5.1 rebounds becoming the first player in WNBA history to average more than ten points, five assists, and five rebounds in a season.

September 14, 2003

Seattle's Lauren Jackson becomes the first international player to win the WNBA's Most Valuable Player award.

September 16, 2003

The Detroit Shock win their first WNBA title against the Los Angeles Sparks in front of a sell-out crowd and record attendance of 22,076.

Detroit's Ruth Riley records a career high 27 points in Game Three and earns the series MVP.

September 23, 2003

Rebecca Lobo, one of three original WNBA players, (together with Sheryl Swoopes and Lisa Leslie) signed by the league, retires after a seven-year career.

December 3, 2003

The Phoenix Mercury win the first pick in the WNBA Draft in the 2004 WNBA Draft Lottery.

December 17, 2003

The Board of Governors announces three rules changes. The three-point line moves from 19' 9" to 20' 6¼", and the lane is widened from 12' to the NBA width of 16'. The 30-second shot clock resets to 20 seconds (as opposed to 30 seconds under the previous rule) when a defensive foul or other defensive violation occurs with less than 20 seconds remaining on the shot clock.

WNBA HISTORY

January 6, 2004

The WNBA holds a Dispersal Draft to disseminate the players from the Cleveland Rockers. The Phoenix Mercury select forward Penny Taylor with the first overall selection.

April 17, 2004

The league holds the 2004 WNBA Draft, and Phoenix takes the University of Connecticut's Diana Taurasi as the #1 overall pick.

June 17, 2004

Ticha Penicheiro passes Teresa Weatherspoon to take over the number one spot in career assists.

July 29, 2004

Lisa Leslie scores her 4,000th career point and becomes the first WNBA player to reach the milestone.

August 2-31, 2004

The WNBA stops play to give players the opportunity to compete in the 2004 Olympic Games in Athens, Greece.

August 5, 2004

USA Basketball defeats the WNBA All-Stars 74-58 as the two teams face-off in the historic game at Radio City Music Hall in New York City. The game was a send off for the US Women's National Team as they prepared to compete in the 2004 Olympic Games in Athens.

September 10, 2004

Lisa Leslie records the WNBA's third triple-double, tying Margo Dydek's record for blocked shots in the process as her 29 points, 15 rebounds and 10 blocked shots leads Los Angeles to an 81-63 victory over the Detroit Shock.

October 12, 2004

The Seattle Storm win their first WNBA title against the Connecticut Sun before a sell-out crowd of 17,072. For the first time in WNBA history, all three games of the WNBA Finals were sell-outs.

Seattle guard Betty Lennox averaged 22.3 points for the three games on her way to earning the series MVP.

December 1, 2004

The Charlotte Sting beat the odds to win the first pick in the 2005 WNBA Draft in the fourth annual WNBA Draft Lottery. Charlotte had only a 9.7 percent chance of capturing the first pick.

February 8, 2005

NBA Commissioner David Stern announces that the WNBA will be expanding to Chicago for the 2006 season. The Chicago Sky becomes the second WNBA team to be owned and run by an entity outside of the NBA. In 2003, the Connecticut Sun became the first independently owned and operated WNBA team.

February 15, 2005

Donna Orender is appointed by David Stern as the second president of the WNBA.

April 16, 2005

The league holds the 2005 WNBA Draft, and Charlotte takes the University of Minnesota center Janel McCarville as the #1 overall pick.

May 24, 2005

Sheila Johnson, co-founder of Black Entertainment Television, becomes the WNBA's first African-American female owner when she joined Ted Leonsis' Lincoln Holdings LLC, which in turn purchased the Washington Mystics from Washington Wizards' owner Abe Pollin.

July 13, 2005

Katie Smith becomes the first woman in U.S. basketball history to score 5,000 points in her professional career (WNBA and ABL).

August 18, 2005

Anne Donovan becomes the first female WNBA coach – and fourth overall in the league – to win 100 games.

September 18, 2005

Sheryl Swoopes becomes the first three-time WNBA Most Valuable Player in league history.

September 20, 2005

The Sacramento Monarchs clinch the 2005 WNBA Championship, bringing the city of Sacramento their first basketball title.

October 24, 2005

The Minnesota Lynx beat the odds to win the first pick in the 2006 WNBA Draft in the fifth annual WNBA Draft Lottery. Minnesota had only a 16.7 percent chance of capturing the first pick.

February 1, 2006

The WNBA announces the 2006 WNBA Draft and Pre-Draft Camp will be held in Boston, site of the NCAA Women's Final Four. The WNBA events will conclude a week-long celebration of women's basketball emanating from Boston.

April 5, 2006

The league holds the 2006 WNBA Draft, and Minnesota takes the Louisiana State University's Seimone Augustus as the #1 overall pick.

June 13, 2006

The WNBA All-Decade Team is selected by fans, a panel of national and WNBA-market media and the league's current players and coaches. The team is comprised of the 10 best and most influential players from its first 10 years of play. Players named were: Sue Bird, Tamika Catchings, Cynthia Cooper, Yolanda Griffith, Lauren Jackson, Lisa Leslie, Katie Smith, Dawn Staley, Sheryl Swoopes and Tina Thompson. Van Chancellor, who led the Houston Comets to consecutive WNBA championships in the league's first four seasons, was named the WNBA's Coach of Decade.

June 23, 2006

In a game against the San Antonio, Los Angeles Sparks center Lisa Leslie scores the 5,000th point in her WNBA career and becomes the first player in WNBA history to reach that milestone.

July 12, 2006

The 2006 WNBA All-Star Game takes place at New York City's Madison Square Garden. Four rookies – Seimone Augustus, Cappie Pondexter, Sophia Young and Candice Dupree – are named All-Stars. The East squad, led by All-Star MVP Katie Douglas of the Connecticut Sun, earns its first victory with a 98-82 decision. Off the court, the inaugural All-Star Salute: Celebrating Inspiration Luncheon is a key highlight of the festivities as former Secretary of State Madeleine Albright is the keynote speaker.

WNBA HISTORY

August 10, 2006

Diana Taurasi scores a WNBA single-game record 47 points in a triple-overtime game against Houston. Taurasi would also finish the 2006 season with new WNBA records for most points in a single-season (860) and highest scoring average in a single season (25.3).

August 30, 2006

As part of the League's 10th Anniversary season, the WNBA Greatest Moment presented by AOL.com is unveiled during Game 1 of the 2006 WNBA Finals. Fans, who were able to log on to www.aol.com/wnba, voted Teresa Weatherspoon's half-court, buzzer-beater – a shot that propelled the New York Liberty to victory in Game 2 of the 1999 WNBA Finals and on to a deciding Game 3 against the Houston Comets – as their favorite moment in the WNBA's 10-year history.

September 3, 2006

Lisa Leslie of the Los Angeles Sparks is named MVP for the third time in her career after having also earned the honor in 2001 and 2004. Leslie joined the Houston Comets' Sheryl Swoopes as the only players in WNBA history to capture MVP honors three times.

September 9, 2006

The 2006 WNBA Finals see the Detroit Shock earn their second league championship when they topped the Sacramento Monarchs in the first WNBA Finals match up ever to reach a fifth and deciding game. The historic game featured a sellout crowd of 19,671 at Joe Louis Arena in Detroit, the second highest Finals crowd in WNBA history. Detroit's Deanna Nolan is named Finals MVP.

October 26, 2006

The Phoenix Mercury wins the sixth annual Draft Lottery and earns the top pick in the 2007 WNBA Draft. It marks the first time that the team whose odds of winning the top pick were mathematically the smallest actually came away with the #1 pick.

November 7, 2006

The WNBA announces the creation of the Dawn Staley Community Leadership Award. The award will be presented to the player who best exemplifies the characteristics of a leader in the community and will reflect Staley's contagious leadership, spirit, charitable efforts and love for the game.

December 7, 2006

The WNBA Board of Governors approves the sale of the Los Angeles Sparks to an investment group led by Katherine E. Goodman and Carla J. Christofferson.

December 13, 2006

The Charlotte Bobcats Organization announces that it will no longer operate the Charlotte Sting.

January 8, 2007

The WNBA holds a Dispersal Draft to disseminate the players from the Charlotte Sting. The Chicago Sky select guard Monique Currie with the first overall selection.

January 30, 2007

Rule changes are announced for the 2007 season and include the following: the backcourt rule requires offensive teams to bring the ball across the mid-court line within eight seconds rather than 10 seconds; the timeout rule requires that officials grant requests for a timeout (full or 20-second) by a player in the game or the head coach; and the teams will now be able to designate 11 active players and up to two inactive players on playoff rosters, with the ability to activate any inactive players on a game-by-game basis.

January 31, 2007

The WNBA Board of Governors approves the sale of the Houston Comets to Hilton Koch/Hilton Acquisitions, LLC.

February 16, 2007

Electronic Arts announces that six WNBA players are featured in a new videogame NBA STREET Homecourt. Sue Bird, Tamika Catchings, Lauren Jackson, Lisa Leslie, Sheryl Swoopes and Diana Taurasi are the first female professional athletes to ever be featured and go head-to-head with their male counterparts in a videogame.

March 31, 2007

Former University of Texas Head Coach Jody Conradt becomes the inaugural recipient of the WNBA Inspiring Coach Award.

April 4, 2007

The 2007 WNBA Draft presented by adidas takes place in Cleveland, marking the second straight year that the draft was held immediately following the NCAA Women's Division I Championship Game and conducted in the same city as the Final Four. The Phoenix Mercury make Lindsey Harding the top overall pick before trading her to the Minnesota Lynx in exchange for Tangelia Smith. The fast-paced draft earned a place in league history when Jessica Davenport, the second overall pick, was subsequently traded from San Antonio to New York in exchange for all-star guard Becky Hammon and a future selection. It marked the first time in WNBA history that the top two picks were traded on Draft Day.

July 15, 2007

The 2007 WNBA All-Star Game, the league's eighth such contest, is played in front of a sellout audience on July 15 at the Verizon Center in Washington, D.C. A crowd of 19,487 fans witnessed the East defeat the West, 103-99, as Cheryl Ford of the Detroit Shock clinched the MVP honors. A key highlight of the All-Star festivities in 2007 was the second annual All-Star Salute: Inspiring Women Luncheon, featuring keynote speaker and Secretary of State Dr. Condoleezza Rice.

July 15, 2007

Signaling a major milestone in its second decade, the WNBA reaches an eight-year agreement with ESPN to have ABC, ESPN and ESPN2 televise games through the 2016 season. The agreement was announced in conjunction with the 2007 WNBA All-Star Game by Donna Orender, WNBA President, and John Skipper, ESPN Executive Vice President, Content. The agreement extends the WNBA's relationship with ESPN, which began with the league's inaugural season in 1997, to 20 seasons.

July 24, 2007

Seattle's Lauren Jackson scores 47 points in a 97-96 overtime loss to the Washington Mystics, tying Diana Taurasi for the WNBA record for most points in a single game.

During the 2012 season, the WNBA and ESPN will continue a partnership reached in 2007.

WNBA HISTORY

July 27, 2007

Lauren Jackson scores her 4,000th career point during a 89-75 win over the Indiana Fever, becoming the youngest and fastest player in league history to reach the milestone. Jackson reaches the milestone in 209 games.

September 5, 2007

Lauren Jackson is named MVP of the league for the second time after having also earned the honor in 2003. Jackson led the WNBA in scoring, rebounding and double-doubles and was also named the WNBA's Player of the Week on five occasions. Jackson joined Lisa Leslie, Sheryl Swoopes and Cynthia Cooper as the only players in WNBA history to capture multiple MVP honors.

September 16, 2007

The 2007 WNBA Finals see the Phoenix Mercury win their first-ever championship behind the play of Diana Taurasi, Penny Taylor and Cappie Pondexter, who was named Finals MVP. It marked the first time that a the WNBA Championship has been won on the road, and Mercury head coach Paul Westhead became the first head coach to win both a WNBA title and an NBA title (1980, Los Angeles Lakers). Total attendance for the 2007 WNBA Finals between the Phoenix Mercury and the Detroit Shock was 74,178, establishing a new all-time WNBA Finals record. In addition, Game 5's crowd of 22,076 at The Palace of Auburn Hills tied the all-time, single-game attendance record for the WNBA Finals.

October 17, 2007

WNBA President Donna Orender announces that the City of Atlanta was awarded a WNBA expansion team for the 2008 season. The new team will be owned and operated by Atlanta businessman J. Ronald Terwilliger.

October 23, 2007

The Los Angeles Sparks win the seventh annual Draft Lottery and earned the top pick in the 2008 WNBA Draft. The Sparks won the lottery for the first time in franchise history, after tying the Minnesota Lynx for fewest wins in 2007.

January 23, 2008

The Atlanta expansion franchise unveils their team name, logo and colors. The Atlanta Dream's color scheme will consist of sky blue and red.

January 28, 2008

The WNBA and the WNBAPA sign the league's third collective bargaining agreement covering six seasons, commencing with the 2008 season and continuing through 2013.

January 29, 2008

Rule changes are announced for the 2008 season and include the following: the inbound rule will permit a player to pass the ball anywhere (frontcourt or backcourt) on the court during the final minute of the fourth period and the final minute of any overtime period; players not occupying lane spaces shall now remain behind the three-point line (above the free-throw line extended) during free-throws; and instant-replay rules will now require automatic video reviews by the officiating crew in the case of flagrant fouls that result in ejections and other player altercations.

February 6, 2008

The WNBA holds an Expansion Draft to build the inaugural roster of the Atlanta Dream. The Dream selected one player from each team, including Betty Lennox, Katie Feenstra, Erika DeSouza and Kristin Haynie. The Dream also orchestrated trades for Iziane Castro Marques and Ivory Latta.

February 28, 2008

Force 10 Hoops, L.L.C., the entity owned by Seattle businesswomen and civic leaders Anne Levinson, Ginny Gilder, Lisa Brummel and Dawn Trudeau, purchases the Seattle Storm. Seven WNBA teams now fall under the independent ownership model: the Atlanta Dream, Chicago Sky, Connecticut Sun, Houston Comets, Los Angeles Sparks, Seattle Storm and Washington Mystics.

April 4, 2008

North Carolina State Head Coach Kay Yow is honored with the WNBA's Inspiring Coach Award during the Women's Final Four activities in Tampa, Florida.

April 9, 2008

The 2008 WNBA Draft presented by adidas takes place in Tampa, marking the third year that the draft was held immediately following the NCAA Women's Division I Championship Game and conducted in the same city as the Final Four. Candace Parker, Sylvia Fowles and Candice Wiggins were selected as the top three overall picks.

May 17, 2008

Candace Parker of the Los Angeles Sparks nearly posts a triple-double in her pro debut on vs. Phoenix. She had 34 points, 12 rebounds and 8 assists. Her 34 points broke the record for a rookie in a debut game.

May 29, 2008

On May 29 in a double-overtime loss at Indiana, Candace Parker becomes the first player in WNBA history to record a 5x5, which is total of five or more in five different categories. Parker had 16 points, 16 rebounds, six blocks, five assists and five steals.

June 6, 2008

Tina Thompson of the Houston Comets becomes just the second player in WNBA history to reach the 5,000 point milestone, joining Lisa Leslie.

June 22 & 24, 2008

Candace Parker dunks in back-to-back games, joining Lisa Leslie as the only players to have dunked in a WNBA game.

June 24, 2008

Tamika Catchings became the first recipient of the Dawn Staley Leadership Award, recognizing the player who best exemplifies the characteristics of a leader in the community and reflects Staley's leadership, spirit, charitable efforts and love for the game.

June 28, 2008

Lisa Leslie of the Los Angeles Sparks becomes the first WNBA player to record 3,000 career rebounds.

July 30, 2008

Robin Roberts, co-anchor of ABC News' Good Morning America, is honored as the recipient of the 2008 WNBA Inspiration Award. Roberts is the keynote speaker at the WNBA Inspiring Women Luncheon in San Francisco, an event that also honored the U.S. Olympic Women's Basketball Team and served as a final send-off to the Beijing for the Olympic Games.

WNBA HISTORY

July 28-Aug. 27, 2008

The WNBA stops play to give players the opportunity to compete in the 2008 Olympic Games in Beijing, China. The U.S. Olympic Women's Basketball Team defeated Australia in the gold medal game, while Russia defeated China for the bronze. The United States has now won four consecutive Olympic gold medals.

September 5, 2008

Ticha Penicheiro of the Sacramento Monarchs becomes the first player in WNBA history to record 2,000 career assists.

October 3, 2008

Los Angeles Sparks forward Candace Parker is named the Hanns-G 'Go Beyond' Rookie of the Year as well as the WNBA Most Valuable Player presented by T-Mobile. It marks the first time a rookie won both awards in the same year. The top overall pick in the 2008 WNBA Draft, Parker capped a season in which she also earned All-WNBA First Team honors, two Hanns-G 'Go Beyond' Rookie of the Month Awards (May and July), one Player of the Week Award (Aug. 31) and the Peak Performer Rebounding Award.

October 5, 2008

The 2008 WNBA Finals see the Detroit Shock sweep the San Antonio Silver Stars in three games. The Shock earned their third championship in six years. Detroit's Katie Smith was named Finals MVP.

December 2, 2008

The League announces that the Houston Comets, an original member of the WNBA, would suspend operations.

December 9, 2008

The WNBA holds a Dispersal Draft of the Houston Comets players. Teams drafted in inverse order of their regular-season finish in 2008. The Atlanta Dream selected Sancho Lyttle with the first pick, the Washington Mystics chose Matee Ajavon with the second selection and the Chicago Sky took Mistie Williams with the third pick.

December 9, 2008

The Atlanta Dream win the eighth annual WNBA Draft Lottery and earned the top pick in the 2009 WNBA Draft. The winning team had 420 chances out of 1,000 to receive the first overall selection. The lottery went exactly according to odds for the first time in WNBA history.

February 5, 2009

The WNBA Board of Governors votes to allow the expanded use of instant replay by game officials. The two modifications will allow referees to use instant replay 1.) to determine at any point during a game whether a field goal was correctly scored as a two- or three-point field goal, and, for the purposes of awarding the correct number of free throws, whether a shooter was fouled while taking a two- or three-point attempt and 2.) when the game clock malfunctions during a play concluding with no time remaining on the clock (0:00) at the end of any quarter or overtime period.

April 7, 2009

University of Tennessee head coach Pat Summit is named the recipient of the WNBA's Inspiring Coach Award.

April 9, 2009

The 2009 WNBA Draft presented by adidas takes place at the NBA Entertainment studios in Secaucus, NJ. Angel McCoughtry, Marissa Coleman and Kristli Toliver were selected as the top three overall picks.

May 13, 2009

WNBA LiveAccess, a new feature on WNBA.com that provides fans with free access to more than 200 live game Webcasts, is launched and allows fans around the world to access live game Webcasts on individual team Web sites.

June 1, 2009

The Phoenix Mercury announces a groundbreaking marquee partnership with LifeLock to launch the first-ever branded jersey in WNBA or NBA history. The LifeLock name will appear on the front of Phoenix Mercury player jerseys and on warm-up suits through the 2011 season.

June 5, 2009

The Los Angeles Sparks reach an agreement with the Farmer's Insurance Group of Companies to become the second team to secure a marquee partnership and wear branded jerseys. The Farmer's Insurance Group of Companies name and logo will appear on player jerseys.

June 14, 2009

Tamika Raymond is named the recipient of the 2009 Dawn Staley Community Leadership Award.

July 17, 2009

Sue Bird of the Seattle Storm reaches the 3,000-point plateau, becoming just the third player in league history to score 3,000 points and hand out 1,000 career assists. (Shannon Johnson and Vickie Johnson)

July 29, 2009

Cokie Roberts, political commentator for ABC News, senior news analyst for NPR News, and bestselling author, is honored as the recipient of the 2009 WNBA Inspiration Award. Roberts served as the keynote speaker at the WNBA Inspiring Women Luncheon in Chicago.

August 10, 2009

Lisa Leslie of the Los Angeles Sparks becomes the first player in WNBA history to record 6,000 career points.

August 15, 2009

Lauren Jackson of the Seattle Storm scores her 5,000th point against the Atlanta Dream, becoming the youngest and fastest player in league history to reach the milestone. Jackson joins Lisa Leslie, Tina Thompson and Katie Smith as the WNBA's 5,000 point scorers.

September 5, 2009

Diana Taurasi of the Phoenix Mercury scores her 4,000th point, eclipsing Lauren Jackson as the youngest and fastest player in league history to reach the milestone. Taurasi accomplishes the feat in 197 games.

The Fever captured its first Eastern Conference title in 2009 while advancing to the WNBA Finals.

WNBA HISTORY

September 26, 2009

Lisa Leslie tallies 22 points and 9 rebounds in the final game of her WNBA career as the Los Angeles Sparks are defeated by the Phoenix Mercury in the Western Conference Finals. Leslie had previously announced that 2009 would be her final season, and retires as the all-time WNBA leader in points (6,263) and rebounds (3,307).

September 29, 2009

The Mercury's Diana Taurasi wins the WNBA Most Valuable Player Award presented by Kia Motors, marking the first MVP honor of her professional career. Taurasi tallied 20.4 points per game and recorded 20+ points in 20 games in 2009.

October 9, 2009

The Phoenix Mercury defeats the Indiana Fever to clinch the WNBA Championship for the second time in three years. Finals MVP Diana Taurasi, Cappie Pondexter and Penny Taylor led the Mercury and held off a late rally by the tenacious Fever for a 94-86 victory in the deciding Game 5. The 2009 WNBA Finals also featured three sellouts plus the highest total attendance figure (82,018) in WNBA Finals history. Overall, average attendance for the 2009 WNBA Playoffs increased 18.5% over 2008 (9,979 vs. 8,420).

October 20, 2009

The Detroit Shock relocates to Tulsa, Oklahoma under the ownership of Bill Cameron, David Box and Tulsa Pro Hoops, LLC. Nolan Richardson is named the team's general manager and head coach.

October 29, 2009

Kathy Betty becomes managing partner of the Atlanta Dream after the investment group Dream Too, LLC purchases the team from Terwilliger.

November 5, 2009

The Minnesota Lynx win the ninth annual WNBA Draft Lottery and earned the top pick in the 2010 WNBA Draft. Minnesota had 428 chances out of 1,000 to receive the first overall selection by virtue of owning New York's combinations (261) in addition to its own (167).

November 20, 2009

The Maloof Family announces that they will no longer operate the Sacramento Monarchs.

December 4, 2009

The WNBA Competition Committee and Board of Governors approves the expanded use of instant replay by game officials in the following situations: 1.) To determine at any point during the game whether a 24-second shot clock violation occurred prior to the release of a successful field goal attempt or prior to a foul being committed and 2.) To determine during the last minute of regulation play and the last minute of any overtime period which player last touched the ball prior to it going out-of-bounds or whether the ball was last touched simultaneously by two opponents.

December 14, 2009

The WNBA holds a Dispersal Draft of the Sacramento Monarchs players. The New York Liberty selected Nicole Powell with the first pick while the Minnesota Lynx chose Rebekkah Brunson second and the Connecticut Sun took DeMya Walker third. The Chicago Sky selected Courtney Paris and the San Antonio Silver Stars took Laura Harper to round out the top five picks. Teams drafted in inverse order of their regular-season finish in 2009.

January 23, 2010

The Tulsa franchise, with new ownership that brought the team from its former home in Detroit, announces it will keep the name "Shock," and unveils a new logo and color scheme featuring black, red and gold.

April 8, 2010

The 2010 WNBA Draft presented by adidas takes place at the NBA Entertainment studios in Secaucus, NJ. Tina Charles, Monica Wright, Kelsey Griffin, Epiphanny Prince and Jayne Appel, respectively, were the top five selections.

May 15, 2010

The newly relocated Shock – complete with new ownership, a new head coach in Nolan Richardson, new colors and a new logo – tip-off their first game in Tulsa, Oklahoma.

August 8, 2010

Tina Thompson surpasses Lisa Leslie's WNBA career scoring mark of 6,263, making her the highest scoring player in league history.

August 13, 2010

Phoenix's Tangela Smith plays in her 411th career game, breaking Vickie Johnson's previous record for most career games played.

August 15, 2010

In a game against Indiana, rookie Tina Charles of the Connecticut Sun sets WNBA single-season records for most double-doubles and total rebounds in a single season.

September 7, 2010

Atlanta's Angel McCoughtry scores a WNBA Playoffs record 42 points in Game Two of the Eastern Conference Finals, a 105-93 victory over the New York Liberty. In that same game, New York's Cappie Pondexter tallies 36 points. Their combined total of 78 points set a WNBA record for most total points by two players in the same post-season game.

September 16, 2010

The Seattle Storm won the 2010 WNBA championship by defeating the Atlanta Dream 87-84 in Game 3 of the WNBA Finals in Atlanta's Philips Arena. The Storm swept the Dream 3-0 in the best-of-five series and Seattle center Lauren Jackson, the league's regular season MVP, was named MVP of The Finals. It is the Storm's second championship and first since 2004.

December 3, 2010

Donna Orender steps down as WNBA President to launch her own marketing, media and strategy company.

WNBA HISTORY

February 28, 2011

As part of WNBA Live - Manchester 2011 – a new, multiyear partnership between the Manchester (Eng.) City Council and the NBA, WNBA and USA Basketball – it is announced that the Atlanta Dream will participate in the first WNBA game played in Europe. The game is set for May 29, 2011 vs. Standard Life Team GB (Great Britain's national team) at Manchester Evening News Arena. The partnership will promote women in sport and encourage participation in team sports.

March 3, 2011

At a press conference at the AT&T Center in San Antonio, the WNBA announces that the Silver Stars will host the 2011 All-Star Game for the first time in franchise history. The contest, set for Saturday, July 23, is to be the second WNBA All-Star Game played in a Western Conference venue and the first since the 2000 game was held in Phoenix.

March 8, 2011

In honor of Women's History Month and International Women's Day, the WNBA officially announced plans to celebrate its 15th season. Among those would be the selection of the Top 15 Players and the Top 15 Moments in league history. Key among other planned celebrations would be a nationally televised game (ESPN2) in which the New York Liberty would visit the Los Angeles Sparks on June 21, fifteen years to the date of the league's inaugural game in 1997 featuring those same two teams.

April 7, 2011

The Washington Mystics sign a marquee partnership with Inova Health System, becoming the fifth WNBA team to have such a partnership. Players will wear Inova Hospital System's name and logo on the front of their home and away jerseys during the 2011 WNBA season.

April 7, 2011

The WNBA and partner adidas unveiled new uniforms for all 12 teams featuring Revolution 30 technology and women's basketball specific TECHFIT base layers.

April 11, 2011

The WNBA becomes the first professional sports league to conduct its annual Draft at ESPN headquarters in Bristol, Conn. The Minnesota Lynx made Maya Moore the top overall selection of the 2011 WNBA Draft presented by adidas. Australian native Elizabeth Cambage, selected second by the Tulsa Shock, and Courtney Vandersloot, tapped third by the Chicago Sky, rounded out the top three picks.

April 21, 2011

Laurel J. Richie, a veteran of more than three decades in consumer marketing, corporate branding, public relations and corporate management, is appointed President of the WNBA, NBA Commissioner David Stern announced. Laurel leaves her post as Senior Vice President and Chief Marketing Officer for Girl Scouts of the USA to join the WNBA.

June 21, 2011

The Los Angeles Sparks host the New York Liberty at STAPLES Center in the WNBA's 15th Anniversary Game, played 15 years to the day of the league's inaugural matchup between the same two teams in LA. The Sparks win, 96-91.

July 9, 2011

Tamika Catchings passes Ticha Penicheiro to become the WNBA's career steals leader with six thefts in a win over the Washington Mystics. Catchings tied a league record with five steals in the fourth quarter.

July 23, 2011

In honor of the WNBA's 15th season, the league unveiled its "Top 15 Players of All Time" during a halftime ceremony live on ABC at the 2011 WNBA All-Star Game presented by adidas. The players named were: Sue Bird, Tamika Catchings, Cynthia Cooper, Yolanda Griffith, Becky Hammon, Lauren Jackson, Lisa Leslie, Ticha Penicheiro, Cappie Pondexter, Katie Smith, Dawn Staley, Sheryl Swoopes, Diana Taurasi, Tina Thompson, and Teresa Weatherspoon.

August 22, 2011

The WNBA and Boost Mobile, an industry leader in no-contract wireless service, announced a landmark multiyear marketing partnership that made Boost Mobile the first league-wide marquee partner of the WNBA. As part of the deal, the Boost Mobile brand logo was subsequently featured on the front of the game jerseys of 10 of the WNBA's 12 teams. It marked the first time the WNBA had a league partner with jersey branding for multiple teams throughout the season other than adidas, the league's official outfitter.

October 2, 2011

Despite falling to the host Minnesota Lynx in Game 1 of the WNBA Finals, Atlanta Dream forward Angel McCoughtry set Finals records for points in a quarter (19 in the third), points in a half (27 in the second), and consecutive points (14 from late in the first half into the third quarter).

October 5, 2011

The Atlanta Dream's Angel McCoughtry surpasses the WNBA Finals record (set by her in 2010) for most points in a single game with 38 in a loss to the host Minnesota Lynx.

October 7, 2011

In a celebration of its 15th season, the WNBA and partner Boost Mobile unveiled the Top 15 Moments in league history as voted by fans. The top moment was Teresa Weatherspoon's half-court shot at the buzzer to win Game 2 of the 1999 WNBA Finals for the New York Liberty and send that series to a decisive third game. Ranking second was the WNBA's first game (NY Liberty at LA Sparks, June 21, 1997).

October 7, 2011

The Minnesota Lynx captured their first WNBA title with a 73-67 win over the Atlanta Dream. Lynx guard/forward Seimone Augustus was named Finals MVP after leading the Lynx to a sweep in the best-of-five series. Augustus posted 22 points and seven assists in Game 1 and had a franchise-playoff record 36 points in Game 2, including 15 in the fourth quarter.

April 16, 2012

The 2008 WNBA Draft presented by Boost Mobile takes place at ESPN headquarters in Bristol, CT, marking the second straight year that the draft was held on the campus of the league's broadcast partner. Stanford's Nnemkadi Ogwumike (Sparks), Tennessee's Shekinna Stricklen (Storm), Notre Dame's Devereaux Peters (Lynx), Tennessee's Glory Johnson (Shock), and Miami's Shenise Johnson (Silver Stars) are the top five picks.

Indiana was the East's No. 1 seed in the WNBA Playoffs in 2011, for the second time in franchise history.

2011 WNBA RECAP

FINAL STANDINGS

EAST	W	L	PCT	GB	HOME	ROAD	LAST-10	STREAK
Indiana	21	13	.618	-	13-4	8-9	4-6	Lost 2
Connecticut	21	13	.618	-	15-2	6-11	5-5	Won 1
Atlanta	20	14	.588	1	11-6	9-8	8-2	Won 4
New York	19	15	.559	2	12-5	7-10	6-4	Lost 1
Chicago	14	20	.412	7	10-7	4-13	4-6	Lost 5
Washington	6	28	.176	15	4-13	2-15	1-9	Lost 4

WEST	W	L	PCT	GB	HOME	ROAD	LAST-10	STREAK
Minnesota	27	7	.794	-	14-3	13-4	9-1	Won 3
Seattle	21	13	.618	6	15-2	6-11	8-2	Won 4
Phoenix	19	15	.559	8	11-6	8-9	5-5	Lost 2
San Antonio	18	16	.529	9	9-8	9-8	5-5	Won 3
Los Angeles	15	19	.441	12	10-7	5-12	5-5	Won 2
Tulsa	3	31	.088	24	2-15	1-16	2-8	Lost 6

AWARD WINNERS

All-WNBA First Team (selected by position)

Forward	Tamika Catchings	Indiana Fever
Forward	Angel McCoughtry	Atlanta Dream
Center	Tina Charles	Connecticut Sun
Guard	Diana Taurasi	Phoenix Mercury
Guard	Lindsay Whalen	Minnesota Lynx

All-WNBA Second Team (selected by position)

Forward	Penny Taylor	Phoenix Mercury
Forward	Seimone Augustus	Minnesota Lynx
Center	Sylvia Fowles	Chicago Sky
Guard	Sue Bird	Seattle Storm
Guard	Cappie Pondexter	New York Liberty

WNBA Most Valuable Player: Tamika Catchings (Indiana Fever)

Kim Perrot Sportsmanship Award: Ruth Riley (San Antonio Silver Stars)

WNBA Coach of the Year: Cheryl Reeve (Minnesota Lynx)

WNBA Defensive Player of the Year: Sylvia Fowles (Chicago Sky)

WNBA Rookie of the Year: Maya Moore (Minnesota Lynx)

WNBA Most Improved: Kia Vaughn (New York Liberty)

WNBA Sixth Woman of the Year: DeWanna Bonner (Phoenix Mercury)

Peak Performers:

Scoring: Diana Taurasi (Phoenix Mercury)

Rebounding: Tina Charles (Connecticut Sun)

Assists: Lindsay Whalen (Minnesota Lynx)

All-Defensive First Team (selected by position)

Forward	Tamika Catchings	Indiana Fever
Forward	Rebekkah Brunson	Minnesota Lynx
Center	Sylvia Fowles	Chicago Sky
Guard	Tanisha Wright	Seattle Storm
Guard	Angel McCoughtry	Atlanta Dream

All-Defensive Second Team (selected by position)

Forward	Sancho Lyttle	Atlanta Dream
Forward	Swin Cash	Seattle Storm
Center	Tina Charles	Connecticut Sun
Guard	Arminie Price	Atlanta Dream
Guard	Katie Douglas	Indiana Fever

adidas All-Rookie Team

Forward	Maya Moore	Minnesota Lynx
Guard	Danielle Robinson	San Antonio Silver Stars
Guard	Courtney Vandersloot	Chicago Sky
Forward	Danielle Adams	San Antonio Silver Stars
Center	Liz Cambage	Tulsa Shock

From statistics to awards to milestones, Fever forward Tamika Catchings is one of the WNBA's most elite veteran stars.

2011 WNBA RECAP

WNBA TEAM STATISTICS

TEAMS' STATISTICS

TEAM	G	FIELD GOALS			3-PT.			F.G.'S			FREE THROWS			REBOUNDS			MISCELLANEOUS			SCORING		
		MADE	ATT.	PCT.	MADE	ATT.	PCT.	MADE	ATT.	PCT.	MADE	ATT.	PCT.	OFF.	DEF.	TOT.	AST	PF	DQ	STL	TO	BLK
PHO	34	1062	2303	.461	239	641	.373	662	778	.851	310	884	1194	652	681	4	223	524	132	3025	89.0	
ATL	34	1084	2432	.446	74	284	.261	563	811	.694	391	837	1228	627	636	1	317	511	181	2805	82.5	
MIN	34	1074	2330	.461	169	459	.368	454	616	.737	371	871	1242	617	603	3	249	439	124	2771	81.5	
CON	34	1010	2384	.424	202	557	.363	502	658	.763	340	869	1209	583	533	2	248	446	116	2724	80.1	
IND	34	936	2114	.443	223	589	.379	548	695	.788	295	778	1073	556	609	4	299	502	165	2643	77.7	
SA	34	969	2251	.430	221	620	.356	481	640	.752	241	824	1065	617	593	1	286	434	124	2640	77.6	
LA	34	973	2188	.445	237	598	.396	440	554	.794	293	784	1077	617	575	2	249	516	115	2623	77.1	
NY	34	999	2306	.433	197	551	.358	389	504	.772	358	757	1115	534	644	5	286	504	129	2584	76.0	
CHI	34	943	2153	.438	163	448	.364	475	616	.771	310	838	1148	567	618	1	269	599	185	2524	74.2	
SEA	34	892	2036	.438	213	599	.356	439	549	.800	269	807	1076	545	643	5	253	547	117	2436	71.6	
WAS	34	878	2165	.406	171	520	.329	481	658	.731	391	735	1126	476	637	5	282	576	113	2408	70.8	
TUL	34	848	2140	.396	167	589	.284	490	611	.802	303	740	1043	491	681	2	251	582	106	2353	69.2	

OPPONENTS' STATISTICS

TEAM	FIELD GOALS			3-PT.			F.G.'S			FREE THROWS			REBOUNDS			MISCELLANEOUS			SCORING			DIFF.
	MADE	ATT.	PCT.	MADE	ATT.	PCT.	MADE	ATT.	PCT.	MADE	ATT.	PCT.	OFF.	DEF.	TOT.	AST	PF	DQ	STL	TO	BLK	
SEA	885	2116	.418	168	468	.359	437	572	.764	291	722	1013	509	545	1	269	482	127	2375	69.9	+1.8	
MIN	896	2169	.413	231	653	.354	480	611	.786	268	757	1025	512	616	1	204	508	121	2503	73.6	+7.9	
IND	925	2182	.424	179	534	.335	481	655	.734	359	776	1135	537	647	1	269	542	134	2510	73.8	+3.9	
NY	923	2154	.429	190	593	.320	506	646	.783	308	792	1100	560	571	2	230	576	124	2542	74.8	+1.2	
CHI	936	2240	.418	166	492	.337	518	679	.763	331	776	1107	566	590	4	313	501	159	2556	75.2	-0.9	
SA	940	2200	.427	175	500	.350	513	642	.799	312	946	1258	552	631	4	250	549	143	2568	75.5	+2.3	
CON	1003	2340	.429	197	568	.347	409	549	.745	345	895	1240	617	652	5	262	526	109	2612	76.8	+3.3	
WAS	995	2142	.465	157	407	.386	531	664	.800	303	779	1082	589	601	3	318	492	167	2678	78.8	-7.9	
LA	1042	2332	.447	207	615	.337	440	572	.769	376	808	1184	616	607	4	262	464	77	2731	80.3	-3.2	
ATL	1006	2333	.431	191	530	.360	544	690	.788	351	827	1178	588	694	3	269	593	183	2747	80.8	+1.7	
TUL	1046	2159	.484	187	472	.396	512	679	.754	282	828	1110	608	590	3	292	485	139	2791	82.1	-12.9	
PHO	1071	2435	.440	228	623	.366	553	731	.756	346	818	1164	628	709	4	274	462	124	2923	86.0	+3.0	

RANK WITHIN LEAGUE

TEAMS' STATISTICS

-----	ATL	CHI	CON	IND	LA	MIN	NY	PHO	SA	SEA	TUL	WAS
Points/game	2	9	4	5	7	3	8	1	6	10	12	11
FG pct.	3	7	10	5	4	2	8	1	9	6	12	11
FT pct.	12	7	8	5	4	10	6	1	9	3	2	11
3-pt FG pct.	12	5	6	2	1	4	7	3	8	9	11	10
Off. Reb./gm	11	6	5	9	10	3	4	6	12	11	8	11
Def. Reb./gm	5	4	3	9	8	2	10	1	6	7	11	12
Rebounds/game	2	5	3	10	8	1	7	4	11	9	12	6
Assists/game	2	7	6	8	3	3	10	1	3	9	11	12
Steals/game	1	6	11	2	9	9	3	12	3	7	8	5
Turnovers/gm	6	12	3	4	7	2	5	8	1	9	11	10
Blocks/gm	2	1	9	3	10	6	5	4	6	8	12	11
Pers.Fouls/gm	7	6	1	5	2	4	10	11	3	9	11	8
DQ/game	11	11	4	8	4	7	10	8	1	10	4	10

OPPONENTS' STATISTICS

-----	ATL	CHI	CON	IND	LA	MIN	NY	PHO	SA	SEA	TUL	WAS
Points/game	10	5	7	3	9	2	4	12	6	1	11	8
FG pct.	8	2	7	4	10	1	6	9	5	3	12	11
FT pct.	10	5	2	1	7	9	8	4	11	6	3	12
3-pt FG pct.	9	4	5	2	3	7	1	10	6	8	12	11
Off. Reb./gm	10	7	8	11	12	1	5	9	6	3	2	4
Def. Reb./gm	9	3	11	3	7	2	6	8	12	1	10	5
Rebounds/game	9	5	11	7	10	2	4	8	12	1	6	3
Assists/game	7	6	11	3	10	2	5	12	4	1	9	8
Steals/game	6	11	4	6	4	1	2	9	3	6	10	12
Turnovers/gm	1	7	5	4	11	6	2	12	3	10	9	8
Blocks/gm	12	10	2	7	1	3	4	4	9	6	8	11
Pers.Fouls/gm	2	9	3	4	7	6	11	1	5	12	9	8
DQ/game	6	2	1	10	2	10	9	2	2	10	6	6

COMBINATION TEAM/OPPONENT STATISTICS, RANK WITHIN LEAGUE

Pts/game/diff.	7	9	3	2	10	1	8	4	5	6	12	11
Off. Reb. Pct.	3	5	7	6	11	2	4	8	12	9	10	1
Def. Reb. Pct.	10	6	7	11	12	1	8	5	3	2	4	9
Total Reb. Pct.	3	6	9	10	11	1	4	7	12	5	8	2

The Fever has been among the WNBA's top three scoring defenses (points per game) in every season since 2005.

2011 WNBA RECAP

WNBA INDIVIDUAL STATISTICS

SCORING AVERAGE	G	FG	FT	PTS	AVG
Taurasi, Pho.	32	208	195	692	21.6
McCoughtry, Atl.	33	235	223	712	21.6
Fowles, Chi.	34	263	154	680	20.0
Langhorne, Was.	31	227	108	563	18.2
Charles, Ct.	34	254	92	600	17.6
Pondexter, N.Y.	34	212	109	591	17.4
Taylor, Pho.	29	164	111	484	16.7
Augustus, Min.	34	231	64	551	16.2
Hammon, S.A.	33	176	99	526	15.9
Catchings, Ind.	33	168	143	511	15.5
Ajavan, Was.	34	174	116	501	14.7
Bird, Sea.	34	183	63	500	14.7
Dupree, Pho.	34	198	98	495	14.6
Montgomery, Ct.	34	154	126	495	14.6
Douglas, Ind.	32	166	47	445	13.9
Prince, Chi.	34	162	90	464	13.6
Whalen, Min.	34	179	89	464	13.6
Jones, Ct.	34	198	54	453	13.3
Cash, Sea.	34	151	115	452	13.3
Moore, Min.	34	164	63	449	13.2
Young, S.A.	33	171	93	435	13.2
Pierson, N.Y.	33	173	79	427	12.9
Jackson, Tul.	34	151	121	423	12.4
Perkins, S.A.	34	154	60	408	12.0
de Souza, Atl.	32	171	36	378	11.8
Milton-Jones, L.A.	34	154	64	397	11.7
Cabbage, Tul.	33	134	112	380	11.5
Carson, N.Y.	32	139	59	361	11.3
Toliver, L.A.	32	126	49	357	11.2
Bonner, Pho.	34	120	90	365	10.7
Davenport, Ind.	34	145	73	363	10.7
Harding, Atl.	34	141	66	358	10.5
Lawson, Ct.	33	111	65	342	10.4
Brunson, Min.	34	137	74	348	10.2
Wright, Sea.	33	118	78	332	10.1
Vaughn, N.Y.	34	149	44	342	10.1
Thompson, L.A.	34	120	55	338	9.9
Powell, N.Y.	33	118	29	319	9.7
Little, Sea.	33	129	55	318	9.6
Phillips, Ind.	31	91	60	268	8.6

REBOUNDS PER GAME	G	OFF	DEF	TOT	AVG
Charles, Ct.	34	126	248	374	11.0
Fowles, Chi.	34	100	247	347	10.2
Brunson, Min.	34	96	205	301	8.9
Jackson, Tul.	34	100	186	286	8.4
Dupree, Pho.	34	86	193	279	8.2
Langhorne, Was.	31	96	139	235	7.6
de Souza, Atl.	32	83	157	240	7.5
Anosike, Was.	34	83	162	245	7.2
Catchings, Ind.	33	63	170	233	7.1
Bonner, Pho.	34	62	176	238	7.0
Cash, Sea.	34	52	182	234	6.9
Vaughn, N.Y.	34	96	131	227	6.7
Young, S.A.	33	48	164	212	6.4
Jones, Ct.	34	64	153	217	6.4
Snow, Chi.	34	39	174	213	6.3
McWilliams-Franklin, Min	34	74	131	205	6.0
McCoughtry, Atl.	33	53	120	173	5.2
Pierson, N.Y.	33	62	110	172	5.2
Little, Sea.	33	46	125	171	5.2
Taylor, Pho.	29	28	113	141	4.9
Coleman, Was.	34	46	118	164	4.8
Davenport, Ind.	34	50	113	163	4.8
Cabbage, Tul.	33	54	102	156	4.7
Bales, Atl.	34	35	125	160	4.7

ASSISTS PER GAME	G	AST	AVG
Whalen, Min.	34	199	5.9
Hammon, S.A.	33	192	5.8
Montgomery, Ct.	34	167	4.9
Bird, Sea.	34	165	4.9
Harding, Atl.	34	162	4.8
Penicheiro, L.A.	34	162	4.8
Pondexter, N.Y.	34	160	4.7
Taylor, Pho.	29	135	4.7
Johnson, Pho.	30	132	4.4
D. Robinson, S.A.	34	132	3.9
Vandersloot, Chi.	34	127	3.7
Taurasi, Pho.	32	114	3.6
Catchings, Ind.	33	115	3.5
Ajavan, Was.	34	105	3.1
Prince, Chi.	34	102	3.0
Mitchell, N.Y.	34	100	2.9
Wright, Sea.	33	97	2.9
Lawson, Ct.	33	96	2.9
Toliver, L.A.	32	93	2.9
Douglas, Ind.	32	91	2.8
Price, Atl.	34	96	2.8
Miller, Was.	34	95	2.8

FIELD GOAL PCT.	FG	FGA	PCT
Fowles, Chi.	263	445	.591
Dupree, Pho.	198	361	.548
Langhorne, Was.	227	425	.534
Davenport, Ind.	145	274	.529
Price, Atl.	108	208	.519
Braxton, Pho.-N.Y.	104	203	.512
Cabbage, Tul.	134	262	.511
Whalen, Min.	179	350	.511
Brunson, Min.	137	268	.511
Parker, L.A.	116	227	.511
Taylor, Pho.	164	321	.511
Augustus, Min.	231	458	.504
de Souza, Atl.	171	343	.499
Vaughn, N.Y.	149	300	.497
Wright, Sea.	118	240	.492
Pierson, N.Y.	173	362	.478
Charles, Ct.	254	543	.468
Douglas, Ind.	166	357	.465
Little, Sea.	129	278	.464
Milton-Jones, L.A.	154	333	.462

3-PT FIELD GOAL PCT.	3FG	3GA	PCT
Pohlen, Ind.	29	62	.468
O'Hea, L.A.	28	63	.444
Miller, Was.	49	111	.441
Douglas, Ind.	66	150	.440
Lawson, Ct.	55	128	.430
Bird, Sea.	71	166	.428
Toliver, L.A.	56	131	.427
Phillips, Ind.	26	61	.426
Augustus, Min.	25	60	.417
Kraayeveld, Chi.	52	127	.409
Taylor, Pho.	45	112	.402
Hodges, S.A.	32	80	.400
Smith, Sea.	49	124	.395
Wiggins, Min.	49	124	.395
Taurasi, Pho.	81	205	.395
Thorn, Chi.	32	81	.395
McCray, Ct.	34	87	.391
Hammon, S.A.	75	193	.389
Johnson, Pho.	25	65	.385
Montgomery, Ct.	61	159	.384

In 2011, Jeanette Pohlen became the first Fever player besides Tamika Catchings to lead the WNBA in any stat category.

2011 WNBA RECAP

WNBA INDIVIDUAL STATISTICS

FREE THROW PCT.	FT	FTA	PCT
Bonner, Pho.	90	99	.909
D. Robinson, S.A.	84	93	.903
Taurasi, Pho.	195	216	.903
Wright, Sea.	78	87	.897
Hammon, S.A.	99	111	.892
Lawson, Ct.	65	73	.890
Catchings, Ind.	143	162	.883
Bird, Sea.	63	72	.875
Taylor, Pho.	111	127	.874
Augustus, Min.	64	74	.865
Dupree, Pho.	98	115	.852
Cash, Sea.	115	136	.846
Perkins, S.A.	60	71	.845
Phillips, Ind.	60	72	.833
Thompson, L.A.	55	66	.833
Milton-Jones, L.A.	64	77	.831
Montgomery, Ct.	126	152	.829
Ajavon, Was.	116	140	.829
Pondexter, N.Y.	109	134	.813
Pierson, N.Y.	79	98	.806

STEALS PER GAME	G	STL	AVG
Lyttle, Atl.	22	52	2.36
Prince, Chi.	34	79	2.32
McCoughtry, Atl.	33	72	2.18
Catchings, Ind.	33	67	2.03
Young, S.A.	33	67	2.03
Taylor, Pho.	29	49	1.69
Ajavon, Was.	34	57	1.68
Price, Atl.	34	52	1.53
Hammon, S.A.	33	49	1.48
Anosike, Was.	34	49	1.44
Montgomery, Ct.	34	49	1.44
Bird, Sea.	34	48	1.41
Moore, Min.	34	48	1.41
Little, Sea.	33	45	1.36
Powell, N.Y.	33	45	1.36
Mitchell, N.Y.	34	44	1.29
Perkins, S.A.	34	44	1.29
Douglas, Ind.	32	41	1.28
Pondexter, N.Y.	34	43	1.26
Langhorne, Was.	31	39	1.26
Wright, Sea.	33	40	1.21
Fowles, Chi.	34	41	1.21
Carson, N.Y.	32	38	1.19
de Souza, Atl.	32	38	1.19

BLOCKS PER GAME	G	BLK	AVG
Fowles, Chi.	34	68	2.00
Charles, Ct.	34	60	1.76
Bales, Atl.	34	53	1.56
de Souza, Atl.	32	43	1.34
Davenport, Ind.	34	45	1.32
Snow, Chi.	34	44	1.29
Sutton-Brown, Ind.	34	41	1.21
Bonner, Pho.	34	36	1.06
Robinson, Sea.	34	33	0.97
McCoughtry, Atl.	33	32	0.97
Catchings, Ind.	33	30	0.91
Pierson, N.Y.	33	30	0.91
Riley, S.A.	34	30	0.88
Cambage, Tul.	33	29	0.88
Anosike, Was.	34	28	0.82
Dupree, Pho.	34	25	0.74
Vaughn, N.Y.	34	25	0.74
McWilliams-Franklin, Min.	34	24	0.71
Thompson, L.A.	34	23	0.68
Little, Sea.	33	22	0.67

MINUTES PER GAME	G	MIN	AVG
Fowles, Chi.	34	1175	34.6
Langhorne, Was.	31	1063	34.3
Jackson, Tul.	34	1152	33.9
Pondexter, N.Y.	34	1151	33.9
Charles, Ct.	34	1136	33.4
Cash, Sea.	34	1128	33.2
Bird, Sea.	34	1123	33.0
Hammon, S.A.	33	1050	31.8
Dupree, Pho.	34	1075	31.6
Young, S.A.	33	1043	31.6
Catchings, Ind.	33	1040	31.5
Ajavon, Was.	34	1065	31.3
Harding, Atl.	34	1037	30.5
Taurasi, Pho.	32	965	30.2
Taylor, Pho.	29	864	29.8
Prince, Chi.	34	1001	29.4
Douglas, Ind.	32	940	29.4
Augustus, Min.	34	997	29.3
Montgomery, Ct.	34	991	29.1
Wright, Sea.	33	953	28.9
Pierson, N.Y.	33	945	28.6
Jones, Ct.	34	971	28.6
McWilliams-Franklin, Min.	34	966	28.4
Powell, N.Y.	33	935	28.3

The only team in history with four players having 50 or more steals, the '09 Fever broke its own mark for steals by a team.

SEVEN CONSECUTIVE WNBA PLAYOFF APPEARANCES

WNBA PLAYOFFS FORMAT

The top four teams from each conference will qualify for the 2012 WNBA Playoffs. The first and fourth-place teams, and the second and third-place teams, will each play a best-of-three conference semifinal series. The winners of the semifinal series in each conference will then play in a best-of-three conference final.

Tiebreaker Procedure

The following tiebreak procedure shall be used to break ties for playoff eligibility, home court advantage and draft order. In determining draft order, non-playoff teams will always select before playoff teams.

Two-Way Tie Between Teams In The Same Conference

1. Better record in head-to-head games
2. Better winning percentage in own conference
3. Better winning percentage against all teams with .500 or better record at the end of the season
4. Better point differential in games head-to-head
5. Coin toss

Two-Way Tie Between Teams In The Different Conference

In order to break a tie, the following criteria will be utilized in the order set forth:

1. Better record in head-to-head games
2. Better winning percentage against teams in the opposite conference
3. Better winning percentage against all teams with .500 or better record at the end of the season
4. Better point differential in games head-to-head
5. Coin toss



More Than Two Teams Tied

As many teams as possible will be eliminated at each step. As soon as one or more teams are eliminated at any step, the process must begin again from step (1).

1. Better winning percentage among all head-to-head games involving tied teams
2. Better winning percentage against teams in own conference (if all teams are from the same conference) or better record against teams in the opposite conference (if one or more teams are in different conferences)
3. Better winning percentage against all teams with .500 or better record at the end of the season
4. Better point differential in games involving tied teams
5. Coin toss

Scheduling

Conference Semifinals

The first and second place teams in each conference will have home court advantage in the Conference Semifinals and will host Game 1 and, if necessary, Game 3 of the series.

Conference Finals

The team with the better regular season record will have home court advantage in the Conference Finals and will host Game 1 and, if necessary, Game 3 of the series.

WNBA Finals

The team with the better regular season record will have home court advantage in the WNBA Finals. The championship series will be played in a 2-2-1 format with the higher seed hosting the first two games and the final game, if necessary.

