

OUTLAWS

L A C R O S S E

OUR CITY, OUR TEAM



DENVER OUTLAWS

2019 MEDIA GUIDE

303-OUTLAWS | DENVEROUTLAWS.COM



Denver Outlaws Corporate Offices

Broncos Stadium at Mile High
1701 Bryant St., Denver, CO 80204

Telephone: (720) 258-3600 • **Ticket Office:** 303-OUTLAWS

Website: www.DenverOutlaws.com

QUICK FACTS

FOUNDED
2006

OWNER
Pat Bowlen

PRESIDENT
Mac Freeman

GENERAL MANAGER
Jon Cohen

HEAD COACH
Tony Seaman

COLORS
Black, Silver and Orange

STADIUM
Broncos Stadium at Mile High

CAPACITY
76,125

ALL-TIME RECORD (PLAYOFFS)
115-55, .676 (11-9, .550)

MLL PLAYOFF APPEARANCES (12)
2006, '07, '08, '09, '10, '11, '12, '13, '14, '16, '17, '18

MLL CHAMPIONSHIP APPEARANCES (8)
2006, '08, '09, '12, '14, '16, '17, '18

MLL CHAMPIONSHIP TITLES (3)
2014, '16, '18

MISSION STATEMENT

The Denver Outlaws are an organization committed to not only winning MLL Championships, but also to growing new lacrosse fans, making a positive impact on the community and providing superior entertainment, value and service.

We seek to attain our mission by working hard to underline the following core values:

Serve as trust-worthy and conscientious representatives of our fans, partners and community, always putting them first every single day.

Build fan loyalty through superior service, product excellence and maximizing customer value.

Make our community a better place through innovative programs and a lead-by-example approach.

Be proactive and accountable in carrying out our mission.

Credits

The 2019 Denver Outlaws Media Guide is published by the Denver Outlaws, 1701 Bryant St., Denver, CO, 80204. All rights reserved.

Project was coordinated by Grant Larson. Writing, layout, design and editing by Larson, Seth Medvin and Patrick Smyth using Adobe InDesign CC desktop publishing application.

Photography by Pretty Instant & Pete Eklund.



2019 DENVER OUTLAWS SCHEDULE

Date	Opponent	Time*	Live Broadcast
May 31 (Fri.)	at New York Lizards	5:30 p.m.	Stadium
June 2 (Sun.)	at Atlanta Blaze	2 p.m.	LSN
June 8 (Sat.)	at Atlanta Blaze	6 p.m.	LSN
June 27 (Thurs.)	vs. Dallas Rattlers	7 p.m.	Altitude/ESPN+
June 29 (Sat.)	at Boston Cannons	3 p.m.	Altitude/LSN
July 4 (Thurs.)	vs. Chesapeake Bayhawks	7 p.m.	Altitude2/Stadium
July 11 (Thurs.)	vs. Atlanta Blaze	12 p.m.	Altitude/LSN
July 21 (Sun.)	vs. Dallas Rattlers	2 p.m.	Altitude/ESPN+
Aug. 3 (Sat.)	vs. Boston Cannons	4 p.m.	Altitude/LSN
Aug. 10 (Sat.)	at Chesapeake Bayhawks	6 p.m.	Altitude2/LSN
Aug. 17 (Sat.)	at Dallas Rattlers	6 p.m.	Altitude2/ESPN+
Aug. 24 (Sat.)	vs. New York Lizards	7 p.m.	Altitude2/Stadium
Aug. 31 (Sat.) %	vs. Boston Cannons	3 p.m.	Altitude2/ESPN+
Sept. 7 (Fri.)	at New York Lizards	5 p.m.	Altitude2/ESPN+
Sept. 14 (Sat.) %	vs. Chesapeake Bayhawks	3 p.m.	Altitude/ESPN+
Sept. 20 (Fri.)	at Chesapeake Bayhawks	6 p.m.	Altitude2/LSN
Oct. 4 (Fri.)#	MLL Semifinals	TBA	ESPN Network
Oct. 6 (Sun.)#	MLL Championship	TBA	ESPN2

**All times MDT; %Peter Barton Stadium at DU; #Location TBD; All games also available on AltitudeNOW*

TEAM DIRECTORY

EXECUTIVE STAFF		FRONT OFFICE STAFF	
Owner	Pat Bowlen	Broncos Senior Strategic Comm. Manager	Seth Medvin
President	Mac Freeman	Coordinator, Digital Media, PR & Marketing.....	Grant Larson
Senior Director, Business/Team Ops	Troy Ergenbright	Director of Gameday Entertainment	Liz Coates
LACROSSE STAFF		Intern, Creative Services & Production.....	Christian Schuepbach
General Manager.....	Jon Cohen	Intern, Marketing and Partnerships.....	Regan Mullen
Head Coach.....	Tony Seaman	Intern, Marketing and Partnerships.....	Mara Notkin
Offensive Coordinator.....	John Grant Jr.	MEDICAL SUPPORT STAFF	
Defensive Coordinator.....	Matt Bocklet	Head Athletic Trainer	Randall Neal
Equipment Manager	Paul Kim	Assistant Athletic Trainer	Katherine Harrison
Strength and Conditioning Coach	Chris Spangler	Team Physician	Phil Stull, MD
FRONT OFFICE STAFF		Team Physician	Jonathan Zonca, MD
Director of Business Development.....	Chuck Olney	Team Physician Assistant.....	Emily Shupe-Talley
Manager, Partnership Marketing & Sponsorship	Jared Weymier	Team Massage Therapist	Anna Castellano
Account Executive.....	Drew Galyardt	Team Chiropractor	Johnathan Weimer
Account Executive.....	Brianna Holliday	DANCE TEAM	
Ticket Sales Representative	Alex Pavone	Director/Choreographer	Margaret Foy
Ticket Sales Representative	Bryan Miller		

Media Contact: Grant Larson

Grant.Larson@DenverOutlaws.com | Phone: 720-258-3606



TABLE OF CONTENTS

Team Directory	1
Biographies - Executives and Coaches.....	3
Biographies - Players.....	8
2019 Numerical Roster.....	38
2019 Alphabetical Roster.....	39
2018 Season Review	40
2018 Box Scores.....	44
Outlaws in the Postseason.....	57
Year-by-Year Team Stats.....	60
Year-by-Year Results	60
The Last Time It Happened	89
Year-by-Year Attendance	90
Outlaws in Overtime	90
Outlaws in One-Goal Games	90
Results by Opponents.....	91
Record Book.....	92
Outlaws Outstanding Performances.....	95
Outlaws All-Time Roster	96
All-Time Honors and Awards.....	99
Miscellaneous.....	100
Media Information	104





FRONT OFFICE AND COACHING STAFF



PAT BOWLEN

OWNER



Pat Bowlen enters his 14th year as Owner of the Denver Outlaws in 2019. The only three-decade owner of a major-league sports team in this state's history, Mr. Bowlen has called Colorado his home since purchasing the NFL's Denver Broncos in 1984.

The Outlaws' 2014, '16 and '18 MLL Championships, paired with the Broncos' recent win in Super Bowl 50, give Mr. Bowlen seven major sports championships as an owner (Denver Broncos - 1997, '98, '15; Colorado Crush - 2005; Denver Outlaws - 2014, '16, '18).

Mr. Bowlen has presided over the winningest franchise in MLL history (115-55, .676) with the Outlaws earning a playoff berth 12 of the team's 13 seasons.

Averaging more than 10,000 fans per game, Denver has led Major League Lacrosse in home attendance every year but one since it entered the league. The team's annual Mile High Fourth of July Game brings in nearly 30,000 fans each year and the 2015 edition hold the all-time attendance record for professional lacrosse.

Bowlen has fashioned a powerful reputation among his peers as a bold, dynamic leader who is single-minded in his pursuit of excellence, whether representing the Broncos, the Outlaws, the city of Denver, the state of Colorado, Major League Lacrosse or the National Football League. His status and reputation in the professional sports landscape received the highest recognition on Feb. 2, 2019, when Mr. Bowlen was voted into the Pro Football Hall of Fame.

Mr. Bowlen has donated more than \$25 million to charitable organizations in the Denver area as chairman of the board of the Denver Broncos Charities Fund. He received the 2013 Mizel Institute Community Enrichment Award, the region's most prestigious philanthropic accolade, for his community leadership and unwavering commitment to the city of Denver and the state of Colorado.

Mr. Bowlen served as the Honorary Chairman of the Colorado Special Olympics for 19 years and was the organization's Outstanding Celebrity in 1993. In addition, Mr. Bowlen has served as the Honorary Chairman of the Stadium Stampede (formerly the Colorado Family Classic) to benefit St. Joseph's Hospital Foundation for 30 years.

He was Honorary Chairman of the Capuchin Friars Brown Robe Benefit fundraising dinner for 20 years. Mr. Bowlen also chaired the 1989 Centennial Scholarship rally at the University of Northern Colorado in Greeley and was Co-Chairman of the Rose Medical Center Critical Care Campaign from 1986-89.

Mr. Bowlen was elected to the University of Denver Board of Trustees in 1987 and the Colorado Academy Board of Trustees in 1991. His previous DU committee memberships also included the Athletic Affairs Committee, the Institutional Advancement Committee and the Institutional Advancement/University Relations subcommittee.

A former member of the Young President's Organization, Mr. Bowlen was a member of the American Ireland Fund Dinner Committee for 22 years and Trustee for the Irish Community Center for 11 years.

Mr. Bowlen has maintained an active lifestyle throughout his life, including competing in the Ironman Triathlon—an event in which one must swim 2.4 miles, ride 112 miles on a bicycle and run 26.2 miles, all consecutively—as well as in other triathlon races and several marathons.

Pat Bowlen was born in Praire du Chien, Wis., where he attended high school. He went on to the University of Oklahoma, earning degrees in both business (1965) and law (1968). After successful careers in oil, gas and real estate, he purchased the Denver Broncos in 1984.





MAC FREEMAN

PRESIDENT

Mac Freeman is the President of the Denver Outlaws and Chief Commercial Officer for the Denver Broncos. In that role, he has developed Broncos Stadium at Mile High into one of the premier locations in the country for sporting events, concerts and private events.

The driving force behind the creation of the Denver Outlaws Lacrosse Club, Freeman joined the Broncos in January of 2001 after serving as general manager for the final three years at Mile High Stadium. He possesses experience in every major professional league, having worked in the NFL, MLB, NBA, NHL, MLL and MLS and has worked in every type of public assembly venue including stadiums, arenas, theaters and amphitheatres.

Having spent more than 15 years in private management of public facilities, Freeman brings significant expertise in event booking, fiscal planning and budgeting, and efficient facility operations. Prior to his assignment in Denver, Freeman served as the assistant general manager of both Three Rivers Stadium and Mellon Arena in Pittsburgh.

While in management now, Freeman comes from a marketing background, having served as the director of marketing at the Los Angeles Memorial Coliseum and Sports Arena, Pittsburgh's Mellon Arena and the Richmond Coliseum and Mosque Theater.

Freeman is active in the community serving on boards with Denver City Lax, the Metro Denver Sports Commission and the Denver Civic Ventures Inc., the public purpose board of the Downtown Denver Partnership.

Freeman received a Bachelor of Arts in Political Science from Hampden-Sydney College in Hampden-Sydney, Va. He and his wife, Molly, have three children, Lily, James and Jack.



JON COHEN

GENERAL MANAGER

Jon Cohen enters his 13th season with the Outlaws in 2019 and first as general manager.

Cohen, the Outlaws' longest tenured coach, has served as Director of Player Personnel (2018), Assistant GM/Coach (2013-18), Head Equipment Manager (2008-12) and Visiting Team Liaison (2007) for Denver.

Denver boasts a 105-53 (.665 pct.) record in Cohen's time with the club, which represents the best record in the league in that

span. In his six years as Assistant General Manager, Denver amassed a 55-29 (.655 pct.) record and won the major League Lacrosse Championship in 2014, '16 and '18.

As Director of Player Personnel and Assistant GM, Cohen was pivotal in acquiring a number of the league's premier rookies in 2017 and '18, including Zach Currier, Romar Dennis, Finn Sullivan, Eli Gobrecht, Chris Cloutier and Matt Gilray.

In 2016, Cohen helped lead the Outlaws to its tenth MLL Playoff appearance, sixth MLL Championship appearance, and second MLL Title in franchise history.

He helped lead the 2013 Outlaws to becoming the first team in MLL history to finish a season undefeated. Denver set 21 team records and 10 MLL records in 2013 on its way to become the first team in MLL history and just the fourth team in North American major pro sports to finish a regular season undefeated.

The longest tenured member of the team's player/coach roster, Cohen has worked with four head coaches in his 12 seasons with the Outlaws. Denver has made the playoffs in 11 of the 12 seasons that Cohen has been on the club's staff.

Cohen graduated from the University of Nevada Las Vegas in 2009, majoring in Hospitality Management. He played lacrosse at UNLV where he was an All American and Academic All-American defender.

Before moving to Colorado, Cohen was a two-time Nevada high school state champion coach at Bishop Gorman in 2008 and 2009. In 2009 he was recognized by US Lacrosse as the Nevada High School Assistant Coach of the Year. He is currently the head coach at Heritage High School in Littleton, Colo.

COACHING RECORD

Year	Position	Team	W	L	Pct.
2018	Assistant GM	Denver Outlaws	8	6	.571
2017	Assistant GM	Denver Outlaws	9	5	.643
2016	Assistant GM	Denver Outlaws	8	6	.571
2015	Assistant GM	Denver Outlaws	7	7	.500
2014	Assistant GM	Denver Outlaws	9	5	.643
2013	Assistant GM	Denver Outlaws	14	0	1.000
2012	Equipment	Denver Outlaws	11	3	.786
2011	Equipment	Denver Outlaws	7	5	.583
2010	Equipment	Denver Outlaws	8	4	.667
2009	Equipment	Denver Outlaws	9	3	.750
2008	Equipment	Denver Outlaws	8	4	.667
2007	Liaison	Denver Outlaws	7	5	.583



TONY SEAMAN

HEAD COACH

Seaman enters his eighth overall season with the Outlaws and first as head coach. Serving as the team's general manager from 2012-18, Seaman assembled rosters that featured 40 MLL All-Stars, 13 All-MLL selections and seven year-end MLL award winners including Chris Cloutier (Rookie of the Year) in 2018. In his seven years as the team's general manager, the Outlaws amassed a league-best 66-32 (.673 pct.) record and won three MLL Championships.

Seaman joined the Outlaws after spending the previous 28 years coaching at the collegiate level. He currently serves as a member of the prestigious NCAA Division I Men's Lacrosse Committee.

In his first five years as GM, the Outlaws set a league record for wins in a five-year span and delivered Denver its first and second MLL Championships.

Seaman helped lead the Outlaws to their third Steinfeld Trophy win in five seasons in 2018, thanks in large part to his success in that season's supplemental and collegiate drafts. Seaman struck gold with Dillon Ward and Eli Gobrecht in the supplemental draft, while collegiate acquisitions Chris Cloutier and Matt Gilray provided a much-needed midseason spark.

Highlighted by rookie phenoms Zach Currier, Romar Dennis and Finn Sullivan, the Outlaws' 2017 collegiate draft haul further solidified Seaman as the league's premier general manager and added more young talent to an already loaded Outlaws roster.

After a disappointing 3-6 start to the 2016 campaign, Seaman orchestrated a blockbuster deal that shipped MLL legend John Grant Jr., to the Ohio Machine in exchange for goaltender Adam Fullerton and Ohio's second-round pick in 2017 collegiate draft.

Following the trade, the Outlaws strung together seven consecutive wins to steal the No. 3 seed in the 2016 playoffs, and eventually beat Grant Jr., and the Machine in the Championship game.

Denver earned the MLL's top playoff seed the first two years under Seaman's leadership and the No. 2 seed in the 2014 MLL Playoffs.

Seaman engineered a team that set 21 team records and 10 MLL records in 2013 on its way to become the first in MLL history and just the fourth team in North American major pro sports to finish a season undefeated. Denver's 14-0 record set a league mark for most wins in a season.

The 2013 Outlaws squad earned four year-end league awards, which tied the 2004 Philadelphia Barrage for the most individual honors in MLL history. Head Coach Jim Stagnitta, who was hired by Seaman before the 2012 season, earned Coach of the Year, Drew Snider earned Most Improved Player, Jesse Schwartzman was named Goalie of the Year and Lee Zink won the Defenseman of the Year Award.

In his first season overseeing the Outlaws personnel department in 2012, Seaman built a squad that earned the MLL's No. 1 playoff seed after finishing with a league-best 11-3 record and advanced to the MLL Championship Game.

Seaman dealt for midfielder Jeremy Sieverts prior to the 2012 season. Sieverts, who entered the year with just six career points, earned the league's Most Improved Player Award that year after netting 26 goals with seven assists and seven two-pointers to finish as the league's ninth-leading scorer with 40 points.

Seaman made a deal to acquire Drew Snider, who totaled 12 points as a rookie in 2012 before exploding for a 46-point output and earning the league's Most Improved Player of the Year in 2013.

Seaman orchestrated a trade for attackman Chris Bocklet before the rookie had played his first MLL contest. Bocklet went on to earn a pair of Rookie of the Week honors and finished the year with 17 goals and three assists in just seven regular season games. as a rookie and ranked

COACHING RECORD

Year	Position	Team	W	L	Pct.
2018	GM	Denver Outlaws	8	6	.571
2017	GM	Denver Outlaws	9	5	.643
2016	GM	Denver Outlaws	8	6	.571
2015	GM	Denver Outlaws	7	7	.500
2014	GM	Denver Outlaws	9	5	.643
2013	GM	Denver Outlaws	14	0	1.00
2012	GM	Denver Outlaws	11	3	.786
2010	Head Coach	Towson	7	8	.467
2009	Head Coach	Towson	7	10	.412
2008	Head Coach	Towson	5	9	.357
2007	Head Coach	Towson	9	7	.563
2006	Head Coach	Towson	8	6	.571
2005	Head Coach	Towson	11	5	.688
2004	Head Coach	Towson	11	5	.688
2003	Head Coach	Towson	9	6	.600
2002	Head Coach	Towson	7	5	.583
2001	Head Coach	Towson	14	4	.778
2000	Head Coach	Towson	3	10	.231
1999	Head Coach	Towson	5	8	.385
1998	Head Coach	Johns Hopkins	10	4	.714
1997	Head Coach	Johns Hopkins	10	4	.714
1996	Head Coach	Johns Hopkins	8	6	.571
1995	Head Coach	Johns Hopkins	13	1	.929
1994	Head Coach	Johns Hopkins	9	5	.643
1993	Head Coach	Johns Hopkins	11	4	.733
1992	Head Coach	Johns Hopkins	8	5	.615
1991	Head Coach	Johns Hopkins	8	4	.667
1990	Head Coach	Pennsylvania	6	7	.462
1989	Head Coach	Pennsylvania	9	5	.643
1988	Head Coach	Pennsylvania	11	4	.733
1987	Head Coach	Pennsylvania	10	5	.667
1986	Head Coach	Pennsylvania	6	7	.462
1985	Head Coach	Pennsylvania	10	4	.714
1984	Head Coach	Pennsylvania	12	2	.857
1983	Head Coach	Pennsylvania	10	3	.769
Record as GM			66	32	.673
Record as Head Coach			247	153	.618
TOTAL			313	185	.629



fourth in the league with seven postseason goals. In 2013, Bocklet was the league's leading goal scorer with 42 goals and tied atop the MLL leaderboard with 55 total points.

Denver's 2012 rookie class assembled by Seaman accounted for 52 goals and 17 assists on the season. Five different rookies scored for the team in 2012 and the rookie class accounted for 20.2 percent of the team's offense.

During his first season as the team's general manager, the Outlaws set franchise records in wins (11), goals (229), assists (116), ground balls (482) and shooting percentage (.348) with the 229 goals representing a single-season MLL record.

Seaman tutored 85 All-Americans during coaching career at the University of Pennsylvania (1983-91), Johns Hopkins University (1991-99) and Towson University (1999-2011). He registered a 247-153 (.618 pct.) career coaching record at the college level and his teams reached the NCAA Tournament 19 times during his career.

He is the only coach to be named the NCAA National Coach of the Year at two different schools (Penn – 1983, '84 and Towson – 2001), and is the only coach in NCAA Division I lacrosse history to lead three different schools to the NCAA tournament (Penn – 6 times, Johns Hopkins – 8 times and Towson – 5 times).

In 1994, Seaman coached the United States National Team in the 1994 ILF World Championships in Manchester, England, leading the U.S. to the gold medal.

Seaman and his wife, Guri have a daughter, Barb, who played lacrosse at Penn and a son, Greg, who played for Princeton University.





PLAYER BIOGRAPHIES

WYLET

LLC

OUTLAW

33

GOBRECHT

27

STONE LAW L

STONE L



MAX ADLER

9

FACEOFF

5-10 • 180 • 3RD YR. • BENTLEY

BORN: July 6, 1994 in Rockville Centre, N.Y.

HIGH SCHOOL: Northfield Mount Hermon, Mount Hermon, Mass.

ACQUIRED: MLL Collegiate Draft, 2017

MLL YEAR: 3rd • **YEAR WITH OUTLAWS:** 3rd

REGULAR SEASON GAMES PLAYED: 10 • **POSTSEASON GAMES PLAYED:** 2

ADLER AT A GLANCE

- A third-year faceoff specialist from Bentley University that's won 177-of-310 (57.1%) of faceoffs taken in 10 career games played.
- Played in seven regular season games in 2018 and ranked third in MLL by winning 57.9 percent of faceoffs (131-of-227).
- Won a career-high 71.8 percent of faceoffs (28-of-39) in a matchup against Trevor Baptiste on July 4, 2018.
- Played for Team Israel in the 2018 FIL World Lacrosse Championship and served as the team's primary faceoff specialist.
- Made his professional debut on July 15, 2017 at Ohio.
- Finished fourth in Division II in faceoff-win percentage (67.9 percent) as a senior at Bentley and ranked third in ground balls per game (9.54).
- Drafted by Denver in the seventh round (61st overall) of the 2017 MLL Collegiate Draft.

9's Trophy Case

Team Israel	2018
MLL Champion (1)	2018

2018: Played in seven regular season games and ranked third in MLL by winning 57.9 percent of faceoffs (131-of-227)... Led the Outlaws with 48 ground balls and ranked 10th in MLL, despite playing in just seven games... Won 24-of-34 faceoffs in his season debut, filling in for an injured Tom Kelly (5/19 vs. Cha.)... Took over as the Outlaws' primary faceoff specialist in Week 9 after the team traded Kelly to New York... Won a career-high 71.8 percent of faceoffs (28-of-39) in a matchup against Trevor Baptiste on July 4... Missed the game against Dallas (7/22) as he played for Team Israel in the 2018 FIL World Lacrosse Championship... Won 19-of-29 faceoffs (65.5%) in the semifinals win over Chesapeake (8/11)... Won 51.7% (15-of-29) of faceoffs in the Outlaws' championship win over Dallas (8/18) despite suffering a knee injury early in the game.

2017: Played in three games as a rookie, recording one goal and 19 ground balls while winning 46-of-83 faceoffs (55.4%)... Recorded 13 ground balls at Chesapeake (8/3), an Outlaws season-high.

COLLEGE: Dominated in the face-off circle during his career at Bentley, finishing fourth in Division II in face-off winning percentage (67.9%) as a senior and ranking third in ground balls per game (9.54)... Ranked third in face-off winning percentage (.728) and fourth in ground balls per game (9.15) as a junior.

PERSONAL: Max Adler was born on July 6, 1994 in Ft. Lauderdale, Fla... Son of Matt and Dana... Has one sibling, Michael.

Career Stats vs. MLL

Team	GP	G	A	Pts.	GB	FO%
Atl.	1	0	1	1	5	46.2
Bos.	1	0	0	0	9	71.8
Cha.	2	0	0	0	16	64.2
Che.	2	1	0	1	18	58.7
Dal.	1	0	0	0	0	35.3
Fla.	1	0	0	0	7	53.7
N.Y.	0	-	-	-	-	-
Ohio	2	0	0	0	13	50.9
Total	10	1	1	2	68	57.1

*Regular Season Only

Career Highs:	G	2ptG	A	P	PIM	GB	SOG	FOW	FO%
	1	0	1	1	0.5	13	1	28	71.8%
	8/3/17 @ Che.	-	Twice	Twice	7/4/18 vs. Bos.	8/3/17	Three Times	7/4/18 vs. Bos.	7/4/18 vs. Bos.

Adler's Regular Season MLL Stats

*Regular Season Only

YEAR	TEAM	GP	G	2ptG	A	PTS	PIM	PPG	PPA	SHG	SHA	GWG	GB	TO	CTO	S	SPCT	SOG	FO
2017	Den.	3	1	0	0	1	0.0	0	0	0	0	0	19	2	0	3	.333	1	46-83
2018	Den.	7	0	0	1	1	0.5	0	0	0	0	0	49	6	1	3	.000	3	131-227
TOTALS		10	1	0	1	2	0.5	0	0	0	0	0	68	8	1	6	.167	4	177-310

Adler's Postseason MLL Stats

YEAR	TEAM	GP	G	2ptG	A	PTS	PIM	PPG	PPA	SHG	SHA	GWG	GB	TO	CTO	S	SPCT	SOG	FO
2017	Den.	0	-	-	-	-	-	-	-	-	-	-	-	-	-	-	-	-	-
2018	Den.	2	0	0	0	0	0.0	0	0	0	0	0	18	1	0	1	.000	0	34-58
TOTALS		2	0	0	0	0	0.0	0	0	0	0	0	18	1	0	1	.000	0	34-58



Max Adler's Career Game-By-Game Stats

2017 Game-By-Game Stats

*victories asterisked

DATE	GAME	G	2ptG	A	PTS	PIM	PPG	PPA	GWG	GB	S	SPCT	SOG	CTO	FO
Denver Outlaws (9-5)															
GAMES 1-9		DNP	-	-	-	-	-	-	-	-	-	-	-	-	-
7/15	@Ohio.*	0	0	0	0	0.0	0	0	0	6	1	.000	0	0	15-27
7/20	vs. Roc.	0	0	0	0	0.0	0	0	0	0	0	.000	0	0	6-17
GAMES 10-11		DNP	-	-	-	-	-	-	-	-	-	-	-	-	-
8/3	@Che.	1	0	0	1	0.0	0	0	0	13	2	.500	1	0	25-39
Season Totals		1	0	0	1	0.0	0	0	0	19	3	.333	1	0	46-83
8/11	vs. Roc.*	DNP	-	-	-	-	-	-	-	-	-	-	-	-	-
8/18	Ohio	DNP	-	-	-	-	-	-	-	-	-	-	-	-	-
Postseason Totals		-	-	-	-	-	-	-	-	-	-	-	-	-	-

2018 Game-By-Game Stats

*victories asterisked

DATE	GAME	G	2ptG	A	PTS	PIM	PPG	PPA	GWG	GB	S	SPCT	SOG	CTO	FO
Denver Outlaws (8-6)															
GAMES 1-6		DNP	-	-	-	-	-	-	-	-	-	-	-	-	-
5/19	vs. Cha.	0	0	0	0	0.0	0	0	0	9	0	.000	0	0	24-34
6/2	@Cha.*	0	0	0	0	0.0	0	0	0	7	1	.000	1	0	19-33
6/7	vs. Ohio*	DNP	-	-	-	-	-	-	-	-	-	-	-	-	-
6/16	vs. Fla.*	0	0	0	0	0.0	0	0	0	7	1	.000	1	0	22-41
6/23	@Ohio*	0	0	0	0	0.0	0	0	0	7	0	-	0	1	14-30
7/4	vs. Bos.*	0	0	0	0	0.5	0	0	0	9	1	.000	1	0	28-39
7/22	vs. Dal.	DNP	-	-	-	-	-	-	-	-	-	-	-	-	-
7/28	@Che.	0	0	0	0	0.0	0	0	0	5	0	-	0	0	12-24
8/4	@Atl.*	0	0	1	1	0.0	0	0	0	5	0	-	0	0	12-26
Season Totals		0	0	1	1	0.5	0	0	0	49	3	.000	3	1	131-227
8/11	@Che.*	0	0	0	0	0.0	0	0	0	9	1	.000	0	0	19-29
8/18	Dal.*	0	0	0	0	0.0	0	0	0	9	0	-	0	0	15-29
Postseason Totals		0	0	0	0	0.0	0	0	0	18	1	.000	0	0	34-58





TIM BARBER

14

MIDFIELD

5-10 • 190 • 4TH YR. • SYRACUSE

BORN: Sept. 3, 1994 in Singapore

HIGH SCHOOL: West Genesee High School, Fairmount, N.Y.

ACQUIRED: MLL Player Relocation, 2019

MLL YEAR: 4th • **YEAR WITH OUTLAWS:** 3rd

REGULAR SEASON GAMES PLAYED: 29 • **POSTSEASON GAMES PLAYED:** 3

BARBER AT A GLANCE

- A fourth-year midfielder out of Syracuse that's recorded 30 points (23 goals, 1 2pt. goal, 6 assists) in 29 career games with Denver (2016-17) and Florida (2017-19).
- Recorded seven points (5 goals, 1 2pt. goal, 1 assist) in 10 games played with Florida in 2018.
- Totaled 21 points (16 goals, 5 assists) in 16 games played with Denver from 2016-17.
- Traded from Denver to Florida midway through the 2017 season and was reacquired by Denver in the 2019 offseason.
- Was a two-year starter at Syracuse University, earning ACC All-Tournament Teams honors as a senior.
- Drafted by Denver in the sixth round (48th overall) of 2016 MLL Collegiate Draft.

14's Trophy Case

MLL Champion (1) 2016

2018: Played in 10 games with Florida, recording seven points (5 goals, 1 2pt. goal, 1 assist) and four ground balls.

2017: Played in 11 total games between Denver (8) and Florida (3), totaling 12 points (10 goals, 2 assists)... Was acquired by the Launch in a midseason trade with Denver... Scored a career-high four points (3 goals, 1 assist) vs. Rochester (5/27)... Recorded multiple points in five of 11 games played.

2016: Appeared in eight regular season games as a rookie with Denver, recording 11 points (8 goals, 3 assists)... Played in both postseason contests, including the championship win over Ohio (8/20).

COLLEGE: Played two years at Syracuse University following a two-year stint at Onondaga Community College... Appeared in 32 games for the Orange and recorded 28 goals and 15 assists during his senior campaign... Named to the ACC All-Tournament Team in 2016 and earned ACC Player of the Week accolades in March of 2016.

PERSONAL: Tim Barber was born on Sept. 3, 1994 in Singapore... Attended West Genesee High School in Fairmount, N.Y. and was rated the No. 92 overall prospect in the Class of 2012 by Inside Lacrosse... Named a U.S. High School Lacrosse All-American... His older brother Ryan was a midfielder for the Orange from 2009-13... Majored in communications and rhetorical studies at Syracuse.

Career Stats vs. MLL

Team	GP	G	A	Pts.	GB	CTO
Atl.	4	3	0	3	1	0
Bos.	6	5	2	7	3	0
Cha.	4	1	0	1	0	0
Che.	2	1	0	1	0	0
Dal.	3	5	1	6	0	0
Den.	2	1	0	1	0	0
Fla.	2	2	1	3	1	0
N.Y.	4	4	2	6	2	0
Ohio	2	1	0	1	0	0
Total	29	23	6	29	7	0

*Regular Season Only

Career Highs:	G	2ptG	A	P	PIM	GB	S	SOG	CTO
	3	0	1	4	0.0	2	5	4	0
	5/27/17 vs. Roc.	-	Six Times	5/27/17 vs. Roc.	-	6/9/18 @ N.Y.	Three Times	Three Times	-

Barber's Regular Season MLL Stats

*Regular Season Only

YEAR	TEAM	GP	G	2ptG	A	PTS	PIM	PPG	PPA	SHG	SHA	GWG	GB	TO	CTO	S	SPCT	SOG	FO
2016	Den.	8	8	0	3	11	0.0	0	0	0	0	0	2	10	0	20	.400	14	0-0
2017	Den.	8	8	0	2	10	0.0	0	0	0	0	0	1	1	0	21	.381	14	0-0
2017	Fla.	3	2	0	0	2	0.0	0	0	0	0	0	0	3	0	8	.250	4	0-0
2018	Fla.	10	5	1	1	7	0.0	1	0	0	0	0	4	9	0	25	.200	14	0-0
TOTALS		29	23	1	6	30	0.0	1	0	0	0	0	7	23	0	74	.311	46	0-0

Barber's Postseason MLL Stats

YEAR	TEAM	GP	G	2ptG	A	PTS	PIM	PPG	PPA	SHG	SHA	GWG	GB	TO	CTO	S	SPCT	SOG	FO
2016	Den.	2	0	0	0	0	0.0	0	0	0	0	0	0	0	0	4	.000	2	0-0
2017	Fla.	1	1	0	1	2	0.0	0	0	0	0	0	1	0	0	2	.500	2	0-0
TOTALS		3	1	0	1	2	0.0	0	0	0	0	0	1	0	0	6	.167	4	0-0



Tim Barber's Career Game-By-Game Stats

2016 Game-By-Game Stats

*victories asterisked

DATE	GAME	G	2ptG	A	PTS	PIM	PPG	PPA	GWG	GB	S	SPCT	SOG	CTO	FO
Denver Outlaws (8-6)															
GAMES 1-4		DNP	-	-	-	-	-	-	-	-	-	-	-	-	-
5/28	vs. Bos.*	1	0	1	2	0.0	0	0	0	1	2	.500	2	0	0-0
6/3	at N.Y.	0	0	1	1	0.0	0	0	0	0	2	.000	0	0	0-0
6/11	at Fla.	2	0	1	3	0.0	0	0	0	1	3	.666	3	0	0-0
6/18	vs. Roc.*	0	0	0	0	0.0	0	0	0	0	2	.000	1	0	0-0
GAMES 9-10		DNP	-	-	-	-	-	-	-	-	-	-	-	-	-
7/16	vs. Atl.*	2	0	0	2	0.0	0	0	0	0	5	.200	4	0	0-0
7/23	@Cha.*	1	0	0	1	0.0	0	0	0	0	2	.000	2	0	0-0
7/28	@Roc.*	2	0	0	2	0.0	0	0	0	0	3	.333	2	0	0-0
7/30	vs. Cha.*	0	0	0	0	0.0	0	0	0	0	1	.333	0	0	0-0
Season Totals		8	0	3	11	0.0	1	0	0	2	20	.400	14	0	0-0
8/13	@N.Y.*	0	0	0	0	0.0	0	0	0	0	1	.000	0	0	0-0
8/20	Ohio*	0	0	0	0	0.0	0	0	0	0	2	.000	2	0	0-0
Postseason Totals		0	0	0	0	0.0	0	0	0	0	3	.000	2	0	0-0

2017 Game-By-Game Stats

*victories asterisked

DATE	GAME	G	2ptG	A	PTS	PIM	PPG	PPA	GWG	GB	S	SPCT	SOG	CTO	FO
Denver Outlaws (9-5)															
4/22	@Cha.*	0	0	0	0	0.0	0	0	0	0	2	.000	2	0	0-0
4/29	@N.Y.*	2	0	0	2	0.0	0	0	0	0	2	1.000	2	0	0-0
5/7	vs. Cha.*	0	0	0	0	0.0	0	0	0	0	0	-	0	0	0-0
5/13	@Fla.*	0	0	0	0	0.0	0	0	0	0	2	.000	2	0	0-0
5/27	vs. Roc.	3	0	1	4	0.0	0	0	0	0	4	.750	4	0	0-0
6/3	@Bos.*	2	0	0	2	0.0	0	0	0	1	4	.500	2	0	0-0
6/17	vs. Bos.	0	0	0	0	0.0	0	0	0	0	2	.000	0	0	0-0
6/24	vs. N.Y.*	1	0	1	2	0.0	0	0	0	0	5	.200	2	0	0-0
Outlaws Totals		8	0	2	10	0.0	0	0	0	1	21	.381	14	0	0-0

TRADED TO FLORIDA ON JUNE 27


Florida Launch (8-6)

7/1	@Atl.	0	0	0	0	0.0	0	0	0	0	4	.000	1	0	0-0
7/15	vs. Che.*	0	0	0	0	0.0	0	0	0	0	1	.000	1	0	0-0
7/29	@Bos.*	2	0	0	2	0.0	0	0	0	0	3	.666	2	0	0-0
Launch Totals		2	0	0	2	0.0	0	0	0	0	8	.250	4	0	0-0
Season Totals		10	0	2	12	0.0	0	0	0	1	29	.345	18	0	0-0
8/11	@Ohio	1	0	1	2	0.0	0	0	0	0	2	.500	2	0	0-0
Postseason Totals		1	0	1	2	0.0	0	0	0	0	2	.500	2	0	0-0

2018 Game-By-Game Stats

*victories asterisked

DATE	GAME	G	2ptG	A	PTS	PIM	PPG	PPA	GWG	GB	S	SPCT	SOG	CTO	FO
Florida Launch (5-9)															
4/22	@Atl.*	1	0	0	1	0.0	0	0	0	0	3	.333	1	0	0-0
4/28	vs. Che.	1	0	0	1	0.0	1	0	0	0	2	.500	2	0	0-0
5/6	vs. Den.*	1	0	0	1	0.0	0	0	0	0	5	.200	4	0	0-0
5/10	vs. Bos.	0	0	1	0	0.0	0	0	0	0	2	.000	1	0	0-0
6/2	@Bos.	0	0	0	0	0.0	0	0	0	1	0	-	0	0	0-0
6/9	@N.Y.*	1	0	0	1	0.0	0	0	0	2	4	.250	1	0	0-0
6/16	@Den.	0	0	0	0	0.0	0	0	0	0	3	.000	2	0	0-0
7/7	vs. Ohio	1	0	0	1	0.0	0	0	0	0	1	1.000	1	0	0-0
7/26	@Ohio*	0	0	0	0	0.0	0	0	0	0	2	.000	0	0	0-0
7/28	vs. Atl.	0	0	0	0	0.0	0	0	0	1	3	.000	2	0	0-0
Season Totals		5	1	1	7	0.0	1	0	0	4	25	.200	14	0	0-0



ZACH CURRIER

25

MIDFIELD

6-0 • 180 • 3RD YR. • PRINCETON

BORN: May 30, 1994 in Peterborough, Ont.

HIGH SCHOOL: Culver Military Academy

ACQUIRED: MLL Collegiate Draft, 2017

MLL YEAR: 3rd • **YEAR WITH OUTLAWS:** 3rd

REGULAR SEASON GAMES PLAYED: 16 • **POSTSEASON GAMES PLAYED:** 4

CURRIER AT A GLANCE

- A third-year midfielder who has recorded 48 points (23 goals, 25 assists) in 16 career games.
- Earned MLL All-Star honors in each of his first two professional seasons.
- Has recorded multiple points in every game of his professional career.
- Led all rookie midfielders in 2017 with 15 assists, and was the only player in all of MLL with at least 15 assists, 30 ground balls and four caused turnovers.
- Made his professional debut on June 3, 2017 at Boston.
- Earned first-team All-American accolades and was a two-time first-team All-Ivy League selection during his career at Princeton.
- Drafted by Denver in the first round (sixth overall) of the 2017 MLL Collegiate Draft.

25's Trophy Case

MLL All-Star (2).....	2017-18
Team Canada (Silver Medal).....	2018
MLL Champion (1).....	2018

2018: Played in seven regular season games and recorded 22 points on 12 goals and 10 assists...

Tallied 30 ground balls and three caused turnovers while also shooting an efficient .444 from the field... Missed the first six games of the season while finishing his NLL season with the Calgary Roughnecks... Scored a season-high five points on three goals and two assists in the Fourth of July win over Boston... Recorded four points on two goals and two assists in the Outlaws' playoff-clinching win over the Atlanta Blaze (8/4)... Tallied five points (4 goals, 1 assist) and corralled nine ground balls in the semifinals win at Chesapeake (8/11)... Scored two goals, dished out an assist and caused two turnovers in the championship win over Dallas (8/18).

2017: Played in nine regular season games, recording 11 goals and 15 assists for 26 points...

Named to the MLL All-Star game after playing in just four career games... Recorded multiple points in every game of his rookie campaign... Tallied one goal and three assists in a win against New York (6/24)... Recorded a career-best four assists against Ohio (7/23)... Scored two goals and dished out one assist in the playoff-clinching win against Chesapeake (7/27)... Ranked third on the team with seven postseason points (two goals, five assists).

COLLEGE: Named first-team All-American and unanimous first-team All-Ivy League as a senior after recording 24 goals and 34 assists while winning 56.4 percent (114-of-202) of faceoffs... Earned honorable mention All-American and first-team All-Ivy League accolades as a junior... Was a second-team All-Ivy League selection as a sophomore... Finished his career ranked second all-time at Princeton with 302 ground balls.

PERSONAL: Zach Currier was born May 30, 1994 in Peterborough, Ontario... Son of Roger Currier and Michelle Dunn... Plays with the Calgary Roughnecks of the National Lacrosse League.

Career Stats vs. MLL

Team	GP	G	A	Pts.	GB	CTO
Atl.	2	4	2	6	8	2
Bos.	3	6	5	11	12	1
Cha.	1	2	1	3	4	0
Che.	3	4	4	8	9	2
Dal.	1	1	2	3	3	0
Fla.	1	1	1	2	7	0
N.Y.	1	1	3	4	6	0
Ohio	4	4	7	11	13	2
Total	16	23	25	48	62	7

*Regular Season Only

Career Highs:	G	2ptG	A	P	PIM	GB	S	SOG	CTO
	3	0	4	5	0.0	7	5	3	1
	7/4/18 vs. Bos.		7/23/17 vs. Ohio	7/4/18 vs. Bos.		6/16 vs. Ohio	7/4 vs. Bos.	Three Times	Three Times

Currier's Regular Season MLL Stats

*Regular Season Only

YEAR	TEAM	GP	G	2ptG	A	PTS	PIM	PPG	PPA	SHG	SHA	GWG	GB	TO	CTO	S	SPCT	SOG	FO
2017	Den.	9	11	0	15	26	1.0	0	1	0	0	0	32	12	4	38	.289	25	1-4
2018	Den.	7	12	0	10	22	4.0	0	2	0	0	0	30	11	3	27	.444	18	0-0
TOTALS:		16	23	0	25	48	5.0	0	3	0	0	0	62	23	7	65	.354	43	1-4

Currier's Postseason MLL Stats

YEAR	TEAM	GP	G	2ptG	A	PTS	PIM	PPG	PPA	SHG	SHA	GWG	GB	TO	CTO	S	SPCT	SOG	FO
2017	Den.	2	2	0	5	7	0.0	0	0	0	0	0	4	7	3	3	.667	2	0-0
2018	Den.	1	4	0	1	5	0.0	1	0	0	0	0	9	0	0	5	.800	5	0-0
TOTALS:		3	6	0	6	12	0.0	1	0	0	0	0	13	7	3	8	.667	2	0-0



Zach Currier's Career Game-By-Game Stats

2017 Game-By-Game Stats

*victories asterisked

DATE	GAME	G	2ptG	A	PTS	PIM	PPG	PPA	GWG	GB	S	SPCT	SOG	CTO	FO
Denver Outlaws (9-5)															
GAMES 1-5		DNP	-	-	-	-	-	-	-	-	-	-	-	-	-
6/3	@Bos.*	1	0	2	3	0.0	0	0	0	3	3	.333	2	0	0-0
6/17	vs. Bos.	2	0	1	3	0.0	0	0	0	5	5	.400	5	0	0-0
6/24	vs. N.Y.*	1	0	3	4	0.5	0	0	0	6	7	.143	2	0	1-3
7/4	vs. Atl.*	2	0	0	2	0.0	0	0	0	5	2	1.000	2	1	0-1
7/15	@Ohio*	1	0	1	2	0.0	0	0	0	4	4	.250	2	1	0-0
7/20	@Roc.	1	0	2	3	0.0	0	0	0	3	5	.200	3	0	0-0
7/23	vs. Ohio	0	0	4	4	0.5	0	0	0	2	3	.000	2	1	0-0
7/27	vs. Che.*	2	0	1	3	0.0	0	0	0	3	6	.333	6	0	0-0
8/3	@Che.	1	0	1	2	0.0	0	1	0	1	3	.333	1	1	0-0
Season Totals		11	0	15	26	1.0	0	1	0	32	38	.289	25	4	1-4
8/11	vs. Roc.*	1	0	2	3	0.0	0	0	0	0	1	1.000	1	0	0-0
8/18	Ohio	1	0	3	4	0.0	0	0	0	4	2	.500	1	3	0-0
Postseason Totals		2	0	5	7	0.0	0	0	0	4	3	.667	2	3	0-0

2018 Game-By-Game Stats

*victories asterisked

DATE	GAME	G	2ptG	A	PTS	PIM	PPG	PPA	GWG	GB	S	SPCT	SOG	CTO	FO
Denver Outlaws (8-6)															
GAMES 1-6		DNP	-	-	-	-	-	-	-	-	-	-	-	-	-
6/2	@Cha.*	2	0	1	3	0.0	0	0	0	4	3	.667	3	0	0-0
6/7	vs. Ohio*	2	0	1	3	0.0	0	0	0	5	3	.667	2	0	0-0
6/16	vs. Fla.*	1	0	1	2	2.0	0	0	0	7	4	.250	2	0	0-0
6/23	@Ohio*	1	0	1	2	0.0	0	1	0	2	4	.250	3	0	0-0
7/4	vs. Bos.*	3	0	2	5	2.0	0	0	0	4	5	.600	3	1	0-0
7/22	vs. Dal.	DNP	-	-	-	-	-	-	-	-	-	-	-	-	-
7/28	@Che.	1	0	2	3	0.0	0	0	0	5	4	.250	3	1	0-0
8/4	@Atl.*	2	0	2	4	0.0	0	1	0	3	4	.500	2	1	0-0
Season Totals		12	0	10	22	4.0	0	2	0	13	27	.444	18	3	0-0
8/11	@Che.*	4	0	1	5	0.0	1	0	0	9	5	.800	5	0	0-0
8/18	Dal.*	2	0	1	3	0.0	0	0	0	4	7	.286	4	2	0-0
Postseason Totals		6	0	2	8	0.0	1	0	0	13	12	.500	9	2	0-0





MATT GILRAY

81

LS MIDFIELD

6-3 • 200 • 2ND YR. • BUCKNELL

BORN: May 11, 1995 in Oshawa, Ont.

HIGH SCHOOL: Brewster Academy, New Hampshire, Ont.

ACQUIRED: MLL Collegiate Draft, 2018

MLL YEAR: 2nd • **YEAR WITH OUTLAWS:** 2nd

REGULAR SEASON GAMES PLAYED: 4 • **POSTSEASON GAMES PLAYED:** 2

GILRAY AT A GLANCE

- A second-year long-stick midfielder that tallied 18 ground balls and scored a goal in four games played as a rookie in 2018.
- Won a silver medal with Team Canada in the 2018 FIL World Lacrosse Championship.
- Earned multiple All-Patriot League honors as a four-year player at Bucknell.
- Made his MLL debut on May 13, 2018 vs. Chesapeake.
- Drafted by Denver in the fifth round (44th overall) in the 2018 MLL Collegiate Draft.

81's Trophy Case

Team Canada (Silver Medal).....	2018
MLL Champion (1)	2018

2018: Played in four regular season games, recording 18 ground balls, two caused turnovers and a goal... Scored a goal on his first career shot in the win over Chesapeake (5/13)... Tallied a career-high seven ground balls in the Fourth of July win over Boston... Missed the home matchup with Dallas (5/22) while playing for Team Canada in the 2018 FIL Lacrosse World Championship... Played in both postseason contests.

COLLEGE: Totaled 149 ground balls, 47 caused turnovers and 10 points (5 goals, 5 assists) in 53 games played at Bucknell... Played both close defense and long-stick midfielder... Served as team captain in both his junior and senior seasons... Named All-Patriot League as a sophomore, junior and senior.

PERSONAL: Matt Gilray was born May 11, 1995 in Oshawa, Ontario... Earned high school All-America honors as a senior at Brewster Academy in New Hampshire... Named Inside Lacrosse's No. 82 ranked prospect on list of the top 100 recruits... Lettered four times in lacrosse and three times in hockey... Parents are Paul and Pat Gilray... Majored in history at Bucknell.

Career Stats vs. MLL

Team	GP	G	A	Pts.	GB	CTO
Atl.	1	0	0	0	3	0
Bos.	1	0	0	0	7	1
Cha.	0	0	0	0	0	0
Che.	2	1	0	1	8	1
Dal.	0	0	0	0	0	0
Fla.	0	0	0	0	0	0
N.Y.	0	0	0	0	0	0
Ohio	0	0	0	0	0	0
Total	4	1	0	1	18	2

*Regular Season Only

Career Highs:	G	2ptG	A	P	PIM	GB	S	SOG	CTO
	1	0	0	1	0.0	7	1	1	1
	5/13/18 vs. Che.			5/13/18 vs. Che.		7/4/18 vs. Bos.	5/13/18 vs. Che.	5/13/18 vs. Che.	Twice

Gilray's Regular Season MLL Stats

*Regular Season Only

YEAR	TEAM	GP	G	2ptG	A	PTS	PIM	PPG	PPA	SHG	SHA	GWG	GB	TO	CTO	S	SPCT	SOG	FO
2018	Den.	4	1	0	0	1	0.0	0	0	0	0	0	18	2	2	1	1.000	1	0-0
TOTALS		4	1	0	0	1	0.0	0	0	0	0	0	18	2	2	1	1.000	1	0-0

Gilray's Postseason MLL Stats

YEAR	TEAM	GP	G	2ptG	A	PTS	PIM	PPG	PPA	SHG	SHA	GWG	GB	TO	CTO	S	SPCT	SOG	FO
2018	Den.	2	0	0	0	0	0.0	0	0	0	0	0	10	0	1	1	.000	0	0-0
TOTALS		2	0	0	0	0	0.0	0	0	0	0	0	10	0	1	1	.000	0	0-0




Matt Gilray's Career Game-By-Game Stats

2018 Game-By-Game Stats

*victories asterisked

DATE	GAME	G	2ptG	A	PTS	PIM	PPG	PPA	GWG	GB	S	SPCT	SOG	CTO	FO
Denver Outlaws (8-6)															
GAMES 1-4		DNP	-	-	-	-	-	-	-	-	-	-	-	-	-
5/13	vs. Che.	1	0	0	1	0.0	0	0	0	5	1	1.000	1	0	0-0
GAMES 6-10		DNP	-	-	-	-	-	-	-	-	-	-	-	-	-
7/4	vs. Bos.*	0	0	0	0	0.0	0	0	0	7	0	-	0	1	0-0
7/22	vs. Dal.	DNP	-	-	-	-	-	-	-	-	-	-	-	-	-
7/28	@Che.	0	0	0	0	0.0	0	0	0	3	0	-	0	1	0-0
8/4	@Atl.*	0	0	0	0	0.0	0	0	0	3	0	-	0	0	0-0
Season Totals		1	0	0	1	0.0	0	0	0	18	1	1.000	1	2	0-0
8/11	@Che.*	0	0	0	0	0.0	0	0	0	4	1	.000	0	0	0-0
8/18	Dal.*	0	0	0	0	0.0	0	0	0	6	0	-	0	1	0-0
Postseason Totals		0	0	0	0	0.0	0	0	0	10	1	.000	0	1	0-0





ELI GOBRECHT

77

DEFENSE

6-0 • 200 • 2ND YR. • ITHACA

BORN: Aug. 2, 1993 in Ithaca, N.Y.

HIGH SCHOOL: Ithaca High School, Ithaca, N.Y.

ACQUIRED: MLL Supplemental Draft, 2018

MLL YEAR: 2nd • **YEAR WITH OUTLAWS:** 2nd

REGULAR SEASON GAMES PLAYED: 14 • **POSTSEASON GAMES PLAYED:** 2

GOBRECHT AT A GLANCE

- A second-year defender that played all 14 games as a rookie in 2018 and ranked fourth in the league with 14 caused turnovers and totaled 29 ground balls.
- Was a three-time All-Empire 8 Conference selection and earned All-America and Conference Player of the Year honors as a senior at Ithaca College.
- Drafted by Denver in the seventh round (62nd overall) of the 2018 MLL Supplemental Draft.

77's Trophy Case

MLL Champion (1) 2018

2018: Was one of six Outlaws to play in all 14 regular season games... Led the Outlaws and ranked fourth in Major League Lacrosse with 14 caused turnovers... Scored a goal (vs. Che., 5/13) and tallied an assist (vs. Cha., 5/19) as a close defender... Recorded seven caused turnovers in a three-game span (5/13, 5/19, 6/2) and went eight consecutive games (5/13 - 7/22) with at least one caused turnover... Played in both postseason contests.

COLLEGE: Started 74 of 77 games played at Ithaca College from 2013-16... Named All-Empire 8 Conference Player of the Year as a senior after leading the conference with 3.1 turnovers per game and ranking third with 86 total groundballs... Earned first-team All-Empire 8 honors in his sophomore and junior campaigns... Started 15 of 18 games played as a freshman, totaling 42 ground balls and 14 caused turnovers.

PERSONAL: Eli Gobrecht was born Aug. 2, 1993 in Ithaca, N.Y.... Earned two varsity letters and was an all-league selection as a senior at Ithaca High School in 2011... Majored in business administration at Ithaca College.

Career Stats vs. MLL

Team	GP	G	A	Pts.	GB	CTO
Atl.	1	0	0	0	0	1
Bos.	1	0	0	0	3	1
Cha.	2	0	1	1	6	5
Che.	2	1	0	1	4	2
Dal.	2	0	0	0	4	2
Fla.	2	0	0	0	2	1
N.Y.	2	0	0	0	5	0
Ohio	2	0	0	0	5	2
Total	14	1	1	2	29	14

*Regular Season Only

Career Highs:	G	2ptG	A	P	PIM	GB	S	SOG	CTO
	1	0	1	1	2.0	4	2	2	3
	5/13/18 vs. Che.		5/19/18 vs. Cha.	Twice	8/4/18 @ Atl.	Twice	4/21/18 @ N.Y.	4/21/18 @ N.Y.	6/2/18 @ Cha.

Gobrecht's Regular Season MLL Stats

*Regular Season Only

YEAR	TEAM	GP	G	2ptG	A	PTS	PIM	PPG	PPA	SHG	SHA	GWG	GB	TO	CTO	S	SPCT	SOG	FO
2018	Den.	14	1	0	1	2	5	0	0	0	0	0	29	5	14	5	.200	4	0-0
TOTALS		14	1	0	1	2	5	0	0	0	0	0	29	5	14	5	.200	4	0-0

Gobrechts's Postseason MLL Stats

YEAR	TEAM	GP	G	2ptG	A	PTS	PIM	PPG	PPA	SHG	SHA	GWG	GB	TO	CTO	S	SPCT	SOG	FO
2018	Den.	2	0	0	0	0	0.0	0	0	0	0	0	2	1	14	1	.000	1	0-0
TOTALS		2	0	0	0	0	0.0	0	0	0	0	0	2	1	14	1	.000	1	0-0



Eli Gobrecht's Career Game-By-Game Stats

2018 Game-By-Game Stats

*victories asterisked

DATE	GAME	G	2ptG	A	PTS	PIM	PPG	PPA	GWG	GB	S	SPCT	SOG	CTO	FO
Denver Outlaws (8-6)															
4/21	@N.Y.	0	0	0	0	1.0	0	0	0	3	2	.000	2	0	0-0
4/29	@Dal.	0	0	0	0	0.0	0	0	0	1	0	-	0	1	0-0
5/4	vs. N.Y.*	0	0	0	0	0.0	0	0	0	2	0	-	0	0	0-0
5/6	@Fla.	0	0	0	0	0.0	0	0	0	2	1	.000	1	0	0-0
5/13	vs. Che.	1	0	0	1	0.0	0	0	0	3	1	1.000	1	2	0-0
5/19	vs. Cha.*	0	0	1	1	0.0	0	0	0	2	0	-	0	2	0-0
6/2	@Cha.*	0	0	0	0	0.0	0	0	0	4	0	-	0	3	0-0
6/7	vs. Ohio*	0	0	0	0	0.0	0	0	0	4	1	.000	0	1	0-0
6/16	vs. Fla.*	0	0	0	0	1.0	0	0	0	0	0	-	0	1	0-0
6/23	@Ohio*	0	0	0	0	0.0	0	0	0	1	0	-	0	1	0-0
7/4	vs. Bos.*	0	0	0	0	0.0	0	0	0	3	0	-	0	1	0-0
7/22	vs. Dal.	0	0	0	0	0.0	0	0	0	3	0	-	0	1	0-0
7/28	@Che.	0	0	0	0	1.0	0	0	0	1	0	-	0	0	0-0
8/4	@Atl.*	0	0	0	0	2.0	0	0	0	0	0	-	0	1	0-0
Season Totals		1	0	1	2	5.0	0	0	0	29	5	.200	4	14	0-0
8/11	@Che.*	0	0	0	0	0.0	0	0	0	0	0	-	0	0	0-0
8/18	Dal.*	0	0	0	0	0.0	0	0	0	2	1	.000	1	0	0-0
Postseason Totals		0	0	0	0	0.0	0	0	0	2	1	.000	0	0	0-0





JOHN GRANT JR.

24

ATTACK

6-2 • 220 • 14TH YR. • DELAWARE

BORN: Nov. 7, 1974 in Peterborough, Ont.

PREVIOUS SCHOOL: SUNY Morrisville, Morrisville, N.Y.

ACQUIRED: MLL Player Pool, 2019

MLL YEAR: 14th • **YEAR WITH OUTLAWS:** 4th

REGULAR SEASON GAMES PLAYED: 136 • **POSTSEASON GAMES PLAYED:** 15

GRANT JR. AT A GLANCE

- A 14th-year attackman who ranks second in league history with 592 points (reg. and postseason).
- Ended his two-year retirement to rejoin the Outlaws for the 2019 season.
- Played most recently for the Ohio Machine in 2016 and scored 10 goals in the team's final regular-season game.
- Served as the Outlaws' offensive coordinator for the 2017 and '18 seasons.
- Played three seasons with Denver (2014-16) and totaled 112 points (59 goals, 53 assists) in 28 games.
- Named MLL MVP in 2007 and '08, and won five MLL Championships with four different teams.
- Played 17 seasons in the National Lacrosse League where he was a two-time league MVP and nine-time All-NLL selection.
- Came out of retirement on May 25, 2019 and rejoined the Denver Outlaws.

24's Trophy Case

MLL Champion (5)	2008-09, '12-14
MLL MVP (2).....	2007-'08
MLL Offensive POY (3).....	2001, '07-08
Team Canada Silver Medal (3)...	1998, '02, '10
Team Canada Gold Medal (1)	2006



2017: Announced his intentions to retire on April 19, 2017 and immediately joined the Outlaws' coaching staff as offensive coordinator.

2016: Played in six regular season games with Denver before being traded to Ohio on June 28, 2016... Played in four regular season games with Ohio and scored 10 goals in the matchup at N.Y. (8/6)... Led Ohio to the Championship Game where they fell to Denver 19-18.

2015: Played in 10 games with Denver, totaling 42 points on 24 goals and 18 assists.

2014: Led Denver to the franchise's first MLL Title... Played in 12 games and totaled 54 points on 28 goals and 26 assists.

2013: Helped lead Chesapeake to its second consecutive MLL Championship... Played in 11 games and recorded 32 points on 20 goals and 12 assists.

2012: Won the MLL Championship with Chesapeake... Played in 10 games and totaled 32 points on 20 goals, one 2pt. goal and 11 assists.

2011: Played in three games with Hamilton before being traded to Long Island where he played seven games... Totaled 22 points on the season (12 goals, 10 assists).

2010: Appeared in 11 games for Toronto, recording 36 points on 19 goals, four 2pt. goals and 13 assists.

2009: Played just one regular season game with Toronto and scored five goals... Played both post-season games and helped lead the team to a second consecutive MLL Championship victory.

2008: Totaled 64 points in 12 regular season games with Toronto... Scored five goals and added two assists in the postseason while guiding the team to a championship victory.

2007: Played 12 games with Rochester and set the league's all-time single-season scoring record with 71 points (44 goals, 2 2pt. goals, 25 assists)... Was named MLL Offensive Player of the Year... Set career highs for ground balls (27) and shots (127).

2006: Saw action in 11 games for Rochester and totaled 49 points on 28 goals, two 2 pt. goals and 19 assists

2005: Made his return to Major League Lacrosse after missing the previous three seasons... Played in 12 games, recording 21 goals, two 2pt. goals and 17 assists for 40 points.

2001: Played in all 14 games a rookie with Rochester... Totaled 59 points on 41 goals, three 2pt. goals and 15 assists... Was named MLL Offensive Player of the Year.

COLLEGE: Played two seasons at SUNY Morrisville before transferring to Delaware for his final two collegiate seasons... Earned USILA All-America honors as a junior in 1998... Scored 110 points (56 goals, 54 assists) in 1999 and was named the USILA National Collegiate Player of the Year... Led Delaware to its first ever NCAA quarterfinal appearance.

PERSONAL: John Grant Jr. was born Nov. 7, 1974 in Peterborough, Ont... His father, John Grant Sr., was a star in the Ontario Lacrosse Association and was a member of the original Philadelphia Wings... Serves as an assistant coach at Air Force.

Career Stats vs. MLL

Team	GP	G	A	Pts.	GB	GWG
Atl.	1	1	1	2	1	0
Bos.	19	58	32	93	24	3
Cha.	6	16	5	22	5	1
Che.	25	55	34	93	31	3
Chi.	4	14	8	21	7	0
Dal.	8	18	16	34	10	3
Den.	10	25	8	38	12	0
Fla.	4	7	5	12	6	0
Ham.	6	7	8	15	3	0
L.A.	2	7	2	9	4	0
N.J.	13	32	19	52	18	0
N.Y.	22	56	28	86	26	2
Ohio	4	9	8	17	2	0
Phi.	11	27	15	45	9	0
S.F.	1	1	1	2	2	0
Total	136	333	190	541	160	12

*Regular Season Only



Career Highs:	G 10 8/6/16 @ N.Y.	2ptG 2 Twice	A 5 Twice	P 14 6/16/07 @ Den.	PIM 7.0 7/29/06 vs. S.F.	GB 7 5/26/07 vs. Was.	S 17 Twice	SOG 15 8/10/08 @ Chi.	CTO 1 6/18/16 vs. Roc.
----------------------	---------------------------------	---------------------------	------------------------	----------------------------------	---------------------------------------	------------------------------------	-------------------------	------------------------------------	-------------------------------------

Grant Jr.'s Regular Season MLL Stats

*Regular Season Only

YEAR	TEAM	GP	G	2ptG	A	PTS	PIM	PPG	PPA	SHG	SHA	GWG	GB	TO	CTO	S	SPCT	SOG	FO
2001	Roc.	14	41	3	15	59	5.0	0	0	2	2	1	DNT	DNT	DNT	DNT	DNT	DNT	0-0
2005	Roc.	12	21	2	17	40	6.0	2	1	0	0	0	14	DNT	DNT	92	.228	58	0-0
2006	Roc.	11	28	2	19	49	10.5	1	1	2	0	0	17	DNT	DNT	86	.326	62	0-0
2007	Roc.	12	44	2	25	71	4.0	6	9	0	0	2	27	DNT	DNT	127	.346	92	0-0
2008	Roc.	12	27	4	13	64	7.5	4	5	0	0	2	21	DNT	DNT	117	.402	93	0-0
2009	Tor.	1	5	0	0	5	0.0	0	0	0	0	0	0	DNT	DNT	10	.500	8	0-0
2010	Tor.	11	19	4	13	36	0.5	1	2	0	0	0	15	DNT	DNT	70	.271	46	0-0
2011	Ham.	3	4	0	4	8	1.5	0	0	0	0	1	3	DNT	DNT	19	.211	15	0-0
2011	L.I.	7	8	0	6	14	3.5	0	2	0	1	0	6	DNT	DNT	45	.178	28	0-0
2012	Ches.	10	20	1	11	32	0.0	1	5	0	1	1	12	DNT	DNT	67	.299	45	0-0
2013	Ches.	11	20	0	12	32	3.0	2	3	0	0	1	13	DNT	DNT	68	.294	44	0-0
2014	Den.	12	28	0	26	54	2.5	1	5	0	0	1	9	DNT	DNT	80	.350	56	0-0
2015	Den.	10	24	0	18	42	3.0	3	2	0	0	2	15	DNT	DNT	63	.381	44	0-0
2016	Den.	6	7	0	9	16	1.0	2	2	0	0	5	10	10	1	31	.226	24	0-0
2016	Ohio	4	17	0	2	19	0.5	1	0	0	0	1	3	10	0	36	.472	26	0-0
TOTALS:		136	333	18	190	541	48.5	24	37	2	2	12	160	20	1	952	.350	682	0-0

Grant Jr.'s Postseason MLL Stats

YEAR	TEAM	GP	G	2ptG	A	PTS	PIM	PPG	PPA	SHG	SHA	GWG	GB	TO	CTO	S	SPCT	SOG	FO
2001	Roc.	1	0	0	0	0	0.0	0	0	0	0	0	DNT	DNT	DNT	DNT	DNT	DNT	0-0
2005	Roc.	1	0	0	3	3	0.0	0	1	0	0	0	0	DNT	DNT	3	.000	3	0-0
2007	Roc.	1	1	0	1	2	0.0	1	0	0	0	0	4	DNT	DNT	9	.111	4	0-0
2008	Roc.	2	5	0	2	7	0.0	1	1	0	0	0	3	DNT	DNT	11	.455	9	0-0
2009	Tor.	2	2	0	1	3	1.0	0	0	0	0	0	3	DNT	DNT	8	.250	6	0-0
2012	Che.	2	4	0	2	6	0.0	0	1	0	0	0	2	DNT	DNT	17	.235	12	0-0
2013	Che.	2	6	0	1	7	0.0	0	0	0	0	0	2	DNT	DNT	7	.857	6	0-0
2014	Den.	2	7	0	4	11	0.0	0	0	0	0	0	3	DNT	DNT	19	.368	12	0-0
2016	Ohio	2	8	0	4	12	0.0	0	1	0	0	0	1	3	0	18	.444	12	0-0
TOTALS:		15	33	0	18	47	0.0	1	4	0	0	0	18	3	0	92	.359	64	0-0

John Grant Jr.'s Career Game-By-Game Stats

2001 Game-By-Game Stats

*victories asterisked

DATE	GAME	G	2ptG	A	PTS	PIM	PPG	PPA	GWG	GB	S	SPCT	SOG	CTO	FO
Rochester Rattlers (8-6)															
6/14	@L.I.	4	0	0	4	0.0	0	0	0	0	DNT	DNT	DNT	DNT	0-0
6/23	vs. Bpt.*	1	0	2	3	0.0	0	0	0	0	DNT	DNT	DNT	DNT	0-0
6/24	@Bal.	2	0	3	5	0.0	0	0	0	0	DNT	DNT	DNT	DNT	0-0
7/01	vs. Bpt.*	3	0	0	3	0.0	0	0	0	0	DNT	DNT	DNT	DNT	0-0
7/06	@Bpt.*	2	1	2	5	0.0	0	0	0	0	DNT	DNT	DNT	DNT	0-0
7/21	vs. Bal.	3	1	1	5	0.0	0	0	0	0	DNT	DNT	DNT	DNT	0-0
7/22	vs. N.J.	2	0	1	3	0.0	0	0	0	0	DNT	DNT	DNT	DNT	0-0
7/27	@N.J.*	3	0	0	3	0.0	0	0	0	0	DNT	DNT	DNT	DNT	0-0
7/29	vs. Bal.*	4	0	1	5	0.0	0	0	0	0	DNT	DNT	DNT	DNT	0-0
8/4	@Bos.*	2	0	0	2	0.0	0	0	1	0	DNT	DNT	DNT	DNT	0-0
8/10	vs. N.J.*	4	1	2	7	0.0	0	0	0	0	DNT	DNT	DNT	DNT	0-0
8/16	@N.J.*	5	0	3	8	5.0	0	0	0	0	DNT	DNT	DNT	DNT	0-0



8/18	@Balt.	4	0	0	4	0.0	0	0	0	0	DNT	DNT	DNT	DNT	0-0
8/23	vs. L.I.	2	0	0	2	0.0	0	0	0	0	DNT	DNT	DNT	DNT	0-0
Season Totals		41	3	15	59	5.0	0	0	1	0	DNT	DNT	DNT	DNT	0-0
9/1	@L.I.	0	0	0	0	0.0	0	0	0	0	DNT	DNT	DNT	DNT	0-0
Postseason Totals		0	0	0	0	0.0	0	0	0	0	DNT	DNT	DNT	DNT	0-0

2005 Game-By-Game Stats

*victories asterisked															
DATE	GAME	G	2ptG	A	PTS	PIM	PPG	PPA	GWG	GB	S	SPCT	SOG	CTO	FO
Rochester Rattlers (6-6)															
5/27	@L.I.	2	0	4	6	0.0	0	0	0	2	6	.333	4	DNT	0-0
6/4	@Bos.	1	0	1	2	0.0	0	0	0	0	7	.143	3	DNT	0-0
6/12	vs Bos.	4	0	1	5	0.0	0	0	0	0	12	.333	9	DNT	0-0
6/18	vs Bal.	1	0	2	3	0.0	0	0	0	3	10	.100	7	DNT	0-0
6/26	vs Bal.	2	1	0	3	1.0	1	0	0	1	8	.250	3	DNT	0-0
6/30	@N.J.*	0	0	1	1	0.0	0	0	0	1	4	.000	2	DNT	0-0
7/9	vs Phi.	1	0	1	2	1.0	0	0	0	1	12	.083	7	DNT	0-0
7/14	@Phi.*	1	0	1	2	0.0	0	0	0	2	5	.200	3	DNT	0-0
7/23	vs L.I.*	1	0	2	3	1.0	0	0	0	0	8	.125	4	DNT	0-0
7/30	@N.J.*	4	0	2	6	0.0	0	1	0	0	8	.500	8	DNT	0-0
8/5	vs N.J.*	2	0	2	4	2.0	0	0	0	2	5	.400	4	DNT	0-0
8/13	vs Bal.*	2	1	0	3	1.0	1	0	0	2	7	.286	4	DNT	0-0
Season Totals		21	2	17	40	6.0	2	1	0	14	92	.228	58	DNT	0-0
8/19	@Bal.	0	0	3	3	0.0	0	1	0	0	3	.000	3	DNT	0-0
Postseason Totals		0	0	3	3	0.0	0	1	0	0	3	.000	3	DNT	0-0

2006 Game-By-Game Stats

*victories asterisked															
DATE	GAME	G	2ptG	A	PTS	PIM	PPG	PPA	GWG	GB	S	SPCT	SOG	CTO	FO
Rochester Rattlers (5-6)															
5/20	@Phi.	1	0	1	2	0.0	0	0	0	0	9	.111	7	DNT	0-0
5/26	@N.J.	1	0	2	3	0.0	0	0	0	2	12	.083	6	DNT	0-0
6/3	@L.A.*	4	0	2	6	0.0	0	0	0	3	7	.571	7	DNT	0-0
6/10	vs L.I.*	4	1	2	7	1.0	0	0	0	1	6	.667	6	DNT	0-0
6/16	@Bal.	1	0	1	2	0.0	0	0	0	1	9	.111	5	DNT	0-0
6/23	vs N.J.*	4	0	1	5	0.5	0	1	0	6	10	.400	8	DNT	0-0
7/1	vs Bal.*	4	0	3	7	1.0	1	0	0	1	7	.571	7	DNT	0-0
7/8	@L.I.	1	0	1	2	1.0	0	0	0	0	3	.333	3	DNT	0-0
7/29	vs S.F.	1	0	1	2	7.0	0	0	0	2	7	.143	2	DNT	0-0
8/5	vs Phi.	4	0	2	6	0.0	0	0	0	1	8	.500	4	DNT	0-0
8/12	vs Bos.*	3	1	3	7	0.0	0	0	0	0	8	.375	7	DNT	0-0
Season Totals		28	2	19	49	10.5	1	1	0	17	86	.326	62	DNT	0-0

2007 Game-By-Game Stats

*victories asterisked															
DATE	GAME	G	2ptG	A	PTS	PIM	PPG	PPA	GWG	GB	S	SPCT	SOG	CTO	FO
Rochester Rattlers (9-3)															
5/26	vs Wash.*	4	0	1	5	0.0	0	0	0	7	16	.250	10	DNT	0-0
6/2	@Phi.	6	0	0	6	1.0	1	0	0	2	10	.600	7	DNT	0-0
6/8	vs N.J.*	2	0	1	3	0.5	0	0	0	1	8	.250	3	DNT	0-0
6/16	@Den.*	8	2	4	14	0.5	1	0	0	3	15	.533	13	DNT	0-0
6/23	vs Phi.*	2	0	1	3	0.0	0	1	0	2	10	.200	9	DNT	0-0
6/30	@Wash.*	5	0	2	7	0.0	3	2	1	4	13	.385	10	DNT	0-0
7/5	@L.I.*	2	0	3	5	0.0	0	1	0	1	13	.154	8	DNT	0-0
7/14	vs L.I.*	4	0	0	4	0.0	1	0	0	2	10	.400	7	DNT	0-0
7/19	@Bos.*	2	0	3	5	0.0	0	0	1	0	8	.250	4	DNT	0-0
7/27	vs Chi.*	2	0	5	7	0.0	0	1	0	2	5	.400	3	DNT	0-0
8/4	@N.J.	0	0	2	2	2.0	0	2	0	0	8	.000	8	DNT	0-0
8/11	vs Bos.	7	0	3	10	0.0	0	2	0	3	11	.636	10	DNT	0-0
Season Totals		44	2	25	71	4.0	6	6	2	27	127	.346	92	DNT	0-0
8/25	at L.A.	1	0	1	2	0.0	1	0	0	4	9	.111	4	DNT	0-0
Postseason Totals		1	0	1	2	0.0	1	0	0	4	9	.111	4	DNT	0-0



2008 Game-By-Game Stats

*victories asterisked															
DATE	GAME	G	2ptG	A	PTS	PIM	PPG	PPA	GWG	GB	S	SPCT	SOG	CTO	FO
Rochester Rattlers (9-3)															
5/17	@L.I.*	4	0	0	4	1.0	1	0	1	1	5	.800	4	DNT	0-0
5/23	@Bos.*	7	1	1	9	0.0	0	1	0	4	17	.412	13	DNT	0-0
5/31	vs Phi.*	4	2	3	9	1.0	1	1	0	1	7	.571	6	DNT	0-0
6/7	@Wash.	2	0	0	2	0.0	0	0	0	1	8	.250	7	DNT	0-0
6/14	vs N.J.	3	0	1	4	2.0	2	0	0	1	14	.214	11	DNT	0-0
6/21	@Phi.*	2	0	2	4	0.0	0	2	0	0	8	.250	5	DNT	0-0
6/28	vs L.A.	3	0	0	3	0.0	0	0	0	1	8	.375	8	DNT	0-0
7/12	vs Wash.*	2	0	1	3	0.0	0	0	0	2	5	.400	4	DNT	0-0
7/19	@N.J.*	2	0	1	3	0.0	0	0	0	5	8	.250	7	DNT	0-0
7/26	vs Bos.*	8	1	2	11	1.0	1	0	1	2	11	.727	8	DNT	0-0
8/1	vs L.I.*	2	0	1	3	2.5	0	0	0	3	9	.222	5	DNT	0-0
8/10	@Chi.*	8	0	1	9	0.0	0	1	0	0	17	.471	15	DNT	0-0
Season Totals		47	4	13	64	7.5	4	5	2	21	117	.402	93	DNT	0-0
8/23	vs Phi.*	1	0	1	2	0.0	0	1	0	2	4	.250	3	DNT	0-0
8/24	vs Den.	4	0	1	5	0.0	1	0	0	1	7	.571	6	DNT	0-0
Postseason Totals		5	0	2	7	0.0	1	1	0	2	11	.454	9	DNT	0-0

2009 Game-By-Game Stats

*victories asterisked															
DATE	GAME	G	2ptG	A	PTS	PIM	PPG	PPA	GWG	GB	S	SPCT	SOG	CTO	FO
Toronto National (7-5)															
Games 1-11		DNP	-	-	-	-	-	-	-	-	-	-	-	-	-
8/8	vs Den.*	5	0	0	5	0.0	0	0	0	0	10	.500	8	DNT	0-0
Season Totals		5	0	0	5	0.0	0	0	0	0	10	.500	8	DNT	0-0
8/22	vs L.I.*	0	0	0	0	1.0	0	0	0	1	3	.000	2	DNT	0-0
8/23	@Den.*	2	0	1	3	0.0	0	0	0	2	5	.400	4	DNT	0-0
Postseason Totals		2	0	1	3	1.0	0	0	0	3	8	.250	6	DNT	0-0

2010 Game-By-Game Stats

*victories asterisked															
DATE	GAME	G	2ptG	A	PTS	PIM	PPG	PPA	GWG	GB	S	SPCT	SOG	CTO	FO
Toronto Nationals(3-9)															
5/16	@Chi.	3	0	0	3	0.0	0	0	0	0	13	.231	7	DNT	0-0
5/22	vs Che.	1	0	2	3	0.0	0	1	0	0	3	.333	2	DNT	0-0
5/29	@Den.	2	1	2	5	0.0	1	0	0	1	6	.333	5	DNT	0-0
6/5	vs Chi.	1	0	1	2	0.0	0	0	0	5	9	.111	6	DNT	0-0
6/12	vs Che.	1	0	1	2	0.0	0	0	0	1	3	.333	2	DNT	0-0
6/19	@L.I.*	1	0	2	3	0.0	0	0	0	0	10	.100	4	DNT	0-0
6/24	@Che.*	2	1	0	3	0.0	0	0	0	1	4	.500	3	DNT	0-0
7/1	vs Bos.*	1	0	4	5	0.0	0	1	0	3	4	.250	3	DNT	0-0
7/10	vs Den.	5	1	0	6	0.0	0	0	0	3	6	.833	6	DNT	0-0
7/31	@L.I.	0	0	1	1	0.0	0	0	0	1	6	.000	4	DNT	0-0
8/7	vs L.I.	2	1	0	3	0.5	0	0	0	0	6	.333	4	DNT	0-0
Season Totals		19	4	13	36	0.5	1	2	0	15	70	.271	46	DNT	0-0

2011 Game-By-Game Stats

*victories asterisked															
DATE	GAME	G	2ptG	A	PTS	PIM	PPG	PPA	GWG	GB	S	SPCT	SOG	CTO	FO
Hamilton Nationals (7-5)															
5/14	@Den.	0	0	0	0	1.5	0	0	0	1	4	.000	3	DNT	0-0
5/19	vs Che.	0	0	3	3	0.0	0	0	0	2	6	.000	4	DNT	0-0
6/10	@Roc.*	4	0	1	5	0.0	0	0	1	0	9	.444	8	DNT	0-0
Nationals Totals		4	0	4	8	1.5	0	0	1	3	19	.211	15	DNT	0-0

TRADED TO LONG ISLAND LIZARDS ON JUNE 14, 2011

Long Island Lizards (5-7)															
6/16	vs Che.*	2	0	1	3	0.0	0	0	0	2	9	.222	7	DNT	0-0
7/1	@Ham.	1	0	1	2	2.0	0	0	0	0	3	.333	3	DNT	0-0
7/16	vs Bos.*	1	0	0	1	1.0	0	0	0	0	6	.167	3	DNT	0-0



7/23	@Che.*	2	0	1	3	0.0	0	0	0	1	6	.333	4	DNT	0-0
7/28	vs. Roc.*	1	0	2	3	0.5	0	1	0	1	8	.125	5	DNT	0-0
8/6	vs. Den.	1	0	1	2	0.0	0	1	0	2	6	.167	2	DNT	0-0
8/13	vs. Ham.	0	0	0	0	0.0	0	0	0	0	7	.000	4	DNT	0-0
Lizards Totals		8	0	6	14	3.5	0	2	0	6	45	.178	28	DNT	0-0
Season Totals		12	0	10	22	5.0	0	2	1	9	64	.389	43	DNT	0-0

2012 Game-By-Game Stats

*victories asterisked

DATE	GAME	G	2ptG	A	PTS	PIM	PPG	PPA	GWG	GB	S	SPCT	SOG	CTO	FO
Chesapeake Bayhawks (10-4)															
GAMES 1-3		DNP	-	-	-	-	-	-	-	-	-	-	-	-	-
5/18	@Ham.*	2	0	4	6	0.0	0	1	0	0	6	.333	4	DNT	0-0
6/2	@Den.*	2	0	0	2	0.0	0	0	0	1	3	.667	3	DNT	0-0
6/9	vs Cha.*	2	0	0	2	0.0	0	0	1	4	14	.143	7	DNT	0-0
6/16	vs. Ham.*	2	0	1	3	0.0	0	1	0	1	10	.200	6	DNT	0-0
6/23	vs. Bos.*	2	0	2	4	0.0	0	2	0	1	7	.286	3	DNT	0-0
7/7	@Cha.	2	1	0	3	0.0	0	0	0	1	7	.286	6	DNT	0-0
7/14	@Roc.*	1	0	0	1	0.0	0	0	0	3	6	.167	5	DNT	0-0
7/28	@Bos.	4	0	2	6	0.0	0	1	0	0	8	.500	6	DNT	0-0
8/4	vs L.I.*	2	0	1	3	0.0	1	0	0	0	3	.667	2	DNT	0-0
8/11	vs. Den.	1	0	1	2	0.0	0	0	0	1	3	.333	3	DNT	0-0
Season Totals		20	1	11	32	0.0	1	5	1	12	67	.299	45	DNT	0-0
8/25	vs. Bos.*	2	0	2	4	0.0	0	1	0	2	10	.200	8	DNT	0-0
8/23	@Den.*	2	0	0	2	0.0	0	0	0	0	7	.286	4	DNT	0-0
Postseason Totals		4	0	2	6	0.0	0	1	0	2	17	0.235	12	DNT	0-0

2013 Game-By-Game Stats

*victories asterisked

DATE	GAME	G	2ptG	A	PTS	PIM	PPG	PPA	GWG	GB	S	SPCT	SOG	CTO	FO
Chesapeake Bayhawks (9-5)															
GAMES 1-2		DNP	-	-	-	-	-	-	-	-	-	-	-	-	-
5/11	vs. Ohio*	0	0	1	1	1.0	0	0	0	0	2	.000	0	DNT	0-0
5/18	@Bos.	5	0	1	6	1.0	1	0	0	2	11	.455	9	DNT	0-0
6/1	vs. Ham.	2	0	0	2	0.0	0	0	0	1	8	.250	4	DNT	0-0
6/6	@N.Y.*	4	0	0	4	0.0	0	0	0	2	9	.444	6	DNT	0-0
6/15	vs. Den.	1	0	0	1	0.0	0	0	0	2	8	.125	5	DNT	0-0
6/22	@Cha.	3	0	0	3	0.0	0	0	0	0	6	.500	4	DNT	0-0
6/29	@Ham.*	0	0	2	2	0.0	0	1	0	1	4	.000	2	DNT	0-0
7/6	@N.Y.*	DNP	-	-	-	-	-	-	-	-	-	-	-	-	-
7/13	vs. Bos.*	2	0	1	3	0.0	1	0	0	5	8	.250	4	DNT	0-0
7/27	@Den.	0	0	1	1	0.0	0	1	0	0	5	.000	4	DNT	0-0
8/3	vs. Roc.*	1	0	2	3	0.0	0	0	1	0	2	.500	1	DNT	0-0
8/10	vs. Cha.*	2	0	4	6	1.0	0	1	0	0	5	.400	5	DNT	0-0
Season Totals		20	0	12	32	3.0	2	3	1	13	68	.294	44	DNT	0-0
8/24	vs. Ham.*	2	0	1	3	0.0	0	0	0	1	2	1.000	2	DNT	0-0
8/25	vs. Cha.*	4	0	0	4	0.0	0	0	0	1	5	.800	4	DNT	0-0
Postseason Totals		6	0	1	7	0.0	0	0	0	2	7	.857	6	DNT	0-0

2014 Game-By-Game Stats

*victories asterisked

DATE	GAME	G	2ptG	A	PTS	PIM	PPG	PPA	GWG	GB	S	SPCT	SOG	CTO	FO
Denver Outlaws (8-4)															
5/4	vs. Ohio*	1	0	2	3	0.0	0	1	0	1	6	.167	3	DNT	0-0
5/10	@Bos.*	1	0	2	3	0.5	0	0	0	0	8	.125	5	DNT	0-0
5/17	vs. Roc.*	1	0	5	6	0.0	0	0	0	0	4	.250	4	DNT	0-0
5/30	vs. Cha.*	4	0	1	5	0.0	0	0	0	0	9	.444	6	DNT	0-0
6/14	vs. N.Y.*	1	0	2	3	0.0	0	1	0	0	3	.333	2	DNT	0-0
6/21	vs. Che.*	1	0	0	1	1.0	0	0	0	0	4	.250	2	DNT	0-0
6/29	@Roc.	2	0	2	4	1.0	0	0	0	2	6	.333	3	DNT	0-0
7/4	vs. Bos.	2	0	1	3	0.0	0	0	0	1	5	.400	3	DNT	0-0
7/20	vs. Fla.*	4	0	2	6	0.0	0	0	0	1	10	.400	6	DNT	0-0
7/26	@Ohio	6	0	3	9	0.0	0	2	0	0	8	.750	7	DNT	0-0



7/31	@Che.*	4	0	4	8	0.0	1	1	1	1	7	.571	7	DNT	0-0
8/9	@N.Y.	1	0	2	3	0.0	0	0	0	3	10	.100	8	DNT	0-0
Season Totals		28	0	26	54	2.5	1	5	1	9	80	.350	56	DNT	0-0
08/16	vs. N.Y.*	4	0	3	7	0.0	0	0	0	0	12	.333	7	DNT	0-0
08/23	@Roc.*	3	0	1	4	0.0	0	0	0	3	7	.429	5	DNT	0-0
Postseason Totals		7	0	4	11	0.0	0	0	0	3	19	.368	12	DNT	0-0

2015 Game-By-Game Stats

*victories asterisked

DATE	GAME	G	2ptG	A	PTS	PIM	PPG	PPA	GWG	GB	S	SPCT	SOG	CTO	FO
Denver Outlaws (7-7)															
GAMES 1-4		DNP	-	-	-	-	-	-	-	-	-	-	-	-	-
5/16	@Fla.*	2	0	2	4	0.0	0	0	0	3	8	.250	6	DNT	0-0
5/24	vs. Che.*	3	0	4	7	0.0	0	1	1	1	7	.429	5	DNT	0-0
5/29	vs. Ohio	2	0	2	4	0.0	1	1	0	1	7	.286	5	DNT	0-0
6/6	@Che.	0	0	2	2	1.0	0	0	0	0	1	.000	0	DNT	0-0
6/20	vs. Roc.*	7	0	1	8	0.0	0	0	1	0	11	.636	9	DNT	0-0
6/27	@Cha.	3	0	0	3	1.0	0	0	0	0	5	.600	5	DNT	0-0
7/4	vs. Bos.	2	0	1	3	0.0	0	0	0	2	8	.250	6	DNT	0-0
7/9	@N.Y.	1	0	4	5	0.0	1	0	0	0	5	.200	2	DNT	0-0
7/19	vs. Fla.*	1	0	1	2	1.0	0	0	0	2	2	.500	2	DNT	0-0
7/25	vs. N.Y.*	3	0	1	4	0.0	1	0	0	6	9	.333	4	DNT	0-0
Season Totals		24	0	18	42	3.0	3	2	2	15	63	.381	44	DNT	0-0

2016 Game-By-Game Stats

*victories asterisked

DATE	GAME	G	2ptG	A	PTS	PIM	PPG	PPA	GWG	GB	S	SPCT	SOG	CTO	FO
Denver Outlaws (7-7)															
GAMES 1-3		DNP	-	-	-	-	-	-	-	-	-	-	-	-	-
5/21	@Che.	0	0	1	1	0.0	0	0	0	0	8	.000	6	0	0-0
5/28	vs. Bos.*	1	0	3	4	0.0	0	1	0	0	5	.200	3	0	0-0
6/3	@N.Y.	2	0	1	3	1.0	1	0	0	3	8	.250	7	0	0-0
6/11	@Fla.	0	0	0	0	0.0	0	0	0	0	0	.000	0	0	0-0
6/18	vs. Roc.	1	0	3	4	0.0	0	1	0	1	3	.333	2	1	0-0
6/24	vs. N.Y.*	3	0	1	4	0.0	1	0	0	1	7	.429	6	0	0-0
Outlaws Totals		7	0	9	16	1.0	2	2	0	5	31	.226	24	1	0-0

TRADED TO OHIO MACHINE ON JUNE 28, 2016

Ohio Machine (8-6)

6/30	vs. Che.	3	0	0	3	0.5	0	0	0	0	11	.273	8	0	0-0
7/15	vs. Bos.*	3	0	1	4	0.0	0	0	0	1	7	.429	5	0	0-0
7/30	@Atl.	1	0	1	2	0.0	0	0	0	1	3	.333	2	0	0-0
8/6	@N.Y.*	10	0	0	10	0.0	1	0	1	1	15	.667	11	0	0-0
Machine Totals		17	0	2	19	0.5	1	0	1	3	36	.427	26	0	0-0
Season Totals		24	0	11	35	1.5	3	2	1	8	67	.358	50	1	0-0
8/13	vs. Cha.*	6	0	3	9	0.0	0	1	0	0	11	.545	8	0	0-0
8/20	vs. Den.	2	0	1	3	0.0	0	0	0	1	7	.286	4	0	0-0
Postseason Totals		8	0	4	12	0.0	0	1	0	1	18	.444	12	0	0-0



CHRISTIAN KNIGHT

40

GOALIE

6-1 • 195 • 2ND YR. • CORNELL
BORN: Nov. 28, 1994 in Baltimore
HIGH SCHOOL: Boys' Latin School, Baltimore
ACQUIRED: MLL Player Pool, 2018
MLL YEAR: 2nd • **YEAR WITH OUTLAWS:** 2nd
REGULAR SEASON GAMES PLAYED: 1 • **POSTSEASON GAMES PLAYED:** 0

KNIGHT AT A GLANCE

- A second-year goalie out of Cornell that appeared in one game as a backup goalie in 2018.
- Earned USILA Second-Team All-America honors as a senior at Cornell in 2018.
- Signed by the Outlaws via the MLL Player Pool in 2018.




2018: Appeared in one game for Denver as a backup goalie

COLLEGE: Played in 56 career games at Cornell and posted a 30-24 record... Recorded a .511 save percentage and impressive 10.76 goals against average... Named USILA second-team All-America as a senior and was All-Ivy League all four seasons of his college career.

PERSONAL: Christian Knight was born on Nov. 28, 1994 in Baltimore... Was a three-year letter winner at Boys' Latin School of Maryland and served as the team captain his senior season... Also starred in football and basketball as a prep.

Knight's Regular Season MLL Stats

YEAR	TEAM	GP	MIN	W	L	SO	GA	2ptGA	GAA	SV	SV%
2018	Den.	1	1:02	0	0	0	0	0	0	0	-
TOTALS:		1	1:02	0	0	0	0	0	0	0	-



SEAN LAWTON

1

MIDFIELD

6-4 • 225 • 3RD YR. • WESTERN NEW ENGLAND
BORN: April 21, 1992 in Abington, Mass.
HIGH SCHOOL: Abington (Mass.) High School
ACQUIRED: MLL Player Relocation, 2019
MLL YEAR: 3rd • **YEAR WITH OUTLAWS:** 1st
REGULAR SEASON GAMES PLAYED: 5 • **POSTSEASON GAMES PLAYED:** 0

LAWTON AT A GLANCE

- A third-year midfielder out of the Western New England University that's played in five career MLL games.
- Has totaled five points on three goals (2 two-point goals) with Boston (2017-18) and Ohio (2018).
- Played in 73 career games at Western New England and totaled 128 points on 96 goals and 32 assists.
- Acquired by Denver in 2019 MLL Player Relocation.



2018: Played in one game with Ohio and scored one goal on four shots... Appeared in two games with Boston and scored one two-point goal.

2017: Played in two games with Boston as a rookie and scored one two-point goal.

COLLEGE: Played in 73 career games at Western New England and totaled 128 points on 96 goals and 32 assists... Was an All-American as a senior and earned All-Conference honors his three final collegiate seasons.

PERSONAL: Sean Lawton was born on April 21, 1992 in Abington, Mass... Earned All-New England honors in 2010 at Abington High School.

Career Highs:	G	2ptG	A	P	PIM	GB	S	SOG	CTO
	1	1	0	2	0.0	1	5	3	0
	Three Times	Twice		Twice		8/14/18 @ Box.	4/28/18 @ Cha.	Twice	



Lawton's Regular Season MLL Stats

YEAR	TEAM	GP	G	2ptG	A	PTS	PIM	PPG	PPA	SHG	SHA	GWG	GB	TO	CTO	S	SPCT	SOG	FO
2017	Bos.	2	1	1	0	2	0.0	1	0	0	0	0	0	2	0	2	.500	1	0-0
2018	Bos.	2	1	1	0	2	0.0	0	0	0	0	0	0	1	0	8	.125	3	0-0
2018	Ohio	1	1	0	0	1	0.0	0	0	0	0	0	1	1	0	4	.250	3	0-0
TOTALS:		5	3	2	0	5	0.0	1	0	0	0	0	1	4	0	14	.214	7	0-0



ZACK MELILLO

26

FACEOFF

5-10 • 175 • 2ND YR. • MARQUETTE

BORN: Feb. 26, 1996 in Warren, N.J.

HIGH SCHOOL: Watchung Hills High School, Warren, N.J.

ACQUIRED: MLL Player Pool, 2018

MLL YEAR: 2nd • **YEAR WITH OUTLAWS:** 2nd

REGULAR SEASON GAMES PLAYED: 1 • **POSTSEASON GAMES PLAYED:** 0

MELILLO AT A GLANCE

- A second-year midfielder out of Marquette who played in one game with Denver in 2018.
- Tallied four ground balls and won 6-of-24 faceoffs in 2018.
- Played in 42 games at Marquette and won 55.1 percent (464-of-842) of faceoffs.
- Acquired by Denver through the MLL Player Pool in 2018.



2018: Played in one game (vs. Dallas, 7/22) and won 6-of-24 faceoffs.

COLLEGE: Played in 42 games at Marquette and won 55.1 percent (464-of-842) of faceoffs... Earned second-team All-Big East honors in 2016-18... Started his college career at NJIT where he played his freshman season in 2015.


PERSONAL: Zack Melillo was born on Feb. 26, 1996 in Warren, N.J... Was a prep star at Watchung Hills High School and majored in business at Marquette.

Melillo's Regular Season MLL Stats

YEAR	TEAM	GP	G	2ptG	A	PTS	PIM	PPG	PPA	SHG	SHA	GWG	GB	TO	CTO	S	SPCT	SOG	FO
2018	Den.	1	0	0	0	0	0.0	0	0	0	0	0	4	0	0	0	-	0	6-24
TOTALS:		1	0	0	0	0	0.0	0	0	0	0	0	4	0	0	0	-	0	6-24

Melillo's Postseason MLL Stats

YEAR	TEAM	GP	G	2ptG	A	PTS	PIM	PPG	PPA	SHG	SHA	GWG	GB	TO	CTO	S	SPCT	SOG	FO
2018	Den.	0	-	-	-	-	-	-	-	-	-	-	-	-	-	-	-	-	-
TOTALS:		0	-	-	-	-	-	-	-	-	-	-	-	-	-	-	-	-	-



MICHAEL REXRODE

22

DEFENSE

6-0 • 180 • 2ND YR. • RUTGERS

BORN: Feb. 12, 1996 in Leesburg, Va.

HIGH SCHOOL: Loudoun County High School, Leesburg, Va.

ACQUIRED: MLL Player Pool, 2018

MLL YEAR: 2nd • **YEAR WITH OUTLAWS:** 2nd

REGULAR SEASON GAMES PLAYED: 3 • **POSTSEASON GAMES PLAYED:** 0

REXRODE AT A GLANCE

- A second-year defenseman out of Rutgers who played three games with Florida in 2018.
- Caused three turnovers and corralled two ground balls in 2018.
- Was the 2018 Big Ten Defensive Player of the Year and a two-time All-American at Rutgers.
- Acquired by Denver through the MLL Player Pool in 2018.



2018: Played in three games with Florida, totalling three caused turnovers and two ground balls... Was acquired by Denver midseason.

COLLEGE: Played in 55 games at Rutgers, totalling 55 caused turnovers and 111 ground balls... Was a two-time All-American (2018 Second-Team, 2017 Third-Team)... Named the 2018 Big Ten Defensive Player of the Year... Named first-team All-Big Ten in 2017 and '18... Was a three-time Academic All-Big Ten honoree.

PERSONAL: Michael Rexrode was born on Feb. 12, 1996 in Leesburg, Va... Starred as a prep at Loudoun County High School where he was a two-time US Lacrosse All-American... Also played three years of varsity football and earned All-Conference honors as an all-purpose player.

Rexrode's Regular Season MLL Stats

YEAR	TEAM	GP	G	2ptG	A	PTS	PIM	PPG	PPA	SHG	SHA	GWG	GB	TO	CTO	S	SPCT	SOG	FO
2018	Fla.	3	0	0	0	0	0.0	0	0	0	0	0	2	2	3	0	-	0	0-0
TOTALS:		3	0	0	0	0	0.0	0	0	0	0	0	2	2	3	0	-	0	0-0

2018 Game-By-Game Stats

*victories asterisked

DATE	GAME	G	2ptG	A	PTS	PIM	PPG	PPA	GWG	GB	S	SPCT	SOG	CTO	FO
Florida Launch (5-9)															
5/10	vs. Bos.	0	0	0	0	0.0	0	0	0	1	0	-	0	3	0-0
5/19	vs. N.Y.	0	0	0	0	0.0	0	0	0	0	0	-	0	0	0-0
5/26	vs. Dal.	0	0	0	0	0.0	0	0	0	1	0	-	0	0	0-0
Season Totals		0	0	0	0	6.0	0	0	0	2	0	-	0	3	0-0



MIKIE SCHLOSSER

59

MIDFIELD

6-2 • 180 • 3RD YR. • MICHIGAN

BORN: April 16, 1995 in Davis, Calif.

HIGH SCHOOL: Davis Senior High School, Davis, Calif.

ACQUIRED: MLL Collegiate Draft, 2017

MLL YEAR: 3rd • **YEAR WITH OUTLAWS:** 3rd

REGULAR SEASON GAMES PLAYED: 15 • **POSTSEASON GAMES PLAYED:** 2

SCHLOSSER AT A GLANCE

- A third-year midfielder out of the University of Michigan that's totaled 28 points (24 goals, 4 assists) in 15 career games played.
- Tallied 26 points in 2018 on 23 goals and 3 assists while shooting .365 from the field.
- Named preseason All-Big Ten prior to his senior season at Michigan.
- Drafted by Denver in the sixth round (54th overall) of the 2017 MLL Collegiate Draft.

59's Trophy Case

MLL Champion (1) 2018

2018: Was one of six Outlaws to play in all 14 games... Scored a goal in 12 consecutive games to open the season, including hat tricks in four of those games... Recorded three points in six consecutive games (6/2-7/22)... Tallied two caused turnovers and 10 ground balls on the season and did not commit a penalty... Totaled two points (1 goal, 1 assist) in the semifinals win at Chesapeake (8/11)... Scored two goals and caused a turnover in the Championship win over Dallas (8/18).

2017: Played in one game as rookie, scoring one goal and tallying an assist in the season finale at Chesapeake (8/3).

COLLEGE: Played in 56 career games at Michigan, recording 50 goals and 13 assists for 63 total points... Scored three game-winning goals in his career and corralled 51 ground balls... Named preseason All-Big Ten prior to the start of his senior season.

PERSONAL: Mikie Schlosser was born April 16, 1995 in Davis, Calif.... Earned high school All-America honors as a junior and senior at Davis Senior High School... Served as team captain in his sophomore, junior and senior seasons... Played soccer and basketball in addition to lacrosse in high school... Parents are Frank and Lydia Delis Schlosser... Mother Lydia is a champion triathlete... Was a general studies major at Michigan while enrolled in the College of Literature, Science and the Arts.

Career Stats vs. MLL

Team	GP	G	A	Pts.	GB	CTO
Atl.	1	0	0	0	0	0
Bos.	1	3	0	3	1	0
Cha.	2	4	0	4	1	0
Che.	3	3	2	5	2	0
Dal.	2	3	1	4	4	2
Fla.	2	3	1	4	1	0
N.Y.	2	2	0	2	1	0
Ohio	2	6	0	6	1	0
Total	15	24	4	28	11	2

*Regular Season Only

Career Highs:	G	2ptG	A	P	PIM	GB	S	SOG	CTO
	3	0	1	3	0.0	2	6	5	1
	Four Times		Four Times	Six Times		Twice	Three Times	5/19/18 vs. Cha.	Twice

Schlosser's Regular Season MLL Stats

*Regular Season Only

YEAR	TEAM	GP	G	2ptG	A	PTS	PIM	PPG	PPA	SHG	SHA	GWG	GB	TO	CTO	S	SPCT	SOG	FO
2017	Den.	1	1	0	1	2	0	0	0	0	0	0	1	1	0	2	.500	2	0-0
2018	Den.	14	23	0	3	26	0	1	1	2	0	1	10	15	2	63	.365	38	0-0
TOTALS:		15	24	0	4	28	0	1	1	2	0	1	11	16	2	65	.369	40	0-0

Schlosser's Postseason MLL Stats

YEAR	TEAM	GP	G	2ptG	A	PTS	PIM	PPG	PPA	SHG	SHA	GWG	GB	TO	CTO	S	SPCT	SOG	FO
2017	Den.	0	-	-	-	-	-	-	-	-	-	-	-	-	-	-	-	-	-
2018	Den.	2	3	0	1	4	0.0	0	0	0	0	0	1	7	1	11	.273	5	0-0
TOTALS:		2	3	0	1	4	0.0	0	0	0	0	0	1	7	1	11	.273	5	0-0



Mikie Schlosser's Career Game-By-Game Stats

2017 Game-By-Game Stats

*victories asterisked


DATE	GAME	G	2ptG	A	PTS	PIM	PPG	PPA	GWG	GB	S	SPCT	SOG	CTO	FO
Denver Outlaws (9-5)															
GAMES 1-13		DNP	-	-	-	-	-	-	-	-	-	-	-	-	-
8/3	@Che.	1	0	1	2	0.0	0	0	0	1	2	.500	2	0	0-0
Season Totals		1	0	1	2	0.0	0	0	0	1	2	.500	2	0	0-0
8/11	vs. Roc.*	DNP	-	-	-	-	-	-	-	-	-	-	-	-	-
8/18	Ohio	DNP	-	-	-	-	-	-	-	-	-	-	-	-	-
Postseason Totals		-	-	-	-	-	-	-	-	-	-	-	-	-	-

2018 Game-By-Game Stats

*victories asterisked

DATE	GAME	G	2ptG	A	PTS	PIM	PPG	PPA	GWG	GB	S	SPCT	SOG	CTO	FO
Denver Outlaws (8-6)															
4/21	@N.Y.	1	0	0	1	0.0	0	0	0	0	6	.167	4	0	0-0
4/29	@Dal.	1	0	0	1	0.0	0	0	0	2	4	.250	2	1	0-0
5/4	vs. N.Y.*	1	0	0	1	0.0	0	0	0	1	2	.500	1	0	0-0
5/6	@Fla.	1	0	0	1	0.0	0	0	0	1	4	.250	2	0	0-0
5/13	vs. Che.	2	0	0	2	0.0	0	0	0	0	3	.667	2	0	0-0
5/19	vs. Cha.*	1	0	0	1	0.0	0	0	0	0	6	.167	5	0	0-0
6/2	@Cha.*	3	0	0	3	0.0	0	0	0	1	5	.600	3	0	0-0
6/7	vs. Ohio*	3	0	0	3	0.0	0	0	1	0	5	.600	3	0	0-0
6/16	vs. Fla.*	2	0	1	3	0.0	1	1	0	0	6	.333	2	0	0-0
6/23	@Ohio*	3	0	0	3	0.0	0	0	0	1	5	.600	4	0	0-0
7/4	vs. Bos.*	3	0	0	3	0.0	0	0	0	1	5	.600	4	0	0-0
7/22	vs. Dal.	2	0	1	3	0.0	0	0	0	2	4	.500	3	1	0-0
7/28	@Che.	0	0	1	1	0.0	0	0	0	1	4	.000	1	0	0-0
8/4	@Atl.*	0	0	0	0	0.0	0	0	0	0	4	.000	2	0	0-0
Season Totals		23	0	3	26	0.0	1	1	1	10	63	.365	38	2	0-0
8/11	@Che.*	1	0	1	2	0.0	0	0	0	1	5	.200	2	0	0-0
8/18	Dal.*	2	0	0	2	0.0	0	0	0	0	6	.333	3	1	0-0
Postseason Totals		3	0	1	4	0.0	0	0	0	1	11	.273	5	1	0-0





FINN SULLIVAN

36

DEFENSE

6-3 • 210 • 3RD YR. • HOFSTRA

BORN: Dec. 21, 1992 in West Roxbury, Mass.

HIGH SCHOOL: Avon Old Farms School, Avon, Conn.

ACQUIRED: MLL Supplemental Draft, 2017

MLL YEAR: 3rd • **YEAR WITH OUTLAWS:** 3rd

REGULAR SEASON GAMES PLAYED: 28 • **POSTSEASON GAMES PLAYED:** 3

SULLIVAN AT A GLANCE

- A third-year defender out of Hofstra that's recorded 68 ground balls and 15 caused turnovers in 28 career games played.
- Scored his first career goal (regular or postseason) in the Outlaws' 2018 MLL Championship win over Dallas.
- Is the only Outlaws player to have played in all 14 regular season games each of the past two seasons.
- Was the only rookie defender in MLL to play in all 14 games in 2017 and ranked ninth in the league with 10 caused turnovers.
- Drafted by Denver in the fifth round (38th overall) of the 2017 MLL Supplemental Draft.

36's Trophy Case

MLL Champion (1) 2018

2018: Was one of six Outlaws to play in all 14 regular season games... Corralled 34 ground balls and forced five caused turnovers... Logged a season-high six ground balls on two occasions (6/7 vs. Ohio; 7/22 vs. Dallas)... Forced two turnovers in two separate games (at Ohio, 6/23; vs. Dal., 7/22)... Tallied one ground ball in the semifinals win at Chesapeake (8/11)... Scored his first career goal and recorded two ground balls in the championship win over Dallas (8/18).

2017: Played in all 14 regular season games, recording one assist and 34 ground balls... Was the only rookie defender to play in all 14 games and ranked in the Top 10 among all defenders in caused turnovers... Recorded his first-career MLL point on an assist against New York (6/24)... Played in both postseason games and recorded four total ground balls.

COLLEGE: Recorded 112 ground balls, 45 caused turnovers and two points (1 goal, 1 assist) in 46 games played at Hofstra... Named to the 2016 Inside Lacrosse All-CAA Preseason team... One of four team captains on the 2016 team... Earned 2016 Preseason All-CAA honors... Was the 2016 recipient of the Nicholas Colleluori Memorial Award... Earned Hofstra Athletics Academic Honor Roll accolades.

PERSONAL: Finn Sullivan was born on December 21, 1992... Played lacrosse and football at Roxbury Latin School in West Roxbury, Mass., for three years before spending his senior year at Avon Old Farms School in Avon, Conn... Was a member of Avon Old Farms' Founder's League championship squad in 2012... Studied economics major at Hofstra.

Career Stats vs. MLL

Team	GP	G	A	Pts.	GB	CTO
Atl.	2	0	0	0	3	2
Bos.	3	0	0	0	11	0
Cha.	4	0	0	0	5	1
Che.	4	0	0	0	7	4
Dal.	4	0	0	0	13	3
Fla.	3	0	0	0	13	2
N.Y.	4	0	1	1	7	0
Ohio	4	0	0	0	9	3
Total	28	24	4	28	68	15

*Regular Season Only

Career Highs:	G	2ptG	A	P	PIM	GB	S	SOG	CTO
	0	0	1	1	5.0	6	1	0	3
			6/24/17 vs. N.Y.	6/24/17 vs. N.Y.	7/27/17 vs. Che.	Three Times	7/20/17 @ Roc.		7/27/17 vs. Che.

Sullivan's Regular Season MLL Stats

YEAR	TEAM	GP	G	2ptG	A	PTS	PIM	PPG	PPA	SHG	SHA	GWG	GB	TO	CTO	S	SPCT	SOG	FO
2017	Den.	14	0	0	1	1	9.5	0	0	0	0	0	34	7	10	1	.000	0	0-0
2018	Den.	14	0	0	0	0	6.0	0	0	0	0	0	34	2	5	0	-	0	0-0
TOTALS:		28	0	0	1	1	15.5	0	0	0	0	0	68	9	15	1	.000	0	0-0

Sullivan's Postseason MLL Stats

YEAR	TEAM	GP	G	2ptG	A	PTS	PIM	PPG	PPA	SHG	SHA	GWG	GB	TO	CTO	S	SPCT	SOG	FO
2017	Den.	2	0	0	0	0	0.0	0	0	0	0	0	4	1	0	0	-	0	0-0
2018	Den.	2	1	0	0	1	1.0	0	0	0	0	0	3	1	0	1	1.000	1	0-0
TOTALS:		4	1	0	0	1	1.0	0	0	0	0	0	7	2	0	1	1.000	1	0-0



Finn Sullivan's Career Game-By-Game Stats


2017 Game-By-Game Stats

*victories asterisked															
DATE	GAME	G	2ptG	A	PTS	PIM	PPG	PPA	GWG	GB	S	SPCT	SOG	CTO	FO
Denver Outlaws (9-5)															
4/22	@Cha.*	0	0	0	0	1.0	0	0	0	2	0	-	0	1	0-0
4/29	@N.Y.*	0	0	0	0	0.0	0	0	0	3	0	-	0	0	0-0
5/7	vs. Cha.*	0	0	0	0	1.0	0	0	0	1	0	-	0	0	0-0
5/13	@Fla.*	0	0	0	0	0.0	0	0	0	6	0	-	0	1	0-0
5/27	vs. Roc.	0	0	0	0	0.0	0	0	0	3	0	-	0	1	0-0
6/3	@Bos.*	0	0	0	0	1.0	0	0	0	3	0	-	0	0	0-0
6/17	vs. Bos.	0	0	0	0	0.5	0	0	0	5	0	-	0	0	0-0
6/24	vs. N.Y.*	0	0	1	1	0.0	0	0	0	1	0	-	0	0	0-0
7/4	vs. Atl.*	0	0	0	0	0.0	0	0	0	1	0	-	0	2	0-0
7/15	@Ohio*	0	0	0	0	1.0	0	0	0	1	0	-	0	1	0-0
7/20	@Roc.	0	0	0	0	0.0	0	0	0	1	1	.000	0	1	0-0
7/23	vs. Ohio	0	0	0	0	0.0	0	0	0	0	0	-	0	0	0-0
7/27	vs. Che.*	0	0	0	0	5.0	0	0	0	2	0	-	0	3	0-0
8/3	@Che.	0	0	0	0	0.0	0	0	0	5	0	-	0	0	0-0
Season Totals		0	0	1	1	9.5	0	0	0	34	1	.000	0	10	0-0
8/11	vs. Roc.*	0	0	0	0	0.0	0	0	0	2	0	-	0	0	0-0
8/18	Ohio	0	0	0	0	0.0	0	0	0	2	0	-	0	0	0-0
Postseason Totals		0	0	0	0	0.0	0	0	0	4	0	-	0	0	0-0

2018 Game-By-Game Stats

*victories asterisked															
DATE	GAME	G	2ptG	A	PTS	PIM	PPG	PPA	GWG	GB	S	SPCT	SOG	CTO	FO
Denver Outlaws (8-6)															
4/21	@N.Y.	0	0	0	0	0.5	0	0	0	1	0	-	0	0	0-0
4/29	@Dal.	0	0	0	0	1.0	0	0	0	3	0	-	0	0	0-0
5/4	vs. N.Y.*	0	0	0	0	0.0	0	0	0	2	0	-	0	0	0-0
5/6	@Fla.	0	0	0	0	0.0	0	0	0	3	0	-	0	0	0-0
5/13	vs. Che.	0	0	0	0	0.0	0	0	0	0	0	-	0	1	0-0
5/19	vs. Cha.*	0	0	0	0	0.5	0	0	0	1	0	-	0	0	0-0
6/2	@Cha.*	0	0	0	0	0.0	0	0	0	1	0	-	0	0	0-0
6/7	vs. Ohio*	0	0	0	0	0.0	0	0	0	6	0	-	0	0	0-0
6/16	vs. Fla.*	0	0	0	0	0.5	0	0	0	4	0	-	0	1	0-0
6/23	@Ohio*	0	0	0	0	0.0	0	0	0	2	0	-	0	2	0-0
7/4	vs. Bos.*	0	0	0	0	0.0	0	0	0	3	0	-	0	0	0-0
7/22	vs. Dal.	0	0	0	0	0.0	0	0	0	6	0	-	0	1	0-0
7/28	@Che.	0	0	0	0	2.0	0	0	0	0	0	-	0	0	0-0
8/4	@Atl.*	0	0	0	0	1.5	0	0	0	2	0	-	0	0	0-0
Season Totals		0	0	0	0	6.0	0	0	0	34	0	.000	0	5	0-0
8/11	@Che.*	0	0	0	0	0.0	0	0	0	1	0	-	0	0	0-0
8/18	Dal.*	1	0	0	1	1.0	0	0	0	2	1	1.000	1	0	0-0
Postseason Totals		1	0	0	1	1.0	0	0	0	3	1	1.000	1	0	0-0





DILLON WARD

37

GOALIE

6-5 • 195 • 6TH YR. • BELLARMINE

BORN: March 28, 1991 in Huntington, Ont.

HIGH SCHOOL: The Hill Academy, Concord, Ont.

ACQUIRED: MLL Collegiate Draft, 2017

MLL YEAR: 6th • **YEAR WITH OUTLAWS:** 4th

REGULAR SEASON GAMES PLAYED: 22 • **POSTSEASON GAMES PLAYED:** 1

WARD AT A GLANCE

- A sixth-year goalie out of Bellarmine University that served as Denver's starting goalie for their 2018 MLL Championship run.
- Spent the 2015 and '18 seasons with Denver and has also played with Hamilton (2013) and Atlanta (2016-17).
- Plays for the Colorado Mammoth of the National Lacrosse League and was the league's 2017 Goalie of the Year.
- Drafted by Denver in second round (17th overall) of the 2018 MLL Supplemental Draft.

37's Trophy Case

MLL Champion (1)	2018
Team Canada Gold Medal	2014
Team Canada Silver Medal.....	2018

2018: Played in four regular season games and recorded a 12.18 GAA and saved 51.6 percent of shots faced... Appeared in two games as a backup and started the final two games of the regular season following a season-ending injury to goalie Jack Kelly... Won the Outlaws' play-off-clinching final game of the season while stopping 53.6 percent of shots faced on 15 saves... Made eight saves on 20 shots in Denver's one-point win over the Bayhawks in the semifinals (8/11)... Faced 28 shots and made 16 saves in the championship win over Dallas (8/18).

2017: Appeared in five games for Atlanta and compiled an 0-2 record.

2016: Played in five games for Atlanta and compiled an 0-1 record.

2015: Compiled a 2-0 record while appearing in four games for Denver.

2013: Played in four games for Hamilton and compiled a 1-1 record.

COLLEGE: Played in 53 games at Bellarmine University, recording a .567 save percentage and allowing just 9.98 goals per game.

PERSONAL: Dillon Ward was born on March 28, 1991 in Huntington, Ont... Was a prep star at the Hill Academy in Concord, Ont. and was named the 2010 Canadian Player and Goalie of the Year by NLL Insider... Named the 2009 Canadian National Field Lacrosse MVP... Also played hockey.

Ward's Regular Season MLL Stats

YEAR	TEAM	GP	MIN	W	L	SO	GA	2ptGA	GAA	SV	SV%
2013	Ham.	4	158:24	1	1	0	29	1	10.98	38	.567
2015	Den.	4	105:42	2	0	0	20	1	11.35	16	.444
2016	Atl.	5	118:00	0	1	0	27	2	13.73	27	.500
2017	Atl.	5	133:43	0	2	0	40	3	17.95	19	.322
2018	Den.	4	147:47	1	1	0	30	3	12.18	32	.516
TOTALS:		22	663:36	4	5	0	146	10	13.25	132	.475

Ward's Postseason MLL Stats

YEAR	TEAM	GP	MIN	W	L	SO	GA	2ptGA	GAA	SV	SV%
2018	Den.	2	120:00	2	0	0	24	0	24.00	24	.500
TOTALS:		2	120:00	2	0	0	24	0	24.00	24	.500



Dillon Ward's Career Game-By-Game Stats

2013 Game-By-Game Stats

*victories asterisked								
DATE	GAME	W/L	GA	MIN	2ptGA	SV	SV%	SOG
Hamilton National (9-5)								
6/13	@N.Y.	L	12	60:00	0	11	.478	23
6/22	vs. Roc.*	DNP	-	-	-	-	-	-
6/29	vs. Che.	-	1	6:10	0	1	.500	2
7/7	@Roc.*	DNP	-	-	-	-	-	-
7/20	vs. Ohio*	W	11	60:00	1	21	.656	32
8/10	vs. Den.	-	5	32:14	0	5	.500	10
Season Totals	-	1-1	29	158:24	1	38	.567	67
8/24	@Che.	DNP	-	-	-	-	-	-
Postseason Totals	-	-	-	-	-	-	-	-

2015 Game-By-Game Stats

*victories asterisked								
DATE	GAME	W/L	GA	MIN	2ptGA	SV	SV%	SOG
Denver Outlaws (9-5)								
5/24	vs. Che.*	-	1	15:00	0	3	.750	4
6/6	@Che.	-	10	30:16	0	6	.375	16
7/19	vs. Fla.*	W	6	30:00	1	4	.400	10
7/25	vs. N.Y.*	W	3	30:26	0	3	.500	6
Season Totals	-	2-0	20	105:42	1	16	.444	36

2016 Game-By-Game Stats

*victories asterisked								
DATE	GAME	W/L	GA	MIN	2ptGA	SV	SV%	SOG
Atlanta Blaze (6-8)								
7/16	@Den.	L	7	26:20	1	9	.563	16
7/21	@Che.	-	3	3:26	0	0	.000	3
7/23	vs. Fla.	-	5	30:00	0	5	.500	10
7/30	vs. Ohio*	-	6	28:14	1	7	.538	13
8/4	@Roc.	-	7	30:00	0	6	.462	13
Season Totals	-	0-1	28	108:00	2	27	.500	55

2017 Game-By-Game Stats

*victories asterisked								
DATE	GAME	W/L	GA	MIN	2ptGA	SV	SV%	SOG
Atlanta Blaze (4-10)								
6/10	@Cha.	L	17	60:00	1	11	.393	28
6/17	@Fla.	L	18	60:00	1	7	.280	25
7/1	vs. Fla.*	-	0	4:53	0	0	.000	0
7/4	@Den.	-	4	7:04	0	1	.200	5
7/13	@N.Y.*	-	1	1:46	1	0	.000	1
Season Totals	-	0-2	40	133:43	3	19	.322	59

2018 Game-By-Game Stats

*victories asterisked								
DATE	GAME	W/L	GA	MIN	2ptGA	SV	SV%	SOG
Denver Outlaws (8-6)								
GAMES 1-7	-	DNP	-	-	-	-	-	-
6/7	vs. Ohio*	-	2	15:00	0	2	.500	4
GAMES 9-10	-	DNP	-	-	-	-	-	-
7/4	vs. Bos.*	-	4	13:49	0	3	.429	7
GAME 12	-	DNP	-	-	-	-	-	-
7/28	@Che.	L	11	58:58	2	12	.522	23
8/4	@Atl.*	W	13	60:00	1	15	.536	28
Season Totals	-	1-0	40	146:47	3	32	.516	62
8/11	@Che.*	W	12	60:00	0	8	.400	20
8/18	vs. Dal.*	W	12	60:00	0	16	.571	28
Post Season Totals	-	5-0	24	120:00	0	24	.500	48



FIRST-YEAR PLAYERS BIOS



CHRIS ASLANIAN **57**

ATTACK

6-3 • 190 • ROOKIE • HOBART
BORN: May 20, 1996 in Westfield, N.J.
HIGH SCHOOL: Westfield (N.J.) High School
ACQUIRED: MLL Collegiate Draft, 2019
MLL YEAR: 1st • **YEAR WITH OUTLAWS:** 1st
REGULAR SEASON GAMES PLAYED: 0 • **POSTSEASON GAMES PLAYED:** 0

ASLANIAN AT A GLANCE

- A rookie attackman out of Hobart that scored 192 points (98 goals, 94 assists) in 63 career collegiate games.
- Named a USILA Senior All-Star in 2019 and earned second-team All-NEC honors.
- Drafted by Denver in second round (18th overall) of the 2019 MLL Collegiate Draft.



BRIAN BEGLEY **4**

MIDFIELD

5-10 • 185 • ROOKIE • LOYOLA
BORN: May 28, 1996 in Morristown, N.J.
HIGH SCHOOL: Morristown (N.J.) High School
ACQUIRED: MLL Supplemental Draft, 2018
MLL YEAR: 1st • **YEAR WITH OUTLAWS:** 1st
REGULAR SEASON GAMES PLAYED: 0 • **POSTSEASON GAMES PLAYED:** 0

BEGLEY AT A GLANCE

- A rookie short-stick defensive midfielder out of Loyola that forced 22 turnovers and corralled 118 ground balls in 65 collegiate games.
- Recognized as one of the top SSDMs in the country and was a multiple-time All-Patriot League selection.
- Drafted by Denver in the 2018 MLL Supplemental Draft.



SEAN ECCLES **70**

MIDFIELD

5-11 • 195 • ROOKIE • ALBANY
BORN: Dec. 31, 1996 in Syracuse, N.Y.
HIGH SCHOOL: Corcoran High School, Syracuse, N.Y.
ACQUIRED: MLL Rookie Selection, 2019
MLL YEAR: 1st • **YEAR WITH OUTLAWS:** 1st
REGULAR SEASON GAMES PLAYED: 0 • **POSTSEASON GAMES PLAYED:** 0

ECCLES AT A GLANCE

- A rookie midfielder out of Albany that was a two-time America East All-Conference selection.
- Led the Great Danes to a Final 4 appearance in the 2018 NCAA Lacrosse Championship.
- Drafted by Florida in the second round (11th overall) of the 2019 MLL Collegiate Draft and acquired by Denver in Rookie Selection.



CHARLIE HAYES

23

MIDFIELD

5-11 • 180 • ROOKIE • DETROIT MERCY

BORN: Aug. 8, 1996 in Shelby Township, Mich.

HIGH SCHOOL: Eisenhower High School, Shelby Township, Mich.

ACQUIRED: MLL Player Signee, 2019

MLL YEAR: 1st • **YEAR WITH OUTLAWS:** 1st

REGULAR SEASON GAMES PLAYED: 0 • **POSTSEASON GAMES PLAYED:** 0

HAYES AT A GLANCE

- A rookie midfielder out of Detroit Mercy that played four seasons at Detroit Mercy and earned All-MAAC accolades as a junior and senior.
- Totaled 20 points on 14 goals and six assists while forcing 55 turnovers in his final two collegiate seasons.
- Signed with the Outlaws prior to the 2019 season.



BRENDAN KAVANAGH

5

ATTACK

5-8 • 160 • ROOKIE • HOFSTRA

BORN: April 12, 1996 in Rockville Centre, N.Y.

HIGH SCHOOL: Kellenberg Memorial High School, Uniondale, N.Y.

ACQUIRED: MLL Supplemental Draft, 2018

MLL YEAR: 1st • **YEAR WITH OUTLAWS:** 1st

REGULAR SEASON GAMES PLAYED: 0 • **POSTSEASON GAMES PLAYED:** 0

KAVANAGH AT A GLANCE

- A rookie attackman out of Hofstra that totaled 75 points (48 goals, 27 assists) in 51 career collegiate games.
- Named first-team All-CAA as a junior and was the 2017 Nicholas Colleluori Memorial Tribute recipient.
- Drafted by Denver in the 2018 MLL Supplemental Draft.



KYLE KILLEN

11

ATTACK

5-10 • 180 • ROOKIE • RIT

BORN: Nov. 16, 1996 in Peterborough, Ont.

HIGH SCHOOL: Crestwood Secondary, Cavan Monaghan, Ont.


ACQUIRED: MLL Supplemental Draft, 2018

MLL YEAR: 1st • **YEAR WITH OUTLAWS:** 1st

REGULAR SEASON GAMES PLAYED: 0 • **POSTSEASON GAMES PLAYED:** 0

KILLEN AT A GLANCE

- A rookie attackman out of the Rochester Institute of Technology that scored 158 points (118 goals, 40 assists) in 45 games played.
- Plays for the Colorado Mammoth of the National Lacrosse League.
- Drafted by Denver in the 2018 MLL Supplemental Draft.



BRANDON JONES

42

DEFENSE

6-0 • 190 • ROOKIE • AIR FORCE

BORN: March 12, 1996 in Columbus, Ohio

HIGH SCHOOL: Upper Arlington (Ohio) High School

ACQUIRED: MLL Collegiate Draft, 2019

MLL YEAR: 1st • **YEAR WITH OUTLAWS:** 1st

REGULAR SEASON GAMES PLAYED: 0 • **POSTSEASON GAMES PLAYED:** 0

JONES AT A GLANCE

- A rookie defenseman out of Air Force that was named the Southern Conference's Defender of the Year in 2019.
- Led Air Force with 29 caused turnovers and ranked second on the team with 76 ground balls.
- Drafted by Denver in fourth round (36th overall) of the 2019 MLL Collegiate Draft.



RYAN LEE

45

ATTACK

5-9 • 175 • ROOKIE • RIT

BORN: May 6, 1994 in Sharon, Ont.

HIGH SCHOOL: The Hill Academy, Vaughan, Ont.


ACQUIRED: MLL Player Relocation, 2019

MLL YEAR: 1st • **YEAR WITH OUTLAWS:** 1st

REGULAR SEASON GAMES PLAYED: 0 • **POSTSEASON GAMES PLAYED:** 0

LEE AT A GLANCE

- A rookie attackman out of the Rochester Institute of Technology is finished his collegiate career as the school's all-time leader in goals (237) and points (373).
- Plays for the Colorado Mammoth of the National Lacrosse League.
- Acquired by Denver in 2019 MLL Player Relocation.



COLLIN LETT

15

MIDFIELD

5-9 • 170 • ROOKIE • LENOIR-RHYNE

BORN: July 3, 1996 in Greensboro, N.C.

HIGH SCHOOL: Northwest Guilford High School, Greensboro, N.C.

ACQUIRED: MLL Supplemental Draft, 2018

MLL YEAR: 1st • **YEAR WITH OUTLAWS:** 1st

REGULAR SEASON GAMES PLAYED: 0 • **POSTSEASON GAMES PLAYED:** 0

LETT AT A GLANCE

- A rookie long-stick midfielder out of Lenoir-Rhyne University that corralled 192 ground balls and forced 90 turnovers in 47 games played.
- Added 25 points on 13 goals and 12 assists in his collegiate career.
- Drafted by Denver in the 2018 MLL Supplemental Draft.



ANDREW NEWBOLD

12

DEFENSE

6-3 • 210 • ROOKIE • SACRED HEART

BORN: July 14, 1992 in Loveland, Ohio

HIGH SCHOOL: Loveland (Ohio) High School

ACQUIRED: MLL Player Relocation, 2019

MLL YEAR: 1st • **YEAR WITH OUTLAWS:** 1st

REGULAR SEASON GAMES PLAYED: 0 • **POSTSEASON GAMES PLAYED:** 0

NEWBOLD AT A GLANCE

- A rookie defenseman out of Sacred Heart that earned first-team All-NEC honors as a junior and senior.
- Led the Pioneers with 43 ground balls and 27 caused turnovers as a senior in 2014.
- Acquired by Denver in 2019 MLL Player Relocation.



KYLE PLESS

2

DEFENSE

5-10 • 180 • ROOKIE • RUTGERS

BORN: April 29, 1997 in Highlands Ranch, Colo.

HIGH SCHOOL: Mountain Vista High School, Highlands Ranch, Colo.

ACQUIRED: MLL Collegiate Draft, 2019

MLL YEAR: 1st • **YEAR WITH OUTLAWS:** 1st

REGULAR SEASON GAMES PLAYED: 0 • **POSTSEASON GAMES PLAYED:** 0

PLESS AT A GLANCE

- A rookie defenseman out of Rutgers that earned Honorable Mention All-America accolades as a senior in 2019.
- Totaled 58 caused turnovers and 115 ground balls in 60 games played at Rutgers.
- Drafted by Denver in the seventh round (63rd overall) of the 2019 MLL Collegiate Draft.



TAYLOR STUART

68

MIDFIELD

6-0 • 190 • ROOKIE • BELLARMINE

BORN: Aug. 1, 1994 in Port Moody, B.C.

HIGH SCHOOL: Heritage Woods Secondary School, Port Moody, B.C.

ACQUIRED: MLL Player Relocation, 2019

MLL YEAR: 1st • **YEAR WITH OUTLAWS:** 1st

REGULAR SEASON GAMES PLAYED: 0 • **POSTSEASON GAMES PLAYED:** 0

STUART AT A GLANCE

- A rookie midfielder out of Bellarmine University was a two-time first-team All-Southern Conference honoree.
- Plays for the Colorado Mammoth of the National Lacrosse League.
- Acquired by Denver in 2019 MLL Player Relocation.



2019 Denver Outlaws Alphabetical Roster (As of 5/29/2019)

Active Roster

No.	Player	Pos.	Ht.	Wt.	Exp.	Age	College	Hometown
9	Adler, Max	FO	5-10	180	3	24	Bentley	Ft. Lauderdale, Fla.
57	Aslanian, Chris	A	6-3	190	R	23	Hobart	Westfield, N.J.
14	Barber, Tim	M	5-10	190	4	24	Syracuse	Camillus, N.Y.
4	Begley, Brian	SSDM	5-11	190	R	23	Loyola	Morristown, N.J.
25	Currier, Zach	M	6-0	180	3	24	Princeton	Peterborough, Ont.
70	Eccles, Sean	M	5-11	195	R	22	Albany	Syracuse, N.Y.
81	Gilray, Matt	LSM	6-4	205	2	24	Bucknell	Oshawa, Ont.
77	Gobrecht, Eli	D	6-0	200	2	25	Ithaca	Ithaca, N.Y.
24	Grant Jr., John	A	6-2	220	14	44	Delaware	Peterborough, Ont.
23	Hayes, Charlie	SSDM	5-11	190	R	23	Detroit Mercy	Shelby Township, Mich.
5	Kavanagh, Brendan	A/M	5-8	165	R	23	Hofstra	Rockville Centre, N.Y.
11	Killen, Kyle	A	5-10	195	R	22	RIT	Peterborough, Ont.
40	Knight, Christian	G	6-1	195	2	24	Cornell	Baltimore, Md.
1	Lawton, Sean	M	6-4	225	3	27	Western N.E.	Abington, Mass.
45	Lee, Ryan	A	6-2	220	R	25	RIT	Sharon, Ont.
15	Lett, Collin	LSM	5-9	180	R	22	Lenoir-Rhyne	Greensboro, N.C.
26	Melillo, Zack	FO	5-10	175	2	23	Marquette	Warren, N.J.
12	Newbold, Andrew	D	6-3	210	R	26	Sacred Heart	Loveland, Ohio
2	Pless, Kyle	D	5-10	180	R	22	Rutgers	Highlands Ranch, Colo.
22	Rexrode, Michael	D	6-0	180	2	23	Rutgers	Leesburg, Va.
59	Schlosser, Mikie	M	6-2	180	3	24	Michigan	Davis, Calif.
51	Schoonmaker, Henry	M	6-1	200	4	26	Syracuse	Portland, Ore.
68	Stuart, Taylor	SSDM	6-0	190	R	24	Bellarmino	Port Moody, B.C.
36	Sullivan, Finn	D	6-3	210	3	26	Hofstra	West Roxbury, Mass.
37	Ward, Dillon	G	6-5	195	7	28	Bellarmino	Orangeville, Ont.

Practice Squad

Bocklet, Graham	LSM	5-11	160	2	23	Vermont	Waccabuc, N.Y.
Hernandez, Mike	M	6-3	200	3	25	Michigan	Piedmont, Calif.
Iwamoto, Kai	G	5-9	160	2	33	Keio	Tokyo, Japan
Kurashima, Kohta	A	5-9	160	R	25	Seikei	New Rochelle, N.Y.
Lambert, Forrest	M	6-3	190	R	27	Metro State	Aurora, Colo.
Rosnow, Kinori	FO	5-10	190	R	24	Oberlin	Kirkland, Wash.
Runberg, Zach	SSDM	6-1	190	R	23	Denver	Centennial, Colo.

College Inactive

Jones, Brandon	D	6-0	190	R	23	Air Force	Columbus, Ohio
Marr, Kyle	A	5-11	185	R	23	Johns Hopkins	Clifton Park, N.Y.
Bucaro, Daniel	A	6-2	195	R	22	Georgetown	East Setauket, N.Y.
Neufeldt, Matt	LSM	5-11	170	R	23	Denver	Naperville, Ill.
Kelly, Timmy	A/M	6-0	200	R	22	North Carolina	Baltimore, Md.
Crance, Hugh	D	6-0	200	R	22	Notre Dame	Newport Beach, Calif.



2019 Denver Outlaws Numerical Roster (As of 5/29/2019)

Active Roster								
No.	Player	Pos.	Ht.	Wt.	Exp.	Age	College	Hometown
1	Lawton, Sean	M	6-4	225	3	27	Western N.E.	Abington, Mass.
2	Pless, Kyle	D	5-10	180	R	22	Rutgers	Highlands Ranch, Colo.
4	Begley, Brian	SSDM	5-11	190	R	23	Loyola	Morristown, N.J.
5	Kavanagh, Brendan	A/M	5-8	165	R	23	Hofstra	Rockville Centre, N.Y.
9	Adler, Max	FO	5-10	180	3	24	Bentley	Ft. Lauderdale, Fla.
11	Killen, Kyle	A	5-10	195	R	22	RIT	Peterborough, Ont.
12	Newbold, Andrew	D	6-3	210	R	26	Sacred Heart	Loveland, Ohio
14	Barber, Tim	M	5-10	190	4	24	Syracuse	Camillus, N.Y.
15	Lett, Collin	LSM	5-9	180	R	22	Lenoir-Rhyne	Greensboro, N.C.
22	Rexrode, Michael	D	6-0	180	2	23	Rutgers	Leesburg, Va.
23	Hayes, Charlie	SSDM	5-11	190	R	23	Detroit Mercy	Shelby Township, Mich.
24	Grant Jr., John	A	6-2	220	14	44	Delaware	Peterborough, Ont.
25	Currier, Zach	M	6-0	180	3	24	Princeton	Peterborough, Ont.
26	Melillo, Zack	FO	5-10	175	2	23	Marquette	Warren, N.J.
36	Sullivan, Finn	D	6-3	210	3	26	Hofstra	West Roxbury, Mass.
37	Ward, Dillon	G	6-5	195	7	28	Bellarmino	Orangeville, Ont.
40	Knight, Christian	G	6-1	195	2	24	Cornell	Baltimore, Md.
45	Lee, Ryan	A	6-2	220	R	25	RIT	Sharon, Ont.
51	Schoonmaker, Henry	M	6-1	200	4	26	Syracuse	Portland, Ore.
57	Aslanian, Chris	A	6-3	190	R	23	Hobart	Westfield, N.J.
59	Schlosser, Mikie	M	6-2	180	3	24	Michigan	Davis, Calif.
68	Stuart, Taylor	SSDM	6-0	190	R	24	Bellarmino	Port Moody, B.C.
70	Eccles, Sean	M	5-11	195	R	22	Albany	Syracuse, N.Y.
77	Gobrecht, Eli	D	6-0	200	2	25	Ithaca	Ithaca, N.Y.
81	Gilray, Matt	LSM	6-4	205	2	24	Bucknell	Oshawa, Ont.
Practice Squad								
	Bocklet, Graham	LSM	5-11	160	2	23	Vermont	Waccabuc, N.Y.
	Hernandez, Mike	M	6-3	200	3	25	Michigan	Piedmont, Calif.
	Iwamoto, Kai	G	5-9	160	2	33	Keio	Tokyo, Japan
	Kurashima, Kohta	A	5-9	160	R	25	Seikei	New Rochelle, N.Y.
	Lambert, Forrest	M	6-3	190	R	27	Metro State	Aurora, Colo.
	Rosnow, Kinori	FO	5-10	190	R	24	Oberlin	Kirkland, Wash.
	Runberg, Zach	SSDM	6-1	190	R	23	Denver	Centennial, Colo.
College Inactive								
	Jones, Brandon	D	6-0	190	R	23	Air Force	Columbus, Ohio
	Marr, Kyle	A	5-11	185	R	23	Johns Hopkins	Clifton Park, N.Y.
	Bucaro, Daniel	A	6-2	195	R	22	Georgetown	East Setauket, N.Y.
	Neufeldt, Matt	LSM	5-11	170	R	23	Denver	Naperville, Ill.
	Kelly, Timmy	A/M	6-0	200	R	22	North Carolina	Baltimore, Md.
	Crance, Hugh	D	6-0	200	R	22	Notre Dame	Newport Beach, Calif.



2018 SEASON REVIEW



2018 OUTLAWS SCHEDULE AND RESULTS (8-6)

Date	Opponent	Score	Atten.	Location	Leader	Record
April 21	at New York	19-15 (L)	3,748	James M. Stuart Stadium	M. Kavanagh (6 points)	0-1
April 29	at Dallas	15-14 OT (L)	7,217	The Ford Center	M. Kavanagh (7 points)	0-2
May 4	vs. New York	16-12 (W)	3,444	Broncos Stadium at Mile High	M. Kavanagh (6 points)	1-2
May 6	at Florida	16-7 (L)	2,406	FAU Stadium	J. Kelly (26 saves)	1-3
May 13	vs. Chesapeake	24-22 (L)	1,788	Broncos Stadium at Mile High	D. Snider (6 goals)	1-4
May 19	vs. Charlotte	17-13 (W)	2,665	Broncos Stadium at Mile High	C. Cloutier (8 points)	2-4
June 2	at Charlotte	16-13 (W)	1,469	American Legion Memorial	E. Law (4 goals)	3-4
June 7	vs. Ohio	17-6 (W)	6,388	Broncos Stadium at Mile High	J. Kelly (.765 save %)	4-4
June 16	vs. Florida	26-15 (W)	4,734	Broncos Stadium at Mile High	E. Law (11 points)	5-4
June 23	at Ohio	17-13 (W)	2,226	Fortress Obetz	C. Cloutier (7 points)	6-4
July 4	vs. Boston	25-11 (W)	29,973	Broncos Stadium at Mile High	C. Cloutier (9 points)	7-4
July 22	vs. Dallas	13-12 (L)	5,316	Broncos Stadium at Mile High	M. Kavanagh (5 points)	7-5
July 28	at Chesapeake	13-11 (L)	5,149	Navy-Marine Corps Memorial	E. Law (3 goals)	7-6
Aug. 4	at Atlanta	15-14 (W)	2,204	Fifth Third Bank Stadium	E. Law (5 goals)	8-6
Aug. 11*	at Chesapeake	13-12 (W)	2,977	Navy-Marine Corps Memorial	Z. Currier (5 points)	1-0
Aug. 18^	Dallas	16-12 (W)	4,086	MUSC Health Stadium	M. Kavanagh (9 points)	2-0

2018 OUTLAWS GAME-BY-GAME LEADERS

Game	G	A	PTS	PIM	GB	S	SOG
4/21 @ N.Y.	Kavanagh/Sieverts 5	Five Players 1	Kavanagh 6	Hawkins/Gobrecht 1.0	Hawkins/T. Kelly 5	Kavanagh 13	Kavanagh 8
4/29 @ Dal.	Kavanagh/Law 4	Kavanagh/Milligan 3	Kavanagh 7	Hawkins 1.5	Bocklet 8	Dennis/Law 8	Law 6
5/4 vs. N.Y.	Kavanagh 5	Evans 3	Kavanagh/Law 6	Evans 3.0	T. Kelly 7	Evans 9	Kavanagh 7
5/6 @ Fla.	Evans/Sieverts 2	Sieverts 2	Sieverts 4	Burgdorf 1.0	Bocklet/Fennell/Sullivan 2	Dennis 9	Four Players 4
5/13 vs. Che.	Snider 6	Evans 3	Snider/Kavanagh 6	Simon 1.0	T. Kelly 6	Kavanagh 11	Three Players 6
5/19 vs. Cha.	Cloutier 6	Cloutier 2	Cloutier 8	Three Players 0.5	Adler 9	Cloutier/Dennis 10	Cloutier 7
6/2 @ Cha.	Law/Cloutier 4	Cloutier 2	Law 4	Hawkins 1.5	Adler 7	Law 6	Law 6
6/7 vs. Ohio	Bellistri 4	Three Players 2	Bellistri 6	Kavanagh 0.5	Sullivan 6	Bellistri 10	Bellistri 6
6/16 vs. Fla.	Law 7	Law/Cloutier 4	Law 11	Currier 2.0	Currier/Adler 7	Law 9	Law 9
6/23 @ Ohio	Cloutier 6	Law 3	Cloutier 7	Snider/Hernandez 1.0	Adler 7	Cloutier 12	Cloutier 9
7/4 vs. Bos.	Cloutier 6	Law/Cloutier 3	Cloutier 9	Currier 2.0	Adler 9	Cloutier 15	Cloutier 10
7/22 vs. Dal.	Law 4	Three Players 2	Kavanagh 5	Law 0.5	Sullivan 6	Kavanagh 12	Kavanagh 7
7/28 @ Che.	Law 3	Currier/Kavanagh 2	Law/Currier/Dennis 3	Sullivan 2.0	Adler/Currier 5	Dennis 10	Dennis 6
8/4 @ Atl.	Law 5	Three Players 2	Law 5	Sullivan 1.5	Adler 5	Dennis 8	Law 7
8/11 @ Che.*	Currier 4	Law 4	Law 6	Tittle 1.0	Adler/Currier 9	Kavanagh 7	Currier 5
8/18 Dallas^	Kavanagh 4	Kavanagh 5	Kavanagh 9	Sullivan/Simon 1.0	Adler 9	Kavanagh 9	Kavanagh 8

*denotes MLL Semifinals; ^denotes MLL Championship; wins bolded



2018 DENVER OUTLAWS REGULAR SEASON STATS (8-6)

PLAYERS	GP	G	2ptG	A	PTS	PIM	PPG	PPA	SHG	SHA	GWG	GB	TO	CTO	S	SPCT	SOG	FO
Law, Eric	14	40	0	18	58	0.5	4	4	1	0	1	23	26	1	71	.563	58	0-0
Kavanagh, Matt	13	34	0	19	53	0.5	2	5	0	0	1	17	27	4	95	.358	54	0-0
Cloutier, Chris	6	26	0	14	40	0.5	7	2	0	0	2	10	19	1	51	.510	37	0-0
Bellistri, Kylor (Outlaws)	10	21	0	7	28	1.5	1	0	0	0	1	9	20	3	48	.438	31	0-0
Bellistri, Kylor (Totals)	13	24	0	8	32	3.0	1	0	0	0	1	15	28	4	66	.364	43	0-0
Schlosser, Mikie	14	23	0	3	26	0.0	1	1	2	0	1	10	15	2	63	.365	38	0-0
Snider, Drew	11	20	0	6	26	1.0	5	1	0	0	0	16	8	3	45	.444	33	0-0
Dennis, Romar	13	14	4	4	22	0.5	1	1	0	0	1	12	10	1	86	.163	47	0-0
Currier, Zach	7	12	0	10	22	4.0	0	1	0	0	0	30	11	3	27	.444	18	0-0
Berg, Wes	7	5	0	7	12	0.0	2	1	0	0	0	8	8	3	25	.200	13	0-0
Sieverts, Jeremy*	5	8	0	3	11	1.0	0	1	0	0	0	3	4	0	32	.250	19	0-0
Evans, Shawn*	3	5	0	6	11	3.0	1	1	0	0	0	2	5	0	16	.313	11	0-0
Hawkins, Josh	13	4	0	4	8	6.0	0	0	0	0	0	27	12	5	17	.235	14	0-0
Milligan, Cam*	3	4	0	3	7	0.0	0	0	0	0	1	4	3	0	17	.235	9	0-0
Tintle, Nicholas	13	2	0	3	5	1.0	0	0	0	0	0	17	4	11	7	.286	4	0-0
Simon, Michael	13	1	0	2	3	1.5	0	0	0	0	0	25	5	5	4	.250	2	0-0
Gobrecht, Eli	13	1	0	1	2	3.0	0	0	0	0	0	29	5	13	5	.200	4	0-0
Dismuke, Wikins*	1	1	0	1	2	0.0	1	0	0	0	0	3	4	0	3	.333	3	0-0
Keating, Connor	4	1	1	0	2	0.0	0	0	0	0	0	11	0	1	3	.333	3	0-0
Conley, Peter	1	0	0	2	2	0.0	0	0	0	0	0	0	0	0	5	.000	2	0-0
Gilray, Matt	4	1	0	0	1	0.0	0	0	0	0	0	18	2	2	1	1.000	1	0-0
Bocklet, Matt	14	0	0	1	1	0.0	0	0	0	0	0	39	14	12	1	.000	1	0-0
Ossello, Nick	9	0	0	1	1	3.0	0	0	0	0	0	8	2	1	13	.000	2	4-10
Adler, Max	7	0	0	1	1	0.5	0	0	0	0	0	49	6	1	3	.000	3	131-227
Young, Chase	1	0	0	1	1	0.0	0	0	0	0	0	0	0	0	2	.000	0	0-0
Sullivan, Finn	14	0	0	0	0	6.0	0	0	0	0	0	34	2	5	0	-	0	0-0
Kelly, Jack	11	0	0	0	0	0.0	0	0	0	0	0	42	3	3	1	.000	0	0-0
Kelly, Tom*	6	0	0	0	0	0.5	0	0	0	0	0	32	4	1	3	.000	2	108-197
Burgdorf, Christian	5	0	0	0	0	1.0	0	0	0	0	0	7	2	4	0	-	0	0-0
Fennell, Chris*	3	0	0	0	0	0.0	0	0	0	0	0	6	3	1	0	-	0	0-0
Schoonmaker, Henry*	2	0	0	0	0	0.0	0	0	0	0	0	4	1	2	1	.000	0	0-0
Zack Melillo	1	0	0	0	0	0.0	0	0	0	0	0	4	0	0	0	-	0	6-24
Connor O'Hara	1	0	0	0	0	0.0	0	0	0	0	0	1	1	0	1	.000	0	0-0
Graham Bocklet	1	0	0	0	0	0.5	0	0	0	0	0	1	0	1	0	-	0	0-0
Huggins, Foster	1	0	0	0	0	0.0	0	0	0	0	0	0	0	0	0	-	0	0-0
Ward, Dillon	4	0	0	0	0	0.0	0	0	0	0	0	7	0	0	0	-	0	0-0
Kemp, Larken*	1	0	0	0	0	0.0	0	0	0	0	0	2	1	1	0	-	0	0-0
Wozniak, Greg *	1	0	0	0	0	0.0	0	0	0	0	0	0	0	0	0	-	0	0-0
Hernandez, Mike	1	0	0	0	0	1.0	0	0	0	0	0	0	0	0	0	-	0	0-0
Iwamoto, Kai	1	0	0	0	0	0.0	0	0	0	0	0	1	1	0	0	-	0	0-0
Hanley, Matt	1	0	0	0	0	0.0	0	0	0	0	0	0	0	0	0	-	0	0-0
TOTALS:	14	225	5	117	347	39.5	25	19	3	1	8	516	258	98	648	.347	409	249-458

*denotes no longer on Outlaws Roster

2018 Denver Outlaws Goalie Stats (8-6)

GOALIES	GP	MIN	W	L	GA	2pGA	GAA	SV	SV%
Kelly, Jack	11	639:50	7	4	141	10	13.22	165	.539
Ward, Dillon	4	147:47	1	1	30	3	12.18	32	.516
Iwamoto, Kaisuke	1	49:06	0	0	10	1	12.22	11	.524
Hanley, Matt	1	10:54	0	1	2	0	11.01	2	.500
Knight, Christian	1	1:02	0	0	0	0	0.00	0	-
TOTALS:	14	848:39	8	6	183	14	13.07	210	.534



2018 Denver Outlaws Postseason Stats (2-0)

PLAYERS	GP	G	2ptG	A	PTS	PIM	PPG	PPA	SHG	SHA	GWG	GB	S	SPCT	SOG	FO
Kavanagh, Matt	2	6	0	5	11	0	1	0	0	0	1	3	16	.375	12	0-0
Bellistri, Kylor	2	5	0	4	9	0	0	1	0	0	0	2	10	.500	6	0-0
Currier, Zach	2	6	0	2	8	0	1	0	0	0	0	13	12	.500	9	0-0
Law, Eric	2	3	0	4	7	0	1	1	0	0	0	1	9	.333	7	0-0
Schlosser, Mikie	2	3	0	1	4	0	0	0	0	0	0	1	11	.273	5	0-0
Cloutier, Chris	1	2	0	0	2	0	0	0	0	0	0	1	5	.400	3	0-0
Dennis, Romar	2	1	0	0	1	0	0	0	0	0	0	1	7	.143	3	0-0
Hawkins, Josh	2	1	0	0	1	0	0	0	0	0	1	1	2	.500	2	0-0
Snider, Drew	2	1	0	0	1	0.5	0	0	0	0	0	1	9	.111	5	0-0
Sullivan, Finn	2	1	0	0	1	1	0	0	0	0	0	3	1	1.000	1	0-0
Young, Chase	1	0	0	1	1	0.5	0	0	0	0	0	0	2	-	1	0-0
Tintle, Nicholas	2	0	0	0	0	1	0	0	0	0	0	2	0	-	0	0-0
Bockett, Matt	2	0	0	0	0	0	0	0	0	0	0	7	0	-	0	0-0
Adler, Max	2	0	0	0	0	0	0	0	0	0	0	18	1	-	0	34-58
Simon, Michael	2	0	0	0	0	1	0	0	0	0	0	3	1	-	1	0-0
Gobrecht, Eli	2	0	0	0	0	0	0	0	0	0	0	2	1	-	1	0-0
Gilray, Matt	2	0	0	0	0	0	0	0	0	0	0	10	1	-	0	0-0
Ossello, Nick	1	0	0	0	0	0	0	0	0	0	0	3	1	-	0	1-3
Conley, Peter	1	0	0	0	0	0	0	0	0	0	0	0	2	-	1	0-0
TOTALS:	2	29	0	17	46	4	3	2	0	0	2	81	91	0.319	57	35-61

2018 Denver Outlaws Postseason Goalie Stats (2-0)

GOALIES	GP	MIN	W	L	GA	2pGA	GAA	SV	SV%
Ward, Dillon	2	120:00	2	0	24	0	12.00	24	0.500
TOTALS:	2	120:00	2	0	24	0	12.00	24	0.500





2018 Box Scores: Game 1 - DEN@N.Y.



POINTSTREAK.COM PRINTABLE GAMESHEET:
James M. Shuart Stadium
Sat, Apr 21, 2018 at 7:00 pm

Crew Chief: Doug Donovan
Asst Ref: Tim Murray
Tech Ref: Lawrence Johnston
Scorekeeper:

Attendance: 3,748
Game Length: 2:41
Game Number: 1

Denver 15 at New York 19

FINAL

Scoring	1	2	3	4	T	Team Stats	SOG	SOFF	GB	FO	Power Plays	PP	PIM
Denver	5	4	3	3	15	Denver	37	16	32	24-36	Denver	3-7	3.5
New York	6	4	5	4	19	New York	31	15	30	12-36	New York	2-5	6

Scoring Summary

V - H	#	Q	Team	Time	Scored By	Assists	PP	SH
0 - 1	1	1	NY	2:50	J.LoCascio (2pt)	J.Walters		
0 - 2	2	1	NY	3:22	W.Manny	R.Pannell	x	
1 - 2	3	1	DEN	6:09	M.Kavanagh			
1 - 3	4	1	NY	8:47	W.Manny	J.Walters		
2 - 3	5	1	DEN	11:47	J.Sieverts	W.Dismuke		
3 - 3	6	1	DEN	11:58	J.Hawkins			
3 - 4	7	1	NY	12:13	R.Pannell			
4 - 4	8	1	DEN	12:24	M.Schlosser			
5 - 4	9	1	DEN	14:30	M.Kavanagh	D.Snider		
5 - 5	10	1	NY	14:56	R.Pannell			
5 - 6	11	2	NY	1:55	W.Manny	R.Pannell		
6 - 6	12	2	DEN	2:12	M.Kavanagh			
6 - 7	13	2	NY	4:11	M.Bocklet	R.Pannell		
6 - 8	14	2	NY	5:53	J.Marasco			
6 - 9	15	2	NY	6:03	M.Bocklet	W.Manny		
7 - 9	16	2	DEN	8:01	W.Dismuke		x	
8 - 9	17	2	DEN	11:58	D.Snider	R.Dennis	x	
9 - 9	18	2	DEN	13:27	J.Sieverts			
9 - 10	19	3	NY	0:44	W.Manny			
9 - 11	20	3	NY	1:23	J.Walters	R.Pannell		
10 - 11	21	3	DEN	2:49	M.Kavanagh			
10 - 12	22	3	NY	3:39	P.Rabil			
10 - 13	23	3	NY	4:26	M.Bocklet	R.Pannell		
11 - 13	24	3	DEN	8:25	J.Sieverts			
12 - 13	25	3	DEN	9:04	M.Kavanagh			
12 - 14	26	3	NY	12:31	M.Bocklet	W.Manny		
12 - 15	27	4	NY	1:48	P.Rabil	R.Pannell	x	
13 - 15	28	4	DEN	2:32	J.Sieverts			
13 - 16	29	4	NY	4:57	J.LoCascio (2pt)			
14 - 16	30	4	DEN	9:53	D.Snider	M.Kavanagh	x	
14 - 17	31	4	NY	10:34	J.Walters	W.Manny		
15 - 17	32	4	DEN	13:36	J.Sieverts			

Penalty Summary

Q	T	Player	M	Offense	Time
1	V	T.Kelly	.5	Ill ActCr (tf)	3:10
1	V	F.Sullivan	.5	Pushing (tf)	3:10
2	H	S.DeNapoli	.5	Interference (tf)	7:27
2	H	S.DeNapoli	1	Unnec Rough	7:27
2	H	A.Pifani	1	Slashing	8:50
2	V	E.Gobrecht	1	Slashing	10:03
2	V	M.Simon	.5	Interference (tf)	10:19
2	H	K.Hartzell	1	Slashing	11:16
2	H	K.Hartzell	1	Tripping	11:16
4	V	J.Hawkins	1	Slashing	0:55
4	H	W.Manny	1	Slashing	6:40
4	H	P.Rabil	.5	Offsides (tf)	9:35
Min: 9.5					Offenses: 12

Denver Roster

#	Name	G	2PG	A	PIM	S	SOFF	GB	DC	T	CT	FO
0	N.Tintle	0	0	0	0	0	0	0	0	1	0	-
3	R.Dennis	0	0	1	0	3	7	1	0	1	0	-
4	W.Dismuke	1	0	1	0	3	0	3	0	4	0	-
5	J.Hawkins	1	0	0	1	1	0	5	0	2	0	-
7	Ma. Bocklet	0	0	0	0	0	0	3	0	0	2	-
10	C.Fennell	0	0	0	0	0	0	3	0	1	0	-
15	E.Law	0	0	1	0	3	1	0	0	1	0	-
20	J.Sieverts	5	0	0	0	8	1	0	0	0	0	-
21	G.Wozniak	0	0	0	0	0	0	0	0	0	0	-
22	T.Kelly	0	0	0	.5	0	0	5	0	0	0	24-36
23	D.Snider	2	0	1	0	5	0	1	0	0	0	-
36	F.Sullivan	0	0	0	.5	0	0	1	0	0	0	-
50	M.Kavanagh	5	0	1	0	8	5	1	0	1	0	-
51	H.Schoonmaker	0	0	0	0	0	0	1	0	0	0	-
59	M.Schlosser	1	0	0	0	4	2	0	0	2	0	-
66	M.Simon	0	0	0	.5	0	0	2	0	1	0	-
77	E.Gobrecht	0	0	0	1	2	0	3	0	1	0	-
94	J.Kelly	0	0	0	0	0	0	3	0	1	0	-
Totals:		15	0	5	3.5	37	16	32	0	16	2	24-36

New York Roster

#	Name	G	2PG	A	PIM	S	SOFF	GB	DC	T	CT	FO
1	J.Walters	2	0	2	0	3	2	0	0	1	0	-
3	R.Pannell	2	0	6	0	5	5	2	0	3	1	-
4	W.Manny	4	0	3	1	8	1	0	0	2	0	-
5	J.LoCascio	2	2	0	0	5	1	1	0	0	1	-
7	M.Bocklet	4	0	0	0	5	3	0	0	2	0	-
9	D.Groot	0	0	0	0	0	0	1	0	0	1	-
13	B.Fowler	0	0	0	0	1	1	4	0	0	0	12-36
14	D.Adams	0	0	0	0	0	0	6	0	1	0	-
17	J.Fletcher	0	0	0	0	0	0	2	0	1	0	-
21	T.Zenker	0	0	0	0	0	0	1	0	0	0	-
22	J.Marasco	1	0	0	0	1	1	0	0	0	0	-
24	R.Flanagan	0	0	0	0	0	0	2	0	0	0	-
33	A.Pifani	0	0	0	1	0	0	0	0	1	0	-
58	K.McNally	0	0	0	0	0	0	0	0	0	0	-
70	S.DeNapoli	0	0	0	1.5	0	0	3	0	0	0	-
81	K.Hartzell	0	0	0	2	0	0	2	0	0	0	-
90	J.Carrigan	0	0	0	0	0	0	5	0	0	1	-
99	P.Rabil	2	0	0	.5	3	1	1	0	1	0	-
Totals:		17	2	11	6	31	15	30	0	12	4	12-36

Goalies	MIN	SOG	SV	GA	2GA
94 J.Kelly (loss)	60:00	31	14	17	2
Totals: 60:00 31 14 17 2					

Goalies	MIN	SOG	SV	GA	2GA
14 D.Adams (win)	60:00	37	22	15	0
Totals: 60:00 37 22 15 0					



2018 Box Scores: Game 2 - DEN@DAL



POINTSTREAK.COM PRINTABLE GAMESHEET:
Ford Center
Sun, Apr 29, 2018 at 2:00 pm

Crew Chief: Roy Condon
Asst Ref: Lawrence Johnston
Tech Ref: Ed Rose
Scorekeeper:

Attendance: 7,217
Game Length: 2:48
Game Number: 9

Denver 14 at Dallas 15

FINAL - OT

Scoring	1	2	3	4	OT	T	Team Stats	SOG	SOFF	GB	FO	Power Plays	PP	PIM
Denver	3	3	2	6	0	14	Denver	30	22	48	15-32	Denver	1-3	2.5
Dallas	3	3	5	3	1	15	Dallas	27	16	32	17-32	Dallas	0-4	1.5

Scoring Summary

V - H	#	Q	Team	Time	Scored By	Assists	PP	SH
0 - 1	1	1	DAL	2:20	J.Wolf			
1 - 1	2	1	DEN	4:12	M.Schlosser	M.Kavanagh		
1 - 2	3	1	DAL	6:31	C.Bocklet	T.Thompson		
1 - 3	4	1	DAL	12:24	T.Thompson	J.Wolf		
2 - 3	5	1	DEN	14:21	E.Law			
3 - 3	6	1	DEN	14:59	E.Law	C.Milligan		
4 - 3	7	2	DEN	0:31	C.Milligan	E.Law		
4 - 4	8	2	DAL	1:02	R.McNamara	C.Radziewicz		
4 - 5	9	2	DAL	3:03	B.Kormondy			
5 - 5	10	2	DEN	6:01	M.Kavanagh	E.Law	x	
5 - 6	11	2	DAL	6:34	T.Thompson	C.Radziewicz		
6 - 6	12	2	DEN	10:39	M.Kavanagh			
6 - 7	13	3	DAL	0:55	J.Near	J.Wolf		
7 - 7	14	3	DEN	3:11	E.Law	M.Kavanagh		
7 - 8	15	3	DAL	7:01	J.Wolf			
7 - 9	16	3	DAL	9:53	N.Crotty			
8 - 9	17	3	DEN	10:56	D.Snider			
8 - 10	18	3	DAL	11:41	C.Bocklet	C.Radziewicz		
8 - 11	19	3	DAL	14:39	J.Wolf			
9 - 11	20	4	DEN	0:39	J.Hawkins	N.Tintle		
10 - 11	21	4	DEN	1:15	C.Milligan			
10 - 12	22	4	DAL	1:56	N.Crotty	C.Bocklet		
10 - 13	23	4	DAL	3:18	T.Thompson	C.Radziewicz		
11 - 13	24	4	DEN	5:33	R.Dennis			
12 - 13	25	4	DEN	7:02	E.Law	M.Kavanagh		
13 - 13	26	4	DEN	8:51	M.Kavanagh	C.Milligan		
14 - 13	27	4	DEN	9:15	M.Kavanagh	C.Milligan		
14 - 14	28	4	DAL	9:58	J.Wolf			
14 - 15	29	OT	DAL	8:39	T.Thompson	J.Wolf		

Penalty Summary

Q	T	Player	M	Offense	Time
1	V	J.Hawkins	.5	Delay Game (tf)	9:31
1	V	J.Hawkins	.5	Pushing (tf)	13:24
2	H	M.O'Neil	.5	Pushing (tf)	5:31
2	H	J.LoCascio	.5	Pushing (tf)	14:28
4	V	J.Hawkins	.5	Pushing (tf)	3:24
4	H	M.Manley	.5	Pushing (tf)	5:36
4	V	F.Sullivan	1	Ill Crs Chk	14:23
Min: 4					Offenses: 7

Denver Roster

#	Name	G	2PG	A	PIM	S	SOFF	GB	DC	T	CT	FO
0	N.Tintle	0	0	1	0	0	1	2	0	0	2	-
3	R.Dennis	1	0	0	0	3	5	1	0	0	0	-
5	J.Hawkins	1	0	0	1.5	3	1	1	0	2	1	-
7	M.Bocklet	0	0	0	0	0	0	8	0	2	0	-
11	C.Burgdorf	0	0	0	0	0	0	1	0	0	0	-
15	E.Law	4	0	2	0	6	2	1	0	2	0	-
16	K.Iwamoto	0	0	0	0	0	0	0	0	0	0	-
20	J.Sieverts	0	0	0	0	5	2	1	0	1	0	-
22	T.Kelly	0	0	0	0	0	0	5	0	2	0	15-32
23	D.Snider	1	0	0	0	3	2	2	0	1	1	-
24	C.Milligan	2	0	3	0	3	4	4	0	1	0	-
36	F.Sullivan	0	0	0	1	0	0	3	0	0	0	-
42	L.Kemp	0	0	0	0	0	0	2	0	1	1	-
50	M.Kavanagh	4	0	3	0	5	2	2	0	6	0	-
51	H.Schoonmaker	0	0	0	0	0	1	3	0	1	2	-
59	M.Schlosser	1	0	0	0	2	2	2	0	0	1	-
66	M.Simon	0	0	0	0	0	0	3	0	0	0	-
77	E.Gobrecht	0	0	0	0	0	0	1	0	1	1	-
94	J.Kelly	0	0	0	0	0	0	6	0	0	2	-
Totals:		14	0	9	2.5	30	22	48	0	20	11	15-32

Dallas Roster

#	Name	G	2PG	A	PIM	S	SOFF	GB	DC	T	CT	FO
2	J.Near	1	0	0	0	2	0	3	0	2	0	-
4	J.LoCascio	0	0	0	.5	0	0	4	0	0	1	-
5	M.Manley	0	0	0	.5	0	1	2	0	1	0	-
9	J.Moderski	0	0	0	0	0	0	4	0	1	4	-
15	J.Galloway	0	0	0	0	0	0	4	0	2	1	-
17	D.Simoneau	0	0	0	0	0	1	6	0	0	0	17-32
18	C.Bocklet	2	0	1	0	4	3	1	0	1	0	-
22	N.Crotty	2	0	0	0	5	2	2	0	3	1	-
23	C.Radziewicz	0	0	4	0	1	1	0	0	1	0	-
24	M.Lazore	0	0	0	0	0	0	1	0	0	1	-
32	J.Wolf	4	0	3	0	5	5	0	0	3	0	-
33	M.Dunn	0	0	0	0	0	0	2	0	1	0	-
37	M.O'Neil	0	0	0	.5	1	0	1	0	0	1	-
40	J.Lade	0	0	0	0	0	0	1	0	0	2	-
44	B.Kormondy	1	0	0	0	2	0	1	0	2	0	-
80	D.Moss	0	0	0	0	0	0	0	0	0	0	-
81	R.McNamara	1	0	0	0	1	1	0	0	3	0	-
91	T.Thompson	4	0	1	0	6	2	0	0	1	0	-
Totals:		15	0	9	1.5	27	16	32	0	21	11	17-32

Goalies	MIN	SOG	SV	GA	2GA
94 J.Kelly (loss)	68:39	27	12	15	0
Totals:					
	68:39	27	12	15	0

Goalies	MIN	SOG	SV	GA	2GA
15 J.Galloway (win)	68:39	30	16	14	0
Totals:					
	68:39	30	16	14	0



2018 Box Scores: Game 3 - N.Y.@DEN



POINTSTREAK.COM PRINTABLE GAMESHEET:
Sports Authority Field
Fri, May 04, 2018 at 6:30 pm

Crew Chief: Bill Johansen
Asst Ref: Dave Malmquist
Tech Ref: Brian Mauney
Scorekeeper:

Attendance: 3,444
Game Length: 2:26
Game Number: 11

New York 12 at Denver 16

FINAL

Scoring	1	2	3	4	T	Team Stats	SOG	SOFF	GB	FO	Power Plays	PP	PIM
New York	4	1	2	5	12	New York	25	15	22	13-32	New York	1-2	4
Denver	3	3	6	4	16	Denver	31	14	29	19-32	Denver	0-5	3.5

Scoring Summary

V - H	#	Q	Team	Time	Scored By	Assists	PP	SH
0 - 1	1	1	DEN	2:54	E.Law	M.Kavanagh		
1 - 1	2	1	NY	5:44	J.LoCascio	J.Walters		
1 - 2	3	1	DEN	9:54	D.Snider	S.Evans		
2 - 2	4	1	NY	10:29	J.LoCascio			
3 - 2	5	1	NY	12:15	R.Pannell	W.Manny	x	
3 - 3	6	1	DEN	13:15	M.Schlosser			x
4 - 3	7	1	NY	14:58	Mi. Bocklet	W.Manny		
4 - 4	8	2	DEN	0:35	M.Kavanagh			
5 - 4	9	2	NY	1:11	J.LoCascio			
5 - 5	10	2	DEN	5:10	E.Law	S.Evans		
5 - 6	11	2	DEN	12:50	M.Kavanagh			
5 - 7	12	3	DEN	1:51	R.Dennis (2pt)			
5 - 8	13	3	DEN	2:14	S.Evans			
5 - 9	14	3	DEN	5:07	S.Evans			
5 - 10	15	3	DEN	8:02	M.Kavanagh			
6 - 10	16	3	NY	11:38	R.Pannell			
7 - 10	17	3	NY	13:46	P.Rabil			
7 - 11	18	3	DEN	14:55	M.Kavanagh			
8 - 11	19	4	NY	0:50	S.DeNapoli	R.Pannell		
9 - 11	20	4	NY	2:17	R.Pannell			
10 - 11	21	4	NY	3:31	P.Rabil			
11 - 11	22	4	NY	6:53	A.Hodgson	Mi. Bocklet		
11 - 12	23	4	DEN	7:37	C.Milligan	S.Evans		
11 - 13	24	4	DEN	8:24	E.Law			
12 - 13	25	4	NY	10:32	W.Manny	R.Pannell		
12 - 14	26	4	DEN	14:45	M.Kavanagh	E.Law		
12 - 15	27	4	DEN	14:54	E.Law	M.Bocklet		

Penalty Summary

Q	T	Player	M	Offense	Time
1	H	S.Evans	3	Ill ActCr (pf3)	10:29
2	V	P.Frazier	.5	Interference (tf)	3:06
2	H	J.Sieverts	.5	Offsides (tf)	9:25
3	V	S.DeNapoli	.5	Interference (tf)	6:06
3	V	K.Unterstein	1	Unnec Rough	9:42
4	V	D.Adams	1	Slashing	14:54
4	V	Mi. Bocklet	1	Unsportsman	14:54
Min: 7.5					Offenses: 7

New York Roster

#	Name	G	2PG	A	PIM	S	SOFF	GB	DC	T	CT	FO
1	J.Walters	0	0	1	0	2	0	0	0	1	0	-
3	R.Pannell	3	0	2	0	5	5	3	0	2	0	-
4	W.Manny	1	0	2	0	3	3	1	0	2	0	-
5	J.LoCascio	3	0	0	0	3	2	0	0	0	0	-
7	Mi. Bocklet	1	0	1	1	3	1	0	0	2	0	-
13	B.Fowler	0	0	0	0	0	0	2	0	0	0	13-32
14	D.Adams	0	0	0	1	0	0	1	0	0	0	-
17	J.Fletcher	0	0	0	0	0	0	3	0	0	1	-
21	T.Zenker	0	0	0	0	0	0	1	0	0	1	-
22	J.Marasco	0	0	0	0	0	0	0	0	0	0	-
24	R.Flanagan	0	0	0	0	0	0	0	0	0	0	-
36	K.Unterstein	0	0	0	1	0	0	1	0	0	1	-
58	P.Frazier	0	0	0	.5	0	0	2	0	1	0	-
70	S.DeNapoli	1	0	0	.5	1	1	0	0	0	0	-
77	A.Hodgson	1	0	0	0	1	1	0	0	1	0	-
81	K.Hartzell	0	0	0	0	2	1	2	0	0	0	-
90	J.Carrigan	0	0	0	0	0	0	4	0	0	1	-
99	P.Rabil	2	0	0	0	5	1	2	0	2	1	-
Totals:		12	0	6	4	25	15	22	0	11	5	13-32

Denver Roster

#	Name	G	2PG	A	PIM	S	SOFF	GB	DC	T	CT	FO
3	R.Dennis	1	1	0	0	2	2	1	0	0	0	-
5	J.Hawkins	0	0	0	0	2	0	0	0	1	0	-
7	M.Bocklet	0	0	1	0	0	0	3	0	2	1	-
10	C.Fennell	0	0	0	0	0	0	0	0	0	0	-
11	C.Burgdorf	0	0	0	0	0	0	1	0	1	0	-
15	E.Law	4	0	1	0	5	1	1	0	1	0	-
16	K.Iwamoto	0	0	0	0	0	0	0	0	1	0	-
20	J.Sieverts	0	0	0	.5	0	4	0	0	1	0	-
22	T.Kelly	0	0	0	0	1	0	7	0	0	0	19-32
23	D.Snider	1	0	0	0	4	0	1	0	1	0	-
24	C.Milligan	1	0	0	0	3	1	0	0	1	0	-
32	N.Ossello	0	0	0	0	0	1	0	0	0	0	-
36	F.Sullivan	0	0	0	0	0	0	2	0	0	0	-
50	M.Kavanagh	5	0	1	0	7	1	1	0	1	0	-
59	M.Schlosser	1	0	0	0	1	1	1	0	0	0	-
66	M.Simon	0	0	0	0	0	0	2	0	1	1	-
77	E.Gobrecht	0	0	0	0	0	0	2	0	0	0	-
88	S.Evans	2	0	3	3	6	3	1	0	2	0	-
94	J.Kelly	0	0	0	0	0	0	6	0	0	0	-
Totals:		15	1	6	3.5	31	14	29	0	13	2	19-32

Goalies	MIN	SOG	SV	GA	2GA
14 D.Adams (loss)	60:00	31	16	15	1
Totals:					
	60:00	31	16	15	1

Goalies	MIN	SOG	SV	GA	2GA
94 J.Kelly (win)	60:00	25	13	12	0
Totals:					
	60:00	25	13	12	0



2018 Box Scores: Game 4 - DEN@FLA



POINTSTREAK.COM PRINTABLE GAMESHEET:
FAU Stadium
Sun, May 06, 2018 at 4:00 pm

Crew Chief: Kevin OLeary
Asst Ref: Joe Jastrzemski
Tech Ref: Ken Rizzo
Scorekeeper:

Attendance: 2,406
Game Length: 23:13
Game Number: 14

Denver 7 at Florida 16

FINAL

Scoring	1	2	3	4	T	Team Stats	SOG	SOFF	GB	FO	Power Plays	PP	PIM
Denver	1	2	4	0	7	Denver	25	21	33	17-27	Denver	1-3	2
Florida	4	3	4	5	16	Florida	42	9	38	10-27	Florida	1-3	2

Scoring Summary

Penalty Summary

V - H	#	Q	Team	Time	Scored By	Assists	PP	SH	Q	T	Player	M	Offense	Time
1 - 0	1	1	DEN	2:30	J.Sieverts				2	H	P.Ricci	.5	Holding (tf)	11:26
1 - 1	2	1	FLA	2:30	S.Salcido	R.Drenner			3	H	J.Neumann	1	Slashing	6:36
1 - 2	3	1	FLA	2:30	M.Unterstein				3	H	J.Neumann	.5	Holding (tf)	9:12
1 - 3	4	1	FLA	9:58	K.McArdle				4	V	C.Burgdorf	1	Slashing	6:57
1 - 4	5	1	FLA	14:42	J.Neumann				4	V	J.Hawkins	.5	Holding (tf)	6:57
1 - 5	6	2	FLA	5:16	D.Molloy				4	V	R.Dennis	.5	Holding (tf)	13:40
2 - 5	7	2	DEN	5:26	C.Milligan	J.Hawkins								
3 - 5	8	2	DEN	7:48	S.Evans	J.Sieverts								
3 - 6	9	2	FLA	10:34	M.Tagliaferri									
3 - 7	10	2	FLA	12:04	D.Molloy	M.Unterstein								
4 - 7	11	3	DEN	2:45	J.Sieverts	N.Ossello								
5 - 7	12	3	DEN	2:59	J.Hawkins									
6 - 7	13	3	DEN	3:38	M.Schlosser									
6 - 8	14	3	FLA	5:26	M.Tagliaferri									
7 - 8	15	3	DEN	6:58	S.Evans	J.Sieverts		x						
7 - 9	16	3	FLA	7:24	D.Molloy									
7 - 10	17	3	FLA	11:09	R.Drenner	K.McArdle								
7 - 11	18	3	FLA	13:23	T.Barber									
7 - 12	19	4	FLA	0:50	K.McArdle									
7 - 13	20	4	FLA	1:25	N.Mariano									
7 - 14	21	4	FLA	5:54	M.Tagliaferri									
7 - 15	22	4	FLA	6:57	N.Mariano	R.Drenner		x						
7 - 16	23	4	FLA	7:41	K.McArdle	N.Mariano								

Min: 4 Offenses: 6

Denver Roster

Florida Roster

#	Name	G	2PG	A	PIM	S	SOFF	GB	DC	T	CT	FO
0	N.Tintle	0	0	0	0	1	0	1	0	0	0	-
3	R.Dennis	0	0	0	.5	4	5	1	0	1	1	-
5	J.Hawkins	1	0	1	.5	2	0	1	0	1	0	-
7	M.Bocklet	0	0	0	0	0	0	2	0	1	0	-
10	C.Fennell	0	0	0	0	0	0	3	0	2	1	-
11	C.Burgdorf	0	0	0	1	0	0	2	0	1	1	-
15	E.Law	0	0	0	0	3	2	1	0	4	0	-
16	K.Iwamoto	0	0	0	0	0	0	0	0	0	0	-
20	J.Sieverts	2	0	2	0	3	2	1	0	2	0	-
22	T.Kelly	0	0	0	0	0	0	4	0	0	0	17-27
24	C.Milligan	1	0	0	0	3	3	0	0	1	0	-
32	N.Ossello	0	0	1	0	1	3	1	0	0	0	-
36	F.Sullivan	0	0	0	0	0	0	3	0	0	0	-
50	M.Kavanagh	0	0	0	0	1	3	3	0	1	1	-
59	M.Schlosser	1	0	0	0	2	2	1	0	1	0	-
66	M.Simon	0	0	0	0	0	1	0	0	0	0	-
77	E.Gobrecht	0	0	0	0	1	0	2	0	0	0	-
88	S.Evans	2	0	0	0	4	0	1	0	2	0	-
94	J.Kelly	0	0	0	0	0	0	6	0	1	0	-
Totals:		7	0	4	2	25	21	33	0	18	4	17-27

#	Name	G	2PG	A	PIM	S	SOFF	GB	DC	T	CT	FO
1	P.Ricci	0	0	0	.5	0	0	2	0	1	4	-
2	R.Drenner	1	0	2	0	4	0	5	0	0	0	-
4	D.Molloy	3	0	0	0	8	1	0	0	2	1	-
6	K.McArdle	3	0	1	0	9	1	1	0	1	0	-
9	T.Barber	1	0	0	0	4	1	0	0	1	0	-
14	A.Kaut	0	0	0	0	0	0	5	0	0	1	-
21	M.Tagliaferri	3	0	0	0	3	4	2	0	0	0	-
23	N.Mariano	2	0	1	0	3	1	0	0	0	0	-
25	A.Tulett	0	0	0	0	2	1	4	0	0	2	-
37	B.Williams	0	0	0	0	2	0	5	0	0	0	10-27
41	S.Doss	0	0	0	0	0	0	0	0	0	0	-
42	C.Ford	0	0	0	0	0	0	0	0	0	1	-
43	M.McNeill	0	0	0	0	0	0	2	0	0	0	-
44	S.Brooks	0	0	0	0	2	0	1	0	0	0	-
48	S.Salcido	1	0	0	0	1	0	0	0	1	0	-
51	T.Durkin	0	0	0	0	0	0	3	0	1	0	-
75	J.Yozzo-Scaperrotta	0	0	0	0	0	0	2	0	1	0	-
77	M.Unterstein	1	0	1	0	2	0	3	0	0	0	-
88	J.Neumann	1	0	0	1.5	2	0	3	0	1	2	-
Totals:		16	0	5	2	42	9	38	0	9	11	10-27

Goalies	MIN	SOG	SV	GA	2GA
94 J.Kelly (loss)	60:00	42	26	16	0
Totals:					
	60:00	42	26	16	0

Goalies	MIN	SOG	SV	GA	2GA
14 A.Kaut (win)	60:00	25	18	7	0
41 S. Doss (b)					
Totals:					
	60:00	25	18	7	0



2018 Box Scores; Game 6 - CHA@DEN



POINTSTREAK.COM PRINTABLE GAMESHEET:
Sports Authority Field
Sat, May 19, 2018 at 7:00 pm

Crew Chief: Bill Johansen
Asst Ref: Dave Malmquist
Tech Ref: Brian Mauney
Scorekeeper:

Attendance: 2,665
Game Length: 2:21
Game Number: 22

Charlotte 13 at Denver 17

FINAL

Scoring	1	2	3	4	T	Team Stats	SOG	SOFF	GB	FO	Power Plays	PP	PIM
Charlotte	1	3	3	6	13	Charlotte	26	15	34	12-34	Charlotte	0-3	.5
Denver	7	1	4	5	17	Denver	32	19	37	24-34	Denver	1-1	1.5

Scoring Summary

Penalty Summary

V - H	#	Q	Team	Time	Scored By	Assists	PP	SH	Q	T	Player	M	Offense	Time
0 - 1	1	1	DEN	2:08	C.Cloutier	W.Berg			1	H	N.Tintle	.5	Holding (tf)	0:57
0 - 2	2	1	DEN	3:03	C.Cloutier				1	H	N.Ossello	.5	Pushing (tf)	11:52
0 - 3	3	1	DEN	5:09	C.Cloutier				2	H	F.Sullivan	.5	Pushing (tf)	6:56
0 - 4	4	1	DEN	6:19	R.Dennis				3	V	M.Ehrhardt	.5	Holding (tf)	10:43
1 - 4	5	1	CHA	7:57	J.McCallion	J.Crawley								
1 - 5	6	1	DEN	9:27	E.Law	C.Young								
1 - 6	7	1	DEN	14:40	E.Law	M.Simon								
1 - 7	8	1	DEN	14:49	K.Bellistri									
2 - 7	9	2	CHA	7:29	K.Crowley	K.Cooper								
2 - 8	10	2	DEN	11:07	C.Cloutier	E.Gobrecht								
3 - 8	11	2	CHA	12:55	R.Brown	J.Haus								
4 - 8	12	2	CHA	14:51	J.Haus									
5 - 8	13	3	CHA	4:03	K.Cooper									
6 - 8	14	3	CHA	4:23	J.Richard	M.Ehrhardt								
7 - 8	15	3	CHA	6:14	J.Crawley									
7 - 9	16	3	DEN	10:02	E.Law									
7 - 10	17	3	DEN	10:59	C.Cloutier			x						
7 - 11	18	3	DEN	13:01	C.Cloutier									
7 - 12	19	3	DEN	14:58	M.Schlosser									
7 - 13	20	4	DEN	1:54	K.Bellistri									
8 - 13	21	4	CHA	2:19	K.Cooper									
8 - 14	22	4	DEN	4:26	K.Bellistri	N.Tintle								
9 - 14	23	4	CHA	7:11	R.Brown	M.Rambo								
10 - 14	24	4	CHA	7:46	K.Cooper	J.Haus								
11 - 14	25	4	CHA	8:34	J.McCallion									
11 - 15	26	4	DEN	10:12	R.Dennis									
11 - 16	27	4	DEN	10:45	E.Law	C.Cloutier								
12 - 16	28	4	CHA	12:51	J.Haus	J.McCallion								
12 - 17	29	4	DEN	13:43	E.Law	C.Cloutier								
13 - 17	30	4	CHA	14:25	R.Brown	M.Rambo								

Min: 2 Offenses: 4

Charlotte Roster

Denver Roster

#	Name	G	2PG	A	PIM	S	SOFF	GB	DC	T	CT	FO	#	Name	G	2PG	A	PIM	S	SOFF	GB	DC	T	CT	FO																						
1	M.Chanenчук	0	0	0	0	0	3	0	0	2	0	-	0	N.Tintle	0	0	1	.5	0	0	1	0	1	0	-																						
2	C.Cipriano	0	0	0	0	0	0	7	0	0	1	-	3	R.Dennis	2	0	0	0	6	4	3	0	0	0	-																						
4	R.Brown	3	0	0	0	7	5	0	0	0	0	-	5	J.Hawkins	0	0	0	0	1	0	3	0	2	0	-																						
6	W.Haus	0	0	0	0	0	1	0	0	0	0	-	7	M.Bocklet	0	0	0	0	1	0	3	0	1	0	-																						
7	D.Sweeney	0	0	0	0	0	0	3	0	0	0	-	9	M.Adler	0	0	0	0	0	0	9	0	2	0	24-34																						
9	M.Rambo	0	0	2	0	0	2	2	0	1	1	-	15	E.Law	5	0	0	0	4	2	1	0	2	0	-																						
17	A.Osika	0	0	0	0	0	1	1	0	0	0	-	23	D.Snider	0	0	0	0	0	0	0	0	0	0	-																						
19	J.Crawley	1	0	1	0	2	1	3	0	2	0	-	32	N.Ossello	0	0	0	.5	0	1	0	0	1	0	-																						
20	B.Hynes	0	0	0	0	0	0	3	0	1	0	-	35	C.Young	0	0	1	0	0	2	0	0	0	0	-																						
21	K.Crowley	1	0	0	0	2	0	0	0	0	0	-	36	F.Sullivan	0	0	0	.5	0	0	1	0	0	0	-																						
22	J.McCallion	2	0	1	0	3	0	0	0	0	0	-	37	D.Ward	0	0	0	0	0	0	0	0	0	0	-																						
26	J.Haus	2	0	2	0	4	1	0	0	1	0	-	41	C.Keating	0	0	0	0	0	0	3	0	0	0	-																						
27	J.Richard	1	0	0	0	1	0	0	0	1	0	-	45	C.Cloutier	6	0	2	0	7	3	3	0	3	1	-																						
28	M.Ehrhardt	0	0	1	.5	1	1	5	0	1	2	2-6	55	W.Berg	0	0	1	0	3	5	2	0	1	1	-																						
33	P.Bassett	0	0	0	0	0	0	0	0	0	0	-	59	M.Schlosser	1	0	0	0	5	1	0	0	1	0	-																						
40	K.Cooper	3	0	1	0	6	0	0	0	0	0	-	66	M.Simon	0	0	1	0	0	0	0	0	0	0	-																						
41	K.Massa	0	0	0	0	0	0	4	0	0	0	10-28	77	E.Gobrecht	0	0	1	0	0	0	2	0	0	2	-																						
59	D.Manning	0	0	0	0	0	0	0	0	0	0	-	80	K.Bellistri	3	0	0	0	5	1	1	0	2	0	-																						
77	B.Randall	0	0	0	0	0	0	6	0	1	3	-	94	J.Kelly	0	0	0	0	0	0	5	0	0	0	-																						
Totals:													13	0	8	.5	26	15	34	0	10	7	12-34	Totals:													17	0	7	1.5	32	19	37	0	16	4	24-34

Goalies	MIN	SOG	SV	GA	2GA	Goalies	MIN	SOG	SV	GA	2GA
2 C.Cipriano (loss)	60:00	32	15	17	0	94 J.Kelly (win)	60:00	26	13	13	0
33 P. Bassett (b)						37 D. Ward (b)					
Totals:						Totals:					
60:00						60:00					
32						26					
15						13					
17						13					
0						0					



2018 Box Scores; Game 7 - DEN@CHA



POINTSTREAK.COM PRINTABLE GAMESHEET:
Memorial Stadium
Sat, Jun 02, 2018 at 7:30 pm

Crew Chief: Scott Smith
Asst Ref: Chris Bynum
Tech Ref: Adam Olmstead
Scorekeeper:

Attendance: 1,469
Game Length: 2:25
Game Number: 29

Denver 16 at Charlotte 13

FINAL

Scoring	1	2	3	4	T	Team Stats	SOG	SOFF	GB	FO	Power Plays	PP	PIM
Denver	5	4	3	4	16	Denver	24	12	35	19-33	Denver	2-4	3.5
Charlotte	3	3	4	3	13	Charlotte	28	14	29	14-33	Charlotte	1-4	3.5

Scoring Summary

V - H	#	Q	Team	Time	Scored By	Assists	PP	SH
1 - 0	1	1	DEN	0:48	N.Tintle	J.Hawkins		
1 - 1	2	1	CHA	1:17	R.Brown	M.Rambo		
2 - 1	3	1	DEN	3:30	E.Law	C.Cloutier		
3 - 1	4	1	DEN	4:21	W.Berg	K.Bellistri		
4 - 1	5	1	DEN	4:58	W.Berg			
5 - 1	6	1	DEN	5:38	M.Kavanagh			
5 - 2	7	1	CHA	6:30	R.Brown	K.Cooper		
5 - 3	8	1	CHA	13:55	J.Richard			
6 - 3	9	2	DEN	0:26	R.Dennis			
7 - 3	10	2	DEN	2:42	E.Law	W.Berg		
8 - 3	11	2	DEN	3:58	M.Schlosser			
8 - 4	12	2	CHA	10:19	M.Rambo			
8 - 5	13	2	CHA	11:17	M.Rambo			
8 - 6	14	2	CHA	11:47	J.McCallion			
9 - 6	15	2	DEN	14:55	Z.Currier			
10 - 6	16	3	DEN	4:55	E.Law	Z.Currier		
10 - 7	17	3	CHA	5:38	K.Crowley	M.Rambo	x	
11 - 7	18	3	DEN	6:05	M.Schlosser			x
11 - 8	19	3	CHA	8:47	M.Rambo	W.Haus		
11 - 9	20	3	CHA	10:02	R.Brown	D.Sweeney		
12 - 9	21	3	DEN	10:47	M.Schlosser			
12 - 10	22	3	CHA	13:51	M.Chanenchuk			
13 - 10	23	4	DEN	0:55	Z.Currier			
13 - 11	24	4	CHA	1:11	J.McCallion			
13 - 12	25	4	CHA	3:35	K.Cooper	D.Sweeney		
14 - 12	26	4	DEN	7:11	C.Cloutier	M.Kavanagh	x	
14 - 13	27	4	CHA	9:09	R.Brown	M.Rambo		
15 - 13	28	4	DEN	10:33	E.Law	C.Cloutier	x	
16 - 13	29	4	DEN	12:16	C.Cloutier			

Penalty Summary

Q	T	Player	M	Offense	Time
2	V	J.Hawkins	.5	Offsides (tf)	0:59
2	H	N.Rak	1	Body Check	4:06
2	V	J.Hawkins	1	Body Check	7:03
3	V	N.Ossello	1	Body Check	5:27
3	V	E.Law	1	Unsportsman (bmi)	5:27
4	H	W.Haus	1	Slashing	4:21
4	H	P.Bassett	1	Body Check	6:26
4	H	B.Schmidt	.5	Ill ActCr (tf)	10:06
Min: 7					Offenses: 8

Denver Roster

#	Name	G	2PG	A	PIM	S	SOFF	GB	DC	T	CT	FO
0	N.Tintle	1	0	0	0	1	0	0	0	0	0	-
2	F.Huggins	0	0	0	0	0	0	0	0	0	0	-
3	R.Dennis	1	0	0	0	2	1	0	0	1	0	-
5	J.Hawkins	0	0	1	1.5	0	0	1	0	0	0	-
7	M.Bocklet	0	0	0	0	0	0	3	0	1	2	-
9	M.Adler	0	0	0	0	1	0	7	0	1	0	19-33
15	E.Law	4	0	0	0	6	0	3	0	2	0	-
25	Z.Currier	2	0	1	0	3	0	4	0	1	0	-
32	N.Ossello	0	0	0	1	0	0	0	0	0	0	-
36	F.Sullivan	0	0	0	0	0	0	1	0	0	0	-
37	D.Ward	0	0	0	0	0	0	0	0	0	0	-
45	C.Cloutier	2	0	2	0	3	1	1	0	6	0	-
50	M.Kavanagh	1	0	1	0	1	4	1	0	1	0	-
55	W.Berg	2	0	1	0	3	2	1	0	1	2	-
59	M.Schlosser	3	0	0	0	3	2	1	0	4	0	-
66	M.Simon	0	0	0	0	0	0	3	0	3	2	-
77	E.Gobrecht	0	0	0	0	0	0	4	0	0	3	-
80	K.Bellistri	0	0	1	0	1	2	1	0	3	0	-
94	J.Kelly	0	0	0	0	0	0	4	0	1	0	-
Totals:		16	0	7	3.5	24	12	35	0	25	9	19-33

Charlotte Roster

#	Name	G	2PG	A	PIM	S	SOFF	GB	DC	T	CT	FO
1	M.Chanenchuk	1	0	0	0	5	2	2	0	1	0	-
2	C.Cipriano	0	0	0	0	0	0	0	0	0	0	-
4	R.Brown	4	0	0	0	7	4	0	0	1	0	-
6	W.Haus	0	0	1	1	2	0	1	0	0	1	-
7	D.Sweeney	0	0	2	0	0	0	1	0	2	2	-
9	M.Rambo	3	0	3	0	4	3	1	0	3	0	-
19	J.Crawley	0	0	0	0	0	0	0	0	0	0	-
20	B.Hynes	0	0	0	0	0	0	4	0	1	2	-
21	K.Crowley	1	0	0	0	4	3	0	0	2	0	-
22	J.McCallion	2	0	0	0	3	0	0	0	0	0	-
27	J.Richard	1	0	0	0	1	2	0	0	1	0	-
32	A.Dimillo	0	0	0	0	0	0	3	0	0	2	-
33	P.Bassett	0	0	0	1	0	0	6	0	0	0	-
40	K.Cooper	1	0	1	0	2	0	0	0	0	0	-
41	K.Massa	0	0	0	0	0	0	1	0	1	0	5-9
43	N.Rak	0	0	0	1	0	0	2	0	0	0	9-24
44	B.Schmidt	0	0	0	.5	0	0	5	0	0	1	-
45	J.Barclay	0	0	0	0	0	0	0	0	0	1	-
77	B.Randall	0	0	0	0	0	0	3	0	2	5	-
Totals:		13	0	7	3.5	28	14	29	0	14	14	14-33

Goalies	MIN	SOG	SV	GA	2GA					
94 J.Kelly (win)	60:00	28	15	13	0					
37 D. Ward (b)										
Totals:						60:00	28	15	13	0

Goalies	MIN	SOG	SV	GA	2GA					
2 C.Cipriano (loss)	19:43	11	2	9	0					
33 P.Bassett	40:17	13	6	7	0					
Totals:						60:00	24	8	16	0



2018 Box Scores; Game 8 - OH@DEN



POINTSTREAK.COM PRINTABLE GAMESHEET:
Sports Authority Field
Thu, Jun 07, 2018 at 12:00 pm

Crew Chief: Matt Palumb
Asst Ref: Dave Malmquist
Tech Ref: Brian Mauney
Scorekeeper:

Attendance: 6,388
Game Length: 2:18
Game Number: 30

Ohio 6 at Denver 17

FINAL

Scoring	1	2	3	4	T	Team Stats	SOG	SOFF	GB	FO	Power Plays	PP	PIM
Ohio	1	1	2	2	6	Ohio	21	20	38	12-27	Ohio	0-1	4
Denver	7	2	4	4	17	Denver	26	21	45	15-27	Denver	1-4	.5

Scoring Summary

Penalty Summary

V - H	#	Q	Team	Time	Scored By	Assists	PP	SH	Q	T	Player	M	Offense	Time
0 - 1	1	1	DEN	2:10	Z.Currier				1	V	B.Young	1	Unnec Rough	5:28
0 - 2	2	1	DEN	2:59	Z.Currier				2	V	M.Holman	1	Slashing	13:51
1 - 2	3	1	OH	3:42	D.Emala	C.Cannizzaro			2	V	B.Young	1	Slashing	13:51
1 - 3	4	1	DEN	5:28	E.Law				3	V	E.Connell	1	Slashing	4:13
1 - 4	5	1	DEN	7:21	D.Snider	K.Bellistri			3	H	M.Kavanagh	.5	Holding (tf)	12:59
1 - 5	6	1	DEN	10:29	D.Snider	W.Berg								
1 - 6	7	1	DEN	10:54	K.Bellistri									
1 - 7	8	1	DEN	12:02	M.Schlosser	M.Kavanagh								
1 - 8	9	2	DEN	10:04	R.Dennis									
2 - 8	10	2	OH	10:47	J.Bernhardt									
2 - 9	11	2	DEN	14:32	K.Bellistri	D.Snider		x						
2 - 10	12	3	DEN	3:43	M.Kavanagh									
2 - 11	13	3	DEN	4:13	E.Law	K.Bellistri								
2 - 12	14	3	DEN	6:02	M.Kavanagh	Z.Currier								
3 - 12	15	3	OH	9:30	M.Holman									
3 - 13	16	3	DEN	10:44	K.Bellistri	E.Law								
4 - 13	17	3	OH	11:30	D.Emala	M.Holman								
4 - 14	18	4	DEN	0:38	M.Schlosser									
5 - 14	19	4	OH	4:11	D.Emala	J.Guterding								
6 - 14	20	4	OH	7:20	J.Guterding									
6 - 15	21	4	DEN	10:19	K.Bellistri	D.Snider								
6 - 16	22	4	DEN	12:41	M.Schlosser									
6 - 17	23	4	DEN	13:49	M.Kavanagh	E.Law								
												Min: 4.5	Offenses: 5	

Ohio Roster

Denver Roster

#	Name	G	2PG	A	PIM	S	SOFF	GB	DC	T	CT	FO	#	Name	G	2PG	A	PIM	S	SOFF	GB	DC	T	CT	FO
0	D.Emala	3	0	0	0	6	3	2	0	0	0	-	0	N.Tintle	0	0	0	0	0	1	1	0	0	2	-
1	M.Holman	1	0	1	1	6	4	2	0	5	0	-	3	R.Dennis	1	0	0	3	2	0	0	0	0	0	-
3	J.Bernhardt	1	0	0	0	4	1	1	0	2	0	-	5	J.Hawkins	0	0	0	0	0	0	3	0	1	0	-
5	C.Milikin	0	0	0	0	1	0	3	0	0	0	-	7	M.Bocklet	0	0	0	0	0	0	2	0	0	0	-
6	C.Cannizzaro	0	0	1	0	2	4	3	0	1	0	-	11	C.Burgdorf	0	0	0	0	0	0	0	0	0	0	-
11	M.McMahon	0	0	0	0	0	2	3	0	1	3	-	15	E.Law	2	0	2	0	3	1	3	0	2	0	-
12	S.Waldeck	0	0	0	0	0	1	2	0	1	1	-	22	T.Kelly	0	0	0	0	0	1	5	0	1	1	15-27
14	J.Guterding	1	0	1	0	1	0	3	0	5	0	-	23	D.Snider	2	0	2	0	4	2	3	0	1	1	-
18	K.Harrison	0	0	0	0	1	0	0	0	0	0	-	25	Z.Currier	2	0	1	0	2	1	5	0	1	0	-
23	D.Alexander	0	0	0	0	0	1	2	0	1	1	-	32	N.Ossello	0	0	0	0	1	0	1	0	1	1	-
25	B.Karalunas	0	0	0	0	0	0	3	0	0	1	-	36	F.Sullivan	0	0	0	0	0	0	6	0	0	0	-
33	T.Pfister	0	0	0	0	0	1	1	0	1	0	-	37	D.Ward	0	0	0	0	0	0	1	0	0	0	-
35	K.Bernlohr	0	0	0	0	0	0	3	0	2	0	-	50	M.Kavanagh	3	0	1	.5	3	4	1	0	4	0	-
41	B.Young	0	0	0	2	0	0	4	0	2	1	-	55	W.Berg	0	0	1	0	1	2	1	0	2	0	-
42	S.Rodgers	0	0	0	0	0	0	0	0	0	0	-	59	M.Schlosser	3	0	0	0	3	2	0	0	1	0	-
51	D.Calisto	0	0	0	0	0	0	1	0	0	0	-	66	M.Simon	0	0	0	0	0	0	5	0	0	0	-
88	P.Young	0	0	0	0	0	2	0	0	2	0	-	77	E.Gobrecht	0	0	0	0	0	1	4	0	0	1	-
92	G.Puskuldjian	0	0	0	0	0	1	5	0	1	0	12-27	80	K.Bellistri	4	0	2	0	6	4	1	0	2	0	-
99	E.Connell	0	0	0	1	0	0	0	0	0	0	-	94	J.Kelly	0	0	0	0	0	0	3	0	0	1	-
Totals: 6													Totals: 17												

Goalies	MIN	SOG	SV	GA	2GA	Goalies	MIN	SOG	SV	GA	2GA
35 K. Bernlohr (loss)	60:00	26	9	17	0	94 J. Kelly (win)	45:00	17	13	4	0
42 S. Rodgers (b)						37 D. Ward	15:00	4	2	2	0
						Totals:					
						60:00	26	15	6	0	



2018 Box Scores; Game 9 FLA@DEN



POINTSTREAK.COM PRINTABLE GAMESHEET:
Sports Authority Field
Sat, Jun 16, 2018 at 7:30 pm

Crew Chief: Brian Abbott
Asst Ref: Brian Mauney
Tech Ref: Ozhan Kashkooli
Scorekeeper:

Attendance: 4,734
Game Length: 2:31
Game Number: 37

Florida 15 at Denver 26

FINAL

Scoring	1	2	3	4	T	Team Stats	SOG	SOFF	GB	FO	Power Plays	PP	PIM
Florida	5	6	2	2	15	Florida	29	16	33	19-41	Florida	1-5	6
Denver	5	9	6	6	26	Denver	32	15	47	22-41	Denver	5-6	5.5

Scoring Summary

V - H	#	Q	Team	Time	Scored By	Assists	PP	SH
1 - 0	1	1	FLA	0:59	N.Mariano	J.Heningburg		
2 - 0	2	1	FLA	1:57	N.Mariano			
2 - 1	3	1	DEN	2:25	C.Keating (2pt)	J.Hawkins		
2 - 2	4	1	DEN	3:46	E.Law	Z.Currier		
3 - 2	5	1	FLA	4:25	C.Buczek			
4 - 2	6	1	FLA	5:15	C.Buczek	M.Tagliaferri		
5 - 2	7	1	FLA	9:17	J.Heningburg	M.McNeill		
5 - 3	8	1	DEN	10:00	E.Law	C.Cloutier		
5 - 4	9	1	DEN	11:42	D.Snider	E.Law	x	
6 - 4	10	2	FLA	0:34	S.Brooks	J.Heningburg		
7 - 4	11	2	FLA	1:20	C.Buczek (2pt)	D.Molloy	x	
7 - 5	12	2	DEN	2:23	E.Law	C.Cloutier		
7 - 6	13	2	DEN	2:50	R.Dennis	M.Kavanagh		
7 - 7	14	2	DEN	3:31	M.Kavanagh	E.Law		
7 - 8	15	2	DEN	4:12	C.Cloutier			
7 - 9	16	2	DEN	5:16	K.Bellistri	C.Cloutier		
7 - 10	17	2	DEN	6:21	E.Law	C.Cloutier	x	
7 - 11	18	2	DEN	7:05	W.Berg		x	
8 - 11	19	2	FLA	8:39	D.Molloy	N.Mariano		
9 - 11	20	2	FLA	9:11	K.McArdle	J.Heningburg		
9 - 12	21	2	DEN	9:59	K.Bellistri	E.Law		
10 - 12	22	2	FLA	11:46	J.Heningburg			
10 - 13	23	2	DEN	12:36	C.Cloutier			
11 - 13	24	3	FLA	0:37	C.Buczek			
11 - 14	25	3	DEN	2:57	E.Law	D.Snider		
11 - 15	26	3	DEN	6:41	R.Dennis (2pt)	E.Law		
12 - 15	27	3	FLA	9:15	N.Mariano			
12 - 16	28	3	DEN	9:45	Z.Currier			
12 - 17	29	3	DEN	11:25	K.Bellistri	R.Dennis		
12 - 18	30	3	DEN	12:00	C.Cloutier			
12 - 19	31	4	DEN	2:21	M.Schlosser		x	
13 - 19	32	4	FLA	3:42	J.Heningburg	C.Buczek		
13 - 20	33	4	DEN	4:36	E.Law	W.Berg		
13 - 21	34	4	DEN	6:19	C.Cloutier	M.Schlosser	x	
13 - 22	35	4	DEN	8:38	K.Bellistri			
13 - 23	36	4	DEN	12:12	E.Law	K.Bellistri		
13 - 24	37	4	DEN	14:35	M.Schlosser			
14 - 24	38	4	FLA	14:56	J.Heningburg			

Penalty Summary

Q	T	Player	M	Offense	Time
1	V	T.Warner	.5	Pushing (tf)	11:20
1	V	M.McNeill	.5	Pushing (tf)	12:49
2	H	J.Hawkins	.5	Pushing (tf)	0:55
2	V	T.Warner	1	Slashing	5:16
2	V	B.Williams	.5	Pushing (tf)	6:30
2	H	G.Bocklet	.5	Offsides (tf)	14:16
3	H	J.Hawkins	1	Unsportsman	3:11
3	H	Z.Currier	1	Unsportsman	9:45
3	V	K.McArdle	1	Unsportsman	9:45
3	H	E.Gobrecht	1	Slashing	14:51
4	V	C.Buczek	1	Slashing	2:01
4	V	K.McArdle	.5	Interference (tf)	5:43
4	H	F.Sullivan	.5	Interference (tf)	13:07
4	H	Z.Currier	1	Unsportsman	14:35
4	V	M.Noone	1	Unsportsman	14:35
Min: 11.5					Offenses: 15

Florida Roster

#	Name	G	2PG	A	PIM	S	SOFF	GB	DC	T	CT	FO
4	D.Molloy	1	0	1	0	3	6	2	0	1	0	-
5	G.Weyl	0	0	0	0	0	1	2	0	1	0	-
6	K.McArdle	1	0	0	1.5	3	1	1	0	8	0	-
7	J.Heningburg	4	0	3	0	7	1	0	0	3	0	-
9	T.Barber	0	0	0	0	2	1	0	0	1	0	-
10	T.Warner	0	0	0	1.5	0	0	0	0	0	1	-
12	J.Concannon	0	0	0	0	0	0	0	0	0	0	-
14	A.Kaut	0	0	0	0	0	0	5	0	1	2	-
20	C.Buczek	4	1	1	1	8	3	1	0	1	0	-
21	M.Tagliaferri	0	0	1	0	0	0	0	0	0	0	-
23	N.Mariano	3	0	1	0	3	1	3	0	1	0	-
25	A.Tulett	0	0	0	0	0	0	2	0	0	0	-
37	B.Williams	0	0	0	.5	1	0	9	0	2	0	19-41
43	M.McNeill	0	0	1	.5	0	0	1	0	1	1	-
44	S.Brooks	1	0	0	0	2	2	1	0	0	0	-
51	T.Durkin	0	0	0	0	0	0	1	0	0	2	-
77	M.Unterstein	0	0	0	0	0	0	1	0	0	0	-
88	J.Neumann	0	0	0	0	0	0	1	0	0	0	-
90	M.Noone	0	0	0	1	0	0	3	0	0	1	-
Totals:		14	1	8	6	29	16	33	0	20	7	19-41

Denver Roster

#	Name	G	2PG	A	PIM	S	SOFF	GB	DC	T	CT	FO	
0	N.Tintle	0	0	0	0	0	0	0	1	0	0	1	-
3	R.Dennis	2	1	1	0	3	1	1	0	3	0	-	
5	J.Hawkins	0	0	1	1.5	0	0	2	0	0	1	-	
6	G.Bocklet	0	0	0	.5	0	0	1	0	0	1	-	
7	M.Bocklet	0	0	0	0	0	0	6	0	2	3	-	
9	M.Adler	0	0	0	0	1	0	7	0	0	0	22-41	
15	E.Law	7	0	4	0	9	0	4	0	5	0	-	
23	D.Snider	1	0	1	0	2	2	2	0	0	0	-	
25	Z.Currier	1	0	1	2	2	2	7	0	3	0	-	
36	F.Sullivan	0	0	0	.5	0	0	4	0	0	1	-	
37	D.Ward	0	0	0	0	0	0	1	0	0	0	-	
41	C.Keating	1	1	0	0	1	1	2	0	0	1	-	
45	C.Cloutier	4	0	4	0	5	0	2	0	2	0	-	
50	M.Kavanagh	1	0	1	0	1	4	3	0	2	0	-	
55	W.Berg	1	0	1	0	2	0	1	0	0	0	-	
59	M.Schlosser	2	0	1	0	2	4	0	0	0	0	-	
77	E.Gobrecht	0	0	0	1	0	0	0	0	0	1	-	
80	K.Bellistri	4	0	1	0	4	1	1	0	4	1	-	
94	J.Kelly	0	0	0	0	0	0	2	0	0	0	-	
Totals:		24	2	16	5.5	32	15	47	0	21	10	22-41	

Goalies	MIN	SOG	SV	GA	2GA	
14 A.Kaut (loss)	36:41	22	7	15	2	
12 J.Concannon	23:19	10	1	9	0	
Totals:		60:00	32	8	24	2

Goalies	MIN	SOG	SV	GA	2GA	
94 J.Kelly (win)	60:00	29	15	14	1	
37 D. Ward (b)						
Totals:		60:00	29	15	14	1



2018 Box Scores; Game 10 DEN@OH



POINTSTREAK.COM PRINTABLE GAMESHEET:
Fortress Obetz
Sat, Jun 23, 2018 at 6:00 pm

Crew Chief: Matt Palumb
Asst Ref: Ty Wilkenson
Tech Ref: Jim Beery
Scorekeeper:

Attendance: 2,226
Game Length: 0:00
Game Number: 40

Denver 17 at Ohio 13

FINAL

Scoring	1	2	3	4	T	Team Stats	SOG	SOFF	GB	FO	Power Plays	PP	PIM
Denver	3	6	4	4	17	Denver	31	17	29	14-30	Denver	3-7	2.5
Ohio	4	3	2	4	13	Ohio	26	19	33	16-30	Ohio	1-4	5.5

Scoring Summary

V - H	#	Q	Team	Time	Scored By	Assists	PP	SH
1 - 0	1	1	DEN	4:35	R.Dennis (2pt)	K.Bellistri		
1 - 1	2	1	OH	5:51	P.Baum (2pt)			
1 - 2	3	1	OH	6:03	T.Pfister			
2 - 2	4	1	DEN	10:25	Z.Currier	R.Dennis		
2 - 3	5	1	OH	10:35	Z.Bryant			
2 - 4	6	2	OH	1:08	B.Mangan	M.Holman		
3 - 4	7	2	DEN	2:30	D.Snider	M.Kavanagh	x	
4 - 4	8	2	DEN	4:09	M.Schlosser			
4 - 5	9	2	OH	5:48	M.Holman	B.Mangan		
5 - 5	10	2	DEN	6:49	M.Schlosser			
6 - 5	11	2	DEN	7:06	M.Schlosser			
7 - 5	12	2	DEN	7:18	D.Snider	E.Law		
7 - 6	13	2	OH	9:32	P.Baum	J.Bernhardt	x	
8 - 6	14	2	DEN	14:46	C.Cloutier	E.Law		
9 - 6	15	3	DEN	1:05	K.Bellistri			
9 - 7	16	3	OH	1:11	M.Holman	G.Puskuldjian		
9 - 8	17	3	OH	2:21	B.Mangan	M.Holman		
10 - 8	18	3	DEN	2:41	J.Hawkins			
11 - 8	19	3	DEN	3:44	C.Cloutier		x	
12 - 8	20	3	DEN	9:10	C.Cloutier	E.Law		
12 - 9	21	4	OH	6:35	P.Baum			
12 - 10	22	4	OH	7:17	P.Baum			
13 - 10	23	4	DEN	9:20	C.Cloutier			
14 - 10	24	4	DEN	11:23	C.Cloutier	Z.Currier	x	
15 - 10	25	4	DEN	13:40	M.Kavanagh	C.Cloutier		
15 - 11	26	4	OH	13:51	M.Holman (2pt)	M.Matthews		
16 - 11	27	4	DEN	14:36	C.Cloutier			

Penalty Summary

Q	T	Player	M	Offense	Time
1	H	T.Pfister	1	Body Check	7:00
1	V	D.Snider	.5	Interference (tf)	14:46
2	H	M.Matthews	1	Unnec Rough	1:46
2	V	M.Hernandez	1	Slashing	9:12
2	H	T.Pfister	.5	Interference (tf)	13:27
3	V	C.Cloutier	.5	Interference (tf)	0:00
3	H	B.Karalunas	1	Unnec Rough	3:14
3	H	P.Harbeson	.5	Holding (tf)	8:41
3	H	D.Alexander	.5	Pushing (tf)	11:18
3	V	D.Snider	.5	Offsides (tf)	12:49
4	H	M.Holman	1	Slashing	10:38
Min: 8					Offenses: 11

Denver Roster

#	Name	G	2PG	A	PIM	S	SOFF	GB	DC	T	CT	FO
0	N.Tintle	0	0	0	0	1	0	4	0	0	1	-
3	R.Dennis	1	1	1	0	3	2	0	0	2	0	-
5	J.Hawkins	1	0	0	0	1	1	0	0	1	0	-
7	M.Bocklet	0	0	0	0	0	0	1	0	0	0	-
9	M.Adler	0	0	0	0	0	0	7	0	0	1	14-30
15	E.Law	0	0	3	0	0	1	1	0	1	0	-
23	D.Snider	2	0	0	1	2	1	1	0	0	0	-
25	Z.Currier	1	0	1	0	3	1	2	0	1	0	-
27	M.Hernandez	0	0	0	1	0	0	0	0	0	0	-
36	F.Sullivan	0	0	0	0	0	0	2	0	0	2	-
41	C.Keating	0	0	0	0	0	1	2	0	0	0	-
45	C.Cloutier	6	0	1	.5	9	3	1	0	3	0	-
50	M.Kavanagh	1	0	1	0	6	3	3	0	3	1	-
59	M.Schlosser	3	0	0	0	4	1	1	0	0	0	-
66	M.Simon	0	0	0	0	0	1	1	0	0	0	-
77	E.Gobrecht	0	0	0	0	0	0	1	0	0	1	-
80	K.Bellistri	1	0	1	0	2	2	0	0	3	1	-
94	J.Kelly	0	0	0	0	0	0	2	0	0	0	-
Totals:		16	1	8	2.5	31	17	29	0	14	7	14-30

Goalies	MIN	SOG	SV	GA	2GA
94 J.Kelly (win)	60:00	26	15	11	2
Totals:					
	60:00	26	15	11	2

Ohio Roster

#	Name	G	2PG	A	PIM	S	SOFF	GB	DC	T	CT	FO
0	D.Emala	0	0	0	0	1	1	0	0	0	0	-
1	M.Holman	3	1	2	1	6	2	2	0	0	0	-
3	J.Bernhardt	0	0	1	0	2	4	1	0	2	0	-
4	R.Ambler	0	0	0	0	0	0	0	0	1	0	-
6	C.Cannizzaro	0	0	0	0	0	0	0	0	0	0	-
12	S.Waldeck	0	0	0	0	0	0	1	0	0	0	-
14	J.Guterding	0	0	0	0	0	0	0	0	0	0	-
15	P.Baum	4	1	0	0	7	2	2	0	0	0	-
16	R.Keenan	0	0	0	0	1	2	0	0	2	0	-
17	J.Place	0	0	0	0	0	0	0	0	0	0	-
23	D.Alexander	0	0	0	.5	0	0	0	0	0	1	-
25	B.Karalunas	0	0	0	1	0	0	2	0	1	1	-
31	K.Massa	0	0	0	0	0	0	0	0	0	0	-
33	T.Pfister	1	0	0	1.5	1	2	2	0	1	0	-
35	K.Bernlohr	0	0	0	0	0	0	7	0	0	2	-
40	P.Harbeson	0	0	0	.5	0	0	1	0	2	0	-
41	B.Young	0	0	0	0	0	0	1	0	0	0	-
42	S.Rodgers	0	0	0	0	0	0	0	0	0	0	-
51	D.Calisto	0	0	0	0	0	0	0	0	0	0	-
58	B.Mangan	2	0	1	0	3	1	0	0	1	0	-
77	B.Randall	0	0	0	0	1	0	2	0	0	2	-
79	M.Matthews	0	0	1	1	3	5	0	0	2	0	-
81	Z.Bryant	1	0	0	0	1	0	2	0	0	0	-
92	G.Puskuldjian	0	0	1	0	0	0	10	0	1	0	16-30
99	E.Connell	0	0	0	0	0	0	0	0	0	0	-
Totals:		11	2	6	5.5	26	19	33	0	13	6	16-30

Goalies	MIN	SOG	SV	GA	2GA
35 K.Bernlohr (loss)	60:00	31	15	16	1
42 S. Rodgers (b)					
Totals:					
	60:00	31	15	16	1



2018 Box Scores; Game 11 BOS@DEN



POINTSTREAK.COM PRINTABLE GAMESHEET:
Sports Authority Field
Wed, Jul 04, 2018 at 7:00 pm

Crew Chief: Bill Johansen
Asst Ref: Dave Malmquist
Tech Ref: Brian Mauney
Scorekeeper:

Attendance: 29,973
Game Length: 2:29
Game Number: 46

Boston 11 at Denver 25

FINAL

Scoring	1	2	3	4	T	Team Stats	SOG	SOFF	GB	FO	Power Plays	PP	PIM
Boston	3	1	3	4	11	Boston	24	14	28	11-39	Boston	1-3	6
Denver	6	5	7	7	25	Denver	38	17	47	28-39	Denver	4-6	3.5

Scoring Summary

V - H	#	Q	Team	Time	Scored By	Assists	PP	SH
0 - 1	1	1	DEN	0:55	D.Snider	K.Bellistri		
0 - 2	2	1	DEN	2:53	M.Kavanagh	Z.Currier		
0 - 3	3	1	DEN	4:28	R.Dennis			
1 - 3	4	1	BOS	6:57	M.Cockerton	Z.Williams		
1 - 4	5	1	DEN	9:27	M.Schlosser	W.Berg		
1 - 5	6	1	DEN	11:18	Z.Currier	E.Law		
2 - 5	7	1	BOS	11:42	T.Edwards (2pt)	M.Seibald		
2 - 6	8	1	DEN	13:50	M.Schlosser			
2 - 7	9	2	DEN	2:11	N.Tintle	M.Simon		
2 - 8	10	2	DEN	3:46	M.Schlosser	E.Law		
2 - 9	11	2	DEN	6:52	D.Snider			
2 - 10	12	2	DEN	8:40	M.Kavanagh	K.Bellistri		
2 - 11	13	2	DEN	10:55	C.Cloutier			
3 - 11	14	2	BOS	13:07	M.Cockerton	Z.Williams	x	
3 - 12	15	3	DEN	6:12	M.Kavanagh	C.Cloutier		
3 - 13	16	3	DEN	6:57	Z.Currier	C.Cloutier		
3 - 14	17	3	DEN	7:33	R.Dennis			
4 - 14	18	3	BOS	8:06	M.Cockerton	J.Pannell		
5 - 14	19	3	BOS	9:56	J.Pannell			
6 - 14	20	3	BOS	10:58	M.Cockerton	M.Seibald		
6 - 15	21	3	DEN	11:37	E.Law	C.Cloutier		
6 - 16	22	3	DEN	11:59	W.Berg	M.Kavanagh	x	
6 - 17	23	3	DEN	12:56	E.Law	W.Berg	x	
6 - 18	24	3	DEN	14:50	M.Kavanagh			
6 - 19	25	4	DEN	0:28	C.Cloutier	M.Kavanagh	x	
6 - 20	26	4	DEN	1:11	C.Cloutier	E.Law	x	
6 - 21	27	4	DEN	2:01	K.Bellistri	M.Kavanagh		
6 - 22	28	4	DEN	2:47	C.Cloutier			
7 - 22	29	4	BOS	6:45	M.Cockerton			
7 - 23	30	4	DEN	7:24	C.Cloutier			
8 - 23	31	4	BOS	7:49	M.Cockerton	J.Turri		
9 - 23	32	4	BOS	8:03	T.Edwards			
9 - 24	33	4	DEN	10:31	C.Cloutier	Z.Currier		
10 - 24	34	4	BOS	11:55	C.Rogers			
10 - 25	35	4	DEN	12:44	Z.Currier			

Penalty Summary

Q	T	Player	M	Offense	Time
1	V	M.Belisle	.5	Pushing (tf)	8:45
2	H	Z.Currier	1	Slashing	9:23
2	H	M.Adler	.5	Ill Proc (tf)	9:23
2	H	K.Bellistri	1	Tripping	12:42
3	V	C.O'Donnell	1	Body Check	11:44
3	V	C.O'Donnell	1	Unsportsman	11:44
3	H	Z.Currier	1	Unsportsman	14:50
3	V	M.Belisle	1	Unsportsman	14:50
4	V	T.Baptiste	.5	Holding (tf)	0:00
4	V	B.Mullins	1	Unsportsman	0:00
4	V	B.Mullins	1	Body Check	0:00

Min: 9.5 Offenses: 11

Boston Roster

#	Name	G	2PG	A	PIM	S	SOFF	GB	DC	T	CT	FO
1	N.Marrocco	0	0	0	0	0	0	0	0	0	0	-
2	J.Turri	0	0	1	0	0	0	1	0	1	0	-
4	T.Kennedy	0	0	0	0	0	0	2	0	3	0	-
6	T.Fiorito	0	0	0	0	0	0	2	0	0	0	-
9	T.Baptiste	0	0	0	.5	0	1	4	0	0	0	11-38
11	B.Mullins	0	0	0	2	0	0	0	0	0	0	-
16	S.Perkovic	0	0	0	0	3	1	0	0	2	0	-
17	B.Merrill	0	0	0	0	0	0	4	0	0	0	-
18	T.Edwards	2	1	0	0	2	0	3	0	0	1	-
23	C.Rogers	1	0	0	0	1	0	0	0	0	0	-
25	K.Denhoff	0	0	0	0	1	1	0	0	0	0	-
28	Z.Williams	0	0	2	0	2	0	2	0	0	0	-
32	J.Pannell	1	0	1	0	2	5	0	0	1	0	-
33	C.O'Donnell	0	0	0	2	0	0	2	0	0	0	0-1
36	T.Muller	0	0	0	0	0	0	1	0	0	0	-
41	M.Cockerton	6	0	0	0	9	3	3	0	3	0	-
42	M.Seibald	0	0	2	0	1	3	2	0	0	0	-
49	K.Jackson	0	0	0	0	2	0	0	0	2	0	-
85	M.Belisle	0	0	0	1.5	1	0	2	0	0	3	-
Totals:		10	1	6	6	24	14	28	0	12	4	11-39

Denver Roster

#	Name	G	2PG	A	PIM	S	SOFF	GB	DC	T	CT	FO
0	N.Tintle	1	0	0	0	1	1	2	0	0	1	-
3	R.Dennis	2	0	0	0	4	0	1	0	0	0	-
5	J.Hawkins	0	0	0	0	0	1	2	0	1	1	-
7	M.Bocklet	0	0	0	0	0	0	1	0	1	0	-
9	M.Adler	0	0	0	.5	1	0	9	0	0	0	28-39
15	E.Law	2	0	3	0	4	2	2	0	2	0	-
23	D.Snider	2	0	0	0	4	0	1	0	0	0	-
25	Z.Currier	3	0	2	2	3	2	4	0	1	1	-
36	F.Sullivan	0	0	0	0	0	0	3	0	0	0	-
37	D.Ward	0	0	0	0	0	0	1	0	0	0	-
45	C.Cloutier	6	0	3	0	10	5	2	0	2	0	-
50	M.Kavanagh	4	0	3	0	4	4	1	0	2	1	-
55	W.Berg	1	0	2	0	2	0	3	0	1	0	-
59	M.Schlosser	3	0	0	0	4	1	1	0	0	0	-
66	M.Simon	0	0	1	0	0	0	1	0	0	1	-
77	E.Gobrecht	0	0	0	0	0	0	3	0	1	1	-
80	K.Bellistri	1	0	2	1	1	0	0	0	1	1	-
81	M.Gilray	0	0	0	0	0	0	7	0	1	1	-
94	J.Kelly	0	0	0	0	0	1	3	0	0	0	-
Totals:		25	0	16	3.5	38	17	47	0	13	8	28-39

Goalies

	MIN	SOG	SV	GA	2GA	
6 T.Fiorito	30:00	15	4	11	0	
1 N.Marrocco (loss)	30:00	23	9	14	0	
Totals:		60:00	38	13	25	0

Goalies

	MIN	SOG	SV	GA	2GA	
94 J.Kelly (win)	46:11	17	11	6	1	
37 D.Ward	13:49	7	3	4	0	
Totals:		60:00	24	14	10	1



2018 Box Scores; Game 12 DAL@DEN



POINTSTREAK.COM PRINTABLE GAMESHEET:
Sports Authority Field
Sun, Jul 22, 2018 at 12:00 pm

Crew Chief: Matt Palumb
Asst Ref: Chris Clark
Tech Ref: Ty Wilkenson
Scorekeeper:

Attendance: 5,316
Game Length: 2:17
Game Number: 53

Dallas 13 at Denver 12

FINAL

Scoring	1	2	3	4	T	Team Stats	SOG	SOFF	GB	FO	Power Plays	PP	PIM
Dallas	2	2	3	6	13	Dallas	25	20	33	20-28	Dallas	0-1	.5
Denver	3	3	4	2	12	Denver	27	11	44	8-28	Denver	0-1	.5

Scoring Summary

V - H	#	Q	Team	Time	Scored By	Assists	PP	SH
0 - 1	1	1	DEN	3:31	E.Law	P.Conley		
0 - 2	2	1	DEN	5:18	C.Cloutier			
0 - 3	3	1	DEN	9:00	E.Law	M.Kavanagh		
1 - 3	4	1	DAL	10:32	C.Bocklet	J.MacIntosh		
2 - 3	5	1	DAL	11:36	B.Reeves			
2 - 4	6	2	DEN	6:21	M.Kavanagh	C.Cloutier		
2 - 5	7	2	DEN	6:56	M.Schlosser			
2 - 6	8	2	DEN	10:08	E.Law	M.Schlosser		
3 - 6	9	2	DAL	13:49	J.Sexton (2pt)	C.Bocklet		
3 - 7	10	3	DEN	2:43	E.Law			
4 - 7	11	3	DAL	5:24	Z.Greer	J.MacIntosh		
4 - 8	12	3	DEN	6:33	R.Dennis	M.Kavanagh		
4 - 9	13	3	DEN	7:21	C.Cloutier	R.Dennis		
4 - 10	14	3	DEN	8:20	M.Kavanagh	C.Cloutier		
5 - 10	15	3	DAL	8:53	J.Ranagan			
6 - 10	16	3	DAL	9:37	R.McNamara			
6 - 11	17	4	DEN	1:30	M.Schlosser			
7 - 11	18	4	DAL	2:00	Z.Greer			
8 - 11	19	4	DAL	2:44	Z.Greer	B.Reeves		
9 - 11	20	4	DAL	3:21	R.McNamara			
10 - 11	21	4	DAL	4:06	R.McNamara			
10 - 12	22	4	DEN	6:39	M.Kavanagh	P.Conley		
11 - 12	23	4	DAL	11:09	J.MacIntosh			
12 - 12	24	4	DAL	14:50	B.Reeves			

Penalty Summary

Q	T	Player	M	Offense	Time
2	V	M.ONeil	.5	Holding (tf)	12:54
4	H	E.Law	.5	Ill Proc (tf)	9:04
Min: 1 Offenses: 2					

Dallas Roster

#	Name	G	2PG	A	PIM	S	SOFF	GB	DC	T	CT	FO
2	J.Near	0	0	0	0	1	1	0	0	0	0	-
3	C.Carson-Banister	0	0	0	0	0	0	0	0	0	0	-
9	J.Moderski	0	0	0	0	0	0	6	0	2	2	-
10	B.Riorden	0	0	0	0	0	0	2	0	3	1	-
17	D.Simoneau	0	0	0	0	0	2	8	0	1	0	20-28
18	C.Bocklet	1	0	1	0	1	2	0	0	0	0	-
23	C.Radziewicz	0	0	0	0	2	1	1	0	2	0	-
25	B.Reeves	2	0	1	0	3	2	0	0	0	0	-
29	J.MacIntosh	1	0	2	0	3	0	2	0	1	0	-
31	J.Ranagan	1	0	0	0	2	2	0	0	2	0	-
33	M.Dunn	0	0	0	0	0	1	0	0	0	0	-
35	J.Stevens	0	0	0	0	0	0	4	0	0	0	-
37	M.ONeil	0	0	0	.5	1	2	3	0	0	0	-
44	B.Kormondy	0	0	0	0	1	1	0	0	1	0	-
46	J.Sexton	1	1	0	0	2	0	1	0	0	0	-
57	J.Pulver	0	0	0	0	0	0	2	0	0	1	-
80	D.Moss	0	0	0	0	0	0	2	0	0	0	-
81	R.McNamara	3	0	0	0	4	1	1	0	4	1	-
88	Z.Greer	3	0	0	0	5	5	1	0	2	0	-
Totals:		12	1	4	.5	25	20	33	0	18	5	20-28

Denver Roster

#	Name	G	2PG	A	PIM	S	SOFF	GB	DC	T	CT	FO
0	N.Tintle	0	0	0	0	0	0	3	0	1	2	-
3	R.Dennis	1	0	1	0	4	2	3	0	2	0	-
4	P.Conley	0	0	2	0	2	3	0	0	0	0	-
5	J.Hawkins	0	0	0	0	2	0	5	0	0	1	-
7	M.Bocklet	0	0	0	0	0	0	3	0	1	1	-
15	E.Law	4	0	0	.5	4	0	1	0	0	0	-
16	K.Iwamoto	0	0	0	0	0	0	2	0	0	0	-
21	M.Hanley	0	0	0	0	0	0	0	0	0	0	-
26	Z.Melillo	0	0	0	0	0	0	4	0	0	0	6-24
32	N.Ossello	0	0	0	0	0	1	2	0	0	0	2-4
36	F.Sullivan	0	0	0	0	0	0	6	0	1	1	-
41	C.Keating	0	0	0	0	0	0	4	0	0	0	-
45	C.Cloutier	2	0	2	0	3	2	1	0	3	0	-
50	M.Kavanagh	3	0	2	0	7	0	0	0	0	0	-
59	M.Schlosser	2	0	1	0	3	1	2	0	2	1	-
66	M.Simon	0	0	0	0	1	0	3	0	0	1	-
77	E.Gobrecht	0	0	0	0	0	0	3	0	1	1	-
80	K.Bellistri	0	0	0	0	1	1	1	0	1	0	-
88	C.OHara	0	0	0	0	0	1	1	0	1	0	-
Totals:		12	0	8	.5	27	11	44	0	13	8	8-28

Goalies

	MIN	SOG	SV	GA	2GA					
10 B.Riorden (win)	60:00	27	15	12	0					
3 C. Carson-Banister (b)										
Totals:						60:00	27	15	12	0

Goalies

	MIN	SOG	SV	GA	2GA					
16 K.Iwamoto	49:06	21	11	10	1					
21 M.Hanley (loss)	10:54	4	2	2	0					
Totals:						60:00	25	13	12	1



2018 Box Scores; Game 13 DEN@CHE



POINTSTREAK.COM PRINTABLE GAMESHEET:
MLL Head Office
Sat, Jul 28, 2018 at 7:00 pm

Crew Chief: Mike McCloskey
Asst Ref: Scott Rayburn
Tech Ref: Mikawato Red Arrow
Scorekeeper:

Attendance: 5,149
Game Length: 2:21
Game Number: 58

Denver 11 at Chesapeake 13

FINAL

Scoring	1	2	3	4	T	Team Stats	SOG	SOFF	GB	FO	Power Plays	PP	PIM
Denver	1	2	1	7	11	Denver	21	18	22	12-25	Denver	1-2	3.5
Chesapeake	6	2	3	2	13	Chesapeake	23	20	33	15-25	Chesapeake	2-3	3

Scoring Summary

V - H	#	Q	Team	Time	Scored By	Assists	PP	SH	Q	T	Player	M	Offense	Time
0 - 1	1	1	CHE	8:14	M.Rees (2pt)	C.Costabile			1	V	E.Gobrecht	1	Slashing	15:00
0 - 2	2	1	CHE	9:23	S.Stanwick	J.Byrne			2	V	K.Bellistri	.5	Offsides (tf)	4:14
1 - 2	3	1	DEN	10:31	K.Bellistri				2	H	C.Costabile	1	Unsportsman	9:53
1 - 3	4	1	CHE	12:48	S.Stanwick	C.Heacock			2	V	F.Sullivan	1	Unnec Rough	9:53
1 - 4	5	1	CHE	13:32	R.Tucker (2pt)	J.Maloney			3	V	F.Sullivan	1	Ill Crs Chk	9:02
1 - 5	6	2	CHE	0:41	L.Thompson	J.Sieverts		x	4	H	M.Rees	1	Slashing	1:52
2 - 5	7	2	DEN	1:22	D.Snider	Z.Currier			4	H	M.Rees	1	Slashing	13:26
3 - 5	8	2	DEN	5:41	E.Law	Z.Currier								
3 - 6	9	2	CHE	9:37	R.Tucker	L.Thompson								
3 - 7	10	3	CHE	0:59	J.Byrne									
3 - 8	11	3	CHE	8:10	J.Maloney	M.Jones								
3 - 9	12	3	CHE	10:09	J.Byrne	C.Heacock		x						
4 - 9	13	3	DEN	14:50	E.Law	M.Kavanagh								
5 - 9	14	4	DEN	1:52	E.Law									
6 - 9	15	4	DEN	4:37	W.Berg	M.Schlosser								
6 - 10	16	4	CHE	6:59	M.Jones									
7 - 10	17	4	DEN	9:56	Z.Currier	M.Kavanagh								
8 - 10	18	4	DEN	12:05	R.Dennis (2pt)									
8 - 11	19	4	CHE	12:49	C.Heacock									
9 - 11	20	4	DEN	13:51	R.Dennis			x						
10 - 11	21	4	DEN	14:50	K.Bellistri									
Min: 6.5													Offenses: 7	

Denver Roster

#	Name	G	2PG	A	PIM	S	SOFF	GB	DC	T	CT	FO
0	N.Tintle	0	0	0	0	0	0	0	0	0	1	-
3	R.Dennis	2	1	0	0	6	4	0	0	0	0	-
5	J.Hawkins	0	0	0	0	0	0	1	0	0	1	-
7	M.Bocklet	0	0	0	0	0	0	0	0	1	1	-
9	M.Adler	0	0	0	0	0	0	5	0	3	0	12-24
15	E.Law	3	0	0	0	3	1	0	0	2	1	-
23	D.Snider	1	0	0	0	1	1	0	0	1	0	-
25	Z.Currier	1	0	2	0	3	1	5	0	2	1	-
32	N.Ossello	0	0	0	0	0	2	2	0	0	0	0-1
36	F.Sullivan	0	0	0	2	0	0	0	0	0	0	-
37	D.Ward	0	0	0	0	0	0	2	0	0	0	-
40	C.Knight	0	0	0	0	0	0	0	0	0	0	-
50	M.Kavanagh	0	0	2	0	2	2	0	0	3	0	-
55	W.Berg	1	0	0	0	2	2	0	0	2	0	-
59	M.Schlosser	0	0	1	0	1	3	1	0	3	0	-
66	M.Simon	0	0	0	0	0	0	2	0	0	0	-
77	E.Gobrecht	0	0	0	1	0	0	1	0	0	0	-
80	K.Bellistri	2	0	0	.5	3	2	0	0	0	0	-
81	M.Gilray	0	0	0	0	0	0	3	0	0	1	-
Totals:		10	1	5	3.5	21	18	22	0	17	6	12-25

Chesapeake Roster

#	Name	G	2PG	A	PIM	S	SOFF	GB	DC	T	CT	FO
0	J.Maloney	1	0	1	0	1	1	1	0	1	2	-
2	C.Heacock	1	0	2	0	2	5	1	0	1	0	-
4	L.Thompson	1	0	1	0	2	2	1	0	2	0	-
9	C.Costabile	0	0	1	1	0	0	1	0	1	0	-
11	S.Mayle	0	0	0	0	1	0	0	0	1	1	-
12	R.Tucker	2	1	0	0	5	1	0	0	2	0	-
13	N.Amato	0	0	0	0	0	0	4	0	2	0	-
14	J.Sieverts	0	0	1	0	2	0	2	0	2	0	-
15	M.Jones	1	0	1	0	2	5	0	0	0	0	-
16	M.Glicini	0	0	0	0	0	0	3	0	0	1	-
20	N.Manis	0	0	0	0	0	0	2	1	0	0	-
22	J.Byrne	2	0	1	0	2	4	1	0	3	0	-
24	S.Kelly	0	0	0	0	0	0	9	0	0	2	15-25
26	I.Davis-Allen	0	0	0	0	0	0	0	0	0	0	-
30	B.Phipps	0	0	0	0	0	0	0	0	0	0	-
32	S.Stanwick	2	0	0	0	4	0	2	0	1	0	-
36	J.Bernhardt	0	0	0	0	0	0	3	0	0	0	-
44	M.Rees	1	1	0	2	2	0	1	0	0	1	-
52	G.Epple	0	0	0	0	0	0	3	0	1	1	-
Totals:		11	2	8	3	23	20	33	0	17	9	15-25

Goalies	MIN	SOG	SV	GA	2GA	
37 D.Ward (loss)	58:58	23	12	11	2	
40 C.Knight	1:02	0	0	0	0	
Totals:		60:00	23	12	11	2

Goalies	MIN	SOG	SV	GA	2GA	
13 N.Amato (win)	60:00	21	11	10	1	
30 B. Phipps (b)						
Totals:		60:00	21	11	10	1



2018 Box Scores; Game 14 DEN@ATL



POINTSTREAK.COM PRINTABLE GAMESHEET:
Fifth Third Bank Stadium
Sat, Aug 04, 2018 at 7:00 pm

Crew Chief: John Hill
Asst Ref: Peter Fleury
Tech Ref: Jeff Thibodeau
Scorekeeper:

Attendance: 2,204
Game Length: 3:52
Game Number: 62

Denver 15 at Atlanta 14

FINAL

Scoring	1	2	3	4	T	Team Stats	SOG	SOFF	GB	FO	Power Plays	PP	PIM
Denver	3	4	6	2	15	Denver	24	17	28	14-30	Denver	1-3	5
Atlanta	6	2	1	5	14	Atlanta	28	24	29	16-30	Atlanta	1-4	2.5

Scoring Summary

V - H	#	Q	Team	Time	Scored By	Assists	PP	SH
1 - 0	1	1	DEN	1:17	Z.Currier	M.Kavanagh		
1 - 1	2	1	ATL	2:15	T.Palasek			
1 - 2	3	1	ATL	9:45	C.Cuccinello	S.Ratliff		
1 - 3	4	1	ATL	10:35	K.Rice	C.Kelly	x	
1 - 4	5	1	ATL	10:56	S.Ratliff (2pt)	K.McClancy		
1 - 5	6	1	ATL	13:36	J.Korzelius			
2 - 5	7	1	DEN	14:36	D.Snider	W.Berg		
3 - 5	8	1	DEN	14:52	E.Law			
3 - 6	9	2	ATL	2:24	K.Rice			
3 - 7	10	2	ATL	3:42	C.Cuccinello			
4 - 7	11	2	DEN	5:54	J.Hawkins			
5 - 7	12	2	DEN	12:56	J.Hawkins			
6 - 7	13	2	DEN	14:53	E.Law	Z.Currier	x	
7 - 7	14	2	DEN	14:59	E.Law	M.Adler		
8 - 7	15	3	DEN	1:51	M.Kavanagh			
9 - 7	16	3	DEN	3:55	M.Kavanagh			
10 - 7	17	3	DEN	5:34	K.Bellistri	D.Snider		
11 - 7	18	3	DEN	6:44	Z.Currier			
11 - 8	19	3	ATL	7:55	K.Rice			
12 - 8	20	3	DEN	13:24	D.Snider	M.Kavanagh		
13 - 8	21	3	DEN	14:58	K.Bellistri	Z.Currier		
13 - 9	22	4	ATL	1:57	C.Cuccinello			
13 - 10	23	4	ATL	2:47	D.Eipp			
13 - 11	24	4	ATL	4:16	C.Kelly	T.Palasek		
14 - 11	25	4	DEN	9:56	E.Law	D.Snider		
15 - 11	26	4	DEN	11:47	E.Law	N.Tintle	x	
15 - 12	27	4	ATL	12:45	T.Palasek			
15 - 13	28	4	ATL	14:31	C.Kelly	S.Salcido		

Penalty Summary

Q	T	Player	M	Offense	Time
1	V	N.Ossello	1	Slashing	10:20
1	H	A.Sims	.5	Pushing (tf)	11:56
2	V	E.Gobrecht	2	Tripping (pf2)	10:30
2	H	L.Byrnes	1	Slashing	14:43
3	V	F.Sullivan	1	Slashing	10:10
3	V	N.Tintle	.5	Ill Proc (tf)	10:10
3	H	E.Glazener	1	Slashing	12:43
4	V	F.Sullivan	.5	Pushing (tf)	11:17
Min: 7.5					Offenses: 8

Denver Roster

#	Name	G	2PG	A	PIM	S	SOFF	GB	DC	T	CT	FO
0	N.Tintle	0	0	1	.5	0	0	1	0	0	0	-
3	R.Dennis	0	0	0	0	4	4	0	0	0	0	-
5	J.Hawkins	2	0	0	0	2	0	3	0	0	0	-
7	M.Bocklet	0	0	0	0	0	0	2	0	2	1	-
9	M.Adler	0	0	1	0	0	0	5	0	0	0	12-26
15	E.Law	5	0	0	0	7	0	1	0	0	0	-
23	D.Snider	2	0	2	0	2	1	2	0	3	1	-
25	Z.Currier	2	0	2	0	2	2	3	0	2	1	-
32	N.Ossello	0	0	0	1	0	1	1	0	0	0	2-4
36	F.Sullivan	0	0	0	1.5	0	0	2	0	0	0	-
37	D.Ward	0	0	0	0	0	0	3	0	0	0	-
40	C.Knight	0	0	0	0	0	0	0	0	0	0	-
50	M.Kavanagh	2	0	2	0	3	4	0	0	1	1	-
55	W.Berg	0	0	1	0	0	1	0	0	1	0	-
59	M.Schlusser	0	0	0	0	2	2	0	0	1	0	-
66	M.Simon	0	0	0	0	0	0	1	0	0	0	-
77	E.Gobrecht	0	0	0	2	0	0	0	0	0	1	-
80	K.Bellistri	2	0	0	0	2	2	1	0	3	0	-
81	M.Gilray	0	0	0	0	0	0	3	0	0	0	-
Totals:		15	0	9	5	24	17	28	0	13	5	14-30

Atlanta Roster

#	Name	G	2PG	A	PIM	S	SOFF	GB	DC	T	CT	FO
1	C.Kelly	2	0	1	0	5	3	1	0	0	0	-
2	S.Ratliff	1	1	1	0	3	0	6	0	1	1	-
3	D.Eipp	1	0	0	0	2	2	0	0	0	0	-
8	A.Ghitelman	0	0	0	0	0	0	5	0	0	0	-
10	C.Robinson	0	0	0	0	0	1	0	0	0	0	-
11	C.Madalon	0	0	0	0	0	0	0	0	0	0	-
14	J.Pennington	0	0	0	0	0	0	0	0	0	0	-
18	G.Hossack	0	0	0	0	0	0	1	0	1	1	-
21	J.Reynolds	0	0	0	0	0	0	0	0	0	1	-
22	K.Rice	3	0	0	0	6	6	0	0	3	0	-
33	C.Cuccinello	3	0	0	0	4	4	1	0	1	0	-
40	K.McClancy	0	0	1	0	2	1	2	0	1	0	-
41	E.Glazener	0	0	0	1	0	0	2	0	0	0	-
42	A.Sims	0	0	0	.5	1	0	0	0	1	0	-
48	S.Salcido	0	0	1	0	1	4	0	0	1	0	-
55	L.Byrnes	0	0	0	1	0	0	0	0	0	0	-
77	J.Korzelius	1	0	0	0	2	2	0	0	1	0	-
84	T.Palasek	2	0	1	0	2	0	0	0	2	0	-
91	J.Nardella	0	0	0	0	0	1	11	0	2	0	16-30
Totals:		13	1	5	2.5	28	24	29	0	14	3	16-30

Goalies

	MIN	SOG	SV	GA	2GA
37 D.Ward (win)	60:00	28	15	13	1
40 C. Knight (b)					
Totals: 60:00 28 15 13 1					

Goalies

	MIN	SOG	SV	GA	2GA
8 A.Ghitelman (loss)	60:00	24	9	15	0
11 C. Madalon (b)					
Totals: 60:00 24 9 15 0					



2018 Box Scores; Semifinals, DEN@CHE



POINTSTREAK.COM PRINTABLE GAMESHEET:
Navy-Marine Corps Memorial
Sat, Aug 11, 2018 at 5:30 pm

Crew Chief: Matt Palumb
Asst Ref: Steve Miller
Tech Ref: Steve Ruppel
Scorekeeper:

Attendance: 2,977
Game Length: 2:17
Game Number: n/a

Denver 13 at Chesapeake 12

FINAL

Scoring	1	2	3	4	T	Team Stats	SOG	SOFF	GB	FO	Power Plays	PP	PIM
Denver	2	4	3	4	13	Denver	27	18	38	19-29	Denver	3-3	1.5
Chesapeake	2	3	3	4	12	Chesapeake	20	23	19	10-29	Chesapeake	1-3	2

Scoring Summary

V - H	#	Q	Team	Time	Scored By	Assists	PP	SH
1 - 0	1	1	DEN	2:43	K.Bellistri	C.Young		
1 - 1	2	1	CHE	7:24	J.Byrne	L.Thompson		
1 - 2	3	1	CHE	8:12	S.Stanwick			
2 - 2	4	1	DEN	12:50	D.Snider			
3 - 2	5	2	DEN	0:57	M.Schlosser	Z.Currier		
4 - 2	6	2	DEN	4:48	Z.Currier	E.Law		
4 - 3	7	2	CHE	5:41	M.Jones			
4 - 4	8	2	CHE	7:21	L.Thompson	I.MacKay		
4 - 5	9	2	CHE	8:27	M.Danowski	J.Byrne		
5 - 5	10	2	DEN	13:32	E.Law	K.Bellistri	x	
6 - 5	11	2	DEN	14:13	Z.Currier	E.Law		
7 - 5	12	3	DEN	2:21	Z.Currier		x	
8 - 5	13	3	DEN	6:57	Z.Currier	E.Law		
8 - 6	14	3	CHE	8:38	L.Thompson	M.Jones		x
8 - 7	15	3	CHE	8:50	J.Byrne	J.Bernhardt		
8 - 8	16	3	CHE	12:42	L.Thompson			
9 - 8	17	3	DEN	13:37	K.Bellistri			
10 - 8	18	4	DEN	0:43	E.Law	K.Bellistri		
10 - 9	19	4	CHE	1:08	C.Heacock			
10 - 10	20	4	CHE	2:10	M.Jones			
10 - 11	21	4	CHE	4:29	L.Thompson	R.Tucker		
11 - 11	22	4	DEN	6:41	M.Kavanagh	E.Law	x	
12 - 11	23	4	DEN	7:42	K.Bellistri			
12 - 12	24	4	CHE	8:47	C.Heacock			
13 - 12	25	4	DEN	11:07	M.Kavanagh	M.Schlosser		

Penalty Summary

Q	T	Player	M	Offense	Time
2	V	N.Tintle	.5	Holding (tf)	7:46
2	H	N.Manis	1	Slashing	13:04
3	H	M.Danowski	.5	Goalie Intr (tf)	1:51
3	V	C.Young	.5	Interference (tf)	8:01
4	H	J.Byrne	.5	Pushing (tf)	6:27
4	V	N.Tintle	.5	Ill Proc (tf)	14:25
Min: 3.5					Offenses: 6

Denver Roster

#	Name	G	2PG	A	PIM	S	SOFF	GB	DC	T	CT	FO
0	N.Tintle	0	0	0	1	0	0	1	0	0	1	-
3	R.Dennis	0	0	0	0	2	2	0	0	0	0	-
4	P.Conley	0	0	0	0	1	1	0	0	1	0	-
5	J.Hawkins	0	0	0	0	1	0	0	0	0	1	-
7	M.Bocklet	0	0	0	0	0	0	5	0	1	1	-
9	M.Adler	0	0	0	0	0	1	9	0	1	0	19-29
15	E.Law	2	0	4	0	3	2	1	0	2	0	-
23	D.Snider	1	0	0	0	4	2	1	0	0	0	-
25	Z.Currier	4	0	1	0	5	0	9	0	2	0	-
35	C.Young	0	0	1	.5	1	1	0	0	1	1	-
36	F.Sullivan	0	0	0	0	0	0	1	0	0	0	-
37	D.Ward	0	0	0	0	0	0	5	0	1	0	-
40	C.Knight	0	0	0	0	0	0	0	0	0	0	-
50	M.Kavanagh	2	0	0	0	4	3	1	0	4	0	-
59	M.Schlosser	1	0	1	0	2	3	1	0	2	0	-
66	M.Simon	0	0	0	0	0	0	0	0	0	0	-
77	E.Gobrecht	0	0	0	0	0	0	0	0	0	0	-
80	K.Bellistri	3	0	2	0	4	2	0	0	4	0	-
81	M.Gilray	0	0	0	0	0	1	4	0	0	0	-
Totals:		13	0	9	1.5	27	18	38	0	19	4	19-29

Chesapeake Roster

#	Name	G	2PG	A	PIM	S	SOFF	GB	DC	T	CT	FO
2	C.Heacock	2	0	0	0	2	3	1	0	0	0	-
3	M.Abbott	0	0	0	0	0	0	0	1	0	1	0
4	L.Thompson	4	0	1	0	6	1	3	0	2	0	-
9	C.Costabile	0	0	0	0	1	0	2	0	0	3	8-19
10	C.Fennell	0	0	0	0	0	0	3	0	0	0	-
12	R.Tucker	0	0	1	0	0	2	0	0	0	0	-
13	N.Amato	0	0	0	0	0	0	1	0	0	0	-
15	M.Jones	2	0	1	0	3	4	1	0	3	0	-
20	N.Manis	0	0	0	1	0	1	1	0	0	1	-
22	J.Byrne	2	0	1	.5	3	4	1	0	0	0	-
26	I.Davis-Allen	0	0	0	0	0	0	2	0	1	0	-
30	B.Phipps	0	0	0	0	0	0	0	0	0	0	-
32	S.Stanwick	1	0	0	0	2	1	1	0	2	1	-
36	J.Bernhardt	0	0	1	0	0	0	1	0	0	2	-
40	M.Danowski	1	0	0	.5	2	4	0	0	1	0	-
44	M.Rees	0	0	0	0	0	0	0	0	0	0	-
52	G.Epple	0	0	0	0	0	0	0	0	0	0	1
53	J.Paige	0	0	0	0	0	0	1	0	0	0	2-10
94	I.MacKay	0	0	1	0	1	3	0	0	3	0	-
Totals:		12	0	6	2	20	23	19	0	13	8	10-29

Goalies

	MIN	SOG	SV	GA	2GA
37 D.Ward (win)	60:00	20	8	12	0
40 C. Knight (b)					
Totals:					
	60:00	20	8	12	0

Goalies

	MIN	SOG	SV	GA	2GA
13 N.Amato (loss)	60:00	27	14	13	0
30 B. Phipps (b)					
Totals:					
	60:00	27	14	13	0



2018 Box Scores; Championship, DENvsDAL



POINTSTREAK.COM PRINTABLE GAMESHEET:
MUSC Health Stadium
Sat, Aug 18, 2018 at 7:00 pm

Crew Chief: Matt Palumb
Asst Ref: Dave Pinciario
Tech Ref: Jody Ticer
Scorekeeper:

Attendance: 4,086
Game Length: 2:25
Game Number: n/a

Denver 16 at Dallas 12

FINAL

Scoring	1	2	3	4	T	Team Stats	SOG	SOFF	GB	FO	Power Plays	PP	PIM
Denver	5	5	4	2	16	Denver	30	16	43	16-32	Denver	0-2	2.5
Dallas	4	5	2	1	12	Dallas	28	17	45	16-32	Dallas	3-3	1

Scoring Summary

V - H	#	Q	Team	Time	Scored By	Assists	PP	SH
1 - 0	1	1	DEN	1:42	Z.Currier			
2 - 0	2	1	DEN	2:37	R.Dennis			
3 - 0	3	1	DEN	4:38	M.Kavanagh			
3 - 1	4	1	DAL	7:16	N.Crotty	J.Wolf		
3 - 2	5	1	DAL	10:48	J.Wolf			
3 - 3	6	1	DAL	12:41	R.Staats	R.McNamara	x	
3 - 4	7	1	DAL	12:47	J.Wolf	M.Manley		
4 - 4	8	1	DEN	14:26	E.Law	M.Kavanagh		
5 - 4	9	1	DEN	14:42	M.Kavanagh	Z.Currier		
5 - 5	10	2	DAL	0:43	J.Ranagan			
5 - 6	11	2	DAL	3:37	J.Wolf	N.Crotty	x	
6 - 6	12	2	DEN	5:00	C.Cloutier	M.Kavanagh		
6 - 7	13	2	DAL	6:58	R.Staats		x	
6 - 8	14	2	DAL	7:57	R.Staats			
6 - 9	15	2	DAL	10:23	R.McNamara	J.MacIntosh		
7 - 9	16	2	DEN	11:33	M.Schlosser	K.Bellistri		
8 - 9	17	2	DEN	12:05	Z.Currier	M.Kavanagh		
9 - 9	18	2	DEN	12:41	M.Schlosser			
10 - 9	19	2	DEN	14:09	K.Bellistri	M.Kavanagh		
11 - 9	20	3	DEN	1:05	F.Sullivan	M.Kavanagh		
12 - 9	21	3	DEN	4:15	C.Cloutier			
13 - 9	22	3	DEN	6:25	J.Hawkins	K.Bellistri		
13 - 10	23	3	DAL	10:21	J.Ranagan	J.MacIntosh		
14 - 10	24	3	DEN	13:04	K.Bellistri			
14 - 11	25	3	DAL	14:11	N.Crotty			
15 - 11	26	4	DEN	2:00	M.Kavanagh			
15 - 12	27	4	DAL	9:53	T.Thompson	J.MacIntosh		
16 - 12	28	4	DEN	10:56	M.Kavanagh			

Penalty Summary

Q	T	Player	M	Offense	Time
1	V	F.Sullivan	1	Slashing	11:48
2	V	M.Simon	1	Slashing	2:50
2	V	D.Snider	.5	Holding (tf)	6:28
2	H	M.ONeil	.5	Holding (tf)	10:44
4	H	M.Dunn	.5	Holding (tf)	12:54
Min: 3.5					Offenses: 5

Denver Roster

#	Name	G	2PG	A	PIM	S	SOFF	GB	DC	T	CT	FO
0	N.Tintle	0	0	0	0	0	0	1	0	1	1	-
3	R.Dennis	1	0	0	0	1	2	1	0	2	1	-
5	J.Hawkins	1	0	0	0	1	0	1	0	0	0	-
7	M.Bocklet	0	0	0	0	0	0	2	0	1	1	-
9	M.Adler	0	0	0	0	0	0	9	0	0	0	15-29
15	E.Law	1	0	0	0	4	0	0	0	1	1	-
23	D.Snider	0	0	0	.5	1	2	0	0	1	2	-
25	Z.Currier	2	0	1	0	4	3	4	0	2	2	-
32	N.Ossello	0	0	0	0	0	1	3	0	1	0	1-3
36	F.Sullivan	1	0	0	1	1	0	2	0	1	0	-
37	D.Ward	0	0	0	0	0	0	4	0	0	1	-
45	C.Cloutier	2	0	0	0	3	2	1	0	0	0	-
50	M.Kavanagh	4	0	5	0	8	1	2	0	2	1	-
59	M.Schlosser	2	0	0	0	3	3	0	0	5	1	-
66	M.Simon	0	0	0	1	1	0	3	0	0	0	-
77	E.Gobrecht	0	0	0	0	1	0	2	0	1	0	-
80	K.Bellistri	2	0	2	0	2	2	2	0	1	0	-
81	M.Gilray	0	0	0	0	0	0	6	0	0	1	-
Totals:		16	0	8	2.5	30	16	43	0	19	12	16-32

Dallas Roster

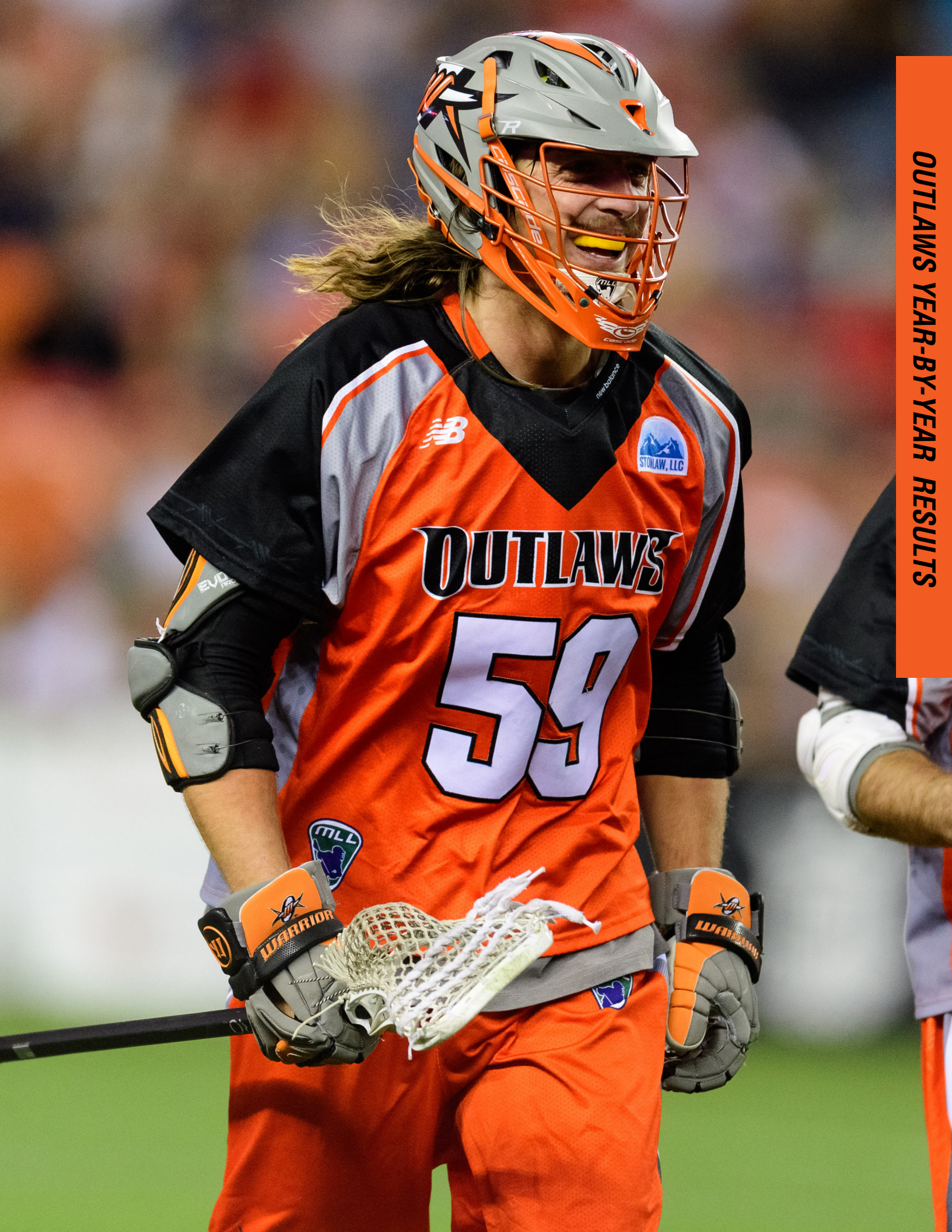
#	Name	G	2PG	A	PIM	S	SOFF	GB	DC	T	CT	FO
2	J.Near	0	0	0	0	0	0	3	0	1	0	-
5	M.Manley	0	0	1	0	0	0	4	0	1	1	-
9	J.Moderski	0	0	0	0	0	0	2	0	0	0	-
11	J.White	0	0	0	0	0	0	9	0	3	3	-
15	J.Galloway	0	0	0	0	0	0	4	0	1	1	-
17	D.Simoneau	0	0	0	0	0	1	8	0	1	0	16-32
22	N.Crotty	2	0	1	0	4	3	2	0	2	0	-
29	J.MacIntosh	0	0	3	0	2	3	0	0	2	0	-
31	J.Ranagan	2	0	0	0	4	1	0	0	0	0	-
32	J.Wolf	3	0	1	0	4	1	1	0	1	1	-
33	M.Dunn	0	0	0	.5	1	1	1	0	0	2	-
35	J.Stevens	0	0	0	0	0	0	3	0	1	1	-
37	M.ONeil	0	0	0	.5	0	0	2	0	1	1	-
45	R.Staats	3	0	0	0	5	3	2	0	2	0	-
80	D.Moss	0	0	0	0	0	0	1	0	0	0	-
81	R.McNamara	1	0	1	0	4	3	2	0	3	0	-
88	Z.Greer	0	0	0	0	1	1	0	0	0	0	-
91	T.Thompson	1	0	0	0	3	0	1	0	0	0	-
Totals:		12	0	7	1	28	17	45	0	19	10	16-32

Goalies

	MIN	SOG	SV	GA	2GA					
37 D.Ward (win)	60:00	28	16	12	0					
Totals:						60:00	28	16	12	0

Goalies

	MIN	SOG	SV	GA	2GA					
15 J.Galloway (loss)	60:00	30	14	16	0					
Totals:						60:00	30	14	16	0



OUTLAWS YEAR-BY-YEAR RESULTS



2018 DENVER OUTLAWS RESULTS

2018 MLL STANDINGS

Team	W	L	GP	PCT	GF	GA	HOME	AWAY
Dallas	11	3	14	.786	201	175	6-1	5-2
Chesapeake	9	5	14	.643	176	174	5-2	4-3
Denver	8	6	14	.571	225	189	5-2	3-4
New York	8	6	14	.571	211	214	5-2	3-4
Charlotte	7	7	14	.500	196	191	4-3	3-4
Atlanta	7	7	14	.500	187	184	2-5	5-2
Florida	5	9	14	.357	192	201	1-6	4-3
Boston	5	9	14	.357	173	213	4-3	1-6
Ohio	3	11	14	.214	173	199	2-5	1-6

2018 HONORS AND AWARDS

Award	Player
MLL All-Star	Chris Cloutier
MLL All-Star	Zach Currier
MLL All-Star	Eric Law
MLL All-Star	Jeremy Sieverts
Rookie of the Week (Week 15)	Chris Cloutier
Rookie of the Week (Week 12)	Chris Cloutier
Rookie of the Week (Week 10)	Chris Cloutier
Rookie of the Week (Week 9)	Chris Cloutier
Offensive Player of the Week (Week 12)	Matt Kavanagh
Offensive Player of the Week (Week 9)	Eric Law
Offensive Player of the Week (Week 5)	Chris Cloutier
Defensive Player of the Week (Week 15)	Matt Bocklet
Rookie of the Year	Chris Cloutier

2018 OUTLAWS SCHEDULE AND RESULTS

Date	Opponent	Score	Atten.
April 21	at New York	19-15 (L)	3,748
April 29	at Dallas	15-14 OT (L)	7,217
May 4	vs. New York	16-12 (W)	3,444
May 6	at Florida	16-7 (L)	2,406
May 13	vs. Chesapeake	24-22 (L)	1,788
May 19	vs. Charlotte	17-13 (W)	2,665
June 2	at Charlotte	16-13 (W)	1,469
June 7	vs. Ohio	17-6 (W)	6,388
June 16	vs. Florida	26-15 (W)	4,734
June 23	at Ohio	17-13 (W)	2,226
July 4	vs. Boston	25-11 (W)	29,973
July 22	vs. Dallas	13-12 (L)	5,316
July 28	at Chesapeake	13-11 (L)	5,149
Aug. 4	at Atlanta	15-14 (W)	2,204
Aug. 11#	at Chesapeake	13-12 (W)	2,977
Aug. 18%	Dallas	16-12 (W)	4,086

Home games **bold**; #MLL Semifinal; %MLL Championship

POINTS

RK	Player	P
1	Eric Law	58
2	Matt Kavanagh	53
3	Chris Cloutier	40

GOALS

RK	Player	P
1	Eric Law	40
2	Matt Kavanagh	34
3	Chris Cloutier	26

ASSISTS

RK	Player	A
1	Matt Kavanagh	19
2	Eric Law	18
3	Chris Cloutier	14

GROUND BALLS

RK	Player	GB
1	Max Adler	49
2	Jack Kelly	42
3	Matt Bocklet	39

SHOTS ON GOAL

RK	Player	P
1	Eric Law	58
2	Matt Kavanagh	54
3	Romar Dennis	47



2018 DENVER OUTLAWS (9-5)

PLAYERS	GP	G	2ptG	A	PTS	PIM	PPG	PPA	SHG	SHA	GWG	GB	TO	CTO	S	SPCT	SOG	FO
Law, Eric	14	40	0	18	58	0.5	4	4	1	0	1	23	26	1	71	.563	58	0-0
Kavanagh, Matt	13	34	0	19	53	0.5	2	5	0	0	1	17	27	4	95	.358	54	0-0
Cloutier, Chris	6	26	0	14	40	0.5	7	2	0	0	2	10	19	1	51	.510	37	0-0
Bellistri, Kylor (Outlaws)	10	21	0	7	28	1.5	1	0	0	0	1	9	20	3	48	.438	31	0-0
Bellistri, Kylor (Totals)	13	24	0	8	32	3.0	1	0	0	0	1	15	28	4	66	.364	43	0-0
Schlosser, Mikie	14	23	0	3	26	0.0	1	1	2	0	1	10	15	2	63	.365	38	0-0
Snider, Drew	11	20	0	6	26	1.0	5	1	0	0	0	16	8	3	45	.444	33	0-0
Dennis, Romar	13	14	4	4	22	0.5	1	1	0	0	1	12	10	1	86	.163	47	0-0
Currier, Zach	7	12	0	10	22	4.0	0	1	0	0	0	30	11	3	27	.444	18	0-0
Berg, Wes	7	5	0	7	12	0.0	2	1	0	0	0	8	8	3	25	.200	13	0-0
Sieverts, Jeremy	5	8	0	3	11	1.0	0	1	0	0	0	3	4	0	32	.250	19	0-0
Evans, Shawn	3	5	0	6	11	3.0	1	1	0	0	0	2	5	0	16	.313	11	0-0
Hawkins, Josh	13	4	0	4	8	6.0	0	0	0	0	0	27	12	5	17	.235	14	0-0
Milligan, Cam	3	4	0	3	7	0.0	0	0	0	0	1	4	3	0	17	.235	9	0-0
Tintle, Nicholas	13	2	0	3	5	1.0	0	0	0	0	0	17	4	11	7	.286	4	0-0
Simon, Michael	13	1	0	2	3	1.5	0	0	0	0	0	25	5	5	4	.250	2	0-0
Gobrecht, Eli	13	1	0	1	2	3.0	0	0	0	0	0	29	5	13	5	.200	4	0-0
Dismuke, Wikins	1	1	0	1	2	0.0	1	0	0	0	0	3	4	0	3	.333	3	0-0
Keating, Connor	4	1	1	0	2	0.0	0	0	0	0	0	11	0	1	3	.333	3	0-0
Conley, Peter	1	0	0	2	2	0.0	0	0	0	0	0	0	0	0	5	.000	2	0-0
Gilray, Matt	4	1	0	0	1	0.0	0	0	0	0	0	18	2	2	1	1.000	1	0-0
Bocklet, Matt	14	0	0	1	1	0.0	0	0	0	0	0	39	14	12	1	.000	1	0-0
Ossello, Nick	9	0	0	1	1	3.0	0	0	0	0	0	8	2	1	13	.000	2	4-10
Adler, Max	7	0	0	1	1	0.5	0	0	0	0	0	49	6	1	3	.000	3	131-227
Young, Chase	1	0	0	1	1	0.0	0	0	0	0	0	0	0	0	2	.000	0	0-0
Sullivan, Finn	14	0	0	0	0	6.0	0	0	0	0	0	34	2	5	0	-	0	0-0
Kelly, Jack	11	0	0	0	0	0.0	0	0	0	0	0	42	3	3	1	.000	0	0-0
Kelly, Tom	6	0	0	0	0	0.5	0	0	0	0	0	32	4	1	3	.000	2	108-197
Burgdorf, Christian	5	0	0	0	0	1.0	0	0	0	0	0	7	2	4	0	-	0	0-0
Fennell, Chris	3	0	0	0	0	0.0	0	0	0	0	0	6	3	1	0	-	0	0-0
Schoonmaker, Henry	2	0	0	0	0	0.0	0	0	0	0	0	4	1	2	1	.000	0	0-0
Zack Melillo	1	0	0	0	0	0.0	0	0	0	0	0	4	0	0	0	-	0	6-24
Connor O'Hara	1	0	0	0	0	0.0	0	0	0	0	0	1	1	0	1	.000	0	0-0
Graham Bocklet	1	0	0	0	0	0.5	0	0	0	0	0	1	0	1	0	-	0	0-0
Huggins, Foster	1	0	0	0	0	0.0	0	0	0	0	0	0	0	0	0	-	0	0-0
Ward, Dillon	4	0	0	0	0	0.0	0	0	0	0	0	7	0	0	0	-	0	0-0
Kemp, Larken	1	0	0	0	0	0.0	0	0	0	0	0	2	1	1	0	-	0	0-0
Wozniak, Greg	1	0	0	0	0	0.0	0	0	0	0	0	0	0	0	0	-	0	0-0
Hernandez, Mike	1	0	0	0	0	1.0	0	0	0	0	0	0	0	0	0	-	0	0-0
Iwamoto, Kai	1	0	0	0	0	0.0	0	0	0	0	0	1	1	0	0	-	0	0-0
Hanley, Matt	1	0	0	0	0	0.0	0	0	0	0	0	0	0	0	0	-	0	0-0
TOTALS:	14	225	5	117	347	39.5	25	19	3	1	8	516	258	98	648	.347	409	249-458

GOALIES	GP	MIN	W	L	GA	2pGA	GAA	SV	SV%
Kelly, Jack	11	639:50	7	4	141	10	13.22	165	.539
Ward, Dillon	4	147:47	1	1	30	3	12.18	32	.516
Iwamoto, Kaisuke	1	49:06	0	0	10	1	12.22	11	.524
Hanley, Matt	1	10:54	0	1	2	0	11.01	2	.500
Knight, Christian	1	1:02	0	0	0	0	0.00	0	-
TOTALS:	14	848:39	8	6	183	14	13.07	210	.534

2018 OUTLAWS LEADERS AND RANKINGS

CATEGORY	PLAYER	No.	LEAGUE RK	TEAM	LEAGUE RANK
Pts.	E. Law	58	5th	-	3rd
G	E. Law	40	4th	225	1st
A	M. Kavanagh	19	4th	117	2nd
2pG	R. Dennis	4	8th	5	T-7th
GB	M. Adler	49	T-11th	516	1st
SOG	E. Law	58	T-11th	409	3rd
FO Pct. *	M. Adler	.577	3rd	.544	1st
Saves	J. Kelly	165	4th	210	T-4th
Save Pct.	J. Kelly	.539	4th	.534	3rd
GAA	D. Ward	12.18	5th	13.07	3rd

*min. 50 FOA



2017 DENVER OUTLAWS RESULTS

2017 MLL STANDINGS

Team	W	L	GP	PCT	GF	GA	HOME	AWAY
Denver	9	5	14	.643	199	174	4-3	5-2
Ohio	9	5	14	.643	195	163	4-3	5-2
Rochester	8	6	14	.571	182	171	4-3	4-3
Florida	8	6	14	.571	179	202	5-2	3-4
Chesapeake	7	7	14	.500	211	206	4-3	3-4
New York	7	7	14	.500	183	198	4-3	3-3
Charlotte	6	8	14	.429	184	189	3-4	3-4
Atlanta	6	8	14	.429	182	189	3-4	3-4
Boston	3	11	14	.214	189	212	1-6	2-5

POINTS

RK	Player	P
1	Eric Law	52
2	Mike Bocklet	48
3	Matt Kavanagh	43

2017 HONORS AND AWARDS

Award	Player
MLL All-Star	Matt Bocklet
MLL All-Star	Mike Bocklet
MLL All-Star	Zach Currier
MLL All-Star	Tom Kelly
MLL All-Star	Eric Law
MLL All-Star	Jeremy Sieverts
MLL All-Star	Mike Simon
MLL All-Star	Drew Snider
Rookie of the Week (Week 10)	Gavin McBride
Defensive Player of the Week (Week 2)	Mike Simon
Defensive Player of the Week (Week 4)	Jack Kelly
Defensive Player of the Week (Week 11)	B.J. Grill
Defensive Player of the Week (Week 14)	Jack Kelly
Offensive Player of the Week (Week 1)	Mike Bocklet
All-MLL Team	Eric Law
All-MLL Team	Jack Kelly
Offensive Player of the Year	Eric Law
Goalie of the Year	Jack Kelly

GOALS

RK	Player	G
1	Mike Bocklet	37
2	Eric Law	32
3	Matt Kavanagh	24

ASSISTS

RK	Player	A
1	Eric Law	20
2	Matt Kavanagh	19
3	Zach Currier	15

2017 OUTLAWS SCHEDULE AND RESULTS

Date	Opponent	Score	Atten.
April 22	at Charlotte	13-12 (W)	1,624
April 29	at New York	13-7 (W)	4,598
May 7	Charlotte	11-7 (W)	4,159
May 13	at Florida	15-8 (W)	2,208
May 27	Rochester	16-15 (L)	4,917
June 3	at Boston	19-13 (W)	4,846
June 17	Boston	16-9 (L)	6,838
June 24	New York	17-14 (W)	5,122
July 4	Atlanta	24-12 (W)	26,614
July 15	at Ohio	13-11 (W)	3,232
July 20	at Rochester	18-12 (L)	1,521
July 23	Ohio	13-12 (L)	7,016
July 27	Chesapeake	12-11 (W)	9,824
Aug. 3	at Chesapeake	23-19 (L)	2,687
Aug. 12#	vs. Rochester	15-8 (W)	2,681
Aug. 19%	vs. Ohio	17-12 (L)	7,543

GROUND BALLS

RK	Player	GB
1	Matt Bocklet	55
2	Tom Kelly	46
3	Jack Kelly	40

SHOTS ON GOAL

RK	Player	SOG
1	Mike Bocklet	65
2	Eric Law	49
3	Wes Berg	47

Home games bold; #MLL Semifinal; %MLL Championship



2017 DENVER OUTLAWS (9-5)

PLAYERS	GP	G	2ptG	A	PTS	PIM	PPG	PPA	SHG	SHA	GWG	GB	S	SPCT	SOG	FO
Law, Eric	13	32	0	20	52	1.0	5	0	0	0	2	16	67	.478	49	0-0
Bocklet, Michael	13	37	0	11	48	0.0	2	1	0	0	2	23	101	.366	65	0-0
Kavanagh, Matt	10	24	0	19	43	3.0	2	2	0	0	0	22	75	.320	43	0-0
Sieverts, Jeremy	14	13	2	13	28	1.5	0	2	0	0	0	12	77	.169	43	0-0
Currier, Zach	9	11	0	15	26	1.0	0	1	0	0	0	32	38	.289	25	1-4
Berg, Wes	10	20	0	5	25	0.0	0	1	0	0	1	13	73	.274	47	0-0
Snider, Drew	13	18	0	6	24	8.0	0	0	0	0	1	30	72	.250	41	0-0
Ambler, Ryan	7	7	0	4	11	0.0	0	0	0	0	0	5	19	.368	15	0-0
Dennis, Romar	7	6	1	4	11	1.0	0	0	0	0	1	6	30	.200	20	0-0
Barber, Tim	8	8	0	2	10	0.0	0	0	0	0	0	1	21	.381	14	0-0
Molnar, Noah	13	4	0	2	6	3.5	0	0	0	0	1	19	10	.400	7	0-0
McBride, Gavin	1	3	0	1	4	0.0	0	0	0	0	1	4	9	.333	6	0-0
Simon, Michael	14	1	1	2	4	0.0	0	0	0	0	0	29	12	.083	5	0-0
Kelly, Tom	11	3	0	0	3	2.5	0	0	0	0	0	46	16	.188	7	174-307
Ossello, Nick	8	3	0	1	4	2.0	0	0	0	0	0	12	10	.300	6	14-41
VonBargen, Brian	4	3	0	0	3	0.0	0	0	0	0	0	5	19	.158	10	0-0
Schlosser, Mikie	1	1	0	1	2	0.0	0	0	0	0	0	1	2	.500	2	0-0
Kelly, Jack	14	1	1	0	2	0.0	0	0	0	0	0	40	0	.000	0	0-0
Bocklet, Matt	10	0	0	2	2	2.0	0	0	0	0	0	71	2	.000	0	0-0
Glazener, Eddy	10	1	0	0	1	2.5	0	0	0	0	0	15	3	.333	2	0-0
Downing, Greg	5	1	0	0	1	1.5	0	0	0	0	0	3	3	.333	1	0-0
Adler, Max	3	1	0	0	1	0.0	0	0	0	0	0	19	3	.333	1	46-83
Hernandez, Mike	3	1	0	0	1	0.0	0	0	0	0	0	2	1	1.00	1	0-0
Sullivan, Finn	14	0	0	1	1	9.5	0	0	0	0	0	34	1	.000	0	0-0
Kemp, Larken	4	0	0	1	1	0.0	0	0	0	0	0	11	1	.000	0	0-0
Grill, BJ	13	0	0	0	0	2.5	0	0	0	0	0	26	0	.000	0	0-0
Tintle, Nicholas	9	0	0	0	0	3.5	0	0	0	0	0	8	2	.000	2	0-0
Laconi, Pat	3	0	0	0	0	0.5	0	0	0	0	0	2	1	.000	1	0-0
Nugent, Mike	2	0	0	0	0	0.0	0	0	0	0	0	4	0	.000	0	0-0
Tills, Bailey	1	0	0	0	0	0.0	0	0	0	0	0	0	2	.000	2	0-0
Hiken, Brent	1	0	0	0	0	0.0	0	0	0	0	0	0	0	.000	0	1-4
Ikeda, James	2	0	0	0	0	0.5	0	0	0	0	0	1	0	.000	0	0-0
Telesco, Tripp	1	0	0	0	0	0.0	0	0	0	0	0	0	0	.000	0	0-0
Kormondy, Brian	1	0	0	0	0	0.0	0	0	0	0	0	0	2	.000	2	0-0
TOTALS:	14	199	5	110	314	46.0	9	7	0	0	9	506	675	.295	418	236-429

GOALIES	GP	MIN	W	L	GA	2pGA	GAA	SV	SV%
Kelly, Jack	14	804:53	9	4	160	5	11.82	194	0.548
Nugent, Mike	2	35:07	0	1	14	2	23.92	7	0.333
TOTALS:	14	840:00	9	5	174	7	12.43	201	0.536

2017 OUTLAWS LEADERS AND RANKINGS

CATEGORY	PLAYER	No.	LEAGUE RK	TEAM	LEAGUE RANK
Pts.	E. Law	52	T-1st	314	3rd
G	Mi. Bocklet	37	2nd	199	2nd
A	E. Law	20	4th	110	2nd
2pG	J. Sieverts	2	T-7th	5	T-6th
GB	M. Bocklet	71	5th	515	2nd
SOG	Mi. Bocklet	65	6th	418	3rd
FO Pct.*	T. Kelly	.567	3rd	.550	3rd
Saves	J. Kelly	194	3rd	201	T-3rd
Save Pct.	J. Kelly	.548	3rd	.536	4th
GAA	J. Kelly	11.82	4th	12.43	3rd

*min. 50 FOA



2016 DENVER OUTLAWS RESULTS

2016 MLL STANDINGS

Team	W	L	GP	PCT	GF	GA	HOME	AWAY
Ohio	8	6	14	.571	209	183	4-3	4-3
New York	8	6	14	.571	218	226	5-2	3-4
Denver	8	6	14	.571	201	206	6-1	2-5
Charlotte	8	6	14	.571	190	187	5-2	3-4
Boston	8	6	14	.571	179	183	5-2	3-4
Rochester	8	6	14	.571	205	167	4-3	4-3
Chesapeake	8	6	14	.571	190	190	5-2	3-4
Atlanta	4	10	14	.286	189	208	2-5	2-5
Florida	3	11	14	.214	168	199	1-6	2-5

POINTS

RK	Player	P
1	Drew Snider	47
	Eric Law	47
3	Mike Bocklet	44

2016 HONORS AND AWARDS

Award	Player
MLL All-Star	Matt Bocklet
MLL All-Star	Eric Law
MLL All-Star	Jeremy Sieverts
MLL All-Star	Mike Simon
MLL All-Star	Drew Snider
Rookie of the Week (Week 5)	Matt Hossack
Rookie of the Week (Week 14)	Jack Kelly
Defensive Player of the Week (Week 13)	Jack Kelly
Offensive Player of the Week (Week 2)	Drew Snider
Offensive Player of the Week (Week 6)	Eric Law
Rookie of the Year	Jack Kelly
MLL Championship MVP	Eric Law

GOALS

RK	Player	G
1	Drew Snider	33
2	Mike Bocklet	29
3	Eric Law	28

ASSISTS

RK	Player	A
1	Eric Law	19
2	Mike Bocklet	15
3	Jeremy Sieverts	14

2016 OUTLAWS SCHEDULE AND RESULTS

Date	Opponent	Score	Atten.
May 1	Ohio	17-16 (W)	2,655
May 8	at Ohio	13-14 OT (L)	2,037
May 14	at Atlanta	12-23 (L)	4,297
May 21	at Chesapeake	13-20 (L)	3,854
May 28	Boston	17-13 (W)	8,210
June 3	at New York	18-21 (L)	5,121
June 11	at Florida	16-19 (L)	1,642
June 18	Rochester	11-19 (L)	6,491
June 24	New York	20-16 (W)	6,973
July 4	Florida	14-10 (W)	28,772
July 16	Atlanta	18-11 (W)	5,888
July 23	at Charlotte	12-11 (W)	1,551
July 28	at Rochester	12-10 (W)	1,632
July 30	Charlotte	15-12 (W)	6,741
Aug. 13	New York [^] #	20-17 (W)	3,423
Aug. 20	Ohio%	19-18 (W)	5,522

GROUND BALLS

RK	Player	GB
1	Matt Bocklet	101
2	Thomas Kelly	46
3	Drew Snider	32

SHOTS ON GOAL

RK	Player	SOG
1	Jeremy Sieverts	66
2	Drew Snider	59
3	Mike Bocklet	50

Home games bold; [^]Rafferty Stadium; #MLL Semifinal; %MLL Championship



2016 DENVER OUTLAWS (8-6)

PLAYERS	GP	G	2ptG	A	PTS	PIM	PPG	PPA	SHG	SHA	GWG	GB	S	SPCT	SOG	FO
Snider, Drew	13	33	3	11	47	1.5	2	0	0	2	32	96	.344	59	0-0	
Law, Eric	12	28	0	19	47	1.0	3	1	1	0	17	63	.444	49	0-0	
Bocklet, Michael	13	29	0	15	44	0.5	2	0	0	1	12	79	.367	50	0-0	
Sieverts, Jeremy	14	22	3	14	39	2.0	1	3	0	0	18	100	.220	66	0-0	
Berg, Wes	10	18	0	4	22	3.0	2	1	0	0	13	70	.257	38	0-0	
Kavanagh, Matt	7	10	0	12	22	0.0	1	0	0	0	8	44	.227	25	0-0	
Grant, John	6	7	0	9	16	1.0	2	2	0	0	5	31	.226	24	0-0	
Crawford, Callum	4	7	0	7	14	0.5	0	2	0	0	5	19	.368	14	0-0	
Ossello, Nick	5	4	1	1	13	0.5	0	0	0	0	7	18	.222	11	0-1	
Barber, Tim	8	8	0	3	11	0.0	0	0	0	0	2	20	.400	14	0-0	
Tills, Bailey	6	5	0	3	8	0.0	0	0	0	0	12	26	.192	11	0-0	
Downing, Greg	10	6	0	1	7	0.5	0	0	0	0	18	20	.300	10	0-0	
Bocklet, Chris	5	4	0	2	6	1.0	0	0	0	0	12	20	.200	12	0-0	
Melaugh, Gregory	3	4	0	2	6	0.0	0	1	0	0	6	24	.167	13	0-0	
Kormondy, Brian	4	3	0	3	6	0.0	1	2	0	0	4	18	.167	6	0-0	
Bocklet, Matt	14	2	0	4	6	1.5	0	0	0	0	101	5	.400	2	0-0	
Molnar, Noah	13	2	0	2	4	2.0	0	0	0	0	20	4	.500	3	0-0	
Sebastiani, Domenic	7	3	0	0	3	0.5	0	0	0	0	10	5	.600	4	0-0	
Kelly, Thomas	13	2	0	0	2	0.0	0	0	0	0	46	9	.222	7	174-333	
Simon, Michael	14	1	0	0	1	0.0	0	0	0	0	28	8	.125	2	0-2	
Hossack, Matthew	4	1	0	0	1	0.5	0	0	0	0	9	1	1.00	1	0-1	
Tintle, Nicholas	4	1	0	0	1	2.0	0	0	0	0	1	3	.333	2	0-0	
Cox, Tim	3	1	0	0	1	0.0	0	0	0	0	1	9	.111	2	0-0	
Schmidt, Max	12	0	0	1	1	6.0	0	0	0	0	26	1	.000	1	0-0	
Grill, BJ	10	0	0	1	1	1.0	0	0	0	0	26	0	.000	0	0-0	
Hiken, Brent	7	0	0	1	1	1.0	0	0	0	0	25	1	.000	0	65-105	
Skudin, Michael	12	0	0	0	0	1.0	0	0	0	0	14	1	.000	1	0-0	
Kelly, Jack	8	0	0	0	0	0.0	0	0	0	0	14	1	.000	0	0-0	
LaPlante, Ryan	7	0	0	0	0	0.0	0	0	0	0	12	1	.000	1	0-0	
Fullerton, Adam	1	0	0	0	0	0.0	0	0	0	0	1	0	.000	0	0-0	
Kraus, Knute	4	0	0	0	0	0.0	0	0	0	0	1	2	.000	0	0-0	
May, Christopher	1	0	0	0	0	0.0	0	0	0	0	5	1	.000	0	10-16	
Adamson, Erik	1	0	0	0	0	0.0	0	0	0	0	1	2	.000	1	0-0	
Prosser, Aaron	1	0	0	0	0	0.0	0	0	0	0	2	2	.000	0	0-0	
TOTALS:	14	201	7	115	308	28.5	14	12	1	0	8	524	701	.287	429	249-458

GOALIES	GP	MIN	W	L	GA	2pGA	GAA	SV	SV%
Kelly, Jack	8	435:00	6	1	91	4	12.55	109	0.545
LaPlante, Ryan	7	302:26	2	3	88	4	14.80	68	0.436
Rodriguez, Johnny	2	64:43	0	1	15	1	13.91	16	0.516
Geisler, Austin	1	25:04	0	1	8	0	19.15	8	0.500
Fullerton, Adam	1	15:00	0	0	4	0	16.00	1	0.200
TOTALS:	14	842:13	8	6	206	9	14.71	202	0.495

2016 OUTLAWS LEADERS AND RANKINGS

CATEGORY	PLAYER	No.	LEAGUE RK	TEAM	LEAGUE RANK
Pts.	D. Snider	47	13th	323	3rd
G	D. Snider	33	10th	201	4th
A	E. Law	19	T-10th	115	2nd
2pG	Sieverts/Snider	3	T-6th	7	T-4th
GB	M. Bocklet	101	1st	524	4th
SOG	J. Sieverts	66	11th	429	2nd
FO Pct.*	B. Hiken	.619	1st	.543	3rd
Saves	J. Kelly	109	2nd	202	7th
Save Pct.	J. Kelly	.545	2nd	.495	8th
GAA	J. Kelly	12.55	2nd	14.71	7th

*min. 50 FOA



2015 DENVER OUTLAWS RESULTS

2015 MLL STANDINGS

Team	W	L	GB	PCT	GF	GA	HOME	AWAY
New York	10	1	-	.714	211	182	6-1	4-3
Ohio	9	5	1	.643	204	175	4-3	5-2
Boston	8	6	2	.571	200	188	4-3	4-3
Rochester	8	6	2	.571	192	192	5-2	3-4
Denver	7	7	3	.500	202	214	5-2	2-5
Chesapeake	6	8	4	.429	172	176	3-4	3-4
Florida	5	9	5	.357	189	202	4-3	1-6
Charlotte	3	11	7	.214	169	210	1-6	2-5

2015 HONORS AND AWARDS

Award	Player
MLL All-Pro	Drew Snider
MLL All-Star	Anthony Kelly
MLL All-Star	Eric Law
MLL All-Star	B.J. O'Hara
MLL All-Star	Justin Pennington
MLL All-Star	Jesse Schwartzman
MLL All-Star	Jeremy Sieverts
MLL All-Star	Drew Snider
Defensive Player of the Week (Week 6)	Dillon Roy
Defensive Player of the Week (Week 7)	Dillon Roy
Faceoff Athlete of the Week (Week 7)	Anthony Kelly
Offensive Player of the Week (Seek 10)	John Grant Jr.

2015 OUTLAWS SCHEDULE AND RESULTS

Date	Opponent	Score	Atten.
April 12	at Boston	13-16 (L)	4,285
April 19	at Ohio	14-13 (W)	2,273
May 3	Charlotte	15-12 (W)	5,925
May 10	at Rochester	12-15 (L)	1,004
May 16	at Florida	15-12 (W)	1,976
May 24	Chesapeake	17-10 (W)	6,787
May 29	Ohio	12-18 (L)	4,540
June 6	at Chesapeake	12-15 (L)	5,446
June 20	Rochester	22-21 OT (W)	5,987
June 27	at Charlotte	11-14 (L)	2,427
July 4	Boston	9-22 (L)	31,664
July 9	at New York	15-18 (L)	6,107
July 19	Florida	20-14 (W)	5,168
July 25	New York	15-14 (W)	6,448

Home games bold

POINTS

RK	Player	P
1	Mike Bocklet	48
2	Jeremy Sievers	47
3	Drew Snider	46

GOALS

RK	Player	G
1	Drew Snider	35
2	Mike Bocklet	32
3	Jeremy Sieverts	27

ASSISTS

RK	Player	A
1	John Grant Jr.	18
2	Jeremy Sieverts	17
3	Mike Bocklet	16

GROUND BALLS

RK	Player	GB
1	Matt Bocklet	83
2	Anthony Kelly	47
3	Ken Clausen	45

SHOTS ON GOAL

RK	Player	SOG
1	Drew Snider	67
2	Jeremy Sieverts	62
3	Mike Bocklet	53



2015 DENVER OUTLAWS (7-7)

PLAYERS	GP	G	2ptG	A	PTS	PIM	PPG	PPA	SHG	SHA	GWG	GB	S	SPCT	SOG	FO
Bocklet, Mike	12	32	0	16	48	0.0	5	2	0	0	1	15	77	.416	53	0-0
Sieverts, Jeremy	14	27	3	17	47	3.0	2	3	0	0	1	13	100	.270	62	0-0
Snider, Drew	13	35	0	11	46	0.5	2	3	0	0	2	31	108	.324	67	0-0
Grant, John	10	24	0	18	42	3.0	3	2	0	0	2	15	63	.381	44	0-0
Bocklet, Chris	12	24	0	6	30	0.0	2	1	0	0	1	16	69	.348	42	0-0
Pennington, Justin	11	10	0	4	14	3.5	0	2	0	0	0	11	42	.238	27	0-5
Law, Eric	7	10	0	3	13	1.0	2	0	0	0	0	4	23	.435	21	0-0
Noble, Jeremy	8	4	0	9	13	0.0	0	0	0	0	0	4	13	.308	8	1-1
Melaugh, Greg	5	9	0	0	9	0.0	0	0	0	0	0	4	20	.450	11	0-0
Adamson, Erik	6	5	0	1	6	0.0	0	0	0	0	0	5	14	.357	9	0-0
Holding, Cam	4	5	0	1	6	0.0	0	1	0	0	0	3	10	.500	7	0-0
Harbeson, Patrick	4	3	0	3	6	0.5	0	0	0	0	0	2	7	.429	4	0-0
Sebastiani, Dom	14	1	0	5	6	3.5	0	0	0	0	0	31	5	.200	3	2-11
Simon, Michael	14	1	1	3	5	3.0	0	0	0	0	0	32	14	.071	4	21-65
Bocklet, Matt	14	1	0	3	4	0.0	0	0	0	0	0	83	5	.200	4	0-0
Downing, Greg	7	2	0	1	3	0.5	0	0	0	0	0	17	8	.250	2	0-0
Dickson, David	4	1	0	2	3	3.0	0	0	0	0	0	5	5	.200	5	0-0
Taylor, Dan	2	1	0	1	2	0.0	0	0	0	0	0	1	5	.200	2	0-0
Molnar, Noah	11	1	0	1	2	2.5	0	0	0	0	0	19	9	.111	6	0-0
Kelly, Anthony	10	1	0	0	1	0.5	0	0	0	0	0	47	4	.250	1	169-298
Berg, Wes	2	1	0	0	1	0.0	0	0	0	0	0	0	5	.200	1	0-0
Clausen, Ken	12	0	0	1	1	4.0	0	0	0	0	0	45	1	.000	1	0-0
Snider, Geoff	1	0	0	0	0	0.0	0	0	0	0	0	0	0	.000	0	1-7
Schmidt, Max	14	0	0	0	0	3.0	0	0	0	0	0	40	1	.000	1	0-0
Schwartzman, Jesse	13	0	0	0	0	1.5	0	0	0	0	0	24	1	.000	0	0-0
Roy, Dillon	11	0	0	0	0	5.0	0	0	0	0	0	20	0	.000	0	0-0
O'Dougherty, Chris	10	0	0	0	0	3.5	0	0	0	0	0	19	0	.000	0	0-0
Rodriguez, Johnny	4	0	0	0	0	0.0	0	0	0	0	0	3	0	.000	0	0-0
Ward, Dillon	4	0	0	0	0	0.0	0	0	0	0	0	2	0	.000	0	0-0
Hiken, Brent	2	0	0	0	0	0.0	0	0	0	0	0	11	2	.000	1	30-56
Cometti, Luke	2	0	0	0	0	0.0	0	0	0	0	0	0	2	.000	1	0-0
Vedder, Ethan	1	0	0	0	0	0.0	0	0	0	0	0	0	0	.000	0	0-0
Licht, Ryan	1	0	0	0	0	2.0	0	0	0	0	0	1	0	.000	0	0-0
TOTALS:	14	198	4	106	308	43.5	16	15	0	0	7	523	613	.323	387	224-443

GOALIES	GP	MIN	W	L	GA	2pGA	GAA	SV	SV%
Schwartzman, Jesse	13	673:48	6	6	169	9	15.05	152	0.474
Ward, Dillon	4	105:42	1	0	20	1	11.35	16	0.444
Rodriguez, Johnny	4	62:19	0	1	14	1	13.48	9	0.391
TOTALS:	14	841:49	7	7	203	11	14.50	177	0.466

2015 OUTLAWS LEADERS AND RANKINGS

CATEGORY	PLAYER	No.	LEAGUE RK	TEAM	LEAGUE RANK
Pts.	Mi. Bocklet	48	7th	202	3rd
G	D. Snider	35	5th	198	2nd
A	J. Grant Jr.	18	T-7th	106	2nd
2pG	J. Sieverts	3	T-2nd	4	7th
GB	M. Bocklet	83	4th	523	1st
SOG	D. Snider	67	4th	387	7th
FO Pct.*	A. Kelly	.567	2nd	.506	2nd
Saves	J. Schwartzman	152	7th	177	8th
Save Pct.	J. Schwartzman	.474	8th	.466	8th
GAA	J. Schwartzman	15.05	8th	14.50	7th

*min. 200 FOA



2014 DENVER OUTLAWS RESULTS

2014 MLL STANDINGS

Team	W	L	GB	PCT	GF	GA	HOME	AWAY
Rochester	10	4	-	.714	193	165	6-1	4-3
Denver	9	5	1	.643	196	182	6-1	3-4
New York	9	5	1	.643	183	173	6-1	3-4
Ohio	8	6	2	.571	206	193	5-2	3-4
Boston	6	8	4	.429	189	192	4-3	2-5
Chesapeake	5	9	5	.357	166	179	3-4	2-5
Florida	5	9	5	.357	174	199	4-3	1-6
Charlotte	4	10	6	.286	162	186	4-3	0-7

POINTS

RK	Player	P
1	John Grant	54
2	Eric Law	52
3	Jeremy Sieverts	48

2014 HONORS AND AWARDS

Award	Player
MLL All-Star	Anthony Kelly
MLL All-Star	Eric Law
MLL All-Star	Jeremy Sieverts
MLL All-Star	Michael Simon
MLL All-Pro	John Grant Jr.
MLL All-Pro	Jeremy Sieverts
MLL All-Pro	Lee Zink
Defensive Player of the Week (Week 3)	Jesse Schwartzman
Defensive Player of the Week (Week 7)	Lee Zink
Defensive Player of the Week (Week 8)	Jesse Schwartzman
Defensive Player of the Week (Week 11)	Charlie Cipriano

GOALS

RK	Player	G
1	Eric Law	36
2	John Grant	28
3	Drew Snider	27

ASSISTS

RK	Player	A
1	John Grant	26
2	Jeremy Sieverts	18
3	Eric Law	16

2014 OUTLAWS SCHEDULE AND RESULTS

Date	Opponent	Score	Atten.
April 26	at Florida	14-10 (W)	1,208
May 4	Ohio	14-12 (W)	6,944
May 10	at Boston	10-9 OT (W)	9,066
May 17	Rochester	14-8 (W)	8,360
May 30	Charlotte	13-11 (W)	7,118
June 7	at Charlotte	15-18 (L)	5,099
June 14	New York	16-11 (W)	7,402
June 21	Chesapeake	9-6 (W)	6,008
June 29	at Rochester	14-19 (L)	1,346
July 4	Boston	13-17 (L)	29,718
July 20	Florida	13-10 (W)	7,136
July 26	at Ohio	22-23 OT (L)	2,961
July 31	at Chesapeake	18-16 (W)	6,176
Aug. 9	at New York	11-12 OT (L)	5,863
Aug. 16	New York^#	14-13 (W)	2,488
Aug. 23	Rochester%	12-11 (W)	8,149

Home games bold; ^Peter Barton Stadium; #MLL Semifinal; &MLL Championship

GROUND BALLS

RK	Player	GB
1	Anthony Kelly	63
2	Matt Bocklet	57
3	Jesse Schwartzman	22

SHOTS ON GOAL

RK	Player	SOG
1	Eric Law	62
2	John Grant	56
3	Jeremy Sieverts	51



2014 DENVER OUTLAWS (9-5)

PLAYERS	GP	G	2ptG	A	PTS	PIM	PPG	PPA	SHG	SHA	GWG	GB	S	SPCT	SOG	FO
Grant, John	12	28	0	26	54	2.5	1	5	0	0	1	9	80	.350	56	0-0
Law, Eric	14	36	0	16	52	2.0	2	1	0	0	1	9	72	.500	62	0-0
Sieverts, Jeremy	14	23	7	18	48	1.5	3	2	0	0	4	12	84	.274	51	0-0
Snider, Drew	13	27	0	5	32	1.0	2	1	0	0	0	17	78	.346	44	0-0
Bocklet, Chris	11	19	0	6	25	0.5	3	1	0	0	2	6	55	.345	37	0-0
Dickson, Curtis	5	11	0	5	16	0.0	0	0	0	0	1	1	37	.297	27	0-0
Pennington, Justin	13	12	0	2	14	1.5	2	1	0	0	0	12	41	.293	22	6-14
Greer, Zack	4	4	0	8	12	0.0	0	1	0	0	0	1	11	.364	7	0-0
Holding, Cam	7	5	0	3	8	0.0	0	0	0	0	0	7	12	.417	7	0-0
Kimener, Terry	8	3	0	5	8	1.0	0	0	0	0	0	5	15	.200	11	0-0
Flint, Cameron	7	5	0	2	7	0.5	0	0	0	0	0	4	20	.250	9	0-0
Dunster, Colin	6	5	0	1	6	0.0	0	0	0	0	0	4	17	.294	13	0-0
Simon, Michael	13	4	1	1	6	1.0	0	0	0	0	0	12	7	.571	6	0-0
Sebastiani, Domenic	14	3	0	1	4	2.0	0	0	0	0	0	21	8	.375	5	0-0
Bocklet, Matt	13	1	0	2	3	3.0	0	0	0	0	0	57	9	.111	4	0-0
Noble, Jeremy	6	0	0	3	3	2.0	0	0	0	0	0	7	7	0.00	3	0-0
Gibson, Matt	2	0	0	3	3	0.0	0	1	0	0	0	2	5	0.00	2	0-0
Kelly, Anthony	12	0	0	2	2	0.0	0	0	0	0	0	63	13	0.00	5	159-303
Hiken, Brent	5	1	0	0	1	0.0	0	0	0	0	0	11	1	1.000	1	26-76
Snow, Sam*	1	1	0	0	1	0.0	0	0	0	0	0	1	2	.500	1	0-0
Roy, Dillon	12	0	0	1	1	5.0	0	0	0	0	0	21	4	0.00	2	2-13
Molnar, Noah	2	0	0	1	1	0.0	0	0	0	0	0	0	0	0.00	0	0-0
Zink, Lee	14	0	0	0	0	2.5	0	0	0	0	0	12	0	0.00	0	0-0
Schwartzman, Jesse	13	0	0	0	0	1.0	0	0	0	0	0	22	1	0.00	0	0-0
ODougherty, Chris	12	0	0	0	0	9.0	0	0	0	0	0	18	2	0.00	1	0-0
Clausen, Ken	8	0	0	0	0	2.5	0	0	0	0	0	13	0	0.00	0	0-0
Cipriano, Charlie	6	0	0	0	0	0.0	0	0	0	0	0	6	0	0.00	0	0-0
Vedder, Ethan	5	0	0	0	0	0.0	0	0	0	0	0	10	1	0.00	1	0-0
Ellis, Terry	2	0	0	0	0	0.0	0	0	0	0	0	1	0	0.00	0	0-0
Froccaro, Jeff	1	0	0	0	0	0.0	0	0	0	0	0	1	0	0.00	0	0-3
Ferguson, Roger	1	0	0	0	0	0.0	0	0	0	0	0	3	0	0.00	0	0-0
Robarge, Stephen	1	0	0	0	0	0.0	0	0	0	0	0	1	0	0.00	0	3-5
Froccaro, Jeff	0	0	0	0	0	0.0	0	0	0	0	0	0	0	0.00	0	0-0
Smith, Joe	0	0	0	0	0	0.0	0	0	0	0	0	0	0	0.00	0	0-0
Groot, Dan	0	0	0	0	0	0.0	0	0	0	0	0	0	0	0.00	0	0-0
TOTALS:	14	188	8	111	307	39.5	13	13	0	0	9	369	582	.323	377	196-414

GOALIES	GP	MIN	W	L	GA	2pGA	GAA	SV	SV%
Schwartzman, Jesse	13	702:32	8	4	142	5	12.13	181	0.560
Cipriano, Charlie	6	142:28	1	1	34	1	14.32	35	0.507
TOTALS:	14	782:41	9	5	176	6	12.57	216	0.551

2014 OUTLAWS LEADERS AND RANKINGS

CATEGORY	PLAYER	No.	LEAGUE RK	TEAM	LEAGUE RANK
Pts.	J. Grant Jr.	54	T-3rd	196	2nd
G	E. Law	36	2nd	188	T-2nd
A	J. Grant Jr.	26	3rd	111	1st
2pG	J. Sieverts	7	1st	8	2nd
GB	A. Kelly	63	6th	369	8th
SOG	E. Law	62	6th	377	4th
FO Pct.*	A. Kelly	.525	2nd	.473	6th
Saves	J. Schwartzman	181	3rd	216	1st
Save Pct.	J. Schwartzman	.560	1st	.551	2nd
GAA	J. Schwartzman	12.13	4th	12.57	4th

*min. 200 FOA



2013 DENVER OUTLAWS RESULTS

2013 MLL STANDINGS

Team	W	L	GB	PCT	GF	GA	H	A
Denver	14	0	-	1.000	236	139	7-0	7-0
Chesapeake	9	5	5	.643	193	156	5-2	4-3
Hamilton	9	5	5	.643	180	178	5-2	4-3
Charlotte	7	7	7	.500	193	189	4-3	3-4
Rochester	6	8	8	.429	161	183	3-4	3-4
Boston	5	9	9	.357	183	217	3-4	2-5
New York	4	10	10	.286	150	180	3-4	1-6
Ohio	2	12	12	.143	133	187	1-6	1-6

2013 HONORS AND AWARDS

Award	Player
Brine Coach of the Year	Jim Stagnitta
Warrior Defensive Player of the Year	Lee Zink
Warrior Goalie of the Year	Jesse Schwartzman
Warrior Most Improved Player	Drew Snider
Lacrosse.com All-MLL	Chris Bocklet
Lacrosse.com All-MLL	Brendan Mundorf
Lacrosse.com All-MLL	Jesse Schwartzman
Lacrosse.com All-MLL	Jeremy Sieverts
Lacrosse.com All-MLL	Lee Zink
MLL All-Star	Chris Bocklet
MLL All-Star	Zack Greer
MLL All-Star	Anthony Kelly
MLL All-Star	Jesse Schwartzman
MLL All-Star	Jeremy Sieverts
MLL All-Star	Drew Snider
MLL All-Star	Brendan Mundorf
MLL All-Star	Lee Zink
Defensive Player of the Week (Week 3)	Jesse Schwartzman
Defensive Player of the Week (Week 4)	Lee Zink
Defensive Player of the Week (Week 9)	Jesse Schwartzman
Defensive Player of the Week (Week 12)	Lee Zink
Defensive Player of the Week (Week 14)	Jesse Schwartzman
Rookie of the Week (Week 6)	Eric Law
Rookie of the Week (Week 7)	Eric Law

2013 OUTLAWS SCHEDULE AND RESULTS

Date	Opponent	Score	Atten.
April 27	at Charlotte	21-16 (W)	3,192
May 4	at Ohio	13-8 (W)	4,318
May 11	at Boston	14-10 (W)	8,353
May 18	Rochester	20-7 (W)	6,914
May 31	Boston	24-14 (W)	5,687
June 8	Hamilton	22-9 (W)	4,796
June 15	at Chesapeake	13-9 (W)	8,539
June 22	Ohio	19-5 (W)	5,024
June 29	Charlotte	17-11 (W)	4,588
July 4	New York	16-7 (W)	31,019[^]
July 20	at Rochester	12-9 (W)	1,031
July 27	Chesapeake	14-12 (W)	8,235
Aug. 4	at New York	13-10 (W)	5,097
Aug. 10	at Hamilton	18-12 (W)	1,374
Aug. 24	Charlotte#	17-14 (L)	-

Home games bold; #MLL Semifinal

POINTS

RK	Player	PTS
1	Chris Bocklet	55
2	Drew Snider	46
3	Jeremy Sieverts	44

GOALS

RK	Player	G
1	Chris Bocklet	42
2	Drew Snider	31
3	Jeremy Sieverts	27

ASSISTS

RK	Player	AST
1	Brendan Mundorf	18
2	Terry Kimener	15
	Drew Snider	14

GROUND BALLS

RK	Player	GB
1	Matt Bocklet	72
1	Anthony Kelly	59
2	Justin Pennington	39

SHOTS ON GOAL

RK	Player	SOG
1	Chris Bocklet	69
2	Jeremy Sieverts	58
3	Drew Snider	54



2013 DENVER OUTLAWS (14-0)

PLAYERS	GP	G	2ptG	A	PTS	PIM	PPG	PPA	SHG	SHA	GWG	GB	S	SPCT	SOG	FO
Bocklet, C.	14	42	0	13	55	1.5	9	1	0	0	1	20	98	.429	69	0-1
Snider, D.	14	31	1	14	46	1.0	6	3	0	0	1	30	90	.344	54	0-0
Sieverts, J.	13	27	6	11	44	2.0	2	2	0	0	1	10	85	.318	58	0-0
Mundorf, B.	11	23	0	18	41	4.0	2	4	0	0	2	9	83	.277	48	0-0
Law, E.	9	24	1	9	34	0.0	2	4	1	0	2	8	38	.632	33	0-0
Kimener, T.	13	17	0	15	32	0.5	0	0	0	0	2	12	49	.347	25	0-0
Greer, Z.	11	18	0	10	28	2.0	1	4	0	0	2	12	55	.327	37	0-0
Boltus, J.	10	10	0	6	16	1.5	1	1	0	0	1	3	17	.588	15	0-0
Turri, J.	14	9	2	4	15	2.0	0	0	0	0	1	9	30	.300	13	0-0
Pennington, J.	14	10	0	4	14	4.5	0	0	0	0	1	39	26	.385	14	0-0
Mangan, W.	11	8	0	3	11	1.5	1	2	0	0	0	11	36	.222	18	0-0
Kelly, A.	14	5	0	0	5	1.0	0	0	0	0	0	59	16	.313	11	195-354
Roy, D.	14	0	0	4	4	5.0	0	0	0	0	0	23	4	.000	4	6-23
Bocklet, M.	14	2	0	1	3	0.5	0	0	0	1	0	72	13	.154	9	0-0
Bocklet, Matt	13	1	0	2	3	3.0	0	0	0	0	0	57	9	.111	4	0-0
Schwartzman, J.	14	0	0	1	1	2.0	0	0	0	0	0	30	1	.000	0	0-0
Downing, G.	5	0	0	1	1	0.5	0	0	0	0	0	3	4	.000	2	0-0
Ferguson, R.	4	0	0	1	1	0.0	0	0	0	0	0	14	1	.000	0	0-0
Vedder, E.	4	0	0	1	1	0.0	0	0	0	0	0	6	0	.000	0	0-0
Guadagnolo, T.	3	0	0	1	1	0.0	0	0	0	0	0	2	0	.000	0	0-0
Zink, L.	14	0	0	0	0	5.5	0	0	0	0	0	21	0	.000	0	0-0
Molnar, Noah	2	0	0	1	1	0.0	0	0	0	0	0	0	0	0.00	0	0-0
Zink, Lee	14	0	0	0	0	2.5	0	0	0	0	0	12	0	0.00	0	0-0
ODougherty, C.	11	0	0	0	0	2.5	0	0	0	0	0	23	0	.000	0	0-0
Megill, B.	9	0	0	0	0	0.0	0	0	0	0	0	26	5	.000	1	0-0
Cipriano, C.	6	0	0	0	0	0.0	0	0	0	0	0	4	0	.000	0	0-0
Robarge, S.	4	0	0	0	0	0.0	0	0	0	0	0	8	2	.000	1	18-37
Snow, S.	2	0	0	0	0	0.0	0	0	0	0	0	2	4	.000	1	0-0
Carr, L.	2	0	0	0	0	0.0	0	0	0	0	0	2	0	.000	0	0-0
Thompson, M.	2	0	0	0	0	0.0	0	0	0	0	0	0	0	.000	0	0-0
Schoeffel, S.	1	0	0	0	0	0.0	0	0	0	0	0	0	0	.000	0	0-0
Compitello, T.	1	0	0	0	0	0.0	0	0	0	0	0	0	0	.000	0	0-0
Martin, E.	1	0	0	0	0	1.5	0	0	0	0	0	3	0	.000	0	0-0
TOTALS:	14	226	10	117	353	39	24	21	1	1	14	461	657	.344	413	219-413

GOALIES	GP	MIN	W	L	GA	2pGA	GAA	SV	SV%
Schwartzman, Jesse	14	769:30	14	0	124	3	9.67	184	0.597
Cipriano, Charlie	6	70:30	0	0	12	0	10.2	20	0.625
TOTALS:	14	840:00	14	0	136	3	9.71	204	0.600

2013 OUTLAWS LEADERS AND RANKINGS

CATEGORY	PLAYER	No.	LEAGUE RK	TEAM	LEAGUE RANK
PTS	C. Bocklet	55	T-1st	236	1st
G	C. Bocklet	42	1st	226	1st
A	Mundorf	18	T-6th	117	1st
GB	M. Bocklet	72	5th	461	T-2nd
2PG	Sieverts	6	T-2nd	10	T-3rd
SOG	C. Bocklet	69	3rd	413	1st
FO PCT	Kelly	.551	3rd	.528	3rd
SAVES	Schwartzman	184	2nd	204	3rd
SAVE PCT	Schwartzman	.597	1st	.600	1st
GAA	Schwartzman	9.7	1st	9.7	1st



2012 DENVER OUTLAWS RESULTS

2012 MLL STANDINGS

Team	W	L	GB	PCT	GF	GA	H	A
Denver	11	3	-	.786	229	168	5-2	6-1
Chesapeake	10	4	1	.714	202	156	5-2	5-2
Boston	9	5	2	.643	217	172	5-2	4-3
Long Island	8	6	3	.571	178	174	5-2	3-4
Rochester	7	7	4	.500	170	184	5-2	2-5
Charlotte	5	9	6	.357	160	214	3-4	2-5
Hamilton	4	10	7	.286	172	210	2-5	2-5
Ohio	2	12	9	.143	175	225	1-6	1-6

2012 HONORS AND AWARDS

Award	Player
Bud Light MLL MVP	Brendan Mundorf
Warrior Defensive Player of the Year	Lee Zink
Warrior Most Improved Player	Jeremy Sieverts
Lacrosse.com All-MLL	Brendan Mundorf
Lacrosse.com All-MLL	Lee Zink
MLL All-Star	Brendan Mundorf
MLL All-Star	Peet Poillon
MLL All-Star	Jesse Schwartzman
MLL All-Star	Jeremy Sieverts
MLL All-Star	Lee Zink
Offensive Player of the Week (Week 1)	Jeremy Sieverts
Offensive Player of the Week (Week 7)	Brendan Mundorf
Offensive Player of the Week (Week 11)	Brendan Mundorf
Defensive Player of the Week (Week 2)	Jesse Schwartzman
Defensive Player of the Week (Week 14)	Jesse Schwartzman
Rookie of the Week (Week 3)	Stephen Robarge
Rookie of the Week (Week 5)	Mark Matthews
Rookie of the Week (Week 6)	Chris Bocklet
Rookie of the Week (Week 9)	Chris Bocklet
Rookie of the Week (Week 10)	Mark Matthews
Rookie of the Week (Week 12)	Mark Matthews
Rookie of the Week (Week 13)	Mark Matthews

2012 OUTLAWS SCHEDULE AND RESULTS

Date	Opponent	Score	Atten.
April 28	at Charlotte	21-12 (W)	6,734
May 5	Hamilton	15-6 (W)	3,946
May 12	Long Island	19-11 (W)	4,129
May 19	Boston	17-10 (L)	4,935
June 2	Chesapeake	18-16 (L)	3,125
June 9	at Ohio	16-8 (W)	3,755
June 16	Rochester	16-12 (W)	8,044
June 23	at Long Island	14-8 (L)	2,819
July 4	Ohio	17-13 (W)	30,128
July 14	Charlotte	21-7 (W)	5,164
July 19	at Boston	17-13 (W)	5,107
July 28	at Hamilton	21-12 (W)	1,612
Aug. 4	at Rochester	17-12 (W)	4,068
Aug. 11	at Chesapeake	15-13 (W)	10,420
Aug. 25	Long Island#	13-12 (W)	-
Aug. 26	Chesapeake^	16-6 (L)	7,384

Home games bold and caps; #MLL Semifinal ^MLL Championship

POINTS

RK	Player	PTS
1	Brendan Mundorf	59
2	Jeremy Sieverts	40
	Peet Poillon	40

GOALS

RK	Player	G
1	Brendan Mundorf	32
2	Jordan McBride	29
3	Jeremy Sieverts	26

ASSISTS

RK	Player	AST
1	Brendan Mundorf	27
2	Terry Kimener	18
	Peet Poillon	13

GROUND BALLS

RK	Player	GB
1	Anthony Kelly	59
1	Matt Bocklet	58
2	Dillon Roy	52

SHOTS ON GOAL

RK	Player	SOG
1	Brendan Mundorf	66
2	Jeremy Sieverts	49
3	Peet Poillon	39



2012 DENVER OUTLAWS (11-3)

PLAYERS	GP	G	2ptG	A	PTS	PIM	PPG	PPA	SHG	SHA	GWG	GB	S	SPCT	SOG	FO
Mundorf, Brendan	12	32	0	27	59	5	1	7	1	0	2	15	104	.308	66	0-0
Sieverts, Jeremy	14	26	7	7	40	5	3	1	0	0	3	14	85	.306	49	0-0
Poillon, Peet	11	24	3	13	40	3	2	2	0	0	2	13	70	.343	39	0-1
McBride, Jordan	11	29	0	9	38	0	3	0	0	0	1	10	62	.468	44	0-0
Kimener, Terry	14	17	1	18	36	2.5	0	2	0	0	1	16	60	.283	30	0-0
Matthews, Mark	9	19	0	9	28	0	4	1	0	0	1	9	48	.396	33	0-0
Bocklet, Chris	7	17	0	3	20	0	0	0	0	0	1	9	31	.548	23	0-0
Sims, Josh	10	13	0	3	16	1.5	1	1	2	0	0	7	36	.361	22	0-0
Snider, Drew	10	10	1	1	12	.5	0	0	0	0	0	40	19	.526	15	0-0
Pennington, Justin	12	8	0	3	11	1.5	0	0	0	0	0	32	13	.615	11	27-67
Bocklet, Matt	13	3	0	5	8	2	0	0	0	0	0	58	13	.231	5	0-0
Yevoli, Joe	2	3	1	2	6	.5	1	1	0	0	0	3	6	.500	5	0-0
Cittadino, Casey	14	2	0	4	6	8.5	0	0	0	0	0	12	7	.286	3	0-0
Briggs, Colin	8	2	0	4	6	0	0	0	0	0	0	10	14	.143	7	0-0
Hoff, Ryan	2	4	0	0	4	0	1	0	0	0	0	2	14	.286	10	0-0
Kelly, Anthony	5	1	0	3	4	0	0	0	0	0	0	36	5	.200	2	87-149
Pastirik, Christian	3	3	0	0	3	0	0	0	0	0	0	0	11	.273	6	0-0
Giannone, Steve	4	0	0	3	3	0	0	0	0	0	0	3	9	.000	5	0-0
Holmes, Steven	11	2	0	0	2	1	0	0	0	0	0	14	6	.333	4	0-0
Watkins, Nate	4	1	0	0	1	1	0	0	0	0	0	2	2	.500	2	0-0
Schwartzman, Jesse	14	0	0	1	1	0	0	0	0	1	0	45	0	.000	0	0-0
Mezzanotte, Peter	1	0	0	1	1	0	0	0	0	0	0	1	0	.000	0	0-0
Roy, Dillon	14	0	0	0	0	8.5	0	0	0	0	0	52	2	.000	2	15-34
Zink, Lee	13	0	0	0	0	5.5	0	0	0	0	0	17	0	.000	0	0-0
Cocchi, Dan	4	0	0	0	0	1	0	0	0	0	0	11	0	.000	0	0-0
ODougherty, Chris	6	0	0	0	0	2	0	0	0	0	0	3	1	.000	0	0-0
Mattes, Chris	6	0	0	0	0	0	0	0	0	0	0	14	1	.000	1	50-117
Bernier, Matt	4	0	0	0	0	.5	0	0	0	0	0	14	0	.000	0	0-0
Celentani, Tom	3	0	0	0	0	0	0	0	0	0	0	3	0	.000	0	0-0
Fullerton, Adam	2	0	0	0	0	0	0	0	0	0	0	1	0	.000	0	0-0
Robarge, Stephen	2	0	0	0	0	0	0	0	0	0	0	8	0	.000	0	26-56
Cipriano, Charlie	2	0	0	0	0	0	0	0	0	0	0	0	0	.000	0	0-0
Brown, Ben	2	0	0	0	0	0	0	0	0	0	0	0	0	.000	0	0-0
Ellis III, Long	2	0	0	0	0	0	0	0	0	0	0	4	0	.000	0	0-0
Vaughan, Kevin	2	0	0	0	0	0	0	0	0	0	0	1	1	.000	1	0-0
Bokmeyer, Justin	1	0	0	0	0	0	0	0	0	0	0	0	1	.000	0	0-0
Vlahakis, Peter	1	0	0	0	0	0	0	0	0	0	0	0	0	.000	0	0-3
Godfrey, Nolan	1	0	0	0	0	0	0	0	0	0	0	0	0	.000	0	0-3
Martin, Eric	1	0	0	0	0	0	0	0	0	0	0	3	0	.000	0	0-0
Lay, Andrew	1	0	0	0	0	0	0	0	0	0	0	0	0	.000	0	0-0
TOTALS:	14	216	13	116	345	49.5	16	15	3	1	11	482	621	.348	385	205-430

GOALIES	GP	MIN	W	L	GA	2pGA	GAA	SV	SV%
Schwartzman, Jesse	14	810:42	11	3	149	11	11.0	175	0.540
Cipriano, Charlie	2	14:07	0	0	4	0	17.0	6	0.600
Fullerton, Adam	2	12:39	0	0	3	0	14.2	4	0.571
Brown, Ben	1	2:32	0	0	1	0	23.7	1	0.500
TOTALS:	14	840:00	11	3	157	11	11.2	186	0.542

2012 OUTLAWS LEADERS AND RANKINGS

CATEGORY	PLAYER	No.	LEAGUE RK	TEAM	LEAGUE RANK
PTS	Mundorf	59	2nd	345	1st
G	Mundorf	32	2nd	216	1st
A	Mundorf	27	4th	116	2nd
GB	Kelly	59	T-6th	482	3rd
2PG	Sieverts	7	T-4th	13	T-4th
SOG	Mundorf	66	3rd	385	3rd
FO PCT	Kelly	.536	5th	.477	5th
SAVES	Schwartzman	175	4th	186	3rd
SAVE PCT	Schwartzman	.540	3rd	.542	4th
GAA	Schwartzman	11.0	2nd	11.2	2nd



2011 DENVER OUTLAWS RESULTS

2011 MLL STANDINGS

Team	W	L	GB	PCT	GF	GA	H	A
Boston	9	3	-	.750	173	142	4-2	5-1
Denver	7	5	2	.583	156	135	2-4	5-1
Hamilton	7	5	2	.583	155	150	2-4	5-1
Chesapeake	6	6	3	.500	139	162	2-4	4-2
Long Island	5	7	4	.417	138	151	3-3	2-4
Rochester	2	10	7	.167	143	164	1-5	1-5

2011 HONORS AND AWARDS

Award	Player
All-MLL	Brendan Mundorf
MLL All-Star	Eric Martin
MLL All-Star	Brendan Mundorf
MLL All-Star	Peet Poillon
MLL All-Star	Jesse Schwartzman
MLL All-Star	Max Seibald
MLL All-Star	Drew Westervelt
MLL All-Star	Lee Zink
Offensive Player of the Week (Week 1)	Brendan Mundorf
Offensive Player of the Week (Week 5)	Brendan Mundorf
Offensive Player of the Week (Week 12)	Brendan Mundorf
Defensive Player of the Week (Week 2)	Jesse Schwartzman
Defensive Player of the Week (Week 3)	Jesse Schwartzman
Rookie of the Week (Week 3)	Billy Bitter

2011 OUTLAWS SCHEDULE AND RESULTS

Date	Opponent	Score	Atten.
May 14	Hamilton	18-10 (W)	9,993
May 21	at Boston	13-12 (W)	8,317
June 3	at Long Island	11-10 (W)	2,782
June 11	Chesapeake	16-15 OT (L)	12,548
June 18	at Hamilton	15-7 (W)	1,047
June 25	Long Island	18-11 (W)	10,142
July 3	Boston	15-12 (L)	27,184
July 16	Rochester	9-8 (L)	6,318
July 23	at Rochester	15-8 (L)	5,107
July 30	Boston	10-9 (L)	7,804
Aug. 6	at Long Island	14-11 (W)	3,082
Aug. 13	at Chesapeake	15-9 (W)	8,517
Aug. 27	#Hamilton	11-9 (L)	-

Home games bold and caps; #MLL Semifinal

POINTS

RK	Player	PTS
1	Brendan Mundorf	45
2	Drew Westervelt	32
3	Peet Poillon	25

GOALS

RK	Player	G
1	Brendan Mundorf	30
2	Drew Westervelt	23
3	Peet Poillon	20

ASSISTS

RK	Player	AST
1	Brendan Mundorf	15
2	Bill McGlone	8
	Drew Westervelt	8

GROUND BALLS

RK	Player	GB
1	Andrew Hennessey	49
2	Matt Bocklet	47
3	Kevin Unterstein	30

SHOTS ON GOAL

RK	Player	SOG
1	Brendan Mundorf	55
2	Drew Westervelt	48
3	Peet Poillon	44



2011 DENVER OUTLAWS (7-5)

PLAYERS	GP	G	2ptG	A	PTS	PIM	PPG	PPA	SHG	SHA	GWG	GB	S	SPCT	SOG	FO
Mundorf, Brendan	11	30	0	15	45	6	1	6	3	0	0	23	89	0.337	55	0-0
Westervelt, Drew	10	23	1	8	32	3	7	3	0	0	2	19	69	0.333	48	0-0
Poillon, Peet	12	20	1	4	25	1	1	1	0	0	1	13	87	0.230	44	0-0
Seibald, Max	9	12	3	2	17	1.5	2	0	0	0	0	13	43	0.279	30	0-0
McGlone, Bill	7	9	0	8	17	0	0	2	0	0	0	3	38	0.237	23	0-0
Bitter, Billy	9	12	0	4	16	3	2	0	0	0	1	18	39	0.308	23	0-0
Martin, Connor	5	10	0	3	13	0.5	1	0	0	0	1	5	21	0.476	14	0-0
Langtry, Brian	8	6	0	6	12	4.5	3	2	0	0	0	6	28	0.214	20	1-1
Kimener, Terry	6	6	0	5	11	0.5	0	0	0	0	2	6	21	0.286	14	0-0
Watkins, Nate	12	2	0	5	7	2.5	0	0	0	1	0	9	9	0.222	5	0-0
DeLaney, Sean	7	4	0	1	5	0	0	1	0	0	0	3	14	0.286	8	0-0
Bocklet, Matt	12	1	0	4	5	1	0	0	0	0	0	47	6	0.167	3	0-0
Iannucci, Athan	1	3	1	0	4	3	1	0	0	0	0	1	7	0.429	3	0-0
Park, Jarett	9	3	0	0	3	4.5	0	0	0	0	0	6	4	0.750	4	0-0
Holmes, Steve	10	2	0	1	3	2	0	0	0	0	0	13	5	0.400	5	0-0
Giannone, Steve	3	2	0	1	3	0.5	0	0	0	0	0	5	6	0.333	4	0-0
Roy, Dillon	12	1	0	1	2	1	0	0	0	0	0	21	6	0.167	4	0-3
Unterstein, Kevin	9	1	0	1	2	7	0	0	0	0	0	30	6	0.167	3	4-5
Martin, Eric	6	1	0	0	1	9	0	0	0	0	0	24	3	0.333	1	0-0
Dalton, Will	2	1	0	0	1	0	0	0	0	0	0	5	1	1.000	1	14-55
Bokmeyer, Justin	1	1	0	0	1	0.5	0	0	0	0	0	0	2	0.500	1	0-0
Schwartzman, Jesse	12	0	0	0	0	2	0	0	0	0	0	26	0	0.000	0	0-0
Zink, Lee	10	0	0	0	0	2	0	0	0	0	0	28	1	0.000	1	0-0
Hennessey, Andrew	10	0	0	0	0	0.5	0	0	0	0	0	49	7	0.000	3	142-255
Schmidt, Brett	7	0	0	0	0	1	0	0	0	0	0	14	1	0.000	0	0-0
Cittadino, Casey	5	0	0	0	0	0.5	0	0	0	0	0	2	4	0.000	2	0-0
McCarthy, Sean	4	0	0	0	0	0	0	0	0	0	0	3	0	0.000	0	0-0
Ghitelman, Adam	3	0	0	0	0	0	0	0	0	0	0	2	0	0.000	0	0-0
Thompson, Mikey	2	0	0	0	0	0	0	0	0	0	0	1	0	0.000	0	0-0
Cranston, Ryan	2	0	0	0	0	0	0	0	0	0	0	0	8	0.000	4	0-0
Lay, Andrew	1	0	0	0	0	0	0	0	0	0	0	0	0	0.000	0	0-0
Fullerton, Adam	1	0	0	0	0	0	0	0	0	0	0	3	0	0.000	0	0-0
Brown, Ben	1	0	0	0	0	0	0	0	0	0	0	0	0	0.000	0	0-0
Podgajny, Mike	1	0	0	0	0	0	0	0	0	0	0	0	4	0.000	0	0-0
McFadyen, Ryan	1	0	0	0	0	0.5	0	0	0	0	0	2	0	0.000	0	0-0
TOTALS:	12	150	6	69	225	57.5	18	15	3	1	7	400	529	0.284	323	161-319

GOALIES	GP	MIN	W	L	GA	2pGA	GAA	SV	SV%
Schwartzman, Jesse	12	622:21	6	5	109	10	9.87	142	.566
Ghitelman, Adam	3	39:26	0	0	8	2	12.17	6	.429
Brown, Ben	1	3:59	0	0	1	0	15.06	0	.000
Fullerton, Adam	1	15:21	1	0	5	0	19.54	2	.286
TOTALS:	12	681:07	7	5	123	12	10.25	150	.549

2011 OUTLAWS LEADERS AND RANKINGS

CATEGORY	PLAYER	No.	LEAGUE RK	TEAM	LEAGUE RANK
PTS	Mundorf	45	3rd	225	3rd
G	Mundorf	30	T-1st	150	3rd
A	Mundorf	15	T-5th	69	5th
GB	Hennessey	49	7th	400	2nd
2PG	Seibald	3	8th	6	5th
PIM	E. Martin	9:00	2nd	57:30	3rd
SOG	Mundorf	55	5th	323	3rd
FO PCT	Hennessey	.557	2nd	.505	3rd
SAVES	Schwartzman	142	4th	150	6th
SAVE PCT	Schwartzman	.566	2nd	.549	4th
GAA	Schwartzman	9.9	1st	11.1	1st



2010 DENVER OUTLAWS RESULTS

2010 MLL STANDINGS

Team	W	L	GB	PCT	GF	GA	H	A
Denver	8	4	-	.667	158	148	5-1	3-3
Boston	8	4	-	.667	174	141	5-1	3-3
Long Island	7	5	1	.583	141	139	4-2	3-3
Chesapeake	6	6	2	.500	161	158	3-3	3-3
Chicago	4	8	4	.333	157	171	3-3	1-5
Toronto	3	9	5	.250	132	166	1-5	2-4

POINTS

RK	Player	PTS
1	Brendan Mundorf	38
2	Drew Westervelt	32
3	Max Seibald	30
	Dan Hardy	30

2010 HONORS AND AWARDS

Award	Player
All-MLL	Matt Bocklet
All-MLL	Max Seibald
All-MLL	Lee Zink
MLL All-Star	Matt Bocklet
MLL All-Star	Dan Hardy
MLL All-Star	Jesse Schwartzman
MLL Team USA	Adam Fullerton
MLL Team USA	Eric Martin
MLL Team USA	Brendan Mundorf
MLL Team USA	Max Seibald
MLL Team USA	Drew Westervelt
MLL Team USA	Lee Zink
Offensive Player of the Week (Week 12)	Brendan Mundorf
Offensive Player of the Week (Week 5)	Matt Brown
Offensive Player of the Week (Week 2)	Max Seibald
Defensive Player of the Week (Week 8)	Matt Bocklet
Rookie of the Week (Week 10)	Connor Martin
Rookie of the Week (Week 8)	Andrew Hennessey

GOALS

RK	Player	G
1	Brendan Mundorf	22
	Matt Brown	22
3	Max Seibald	20

ASSISTS

RK	Player	AST
1	Brendan Mundorf	16
2	Dan Hardy	14
3	Drew Westervelt	11

2010 OUTLAWS SCHEDULE AND RESULTS

Date	Opponent	Score	Atten.
May 15	at Boston	16-13 (L)	9,841
May 22	Long Island	13-10 (W)	12,323
May 29	Toronto	15-12 (W)	6,123
June 5	at Long Island	15-10 (W)	3,016
June 12	at Boston	17-12 (L)	6,090
June 19	at Chesapeake	20-16 (W)	3,483
June 25	at Chicago	18-14 (L)	2,722
July 4	Chesapeake	12-10 (W)	23,433
July 10	at Toronto	15-14 OT (W)	2,834
July 24	Chicago	15-11 (W)	7,982
July 31	Boston	16-5 (L)	7,523
Aug. 7	Chicago	18-8 (W)	7,285
Aug. 21	#Long Island	16-12 (L)	6,319

Home games bold and caps; #MLL Semifinal

GROUND BALLS

RK	Player	GB
1	Matt Bocklet	59
2	Eric Martin	37
3	Kevin Unterstein	26
	Lee Zink	26

SHOTS ON GOAL

RK	Player	SOG
1	Drew Westervelt	42
2	Brendan Mundorf	38
	Max Seibald	38



2010 DENVER OUTLAWS (8-4)

PLAYERS	GP	G	2ptG	A	PTS	PIM	PPG	PPA	SHG	SHA	GWG	GB	S	SPCT	SOG	FO
Mundorf, Brendan	11	22	0	16	38	4	4	5	1	0	2	15	83	.265	38	0-0
Westervelt, Drew	11	18	3	11	32	3.5	4	1	0	0	1	14	64	.281	42	0-0
Seibald, Max	9	20	2	8	30	4	2	1	0	0	0	22	65	.308	38	0-0
Hardy, Dan	10	15	1	14	30	0	2	5	0	0	0	3	45	.333	28	0-1
Brown, Matt	11	22	1	3	26	1	3	0	0	0	1	6	55	.400	37	0-0
Langtry, Brian	10	11	1	10	22	2.5	0	1	0	0	0	3	42	.262	24	0-0
DeLaney, Sean	8	9	1	3	13	0	0	0	0	0	1	9	32	.281	23	0-0
Hopmann, Alex	8	11	0	1	12	0	0	0	0	0	2	3	32	.344	19	0-0
Bocklet, Matt	12	6	0	4	10	1	0	0	0	0	0	59	14	.429	11	0-0
Giannone, Steve	8	7	0	2	9	1	0	0	0	0	1	13	32	.219	24	0-0
Watkins, Nate	12	3	0	4	7	6	0	0	1	0	0	16	11	.273	8	0-0
Martin, Eric	10	3	0	2	5	16	0	0	1	0	0	37	8	.375	6	0-0
Martin, Connor	2	3	0	1	4	0	0	0	0	0	0	3	11	.273	6	0-0
Cittadino, Casey	12	2	0	1	3	3	0	0	0	0	0	6	5	.400	3	0-0
Murray, Joey	6	2	0	1	3	2	1	0	0	0	0	5	25	.080	10	0-0
Unterstein, Kevin	11	1	0	1	2	3	0	0	0	0	0	26	3	.333	2	2-5
Hennessey, Andrew	6	1	0	0	1	0.5	0	0	0	0	0	17	1	.000	1	83-175
Roy, Dillon	4	1	0	0	1	0	0	0	0	0	0	8	3	.333	3	0-1
Vedder, Ethan	2	0	0	1	1	0	0	0	0	0	0	4	1	.000	0	0-0
Loftus, Brendan	2	1	0	0	1	0	0	0	0	0	0	0	3	.333	0	0-0
Zink, Lee	12	0	0	0	0	3.5	0	0	0	0	0	26	0	.000	0	0-0
Clausen, Ken	8	0	0	0	0	0	0	0	0	0	0	16	2	.000	1	0-0
Schwartzman, Jesse	11	0	0	0	0	1	0	0	0	0	0	14	0	.000	0	0-0
Dalton, Will	6	0	0	0	0	0	0	0	0	0	0	10	1	.000	1	64-140
McFadyen, Ryan	5	0	0	0	0	1	0	0	0	0	0	6	0	.000	0	0-0
McCarthy, Sean	3	0	0	0	0	1	0	0	0	0	0	6	0	.000	0	0-0
Walterhoefer, Shane	1	0	0	0	0	0	0	0	0	0	0	5	0	.000	0	17-30
ODougherty, Chris	4	0	0	0	0	0.5	0	0	0	0	0	3	0	.000	0	0-0
Fullerton, Adam	4	0	0	0	0	0	0	0	0	0	0	1	0	.000	0	0-0
Christopher, Brian	1	0	0	0	0	3	0	0	0	0	0	1	1	.000	0	0-0
Romero, Rocco	3	0	0	0	0	0	0	0	0	0	0	0	0	.000	0	0-0
TOTALS:	12	158	9	83	250	57	16	13	3	0	8	357	539	0.293	328	166-352

GOALIES	GP	MIN	W	L	GA	2pGA	GAA	SV	SV%
Schwartzman, Jesse	11	600:17	8	3	124	9	12.39	140	.530
Fullerton, Adam	4	120:31	0	1	24	1	11.95	29	.547
TOTALS:	12	-	8	4	148	10	12.33	169	.533

2010 OUTLAWS LEADERS AND RANKINGS

CATEGORY	PLAYER	No.	LEAGUE RK	TEAM	LEAGUE RANK
PTS	Mundorf	38	4th	250	2nd
G	Brown/Mundorf	22	T-5th	158	3rd
A	Mundorf	16	3rd	83	2nd
GB	Bocklet	59	2nd	357	T-3rd
2PG	Westervelt	3	7th	9	T-3rd
PIM	E. Martin	16:00	2nd	57:00	3rd
SOG	Westervelt	42	T-6th	328	4th
FO PCT	Dalton	.457	8th	.472	5th
SAVES	Schwartzman	140	4th	.530	5th
SAVE PCT	Schwartzman	.530	5th	.533	4th
GAA	Schwartzman	12.4	4th	12.3	3rd



2009 DENVER OUTLAWS RESULTS

2009 MLL STANDINGS

Team	W	L	GB	PCT	GF	GA	H	A
Denver	9	3	-	.750	166	138	4-2	5-1
Toronto	7	5	2	.583	184	172	4-2	3-3
Boston	6	6	3	.500	173	150	3-3	3-3
Long Island	6	6	3	.500	125	144	3-3	3-3
Washington	5	7	4	.417	148	175	2-4	3-3
Chicago	3	9	6	.250	159	176	2-4	1-5

2009 HONORS AND AWARDS

Award	Person
Goalkeeper of the Year.....	Jesse Schwartzman
Coach of the Year.....	Brian Reese
Rookie of the Year.....	Dan Hardy
All-MLL.....	Matt Bocklet
All-MLL.....	Brendan Mundorf
All-MLL.....	Lee Zink
All-MLL.....	Jesse Schwartzman
Offensive Player of the Week (Week 6).....	Dan Hardy
Offensive Player of the Week (Week 2).....	Brendan Mundorf
Defensive Player of the Week (Week 11).....	Jesse Schwartzman
Defensive Player of the Week (Week 6).....	Jesse Schwartzman
Defensive Player of the Week (Week 5).....	Jesse Schwartzman
MLL All-Star.....	Brendan Mundorf
MLL All-Star.....	Brian Langtry
MLL All-Star.....	Kyle Harrison
MLL All-Star.....	Drew Westervelt
MLL All-Star.....	Max Seibald
MLL All-Star.....	Matthew Bocklet
MLL All-Star.....	Jesse Schwartzman
MLL All-Star.....	Brian Reese

2009 OUTLAWS SCHEDULE AND RESULTS

Date	Opponent	Score	Atten.
May 16	Chicago	13-11 (L)	9,340
May 22	at Boston	15-14 (W)	6,512
May 30	Washington	20-16 (W)	6,022
June 7	at Chicago	15-11 (W)	3,265
June 13	Long Island	16-9 (W)	7,982
June 20	Toronto	15-8 (W)	8,216
June 27	at Toronto	20-16 (W)	3,791
July 4	Boston	17-16 (L)	21,952
July 18	at Washington	11-8 (W)	5,152
July 25	Long Island	12-7 (W)	7,252
Aug. 1	at Long Island	13-9 (W)	4,612
Aug. 8	at Toronto	16-10 (L)	3,635
Aug. 22	#Boston	11-10 (W)	6,720
Aug. 23	%Toronto	10-9 (L)	7,003

Home games bold; #MLL Semifinal; %MLL Championship

POINTS

RK	Player	PTS
1	Drew Westervelt	46
2	Brendan Mundorf	44
3	Matt Brown	30

GOALS

RK	Player	G
1	Brendan Mundorf	34
2	Drew Westervelt	27
3	Matt Brown	24

ASSISTS

RK	Player	AST
1	Drew Westervelt	17
2	Brendan Mundorf	14
	Brian Langtry	14

GROUND BALLS

RK	Player	GB
1	Matt Bocklet	42
2	Max Seibald	28
3	Lee Zink	26

SHOTS ON GOAL

RK	Player	SOG
1	Brendan Mundorf	49
2	Drew Westervelt	46
3	Brian Langtry	37



2009 DENVER OUTLAWS (9-3)

PLAYERS	GP	G	2ptG	A	PTS	PIM	PPG	PPA	SHG	SHA	GWG	GB	S	SPCT	SOG	FO
Westervelt, Drew	12	27	2	17	46	8.5	7	2	0	0	1	11	67	.403	46	0-0
Mundorf, Brendan	12	34	0	10	44	1	0	3	0	0	0	15	75	.453	49	0-0
Brown, Matt	12	24	0	6	30	0	6	0	0	0	2	7	47	.511	36	0-0
Langtry, Brian	11	15	4	10	29	10.5	2	3	0	0	3	5	75	.200	37	0-0
Sims, Josh	9	11	0	8	19	1.5	4	7	0	0	0	7	49	.224	21	0-0
Hardy, Dan	10	8	0	8	16	0.5	0	3	0	0	1	4	29	.276	17	0-0
Sonke, Jeff	10	9	0	5	14	1	0	0	0	0	0	4	42	.214	27	0-0
Watkins, Nate	12	8	0	6	14	4.5	0	0	0	0	0	18	25	.320	17	0-0
Seibald, Max	10	9	2	1	12	2	1	0	1	0	0	28	38	.237	26	1-3
Lindsay, Sean	5	7	0	1	8	0	1	0	0	0	1	2	23	.304	14	0-0
Harrison, Kyle	7	4	0	2	6	2.5	0	0	0	0	0	5	28	.143	21	0-0
Bocklet, Matt	12	3	0	1	4	5	0	1	0	0	0	42	11	.273	6	0-0
Downing, Greg	2	4	0	0	4	0	0	0	0	0	1	1	10	.400	6	0-0
Ward, Mike	11	0	0	2	2	2	0	0	0	0	0	17	6	.000	3	0-0
Borell, Jim	5	1	0	0	1	0.5	0	0	0	0	0	4	3	.333	2	0-0
McCarthy, Sean	5	1	0	0	1	1.5	0	0	0	0	0	4	1	.000	1	0-0
Christopher, Brian	1	1	0	0	1	0	0	0	0	0	0	0	1	.000	1	0-0
Schwartzman, Jesse	12	0	0	1	1	2	0	0	0	0	0	8	2	.000	0	0-0
Walterhoefer, Shane	10	0	0	1	1	1	0	0	0	0	0	20	2	.000	0	103-257
Zink, Lee	12	0	0	0	0	5	0	0	0	0	0	26	1	.000	0	0-0
Garvey, Thomas	12	0	0	0	0	0.5	0	0	0	0	0	11	1	.000	1	0-0
Ethington, Tom	11	0	0	0	0	1.5	0	0	0	0	0	18	1	.000	0	0-0
Cittadino, Casey	8	0	0	0	0	3.5	0	0	0	0	0	5	1	.000	0	0-0
Martin, Eric	7	0	0	0	0	7	0	0	0	0	0	19	7	.000	4	0-0
Smith, Alex	4	0	0	0	0	0	0	0	0	0	0	0	0	.000	0	0-0
Braun, Lou	4	0	0	0	0	0	0	0	0	0	0	12	1	.000	1	31-88
Fullerton, Adam	3	0	0	0	0	0	0	0	0	0	0	2	0	.000	0	0-0
Hughes, Brett	1	0	0	0	0	2	0	0	0	0	0	1	0	.000	0	0-0
TOTALS:	12	166	8	79	253	64.5	21	20	1	0	9	296	546	.304	336	135-348

GOALIES	GP	MIN	W	L	GA	2pGA	GAA	SV	SV%
Schwartzman, Jesse	12	675:28	9	2	127	5	11.28	154	.548
Fullerton, Adam	3	37:34	0	1	8	0	12.78	9	.529
Smith, Alex	4	6:58	0	0	3	1	25.84	0	.000
TOTALS:	12	-	9	3	138	6	11.50	163	.542

2009 OUTLAWS LEADERS AND RANKINGS

CATEGORY	PLAYER	No.	LEAGUE RK	TEAM	LEAGUE RANK
PTS	Westervelt	46	3rd	253	3rd
G	Mundorf	34	3rd	166	3rd
A	Westervelt	17	4th	79	4th
GB	Bocklet	42	T-6th	296	4th
2PG	Langtry	4	3rd	8	T-3rd
PIM	Langtry	10:30	T-4th	64:30	2nd
SOG	Mundorf	49	T-9th	336	4th
FO PCT	Walterhoefer	.401	6th	.388	6th
SAVES	Schwartzman	154	2nd	163	6th
SAVE PCT	Schwartzman	.548	5th	.542	4th
GAA	Schwartzman	11.5	1st	11.5	1st



2008 DENVER OUTLAWS RESULTS

2008 MLL STANDINGS

Western Conference								
Team	W	L	GB	PCT	GF	GA	H	A
Denver	8	4	-	.667	173	160	6-0	2-4
Los Angeles	7	5	1	.583	173	157	3-3	4-2
San Francisco	4	8	4	.333	149	173	2-4	2-4
Chicago	3	9	5	.250	158	168	3-3	0-6

Eastern Conference								
Team	W	L	GB	PCT	GF	GA	H	A
Rochester	9	3	-	.750	202	161	4-2	5-1
Philadelphia	7	5	2	.583	166	173	3-2	4-3
Boston	7	5	2	.583	182	166	4-3	3-2
New Jersey	6	6	3	.500	171	179	2-4	4-2
Long Island	5	7	4	.417	188	194	2-4	3-3
Washington	4	8	5	.333	156	187	2-4	2-4

POINTS

RK	Player	PTS
1	Brian Langtry	47
2	Brendan Mundorf	44
3	Ryan Powell	38

GOALS

RK	Player	G
1	Brendan Mundorf	30
2	Matt Brown	28
3	Brian Langtry	24
	Drew Westervelt	24

2008 HONORS AND AWARDS

Award	Player
All-MLL	Brian Langtry
Offensive Player of the Week (Week 10)	Matt Brown
Offensive Player of the Week (Week 6)	Brian Langtry
Defensive Player of the Week (Week 1)	Geoff Snider
MLL All-Star	Brendan Mundorf
MLL All-Star	Brian Langtry
MLL All-Star	Ryan Powell
MLL All-Star	Benson Erwin
MLL All-Star	Matt Hanna
MLL All-Star	Jeff Sonke
MLL All-Star	Jesse Schwartzman
MLL All-Star	Lee Zink
MLL All-Star	Brian Reese

ASSISTS

RK	Player	AST
1	Ryan Powell	23
2	Brian Langtry	20
3	Brendan Mundorf	14

2008 SCHEDULE AND RESULTS

Date	Opponent	Score	Atten.
May 17	Los Angeles	22-12 (W)	11,843
May 24	at Washington	17-16 (L)	4,026
May 31	New Jersey	19-11 (W)	8,127
June 7	at Los Angeles	16-13 (W)	4,189
June 14	San Francisco	19-16 (W)	9,316
June 21	Chicago	15-13 (W)	7,723
June 29	at Chicago	16-13(L)	2,480
July 4	San Francisco	10-9 (W)	20,116
July 12	at Los Angeles	16-6 (L)	3,008
July 19	at San Francisco	15-8 (W)	2,436
July 26	Chicago	15-13 (W)	7,993
Aug. 9	at Boston	20-14 (L)	8,425
Aug. 23	#Los Angeles	13-12 (W)	8,134
Aug. 24	%Rochester	16-6 (L)	8,481

Home games bold; #MLL Semifinal; %MLL Championship

GROUND BALLS

RK	Player	GB
1	Geoff Snider	78
2	Zach Jungers	35
3	Jesse Schwartzman	34

SHOTS ON GOAL

RK	Player	SOG
1	Brian Langtry	57
2	Brendan Mundorf	52
3	Drew Westervelt	50



2008 DENVER OUTLAWS (8-4)

PLAYERS	GP	G	2ptG	A	PTS	PIM	PPG	PPA	SHG	SHA	GWG	GB	S	SPCT	SOG	FO
Langtry, Brian	12	24	3	20	47	4	0	2	0	0	1	16	87	.276	57	0-0
Mundorf, Brendan	12	30	0	14	44	3	1	3	0	2	0	15	83	.361	52	0-0
Powell, Ryan	10	15	0	23	38	1	0	3	0	1	2	9	42	.357	31	0-0
Westervelt, Drew	12	24	0	8	32	1.5	3	0	1	0	1	12	70	.343	50	0-0
Brown, Matt	10	28	0	1	29	1	3	0	1	0	0	9	52	.538	42	0-0
Sonke, Jeff	11	17	2	9	28	6	2	1	0	0	2	20	67	.254	40	0-0
Hanna, Matt	9	16	2	0	18	2.5	2	0	0	0	1	6	48	.333	33	0-0
Snider, Geoff	12	9	0	1	10	6	0	0	0	0	1	78	28	.321	21	175-363
Ethington, Tom	11	3	0	1	4	9	0	0	1	0	0	9	5	.600	5	0-1
Striebel, Peter	5	3	0	1	4	0	0	0	0	0	0	3	10	.300	7	0-0
Watkins, Nate	11	1	0	3	4	3	0	0	0	0	0	19	7	.143	6	0-0
Erwin, Benson	11	0	0	3	3	3.5	0	0	0	0	0	28	6	.000	3	0-0
Ward, Mike	7	1	0	0	1	1	0	0	0	0	0	0	2	.500	2	0-0
Sims, Josh	1	1	0	0	1	1	0	0	0	0	0	0	5	.200	3	0-0
Bastis, Greg	1	1	0	0	1	0	0	0	0	0	0	0	4	.250	2	0-0
Cittadino, Casey	11	0	0	1	1	7	0	0	0	0	0	18	6	.000	3	0-0
Braun, Lou	3	0	0	1	1	0	0	0	0	0	0	11	1	.000	1	9-19
Jacovina, Brian	2	0	0	1	1	0	0	0	0	0	0	1	2	.000	1	0-0
Polk, Lucius	2	0	0	1	1	0	0	0	0	0	0	2	0	.000	0	0-0
Schwartzman, Jesse	12	0	0	0	0	2	0	0	0	0	0	34	0	.000	0	0-0
Jungers, Zach	12	0	0	0	0	1	0	0	0	0	0	35	1	.000	0	0-0
Zink, Lee	11	0	0	0	0	10	0	0	0	0	0	25	0	.000	0	0-0
Garvey, Thomas	9	0	0	0	0	2	0	0	0	0	0	13	0	.000	0	0-0
Cocoziello, Dan	6	0	0	0	0	2	0	0	0	0	0	13	0	.000	0	0-0
Smith, Alex	2	0	0	0	0	0	0	0	0	0	0	1	0	.000	0	0-0
Alford, Harry	2	0	0	0	0	0	0	0	0	0	0	1	0	.000	0	0-0
Fassnacht, Adam	1	0	0	0	0	0	0	0	0	0	0	0	0	.000	0	2-2
TOTALS:	12	173	7	88	268	67	11	12	3	4	8	378	526	.329	359	186-385

GOALIES	GP	MIN	W	L	GA	2pGA	GAA	SV	SV%
Schwartzman, Jesse	12	703:42	8	4	157	4	13.39	193	.551
Alford, Harry	2	8:41	0	0	1	0	6.91	3	.750
Smith, Alex	2	7:37	0	0	2	0	15.75	4	.667
TOTALS:	12	-	8	4	160	4	13.33	200	.556

2008 OUTLAWS LEADERS AND RANKINGS

CATEGORY	PLAYER	No.	LEAGUE RK	TEAM	LEAGUE RANK
PTS	Langtry	47	T-3rd	268	4th
G	Mundorf	30	T-10th	173	T-4th
A	Powell	23	4th	88	7th
GB	Snider	78	3rd	378	7th
2PG	Langtry	3	T-4th	7	8th
PIM	Zink	10:00	8th	67:00	1st
SOG	Langtry	57	T-10th	336	7th
FO PCT	Snider	.482	8th	.483	5th
SAVES	Schwartzman	193	2nd	200	5th
SAVE PCT	Schwartzman	.551	4th	.556	4th
GAA	Schwartzman	13.4	T-2nd	13.3	2nd



2007 DENVER OUTLAWS RESULTS

2007 MLL STANDINGS

Western Conference								
Team	W	L	GB	PCT	GF	GA	H	A
Los Angeles	9	3	-	.750	190	138	6-0	3-3
Denver	7	5	2	.583	190	174	5-1	2-4
San Francisco	4	8	5	.333	157	180	3-3	1-5
Chicago	3	9	6	.250	162	218	3-3	0-6

Eastern Conference								
Team	W	L	GB	PCT	GF	GA	H	A
Rochester	9	3	-	.750	208	153	5-1	4-2
Philadelphia	9	3	-	.750	175	139	6-0	3-3
Long Island	5	7	4	.417	156	162	4-2	1-5
Boston	5	7	4	.417	169	179	3-3	2-4
Washington	5	7	4	.417	134	190	2-4	3-3
New Jersey	4	8	5	.333	155	163	3-3	1-5

POINTS

RK	Player	PTS
1	Brendan Mundorf	47
2	Brian Langtry	39
3	Drew Westervelt	34

GOALS

RK	Player	G
1	Brendan Mundorf	36
2	Brian Langtry	26
	Matt Brown	26

2007 HONORS AND AWARDS

Award	Player
Defensive Player of the Week (Week 7)	Geoff Snider
Rookie of the Week (Week 6)	Jesse Schwartzman
MLL All-Star	Brendan Mundorf
MLL All-Star	Brian Langtry
MLL All-Star	Geoff Snider
MLL All-Star	Josh Sims
MLL All-Star	Jeff Sonke
MLL All-Star	Lee Zink
MLL All-Star	Benson Erwin
MLL All-Star	Trevor Tierney

ASSISTS

RK	Player	AST
1	Drew Westervelt	14
2	Brendan Mundorf	11
	Brian Langtry	11

2007 SCHEDULE AND RESULTS

Date	Opponent	Score	Atten.
May 19	San Francisco	21-14 (W)	11,257
June 2	at Chicago	19-17 (L)	3,067
June 9	Los Angeles	18-15 (W)	8,473
June 16	Rochester	27-26 (L)	8,386
June 23	at San Francisco	20-14 (L)	2,960
June 30	at Chicago	19-9 (W)	1,628
July 4	Chicago	22-14 (W)	19,793
July 14	at Los Angeles	17-5 (L)	3,390
July 21	Philadelphia	15-13 (W)	7,481
July 28	at Long Island	14-12 OT (W)	6,234
Aug. 4	Los Angeles	11-10 (W)	8,162
Aug. 11	at San Francisco	16-15 (L)	3,160
Aug. 25	#Philadelphia	13-12 OT (L)	—

Home games bold; #MLL Semifinal

GROUND BALLS

RK	Player	GB
1	Geoff Snider	76
2	Thomas Garvey	26
3	Sean McCarthy	24

SHOTS ON GOAL

RK	Player	SOG
1	Brendan Mundorf	56
2	Brian Langtry	52
3	Jeff Sonke	48



2007 DENVER OUTLAWS (9-3)

PLAYERS	GP	G	2ptG	A	PTS	PIM	PPG	PPA	SHG	SHA	GWG	GB	S	SPCT	SOG	FO
Mundorf, Brendan	12	36	0	11	47	3.5	0	0	0	0	2	20	85	.424	56	0-0
Langtry, Brian	11	26	2	11	39	5.5	5	1	0	0	1	13	74	.351	52	0-0
Westervelt, Drew	10	20	0	14	34	2	0	0	0	0	1	16	52	.385	38	0-0
Brown, Matt	12	26	0	3	29	3	5	0	0	0	1	7	54	.481	42	0-0
Sonke, Jeff	11	19	2	8	29	4.5	0	0	0	0	1	14	83	.229	48	0-0
Law, Mike	10	12	0	10	22	0.5	0	3	0	0	0	11	48	.250	37	0-0
Sims, Josh	12	11	2	9	22	0.5	0	2	0	0	0	19	59	.186	40	0-0
Hanna, Matt	9	15	1	1	17	0	0	0	0	0	1	3	38	.395	30	0-0
Snider, Geoff	10	8	0	6	14	3.5	0	0	0	0	0	76	24	.333	14	188-338
Erwin, Benson	12	2	0	7	9	2.5	0	0	0	0	0	18	11	.182	5	0-0
Lochte, Hunter	4	4	0	2	6	0	0	0	0	0	0	1	9	.444	6	0-0
Sowanick, Scott	6	3	0	2	5	1	0	0	0	0	0	7	16	.188	11	0-0
Unterstein, Chris	2	0	0	3	3	0	0	0	0	0	0	3	4	.000	4	0-0
Braun, Lou	4	2	0	0	2	0	0	0	0	0	0	19	2	1.00	2	35-79
Cittadino, Casey	12	1	0	1	2	6	0	0	0	0	0	11	2	.500	2	0-2
McCarthy, Sean	11	1	0	0	1	1.5	0	0	0	0	0	24	4	.250	4	0-0
Ethington, Tom	11	1	0	0	1	3.5	0	0	0	0	0	16	2	.500	1	0-0
Whitty, Trey	4	1	0	0	1	0.5	0	0	0	0	0	6	5	.200	4	0-0
Bastis, Greg	3	1	0	0	1	0	0	0	0	0	0	1	5	.200	3	0-0
Kenney, Nathan	2	1	0	0	1	1.5	0	0	0	0	0	0	1	1.00	1	0-0
Tierney, Trevor	9	0	0	1	1	0.5	0	0	0	0	0	11	0	.000	0	0-0
Zink, Lee	12	0	0	0	0	8	0	0	0	0	0	20	1	.000	0	0-0
Garvey, Thomas	11	0	0	0	0	2.5	0	0	0	0	0	26	1	.000	1	0-0
Schwartzman, Jesse	5	0	0	0	0	0	0	0	0	0	0	2	0	.000	0	0-0
Smith, Alex	1	0	0	0	0	0	0	0	0	0	0	0	0	.000	0	0-0
Carlson, Nick	1	0	0	0	0	1.5	0	0	0	0	0	1	1	.000	1	0-0
Sothoron, Reed	1	0	0	0	0	0	0	0	0	0	0	2	0	.000	0	0-0
TOTALS:	12	190	7	89	286	52	10	6	0	0	7	347	581	.327	402	223-419

GOALIES	GP	MIN	W	L	GA	2pGA	GAA	SV	SV%
Tierney, Trevor	9	531:02	5	3	126	9	14.24	141	.528
Schwartzman, Jesse	5	133:21	2	1	28	2	12.60	32	.533
Smith, Alex	1	5:34	0	0	1	0	10.78	4	.800
Sothoron, Reed	1	60:00	0	1	19	1	19.00	12	.387
TOTALS:	12	-	7	5	174	12	14.50	189	.521

2007 OUTLAWS LEADERS AND RANKINGS

CATEGORY	PLAYER	No.	LEAGUE RK	TEAM	LEAGUE RANK
PTS	Mundorf	47	T-3rd	286	3rd
G	Mundorf	36	T-10th	190	T-2nd
A	Westervelt	14	4th	89	4th
GB	Snider	76	3rd	347	10th
2PG	Langtry/Sonke/Sims	2	T-4th	7	T-3rd
PIM	Zink	8:00	8th	52:00	5th
SOG	Mundorf	56	T-10th	402	3rd
FO PCT	Snider	.556	8th	.532	4th
SAVES	Tierney	141	2nd	189	8th
SAVE PCT	Tierney	.528	4th	.521	8th
GAA	Tierney	14.2	T-2nd	14.5	6th



2006 DENVER OUTLAWS RESULTS

2006 MLL STANDINGS

Western Conference								
Team	W	L	PTS	PCT	GF	GA	H	A
Denver	10	2	20	.833	197	148	4-2	6-0
San Francisco	7	5	14	.583	179	170	3-3	4-2
Los Angeles	6	6	12	.500	148	150	2-4	4-2
Chicago	0	12	0	.000	126	196	0-6	0-6

Eastern Conference								
Team	W	L	PTS	PCT	GF	GA	H	A
Philadelphia	10	2	20	.833	172	136	5-1	5-1
Boston	8	4	16	.667	177	162	5-1	3-3
Long Island	5	7	10	.417	147	139	3-3	2-4
New Jersey	5	7	10	.417	169	166	4-2	1-5
Rochester	5	7	10	.417	152	159	4-2	1-5
Baltimore	4	8	8	.333	156	197	4-2	0-6

POINTS

RK	Player	PTS
1	Matt Brown	46
2	Jeff Sonke	40
3	Mike Law	39

GOALS

RK	Player	G
1	Matt Brown	38
2	Mike Law	31
3	Jeff Sonke	22
	Brendan Mundorf	22

2006 HONORS AND AWARDS

Award	Player
All-MLL	Mike Law
All-MLL	Jeff Sonke
Offensive Player of the Week (Week 3)	Mike Law
Defensive Player of the Week (Week 3)	Lee Zink
Defensive Player of the Week (Week 9)	Chris Cercy
Rookie of the Week (Week 6)	Brendan Mundorf
MLL All-Star	Chris Cercy
MLL All-Star	Josh Sims
MLL All-Star	Jeff Sonke

ASSISTS

RK	Player	AST
1	Brian Langtry	18
2	Matt Rewkowski	12
3	Josh Sims	11

2006 OUTLAWS SCHEDULE AND RESULTS

Date	Opponent	Score	Atten.
May 20	Chicago	24-14 (W)	13,167
May 28	at San Francisco	15-11 (W)	5,671
June 3	Baltimore	24-14 (W)	10,157
June 10	San Francisco	25-20 (L)	8,915
June 17	at New Jersey	19-15 (W)	2,822
June 24	San Francisco	20-19(L)	8,847
July 1	Los Angeles	22-11 (W)	15,981
July 8	at Los Angeles	17-7 (W)	2,736
July 22	Chicago	17-12 (W)	12,739
July 29	at Long Island	12-11 (W)	2,874
Aug. 5	at Chicago	17-13 (W)	2,054
Aug. 12	at Los Angeles	13-9 (W)	3,518
Aug. 25	#San Francisco	23-14 (W)	3,223
Aug. 27	#Philadelphia	23-12 (L)	5,374

Home games bold; #MLL Semifinal

GROUND BALLS

RK	Player	GB
1	Josh Sims	43
2	Chris Cercy	29
3	Lee Zink	26

SHOTS ON GOAL

RK	Player	SOG
1	Mike Law	67
2	Jeff Sonke	59
3	Brendan Mundorf	51



2006 DENVER OUTLAWS (10-2)

PLAYERS	GP	G	2ptG	A	PTS	PIM	PPG	PPA	SHG	SHA	GWG	GB	S	SPCT	SOG	FO
Brown, Matt	11	38	1	7	46	3	2	1	0	0	1	18	74	.514	59	0-0
Sonke, Jeff	11	22	8	10	40	4	3	2	0	0	1	16	84	.262	59	0-0
Law, Mike	11	31	3	5	39	1	5	0	0	0	3	23	93	.333	67	0-0
Sims, Josh	11	19	7	11	37	5.5	2	1	0	0	1	43	71	.268	48	0-0
Langtry, Brian	11	17	2	18	37	2	0	0	0	0	0	20	70	.243	44	0-0
Mundorf, Brendan	9	22	0	7	29	0	1	2	0	0	2	21	75	.293	51	0-0
Rewkowski, Matt	11	11	0	12	23	0.5	0	0	0	0	0	9	46	.239	28	0-0
Lochte, Hunter	11	14	0	2	16	0	0	0	0	0	0	14	33	.424	25	0-0
Hanna, Matt	6	5	0	7	12	0	0	0	0	0	0	11	26	.192	14	0-0
Erwin, Benson	12	3	1	5	9	2	0	0	0	0	0	19	8	.375	7	1-3
Zywicki, Jeff	4	6	0	3	9	0	0	0	0	0	1	4	22	.273	21	0-0
LaMonica, Michael	2	3	0	1	4	0.5	0	1	0	0	0	5	7	.429	6	0-0
Barrie, Kyle	2	2	0	0	2	1	0	0	0	0	1	2	4	.500	4	0-0
Cercy, Chris	12	1	0	0	1	1	0	0	0	0	0	29	7	.143	3	188-358
Braun, Lou	2	0	0	1	1	0	0	0	0	0	0	4	0	.000	0	5-10
Snider, Geoff	3	1	0	0	1	0	0	0	0	0	0	9	4	.250	3	9-28
Cittadino, Casey	10	0	0	1	1	1.5	0	0	0	0	0	15	4	.000	2	0-0
Bastis, Greg	2	1	0	0	1	0	0	0	0	0	0	1	7	.143	5	0-0
Errante, Bobby	1	1	0	0	1	0	0	0	0	0	0	1	5	.200	5	0-0
Young, Marc	1	0	0	0	0	0	0	0	0	0	0	0	0	.000	0	0-1
Ethington, Tom	12	0	0	0	0	6.5	0	0	0	0	0	16	1	.000	1	0-0
Zink, Lee	12	0	0	0	0	7.5	0	0	0	0	0	26	1	.000	0	0-0
Garvey, Thomas	12	0	0	0	0	1	0	0	0	0	0	0	1	.000	1	0-0
Tierney, Trevor	11	0	0	0	0	0	0	0	0	0	0	20	2	.000	1	0-0
Testa, Brandon	11	0	0	0	0	2.5	0	0	0	0	0	24	0	.000	0	0-0
Smith, Alex	5	0	0	0	0	0	0	0	0	0	0	8	0	.000	0	0-0
McCarthy, Sean	1	0	0	0	0	0	0	0	0	0	0	1	1	.000	0	0-0
Myers, Brian	1	0	0	0	0	0	0	0	0	0	0	2	2	.000	0	0-0
TOTALS:	12	197	22	90	309	40.5	13	7	0	0	10	361	648	.304	454	203-400

GOALIES	GP	MIN	W	L	GA	2pGA	GAA	SV	SV%
Tierney, Trevor	11	640:25	9	2	133	13	12.46	188	.586
Smith, Alex	5	79:35	1	0	15	1	11.31	20	.571
TOTALS:	12	-	10	2	148	14	12.33	208	.584

2006 OUTLAWS LEADERS AND RANKINGS

CATEGORY	PLAYER	No.	LEAGUE RK	TEAM	LEAGUE RANK
PTS	Brown	46	4th	309	1st
G	Brown	38	1st	197	1st
A	Langtry	18	6th	90	4th
GB	Sims	43	T-10th	361	8th
2PG	Sonke	8	1st	22	1st
PIM	Zink	7:30	T-7th	40:30	3rd
SOG	Law	67	T-3rd	454	1st
FO PCT	Cercy	.525	6th	.508	5th
SAVES	Tierney	188	7th	208	6th
SAVE PCT	Tierney	.586	6th	.584	4th
GAA	Tierney	12.5	3rd	12.3	3rd



OUTLAWS IN THE POSTSEASON

Year	Date	Round	Opponent	Score	Venue
2018	Aug. 18	Championship	Dallas	16-12 (W)	MUSC Health Stadium
2018	Aug. 11	Semifinal	Chesapeake	13-12 (W)	Navy-Marine Corps Memorial
2017	Aug. 19	Championship	Ohio	17-12 (L)	Ford Center at The Star
2017	Aug. 12	Semifinal	Rochester	15-8 (W)	Peter Barton Stadium
2016	Aug. 20	Championship	Ohio	19-18 (W)	Fifth Third Bank Stadium
2016	Aug. 13	Semifinal	New York	20-17 (W)	Rafferty Stadium
2014	Aug. 23	Championship	Rochester	12-11 (W)	Fifth Third Bank Stadium
2014	Aug. 16	Semifinal	New York	14-13 (W)	Peter Barton Lacrosse Stadium
2013	Aug. 24	Semifinal	Charlotte	17-14 (L)	PPL Park
2012	Aug. 26	Championship	Chesapeake	16-6 (L)	Harvard Stadium
2012	Aug. 25	Semifinal	Long Island	13-12 (W)	Harvard Stadium
2011	Aug. 27	Semifinal	Hamilton	11-9 (L)	Navy-Marine Corps Memorial
2010	Aug. 21	Semifinal	Long Island	16-12 (L)	Navy-Marine Corps Memorial
2009	Aug. 23	Championship	Toronto	10-9 (L)	Navy-Marine Corps Memorial
2009	Aug. 22	Semifinal	Boston	11-10 (W)	Navy-Marine Corps Memorial
2008	Aug. 24	Championship	Rochester	16-6 (L)	Harvard Stadium
2008	Aug. 23	Semifinal	Los Angeles	13-12 (W)	Harvard Stadium
2007	Aug. 25	Semifinal	Philadelphia	13-12 OT (L)	PAETEC Park
2006	Aug. 27	Championship	Philadelphia	23-12 (L)	Home Depot Center
2006	Aug. 25	Semifinal	San Francisco	23-14 (W)	Home Depot Center

YEAR-BY-YEAR POSTSEASON STATISTICS

Year	Record	GF	GA	Ast.	GB
2018	2-0	29	24	17	81
2017	1-1	27	23	17	56
2016	2-0	39	35	17	39
2015	----	---	---	---	---
2014	2-0	25	24	15	45
2013	0-1	14	17	10	31
2012	1-1	19	25	11	57
2011	0-1	9	11	4	28
2010	0-1	12	16	2	24
2009	1-1	20	20	7	66
2008	1-1	19	28	5	59
2007	0-1	12	13	11	12
2006	1-1	35	37	20	62
TOTAL	10-9	217	238	111	455

MLL PLAYOFF APPEARANCES

Franchise	Years in MLL	Playoff App.
Denver Outlaws	13	12
Boston Cannons	18	11
New York Lizards	18	11
Chesapeake Bayhawks	18	10
Dallas Rattlers	16	9
Philadelphia Barrage*	8	4
Ohio Machine	7	4
Hamilton Nationals*	5	3
Charlotte Hounds	7	2
New Jersey Pride*	8	2
Florida Launch	5	1
Los Angeles Riptide*	3	1
San Francisco Dragons*	3	1
Atlanta Blaze	3	0
Chicago Machine*	5	0

* - No longer in MLL

MLL CHAMPIONSHIP HISTORY

Year	Date	Champion	Score	Runner-up	Location	Atten.	Game MVP
2018	Aug. 18	Denver	16-12	Dallas	Charleston, S.C.	4,086	Matt Kavanagh (Den.)
2017	Aug. 19	Ohio	17-12	Denver	Frisco, Texas	7,543	Marcus Homan (Bos.)
2016	Aug. 20	Denver	19-18	Ohio	Kennesaw, Ga.	5,522	Eric Law (Den.)
2015	Aug. 8	New York	15-12	Rochester	Kennesaw, Ga.	8,674	Paul Rabil (N.Y.)
2014	Aug. 23	Denver	12-11	Rochester	Kennesaw, Ga.	8,149	John Grant Jr. (Den.)
2013	Aug. 25	Chesapeake	10-9	Charlotte	Chester, Penn.	3,892	John Grant Jr. (Che.)
2012	Aug. 26	Chesapeake	16-6	Denver	Boston	7,384	Ben Rubeor (Che.)
2011	Aug. 28	Boston	10-9	Hamilton	Annapolis, Md.	5,027	Jordan Burke (Bos.)
2010	Aug. 27	Chesapeake	13-9	Long Island	Annapolis, Md.	6,445	Kyle Hartzell (Che.)
2009	Aug. 23	Toronto	10-9	Denver	Annapolis, Md.	7,003	Merrick Thomson (Tor.)
2008	Aug. 24	Rochester	16-6	Denver	Boston	8,481	Joe Walters (Roc.)
2007	Aug. 26	Philadelphia	16-13	Los Angeles	Rochester, N.Y.	5,288	Matt Striebel (Phi.)
2006	Aug. 27	Philadelphia	23-12	Denver	Carson, Calif.	5,374	Roy Colsey (Phi.)
2005	Aug. 21	Baltimore	15-9	Long Island	Boston	8,829	Gary Gait (Bal.)
2004	Aug. 22	Philadelphia	13-11	Boston	Boston	8,279	Greg Cattrano (Phi.)
2003	Aug. 24	Long Island	15-14 (OT)	Baltimore	Villanova, Penn.	6,593	Kevin Lowe (L.I.)
2002	Sept. 1	Baltimore	21-13	Long Island	Columbus, Ohio	5,596	Mark Millon (Bal.)
2001	Sept. 3	Long Island	15-11	Baltimore	Bridgeport, Conn.	6,745	Paul Gait (L.I.)





THE LAST TIME IT HAPPENED...

(REFLECTS THE LAST TIME EACH STATISTIC OCCURRED IN THE REGULAR SEASON AND PLAYOFFS)
2018 PERFORMANCES BOLD; MLL CHAMPIONSHIP PERFORMANCES IN ITALICS

INDIVIDUALS

5+ GOALS:
Outlaws: **Eric Law — 5 Goals, 0 Assists; at Atlanta, 8/4/18**
Playoffs: *Eric Law — 5 Goals, 3 Assists; vs. Ohio, 8/20/16*
Opponents: **Mark Cockerton — 6 Goals, 0 Assists; vs. Boston, 7/4/18**
Playoffs: Stephen Berger — 5 Goals, 1 Assist; vs. Long Island, 8/21/10

6+ GOALS:
Outlaws: **Chris Cloutier — 6 Goals, 3 Assists; vs. Boston, 7/4/18**
Playoffs: *Eric Law — 9 Goals, 0 Assists; vs. Charlotte, 8/24/13*
Opponents: **Mark Cockerton — 6 Goals, 0 Assists; vs. Boston, 7/4/18**
Playoffs: Jeff Zywicki — 6 Goals, 0 Assists; at Rochester, 8/24/08

7+ GOALS:
Outlaws: **Eric Law — 7 Goals, 4 Assists; vs. Florida, 6/16/18**
Playoffs: *Eric Law — 9 Goals, 0 Assists; vs. Charlotte, 8/24/13*
Opponents: Josh Byrne — 7 Goals, 0 Assists; at Chesapeake, 8/3/17
Playoffs: Has never happened

2+ 2PT. GOALS:
Outlaws: Jeremy Sieverts — 2 2pt. Goals; vs. Boston, 5/31/13
Playoffs: Has never happened
Opponents: **Joe LoCascio — 2 2pt. Goals; at New York, 4/21/18**
Playoffs: B. Hunt (Chesapeake) - 2 2pt Goals; at Denver 8/26/12

5+ ASSISTS:
Outlaws: Mike Bocklet — 5 Assists; vs. Florida, 07/19/15
Playoffs: **Matt Kavanagh — 5 Assists, 4 Goals; vs. Dallas, 8/18/18**
Opponents: **Rob Pannell — 6 Assists, 2 Goals; at New York, 4/21/18**
Playoffs: K. Cromwell — 5 Assists, 1 Goal; vs. Long Island, 08/21/10

6+ ASSISTS:
Outlaws: Has never happened
Playoffs: Matt Kavanagh — 6 Assists, 0 Goals; vs. Rochester, 8/12/17
Opponents: **Rob Pannell — 6 Assists, 2 Goals; at New York, 4/21/18**
Playoffs: Has never happened

7+ ASSISTS:
Outlaws: Has never happened
Playoffs: Has never happened
Opponents: T. Schreiber - 7 Assists, 1 Goal; at Denver, 5/29/15
Playoffs: Has never happened

8+ POINTS:
Outlaws: **Chris Cloutier — 9 Points, 6 Goals, 3 Assists; vs. Boston, 7/4/18**
Playoffs: Mike Bocklet - 8 points, 4 goals, 4 assists; at New York, 8/13/16
Opponents: Lyle Thompson - 8 points, 6 goals, 2 assists; at Chesapeake, 8/3/17
Playoffs: R. Colsey (Philadelphia) - 8 points, 6 goals, 2 assists; at Denver, 8/27/06

9+ POINTS:
Outlaws: **Chris Cloutier — 9 Points, 6 Goals, 3 Assists; vs. Boston, 7/4/18**
Playoffs: **Matt Kavanagh — 9 Points, 4 Goals, 5 Assists; vs. Dallas, 8/18/18**
Opponents: Jordan Wolf (Rochester) - 9 points, 5 goals, 4 assists; vs. Rochester, 5/27/17
Playoffs: Has never happened

10+ POINTS:
Outlaws: **Eric Law — 11 Points, 7 Goals, 4 Assists; vs. Florida, 6/16/18**
Playoffs: Has never happened
Opponents: J. Wolf - 10 points, 6 goals, 4 assists; vs. Rochester, 6/18/16
Playoffs: Has never happened

11+ POINTS:
Outlaws: **Eric Law — 11 Points, 7 Goals, 4 Assists; vs. Florida, 6/16/18**
Playoffs: Has never happened
Opponents: John Grant Jr. - 14 Points, 7 goals, 2 2PG, 4 Assists; vs. Rochester, 6/16/07
Playoffs: Has never happened

10+ GROUND BALLS:
Outlaws: Max Adler — 13 Ground Balls, 1 Goal; at Chesapeake, 8/3/17
Playoffs: Has never happened
Opponents: **Joe Nardella — 11 Ground Balls, 0 goals; at Atlanta, 8/24/18**
Playoffs: Greg Gurenlian — 15 Ground Balls, 0 Goals; at New York, 8/13/16

15+ GROUND BALLS:
Outlaws: Matt Bocklet — 15 Ground Balls, 0 Goals; at Florida, 7/11/16
Playoffs: Has never happened
Opponents: Greg Gurenlian — 18 Ground Balls, 1 goal; at New York, 7/9/15
Playoffs: Greg Gurenlian — 15 Ground Balls, 0 Goals; at New York, 8/13/16

25+ FACEOFF WINS:
Outlaws: **Max Adler, 28-of-39; vs. Boston, 7/4/18**
Playoffs: Has never happened
Opponents: **Stephen Kelly, 26-of-44; vs. Chesapeake, 5/13/18**
Playoffs: *Paul Cantabene, 27-of-36; vs. Philadelphia, 8/27/06*

80%+ FACEOFF PERCENTAGE:
Outlaws: Tom Kelly, 25-of-28, vs. Ohio, 7/23/17
Playoffs: Has never happened
Opponents: Greg Gurenlian, 30-of-35; at New York, 7/9/15
Playoffs: Has never happened

20+ SAVES:
Outlaws: **Jack Kelly, 26 saves, 42 SOG; at Florida, 5/6/18**
Playoffs: Has never happened
Opponents: **Drew Adams, 22 saves, 37 SOG; at New York, 4/21/18**
Playoffs: Kip Turner, 23 saves, 34 SOG; vs. Boston, 8/22/09

25+ SAVES:
Outlaws: **Jack Kelly, 26 saves, 42 SOG; at Florida, 5/6/18**
Playoffs: Has never happened
Opponents: Mickey Jarboe, 25 saves, 30 SOG; at Los Angeles, 7/15/07
Playoffs: Has never happened

FEWER THAN 10 GOALS ALLOWED:
Outlaws: **Jack Kelly, 6 GA; vs. Boston, 7/4/18**
Playoffs: Jack Kelly, 4 GA (3 Quarters); vs. Rochester; 8/12/17
Opponents: **Austin Kaut, 7 GA; at Florida, 5/6/18**
Playoffs: Kip Turner, 6 GA; vs. Chesapeake, 8/26/12

75%+ SAVE PERCENTAGE:
Outlaws: **Jack Kelly, 13-of-17 (76.5%); vs. Ohio, 6/7/18**
Playoffs: Has never happened
Opponents: Tyler Fiorito, 9-of-11 (81.8%); at Denver, 6/21/14
Playoffs: Brett Queener, 10-11 (90.9%); at Rochester, 8/24/08

TEAM

20+ GOALS:
Outlaws: **25; vs. Boston, 7/4/18**
Playoffs: 22; vs. San Francisco, 8/25/06
Opponents: **20; vs. Chesapeake, 5/13/18**
Playoffs: 20; vs. Philadelphia, 8/27/06

10+ ASSISTS:
Outlaws: **16; vs. Boston, 7/4/18**
Playoffs: 11; vs. New York, 8/16/14
Opponents: **11; vs. Chesapeake, 5/13/18**
Playoffs: 12; vs. Ohio, 8/19/17

TWO PLAYERS WITH 5+ POINTS:
Outlaws: **Chris Cloutier (9 points, 6 goals, 3 assists) and Matt Kavanagh (7 points, 4 goals, 3 assists); vs. Boston, 7/4/18**
Playoffs: Chris Bocklet (6 points, 6 goals) and Mark Matthews (5 points, 1 goal, 4 assists); vs. Long Island, 8/25/12
Opponents: **Marcus Holman (7 points, 3 goals, 1-2pg, 2 assists) and Peter Baum (5 points, 4 goals, 1-2pg); at Ohio, 6/23/18**
Playoffs: M. Holman (6 points, 4 goals, 2 assists) and P. Baum (5 points, 2 goals, 3 assists); vs. Ohio, 8/19/17

THREE PLAYERS WITH 5+ POINTS:
Outlaws: **E. Law (5 points, 4 goals, 1 assist), M. Kavanagh (6 points, 5 goals, 1 assist), and Shawn Evans (5 points, 2 goals, 3 assists); vs. New York, 5/4/18**
Playoffs: Mike Bocklet (8 points, 4 goals, 4 assists), Jeremy Sieverts (6 points, 3 goals, 3 assists), and M. Kavanagh (5 points, 5 goals); at New York, 8/13/16
Opponents: **Myles Jones (5 points, 3 goals, 1-2pg, 1 assist), Josh Byrne (6 points, 4 goals, 2 assists), and Shack Stanwick (6 points, 5 goals, 1 assist); vs Chesapeake, 5/13/18**
Playoffs: Has never happened

TWO PLAYERS WITH 8+ GROUND BALLS
Outlaws: Mike Bocklet (9) and Matt Bocklet (9); vs. Chesapeake, 7/27/17
Playoffs: **Max Adler (9) and Zach Currier (9), at Chesapeake, 8/11/18**
Opponents: **Stephen Kelly (13) and Isaiah Davis-Allen (12); vs. Chesapeake, 5/13/18**
Playoffs: **Joel White (9) and Drew Simoneau (8); at Dallas 8/18/18**

6+ GOALS IN A QUARTER:
Outlaws: **6 Goals in 3rd Quarter; at Atlanta, 8/4/18**
Playoffs: 6 Goals in 3rd Quarter; at New York, 8/13/16
Opponents: **6 goals in 1st Quarter; at Atlanta, 8/4/18**
Playoffs: 8 Goals in 4th Quarter; vs. Ohio, 8/19/17

15+ GOALS IN A HALF:
Outlaws: 15 Goals in 1st Half; at Denver, 7/4/17
Playoffs: Has never happened
Opponents: **16 Goals in 2nd Half; at Denver, 5/13/18**
Playoffs: Has never happened

10+ MARGIN OF VICTORY:
Outlaws: **25-11, vs. Boston 7/4/18**
Playoffs: *Has never happened*
Opponents: 23-12; at Atlanta, 5/14/16
Playoffs: 16-6; vs. Chesapeake, 8/26/12



OUTLAWS SUPERLATIVES

All-Time Games:	170
All-Time Record:	115-55 (Home: 64-21 / Away: 51-34)
Longest Winning Streak:	25, (7/4/12 - 5/30/14)
Longest Losing Streak:	4, (7/3/11 - 7/30/11)
Most Den. Points:	26, twice, last (6/16/18): at Den. 26, Fla. 15
Most Opp. Points:	27, (6/26/07): Roc. 27, at Den. 26
Total Den. Points:	2,628
Total Opp. Points:	2,245
Avg. Den. Points/Game:	15.5
Avg. Opp. Points/Game:	13.2
Largest Den. Win:	14, 3x, last (7/4/18): at Den. 25, Bos. 11
Largest Den. Loss:	13, (7/4/15): Bos. 22, at Den. 9
Most Pts., Both Teams:	53, (5/13/18): Roc. 27, at Den. 26
Fewest Pts., Both Teams:	17, (7/16/11): Roc. 9, at Den. 8

YEAR-BY-YEAR HOME ATTENDANCE

Year	Total	Average	Rank
2018	54,308	7,758	1st
2017	64,490	9,212	1st
2016	65,730	9,390	1st
2015	66,499	9,500	1st
2014	72,686	10,384	1st
2013	66,263	9,466	1st
2012	59,471	8,495	3rd
2011	73,989#	12,331#	1st
2010	64,669	10,778	1st
2009	60,764	10,127	1st
2008	65,118	10,853	1st
2007	63,552	10,592	1st
2006	69,806	11,634	1st
TOTAL	847,345	9,968	

*MLL record

OUTLAWS IN OVERTIME

Overall: 6-7 • Home: 3-2 • Away 3-4 • Postseason: 0-1

Date	Opp.	Final	Game-winner
4/26/18	at Dal.	14-15 (L)	T. Thompson (8:39)
7/27/17	vs. Ches.	12-11 (W)	E. Law (7:17)
5/8/16	@Ohio	13-14 (L)	M. Holman (3:03)
7/25/15	vs. N.Y.	15-14 (W)	D. Snider (0:26)
6/20/15	vs. Roc.	22-21 (W)	J. Grant (1:23)
8/9/14	@N.Y.	11-12 (L)	K. Hartzell (2:19)
7/26/14	@Ohio	22-23 (L)	K. Harrison (1:45)
5/10/14	@Bos.	10-9 (W)	C. Bocklet (0:56)
6/11/11	vs. Che.	16-15 (L)	B. Hunt (1:07)
7/10/10	@Tor.	15-14 (W)	S. Giannone (0:48)
8/25/07	vs. Phi.	13-12 (L)	R. Colsey (0:51)*
6/16/07	vs. Roc.	27-26 (L)	C. Doyle (3:28)
7/28/07	@L.I.	14-12 (W)	J. Sonke (2PG) (6:29)

*Playoff game

OUTLAWS IN ONE-GOAL GAMES

Overall: 24-17 • Home: 10-12 • Away 11-5 • Postseason: 7-2

Date	Opp.	Final	GWG (4Q/OT Time)
8/11/18	at Che.	13-12 (W)	M. Kavanagh (11:07)*
8/4/18	at Atl.	15-14 (W)	E. Law (11:47)
7/22/18	vs. Dal.	12-13 (L)	B. Reeves (14:50)
4/26/18	at Dal.	14-15 (L)	T. Thompson (8:39)^
7/27/17	vs. Ches.	12-11 (W)	E. Law (7:17)^
7/23/17	vs. Ohio	12-13 (L)	P. Baum (13:31)
5/27/17	vs. Roc.	15-16 (L)	J. Boltus (13:33)
4/22/17	@Cha.	13-12 (W)	Mi. Bocklet (11:03)
8/20/16	vs. Ohio	19-18 (W)	E. Law (14:47)#
7/23/16	@Cha.	12-11 (W)	E. Law (12:48)
5/8/16	@Ohio	13-14 (L)	M. Holman (3:03)^
5/1/16	Ohio	17-16 (W)	Snider (2PG) (13:30)
7/25/15	N.Y.	15-14 (W)	D. Snider (0:26)^
6/20/15	Roc.	22-21 (W)	J. Grant (1:23)^
4/19/15	@Ohio	14-13 (W)	Mi. Bocklet (14:58)
8/23/14	vs. Roc.	12-11 (W)	D. Snider (14:04)#
8/16/14	vs. N.Y.	14-13 (W)	J. Sieverts (13:44)*
8/9/14	@N.Y.	11-12 (L)	K. Hartzell (2:19)^
7/26/14	@Ohio	22-23 (L)	K. Harrison (1:45)^
5/10/14	@Bos.	10-9 (W)	C. Bocklet (0:56)^
8/25/12	vs. L.I.	13-12 (W)	J. Sieverts (8:41)*
7/16/11	Roc.	9-8 (L)	J. Levine (12:36)
7/30/11	Bos.	10-9 (L)	Buchanan (13:54)
6/11/11	Che.	16-15 (L)	B. Hunt (1:07)
6/3/11	@L.I.	11-10 (W)	Westervelt (14:08)
5/21/11	@Bos.	13-12 (W)	T. Kimener (13:49)
7/10/10	@Tor.	15-14 (W)	S. Giannone (0:48)^
8/23/09	vs. Tor.	10-9 (L)	S. Williams (14:15)#
8/22/09	vs. Bos.	11-10 (W)	K. Harrison (9:13)*
7/4/09	Bos.	17-16 (L)	J. Smith (13:31)
5/22/09	@Bos.	15-14 (W)	G. Downing (4:51)
8/23/08	vs. L.A.	13-12 (W)	J. Sonke (14:03)*
7/4/08	S.F.	10-9 (W)	R. Powell (7:51)
5/24/08	Was.	7-6 (L)	D. Cherney (11:10)
8/25/07	vs. Phi.	13-12 (L)	R. Colsey (0:51)*^
8/11/07	@S.F.	16-15 (L)	E. Martin (11:19)
8/4/07	L.A.	11-10 (W)	B. Mundorf (12:42)
7/28/07	@L.I.	14-13 (W)	J. Sonke (2PG) (6:29)
6/16/07	Roc.	27-26 (L)	C. Doyle (3:28)^
7/29/06	@L.I.	12-11 (W)	B. Mundorf (10:49)
6/24/06	S.F.	20-19 (L)	T. Booth (2PG) (7:39)

Wins bolded; *MLL Semifinal; #MLL Championship; ^ OT





OUTLAWS ALL-TIME RECORD BY OPPONENT

DENVER VS. ATLANTA

Overall: 3-1 • Home: 2-0 • Away: 1-1 • Postseason: 0-0

5/14/2016	@Atlanta	12-23 (L)
7/16/2016	vs. Atlanta	18-11 (W)
7/4/2017	vs. Atlanta	24-12 (W)
8/4/2018	@Atlanta	15-14 (W)

DENVER VS. BOSTON

Overall: 10-12 • Home: 3-8 • Away: 6-4 • Postseason: 1-0

8/9/2008	@Boston	20-14 (L)
5/22/2009	@Boston	15-14 (W)
7/4/2009	vs. Boston	17-16 (L)
8/22/2009	Boston	11-10 (W)*
5/15/2010	@Boston	16-13 (L)
6/12/2010	@Boston	17-12 (L)
7/31/2010	vs. Boston	16-5 (L)
5/21/2011	@Boston	13-12 (W)
7/3/2011	vs. Boston	15-12 (L)
7/30/2011	vs. Boston	10-9 (L)
5/19/2012	vs. Boston	17-10 (L)
7/19/2012	@Boston	17-13 (W)
5/11/2013	@Boston	14-10 (W)
5/31/2013	vs. Boston	24-14 (W)
5/10/2014	@Boston	10-9 OT (W)
7/4/2014	vs. Boston	13-17 (L)
4/12/2015	@Boston	13-16 (L)
7/4/2015	vs. Boston	9-22 (L)
5/28/2016	vs. Boston	17-13 (W)
6/3/2017	@Boston	19-13 (W)
6/17/2017	vs. Boston	9-16 (L)
7/4/2018	vs. Boston	25-11 (W)

DENVER VS. CHARLOTTE*

Overall: 12-3 • Home: 7-0 • Away: 5-2 • Postseason: 0-1

4/28/2012	@Charlotte	21-12 (W)
7/14/2012	vs. Charlotte	21-7 (W)
4/27/2013	@Charlotte	21-16 (W)
6/29/2013	vs. Charlotte	17-11 (W)
8/24/2013	Charlotte	17-14 (L)*
5/30/2014	vs. Charlotte	13-11 (W)
6/7/2014	@Charlotte	15-18 (L)
5/3/2015	vs. Charlotte	17-10 (W)
6/27/2015	@Charlotte	11-14 (L)
7/23/2016	@Charlotte	12-11 (W)
7/30/2016	vs. Charlotte	15-12 (W)
4/22/2017	@Charlotte	13-12 (W)
5/7/2017	vs. Charlotte	11-7 (W)
5/19/2018	vs. Charlotte	17-13 (W)
6/2/2018	@Charlotte	16-13 (W)

DENVER VS. CHESAPEAKE (Was./Bal.)

Overall: 14-9 • Home: 7-3 • Away: 6-5 • Postseason: 1-1

6/3/2006	vs. Baltimore	24-14 (W)
5/24/2008	@Washington	17-16 (L)
5/30/2009	vs. Washington	20-16 (W)
7/18/2009	@Washington	11-8 (W)
6/19/2010	@Chesapeake	20-16 (W)
7/4/2010	vs. Chesapeake	12-10 (W)
6/11/2011	vs. Chesapeake	16-15 OT (L)
8/13/2011	@Chesapeake	15-9 (W)
6/2/2012	vs. Chesapeake	18-16 (L)
8/11/2012	@Chesapeake	15-13 (W)
8/26/2012	Chesapeake	16-6 (L)*
6/15/2013	@Chesapeake	13-9 (W)
7/27/2013	vs. Chesapeake	14-12 (W)
6/21/2014	vs. Chesapeake	9-6 (W)
7/31/2014	@Chesapeake	18-16 (W)
5/24/2015	vs. Chesapeake	17-10 (W)
6/6/2015	@Chesapeake	12-15 (L)
5/21/2016	@Chesapeake	13-20 (L)
7/27/2017	vs. Chesapeake	12-11 (W)
8/3/2017	@Chesapeake	19-23 (L)
5/13/2018	vs. Chesapeake	22-24 (L)
7/28/2018	@Chesapeake	11-13 (L)
8/11/2018	Chesapeake	13-12 (W)*

DENVER VS. CHICAGO*

Overall: 10-4 • Home: 7-1 • Away: 3-3 • Postseason: 0-0

5/20/2006	vs. Chicago	24-14 (W)
7/22/2006	vs. Chicago	17-12 (W)
8/5/2006	@Chicago	17-13 (W)
6/2/2007	@Chicago	17-19 (L)
6/30/2007	@Chicago	19-9 (W)
7/4/2007	vs. Chicago	22-14 (W)
6/21/2008	vs. Chicago	15-13 (W)
6/29/2008	@Chicago	13-16 (L)
7/26/2008	vs. Chicago	15-13 (W)
5/16/2009	vs. Chicago	11-13 (L)
6/7/2009	@Chicago	15-11 (W)
6/25/2010	@Chicago	14-18 (L)
7/24/2010	vs. Chicago	15-11 (W)
8/7/2010	vs. Chicago	18-8 (W)

DENVER VS. DALLAS (ROC.)

Overall: 10-11 • Home: 4-5 • Away: 3-5 • Postseason: 3-1

6/16/2007	vs. Rochester	27-26 OT (L)
8/24/2008	Rochester	16-8 (L)*
7/16/2011	vs. Rochester	9-8 (L)
7/23/2011	@Rochester	15-8 (L)
6/16/2012	vs. Rochester	16-12 (W)
8/4/2012	@Rochester	17-12 (W)
5/18/2013	vs. Rochester	20-7 (W)
7/20/2013	@Rochester	12-9 (W)
5/17/2014	vs. Rochester	14-8 (W)
6/29/2014	@Rochester	14-19 (L)
8/23/2014	Rochester	12-11 (W)*
5/10/2015	@Rochester	12-15 (L)
6/21/2015	vs. Rochester	22-21 OT (W)
6/18/2016	vs. Rochester	11-19 (L)
7/28/2016	@Rochester	12-11 (W)
5/27/2017	vs. Rochester	15-16 (L)
7/20/2017	@Rochester	12-18 (L)
8/12/2017	Rochester	15-8 (W)*
4/29/2018	@Dallas	14-15 OT (L)
7/22/2018	vs. Dallas	12-13 (L)
8/18/2018	Dallas	16-12 (W)*

DENVER VS. FLORIDA*

Overall: 7-2 • Home: 4-0 • Away: 3-2 • Postseason: 0-0

4/26/2014	@Florida	14-10 (W)
7/20/2014	vs. Florida	13-10 (W)
5/16/2015	@Florida	15-12 (W)
7/19/2015	vs. Florida	20-14 (W)
6/11/2016	@Florida	16-19 (L)
7/04/2016	vs. Florida	14-10 (W)
5/13/2017	@Florida	15-8 (W)
5/6/2018	@Florida	7-16 (L)
6/16/2018	vs. Florida	26-15 (W)

DENVER VS. HAMILTON (TOR.)*

Overall: 10-3 • Home: 5-0 • Away: 5-1 • Postseason: 0-2

6/20/2009	vs. Toronto	15-8 (W)
6/27/2009	@Toronto	20-16 (W)
8/8/2009	@Toronto	10-16 (L)
8/23/2009	Toronto	9-10 (L)*
5/29/2010	vs. Toronto	15-12 (W)
7/10/2010	@Toronto	15-14 OT (W)
5/14/2011	vs. Hamilton	18-10 (W)
6/18/2011	@Hamilton	15-7 (W)
8/27/2011	Hamilton	9-11 (L)*
5/5/2012	vs. Hamilton	15-6 (W)
7/28/2012	@Hamilton	21-12 (W)
6/8/2013	vs. Hamilton	22-9 (W)
8/10/2013	@Hamilton	18-12 (W)

DENVER VS. LOS ANGELES*

Overall: 8-2 • Home: 4-0 • Away: 3-2 • Postseason: 1-0

7/1/2006	vs. Los Angeles	22-11 (W)
7/8/2006	@Los Angeles	17-7 (W)
8/12/2006	@Los Angeles	13-9 (W)
6/9/2007	vs. Los Angeles	18-15 (W)
7/14/2007	@Los Angeles	5-17 (L)
8/4/2007	vs. Los Angeles	11-10 (W)
5/17/2008	vs. Los Angeles	22-12 (W)
6/7/2008	@Los Angeles	16-13 (W)
7/12/2008	@Los Angeles	6-16 (L)
8/23/2008	Los Angeles	13-12 (W)*

DENVER VS. NEW JERSEY*

Overall: 2-0 • Home: 1-0 • Away: 1-0 • Postseason: 0-0

6/17/2006	@New Jersey	19-15 (W)
5/31/2008	vs. New Jersey	19-11 (W)

DENVER VS. NEW YORK (L.I.)

Overall: 22-6 • Home: 11-0 • Away: 8-5 • Postseason: 3-1

7/29/2006	@Long Island	12-11 (W)
7/28/2007	@Long Island	14-12 OT (W)
6/13/2009	vs. Long Island	16-9 (W)
7/25/2009	vs. Long Island	12-7 (W)
8/1/2009	@Long Island	13-9 (W)
5/22/2010	vs. Long Island	13-10 (W)
6/5/2010	@Long Island	15-10 (W)
8/21/2010	Long Island	16-12 (L)*
6/3/2011	@Long Island	11-10 (W)
6/25/2011	vs. Long Island	18-11 (W)
8/6/2011	@Long Island	14-11 (W)
5/12/2012	vs. Long Island	19-11 (W)
6/23/2012	@Long Island	14-8 (L)
8/25/2012	Long Island	13-12 (W)*
7/4/2013	vs. New York	16-7 (W)
8/4/2013	@New York	13-10 (W)
6/14/2014	vs. New York	16-11 (W)
8/9/2014	@New York	11-12 OT (L)
8/16/2014	New York	14-13 (W)*
7/9/2015	@New York	15-18 (L)
7/25/2015	vs. New York	15-14 (W)
6/03/2016	@New York	18-21 (L)
6/24/2016	vs. New York	20-16 (W)
8/13/2016	New York	20-17 (W)*
4/29/2017	@New York	13-7 (W)
6/24/2017	vs. New York	17-14 (W)
4/21/2018	@New York	15-19 (L)
5/4/2018	vs. New York	16-12 (W)

DENVER VS. OHIO*

Overall: 11-5 • Home: 5-2 • Away: 5-2 • Postseason: 1-1

6/9/2012	@Ohio	16-8 (W)
7/4/2012	vs. Ohio	17-13 (W)
5/4/2013	@Ohio	13-8 (W)
6/22/2013	vs. Ohio	19-5 (W)
5/4/2014	vs. Ohio	14-12 (W)
7/26/2014	@Ohio	22-23 OT (L)
4/19/2015	@Ohio	14-13 (W)
5/29/2015	vs. Ohio	12-18 (L)
5/01/2016	vs. Ohio	17-16 (W)
5/08/2016	@Ohio	13-14 (L)
8/20/2016	Ohio	19-18 (W)*
7/15/2017	@Ohio	13-11 (W)
7/23/2017	vs. Ohio	12-13 (L)
8/19/2017	Ohio	12-17 (L)*
6/7/2018	vs. Ohio	17-6 (W)
6/23/2018	@Ohio	17-13 (W)

DENVER VS. PHILADELPHIA*

Overall: 1-2 • Home: 1-0 • Away: 0-0 • Postseason: 0-2

8/27/2006	Philadelphia	12-23 (L)*
7/21/2007	vs. Philadelphia	15-13 (W)
8/25/2007	Philadelphia	12-13 OT (L)*

DENVER VS. SAN FRANCISCO*

Overall: 6-4 • Home: 3-2 • Away: 2-2 • Postseason: 1-0

5/28/2006	@San Francisco	11-15 (W)
6/10/2016	vs. San Francisco	20-25 (L)
6/24/2006	vs. San Francisco	19-20 (L)
8/25/2006	San Francisco	23-14 (W)*
5/19/2007	vs. San Francisco	21-14 (W)
6/23/2007	@San Francisco	14-20 (L)
8/11/2007	@San Francisco	16-15 (L)
6/14/2008	vs. San Francisco	19-16 (W)
7/4/2008	vs. San Francisco	10-9 (W)
7/19/2008	@San Francisco	15-8 (W)

*denotes postseason, #denotes defunct franchise



DENVER OUTLAWS RECORD BOOK

OUTLAWS CAREER RECORDS

POINTS		
Rk.	Player	Pts.
1	Mundorf, Brendan	347
2	Sieverts, Jeremy	257
3	Law, Eric	256
4	Snider, Drew	233
5	Langtry, Brian	186

GOALS		
Rk.	Player	Goals
1	Mundorf, Brendan	229
2	Snider, Drew*	174
3	Law, Eric*	170
4	Sieverts, Jeremy*	146
5	Brown, Matt	138

TWO-POINT GOALS		
Rk.	Player	Goals
1	Sieverts, Jeremy	30
2	Langtry, Brian	12
	Sonke, Jeff	12
4	Sims, Josh	9
5	Seibald, Max	7

ASSISTS		
Rk.	Player	Ast.
1	Mundorf, Brendan	118
2	Law, Eric	85
3	Sieverts, Jeremy	83
4	Langtry, Brian	75
5	Westervelt, Drew	58

POWER-PLAY GOALS		
Rk.	Player	Goals
1	Westervelt, Drew	21
2	Brown, Matt	19
3	Law, Eric	18
4	Snider, Drew	17
5	Bocklet, Chris	14

POWER-PLAY ASSISTS		
Rk.	Player	Ast.
1	Mundorf, Brendan	30
2	Sieverts, Jeremy	14
3	Sims, Josh	11
4	Langtry, Brian	9
	Grant Jr., John	9

GAME-WINNING GOALS		
Rk.	Player	Goals
1	Mundorf, Brendan	10
	Sieverts, Jeremy	10
3	Law, Eric	9
4	Snider, Drew	6
	Westervelt, Drew	6

GROUND BALLS		
Rk.	Player	GB
1	Bocklet, Matt	638
2	Zink, Lee	244
3	Kelly, Anthony	205
4	Snider, Drew	196
5	Snider, Geoff	163

SHOTS ON GOAL		
Rk.	Player	SOG
1	Mundorf, Brendan	415
2	Sieverts, Jeremy	348
3	Snider, Drew	313
4	Law, Eric	272
5	Langtry, Brian	234

FACEOFF ATTEMPTS		
Rk.	Player	FOA
1	Kelly, Anthony	1104
2	Snider, Geoff	738
3	Kelly, Tom*	837
4	Hennessey, Andrew	430
5	Cercy, Chris	358

FACEOFF WINS

Rk.	Player	FOW
1	Kelly, Anthony	610
2	Kelly, Tom*	456
3	Snider, Geoff	373
4	Hennessey, Andrew	225
5	Cercy, Chris	188

FACEOFF PCT. (MIN. 100 ATT)

Rk.	Player	Pct.
1	Anthony Kelly	.553
2	Kelly, Tom*	.545
3	Cercy, Chris	.525
4	Hennessey, Andrew	.523
5	Hiken, Brent	.511

SAVES

Rk.	Player	Saves
1	Schwartzman, Jesse	1,353
2	Kelly, Jack	468
3	Tierney, Trevor	329
4	LaPlante, Ryan	68
5	Cipriano, Charlie	61

SAVE PCT. (MIN. 40 SV)

Rk.	Player	Pct.
1	Tierney, Trevor	.560
2	Cipriano, Charlie	.550
3	Schwartzman, Jesse	.545
4	Kelly, Jack	.544
5	Fullerton, Adam	.494

GOALS AGAINST AVG.

Rk.	Player	GAA
1	Schwartzman, Jesse	11.8
2	Kelly, Jack	12.5
3	Smith, Alex	12.6
4	Cipriano, Charlie	13.3
	Tierney, Trevor	13.3

GOALIE WINS

Rk.	Player	W
1	Schwartzman, Jesse	72
2	Kelly, Jack*	22
3	Tierney, Trevor	14

GAMES PLAYED

Rk.	Player	GP
1	Bocklet, Matt	129
2	Zink, Lee	110
3	Schwartzman, Jesse	106
4	Mundorf, Brendan	90
5	Sieverts, Jeremy	88

INDIVIDUAL SINGLE-SEASON RECORDS

POINTS

Rk.	Player	Pts.	Yr.
1	Mundorf, Brendan	59	2012
2	Law, Eric	58	2018
3	Bocklet, Chris	55	2013
4	Grant Jr., John	54	2014
5	Law, Eric*	52	2014
	Law, Eric*	52	2017

GOALS

Rk.	Player	G	Yr.
1	Bocklet, Chris	42	2013
2	Law, Eric	40	2018
3	Brown, Matt*	38	2006
4	Bocklet, Mike	37	2017
5	Law, Eric*	36	2014
	Mundorf, Brendan	36	2007

TWO-POINT GOALS

Rk.	Player	2PG	Yr.
1	Sonke, Jeff	8	2006
2	Sieverts, Jeremy*	7	2014
	Sieverts, Jeremy*	7	2012
	Sims, Josh	7	2006
5	Sieverts, Jeremy*	6	2013

ASSISTS

Rk.	Player	Ast.	Yr.
1	Mundorf, Brendan	27	2012
2	Grant Jr., John	26	2014
3	Powell, Ryan	23	2008
4	Law, Eric*	20	2017
	Langtry, Brian	20	2008

POWER-PLAY GOALS

Rk.	Player	PPG	Yr.
1	Bocklet, Chris	9	2013
2	Cloutier, Chris	7	2018
	Westervelt, Drew	7	2011
	Westervelt, Drew	7	2009
5	Snider, Drew*	6	2013
	Brown, Matt	6	2009

POWER-PLAY ASSISTS

Rk.	Player	PPA	Yr.
1	Mundorf, Brendan	7	2012
	Sims, Josh	7	2009
3	Mundorf, Brendan	6	2011
4	Four Players	5	—

GAME-WINNING GOALS

Rk.	Player	GWG	Yr.
1	Sieverts, Jeremy*	4	2014
2	Law, Eric*	3	2016
	Sieverts, Jeremy*	3	2012
	Langtry, Brian	3	2009
	Law, Mike*	3	2006

GROUND BALLS

Rk.	Player	GB	Yr.
1	Bocklet, Matt*	101	2016
2	Bocklet, Matt*	83	2015
3	Snider, Geoff	78	2008
4	Snider, Geoff	76	2007
5	Bocklet, Matt*	72	2013

SHOTS ON GOAL

Rk.	Player	SOG	Yr.
1	Bocklet, Chris	69	2013
2	Snider, Drew	67	2015
	Law, Mike	67	2006
4	Sieverts, Jeremy*	66	2016
	Mundorf, Brendan	66	2012

FACEOFF ATTEMPTS

Rk.	Player	FOA	Yr.
1	Snider, Geoff	363	2008
2	Cercy, Chris	358	2006
3	Kelly, Anthony	354	2013
4	Snider, Geoff	338	2007
5	Kelly, Thomas*	333	2016

FACEOFF WINS

Rk.	Player	FOW	Yr.
1	Kelly, Anthony	195	2013
2	Snider, Geoff	188	2007
	Cercy, Chris	188	2006
4	Snider, Geoff	175	2008
5	Kelly, Tom*	174	2017
	Kelly, Tom*	174	2016

FACEOFF PCT. (MIN. 100 ATT)

Rk.	Player	Pct. (wins-att.)	Yr.
1	Hiken, B.	.619 (65-105)	2016
2	Kelly, A.	.584 (87-149)	2012
3	Kelly, A.	.567 (169-298)	2015
4	Kelly, T.*	.567 (174-307)	2017
5	Hennessey, A.	.557 (142-255)	2011

SAVES

Rk.	Player	Saves	Yr.
1	Kelly, Jack*	194	2017
1	Schwartzman, Jesse	193	2008
2	Tierney, Trevor	188	2006
3	Schwartzman, Jesse	184	2013
4	Schwartzman, Jesse	181	2014



SAVE PCT. (MIN. 100 SV.)

Rk.	Player	Pct.	Yr.
1	Schwartzman, Jesse	.597	2013
2	Tierney, Trevor	.586	2006
3	Schwartzman, Jesse	.566	2011
4	Schwartzman, Jesse	.560	2014
5	Schwartzman, Jesse	.551	2008

GOALS AGST AVG. (MIN. 9 GP)

Rk.	Player	GAA	Yr.
1	Schwartzman, Jesse	9.7*	2013
2	Schwartzman, Jesse	9.9	2011
3	Schwartzman, Jesse	11.0	2012
4	Schwartzman, Jesse	11.3	2009
5	Kelly, Jack	11.8	2017

GOALIE WINS

Rk.	Player	W	Yr.
1	Schwartzman, Jesse	14	2013
2	Schwartzman, Jesse	11	2012
3	Kelly, Jack*	9	2017
	Schwartzman, Jesse	9	2009
	Tierney, Trevor	9	2006

INDIVIDUAL SINGLE-GAME RECORDS

POINTS

Rk.	Player	Game	Points
1	E. Law (7, 4, 0)	vs. Fla., 6/16/18	11
2	Mi. Bocklet (5, 5, 0)	vs. Fla., 7/19/15	10
	B. Mundorf (6, 4, 0)	vs. Ham., 5/14/11	10
4	M. Kavanagh (5, 4, 0)	vs. Dal., 8/18/18*	9
	C. Cloutier (6, 3, 0)	vs. Bos., 7/4/18	9
	J. Grant Jr. (6, 3, 0)	at Ohio, 7/26/14	9
	M. Law (4, 3, 2)	vs. Bal., 6/3/06	9

GOALS

Rk.	Player	Game	Goals
1	E. Law	vs. Fla., 6/16/18	7
	C. Bocklet	vs. Fla., 7/19/15	7
	J. Grant Jr.	vs. Roc., 6/20/15	7
	M. Brown	vs. L.A., 7/1/06	7

ASSISTS

Rk.	Player	Game	Ast.
1	M. Kavanagh	vs. Roc., 8/12/17*	6
2	M. Kavanagh	vs. Dal., 8/18/18*	5
	Four Others	—	5

TWO-POINT GOALS

Rk.	Player	Game	2PG
1	J. Sieverts	vs. Bos., 5/31/13	2
	J. Sieverts	at Cha., 4/28/12	2
	M. Seibald	vs. Bos., 7/3/11	2
	B. Langtry	at Chi., 6/7/09	2
	B. Langtry	vs. Roc., 6/26/07	2
	J. Sonke	at L.I., 7/29/06	2
	M. Law	vs. Bal., 6/3/06	2
	J. Sonke	at S.F., 5/28/06	2
	J. Sims	vs. Chi., 5/20/06	2

GROUND BALLS

Rk.	Player	Game	GB
1	G. Snider	vs. Chi., 7/4/07	17
2	M. Bocklet	at Fla., 6/11/16	16
3	M. Adler	at Che., 8/3/17	13
	G. Snider	vs. Roc., 6/26/07	13
5	M. Bocklet	at Roc. 7/28/16	12

FACEOFF WINS

Rk.	Player	Game	FOW
1	M. Adler	vs. Bos., 7/4/18	28
	G. Snider	vs. Roc., 6/26/07	28
3	C. Cercy	vs. Chi., 5/20/06	27
4	G. Snider	at Chi., 6/2/07	27
5	T. Kelly	at Fla., 6/11/16	26

FACEOFF PCT. (MIN. 10 ATT)

Rk.	Player	Game	Pct.
1	T. Kelly	vs. Ohio, 7/23/17	.893
2	A. Kelly	at Ohio, 4/19/15	.800
3	A. Hennessey	vs. L.I., 6/25/11	.793
4	A. Kelly	vs. Che., 5/24/15	.774
5	A. Hennessey	at L.I., 6/3/11	.773

SAVES

Rk.	Player	Game	Saves
1	T. Tierney	at Chi., 8/5/06	29
2	J. Schwartzman	vs. Che. 6/21/14	28
3	J. Schwartzman	vs. Cha., 6/29/13	27
	T. Tierney	vs. L.A., 6/9/07	27
5	J. Kelly	vs. Fla., 5/6/18	26

INDIVIDUAL SINGLE-GAME OPPONENT RECORDS

POINTS

Rk.	Player (G, A, 2PG)	Game	Pts.
1	J. Grant Jr. (8, 4, 2)	vs. Roc., 6/26/07	14
2	R. Powell (9, 3, 0)	vs. S.F., 6/10/06	12
3	J. Wolf (6, 4, 0)	vs. Roc. 6/18/16	10
4	3 players (last: R. Staats, at Atl., 5/14/16)		9

GOALS

Rk.	Player	Game	Goals
1	R. Powell	vs. S.F., 6/10/06	9
2	J. Grant Jr.	vs. Roc., 6/26/07	8
3	J. Byrne	at Che., 8/3/17	7
4	7 players (last: J. Wolf vs. Roc., 6/18/16)		6

TWO-POINT GOALS

Rk.	Player	Game	2PG
1	R. Tucker	vs. Bos., 7/4/15	3
	T. Booth	vs. S.F., 6/24/06	3
2	J. Turri	vs. Roc., 6/20/15	2
	K. Dixon	at Che., 8/11/12	2
	G. Catalino	at Roc., 7/23/11	2
	M. Danowski	vs. L.I., 6/25/11	2

ASSISTS

Rk.	Player	Game	Ast.
1	T. Schreiber	vs. Ohio, 5/29/15	7
	S. Ford	at L.A., 7/14/07	7
3	S. Ford	vs. L.A., 6/9/07	6
4	P. Rabil	vs. Bos., 5/31/13	5
	S. Morris	at Bos., 8/9/08	5
	S. Ford	vs. L.A., 8/4/07	5
7	12 times, last, J. Wolf vs. Roc., 6/18/16		4

GROUND BALLS

Rk.	Player	Game	GB
1	G. Gurenlian	at N.Y., 7/9/15	18
2	T. Fallon	vs. Cha., 6/29/13	16
3	D. Shanahan	at Chi., 8/5/06	13
4	6 players (last: J. Ortolani, vs. Roc., 6/20/15)		12

FACEOFF WINS

Rk.	Player	Game	FOW
1	G. Gurenlian	at N.Y., 7/9/15	30
	S. Robarge	at Che., 7/31/14	30
3	A. Smith	vs. Was., 5/30/09	27
	C. Eck	at Bos., 5/21/11	27
5	A. Smith	vs. Roc., 6/26/07	25

FACEOFF PCT. (MIN 10 ATT)

Rk.	Player	Game	Pct.
1	C. Eck	at Bos., 5/21/11	.931
2	G. Gurenlian	at N.Y., 7/9/15	.857
3	G. Gurenlian	at L.I., 6/23/12	.808
4	S. Robarge	at Che., 7/31/14	.805
5	C. Eck	vs. Bos., 7/31/10	.792

SAVES

Rk.	Player	Game	Saves
1	M. Gabel	at Chi., 8/5/06	30
2	M. Jarboe	at L.A., 7/14/07	25
3	T. Johnson	vs. L.A., 7/1/06	24
4	M. Gabel	vs. Chi., 6/21/08	23
	J. Tillman	at L.A., 7/8/06	23

OUTLAWS SINGLE-GAME TEAM RECORDS

SCORE

Rk.	Game	Score
1	vs. Fla., 6/16/18	26
	vs. Roc., 6/26/07	26
2	vs. Box., 7/4/18	25
3	vs. Atl., 7/4/17	24
	vs. Bos., 5/31/13	24
	vs. Chi., 5/20/06	24
	vs. Bal., 6/3/06	24

POINTS

Rk.	Game	Pts.
1	vs. Fla., 6/16/18	42
	vs. Roc., 6/26/07	42
3	vs. Bal., 6/3/06	36
4	vs. Atl., 7/4/17	35
	vs. Ham., 6/8/13	35
6	vs. L.A., 7/1/06	34
	vs. L.A., 5/17/08	34
	at Ham., 7/28/12	34

GOALS

Rk.	Game	Goals
1	vs. Bos., 7/4/18	25
2	vs. Fla., 6/16/18	24
3	vs. Atl., 7/4/17	22
	at Ohio, 7/26/14	22
	vs. Ham., 6/8/13	22
	vs. Chi., 7/4/07	22
	vs. Roc., 6/26/07	22

ASSISTS

Rk.	Game	Ast.
1	vs. Roc., 6/26/07	16
	vs. Bos., 7/4/18	16
	vs. Fla., 6/16/18	16
4	at Che., 7/31/14	15
5	at Che., 8/3/17	14
	at Bos., 7/19/12	14

GROUND BALLS

Rk.	Game	GB
1	vs. Fla., 7/19/15	53
2	vs. Cha., 7/14/12	51
3	vs. Che., 5/24/15	49
	at L.I., 6/3/11	49
5	at Dal., 4/29/18	48

POWER-PLAY GOALS

Rk.	Game	PPG
1	at Ham., 8/10/13	5
	vs. Fla., 6/16/18	5
3	vs. Cha., 6/29/13	4
	vs. Ham., 5/5/12	4
	vs. Ham., 5/14/11	4
6	10 times (last: vs. N.Y., 7/25/15)	3

TWO-POINT GOALS

Rk.	Game	2P
1	vs. Bos., 5/31/13	4
	at Cha., 4/28/12	4
	vs. Roc., 6/26/07	4
	vs. Bal., 6/3/06	4
5	at Tor., 6/27/09	3
	at L.A., 7/8/06	3
	vs. S.F., 6/10/06	3

SHOTS ON GOAL

Rk.	Game	SOG
1	at Che., 8/3/17	48
2	vs. Chi., 5/20/06	47
3	at Chi., 8/5/06	46
	at L.A., 7/8/06	46
5	vs. L.A., 7/1/06	45

FACEOFF WINS

Rk.	Game	FOW
1	vs. Roc., 6/26/07	28
2	at Chi., 6/2/07	27
	vs. Chi., 5/20/06	27
4	at Fla., 6/11/16	26
	vs. Chi., 7/4/07	25
	vs. S.F., 6/10/06	25

FACEOFF PCT/ (MIN 10 ATT)

Rk.	Game	Pct.
1	vs. Ohio, 7/23/17	.862
2	at Ohio, 4/19/15	.800
	vs. L.I., 6/25/11	.800
4	at L.I., 6/3/11	.783
5	vs. Che., 5/24/15	.774
	vs. Cha., 7/14/12	.774



SAVES		
Rk.	Game	Saves
1	at Chi., 8/5/06	29
2	vs. Che., 6/21/14	28
3	vs. L.A., 6/9/07	27
	vs. Cha., 6/29/13	27
5	vs. Bal., 6/3/06	26

SHORTHANDED GOALS		
Rk.	Game	SHG
1	at Bos., 8/9/08	2
2	12 times, last at Roc., 7/28/16	1

GOALS IN ONE QUARTER			
Rk.	Game	Qtr.	G
1	vs. Chi., 5/20/06	1st	11
2	vs. Cha., 7/14/12	1st	10
	vs. Roc., 6/26/07	4th	10
4	vs. Atl., 7/4/17	2nd	9
	vs. L.A., 5/17/08	2nd	9
	vs. S.F., 6/14/08	3rd	9
	at Chi., 6/30/07	1st	9

GOALS IN ONE HALF			
Rk.	Game	Half	Goals
1	vs. Roc., 6/26/07	2nd	18
2	at Chi., 6/30/07	1st	15
3	vs. L.A., 5/17/08	1st	14
	vs. L.A., 7/1/06	1st	14
	vs. Chi., 5/20/06	1st	14

MARGIN OF VICTORY		
Rk.	Game	Margin (Score)
1	vs. Bos., 7/4/18	14 (25-11)
	vs. Ohio, 6/22/13	14 (19-5)
	vs. Cha., 7/14/12	14 (21-7)
3	vs. Ham., 6/8/13	13 (22-9)
	vs. Roc., 5/18/13	13 (20-7)

SCORE		
Rk.	Game	Score
1	vs. Roc., 6/26/07	27
2	vs. S.F., 6/10/06	25
3	at Che., 8/3/17	23
	at Atl., 5/14/16	23
	at Ohio, 7/26/14	23

GOALS		
Rk.	Game	Goals
1	vs. Roc., 6/26/07	24
	vs. S.F., 6/10/06	24
3	at Ohio, 7/26/14	23
4	vs. Atl., 5/14/16	22
5	at Bos., 8/9/08	20

ASSISTS		
Rk.	Game	Ast.
1	at Che., 5/21/16	14
2	at Atl., 5/14/16	13
	vs. Ohio, 5/29/15	13
	at L.A., 7/14/07	13
	vs. Roc., 6/26/07	13

POINTS		
Rk.	Game	Pts.
1	vs. Roc., 6/26/07	40
2	at Atl., 5/14/16	36
3	at Che., 8/3/17	35
4	at Che., 5/21/16	34
	vs. S.F., 6/10/06	34

GROUND BALLS		
Rk.	Game	GB
1	vs. Roc., 6/20/15	52
2	at Chi., 8/5/06	50
3	at N.Y., 6/3/16	49
	at Roc., 5/10/15	49
5	at Che., 5/21/16	46
	at Roc., 8/4/12	46
	at S.F., 8/11/07	46

TWO-POINT GOALS		
Rk.	Game	2PG
1	vs. Bos., 7/4/15	4
	vs. Roc., 6/20/15	4
	vs. S.F., 6/24/06	4
4	vs. Che., 6/2/12	3
	vs. Roc., 6/26/07	3
	vs. S.F., 5/19/07	3

SHOTS ON GOAL		
Rk.	Game	SOG
1	vs. Roc., 6/26/07	47
2	at Bos., 8/9/08	45
3	vs. L.A., 6/9/07	42
	at Chi., 8/5/06	42
5	at Ohio, 7/26/14	41

FACEOFF WINS		
Rk.	Game	FOW
1	at Ohio, 7/26/14	31
2	at N.Y., 7/9/15	30
	at Che., 7/31/14	30
4	vs. Roc., 6/20/15	29
5	vs. Roc., 6/26/07	28

FACEOFF PCT. (MIN 10 ATT)		
Rk.	Game	Pct.
1	at Bos., 5/21/11	0.931
2	at N.Y., 7/9/15	0.857
3	at L.I., 6/23/12	0.808
4	at L.A., 8/12/06	0.800
5	vs. Bos., 7/31/10	0.792

POWER-PLAY GOALS		
Rk.	Game	PPG
1	at Ham., 7/28/12	5
2	at L.A., 7/12/08	4
3	14 times, last at Cha., 6/27/15	3

SHORTHANDED GOALS		
Rk.	Game	SHG
1	vs. Bos., 5/19/12	3
	at Tor., 6/27/09	3
3	vs. L.I., 6/13/09	2
	vs. L.A., 6/9/07	2
5	vs. Bos., 7/4/15	1
	vs. Roc., 6/16/12	1
	vs. Bos., 7/30/11	1

SAVES		
Rk.	Game	Saves
1	at Chi., 8/5/06	30
	at L.A., 7/8/06	30
3	at L.I., 7/29/06	28
4	at L.A., 7/14/07	27
5	vs. Chi., 5/20/06	26

GOALS IN ONE QUARTER			
Rk.	Game	Qtr.	Goals
1	vs. Roc., 6/26/07	4th	11
2	vs. Roc., 6/20/15	4th	9
	vs. S.F., 6/14/08	2nd	9
4	vs. Bos., 7/4/15	1st	8
	at Cha., 6/27/15	3rd	8
	at Che., 7/31/14	3rd	8
	vs. Roc., 6/26/07	1st	8
	vs. S.F., 6/10/06	2nd	8
	vs. S.F., 6/10/06	4th	8

GOALS IN ONE HALF			
Rk.	Game	Half	Goals
1	vs. Roc., 6/26/07	2nd	15
2	at S.F., 6/23/07	2nd	14
3	vs. Bos., 7/4/15	1st	13
	vs. Roc., 6/20/15	2nd	13
	at Ohio, 7/26/14	2nd	13
	vs. S.F., 6/10/06	2nd	13

MARGIN OF VICTORY		
Rk.	Game	Margin (Score)
1	vs. Bos., 7/4/15	13 (22-9)
2	at L.A., 7/14/07	12 (17-5)
3	at Atl., 5/14/16	11 (23-12)
	vs. Bos., 7/31/10	11 (16-5)

SINGLE-GAME OUTLAWS TEAM LOWS		
SCORE		
Rk.	Game	Score
1	vs. Bos., 7/31/10	5
	at L.A., 7/14/07	5
3	at L.A., 7/12/08	6
4	at L.I., 6/23/12	8
	at Roc., 7/23/11	8
	vs. Roc., 7/16/11	8

POINTS		
Rk.	Game	Pts.
1	at L.A., 7/14/07	6
2	vs. Bos., 7/31/10	7
3	vs. Roc., 7/16/11	9
4	at L.A., 7/12/08	10
5	vs. Che. 6/21/14	11

GOALS		
Rk.	Game	Goals
1	vs. Bos., 7/31/10	5
	at L.A., 7/14/07	5
3	at L.A., 7/12/08	6
4	vs. Che. 6/21/14	8
	at L.I., 6/23/12	8
	at Roc., 7/23/11	8
	vs. Roc., 7/16/11	8
	vs. Tor., 6/20/09	8

ASSISTS		
Rk.	Game	Ast.
1	vs. Roc., 7/16/11	1
	at L.I., 7/28/07	1
	at L.A., 7/14/07	1
4	vs. Che. 6/21/14	2
	vs. Bos., 7/31/10	2
	vs. Chi., 5/16/09	2
	vs. Chi., 5/20/06	2

GROUND BALLS		
Rk.	Game	GB
1	at Chi., 6/7/09	10
2	vs. S.F., 6/24/06	14
3	at L.I., 6/10/10	18
4	at Bos., 5/22/09	19
5	at Cha., 6/27/15	20
	at Was., 7/18/09	20

SHOTS ON GOAL		
Rk.	Game	SOG
1	at L.A., 7/12/08	15
	vs. S.F., 7/4/08	15
3	at Bos., 5/21/11	20
4	at Che., 6/6/15	21
5	vs. Ohio, 5/29/15	22
	at L.I., 6/23/12	22
	at Roc., 7/23/11	22
	vs. Bos., 7/31/10	22

FACEOFF WINS		
Rk.	Game	FOW
1	at Bos., 5/21/11	2
2	at N.Y., 7/9/15	5
	at L.I., 6/23/12	5
	vs. Bos., 7/31/10	5
	at L.A., 8/12/06	5

FACEOFF PCT. (MIN 10 ATT)		
Rk.	Game	Pct.
1	at Bos., 5/21/11	.069
2	at N.Y., 7/9/15	.143
3	at Che., 7/31/14	.189
4	at L.I., 6/23/12	.192
5	at L.A., 8/12/06	.200

SAVES		
Rk.	Game	Saves
1	at Roc., 7/23/11	4
2	vs. N.Y., 7/25/15	5
3	vs. L.I., 6/25/11	6
4	vs. Ohio, 5/4/14	7
5	vs. Bos., 7/4/15	8
	vs. L.I., 7/25/09	8
	vs. L.I., 6/13/09	8
	at L.A., 7/14/07	8



SINGLE-GAME OPPONENT TEAM LOWS

SCORE		
Rk.	Game	Score
1	vs. Ohio, 6/22/13	5
2	vs. Che. 6/21/14	6
	vs. Ham., 5/5/12	6
4	vs. Cha., 5/7/17	7
	at N.Y., 4/29/17	7
	vs. Roc., 5/18/13	7
	vs. Cha., 7/14/12	7
	at Ham., 6/18/11	7

GOALS		
Rk.	Game	Goals
1	vs. Ohio, 6/22/13	5
2	at N.Y., 4/29/17	6
3	vs. Che. 6/21/14	6
	vs. Cha., 7/14/12	6
	vs. Ham., 5/5/12	6
	at Ham., 6/18/11	6
	at L.A., 7/8/06	6

POINTS		
Rk.	Game	Pts.
1	vs. Ohio, 6/22/13	5
2	vs. Che. 6/21/14	8
	vs. L.I., 7/25/09	8
4	at Fla., 5/13/17	10
	at N.Y., 4/29/17	10
	at Was., 7/18/09	10
	at Ohio, 5/4/13	10

ASSISTS		
Rk.	Game	Ast.
1	vs. Ohio, 6/22/13	0
2	vs. L.I., 7/25/09	1
3	at Fla., 5/13/17	2
	vs. Che. 6/21/14	2
	at Ohio, 5/4/13	2
	at Roc., 7/20/13	2
	at L.I., 8/6/11	2
	at Was., 7/18/09	2

GROUND BALLS		
Rk.	Game	GB
1	vs. L.I., 7/25/09	7
2	at Chi., 6/7/09	11
3	at Ohio, 4/19/15	15
4	vs. Was., 5/30/09	16
	at L.A., 7/8/06	16
	vs. L.A., 7/1/06	16

SHOTS ON GOAL		
Rk.	Game	SOG
1	vs. L.I., 6/25/11	15
	at Ham., 6/18/11	15
	vs. L.I., 7/25/09	15
4	at Roc., 7/23/11	17
	vs. L.I., 6/13/09	17

FACEOFF WINS		
Rk.	Game	FOW
1	at L.I., 6/3/11	5
2	at Ohio, 4/19/15	6
	vs. Che. 6/21/14	6
	vs. L.I., 6/25/11	6
5	vs. Che., 5/24/15	7

FACEOFF PCT. (MIN 10 ATT)		
Rk.	Game	Pct.
1	at Ohio, 4/19/15	.200
	vs. L.I., 6/25/11	.200
3	at L.I., 6/3/11	.217
4	vs. Che., 5/24/15	.226
	vs. Cha., 7/14/12	.226

SAVES		
Rk.	Game	Saves
1	vs. S.F., 7/4/08	5
2	vs. Roc., 5/18/13	7
	at Bos., 5/21/11	7
4	at Roch., 6/29/14	8
5	6 times (last: vs. Roc., 6/20/15)	9

MISCELLANEOUS RECORDS

HOME ATTENDANCE				
Rk.	Date	Opp.	Venue	Att.
1	7/4/15	vs. Bos.	Sports Authority Field	31,664*
2	7/4/13	vs. N.Y.	Sports Authority Field	31,019
3	7/4/12	vs. Ohio	Sports Authority Field	30,128
4	7/4/18	vs. Bos.	Broncos Stadium	29,973
5	7/4/14	vs. Bos.	Sports Authority Field	29,718

*MLL Record

ROAD ATTENDANCE				
Rk.	Date	Opp.	Venue	Att.
1	8/11/12	at Che.	Navy-Marine Corps Memorial	10,420
2	5/10/14	at Bos.	Harvard Stadium	9,066
3	6/15/13	at Che.	Navy-Marine Corps Memorial	8,539
4	8/13/11	at Che.	Navy-Marine Corps Memorial	8,517
5	8/9/08	at Bos.	Harvard Stadium	8,425

LONGEST GAMES			
Rk.	Date	Opp.	Time
1	8/20/16	vs. Ohio	4:00
2	7/21/08	vs. Chi.	3:52
3	7/26/14	at Ohio	3:36
4	7/4/08	vs. S.F.	3:26
5	6/9/07	vs. L.A.	3:23

SHORTEST GAMES			
Rk.	Date	Opp.	Time
1	7/21/07	vs. N.J.	1:20
2	7/12/08	at L.A.	1:50
	8/8/09	at Tor.	1:50
4	6/12/10	at Bos.	1:51
5	7/8/06	at L.A.	1:56

OUTLAWS OUTSTANDING PERFORMANCES

OUTLAWS 6+ GOAL GAMES (25)		
G	Player	Opponent
7	E. Law	vs. Fla., 6/16/18
7	C. Bocklet	vs. Fla., 7/19/15
7	J. Grant Jr.	vs. Roc., 6/20/15
7	M. Brown	vs. L.A., 7/1/06
6	C. Cloutier	vs. Bos., 7/4/18
6	C. Cloutier	at Ohio, 6/23/18
6	C. Cloutier	vs. Cha., 5/19/18
6	D. Snider	vs. Che., 5/13/18
6	Mi. Bocklet	vs. Atl., 7/4/17
6	J. Sieverts	vs. Roc., 6/20/15
6	J. Grant Jr.	at Ohio, 7/26/14
6	C. Bocklet	at Cha., 4/27/13
6	C. Bocklet	vs. Ohio, 6/22/13
6	C. Bocklet	vs. Roc., 5/18/13
6	J. McBride	at Ham., 7/28/12
6	B. Mundorf	vs. Roc., 6/16/12
6	B. Mundorf	vs. Ham., 5/14/11
6	M. Brown	at Tor., 6/27/09
6	D. Westervelt	vs. Bos., 7/4/09
6	M. Hanna	at L.A., 6/7/08
6	M. Brown	at S.F., 7/19/08
6	J. Sonke	vs. S.F., 5/19/07
6	M. Law	vs. Chi., 5/20/06
6	B. Mundorf	vs. S.F., 6/24/06

4+ ASSIST GAMES (25)		
Ast.	Player	Opponent
6	M. Kavanagh	vs. Roc., 8/12/17
5	Mi. Bocklet	vs. Fla., 7/19/15
5	B. Mundorf	vs. Che., 6/2/12
5	B. Mundorf	vs. Tor., 5/29/10
5	R. Powell	at L.A., 6/7/08
4	E. Law	vs. Fla., 6/16/18
4	C. Cloutier	vs. Fla., 6/16/18
4	M. Kavanagh	at Che., 8/3/17
4	E. Law	at Che., 8/3/17
4	M. Kavanagh	vs. Cha., 7/30/16
4	E. Law	at Fla., 6/11/16
4	J. Grant Jr.	at N.Y., 7/9/15
4	J. Grant Jr.	vs. Che., 5/24/15
4	J. Grant Jr.	at Che., 7/31/14
4	B. Mundorf	at Bos., 7/19/12
4	T. Kimener	at Bos., 7/19/12
4	B. Mundorf	at Ham., 6/18/11
4	B. Mundorf	vs. Ham., 5/14/11
4	D. Hardy	at Tor., 7/10/10
4	B. Mundorf	at Chi., 6/25/10

4	D. Westervelt	vs. Tor., 6/20/09
4	R. Powell	at Chi., 7/29/08
4	R. Powell	at S.F., 7/19/08
4	B. Langtry	at Was., 5/24/08
4	J. Sims	at Chi., 6/2/07

8+ POINT GAMES (23)

Pts.	Player (G, A, 2pG)	Opponent
11	E. Law (7, 4, 0)	vs. Fla., 6/16/18
10	Mi. Bocklet (5, 5, 0)	vs. Fla., 7/19/15
10	B. Mundorf (6, 4, 0)	vs. Ham., 5/14/11
9	J. Grant Jr. (6, 3, 0)	at Ohio, 7/26/14
9	M. Law (4, 3, 2)	vs. Bal., 6/3/06
8	C. Cloutier (4, 4, 0)	vs. Fla., 6/16/18
8	C. Cloutier (6, 2, 0)	vs. Cha., 5/19/18
8	Mi. Bocklet (6, 2, 0)	vs. Atl., 7/4/17
8	D. Snider (5, 2, 1)	vs. Ohio, 5/1/16
8	C. Bocklet (7, 1, 0)	vs. Fla., 7/19/15
8	J. Grant Jr. (7, 1, 0)	vs. Roc., 6/20/15
8	J. Sieverts (6, 1, 1)	vs. Roc., 6/20/15
8	J. Grant Jr. (4, 4, 0)	at Che., 7/31/14
8	B. Langtry (4, 3, 1)	vs. L.A., 5/17/08
8	B. Langtry (5, 1, 2)	vs. Roc., 6/26/07
8	B. Mundorf (3, 5, 0)	vs. Che., 6/2/12
8	B. Mundorf (4, 4, 0)	at Ham., 6/18/11
8	B. Mundorf (5, 3, 0)	at Che., 8/13/11
8	B. Mundorf (5, 3, 0)	vs. L.A., 6/9/07
8	B. Mundorf (6, 0, 2)	vs. Roc., 6/16/12
8	C. Bocklet (6, 2, 0)	vs. Roc., 5/18/13
8	D. Westervelt (6, 1, 1)	vs. Bos., 7/4/09
8	J. McBride (6, 2, 0)	at Ham., 7/28/12

10+ GROUND BALL GAMES (13)

GB	Player	Opponent
17	G. Snider	vs. Chi., 7/4/07
15	M. Bocklet	at Fla., 6/11/16
13	M. Adler	at Che., 8/3/17
13	G. Snider	vs. Roc., 6/26/07
12	M. Bocklet	at Roc., 7/28/16
12	A. Kelly	at Bos., 5/11/13
11	M. Bocklet	at N.Y., 6/3/16
11	A. Kelly	at Ham., 7/28/12
10	A. Kelly	vs. Ohio, 6/22/13
10	G. Snider	vs. S.F., 6/14/08
10	G. Snider	vs. N.J., 5/31/08
10	L. Braun	at Was., 5/24/08
10	J. Sims	vs. Chi., 5/20/06



2012 MLL MVP Brendan Mundorf



DENVER OUTLAWS ALL-TIME ROSTER

PLAYERS	POS	GP	G	2pG	A	PTS	PIM	PPG	PPA	SHG	GWG	GB	S	SPCT	SOG	FO
A																
Adamson, Erik	M	7	5	0	1	6	0	0	0	0	0	6	16	.313	8	0-0
Adler, Max	M	10	1	0	1	2	0.5	0	0	0	0	68	6	.167	4	177-310
Alford, Harry	G	2	0	0	0	0	0	0	0	0	0	1	0	.000	0	0-0
Ambler, Ryan	A	7	7	0	4	11	0	0	0	0	0	5	19	.368	15	0-0
B																
Barber, Tim	M	16	16	0	5	21	0	0	0	0	0	3	41	.390	28	0-0
Barrie, Kyle	A	2	2	0	0	2	1.0	0	0	0	1	2	4	.500	4	0-0
Bastis, Greg	M	6	3	0	0	3	0	0	0	0	0	2	16	.188	10	0-0
Bellistri, Kylor	A	10	21	0	7	28	1.5	1	0	0	1	9	20	.438	31	0-0
Berg, Wes	A	29	44	0	16	60	3.0	4	3	0	2	34	173	.254	99	0-0
Bernier, Matt	D	4	0	0	0	0	0.5	0	0	0	0	14	0	.000	0	0-0
Bitter, Billy	A	9	12	0	4	16	3.0	2	0	0	1	18	39	.308	23	0-0
Bocklet, Chris	A	49	106	0	30	136	3.0	14	3	0	5	63	273	.388	183	0-1
Bocklet, Graham	D	1	0	0	0	0	0.5	0	0	0	0	1	0	.000	0	0-0
Bocklet, Matt	D	129	19	0	27	46	16.0	0	1	0	0	638	79	.241	46	0-0
Bocklet, Mike	A	38	98	0	42	140	0.5	9	3	0	4	50	257	.381	168	0-0
Bokmeyer, Justin	M	2	1	0	0	1	0.5	0	0	0	0	0	3	.333	1	0-0
Borell, Jim	M	5	1	0	0	1	0.5	0	0	0	0	4	3	.333	2	0-0
Braun, Lou	FO	13	2	0	2	4	0	0	0	0	0	46	4	.500	4	80-196
Briggs, Colin	M	8	2	0	4	6	0	0	0	0	0	10	14	.143	7	0-0
Brown, Ben	G	4	0	0	0	0	0	0	0	0	0	0	0	.000	0	0-0
Brown, Matt	A	56	138	2	20	160	8.0	19	1	1	5	47	282	.489	216	0-0
Burgdorf, Christian	D	5	0	0	0	0	1.0	0	0	0	0	7	0	.000	0	0-0
C																
Carlson, Nick	A	1	0	0	0	0	1.5	0	0	0	0	1	1	.000	1	0-0
Celentani, Tom	D	3	0	0	0	0	0	0	0	0	0	3	0	.000	0	0-0
Cercy, Chris	M	12	1	0	0	1	1	0	0	0	0	29	7	.143	3	188-358
Christopher, Brian	M	2	1	0	0	1	3	0	0	0	0	1	2	.500	1	0-0
Cipriano, Charlie	G	14	0	0	0	0	0	0	0	0	0	0	0	.000	0	0-0
Cittadino, Casey	M	72	5	0	8	13	3.0	0	0	0	0	69	29	.172	15	0-2
Clausen, Ken	D	28	0	0	1	1	7.0	0	0	0	0	62	3	.000	1	0-0
Cloutier, Chris	A	6	26	0	14	40	0.5	7	2	0	2	10	51	.510	37	0-0
Cocchi, Dan	D	4	0	0	0	0	1	0	0	0	0	11	0	.000	0	0-0
Cocoziello, Dan	D	6	0	0	0	0	2	0	0	0	0	13	0	.000	0	0-0
Cornetti, Luke	M	2	0	0	0	0	0	0	0	0	0	0	2	.000	1	0-0
Conley, Peter	A	1	0	0	2	2	0	0	0	0	0	0	5	.000	2	0-0
Cox, Tim	M	3	1	0	0	1	0	0	0	0	0	1	9	.000	2	0-0
Cranston, Ryan	F	2	0	0	0	0	0	0	0	0	0	0	8	.000	4	0-0
Crawford, Callum	A	4	7	0	7	14	.5	0	2	0	0	5	19	.368	14	0-0
Currier, Zach	M	16	23	0	25	48	5.0	0	3	0	0	62	65	.400	43	1-4
D																
Dalton, Will	FO	8	1	0	0	1	0	0	0	0	0	15	2	.500	2	78-195
DeLaney, Sean	M	15	13	1	4	18	0	0	1	0	1	12	46	.283	31	0-0
Dennis, Romar	M	20	20	5	8	33	1.5	1	1	0	2	18	116	.172	67	0-0
Dickson, Curtis	A	5	11	0	5	16	0	0	0	0	1	1	37	.297	27	0-0
Dickson, David	M	4	1	0	2	3	3.0	0	0	0	0	5	5	.200	5	0-0
Dismuke, Wilkins	A	1	1	0	1	2	0	1	0	0	0	3	3	.333	3	0-0
Downing, Greg	M	24	13	0	2	15	2.5	0	0	0	1	39	41	.317	11	0-0
Dunster, Colin	M	6	5	0	1	6	0	0	0	0	0	4	17	.294	13	0-0
E																
Ellis III, Long	D	2	0	0	0	0	0	0	0	0	0	4	0	.000	0	0-0
Ellis, Terry	M	2	0	0	0	0	0	0	0	0	0	1	0	.000	0	0-0
Errante, Bobby	A	1	1	0	0	1	0	0	0	0	0	1	5	.200	5	0-0
Erwin, Benson	M	35	5	1	15	21	8	0	0	0	0	65	25	.200	15	1-3
Ethington, Tom	D	45	4	0	1	5	2.5	0	0	1	0	59	9	.444	7	0-1
Evans, Shawn	A	3	5	0	6	11	1.0	1	0	0	0	5	5	.200	11	0-0
F																
Fassnacht, Adam	F	1	0	0	0	0	0	0	0	0	0	0	0	.000	0	2-2
Ferguson, Roger	D	5	0	0	1	1	0	0	0	0	0	17	1	.000	0	0-0
Fennell, Chris	3	0	0	0	0	0	0	0	0	0	0	6	0	.000	0	0-0
Flint, Cameron	M	7	5	0	2	7	.5	0	0	0	0	4	20	.250	9	0-0
Froccaro, Jeff	A	1	0	0	0	0	0	0	0	0	0	1	0	.000	0	0-3
Fullerton, Adam	G	11	0	0	0	0	0	0	0	0	0	8	0	.000	0	0-0
G																
Garvey, Thomas	D	44	0	0	0	0	5.5	0	0	0	0	50	3	.000	3	0-0
Ghitelman, Adam	G	3	0	0	0	0	0	0	0	0	0	2	0	.000	0	0-0
Giannone, Steve	M	15	9	0	6	15	1.5	0	0	0	1	21	47	.191	33	0-0
Gibson, Matt	A	2	0	0	3	3	0	0	1	0	0	2	5	.000	2	0-0
Gilray, Matt	M	4	1	0	0	1	0	0	0	0	0	18	1	1.000	1	0-0
Glazener, Eddy	D	10	1	0	0	1	2.5	0	0	0	0	15	3	.333	2	0-0
Gobrecht, Eli	D	14	1	0	1	2	5.0	0	0	0	0	29	5	.200	4	0-0
Grant Jr., John	A	28	59	0	53	112	6.5	6	9	0	3	29	174	.339	124	0-0



DENVER OUTLAWS ALL-TIME ROSTER

PLAYERS	POS	GP	G	2pG	A	PTS	PIM	PPG	PPA	SHG	GWG	GB	S	SPCT	SOG	FO
G (cont.)																
Godfrey, Nolan	FO	1	0	0	0	0	0	0	0	0	0	0	0	.000	0	0-3
Greer, Zack	A	15	22	0	18	40	2.0	1	5	0	2	13	55	.350	44	0-0
Grill, BJ	D	24	0	0	1	1	3.5	0	0	0	0	52	0	.000	0	0-0
H																
Hanna, Matt	A	24	36	3	8	47	2.5	2	0	0	2	20	112	.321	77	0-0
Harbeson, Patrick	M	4	3	0	3	6	.5	0	0	0	0	2	7	.429	4	0-0
Hardy, Dan	M	20	23	1	22	46	.5	2	8	0	1	7	74	.311	45	0-1
Harrison, Kyle	M	7	4	0	2	6	2.5	0	0	0	0	5	28	.143	21	0-0
Hawkins, Josh	M	14	6	0	4	10	6.0	0	0	0	0	29	19	.316	16	0-0
Hennessey, Andrew	FO	16	1	0	1	1	1.0	0	0	0	0	66	8	.125	4	225-430
Hernandez, Mike	M	4	1	0	0	1	1.0	0	0	0	0	2	1	1.000	1	0-0
Hilken, Brent	FO	15	1	0	1	2	1.0	0	0	0	0	47	4	.250	2	122-241
Hoff, Ryan	A	2	4	0	0	4	0	1	0	0	0	2	14	.286	10	0-0
Holding, Cam	AM	11	6	0	4	14	.0	0	1	0	0	10	22	.273	14	0-0
Holmes, Steven	D	11	2	0	0	2	1	0	0	0	0	14	6	.333	4	0-0
Hopmann, Alex	M	8	11	0	1	12	0	0	0	0	2	3	32	.344	19	0-0
Hossack, Matthew	D	4	1	0	0	1	.5	0	0	0	0	9	1	1.000	1	0-1
Huggins, Foster	D	1	0	0	0	0	0	0	0	0	0	0	0	.000	0	0-0
Hughes, Brett	D	1	0	0	0	0	2	0	0	0	0	1	0	.000	0	0-0
I																
Iannucci, Athan	F	1	3	1	0	4	3	1	0	0	0	1	7	.429	3	0-0
Ikeda, Jamie	D	2	0	0	0	0	.5	0	0	0	0	1	0	.000	0	0-0
Iwamoto, Kai	G	1	0	0	0	0	0	0	0	0	0	2	0	.000	0	0-0
J																
Jacovina, Brian	M	2	0	0	1	1	0	0	0	0	0	1	2	.000	1	0-0
Jungers, Zach	D	12	0	0	0	0	1	0	0	0	0	35	1	.000	0	0-0
K																
Kavanagh, Matt	A	30	68	0	50	118	3.5	5	7	0	0	47	214	.318	122	0-0
Keating, Connor	D	4	1	1	0	2	0	0	0	0	0	11	3	.333	1	0-0
Kelly, Anthony	FO	41	7	0	5	12	1.5	0	0	0	0	205	38	.184	19	610-1104
Kelly, Jack	G	33	1	1	0	2	0	0	0	0	0	96	1	1.000	1	0-0
Kelly, Tom	M	30	5	0	5	3.0	0	0	0	0	0	124	32	.156	19	456-837
Kemp, Larken	D	5	0	0	1	1	0	0	0	0	0	13	1	.000	0	0-0
Kenney, Nathan	M	2	1	0	0	1	1.5	0	0	0	0	0	1	1.000	1	0-0
Kimener, Terry	M	41	43	1	43	87	4.5	0	2	0	5	39	145	.297	80	0-0
Kormondy, Brian	M	5	3	0	3	6	0	1	2	0	0	4	20	.150	8	0-0
Kraus, Knute	D	4	0	0	0	0	0	0	0	0	0	1	2	.000	0	0-0
L																
Laconi, Pat	M	3	0	0	0	0	.5	0	0	0	0	2	1	.000	1	0-0
LaMonica, Michael	M	2	3	0	1	4	.5	0	1	0	0	5	7	.429	6	0-0
Langtry, Brian	M	63	99	12	75	186	2.9	10	9	0	5	63	376	.263	234	1-1
LaPlante, Ryan	G	7	0	0	0	0	0	0	0	0	0	12	1	.000	1	0-0
Law, Eric	A	69	170	1	85	256	5.5	18	10	3	9	77	334	.509	272	0-0
Law, Mike	M	21	43	3	15	61	1.5	5	3	0	3	34	141	.305	104	0-0
Lay, Andrew	M	2	0	0	0	0	0	0	0	0	0	0	0	.000	0	0-0
Licht, Ryan	D	1	0	0	0	0	2.0	0	0	0	0	1	0	.000	0	0-0
Lindsay, Sean	M	5	7	0	1	8	0	1	0	0	1	2	23	.304	14	0-0
Lochte, Hunter	M	15	18	0	4	22	0	0	0	0	0	15	42	.429	31	0-0
Loftus, Brendan	M	2	1	0	0	1	0	0	0	0	0	0	3	.333	3	0-0
M																
May, Christopher	M	1	0	0	0	0	0	0	0	0	0	5	1	.000	0	10-16
Martin, Connor	A	7	13	0	4	17	.5	1	0	0	1	8	32	.406	20	0-0
Martin, Eric	D	24	4	0	2	6	32.0	0	0	1	0	83	18	.222	11	0-0
Mattes, Chris	FO	6	0	0	0	0	0	0	0	0	0	14	1	.000	1	50-117
Matthews, Mark	A	9	19	0	9	28	0	4	1	0	1	9	48	.396	33	0-0
McBride, Gavin	A	1	3	0	1	4	0	0	0	0	0	4	9	.333	6	0-0
McBride, Jordan	A	11	29	0	9	38	0	3	0	0	1	10	62	.468	44	0-0
McCarthy, Sean	D	24	2	0	0	2	4	0	0	0	0	38	6	.333	5	0-0
McFadyen, Ryan	D	6	0	0	0	0	1	0	0	0	0	8	0	.000	0	0-0
McGlone, Bill	M	7	9	0	8	17	0	0	2	0	0	3	38	.237	23	0-0
Melaugh, Greg	A	8	13	0	2	15	0	0	1	0	0	10	44	.295	13	0-0
Melillo, Zach	FO	1	0	0	0	0	0	0	0	0	0	4	0	.000	0	6-24
Mezzanotte, Peter	M	1	0	0	1	1	0	0	0	0	0	1	0	.000	0	0-0
Milligan, Cam	A	3	4	0	3	7	0	0	0	0	1	4	17	.235	9	0-0
Molinar, Noah	M	39	7	0	2	13	8.0	0	0	0	1	58	23	.304	16	0-0
Mundorf, Brendan	A	90	229	0	118	347	26.5	10	30	5	10	133	677	.338	415	0-0
Murray, Joey	A	6	2	0	1	3	2	1	0	0	0	5	25	.080	10	0-0
Myers, Brian	M	1	0	0	0	0	0	0	0	0	0	2	2	.000	0	0-0
N																
Noble, Jeremy	M	14	4	0	12	16	2.0	0	0	0	0	11	20	.308	11	1-1
Nugent, Mike	G	2	0	0	0	0	0	0	0	0	0	4	0	.000	0	0-0



DENVER OUTLAWS ALL-TIME ROSTER

PLAYERS	POS	GP	G	2pG	A	PTS	PIM	PPG	PPA	SHG	GWG	GB	S	SPCT	SOG	FO
O																
O'Dougherty, Chris	D	39	0	0	0	0	17.0	0	0	0	0	63	3	.000	1	0-0
O'Hara, Connor	A	1	0	0	0	0	0	0	0	0	0	0	1	.000	0	0-0
Ossello, Nick	M	22	7	1	3	11	5.5	0	0	0	0	27	42	.167	19	18-55
P																
Park, Jarrett	M	9	3	0	0	3	4.5	0	0	0	0	6	4	.750	4	0-0
Pastirik, Christian	M	3	3	0	0	3	0	0	0	0	0	0	11	.273	6	0-0
Pennington, Justin	M	50	40	0	13	53	11.0	2	3	0	1	94	122	.328	74	33-86
Podgajny, Mike	M	1	0	0	0	0	0	0	0	0	0	0	4	.000	0	0-0
Poillon, Peet	M	23	44	4	17	65	4.0	3	3	0	3	26	157	.280	83	0-1
Polk, Lucius	F	2	0	0	1	1	0	0	0	0	0	2	0	.000	0	0-0
Powell, Ryan	A	10	15	0	23	38	1	0	3	0	2	9	42	.357	31	0-0
Prosser, Aaron	M	1	0	0	0	0	0	0	0	0	0	2	2	.000	0	0-0
R																
Rewkowski, Matt	M	11	11	0	12	23	.5	0	0	0	0	9	46	.239	28	0-0
Robarge, Stephen	FO	7	0	0	0	0	0	0	0	0	0	17	2	.000	1	47-98
Rodriguez, Johnny	G	4	0	0	0	0	0	0	0	0	0	3	0	.000	0	0-0
Romero, Rocco	M	3	0	0	0	0	0	0	0	0	0	0	0	.000	0	0-0
Roy, Dillon	D	67	2	0	6	8	24.5	0	0	0	0	145	19	.105	15	23-74
S																
Schlosser, Mikie	M	15	24	0	4	28	0	1	1	2	1	11	65	.369	40	0-0
Schmidt, Brett	D	7	0	0	0	0	1	0	0	0	0	14	1	.000	0	0-0
Schmidt, Max	D	26	0	0	1	1	9.0	0	0	0	0	66	2	.000	2	0-0
Schoonmaker, Henry	M	2	0	0	0	0	0	0	0	0	0	4	1	.000	0	0-0
Schwartzman, Jesse	G	106	0	0	2	2	8.5	0	0	0	0	153	3	.000	0	0-0
Sebastiani, Domenic	M	35	7	0	6	13	6.0	0	0	0	0	62	22	.318	12	2-11
Seibald, Max	M	28	41	7	11	59	7.5	5	1	1	0	63	146	.281	94	1-3
Sieverts, Jeremy	M	88	146	28	83	257	16.0	11	14	0	10	82	563	.259	348	0-0
Simon, Michael	D	68	8	3	8	19	5.5	0	0	0	0	126	45	.178	19	21-67
Sims, Josh	M	43	55	9	31	95	1.0	7	11	2	1	76	220	.250	134	0-0
Skalandi, Brendan	M	1	0	0	0	0	0	0	0	0	0	0	0	.000	0	0-0
Skudin, Michael	D	12	0	0	0	0	1.0	0	0	0	0	14	1	.000	1	0-0
Smith, Alex	G	12	0	0	0	0	0	0	0	0	0	9	0	.000	0	0-0
Snider, Drew	M	87	174	5	54	233	13.5	17	8	0	6	196	508	.343	313	0-0
Snider, Geoff	FO	26	18	0	7	25	9.5	0	0	0	1	163	56	.321	38	373-736
Snow, Sam	M	3	1	0	0	1	.0	0	0	0	0	3	6	.000	2	0-0
Sonke, Jeff	M	43	67	12	32	111	15.5	5	3	0	4	54	276	.243	174	0-0
Sothoron, Reed	G	1	0	0	0	0	0	0	0	0	0	2	0	.000	0	0-0
Sowanick, Scott	M	6	3	0	2	5	1	0	0	0	0	7	16	.188	11	0-0
Striebel, Peter	M	5	3	0	1	4	0	0	0	0	0	3	10	.300	7	0-0
Sullivan, Finn	D	28	0	0	1	1	15.5	0	0	0	0	68	1	.000	0	0-0
T																
Taylor, Dan	A	2	1	0	1	2	.0	0	0	0	0	1	5	.200	2	0-0
Telesco, Tripp	I	0	0	0	0	0	.0	0	0	0	0	0	0	.000	0	0-0
Testa, Brandon	D	11	0	0	0	0	2.5	0	0	0	0	24	0	.000	0	0-0
Tills, Bailey	A	7	5	0	3	8	0	0	0	0	0	12	28	.179	12	0-0
Tintle, Nicholas	M	26	3	0	3	6	6.5	0	0	0	0	26	12	.250	8	0-0
Thompson, Mikey	M	2	0	0	0	0	0	0	0	0	0	1	0	.000	0	0-0
Tierney, Trevor	G	20	0	0	1	1	.5	0	0	0	0	31	2	.000	1	0-0
U																
Unterstein, Chris	A	2	0	0	3	3	0	0	0	0	0	3	4	.000	4	0-0
Unterstein, Kevin	M	20	2	0	2	4	10	0	0	0	0	56	9	.222	5	6-10
V																
Vaughan, Kevin	M	2	0	0	0	0	0	0	0	0	0	1	1	.000	1	0-0
Vedder, Ethan	D	12	0	0	2	2	0	0	0	0	0	20	2	.000	1	0-0
Vlahakis, Peter	FO	1	0	0	0	0	0	0	0	0	0	0	0	.000	0	0-3
VonBergen, Brian	M	4	3	0	0	3	0	0	0	0	0	5	19	.158	10	0-0
W																
Walterhoefer, Shane	FO	11	0	0	1	1	1	0	0	0	0	25	2	.000	0	120-287
Ward, Dillon	G	8	0	0	0	0	.0	0	0	0	0	2	0	.000	0	0-0
Ward, Mike	M	18	1	0	2	3	3	0	0	0	0	17	8	.125	5	0-0
Watkins, Nate	M	51	15	0	18	33	17.0	0	0	1	0	64	54	.278	38	0-0
Westervelt, Drew	A	55	112	6	58	176	18.5	21	6	1	6	72	322	.348	224	0-0
Whitty, Trey	D	4	1	0	0	1	.5	0	0	0	0	6	5	.200	4	0-0
Wozniak, Greg	D	1	0	0	0	0	0	0	0	0	0	0	0	.000	0	0-0
Y																
Yevoli, Joe	A	2	3	1	2	6	.5	1	1	0	0	3	6	.500	5	0-0
Young, Chase	A	1	0	0	1	1	0	0	0	0	0	0	2	.000	0	0-0
Young, Marc	M	1	0	0	0	0	0	0	0	0	0	0	0	.000	0	0-1
Z																
Zink, Lee	D	110	0	0	0	0	67.5	0	0	0	0	244	5	.000	1	0-0
Zywicki, Jeff	A	4	6	0	3	9	0	0	0	0	1	4	22	.273	21	0-0



OUTLAWS ALL-TIME AWARDS AND HONORS

COACH OF THE YEAR (2)	
Coach	Year
Jim Stagnitta	2013
Brian Reese	2009

MLL MVP (1)	
Player	Year
Brendan Mundorf	2012

GOALIE OF THE YEAR (3)	
Player	Year
Jack Kelly	2017
Jesse Schwartzman	2013
Jesse Schwartzman	2009

OFF. PLAYER OF THE YEAR (1)	
Player	Year
Eric Law	2017

DEF. PLAYER OF THE YEAR (2)	
Player	Year
Lee Zink	2013
Lee Zink	2012

ROOKIE OF THE YEAR (2)	
Player	Year
Chris Cloutier	2018
Jack Kelly	2016
Dan Hardy	2009

MOST IMPROVED PLAYER (2)	
Player	Year
Drew Snider	2013
Jeremy Sieverts	2012

ALL-MLL (24)	
Player	Year
Jack Kelly	2017
Eric Law	2017
Drew Snider	2015
John Grant Jr.	2014
Jeremy Sieverts	2014
Lee Zink	2014
Chris Bocklet	2013
Brendan Mundorf	2013
Jesse Schwartzman	2013
Jeremy Sieverts	2013
Lee Zink	2013
Brendan Mundorf	2012
Lee Zink	2012
Brendan Mundorf	2011
Matt Bocklet	2010
Max Seibald	2010
Lee Zink	2010
Brendan Mundorf	2009
Jesse Schwartzman	2009
Lee Zink	2009
Matt Bocklet	2009
Brian Langtry	2008
Mike Law	2006
Jeff Sonke	2006

OFF. PLAYER OF THE WEEK (18)	
Player	(Wk.) Year
Matt Kavanagh	(12) 2018
Eric Law	(9) 2018
Chris Cloutier	(5) 2018
Mike Bocklet	(1) 2017
Eric Law	(6) 2016
Drew Snider	(2) 2016
John Grant Jr.	(10) 2015
Jeremy Sieverts	(1) 2012
Brendan Mundorf	(7) 2012
Brendan Mundorf	(11) 2012
Brendan Mundorf	(12) 2011
Brendan Mundorf	(5) 2011
Brendan Mundorf	(1) 2011
Brendan Mundorf	(12) 2010
Matt Brown	(4) 2010
Max Seibald	(2) 2010
Dan Hardy	(6) 2009
Brendan Mundorf	(2) 2009
Matt Brown	(10) 2008
Brian Langtry	(6) 2008
Mike Law	(3) 2006

DEF. PLAYER OF THE WEEK (29)	
Player	(Wk.) Year
Matt Bocklet	(15) 2018
Jack Kelly	(14) 2017
B.J. Grill	(11) 2017
Jack Kelly	(4) 2017
Mike Simon	(2) 2017
Jack Kelly	(13) 2016
Dillon Roy	(7) 2015
Dillon Roy	(6) 2015
Jesse Schwartzman	(3) 2014
Lee Zink	(7) 2014
Jesse Schwartzman	(8) 2014
Charlie Cipriano	(11) 2014
Jesse Schwartzman	(3) 2013
Lee Zink	(4) 2013
Jesse Schwartzman	(9) 2013
Lee Zink	(12) 2013
Jesse Schwartzman	(14) 2012
Jesse Schwartzman	(2) 2012
Jesse Schwartzman	(14) 2012
Jesse Schwartzman	(3) 2011
Jesse Schwartzman	(2) 2011
Matt Bocklet	(8) 2010
Geoff Snider	(1) 2008
Jesse Schwartzman	(11) 2009
Jesse Schwartzman	(6) 2009
Jesse Schwartzman	(4) 2009
Geoff Snider	(7) 2007
Chris Cercy	(9) 2006
Lee Zink	(3) 2006

FO ATHLETE OF THE WEEK (1)	
Player	(Wk.) Year
Anthony Kelly	(7) 2015

ROOKIE OF THE WEEK (18)	
Player	(Wk.) Year
Chris Cloutier	(15) 2018
Chris Cloutier	(12) 2018
Chris Cloutier	(10) 2018
Chris Cloutier	(9) 2018
Gavin McBride	(10) 2017
Matt Hossack	(5) 2016
Jack Kelly	(14) 2016
Eric Law	(6) 2013
Eric Law	(7) 2013
Stephen Robarge	(3) 2012
Mark Matthews	(5) 2012
Chris Bocklet	(6) 2012
Chris Bocklet	(9) 2012
Mark Matthews	(10) 2012
Mark Matthews	(12) 2012
Mark Matthews	(13) 2012
Billy Bitter	(3) 2011
Andrew Hennessey	(8) 2010
Connor Martin	(10) 2010
Jesse Schwartzman	(6) 2007
Brendan Mundorf	(6) 2006

MLL ALL-STARS (86)	
Player	Year
Chris Cloutier	2018
Zach Currier	2018
Eric Law	2018
Jeremy Sieverts	2018
Matt Bocklet	2017
Mike Bocklet	2017
Zach Currier	2017
Tom Kelly	2017
Eric Law	2017
Mike Simon	2017
Jeremy Sieverts	2017
Drew Snider	2017
Matt Bocklet	2016

Mike Simon	2016
Jeremy Sieverts	2016
Drew Snider	2016
Eric Law	2016
Anthony Kelly	2015
Eric Law	2015
B.J. O'Hara	2015
Justin Pennington	2015
Jesse Schwartzman	2015
Jeremy Sieverts	2015
Drew Snider	2015
Anthony Kelly	2014
Eric Law	2014
Jeremy Sieverts	2014
Michael Simon	2014
Chris Bocklet	2013
Zack Greer	2013
Anthony Kelly	2013
Jesse Schwartzman	2013
Jeremy Sieverts	2013
Drew Snider	2013
Brendan Mundorf	2013
Lee Zink	2013
Peet Poillon	2012
Jeremy Sieverts	2012
Brendan Mundorf	2012
Jesse Schwartzman	2012
Lee Zink	2012
Eric Martin	2011
Brendan Mundorf	2011
Peet Poillon	2011
Jesse Schwartzman	2011
Max Seibald	2011
Drew Westervelt	2011
Lee Zink	2011
Matthew Bocklet	2010
Adam Fullerton	2010
Dan Hardy	2010
Brendan Mundorf	2010
Eric Martin	2010
Jesse Schwartzman	2010
Max Seibald	2010
Drew Westervelt	2010
Lee Zink	2010
Brendan Mundorf	2009
Brian Langtry	2009
Brian Reese	2009
Drew Westervelt	2009
Jesse Schwartzman	2009
Kyle Harrison	2009
Matthew Bocklet	2009
Max Seibald	2009
Lee Zink	2009
Benson Erwin	2008
Brendan Mundorf	2008
Brian Langtry	2008
Brian Reese	2008
Jeff Sonke	2008
Jesse Schwartzman	2008
Lee Zink	2008
Matt Hanna	2008
Ryan Powell	2008
Benson Erwin	2007
Brendan Mundorf	2007
Brian Langtry	2007
Geoff Snider	2007
Jeff Sonke	2007
Josh Sims	2007
Lee Zink	2007
Trevor Tierney	2007
Chris Cercy	2006
Jeff Sonke	2006
Josh Sims	2006



MISCELLANEOUS



DENVER OUTLAWS DANCERS



MARGARET FOY

DANCE DIRECTOR/CHOREOGRAPHER

Margaret Foy is entering her second season as coach and choreographer of the Denver Outlaws Dancers. A native of Colorado Springs, Foy returns to her home state after working with the World Championship Cleveland Cavaliers Dance and Entertainment Teams from 2015-18.

Prior to her move to Ohio, Foy performed for five years as a Denver Broncos Cheerleader and served as team captain for two of those years. While cheering with the Broncos, she also taught dance at Pikes Peak Community College and worked full-time at Buckhorn Energy Services in Denver.

Foy graduated from Duke University with a Bachelor of Arts in psychology and a minor in dance. Highlights of her career include guest performing on Paul McCartney's U.S. Tour, cheering at Super Bowl 48, dancing with the Nevada Ballet Company and being voted "Most Inspirational" by her Denver Broncos Cheerleaders teammates.



STIX

DENVER OUTLAWS MASCOT

Stix joined the Outlaws on June 16th, 2007 to take part in the fast-paced action of outdoor lacrosse at Broncos Stadium at Mile High. Stix's top priority is to get fans pumped for the game and on their feet. Look for Stix at the next Outlaws home game, shake a paw and even get an autograph.

For more information on Stix, or to inquire about an appearance, visit www.DenverOutlaws.com.



MILE HIGH FOURTH OF JULY

Each season since the team's inaugural year, the Outlaws have played a home game on, or around July 4th that has been capped with one of Denver's most spectacular fireworks shows. Fans have packed Broncos Stadium at Mile High each season to see an action-packed game followed by an awe-inspiring fireworks display.

A total of 336,327 fans have come through the turnstiles for the 13 games that have been played. The 2015 attendance of 31,644 set a Major League Lacrosse record. Denver holds a 9-4 record on Independence Day celebration games.


This year's game will be played on July 4th against the Chesapeake Bayhawks. Tickets may be purchased at www.DenverOutlaws.com or over the phone by calling **303-OUTLAWS**.

Year	Date	Result	Opponent	Attendance
2018	7/4	25-11 (W)	Boston	29,973
2017	7/4	24-12 (W)	Atlanta	26,614
2016	7/4	14-10 (W)	Florida	28,772
2015	7/4	9-22 (L)	Boston	31,644
2014	7/4	13-17 (L)	Boston	29,718
2013	7/4	16-7 (W)	New York	31,019
2012	7/4	17-13 (W)	Ohio	30,128
2011	7/3	15-12 (L)	Boston	27,184
2010	7/4	12-10 (W)	Chesapeake	23,433
2009	7/4	17-16 (L)	Boston	21,952
2008	7/4	10-9 (W)	San Francisco	20,116
2007	7/4	22-14 (W)	Chicago	19,793
2006	7/1	22-11 (W)	Los Angeles	15,981
TOTALS		9-4		336,327





BRONCOS STADIUM AT MILE HIGH



The Denver Outlaws will play all of their home games at Broncos Stadium at Mile High (76,125 capacity). The stadium is located at 1701 Bryant St. Denver, CO 80204.

Broncos Stadium at Mile High is the home stadium of the NFL's Denver Broncos.

The stadium maintains a Twitter account: [@BroncosStadium](https://twitter.com/BroncosStadium).

For additional stadium questions, please call **303-OUTLAWS** or visit: BroncosStadiumAtMileHigh.com.

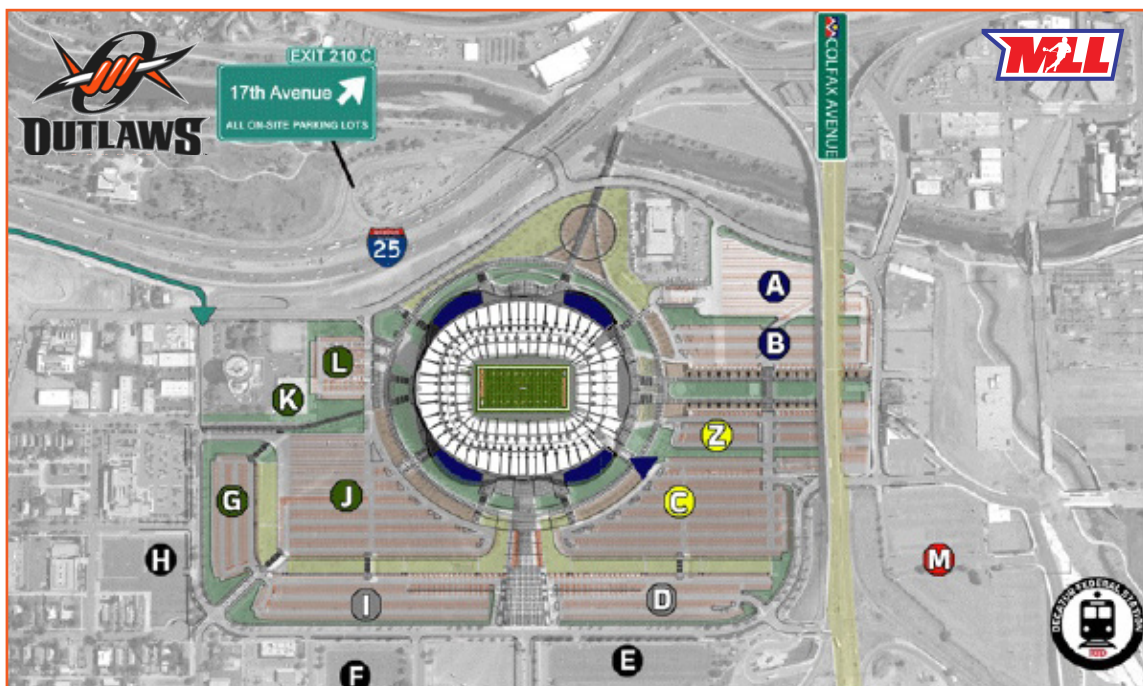
PARKING AND DIRECTIONS

Broncos Stadium at Mile High is conveniently located adjacent to downtown Denver at the intersection of I-25 and Colfax Avenue. There are a total of 6,500 on-site parking spaces at the stadium with an additional 12,000 off-site parking spaces located in close proximity to the stadium area.

To access Broncos Stadium at Mile High:

- From I-25 northbound, exit at 17th Avenue (EXIT 210c)
- From I-25 southbound, exit at either the 23rd Ave. off Ramp (exit 210c) or exit at Colfax Avenue, then exit at Federal Blvd north bound and turn right at the first light (Dick Connor Ave).
- From Denver International Airport, take I-70 west to I-25 southbound. Exit at Colfax Avenue, then exit at Federal Blvd north bound. Turn right at the first light (Dick Connor Ave).

Parking permits will be provided to credentialed media the week prior to every home game.





DENVER OUTLAWS MEDIA INFORMATION

PRESS CREDENTIALS

Media personnel wishing to cover Denver Outlaws home games should contact Grant Larson at Grant.Larson@DenverOutlaws.com. Credential requests should be made at least 24 hours prior to each game. Outlaws home games are played at Broncos Stadium at Mile High in Denver.

MEDIA SERVICES

Media guides and game notes will be made available before every game. Scoring summaries and updated stats will be distributed after each quarter. Wireless internet services are also available to the media.

MEDIA ACCESS

Media will be granted postgame field and tunnel access to interview players. All postgame interview requests must be submitted to an Outlaws PR staffer prior to the end of the game.

PHOTOGRAPHY GUIDELINES

All photographers must be credentialed and either be team/league photographers or a member of the working media, credentialed for editorial purposes only.

OUTLAWS IN THE COMMUNITY



The Denver Outlaws are proud to represent the city of Denver, and our players and dance team regularly make appearances at community events and youth lacrosse clinics. For a full schedule of events, please visit

www.DenverOutlaws.com



@DenverOutlaws



Facebook.com/DenverOutlawsLacrosse



DenverOutlaws

