



# 2014 Media Guide



**BE PART OF THE MACHINE**



## ABOUT THE OHIO MACHINE

Ohio's Major League Lacrosse team since 2012, the Machine's mission is to strive for the highest level of competitiveness on the lacrosse field while fostering the growth of the sport throughout the state of Ohio by taking an active interest in the development of youth players and lacrosse programs across the state. On the field, the Machine's roster is bolstered by two three former Tewaaraton Award winners, two former first overall draft picks and three members of the 2014 Team USA. Off the field, the Machine is dedicated to growing the game of lacrosse in Ohio and beyond by way of sponsorships of events, donated tickets, autographed merchandise and volunteer hours at camps and clinics. In 2014 the Machine beings its third season. The Machine plays its home games at Selby Stadium on the campus of Ohio Wesleyan University. Full season tickets, flex plans and group tickets for the Machine's 2014 season are now on sale. For ticket information, please visit [www.TheOhioMachine.com](http://www.TheOhioMachine.com) or call 614-754-1973.

## TABLE OF CONTENTS:

About the Ohio Machine	2
Selby Stadium	3
Ohio Machine Staff Directory	4
Lacrosse Operations	6
Medical Staff	7
Ohio Machine Players	8
Roster	42
TV and Radio Roster	43
History	44
All-Time Roster	46
Draft Results	47
Moments in Machine History	48
Record Book	49
Franchise Leaders	49
Single Season Individual Leaders	50
Single-Game Individual Highs	51
Single-Game Team Highs	52
Yearly Leaders	52
Opponent Single-Game Individual Highs	53
Opponent Single-Game Team Highs	53
The League	54
Opponents	55
MLL Composite Schedule	62
Lacrosse Basics	63

### Copyright © 2014 Ohio Machine

All MLL and team insignia depicted in this publication are the property of Major League Lacrosse and the respective teams of MLL and may not be reproduced for commercial purposes without the prior written consent of MLL. The information contained in this publication was compiled by the Ohio Machine and is provided as a courtesy to our fans and the press and may be used only for personal or editorial purposes. Any commercial use of this information is prohibited without the prior written consent of the Ohio Machine.

### CREDITS:

Written and edited by Noah Sharfman. Editorial assistance provided by John Algie, Brian Bender, Alexandra Casola, Ben Karr, Tim Moody, Brandon Rosin and Mary Stankiewicz. Design by Noah Sharfman. Cover design by Brandon Rosin. Photos: Getty Images, Gregg Klein.



# SELBY STADIUM



## ABOUT SELBY STADIUM

Selby Stadium, located on South Henry Street on the eastern edge of Ohio Wesleyan University's campus, is the home of the Ohio Machine. Originally built in 1929, Selby Stadium boasts a seating capacity of 9,100 and features an OmniGrass artificial playing surface was installed in 2006. On March 18, 1985, Selby Stadium was added to the National Register of Historic Places. The stadium was originally designed by George Gauthier, Ohio Wesleyan's Hall of Fame football coach, track & field coach and athletic director, and constructed by the Osborn Engineering Company (which also built the original Yankee Stadium). The stadium is named after George D. Selby, who served the Ohio Wesleyan board of trustees for 24 years. His sons, Mark, Homer, Pearl, and Roger, contributed \$100,000 of the project's \$160,000 cost. Selby Stadium recently underwent a restoration project that included a new, 2-level press box, new bleacher seats and refurbished locker rooms. In addition to being the home field of the Ohio Machine, Selby Stadium is home to Ohio Wesleyan football, lacrosse, track & field and field hockey teams. Additionally, Selby Stadium hosted the 1988 NCAA Division III men's lacrosse championship game.

## STADIUM INFORMATION

### ADDRESS:

45 S. Henry St., Delaware, OH 43015

### BOX OFFICE:

Opens 4 hours prior to start of game

### GATES:

Opens 2 hours prior to start of game.

## PARKING INFORMATION

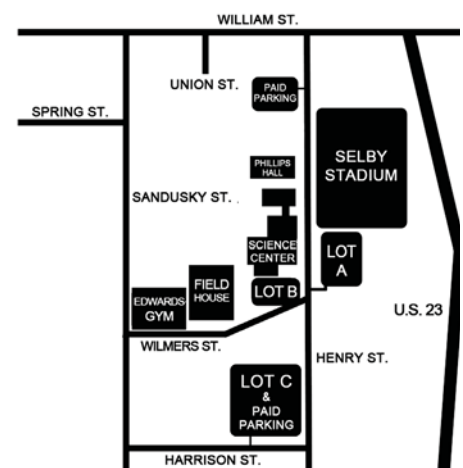
### SEASON PARKING PASS:

Lots A, B & C are reserved for Season Ticket Holders only. Season parking passes are \$40 and available only to 2014 season ticket holders.\* Parking passes are available to purchase by calling (614) 754-1973.

### DAY OF GAME PARKING:

Day of game parking is available for \$5 at the following lots:

- Meeks Aquatic Center:  
Henry St. & Harrison St.
- Kroger Lot:  
Sandusky St. & Harrison St.
- St. Mary's Church:  
William St. & Henry St.



# OHIO MACHINE STAFF DIRECTORY



## **John Algie** President & General Manager

Ohio Machine President and General Manager John Algie joined the organization in 2011 after working as an attorney for the international law firm of Jones Day where he focused on corporate transactional work including mergers and acquisitions and private equity transactions. Algie previously spent three years as MLL's Director of League Operations where his responsibilities included implementation and enforcement of the

League's on-field and player personnel rules, college and pro player scouting, and game operations management.

Algie was also one of the primary catalysts for MLL's change from a 45-second to the 60-second shot clock that has been in effect since the 2005 season and also served two terms as the Chair of the MLL's Rules Committee. Algie is a Trustee for the Delaware County Convention & Visitor's Bureau, where he serves as President, the Recording Secretary for the Ohio Chapter of U.S. Lacrosse, and a member of the Pitt Business Alumni Association Board.

Algie graduated magna cum laude from the University of Pittsburgh School of Law. He also earned his Master of Business Administration from the Joseph M. Katz Graduate School of Business. A native of Long Island, NY, Algie played college lacrosse for the University of Pittsburgh while earning his BS in Finance. He currently resides in Upper Arlington with his wife, Danielle, and son, TJ.



## **Noah Sharfman** Director of Public Relations & Operations

Noah Sharfman joined the Ohio Machine in January 2014 as the Director of Public Relations and Operations. Sharfman previously worked for the Orange Bowl Committee and the Orlando Magic.

With the Orange Bowl Committee, Sharfman oversaw the day-to-day public relations efforts for the Committee, serving as the primary media contact for the annual Discover Orange Bowl and the 2013 Discover BCS National Championship Game between Notre Dame and Alabama. Sharfman spearheaded the Committee's community, entertainment and corporate outreach campaigns and wrote, edited and designed the Orange Bowl's media guides, game programs and annual reports. Sharfman also served as producer of the weekly Inside the Orange Bowl television show.

Sharfman spent the 2009-10 and 2010-11 seasons in the Orlando Magic's communications department, where he successfully promoted the 2010 and 2011 NBA Defensive Player of the Year as well as a number of Players of the Week, Players of the Month and Coach of the Month winners.

Originally from Los Angeles, CA, Sharfman graduated from Boston University with a BS in Journalism. While at BU, Sharfman interned for Major League Lacrosse. He currently resides in Grandview.

Originally from Los Angeles, CA, Sharfman graduated from Boston University with a BS in Journalism. While at BU, Sharfman interned for Major League Lacrosse. He currently resides in Grandview.



## **Gregg Klein** Director of Corporate Partnerships

Gregg Klein joined the Ohio Machine in April 2013 as the Director of Corporate Partnerships after holding a number of marketing and strategy roles at Nationwide Insurance. Klein previously was part of the corporate strategy team at Nationwide, but also focused on affinity sponsorship marketing. His time as marketing lead for Nationwide's business insurance product helped to develop an intimate understanding of how small businesses

grow, market and manage financial needs. Early in his career, Klein built his own graphic design and marketing firm in Columbus, OH.

Klein is also active in a number of local charities including the annual Make CF History Charity Classic Hockey Tournament and BabyWill.org, a SIDS awareness nonprofit.

Klein graduated from The University of the Arts in Philadelphia with a B.S. of Industrial Design. A native of suburban Philadelphia, PA, Klein is an active hockey player and has recently jumped back into lacrosse. He currently resides in Upper Arlington.



## **Steve Sefner** Director of Client Development

Steve Sefner joined the Ohio Machine in November 2013 as the Director of Client Development. In his role, Sefner is responsible for managing ticket sales operations, including season and individual tickets, group and special packages in addition to premium seating. Through active participation in the community and collaboration with corporate partners, he is focused on strategically growing the Ohio Machine's fan base and attendance

at games and special events by creating more awareness and excitement for the Ohio Machine.

Prior to joining the Ohio Machine, Sefner spent several years in the sports industry, most notably working in the NHL, AFL, MLS and Division I college athletics. Throughout his career, Sefner has had the opportunity to work in a variety of capacities including corporate sponsorship, ticket sales, marketing, promotions, fan development and broadcasting.

Sefner, a Northeast Ohio native, holds a Bachelor's degree in Communications from the Columbia School of Broadcasting in Pittsburgh, PA.



# OHIO MACHINE STAFF DIRECTORY



## Shannon Post Account Executive

Shannon Post joined the Ohio Machine in May 2013 first as a Ticket Sales intern but was quickly promoted to Account Executive. As an account executive, Post handles group and season ticket sales. Post's responsibilities include making outbound service calls, researching and inputting lead contact data. She also helps plan and attends community events on behalf of the Machine.

As an intern, Post worked with the Ticket Sales staff on all tasks from collecting data to working community events. She also attended all home games and was responsible for working in the box office selling individual day of game tickets.

Post, who is originally from Nashport, Ohio, currently resides in Columbus and graduated with a Bachelor's degree in Education with a concentration in Sports and Leisure Studies from The Ohio State University. Prior to graduation, Post became a member of the Phi Sigma Theta National Honor Society.




## Colby Richards Account Executive

Colby Richards came to the Machine in June 2013 as an Account Executive. As an account executive, Richards handles group and season ticket sales. Richards' responsibilities include making outbound service calls, researching and inputting lead contact data. He also helps plan and attends community events on behalf of the Machine.

Before joining the Machine, Richards was with Kurtz Brothers Central Ohio on the sales staff from October 2010 to November 2012. As a part of Kurtz Brothers, he began in Customer Service and quickly moved his way up to Outside Sales Representative. As a part of the sales staff he was able to help improve sales numbers from the previous year. Richards' other duties included managing the Dublin sales office and help with continued training of new employees working in the Customer Service Department.

Richards, who currently resides in Upper Arlington, attended The Ohio State University earning a Bachelor's degree in Sports and Leisure Studies with a focus on Sports Leadership and Humanities. Also while in school, Richards interned at Hilliard Davidson High School under the Athletic Director helping with game day operations.



## Jesse Lawrence Account Executive

Jesse Lawrence returned to the Ohio Machine in February 2014 as an account executive. As an account executive, Lawrence handles group and season ticket sales. Lawrence's responsibilities include making outbound service calls, researching and inputting lead contact data. He also helps plan and attends community events on behalf of the Machine.

Lawrence previously had interned in the

Machine's ticket sales department during 2012. He returned to lacrosse after spending time in the MLS with the Columbus Crew as an inside sales representative. Also while with The Crew, Lawrence helped coached an Ohio Wesleyan varsity lacrosse team to their first NCAC championship.

Lawrence graduated from Ohio Wesleyan University in 2012 with a bachelor's degree in economics. While at OWU, Lawrence was a four-year member of the Battling Bishop's lacrosse team and an All-Conference selection.

## Grant Ripley Account Executive

Grant Ripley joined the Ohio Machine in May of 2014 as an account executive. As an account executive, Ripley handles group and season ticket sales. Ripley's responsibilities include making outbound service calls, researching and inputting lead contact data. He also helps plan and attends community events on behalf of the Machine.

Before joining the Machine, Ripley interned with Dugout Media where he was a Brand Ambassador for DeMarini on the Baseball Youth Roadshow East Tour. As a brand ambassador, Ripley managed sales of 2014 DeMarini products at the showcase tournaments.

Ripley, who is originally from Rockford, Ohio, currently resides in Powell, Ohio. He graduated from Ohio University, earning a Bachelor's degree in sports administration with a minor in business. During school, Ripley was a four-year member of the Sports Business Association.



## Dave Brewer Manager, Game Day

Dave Brewer has been with the Ohio Machine since the team's inaugural season in 2012. As the game day manager, Brewer oversees the proper execution of sponsorship promotions and giveaways, in-game entertainment and contests, as well as coordination of stoppage in play with production teams. Brewer also coordinates with game day staff on pre and post-game special events including player autograph sessions and meet & greets, high five tunnels and awards. Prior to joining the Machine, Brewer worked as a Marketing Intern for OSU IMG Sports Marketing and Camp PR Representative at the Columbus Zoo & Aquarium. Brewer graduated from Otterbein University with a Bachelor's degree in Sports Management and a minor in Accounting.

## Contact the Ohio Machine:

614-754-1973 • [www.theohiomachine.com](http://www.theohiomachine.com) • [info@theohiomachine.com](mailto:info@theohiomachine.com)  
3811 Attucks Drive, Powell, OH 43065

John Algie: [jalgie@theohiomachine.com](mailto:jalgie@theohiomachine.com)  
Noah Sharfman: [nsharfman@theohiomachine.com](mailto:nsharfman@theohiomachine.com)  
Gregg Klein: [gklein@theohiomachine.com](mailto:gklein@theohiomachine.com)  
Steve Sefner: [ssefner@theohiomachine.com](mailto:ssefner@theohiomachine.com)  
Shannon Post: [spost@theohiomachine.com](mailto:spost@theohiomachine.com)  
Colby Richards: [crichards@theohiomachine.com](mailto:crichards@theohiomachine.com)  
Jesse Lawrence: [jlawrence@theohiomachine.com](mailto:jlawrence@theohiomachine.com)  
Grant Ripley: [gripley@theohiomachine.com](mailto:gripley@theohiomachine.com)



# OHIO MACHINE LACROSSE OPERATIONS



## Bear Davis Head Coach

Bear Davis, a Hilliard Davidson High School alum in the Columbus-area, enters his first season as the head coach of the Ohio Machine after over the reins of the team mid-way through the 2013 regular season. Davis brings years of coaching experience to the Machine after spending more than a decade coaching at the collegiate and high school levels.

When Davis took over the Machine in 2013, the team had a record of 1-7, had only scored 10-plus goals in one game and had allowed 14 or more goals in four of the team's eight games. In the remaining six under Davis, the Machine scored 10-plus goals in every game and allowed 13 or fewer goals in five of the six games. As head coach, Davis improved the Machine's goal differential by more than five goals per game.

In addition to serving as the Machine's head coach, Davis is the current head boy's lacrosse coach and associate athletic director at Archbishop Spalding (Md.) in the Maryland Interscholastic Athletic Association (MIAA). Davis took over at Archbishop Spalding after building the men's lacrosse program at Division I Robert Morris University over a span of seven years as the team's first-ever head coach.

During Davis' time at Robert Morris, the program showed marked improvements year after year, culminating with the team's first appearance in the national rankings in 2010 along with two straight years of leading the NCAA in scoring offense before Davis joined Archbishop Spalding.

Before being named the head coach at Robert Morris, Davis helped start the Wheeling Jesuit men's lacrosse program. Davis took the Cardinals from a 2-11 record in their first year of existence in 2000 to an 8-4 record and a No. 10 national ranking in 2003.

### 2013 Season Totals:

Before Davis 8 Games	Stat	Under Davis 6 Games
61 (7.63 avg)	Goals	(11.5 avg) 69
1	2pt Goals	1
31	Assists	35
92	Points	104
204	Ground Balls	145
170	Shots on Goal	152
8-35	Power Play	9-30
.229	Power Play %	.300

### Davis Career Win-loss Record:

#### COLLEGE:

Year (Team)	Wins	Loss	Win%
2000 (WJU)	2	10	.167
2001 (WJU)	3	9	.250
2002 (WJU)	10	5	.667
2003 (WJU)	8	4	.667
<i>WJU Totals</i>	<i>23</i>	<i>28</i>	<i>.451</i>
2005 (RMU)	0	13	.000
2006 (RMU)	1	13	.071
2007 (RMU)	3	9	.250
2008 (RMU)	4	11	.267
2009 (RMU)	9	7	.563
2010 (RMU)	10	5	.667
2011 (RMU)	9	6	.600
<i>RMU Totals</i>	<i>36</i>	<i>34</i>	<i>.360</i>
<b>COLLEGE TOTALS</b>	<b>59</b>	<b>92</b>	<b>.391</b>

#### MAJOR LEAGUE LACROSSE

Year (Team)	Wins	Loss	Win%
2013 (OH)	1	5	.167
<b>TOTALS:</b>	<b>1</b>	<b>5</b>	<b>.167</b>



## Tom Mariano Assistant Coach

Tom Mariano joins the Machine with more than 20 years of coaching experience. Mariano is the currently the head coach at Pace University after spending 17 seasons as the head men's lacrosse coach at Sacred Heart University, where he helped transition the team into a Division I program as part of the Colonial Athletic Conference and eventually the Northeast Conference. Mariano recently received Northeast Conference Coach of the Year this past season, along with four

of his players being named All-NEC and three players named to the Division I All-New England Senior Scholar Athlete Team. Before Mariano coached collegiately, he played at Nazareth College from 1992-1995 as a long-stick midfielder, including winning the NCAA Division III Championships in 1992.



Wolford has coached boys' and girls' lacrosse for more than 20 years, including head coaching positions at Upper Arlington High School (1987-1991), Worthington Kilbourne High School (1992-2006) and for the 2003 Korean U-19 National Team. He has coached in three state championship games and has won more than 230 games as head coach.

## Bill Wolford Assistant Coach

Bill Wolford, a Columbus, OH, native and a graduate of The Ohio State University, is currently director of Max Elite Lacrosse and co-director of the Max Elite 100 Lacrosse Camp, as well as assistant coach of the girl's lacrosse team at Worthington Kilbourne High School.



## Dom Marzano Assistant Coach

Marzano is entering his second season as the head coach for Wilmington College in Ohio, where he was named the first-ever lacrosse coach for the college in 2011. Marzano is a Hilliard Davidson High School graduate and was a four-year starter at Wheeling Jesuit University under Head Coach Davis. Before coaching at Wilmington, Marzano was an assistant coach at Hilliard Davidson from 2008-

2009 and Ohio Wesleyan University in 2011.



# OHIO MACHINE LACROSSE OPERATIONS

## Medical Staff



**Dr. Thomas Best**  
Team Doctor

Dr. Thomas Best enters his first season as the team doctor for the Ohio Machine in 2014. Dr. Best is a professor of Family Medicine, OSU College of Medicine and a professor in the department of Biomedical Engineering. He also serves as the team physician for the Columbus based professional dance troupe BalletMet. Prior to joining the OSU Sports Medicine staff in 2005, Dr. Best spent ten years on the faculty of the University of Wisconsin

College of Medicine as well as team physician for the Wisconsin athletic department.

A graduate of The University of Windsor (Canada), Dr. Best attended medical school at The University of Western Ontario. In addition to his medical training Dr. Best holds a master's degree in kinesiology and a doctorate in biomedical engineering (Duke University).

Dr. Best is a fellow and the 2010-2011 President of The American College of Sports Medicine (ACSM). He is the Associate Editor-in-Chief of the journal *Medicine and Science in Sports and Exercise*, the official journal of the ACSM. He is certified by the American Board of Family Practice and holds a Certificate of Additional Qualification in Sports Medicine. He is a member of The Canadian Academy of Sports Medicine and The American Academy of Family Physicians.

Dr. Best serves on the Board of Directors for the United States Bone and Joint Initiative, an organization dedicated to advocacy for those with arthritis. He also serves on the advisory board of the National Youth Sports Health and Safety Institute dedicated to the health and welfare of our youth involved in sports.

Dr. Best's clinical interests include muscle/tendon injuries, osteoarthritis, concussion, endurance athletes and evidence-based medicine. He directs an NIH-funded laboratory to study muscle inflammation and repair as well as the role of the quadriceps in the management of osteoarthritis of the knee. Dr. Best is also the co-editor of a book, *Evidence-Based Sports Medicine*, a leading publication of the *British Medical Journal* that is used worldwide in teachings on this topic. He has authored over 100 peer-reviewed papers and spoke in 13 countries outside the United States on his research.



**Tom Evans**  
Head Athletic Trainer

Tom is an Outreach Athletic Trainer with Columbus City Schools. He is the Athletic Trainer at Brookhaven and Mifflin high schools. He is responsible for the prevention, rehabilitation, and care of all the athletes in these high schools. Tom has experience working with Division I athletes at Marshall University (1999-2001), Division III athletes at Ohio Wesleyan University (2002-2005) and high school athletes at Upper Arlington High School (2005-2006).

He has served as an athletic trainer for the annual North-South Ohio All-Star football game. He annually works as an athletic trainer for the Tournament of Champions wrestling event held at Columbus Convention Center. Tom has also worked numerous soccer events, track and field events, the Columbus

Classic Rugby Tournament and competitive cheerleading events. Tom's Masters Thesis was on "The Effects of Static Stretching on Vertical Jump Performance." He wrote an article for the *National Strength and Conditioning Journal* in 2000. He has a clinical interest in stretching and the effects it has on athletic activity. He is also interested in the ongoing research on head injuries among athletes.



**Dr. Robert Green**  
Team Dentist

Dr. Green has been in practice in Delaware for 22 years. His practice emphasizes preventative, restorative and cosmetic dentistry. He is experienced in Laser and Cad Cam dentistry. Dr. Green is a member of the A.D.A., O.D.A., American Academy of Cosmetic Dentistry, and The Academy of Sports Dentistry. He is currently the Team Dentist at Buckeye Valley High School and The Ohio Machine. Dr. Green played football at Ohio Wesleyan University and currently is a varsity assistant

football coach at Buckeye Valley High School.



**Dr. James Pawlecki**  
Team Dentist

Dr. Pawlecki's practice focuses on restorative, cosmetic and preventative dentistry. Most importantly he enjoys taking great care of patients. He was affiliate faculty at the University of Washington for 5 years and is involved with the ODA, ADA, and Psi Omega Dental Fraternity. He enjoys the outdoors, travelling, spending time with friends and family and being active in the community. Dr. Pawlecki volunteers his time with Young Life and a local soup kitchen. Dr. Pawlecki

played football in high school and rugby at Bowling Green.



**THE OHIO STATE UNIVERSITY**

WEXNER MEDICAL CENTER

OSU Sports Medicine offers the largest team and the most comprehensive interdisciplinary approach to the prevention and treatment of injuries in athletes and active individuals. Our pursuit of excellence in research, patient care and education is enhanced by our position within a nationally prominent academic medical center, which allows the integration of strengths from many specialties. Our team of experts provides personalized care in sports medicine, sports performance, orthopaedics, rehabilitation, nutrition, concussion management and sport psychology.

For more information about OSU Sports Medicine, visit:  
[www.sportsmedicine.osu.edu](http://www.sportsmedicine.osu.edu)



# OHIO MACHINE PLAYERS



## #23 - Dominique Alexander

**Position:** Midfield

**Height:** 6'2"

**Weight:** 215 lbs.

**Years Pro:** 1

**College:** Ohio State University

**High School:** Baldwin High School (NY)

**Birthdate:** July 17, 1991

**Acquired:** 2013 MLL Collegiate Draft  
33rd Overall

### 2013 MLL SEASON:

Played in 10 games. Tallied one ground ball in MLL debut against Hamilton (5/23). Collected two groundballs against Charlotte (6/8). Tallied one groundball against Rochester (6/15), one against Denver (6/22) and one against Hamilton (7/20). Set a career-high for points in a game with two, one goal and one assist, against New York (8/10).

### COLLEGE:

Finished his college career at Ohio State University as a team co-captain. Ranked seventh in program history with 48 assists and 10th in points with 95. Led the Buckeyes to the 2013 ECAC Championship and a NCAA Quarterfinals appearance. Was a four-time ECAC Player of the Week selection. Earned Ohio State Scholar-Athlete, Academic All-Big Ten and ECAC All-Academic Team honors. Named team' Most Outstanding Freshman in 2010 and earned Second Team All-ECAC his sophomore season.

### PERSONAL:

Son of Valerie and Charles. Favorite part of lacrosse is the physicality. Lacrosse player he would most like to play with is Jim Brown. Guilty pleasure is baking. Favorite game to play as a kid was touch football and dreamed of being a football running back when he was younger.

### Major League Lacrosse Career Statistics

YEAR	TEAM	GP	G	2ptG	A	PTS	PIM	PPG	PPA	SHG	SHA	GWG	GB	TO	CTO	S	S%	SOG	FO
2013	Ohio	10	1	0	1	2	1	0	0	0	0	0	8	0	0	4	.250	1	0-0
<b>TOTAL</b>		<b>10</b>	<b>1</b>	<b>0</b>	<b>1</b>	<b>2</b>	<b>1</b>	<b>0</b>	<b>0</b>	<b>0</b>	<b>0</b>	<b>0</b>	<b>8</b>	<b>0</b>	<b>0</b>	<b>4</b>	<b>.250</b>	<b>1</b>	<b>0-0</b>





# OHIO MACHINE PLAYERS



## #15 - Peter Baum

**Position:** Midfield

**Height:** 6'1"

**Weight:** 185 lbs.

**Years Pro:** 0

**College:** Colgate University

**High School:** Lincoln (OR)

**Birthdate:** December 14, 1990

**Acquired:** 2013 MLL Collegiate Draft  
1st Overall

### COLLEGE:

2012 Tewaaraton Award Winner. Became the first Colgate, Patriot League and West Coast Born player to win the Tewaaraton. Finished collegiate career as Colgate's all-time leader in points, 225 and goals, 164. Holds the Patriot League all-time record for goals scored. Started all 15 games in 2013, leading the team in points and goals. Started all 18 games in 2012. Earned 2012 Patriot League Offensive Player of the Year award and named First Team All-American. Set a career-high with 97 point and 67 goals. Played in all 16 games in 2011, leading the team in points and goals. Played in all 13 games as a freshman in 2010, setting a Colgate freshman record with 29 goals.

### PERSONAL:

Son of Richard and Jill Baum. Father was a Colgate lacrosse letterman. Has one brother and one sister. Adrenaline sponsored athlete.

### College Lacrosse Career Statistics

YEAR	TEAM	GP	G	A	PTS	PIM	PPG	GWG	GB	TO	CTO	S	%	SOG	FO
2010	Colgate	13	29	1	30	0	1	0	9	7	2	88	.330	60	0-0
2011	Colgate	16	34	15	49	.5	1	2	31	28	2	116	.293	75	0-0
2012	Colgate	18	67	30	97	2	5	6	27	27	9	170	.394	112	0-0
2013	Colgate	15	34	15	49	.5	4	1	25	12	6	119	.286	74	0-0
<b>TOTALS</b>		<b>62</b>	<b>164</b>	<b>61</b>	<b>225</b>	<b>3</b>	<b>11</b>	<b>9</b>	<b>102</b>	<b>74</b>	<b>19</b>	<b>493</b>	<b>.333</b>	<b>321</b>	<b>0-0</b>



## OHIO MACHINE PLAYERS



### #3 - Jake Bernhardt

**Position:** Midfield

**Height:** 6'0"

**Weight:** 190 lbs.

**Years Pro:** 1

**College:** University of Maryland

**High School:** Lake Brantley High School (FL)

**Birthdate:** September 17, 1989

**Acquired:** Trade with Hamilton  
May 2013

#### 2013 MLL SEASON:

Tied for seventh on the team in points, seven. Ninth on the team in goals, five. Played in nine games. Scored a goal and added a groundball against Rochester (6/2). Tallied two groundballs against Rochester (6/15), one groundball against Denver (6/22) and one groundball against Boston (6/29). Scored one goal, tallied three groundballs and went 1-2 in face-offs against Chesapeake (7/6). Tallied one groundball against Hamilton (7/20). Scored first hat trick against Boston (8/3). Scored one goal, tallied an assist and one groundball against New York (8/10).

#### COLLEGE:

Team captain during his senior year at Maryland. Played 65 career games for the Terps, tallying 49 goals, 14 assists and 63 points. Helped guide Maryland to the 2011 ACC Championship and an appearance in the NCAA Championship Game. Closed out his career at Maryland with 18 multi-

point games and 13 multi-goals games. Fifth on the team in points, 24, in 2013. Redshirted in 2012 due to injury. As a sophomore, was named the winner of the William Cole Award as the team's best overall midfielder. As a freshman, named winner of team's "Be the Best" Award for overall strength and conditioning. Originally drafted by the Hamilton Nationals in the 2012 MLL Collegiate Draft but returned to Maryland following his redshirt season.

#### PERSONAL:

Director of Lacrosse Operations at University of Maryland. Son of Jim and Catherine Bernhardt. Older brother of fellow Terps Jesse and Jared. University of Maryland honor roll student. Named a Disney Dreamer and Doer. Majored in physical education. Recipient of the Milton and Katharine van den Berg Lacrosse Scholarship.

#### Major League Lacrosse Career Statistics

YEAR	TEAM	GP	G	2ptG	A	PTS	PIM	PPG	PPA	SHG	SHA	GWG	GB	TO	CTO	S	S%	SOG	FO
2013	Ohio	9	5	0	2	7	1	0	0	0	0	1	10	0	0	28	.179	16	2-4
<b>TOTAL</b>		<b>9</b>	<b>5</b>	<b>0</b>	<b>2</b>	<b>7</b>	<b>1</b>	<b>0</b>	<b>0</b>	<b>0</b>	<b>0</b>	<b>1</b>	<b>10</b>	<b>0</b>	<b>0</b>	<b>28</b>	<b>.179</b>	<b>16</b>	<b>2-4</b>



# OHIO MACHINE PLAYERS



## #44 - Greg Bice

**Position:** Defense

**Height:** 6'3"

**Weight:** 215

**Years Pro:** 10

**College:** The Ohio State University

**High School:** St. Mary's Hall High School (TX)

**Birthdate:** April 15, 1981

**Acquired:** Trade with Rochester  
2011

### 2013 MLL SEASON:

Played in six games, collecting one assist and four groundballs. Tallied two groundballs against Denver (5/4). Played against Chesapeake (5/11) and New York (5/18). Tallied one assist against Charlotte (7/27) and one groundball against Boston (8/3). Tallied one groundball against New York (8/10).

### 2012 MLL SEASON:

2012 co-captain. Played in 13 games and collected two goals, one assist and 28 groundballs. Collected two groundballs against Chesapeake (5/5). Tallied one assists against Charlotte (5/12). Grabbed two groundballs against Rochester (5/19). Scooped up a season-high four groundballs against Long Island (6/1). Picked up two groundballs against Denver (6/9) and two groundballs against Long Island (6/16). Grabbed one groundball against Charlotte (6/23). Tied a season-high with four groundballs against Denver (7/4). Played against Hamilton (7/13) and pulled in three groundballs against Hamilton (7/14). Scored a goal and collected three groundballs against Chesapeake (7/21). Scored a goal and grabbed a groundball against Boston (8/4). Grabbed two groundballs against Boston (8/11). Named to the 2012 United States National Team for the "Duel in Denver" exhibition.

### 2011 MLL SEASON:

Played in 11 games for Rochester, collecting one goal, one assist and 25 groundballs. Tallied one goal and four groundballs against Chesapeake (5/11). Collected four groundballs against Long Island (5/21). Collected four groundballs against Hamilton (6/10). Tallied one assist and five groundballs against Boston (6/18). Played against Hamilton (6/24). Collected two groundballs against Hamilton (6/25). Grabbed a groundball against Chesapeake (7/2). Had two groundballs against Denver (7/16). Played against Denver (7/23) and Chesapeake (8/6). Collected three groundballs against Boston (8/13).

### 2010 MLL SEASON:

Played in 10 games for Chicago, collecting five goals, two assists and 17 groundballs. Scored one goal and picked up two groundballs against Toronto (5/16). Grabbed one groundball against Boston (5/22) and one groundball against Chesapeake (5/30). Tallied three groundballs against Toronto (6/5). Tallied one goal and three groundballs against Long Island (6/12). Tallied one assist and two groundballs against Boston (6/20). Recorded one goal, one assist and one groundball against Denver (6/25). Tallied two goals and one groundball against Long Island (7/10). Scored two goals and grabbed a groundball against Long Island (7/10). Collected two groundballs against Denver (7/24).

### 2009 MLL SEASON:

Played in 11 games for Chicago, collecting one goal, one two-point goal and 33 groundballs. Collected five groundballs against Denver (5/16). Tallied four groundballs against Toronto (5/22). Collected a groundball against Boston (5/30). Collected three groundballs against Boston (6/13). Collected four groundballs against Long Island (6/20). Grabbed two groundballs against Washington (6/27). Tallied one 2-pt goal and two groundballs against Toronto (7/4). Collected three groundballs against Boston (7/18) and three groundballs against Washington (7/25). Grabbed two groundballs against Washington (8/1). Tallied three groundballs against Long Island (8/5).

### 2008 MLL SEASON:

Played in 12 games for Los Angeles, collecting two goals, one assist and 35 groundballs. Grabbed one groundball against Denver (5/17). Collected five groundballs against Chicago (5/25). Scored one goal against San Francisco (5/31). Collected three groundballs against Denver (6/7). Pulled in two groundballs against Long Island (6/21). Grabbed on groundball against Rochester (6/28). Tallied one goal and four groundballs against Chicago (7/6). Collected two groundballs against Denver (7/12). Tallied four groundballs against Chicago (7/20) and four groundballs against the Barrage (7/26). Collected five groundballs against San Francisco (8/2). Tallied one assist and four groundballs against San Francisco (8/9).

### 2007 MLL SEASON:

Played in 12 games for Los Angeles, collecting one goal, two assists and 39 groundballs. Recorded four groundballs against Chicago (5/19). Recorded eight groundballs against New Jersey

(5/27). Played against Boston (6/2). Recorded six groundballs against Denver (6/9). Tallied four groundballs against San Francisco (6/16). Collected one groundball against Chicago (6/23). Recorded one goal and one groundball against San Francisco (6/30). Collected one assist and one groundball against Denver (7/14). Pulled in four groundballs against Washington (7/21). Tallied an assist and a groundball against San Francisco (7/28). Scooped four groundballs against Denver (8/4). Tallied five groundballs against Chicago (8/11).

### 2006 MLL SEASON:

Played in 12 games for Los Angeles, collecting one goal and 27 groundballs. Played against Philadelphia (5/27). Picked up three groundballs against Rochester (6/3) and three groundballs against Boston (6/10). Pulled in two groundballs against Chicago (6/17). Collected seven groundballs against Chicago (6/24). Played against Denver (7/1). Grabbed two groundballs against Denver (7/8). Collected three groundballs against San Francisco (7/22). Pulled in one groundball against San Francisco (7/23). Collected two groundballs against Chicago (7/29). Scored a goal and added a groundball against San Francisco (8/5). Collected three groundballs against Denver (8/12).

### 2005 MLL SEASON:

Played in one game for Philadelphia and collected one groundball.

### 2004 MLL SEASON:

Did not see action for Philadelphia.

### COLLEGE:

Four-year letterman at Ohio State University. 2004 Great Western Lacrosse League Player of the Year. Two-time All-American, three-time First Team All-GWLL. Led the Buckeyes to the 2003 and 2004 NCAA Tournament. 2004 Team Captain.

### PERSONAL:

Born in Bethesda, MD and raised in San Antonio, TX. Co-founder of Resolute Lacrosse. Bice and his wife, Emily, moved to Honduras in 2007 to teach at a bilingual school for 2 years. During his tenure in Central America, he also became involved with Lacrosse the Nations, a non-profit organization serving a trash dump community in Managua, Nicaragua, and currently serves as a board member. He returned to Columbus in 2009 to attend OSU's Fisher College of Business where he earned a Masters of Business Administration in 2011.

### Major League Lacrosse Career Statistics

YEAR	TEAM	GP	G	2ptG	A	PTS	PIM	PPG	PPA	SHG	SHA	GWG	GB	TO	CTO	S	%	SOG	FO
2004	Phi	0	0	0	0	0	0	0	0	0	0	0	0	0	0	.000	0	0	0-0
2005	Phi	1	0	0	0	0	0	0	0	0	0	1	0	0	0	.000	0	0	0-0
2006	LA	12	1	0	0	1	1	0	0	0	0	0	27	0	0	6	.167	3	0-0
2007	LA	12	1	0	2	3	4	0	0	0	0	0	39	0	0	8	.125	3	0-0
2008	LA	12	2	0	1	3	1	0	0	0	0	0	35	0	0	5	.400	2	0-0
2009	Chi	11	1	1	0	2	4.5	0	0	0	0	0	33	0	0	4	.250	1	0-2
2010	Chi	10	5	0	2	7	3.5	0	0	0	0	0	17	0	0	11	.455	11	0-0
2011	Roc	11	1	0	1	2	3.5	0	0	0	0	0	25	0	0	11	.091	5	0-0
2012	Ohio	13	2	0	1	3	1	0	0	0	0	0	28	0	0	7	.286	5	0-0
2013	Ohio	6	0	0	1	1	1	0	0	0	0	0	4	0	0	0	.000	0	2-0
<b>TOTAL</b>		<b>88</b>	<b>13</b>	<b>1</b>	<b>8</b>	<b>22</b>	<b>21.5</b>	<b>0</b>	<b>0</b>	<b>0</b>	<b>0</b>	<b>0</b>	<b>209</b>	<b>0</b>	<b>0</b>	<b>52</b>	<b>.000</b>	<b>30</b>	<b>0-2</b>



# OHIO MACHINE PLAYERS



## #28 - Marshall Burkhart

**Position:** Midfield

**Height:** 6'1"

**Weight:** 200 lbs.

**Years Pro:** 2

**College:** Johns Hopkins University

**High School:** Dublin Jerome (OH)

**Birthdate:** November 24, 1989

**Acquired:** 2012 MLL Collegiate Draft  
50th Overall

### 2013 MLL SEASON:

Played in nine games. Saw action against Denver (5/4), Chesapeake (5/11), Boston (6/29), Charlotte (7/27), and Boston (8/3). Tallied two groundballs against New York (5/18). Tallied one groundball against Hamilton (5/23), Denver Outlaws (6/22), Chesapeake (7/6) and New York (8/10). Scooped two groundballs against Hamilton (7/20).

### 2012 MLL SEASON:

Played in eight games. Tallied one assist against Long Island (6/16). Scooped one groundball against Denver (7/4). Recorded three groundballs against Hamilton (7/13) and tallied one assist against Hamilton (7/14).

### COLLEGE:

Played in 51 games over four year career at Johns Hopkins University. Named co-captain prior to his senior year. Played in all 16 games his senior season, anchoring the Blue Jays' defense from the midfield position. In four years, totaled nine goals, including an unassisted goal against Denver in the 2011 NCAA Quarterfinals

### PERSONAL:

The son of Doug and Terre Burkhart. Born November 24, 1989. Father played football at Otterbein. While at Dublin Jerome High School, had 255 career groundballs and helped lead the team to a state championship. Also played two years of football.

### Major League Lacrosse Career Statistics

YEAR	TEAM	GP	G	2ptG	A	PTS	PIM	PPG	PPA	SHG	SHA	GWG	GB	TO	CTO	S	S%	SOG	FO
2012	Ohio	9	0	0	2	2	1	0	0	0	0	0	9	0	0	3	.000	0	0-0
2013	Ohio	11	0	0	0	0	1.5	0	0	0	0	0	8	0	0	3	.000	2	0-0
<b>TOTAL</b>		<b>20</b>	<b>0</b>	<b>0</b>	<b>2</b>	<b>2</b>	<b>2.5</b>	<b>0</b>	<b>0</b>	<b>0</b>	<b>0</b>	<b>0</b>	<b>17</b>	<b>0</b>	<b>0</b>	<b>6</b>	<b>.000</b>	<b>2</b>	<b>0-0</b>



# OHIO MACHINE PLAYERS



## #41 - Matt Cafarelli

**Position:** Defense

**Height:** 6'5"

**Weight:** 220 lbs.

**Years Pro:** 2

**College:** The Ohio State University

**High School:** Dublin Scioto High School (OH)

**Birthdate:** September 29, 1981

**Acquired:** 2014 MLL Supplemental Draft  
105th Overall

### 2013 MLL SEASON:

Cafarelli played in the tenth game of the season against Chesapeake (7/6).

### 2012 MLL SEASON:

Did not see any action for Ohio.

### COLLEGE:

Attended The Ohio State University, BA in Consumer Affairs and a four-year letter winner. Named two-time captain for OSU, 2001 Big Ten Scholar Athlete, 2002 OSU Most Improved Player and 2004 Co-MVP. Collected over 40 groundballs and played in every game during his junior and senior years.

### PERSONAL:

Currently coaches for Resolute Lacrosse in Columbus, Ohio and is an account manager at Interior Supply, Inc. Volunteer coach for Worthington Kilbourne's Varsity Lacrosse Team.

### Major League Lacrosse Career Statistics

YEAR	TEAM	GP	G	2ptG	A	PTS	PIM	PPG	PPA	SHG	SHA	GWG	GB	TO	CTO	S	S%	SOG	FO
2012	Ohio	0	0	0	0	0	0	0	0	0	0	0	0	0	0	0	.000	0	0-0
2013	Ohio	1	0	0	0	0	0	0	0	0	0	0	0	0	0	0	.000	0	0-0
<b>TOTAL</b>		<b>1</b>	<b>0</b>	<b>0</b>	<b>0</b>	<b>0</b>	<b>0</b>	<b>0</b>	<b>0</b>	<b>0</b>	<b>0</b>	<b>0</b>	<b>0</b>	<b>0</b>	<b>0</b>	<b>0</b>	<b>.000</b>	<b>0</b>	<b>0-0</b>



## OHIO MACHINE PLAYERS



### #32 - Chase Carraro

**Position:** Midfield

**Height:** 5'8"

**Weight:** 170 lbs.

**Years Pro:** 1

**College:** University of Denver

**High School:** St. Xavier High School (KY)

**Birthdate:** March 1, 1991

**Acquired:** 2013 MLL Collegiate Draft  
13th Overall

#### 2013 MLL SEASON:

Played in six games. Tallied one groundball and went 1-5 in face-offs against Rochester (6/2). Went 0-1 at the face-off x against Denver (6/22). Tallied one assist, one groundball and went 1-3 in face-offs against Boston (6/29). Scored one goal and went 0-1 in face-offs against Chesapeake (7/6). Scored one goal, tallied one groundball and went 1-4 in face-offs against Boston (8/3). Tallied two shots on goal against New York (8/10).

#### COLLEGE:

Played in 63 games over four year career at University of Denver. Finished collegiate career with 52 points, 39 goals, 13 assists, 329 groundballs and went 720-1262 (.571) at the face-off x. Led the team in face-off wins all four years and led

the team in groundballs his last three seasons. Named ECAC Preseason Rookie of the Year in 2010, All-ECAC Team and USILA Honorable Mention All-America in 2011, and USILA Second-Team All-America Honors, ECAC Specialist of the Year and All-ECAC First-Team as a specialist and Second-Team as a midfielder in 2012. Finished with 15-of-more face-off wins 18 times. Led the team in goals five times, points once and groundballs 32 times. Led the Pioneers in the 2013 NCAA Semifinal game where he scored one goal and won 12-of-21 face-offs.

#### PERSONAL:

Was born in Louisville, KY and is the son of Marty and Mary Anne. Has five siblings: Cincy, Clint, Annie, Katie, and Casey. Enjoys music, movies, pick-up basketball and being with friends.

#### Major League Lacrosse Career Statistics

YEAR	TEAM	GP	G	2ptG	A	PTS	PIM	PPG	PPA	SHG	SHA	GWG	GB	TO	CTO	S	%	SOG	FO
2013	Ohio	6	2	0	1	3	1	0	0	0	0	0	3	0	0	17	.118	9	3-15
<b>TOTAL</b>		<b>6</b>	<b>2</b>	<b>0</b>	<b>1</b>	<b>3</b>	<b>1</b>	<b>0</b>	<b>0</b>	<b>0</b>	<b>0</b>	<b>0</b>	<b>3</b>	<b>0</b>	<b>0</b>	<b>17</b>	<b>.118</b>	<b>9</b>	<b>3-15</b>



# OHIO MACHINE PLAYERS



## #21 - Jim Connolly

**Position:** Attack

**Height:** 5'11"

**Weight:** 175 lbs.

**Years Pro:** 3

**College:** University of Massachusetts

**High School:** North Andover (MA)

**Birthdate:** March 18, 1986

**Acquired:** 2012 MLL Expansion Draft  
9th Overall

### 2013 MLL SEASON:

Played in five games. Scored one goal against Denver (5/4). Scored two goals and tallied two groundballs against Chesapeake (5/11). Picked one groundball against New York (5/18). Tallied one assist and two groundballs against Rochester (6/2). Scored one goal against Boston (8/3).

### 2012 MLL SEASON:

MLL All-Star. Played in 13 games. Led the team with 27 goals. Second on the team with 32 points. Scored three goals against Chesapeake (5/5). Tallied three goals and one assist against Rochester (5/19). Added a goal and an assist against Long Island (6/1). Scored one goal against Denver (6/9). Scored two goals and added an assist against Long Island (6/16). Tallied three points and scored fourth power-play goal of the year against Charlotte (6/23). Scored two goals in the 2012 MLL All-Star Game (6/30). Scored a career high of five goals against Denver (7/4). Scored his 20th goal of the season against Hamilton (7/13). Tallied one assist against Hamilton (7/14). Scored one goal against Chesapeake (7/21). Scored three goals against Boston (8/4). Tallied a hat trick against Boston (8/11).

### 2011 MLL SEASON:

Played two games for Boston. Scored a goal against Chesapeake (7/23).

### COLLEGE:

Played four seasons at University of Massachusetts from 2006 to 2009. Named 2009 ECAC Offensive Player of the Year. Earned 2006 and 2009 All-ECAC First Team selections. Named to the 2009 North-South All-Star Game. In 2009 led the ECAC in goals per game and ranked ninth in the NCAA. Finished his collegiate career with 107 points, 90 goals and 17 assists. At the time of his graduation, was only player in UMass history to score in every game he played in.

### PERSONAL:

Son of Linda and Stephen Connolly. Born in Winchester, Mass. Dad was a team captain on UMass' only undefeated team (10-0) in 1969. Brother Ryan played four years of lacrosse at UMass (2002-05) and went on to coach at Amherst College. Majored in Hospitality & Tourism Management.

### Major League Lacrosse Career Statistics

YEAR	TEAM	GP	G	2ptG	A	PTS	PIM	PPG	PPA	SHG	SHA	GWG	GB	TO	CTO	S	S%	SOG	FO
2011	Bos	2	1	0	0	1	0	0	0	0	0	0	0	0	0	6	.167	5	0-0
2012	Ohio	13	27	0	5	32	2	6	1	0	0	0	6	0	0	80	.338	53	0-0
2013	Ohio	5	4	0	1	5	0	1	1	0	0	0	5	0	0	19	.211	15	0-0
<b>TOTAL</b>		<b>20</b>	<b>32</b>	<b>0</b>	<b>6</b>	<b>38</b>	<b>2</b>	<b>7</b>	<b>2</b>	<b>0</b>	<b>0</b>	<b>0</b>	<b>11</b>	<b>0</b>	<b>0</b>	<b>105</b>	<b>.000</b>	<b>173</b>	<b>0-0</b>



# OHIO MACHINE PLAYERS



## #40 - Kevin Cooper

**Position:** Midfield

**Height:** 6'4"

**Weight:** 190 lbs.

**Years Pro:** 1

**College:** University of Maryland

**High School:** Archbishop Spalding (MD)

**Birthdate:** April 7, 1991

**Acquired:** Trade with New York  
December 2013

### 2013 MLL SEASON:

Cascade Rookie of the Week for Week 10. Played in two games for Chesapeake. Finished the season with five points, three goals and two assists. Scored three goals and added an assists against Ohio (7/6). Had an assist against Denver (7/27).

### COLLEGE:

Finished collegiate career at University of Maryland with 81 points, 37 goals and 44 assists in 56 games. As a senior, led the team in points, 42, and assists, 22. Led the team to a NCAA Championship Game appearance in 2011 and 2012. Named to the 2011 ACC All-Tournament Team.

### PERSONAL:

Son of Christopher and Susanne Cooper. Older brother of fellow Terps Brian and Emily. Majored in Letters and Sciences.

### Major League Lacrosse Career Statistics

YEAR	TEAM	GP	G	2ptG	A	PTS	PIM	PPG	PPA	SHG	SHA	GWG	GB	TO	CTO	S	S%	SOG	FO
2013	CHE	2	3	0	2	5	0	0	0	0	0	0	2	0	0	3	1.00	3	0-0
<b>TOTAL</b>		<b>2</b>	<b>3</b>	<b>0</b>	<b>2</b>	<b>5</b>	<b>0</b>	<b>0</b>	<b>0</b>	<b>0</b>	<b>0</b>	<b>0</b>	<b>2</b>	<b>0</b>	<b>0</b>	<b>3</b>	<b>1.00</b>	<b>3</b>	<b>0-0</b>





# OHIO MACHINE PLAYERS



## #36 - Bobby Dattilo

**Position:** Midfield

**Height:** 5'7"

**Weight:** 175 lbs.

**Years Pro:** 2

**College:** Hobart College

**High School:** Pinkerton Academy (NH)

**Birthdate:** January 11, 1990

**Acquired:** 2014 MLL Supplemental Draft  
41st Overall

### 2013 MLL SEASON:

Played in one game for Rochester. Registered a shot against Chesapeake (4/27).

### 2012 MLL SEASON:

Played in four games for Rochester. Went 4-for-7 on face-offs with two groundballs against Charlotte (7/20). Registered an assist, went 10-for-13 on face-offs and collected two groundballs against Ohio (7/28). Collected five groundballs and went 6-for-15 on face-offs against Denver (8/4). Went 8-for-18 in face-offs and collected five groundballs against Charlotte (8/11).

### COLLEGE:

Played four years of lacrosse at Hobart College. Finished his college career with 21 points, 6 goals, 15 assists, 346 groundballs in 52 games. His senior year, went 162-for-250 (.648) at the face-off x and was named a candidate for the Senior CLASS Award. Also named to the Tewaarton Award watch list and named Face-Off Yearbook preseason second team All-American. Earned All-ECAC first team honors his junior year and won the Crook Family Award following both his sophomore and junior campaigns.

### Major League Lacrosse Career Statistics

YEAR	TEAM	GP	G	2ptG	A	PTS	PIM	PPG	PPA	SHG	SHA	GWG	GB	TO	CTO	S	%	SOG	FO
2012	Roc	4	0	0	1	1	0	0	0	0	0	0	14	0	0	1	.000	1	28-53
2013	Roc	1	0	0	0	0	0	0	0	0	0	0	0	0	0	1	.000	0	0-2
<b>TOTAL</b>		<b>5</b>	<b>0</b>	<b>0</b>	<b>1</b>	<b>1</b>	<b>0</b>	<b>0</b>	<b>0</b>	<b>0</b>	<b>0</b>	<b>0</b>	<b>14</b>	<b>0</b>	<b>0</b>	<b>2</b>	<b>.000</b>	<b>1</b>	<b>28-53</b>



# OHIO MACHINE PLAYERS



## #27 - James Delaney

**Position:** Attack

**Height:** 5'8"

**Weight:** 175 lbs.

**Years Pro:** 0

**College:** Seton Hill

**High School:** St. Thomas More (CAN)

**Birthdate:** June 12, 1991

**Acquired:** Claimed from Player Pool  
December 16, 2013

### COLLEGE:

2013 and 2012 USILA First Team All-American, 2011 Honorable mention. Earned 2012 Lt. Donald McLaughlin Jr. Award for Most Outstanding USILA Midfielder Honors. In 2013 James recorded 16 games played with 29 goals, 21 assists, and 50 points for the Seton Hill Griffins. In 2012 Delaney recorded 16 games played with 28 goals, 33 assists and 61 points.

### College Lacrosse Career Statistics

YEAR	TEAM	GP	G	A	PTS	PIM	PPG	PPA	SHG	SHA	GWG	GB	TO	CTO	S	%	SOG	FO
2010	POCO	2	1	2	3	0	0	0	0	0	0	0	0	0	6	16.16	-	0-0
2011	POCO	17	12	21	33	2	7	0	0	0	0	0	0	0	79	15.19	-	0-0
2012	POCO	17	26	29	55	6	7	0	2	0	0	0	0	0	94	27.66	-	0-0
2013	POCO	10	14	19	33	2	7	0	1	0	0	0	0	0	65	21.54	-	0-0
2013	Coquitlam	5	2	7	2	0	0	0	0	0	0	0	0	0	16	.313	-	0-0
<b>TOTALS</b>		<b>51</b>	<b>58</b>	<b>73</b>	<b>131</b>	<b>12</b>	<b>21</b>	<b>0</b>	<b>2</b>	<b>0</b>	<b>0</b>	<b>0</b>	<b>0</b>	<b>0</b>	<b>260</b>	<b>16.17</b>	<b>-</b>	<b>0-0</b>



# OHIO MACHINE PLAYERS



## #19 - Matt Dolente

**Position:** Midfield

**Height:** 5'7"

**Weight:** 165 lbs.

**Years Pro:** 3

**College:** Johns Hopkins University

**High School:** Malvern Prep (PA)

**Birthdate:** January 25, 1989

**Acquired:** Trade with New York  
December 2013

### 2013 MLL SEASON:

Played in seven games; five for Hamilton, one for New York and one for Chesapeake. Went 14-for-25 on face-offs and collected seven groundballs against Boston (5/4). Collected one groundball and went nine-for-23 on face-offs against New York (5/11). Scored a goal, collected 10 groundballs and went 16-for-33 on face-offs against Charlotte (5/17). Went 15-for-27 on face-offs and collected five groundballs against Ohio (5/23). Collected four groundballs, went 13-for-32 on face-offs and added an assist against Denver (6/8). Traded to New York for John Antoniadis (6/25). Went zero-for-three on face-offs against Rochester (6/30). Traded to Chesapeake for a fourth round pick in the 2014 MLL Collegiate Draft (7/2). Went four-for-14 on face-offs and collected a groundball against Charlotte (8/10).

### 2012 MLL SEASON:

MLL All-Star. Played in 14 games. Finished the season with nine points, five goals, four assists and 86 groundballs. Set Hamilton record with 219 face-off wins in a season. Went 13-for-23 on face-offs and added an assist against Denver (5/5). Collected five groundballs and went eight-for-16 on face-offs against Boston (5/12). Went 16-for-28 on face-offs and grabbed six groundballs against Chesapeake (5/18). Scored a goal, collected 10 groundballs and went 23-for-37 on face-offs against Charlotte (6/2). Scored a goal, added an assist, collected 13 groundballs and went 19-for-29 on face-offs against Rochester (6/9). Scored a goal, grabbed eight groundballs and went 18-for-29 on face-offs against Chesapeake (6/16). Went 16-for-29 on face-offs and collected six groundballs against Rochester (6/23). Grabbed five groundballs and went 14-for-32 on face-offs against Boston (7/7). Went 20-for-28 on face-offs and collected seven groundballs against Ohio (7/13). Had two assists and went 19-for-28 on face-offs with eight groundballs against Ohio (7/14). Went 11-for-32 on face-offs with two groundballs against

Long Island (7/21). Collected seven groundballs and went 16-for-35 on face-offs against Denver (7/28). Scored a goal and went 13-for-23 on face-offs with five groundballs against Charlotte (8/4). Scored a goal, grabbed four groundballs and went 13-for-26 on face-offs against Long Island.

### 2011 MLL SEASON:

Played in five game. Scored one goal and collected 26 groundballs. Tied Hamilton team record for face-off wins in a game with 21. Went 21-for-36 on face-offs with seven groundballs against Rochester (6/24). Had eight groundballs and went 13-for-32 on face-offs against Rochester (6/25). Went 13-for-28 on face-offs with seven groundballs against Long Island (7/1). Scored a goal and went seven-for-18 on face-offs against Boston (7/23). Had three groundballs and went 11-for-25 on face-offs against Long Island (8/13).

### COLLEGE:

Completed a four-year career at Johns Hopkins. 442 face-off wins ranks fifth all-time in Hopkins history. As a senior, earned First Team USILA All-American honors, First Team Capital One Academic All-District selection and landed a spot on the USILA Scholar All-American Team. Led the Blue Jays in groundballs in 2009, 2010 and 2011. At the 2008 ILF U-19 Championships, was named to the All-World team and selected as the Outstanding Midfielder in helping the United States to the Gold Medal

### PERSONAL:

Son of Michael and Connie Dolente. Works as an execution trader for SAC Capital Advisors.

### Major League Lacrosse Career Statistics

YEAR	TEAM	GP	G	2ptG	A	PTS	PIM	PPG	PPA	SHG	SHA	GWG	GB	TO	CTO	S	%	SOG	FO
2011	Ham	5	1	0	0	1	3	0	0	0	0	0	26	0	0	3	.333	2	65-139
2012	Ham	14	5	0	4	9	0	1	0	0	0	0	86	15	0	15	.333	7	219-395
2013	Ham	5	1	0	1	2	0	0	0	0	0	1	28	0	0	3	.333	1	67-140
2013	NY	1	0	0	0	0	0	0	0	0	0	0	1	0	0	0	.000	0	0-3
2013	Che	1	0	0	0	0	0	0	0	0	0	0	1	0	0	0	.000	0	4-14
<b>TOTALS</b>		<b>26</b>	<b>7</b>	<b>0</b>	<b>5</b>	<b>12</b>	<b>3</b>	<b>1</b>	<b>0</b>	<b>0</b>	<b>0</b>	<b>1</b>	<b>141</b>	<b>0</b>	<b>0</b>	<b>21</b>	<b>.000</b>	<b>10</b>	<b>355-691</b>



# OHIO MACHINE PLAYERS



## #24 - Greg Downing

**Position:** Midfield

**Height:** 6'1"

**Weight:** 195 lbs.

**Years Pro:** 7

**College:** Fairfield University

**High School:** Auburn High School (NY)

**Birthdate:** March 24, 1985

**Acquired:** Claimed off Denver Practice Squad  
June 2013

### 2013 MLL SEASON:

Played in 10 total games for Ohio and Denver. Started the season with Denver, playing in five games. Had an assist and a groundball against Boston (5/11). Played against Rochester (5/18), Boston (5/31), Hamilton (6/8) and Chesapeake (6/15). Claimed by Ohio off the Denver Practice Squad. Played first game as a member of the Machine against Chesapeake (7/6). Scored three goals against Hamilton (7/20). Had one assist against Charlotte (7/27). Had two assists against Boston (8/3). Collected one groundball against New York (8/10).

### 2012 MLL SEASON:

Did not play during the 2012 season.

### 2011 MLL SEASON:

Played in 11 games for Boston. Had six goals, four assists and 10 points. Scored one goal against Long Island (5/14). Had two goals against Chesapeake (6/4). Had two goals against Long Island (6/11). Scored one goal and added an assist against Rochester (6/18). Tallied one assist against Chesapeake (6/25). Played against Denver (7/3). Had one assist against Long Island (7/16). Played against Hamilton (7/23), Denver (7/30) and Hamilton (8/6). Had one assist against Rochester (8/13).

### 2010 MLL SEASON:

Played in 11 games for Boston, recording two goals and 13 groundballs. Scored one goal against Denver (5/15). Had one groundball against Chicago (5/22). Played against Long Island (5/27). Scored a goal against Chesapeake (6/4). Had four groundballs against Denver (6/12). Had one groundball against Chicago (6/20). Played against Long Island (6/26). Collected three groundballs against Toronto (7/1). Played against Chesapeake (7/10). Had one groundball against Toronto (7/24) and played against Denver (7/31).

### 2009 MLL SEASON:

Played in 12 total games for Boston and Denver. MLL All-Star. Had one groundball against Chicago (5/16). Had four goals against Boston (5/22). Traded by Denver to Boston (5/29). Scored one goal against Chicago (5/30). Played against Long Island (6/5). Scored three goals and had an assist against Chicago (6/13). Tallied four goals against Washington (6/19). Scored three goals and added an assist against Toronto (6/25). Scored one goal against Denver (7/4). Played against Long Island (7/9) and Chicago (7/18). Had an assist against Toronto (7/23). Scored two goals against Washington (8/6).

### 2008 MLL SEASON:

Played in 12 games for Los Angeles. Scored 19 goals and recorded 4 assists for 23 points. Scored points in all but one game. Scored two goals against Denver (5/17). Had one goal and one assist against Chicago (5/25). Had two goals and one assist against San Francisco (5/31). Scored one goal against Denver (6/7). Scored three goals and added an assist against Long Island (6/21). Tallied one goal against Rochester (6/28). Scored two goals against Chicago (7/6). Tallied three goals against Denver (7/12). Had one goal against Chicago (7/20). Played against the Barrage (7/26). Scored two goals and had an assist against San Francisco (8/2). Tallied one goal against San Francisco (8/9).

### 2007 MLL SEASON:

Played in nine games for Los Angeles. Scored one goal against Denver (6/9). Collected one groundball against San Francisco (6/16). Scored two goals against Chicago (6/23). Had one assist against San Francisco (6/30). Scored two goals against Denver (7/14). Had one goal and one assist against Washington (7/21). Scored one goal and added three assists against San Francisco (7/28). Had one assist against Denver (8/4) and one assist against Chicago (8/11).

### COLLEGE:

Played at Fairfield University from 2004 to 2007. At time of graduation, ranked fifth on the school's all-time points list (141) and fourth on the all-time goals list (101). Was a three time USILA All-American. Led the team to the 2005 Great West Lacrosse League Championship.

### PERSONAL:

National Director with Trilogy Lacrosse. Pursuing master's degree in Environmental Policy and Management at Denver University.

### Major League Lacrosse Career Statistics

YEAR	TEAM	GP	G	2ptG	A	PTS	PIM	PPG	PPA	SHG	SHA	GWG	GB	TO	CTO	S	%	SOG	FO
2007	LA	9	7	0	7	14	.5	0	0	0	0	4	16	0	0	24	.292	18	0-0
2008	LA	12	19	0	4	23	2.5	2	0	0	0	1	21	0	0	65	.292	39	0-0
2009	Den	2	4	0	0	4	0	0	0	0	0	1	1	0	0	10	.400	6	0-0
2009	Bos	10	14	0	3	17	1.5	4	0	0	0	1	12	0	0	47	.298	26	0-0
2010	Bos	11	2	0	0	2	.5	1	0	0	0	0	12	0	0	13	.154	8	0-0
2011	Bos	11	6	0	4	10	0	0	0	0	0	0	6	0	0	28	.214	14	0-0
2013	Den	5	0	0	1	1	.5	0	0	0	0	0	3	0	0	4	.000	2	0-0
2013	Den	5	0	0	1	1	.5	0	0	0	0	0	3	0	0	4	.000	2	0-0
2013	Ohio	5	3	0	3	6	2	0	0	0	0	0	4	0	0	9	.333	6	0-0
<b>TOTALS</b>		<b>65</b>	<b>55</b>	<b>0</b>	<b>22</b>	<b>77</b>	<b>7.5</b>	<b>7</b>	<b>0</b>	<b>0</b>	<b>0</b>	<b>4</b>	<b>75</b>	<b>0</b>	<b>0</b>	<b>200</b>	<b>.275</b>	<b>119</b>	<b>0-0</b>



# OHIO MACHINE PLAYERS



## #37 - Brian Farrell

**Position:** Defense

**Height:** 6'5"

**Weight:** 240 lbs.

**Years Pro:** 3

**College:** University of Maryland

**High School:** Boys' Latin (MD)

**Birthdate:** January 12, 1988

**Acquired:** Trade with Boston  
September 2013

### 2013 MLL SEASON:

Played in 10 games for Boston. Scored one goal, five ground balls against New York (4/28). Had two assists, two ground balls against Chesapeake (5/18). Picked up two ground balls against Denver (5/31). Had one goal (a two-pointer on a power play) (6/7). Had one goal, one assist, two

ground balls against Charlotte (6/15). Collected two groundballs against New York (6/21). Had one ground ball against Ohio (6/29). Picked up five ground balls against Charlotte (7/6). Scored one goal against Chesapeake (7/18). Played against Hamilton (7/27).

### 2012 MLL SEASON:

MLL All Star. Played in 14 games for Boston. Recorded six goals. Added two assists. Collected 33 ground balls. Scored one goal and picked up three ground balls against Rochester (4/28). Had two goals and two groundballs against Charlotte (5/5). Had one assist and three groundballs against Hamilton (5/12). Picked up four ground balls against Denver (5/19) and two groundballs against Rochester (6/1). Scored two goals against Long Island (6/9). Had four groundballs against Charlotte (6/16). Collected two groundballs against Chesapeake (6/23). Had one assist against Hamilton (7/7). Had two groundballs against Long Island (7/14), one groundball against Denver (7/19) and two groundballs against Chesapeake (7/28). Scored a 2-pt goal against Ohio (8/4). Collected a groundball against Ohio (8/11).

### 2011 MLL SEASON:

Played in seven games for Boston. Named Canons Rookie of The Year. Scored a goal and added an assist against Chesapeake (6/25). Scored a goal and grabbed three groundballs against Denver (7/3). Scored a goal and had an assist against Long Island (7/16). Collected two groundballs against Hamilton (7/23). Played against Denver (7/30). Had an assist against Hamilton (8/6). Scored a goal against Rochester (8/13). Played in both the Semifinal and the MLL Championship. Scored a goal in both games; collected six total ground balls. Won the 2011 MLL Championship.

### COLLEGE:

Played for Maryland from 2007 to 2011. Team captain in 2010 and 2011. Three time USILA All-American selection, as well as a two time All-Atlantic Coast Conference Academic and two time Tewaaron Trophy nominee.

### PERSONAL:

Son of Mike and Ruth Farrell. Father, Mike, was a three time All-America defender at Maryland from 1973-76 and helped lead the Terps to NCAA Championships in 1973 and 1975. Member of the National Honors Society while at Maryland.

### Major League Lacrosse Career Statistics

YEAR	TEAM	GP	G	2ptG	A	PTS	PIM	PPG	PPA	SHG	SHA	GWG	GB	TO	CTO	S	%	SOG	FO
2011	Bos	7	4	0	3	7	1	0	0	1	0	0	21	0	0	6	.667	4	0-0
2012	Bos	14	6	1	2	9	1	1	0	0	1	33	0	0	0	17	.353	11	0-0
2013	Bos	10	4	1	2	7	1	1	0	0	0	20	0	0	0	16	.250	9	0-0
<b>TOTALS</b>		<b>31</b>	<b>14</b>	<b>2</b>	<b>7</b>	<b>23</b>	<b>3</b>	<b>2</b>	<b>0</b>	<b>1</b>	<b>0</b>	<b>1</b>	<b>74</b>	<b>0</b>	<b>0</b>	<b>39</b>	<b>.000</b>	<b>24</b>	<b>0-0</b>



# OHIO MACHINE PLAYERS



## #18 - Kyle Harrison

**Position:** Midfield

**Height:** 6'0"

**Weight:** 194 lbs.

**Years Pro:** 6

**College:** Johns Hopkins University

**High School:** Friends (MD)

**Birthdate:** March 12, 1983

**Acquired:** Claimed from MLL Player Pool  
February 25, 2014

### 2010 MLL SEASON:

Did not see action for Denver.

### 2009 MLL SEASON:

Played seven games for Denver. Had six points, four goals and two assists. Scooped up five groundballs. Tallied two goals and four groundballs against Chicago (5/16). Scored two goals and one assist against Boston (5/22). Scored one goal against Washington (5/30). Played against Long Island (6/13), Toronto (6/20), and Toronto (6/27). Picked up one groundball against Toronto (8/8).

### 2008 MLL SEASON:

MLL All-Star. Played 12 games for Los Angeles. Had 30 points, 17 goals and 13 assists. Collected 23 groundballs. Recorded one goal, went zero-for-1 on face-offs and three groundballs against Denver (5/17). Recorded one assist against Chicago (5/25). Recorded one goal and one groundball against San Francisco (5/31). Scored one goal and one assist against Denver (6/7). Tallied four goals and three groundballs against Long Island (6/21). Collected two goals and four assists against Rochester (6/28). Recorded four goals, two assists and three groundballs against Chicago (7/6). Collected two assists and three groundballs against Denver (7/12). Had one assist and three groundballs against Chicago (7/20). Tallied two goals, one assist and three groundballs against Philadelphia (7/26). Recorded one goal, one assist and two groundballs against San Francisco (8/2). Picked up two groundballs against San Francisco (8/9).

### 2007 MLL SEASON:

MLL All-Star. Played 12 Games for New Jersey. Had 27 points, 19 goals, six assists and 35 groundballs. Tallied two goals, eight groundballs and went two-for-four on face-offs against Washington (5/18). Recorded one goal, one assist, and went one-for-two on face-offs with two groundballs against Los Angeles (5/27). Scored one goal and picked up one groundball against

Washington (6/2). Tallied three goals, one assist, went two-for-three on face-offs with four groundballs against Rochester (6/8). Scored two goals and collected three groundballs against Chicago (6/16). Tallied two goals and three groundballs against Boston (6/23). Recorded two goals, three assists and eight groundballs against Boston (6/30). Picked up three groundballs against Philadelphia (7/12). Collected two goals against Long Island (7/21). Tallied one 2pt goal, one assist and one groundball against Philadelphia (7/26). Tallied two goals and two groundballs against Rochester (8/4). Recorded one goal and one groundball against Long Island (8/11).

### 2006 MLL SEASON:

MLL All-Star. Represented the United States in the 2006 World Lacrosse Championship. Played 11 games for New Jersey. Recorded 25 points on eight goals and 17 assists with 21 groundballs. Recorded one goal and two assists with a groundball against Boston (5/20). Collected one goal and one assist, as well as winning one faceoff with two groundballs against Rochester (5/26). Recorded one goal and one groundball against Philadelphia (6/3). Tallied one goal, four assists, and one groundball against Baltimore (6/11). Tallied three assists against, went two-for-three on face-offs and collected five groundballs Denver (6/17). Tallied two assists, went five-for-eight on face-offs with one groundball against Rochester (6/23). Scored one goal and went three-for-10 on face-offs against San Fran-

cisco (7/1). Tallied one assist and two groundballs against Philadelphia (7/8). Collected one goal, four assists and three groundballs against Boston (7/29). Tallied two goals, went three-for-seven on face-offs with five groundballs against Long Island (8/5). Went one-for-one face-offs against Long Island (8/12).

### 2005 MLL SEASON:

Number one overall pick in the 2005 MLL draft by New Jersey. MLL All-Star. Played in nine games. Had 15 points, nine goals and six assists.

### COLLEGE:

2005 Tewaaraton Award winner. Three time All-American. Three time Tewaaraton Finalist. 2005 NCAA Player of the Year. Two-time NCAA Midfielder of the Year. Led Johns Hopkins to the 2005 National Championship. Member of the All-Time Johns Hopkins team. Career totals of 57 goals and 25 assists for 82 points. Has also won 289-of-473 (.611) face-offs and had 237 groundballs. Career face-off winning percentage is the best in school history among players who have played two years and taken at least 300 faceoffs. Single-season faceoff winning percentage of .632 (2002) and .626 (2003) rank fifth and sixth, respectively, in school history.

### PERSONAL:

Son of Dr. Miles and Wanda Harrison. Father played on the first all-African American college lacrosse team in the NCAA during the 1970's at Morgan State. STX sponsored athlete.

### Major League Lacrosse Career Statistics

YEAR	TEAM	GP	G	2ptG	A	PTS	PIM	PPG	PPA	SHG	SHA	GWG	GB	TO	CTO	S	%	SOG	FO
2005	NJ	9	9	0	6	15	.5	0	1	0	1	0	27	0	0	46	.196	28	1-3
2006	NJ	11	8	0	17	25	1	0	0	0	0	0	21	0	0	52	.154	30	6-33
2007	NJ	12	19	2	6	27	.5	0	1	1	0	0	35	0	0	63	.302	44	8-17
2008	LA	12	17	0	13	30	1	0	6	0	0	2	23	0	0	90	.189	58	0-1
2009	Den	7	4	0	2	6	2.5	0	0	0	0	0	5	0	0	28	.143	21	0-0
2010	Den	0	0	0	0	0	0	0	0	0	0	0	0	0	0	0	.000	0	0-0
<b>TOTALS</b>		<b>51</b>	<b>57</b>	<b>2</b>	<b>44</b>	<b>103</b>	<b>5.5</b>	<b>0</b>	<b>8</b>	<b>1</b>	<b>1</b>	<b>2</b>	<b>111</b>	<b>0</b>	<b>0</b>	<b>279</b>	<b>.000</b>	<b>181</b>	<b>25-54</b>



# OHIO MACHINE PLAYERS



## #1 - Marcus Holman

**Position:** Attack

**Height:** 5'11"

**Weight:** 185 lbs.

**Years Pro:** 1

**College:** University of North Carolina

**High School:** Gilman (MD)

**Birthdate:** May 2, 1991

**Acquired:** 2013 MLL Collegiate Draft  
12th Overall

### 2013 MLL SEASON:

Played in 10 games. Fourth on the team with 20 points. Ranked second on the team in points for a rookie. Finished second on the team with 11 assists. Had one goal, a 2-pt goal, and two assists in his rookie debut against Hamilton (5/23). Had two groundballs against Rochester (6/2). Scored a goal and had an assist against Charlotte (6/8). Had a goal and two assists against Rochester (6/15). Scored one goal against Boston (6/29). Had one assist against Chesapeake (7/6). Scored a 2-pt goal and had an assist against Hamilton (7/20). Scored one goal against Charlotte (7/27). Had one goal and three assists against Boston (8/3). Had one assist against New York (8/10).

### COLLEGE:

Played at the University of North Carolina from 2010 to 2013. Finished his collegiate career with 133 points, 84 goals and 49 assists. 2013 team captain. Led the Tar Heels to the 2013 ACC Cham-

pionship and a Quarterfinals appearance in the NCAA Tournament. Finalist for the Tewaaraton Award his senior year. Led North Carolina with 74 points, 39 goals and 35 assists his junior year and was named a Second Team All-American. Won the Turnbull Trophy as the Tar Heels' most valuable player in 2011 and earned honorable mention All-America honors. Named the ACC Freshman of the Year in 2010.

### PERSONAL:

Born in Baltimore, Md. to Brian and Laurie Holman. His father, a former goalie for Johns Hopkins from 1980-1983, is an assistant coach for the Tar Heels. His mother Laurie played lacrosse at Towson. Has a brother and a younger sister who both play lacrosse. Majored in communication studies.

### Major League Lacrosse Career Statistics

YEAR	TEAM	GP	G	2ptG	A	PTS	PIM	PPG	PPA	SHG	SHA	GWG	GB	TO	CTO	S	%	SOG	FO
2013	Ohio	10	7	2	11	20	.5	3	2	0	0	0	11	0	0	42	.167	23	0-0
<b>TOTAL</b>		<b>10</b>	<b>7</b>	<b>2</b>	<b>11</b>	<b>20</b>	<b>.5</b>	<b>3</b>	<b>2</b>	<b>0</b>	<b>0</b>	<b>0</b>	<b>11</b>	<b>0</b>	<b>0</b>	<b>42</b>	<b>.167</b>	<b>23</b>	<b>0-0</b>



# OHIO MACHINE PLAYERS



## #25 -Jordan Houtby

**Position:** Midfield

**Height:** 6'3"

**Weight:** 180 lbs.

**Years Pro:** 0

**College:** Detroit-Mercy College

**High School:** Holy Cross (CAN)

**Birthdate:** November 1, 1991

**Acquired:** Claimed from MLL Player Pool  
December 2013

### COLLEGE:

Played four years at Detroit-Mercy College from 2010 to 2013. Named Defensive Player of the Year and Co-MAAC LSM of the Year following his senior campaign. Became school's first-ever USILA Scholar All-American and was named to the South team for the USILA North-South College All-Star Game. Named 2012 MAAC LSM of the Year. Finished his junior year ranking second in the nation in caused turnovers with 2.53 per game. Earned MAAC LSM of the Year honors following the 2011 season. Named Second Team All-MAAC, MAAC All-Tournament and team MVP. As a freshman, earned team Defensive Player of the Year honors. Helped Detroit finish third in the nation with 10.47 caused turnovers per game.

### PERSONAL:

Son of Debra and Ken Houtby. Has two siblings. Majored in business. Led Holy Cross High School to two regional championships in Canada as well as a Bronze Medal at the OFSAA Championships.

### College Lacrosse Career Statistics

YEAR	TEAM	GP	G	A	PTS	PIM	PPG	PPA	SHG	SHA	GWG	GB	TO	CTO	S	%	SOG	FO
2010	DMC	15	1	0	1	12.5	0	0	0	0	0	53	6	32	5	.200	3	0-0
2011	DMC	16	4	2	6	19.5	0	0	0	0	2	97	23	52	15	.267	7	0-3
2012	DMC	15	1	1	2	7	0	0	0	0	0	66	22	39	7	.143	4	0-2
2013	DMC	15	3	2	5	11.5	0	0	0	0	0	73	10	35	13	.231	9	1-4
<b>TOTAL</b>		<b>61</b>	<b>9</b>	<b>5</b>	<b>14</b>	<b>50.5</b>	<b>0</b>	<b>0</b>	<b>0</b>	<b>0</b>	<b>2</b>	<b>289</b>	<b>61</b>	<b>158</b>	<b>40</b>	<b>.225</b>	<b>23</b>	<b>1-9</b>





# OHIO MACHINE PLAYERS



## #35 - Erik Krum

**Position:** Attack

**Height:** 5'10"

**Weight:** 190 lbs.

**Years Pro:** 0

**College:** Salisbury University

**High School:** Mira Costa (CA)

**Birthdate:** September 13, 1988

**Acquired:** Claimed from MLL Player Pool  
February 25, 2014

### COLLEGE:

Played four seasons at Salisbury University. Earned 2012 First-Team USILA All-American, 2012 All-CAC First Team, 2011 USILA All-American Honorable Mention, 2011 All-CAC Second Team and CAC Offensive Player of the Week (3/7) honors. Finished his collegiate career with 192 points, 149 goals and 44 assists. Tallied single-game highs of seven goals against Wesley (4/11/12), three assists five times, last against Hood (4/7/12), five groundballs against Roanoke (2/25/12), and three caused turnovers against St. Mary's (4/16/09).

### PERSONAL:

Son of Steve and Lisa Krum. Has an older brother, Austin. Currently is the head of Santa Monica Dragons Youth Lacrosse Club. Majored in social work with a minor in exercise science.

### College Lacrosse Career Statistics

YEAR	TEAM	GP	G	A	PTS	PIM	PPG	PPA	SHG	SHA	GWG	GB	TO	CTO	S	%	SOG	FO
2008	SU	15	10	2	12	0	0	0	0	0	6	7	1	16	.625	14	0-0	
2009	SU	20	19	3	22	0	0	0	0	1	13	15	9	32	.594	30	0-0	
2011	SU	22	52	16	68	0	0	0	0	5	28	28	4	118	.441	80	0-0	
2012	SU	23	67	23	90	0	0	0	0	4	38	26	8	138	.486	91	0-0	
<b>TOTALS</b>		<b>80</b>	<b>148</b>	<b>44</b>	<b>192</b>	<b>0</b>	<b>0</b>	<b>0</b>	<b>0</b>	<b>10</b>	<b>85</b>	<b>76</b>	<b>22</b>	<b>304</b>	<b>.487</b>	<b>215</b>	<b>0-0</b>	



# OHIO MACHINE PLAYERS



## #77 - Chris Lightner

**Position:** Defense

**Height:** 6'2"

**Weight:** 205 lbs.

**Years Pro:** 1

**College:** Johns Hopkins University

**High School:** Calvert Hall (MD)

**Birthdate:** April 1, 1991

**Acquired:** Claimed from player pool  
August 2013

### 2013 MLL SEASON:

Did not see action for Ohio.

### COLLEGE:

Played four years at John Hopkins University. 2013 USILA All-America Honorable Mention. Helped lead Hopkins to a 41-20 record in his four year career. Led the team to three NCAA Tournaments and two appearances in the NCAA Quarterfinals. Played in 60 career games. Made 41 starts in his collegiate career.

### PERSONAL:

Son of Lee Lightner, Laurie Bracken and step-father Colt Bracken. Great grandfather, Milard Lang, played lacrosse and soccer at Johns Hopkins and was inducted into both the National Lacrosse Hall of Fame and the National Soccer Hall of Fame. Economics major with a minor in entrepreneurship and management.

### Major League Lacrosse Career Statistics

YEAR	TEAM	GP	G	A	PTS	PIM	PPG	PPA	SHG	SHA	GWG	GB	TO	CTO	S	S%	SOG	FO
2013	Ohio	0	0	0	0	0	0	0	0	0	0	0	0	0	0	.000	0	0-0
<b>TOTALS</b>		<b>0</b>	<b>0</b>	<b>0</b>	<b>0</b>	<b>0</b>	<b>0</b>	<b>0</b>	<b>0</b>	<b>0</b>	<b>0</b>	<b>0</b>	<b>0</b>	<b>0</b>	<b>0</b>	<b>.000</b>	<b>0</b>	<b>0-0</b>



## OHIO MACHINE PLAYERS



### #4 - Kevin Mack

**Position:** Midfield

**Height:** 5'10"

**Weight:** 175 lbs.

**Years Pro:** 1

**College:** Ohio State University

**High School:** Worthington Kilbourne (OH)

**Birthdate:** September 21, 1990

**Acquired:** 2014 MLL Supplemental Draft  
73rd Overall

#### 2013 MLL SEASON:

Played in three games. Collected two groundballs against Rochester (6/2). Tallied two groundballs against Charlotte (6/8). Tallied one groundball against Rochester (6/15).

#### COLLEGE:

Played for Ohio State for the 2010-2013 seasons. Finished college with four goals and four assists for eight points and tallied 75 groundballs. Was also an Ohio State Scholar-Athlete honoree after being named a three-time Ohio State Scholar Athlete, an Academic All-Big Ten choice and Academic All-ECAC Selection. Played in the 2013 NCAA Quarterfinals with the Buckeyes and tallied one groundball.

#### PERSONAL:

Son of Dawn and Tim Mack. Has an older brother, Danny, who played lacrosse at Gordon College in Boston, and a younger brother, Johnny. Uncle, Tom Boerwinkle, played basketball for the Chicago Bulls. Favorite parts of lacrosse are the high intensity and the physical component of the game. Would like superhero ability to fly, as flying has always been his dream.

#### Major League Lacrosse Career Statistics

YEAR	TEAM	GP	G	2ptG	A	PTS	PIM	PPG	PPA	SHG	SHA	GWG	GB	TO	CTO	S	%	SOG	FO
2013	Ohio	3	0	0	0	0	0	0	0	0	0	0	5	0	0	0	.000	0	0-0
<b>TOTALS</b>		<b>3</b>	<b>0</b>	<b>0</b>	<b>0</b>	<b>0</b>	<b>0</b>	<b>0</b>	<b>0</b>	<b>0</b>	<b>0</b>	<b>0</b>	<b>5</b>	<b>0</b>	<b>0</b>	<b>0</b>	<b>.000</b>	<b>0</b>	<b>0-0</b>



## OHIO MACHINE PLAYERS



### #88 - Connor Martin

**Position:** Midfield

**Height:** 6'1"

**Weight:** 180 lbs.

**Years Pro:** 4

**College:** Chapman University

**High School:** Lakeridge High School (OR)

**Birthdate:** July 14, 1988

**Acquired:** 2012 MLL Expansion Draft  
3rd Overall

#### 2013 MLL SEASON:

Played in four games. Missed a majority of the season due to injury. Played against Chesapeake (5/11). Scored three goals and tallied two assists against Rochester (6/15). Scored one goal against Denver (6/22). Played against Charlotte (7/27).

#### 2012 MLL SEASON:

Played in 14 games. Finished the season tied for second on the team with 32 points. Set a career-high with 32 points and 23 goals. Had one assist against Chesapeake (5/5). Scored three goals and added two assists against Charlotte (5/12). Tallied two goals and an assist against Rochester (5/19). Scored four goals against Long Island (6/1). Had one goal against Denver (6/9). Scored one goal against Long Island (6/16). Scored one goal and had one assist against Charlotte (6/23). Scored one goal against Denver (7/4). Was held scoreless for the only time all season against Hamilton (7/13). Scored two goals against Hamilton (7/14). Scored a 2-point goal against Chesapeake (7/21). Scored three goals, one of which was a 2-point goal, and had one assist against Rochester (7/28). Scored two goals against Boston (8/4). Had two goals and an assist against Boston (8/11).

#### 2011 MLL SEASON:

Played in five games for Denver. Scored three goals against Boston (5/21). Had two assists against Long Island (6/3). Scored five goals against Long Island (6/25). Tallied one goal

against Boston (7/3). Scored one goal and added one assist against Rochester (7/16).

#### 2010 MLL SEASON:

Played in two games for Denver. Scored three goals against Chicago (7/24). Had two groundballs against Chicago (8/7).

#### COLLEGE:

Finished college career at Chapman University in California with 168 goals and 86 assists, totaling 254 points in 63 games. Earned several honors including First Team All-American as a junior and senior, and was also named MCLA Player of the Year junior year. Assisted team in back-to-back MCLA Championship appearances. After Chapman, was the only field player from a MCLA school to be drafted and see playing time in MLL.

#### PERSONAL:

Born in Lake Oswego, Oregon. Lead singer of Con Bro Chill.

#### Major League Lacrosse Career Statistics

YEAR	TEAM	GP	G	2ptG	A	PTS	PIM	PPG	PPA	SHG	SHA	GWG	GB	TO	CTO	S	%	SOG	FO
2010	Den	2	3	0	1	4	0	0	0	0	0	0	3	0	0	11	.273	6	0-0
2011	Den	5	10	0	3	13	.5	1	0	0	0	1	5	0	0	21	.476	14	0-0
2012	Ohio	14	23	2	7	32	1	1	1	0	0	0	9	0	0	70	.329	53	0-0
2013	Ohio	4	4	0	2	6	0	0	0	0	0	0	0	0	0	14	.286	10	0-0
<b>TOTALS</b>		<b>25</b>	<b>40</b>	<b>2</b>	<b>13</b>	<b>55</b>	<b>1.5</b>	<b>2</b>	<b>1</b>	<b>0</b>	<b>0</b>	<b>1</b>	<b>17</b>	<b>0</b>	<b>0</b>	<b>116</b>	<b>.000</b>	<b>83</b>	<b>0-0</b>



# OHIO MACHINE PLAYERS



## #46 - Kiel Matisz

**Position:** Midfield

**Height:** 6'5"

**Weight:** 215 lbs.

**Years Pro:** 2

**College:** Robert Morris University

**High School:** Saltfleet (CAN)

**Birthdate:** June 8, 1989

**Acquired:** Claimed off Hamilton Practice Squad  
June 2012

### 2013 MLL SEASON:

Played in 10 games. Finished third on the team with 14 goals and fifth in points, 18. Had points in nine of 10 games. Scored one goal against New York (5/18). Had one goal against Hamilton (5/23). Tallied two goals against Rochester (6/2). Had five shots against Charlotte (6/8). Scored one goal against Boston (6/29). Had one goal and three assists against Chesapeake (7/6). Had one assist against Hamilton (7/20). Scored two goals against Charlotte (7/27). Scored three goals against Boston (8/3) and three goals against New York (8/10).

### 2012 MLL SEASON:

Played in three games for Hamilton and seven games for Ohio. Had two shots against Boston (5/12). Scored one goal against Chesapeake (5/18). Had one shot against Rochester (6/9). Claimed by the Machine off Hamilton's practice squad. Scored two goals for Ohio against Charlotte (6/23). Scored three goals against Denver (7/4). Had a goal against Hamilton (7/13). Tallied an assist against Hamilton (7/14). Had one shot on goal against Chesapeake (7/21). Scored two goals against Rochester (7/28). Had two shots against Boston (8/4).

### COLLEGE:

Played at Robert Morris University from 2009-2012. Finished his collegiate career as the school's second all-time point leader (166) and fourth all-time goals leader (94). Named 2012 NEC Player of the Year and Offensive Player of the Year. 2012 Tewaaron Award Nominee. Three-time All-NEC First Team selection and was named to the Colonial Athletic Association All-Rookie Team. Did not miss a game his entire collegiate career.

### PERSONAL:

Son of Jon and Jackie Matisz. Majored in business administration. Played for team Canada in the 2008 U-19 games.

### Major League Lacrosse Career Statistics

YEAR	TEAM	GP	G	2ptG	A	PTS	PIM	PPG	PPA	SHG	SHA	GWG	GB	TO	CTO	S	%	SOG	FO
2012	Ham	3	1	0	0	1	0	0	0	0	0	0	0	0	0	7	.143	4	0-0
2012	Ohio	7	8	0	1	9	1	3	0	0	0	2	0	0	0	25	.320	14	0-0
2013	Ohio	10	14	0	4	18	1.5	4	1	0	0	6	0	0	0	36	.389	24	0-0
<b>TOTALS</b>		<b>20</b>	<b>23</b>	<b>0</b>	<b>5</b>	<b>28</b>	<b>2.5</b>	<b>7</b>	<b>1</b>	<b>0</b>	<b>0</b>	<b>8</b>	<b>0</b>	<b>0</b>	<b>0</b>	<b>68</b>	<b>.000</b>	<b>42</b>	<b>0-0</b>



# OHIO MACHINE PLAYERS



## #33 - Bill McGlone

**Position:** Midfield

**Height:** 6'2"

**Weight:** 210 lbs.

**Years Pro:** 8

**College:** University of Maryland

**High School:** Ridley High School (PA)

**Birthdate:** April 24, 1984

**Acquired:** 2014 MLL Supplemental Draft  
1st overall

### 2013 MLL SEASON:

Did not see any action for Boston in 2013.

### 2012 MLL SEASON:

Played in seven games for Boston. Tallied six goals and an assist for seven points. Scored one goal against Charlotte (5/5). Had one goal against Hamilton (5/12). Scored two goals against Denver (5/19). Tallied one goal against Rochester (6/1). Had two shots against Long Island (6/9). Scored one goal against Charlotte (6/16). Had one assist against Chesapeake (6/23).

### 2011 MLL SEASON:

Played in seven games for Denver. Finished tied for fourth on the team with 17 points. Had two assists against Hamilton (5/14). Scored two goals and added an assist against Long Island (6/3). Had one goal and one assist against Chesapeake (6/11). Scored a goal and had two assists against Hamilton (6/18). Had one goal and one assist against Long Island (6/25). Scored three goals and had one assist against Boston (7/3). Scored a goal against Rochester (7/16).

### 2010 MLL SEASON:

Played in 10 games for Chicago. Finished fifth on the team with 22 points. Scored two goals against Toronto (5/16). Had four goals and one assist against Boston (5/22). Scored two goals and added an assist against Chesapeake (5/30). Scored three goals and had an assist against Long Island (6/12). Had one assist against Denver (6/25). Had three shots against Long Island (7/3). Scored a goal against Long Island (7/10). Scored three goals and added one assist against Denver (7/24). Had three shots against Chesapeake (7/31). Scored one goal against Denver (8/7).

### 2009 MLL SEASON:

Played in 10 games for Chicago. Finished fourth on the team with 17 points. Had two shots against Toronto (5/22). Scored two goals against Boston (5/30). Had two shots on goal against

Denver (6/7). Scored a goal against Boston (6/13). Had one goal against Washington (6/27). Had an assist against Toronto (7/4). Tallied an assist against Boston (7/18). Scored a goal against Washington (7/25). Had four goals and one assist against Washington (8/1). Tallied four goals against Long Island (8/8).

### 2008 MLL SEASON:

Played in six games for Washington and seven games for San Francisco. Scored a goal against the Barrage (5/18). Scored two goals against Denver (5/24). Scored two goals against Chicago (6/1). Had two goals against Rochester (6/7). Scored one goal and had an assist against Long Island (6/14). Tallied two goals against Boston (6/19). Traded to San Francisco (6/25). Scored two goals and added an assist against Boston (6/28). Had one goal and one assist against Denver (7/4). Scored three goals and added an assist against Chicago (7/12). Scored two goals against Denver (7/19). Tallied two goals and added four assists against Long Island (7/26). Scored two goals against Los Angeles (8/2). Had three goals and an assist against Los Angeles (8/9).

### 2007 MLL SEASON:

Played in 12 games for Washington. Scored two goals against Boston (5/12). Had three shots on goal against New Jersey (5/18). Had one assist against Rochester (5/26). Scored two goals, including a 2-point goal, against New Jersey (6/2). Had one goal against Long Island (6/9). Scored a goal against Boston (6/15). Tallied one goal against Long Island (6/23). Had one goal against Rochester (6/30). Scored two goals against San Francisco (7/14). Had one goal against Los Ange-

les (7/21). Scored two goals and added an assist against Philadelphia (8/4). Had six shots on goal against Philadelphia (8/11).

### 2006 MLL SEASON:

Played in 10 games for Washington. Finished fifth on the team with 22 points. Scored a goal against Denver (6/3). Had one goal against New Jersey (6/11). Scored two goals and added an assist against Rochester (6/16). Had two shots against Long Island (6/23). Scored a goal against Rochester (7/1). Scored five goals and had an assist against Boston (7/8). Scored two goals against New Jersey (7/22). Tallied two goals against Philadelphia (7/27). Scored three goals against Boston (8/5). Scored two goals against Philadelphia (8/12).

### COLLEGE:

Played at the University of Maryland from 2002-2006. Named a 2006 USILA First Team All-American and the only repeat first team selection from the 2005 team. Led the team to the NCAA Semifinals his senior year. Named to the 2006 All-ACC and All-ACC Tournament teams. Named a 2005 USILA First Team All-American and led the team to the NCAA Semifinals. Earned USILA Third Team All-America honors following the 2004 season after finishing second on the team in points and goals.

### PERSONAL:

Son of Patricia and William McGlone. Majored in criminology at Maryland. Played for the United States at the 2003 U-19 International Lacrosse Federation Championships.

### Major League Lacrosse Career Statistics

YEAR	TEAM	GP	G	2ptG	A	PTS	PIM	PPG	PPA	SHG	SHA	GWG	GB	TO	CTO	S	%	SOG	FO
2006	BALT	10	19	1	2	22	.5	0	0	0	0	0	18	0	0	57	.333	35	0-0
2007	WASH	12	13	1	2	16	0	0	0	0	0	0	29	0	0	54	.241	36	0-0
2008	SF	7	15	1	8	24	1.5	0	0	0	0	1	16	0	0	46	.326	29	0-0
2008	WASH	6	10	0	1	11	.5	3	0	0	0	0	10	0	0	34	.294	25	3-9
2009	CHI	10	13	1	3	17	1.5	3	0	0	0	0	3	0	0	45	.289	28	0-0
2010	CHI	10	16	1	5	22	0	1	1	0	0	0	10	0	0	52	.308	33	0-0
2011	DEN	7	9	0	8	17	0	0	2	0	0	0	3	0	0	38	.237	23	0-0
2012	BOS	7	6	0	1	7	.5	0	0	0	0	0	3	0	0	23	.261	15	0-0
2013	BOS	0	0	0	0	0	0	0	0	0	0	0	0	0	0	0	.00	0	0-0
<b>TOTALS</b>		<b>69</b>	<b>101</b>	<b>5</b>	<b>30</b>	<b>136</b>	<b>4.5</b>	<b>7</b>	<b>3</b>	<b>0</b>	<b>1</b>	<b>92</b>	<b>0</b>	<b>0</b>	<b>349</b>	<b>349</b>	<b>.000</b>	<b>224</b>	<b>3-9</b>



# OHIO MACHINE PLAYERS



## #7 - Ryan Nizolek

**Position:** Defense

**Height:** 6'2"

**Weight:** 217 lbs.

**Years Pro:** 3

**College:** University of Virginia

**High School:** Daniel Hand (CT)

**Birthdate:** January 25, 1988

**Acquired:** 2014 MLL Supplemental Draft  
17th overall

### 2013 MLL SEASON:

Played five games for Boston. Played against New York (4/28), Hamilton (5/4) and Denver (5/11). Had three penalty minutes against Chesapeake (5/18). Recorded a groundball against Rochester (6/7).

### 2012 MLL SEASON:

Played in two games for Boston. Recovered 1 groundball against Hamilton (5/12). Played against Long Island (7/14).

### 2011 MLL SEASON:

Played in five games for Boston. Played against Long Island (5/14). Scooped up three groundballs against Denver (5/21). Played against Long Island (6/11). Had a 30 second penalty against Hamilton (8/6). Picked up two groundballs against Rochester (8/13).

### COLLEGE:

Played for the University of Virginia from 2008-2011. Named an All-American Honorable Mention in 2011. Played in three straight final fours for Virginia.

### PERSONAL:

Son of Kerry and Scott Nizolek. His father was a wide receiver at Boston College for Doug Flutie.

### Major League Lacrosse Career Statistics

YEAR	TEAM	GP	G	2ptG	A	PTS	PIM	PPG	PPA	SHG	SHA	GWG	GB	TO	CTO	S	S%	SOG	FO
2011	Bos	5	0	0	0	0	.5	0	0	0	0	0	5	0	0	0	.000	0	0-0
2012	Bos	2	0	0	0	0	0	0	0	0	0	0	1	0	0	0	.000	0	0-0
2013	Bos	5	0	0	0	0	4	0	0	0	0	0	1	0	0	0	.000	0	0-0
<b>TOTALS</b>		<b>12</b>	<b>0</b>	<b>0</b>	<b>0</b>	<b>0</b>	<b>4.5</b>	<b>0</b>	<b>0</b>	<b>0</b>	<b>0</b>	<b>0</b>	<b>7</b>	<b>0</b>	<b>0</b>	<b>0</b>	<b>.000</b>	<b>0</b>	<b>0-0</b>



# OHIO MACHINE PLAYERS



## #10 - Eric O'Brien

**Position:** Midfield

**Height:** 6'3"

**Weight:** 220 lbs.

**Years Pro:** 3

**College:** The Ohio State University

**High School:** St. Charles Prep (OH)

**Birthdate:** December 27, 1984

**Acquired:** 2012 MLL Supplemental Draft  
121st Overall

### 2013 MLL SEASON:

Tallied two goals, three groundballs and went 3-8 in face-offs against Denver (5/4). Collected four groundballs and went 8-21 in face-offs against Chesapeake (5/11). Scored one goal and tallied three groundballs and went 8-16 in face-offs against New York (5/18). Went 11-25 in face-offs as well as tallying four groundballs against Hamilton (5/23). Tallied five groundballs and went 9-15 in face-offs against Rochester (6/2)

as well as tallying seven groundballs and going 11-23 in face-offs against Charlotte (6/8). Tallied seven groundballs and went 14-27 in face-offs against Rochester (6/15). Tallied six groundballs and went 8-24 in face-offs against Denver (6/22). Tallied five groundballs and went 9-23 in face-offs against Boston (6/29) followed by tallying two groundballs and going 10-25 in face-offs against Chesapeake (6/7). Scored one goal and tallied four groundballs, as well as going 14-28 in face-offs against Hamilton (7/20). Tallied four groundballs against Charlotte (7/27) and went 11-25 in face-offs. Scored two goals, tallied five groundballs and went 7-26 in face-offs against Boston (8/3). Scored one goal and tallied three groundballs against New York (8/10).

### 2012 MLL SEASON:

Played in 11 games for the Machine in 2012. Won five of 10 face-offs against Long Island (6/1). Won five of nine more face-offs, setting his career high for face-off wins in a season against Denver (6/9). Won 16 out of 30 face-offs against the Long Island (6/16). Won 11 more face-offs against Charlotte (6/23) and scooped up a career high six groundballs. Became the league leader in face-off percentage with an 11-15 performance against Denver (7/4), also recording one assist. Recorded one goal against Hamilton

(7/13), and won 17 face-offs against Hamilton (7/14). Boasted a .631 face-off percentage against Chesapeake (7/21) and collected two groundballs. Won his 85th face-off of the year against Rochester (7/28) for the first time in 2012. Recorded one assist against the Boston (8/4). Scored one goal against Boston (8/11).

### 2007 MLL SEASON:

Played only one game for San Francisco and tallied two ground balls against Los Angeles (6/16).

### COLLEGE:

Played four seasons for Ohio State University from 2004-2007 where he was named two-time GWLL Player of the Week, 2007 Top Ten NCAA Finalist for face-off wins 2007 Ohio State Most Improved Player, 2005 and 2007 OSU Ground Ball Award and 2007 Academic All-Big Ten. Joined MLL in 2007 where he played for San Francisco.

### PERSONAL:

Eric graduated from The Ohio State University with a degree in finance/family financial planning. Eric runs and owns Mosaic Employee Benefits, LLC in relation to Health Reform. He is also affiliated with Lincoln Financial Advisors. Eric is available for individual a group lessons year round.

### Major League Lacrosse Career Statistics

YEAR	TEAM	GP	G	2ptG	A	PTS	PIM	PPG	PPA	SHG	SHA	GWG	GB	TO	CTO	S	%	SOG	FO
2007	SF	1	0	0	0	0	0	0	0	0	0	0	2	0	0	0	0	0	0
2012	Ohio	11	3	0	2	5	2	0	0	0	0	0	35	0	0	17	.176	10	107-244
2013	Ohio	14	7	0	0	7	2	0	0	1	0	0	62	0	0	21	.333	11	129-311
<b>TOTALS</b>		<b>25</b>	<b>10</b>	<b>0</b>	<b>2</b>	<b>12</b>	<b>4</b>	<b>0</b>	<b>0</b>	<b>1</b>	<b>0</b>	<b>0</b>	<b>97</b>	<b>0</b>	<b>0</b>	<b>38</b>	<b>.000</b>	<b>21</b>	<b>236-555</b>





# OHIO MACHINE PLAYERS



## #30 - Brian Phipps

**Position:** Goalie

**Height:** 5'9"

**Weight:** 185 lbs.

**Years Pro:** 3

**College:** University of Maryland

**High School:** Severn School (MD)

**Birthdate:** November 26, 1987

**Acquired:** 2012 MLL Expansion Draft  
17th Overall

### 2013 MLL SEASON:

Played in nine games. Led the team in minutes played (480:51), saves (109) and save percentage (.524). Recorded 15 saves from 24 shots on goal and picked up one ground ball against Rochester (6/2). Had 14 saves from 26 shots on goal and picked up three groundballs against Charlotte (6/8). Tallied 13 saves on 23 shots on goal against Rochester (6/15). Made 14 saves on 32 shots on goal and tallied one ground ball against Denver (6/22). Recorded nine saves from 22 shots on goal against Boston (6/29). Had 17 saves from 30 shots on goal, as well as picking up one groundball against Chesapeake (7/6). Recorded 14 saves on 27 shots on goal against Hamilton (7/20). Had 13 saves on 24 shots on goal and tallied four groundballs in 59:33 minutes of play against Charlotte (7/27). Played 1:18 minutes against New York (8/10).

### 2012 MLL SEASON:

Played in six games. First on the team with a .513 save percentage. Played 30 minutes and made 4 saves from 11 shots and picked up one ground ball against Charlotte (5/12). Tallied 10 saves on 25 shots on goal and picked up one ground ball against Denver (6/9). Tallied 11 saves on 26 shots on goal and picked up three ground balls against Charlotte (6/23). Made 18 saves on 30 shots on goal and earned Bud Light Player of the Game honors against Hamilton (7/13). Recorded 19 saves on 36 shots on goal and picked up a ground ball against Boston (8/4).

### 2011 MLL SEASON:

Played in 10 games for Chesapeake. Led the team in minutes played (437:10), wins (4) and saves (117). Was named a 2011 MLL All-Star. Played 30 minutes tallied six saves from 11 shots on goal against Hamilton (5/19). Recorded 13 saves on 21 shots in 30 minutes of play and picked up one ground ball against Boston (6/4). Played 30 minutes and made six saves on 14 shots on goal against Long Island (6/16). Made 16 saves on 33 shots faced and picked up

four ground balls against Boston (6/25). Made a career-high 21 saves on 32 shots on goal and totaled five ground balls against Rochester (7/2), earning MVP honors. Recorded 14 saves on 25 shots on goal and picked up two ground balls in 62:10 minutes against Hamilton (7/16). Made 12 saves on 27 shots on goal against Long Island (7/23). Tallied five saves on 15 shots in and picked up two ground balls in 30 minutes of action against Hamilton (7/30). Played 15 minutes, making five saves on eight shots and picked up one ground ball against Rochester (8/6). Tallied 19 saves on 34 shots on goal and picked up four ground balls against Denver (8/13).

### COLLEGE:

Played at the University of Maryland from 2007 to 2010. Finished his collegiate career with 446 saves and a 58.3 save percentage on top of picking up 119 ground balls on his way to a 31-11 record. Team captain in 2010 when he was named All-ACC. Named a preseason Third Team All-American in 2009 and preseason honorable mention All-American in 2008 and 2010. Named to the All-ACC Academic Team in 2007 and 2008. Named the ACC Freshman of the Year in 2007. Helped Maryland to the NCAA Quarterfinals

three straight years from 2008 to 2010. Started 14 games and recorded a team-high 131 saves on top of 32 ground balls as a senior. Tallied a career-high 17 saves against Penn (4/19/08) as a sophomore.

### PERSONAL:

Born in Annapolis, Md., to Wilson and Betty Phipps. His father was part of Maryland's 1975 NCAA Championship team. His grandfather, Louis, also played for Maryland and was named an All-American in 1949. His mother played lacrosse as well as field hockey at Roanoke. Older brother, Michael, also played lacrosse at Maryland. Graduated with a degree in history before becoming Maryland's first-ever full-time Director of Lacrosse Operations.

### Major League Lacrosse Career Statistics

YEAR	TEAM	GP	MIN	W	L	SO	GA	2ptGA	GAA	SV	SV%
2011	Ches	10	437:10	4	6	0	103	1	14.14	117	.532
2012	Ohio	6	330:00	1	5	0	75	9	13.64	79	.513
2013	Ohio	9	480:51	1	7	0	99	3	12.35	109	.524
<b>TOTALS</b>		<b>25</b>	<b>1247</b>	<b>6</b>	<b>18</b>	<b>0</b>	<b>277</b>	<b>13</b>	<b>13.33</b>	<b>305</b>	<b>.524</b>



# OHIO MACHINE PLAYERS



## #42 - Scott Rodgers

**Position:** Goalie

**Height:** 6'4"

**Weight:** 250 lbs.

**Years Pro:** 4

**College:** University of Notre Dame

**High School:** MacArthur High School (NY)

**Birthdate:** February 17, 1987

**Acquired:** Trade with Nationals  
March 2013

### 2013 MLL SEASON:

Played in 5 games. Tallied 10 saves from 24 shots on goal against Chesapeake (5/11). Recorded 11 saves on 26 shots on goal and picked up one ground ball in 56:47 minutes against Hamilton (5/23). Played 27 seconds and faced one shot against Charlotte (7/27). Recorded a career-high 22 saves on 33 shots on goal and picked up five ground balls against Boston (8/3).

### 2012 MLL SEASON:

Played in nine games for Hamilton. Tallied seven saves on 17 shots on goal in 30 minutes against Denver (5/5). Recorded seven saves and faced 15 shots against Boston (5/12). Played 14:23 minutes and faced five shots against Chesapeake (5/18). Played 2:05 minutes and tallied two saves on four shots on goal against Charlotte (6/2). Recorded three saves on nine shots on goal in 30 minutes of action against Boston (7/7). Recorded three saves on 11 shots on goal in 30 minutes (7/13) and 17 saves from 27 shots on goal and picked up six ground balls (7/14) in back-to-back games against Ohio. Made four saves on 12 shots on goal and picked up one ground ball in 30 minutes against Long Island (7/21). Recorded eight saves on 27 shots on goal against Denver (7/28).

### 2011 MLL SEASON:

Played in nine games for Hamilton. First on the team in minutes played (439:36), wins (five) and saves (106). Led the team to the MLL Championship finals. Tallied nine saves on 26 shots on goal and picked up one ground ball against Denver (5/14). Made five stops from 14 shots on goal in 26:15 minutes against Chesapeake (5/19). Played 67:10 minutes and had 17 saves on 29 shots on goal and picked up a ground ball against Rochester (6/25). Recorded 15 saves on 24 shots on goal against Long Island (7/1). Had 19 saves on 30 shots on goal and picked up two ground balls in 62:10 minutes of action against Chesapeake (7/16). Made a season-high 20 saves on 31 shots on goal and picked up two ground balls

against Boston (7/23). Played 57:53 minutes and had 13 saves on 19 shots on goal, as well as picking up three ground balls against Chesapeake (7/30). Recorded one save and faced six shots in 16:08 minutes of play against Boston (8/6). Had seven saves from 11 shots on goal in 30 minutes against Long Island (8/13).

### 2010 MLL SEASON:

Played in eight games for Toronto after being drafted seventh overall. Ranked second in MLL with a .571 save percentage. Tallied 19 saves on 25 shots on goal in 45 minutes against Chesapeake (6/12). Had five saves on 11 shots on goal in 30 minutes against Long Island (6/19). Had 11 saves from 17 shots on goal in 30 minutes of action against Chesapeake (6/24). Made one save on eight shots on goal and picked up three ground balls in 24 minutes against Boston (7/1). Made five saves on 10 shots on goal in 30 minutes against Denver (7/10). Made 14 saves on 22 shots on goal and picked up one ground ball in 30 minutes of play against Boston (7/24). Played for 30 minutes and tallied eight saves on 15 shots on goal and picked up one ground ball against Long Island (7/31). Recorded 13 saves from 25 shots on goal against Long Island (8/7).

### COLLEGE:

Played for the University of Notre Dame from 2006 to 2010. Finished his collegiate career with a 24-6 record, a .642 save percentage and 69 ground balls. Led Notre Dame to the 2010 NCAA Championship title game on his way to being named Most Outstanding Player of the tournament. Named to the Tewaaron Trophy watch list as a senior. Named an honorable mention All-American in 2010 and a Third Team All-American in 2009. Named the Great Western Lacrosse League Player of the Year in 2009. Finished his senior season first nationally in save percentage (.605) and third in goals-against average (7.56).

### PERSONAL:

Born in Wantagh, N.Y., to Bridget and Scott Rodgers. Played lacrosse, football and basketball at MacArthur High School. Named a high-school lacrosse All-American as a junior and senior. Holds school record with 998 saves. Has one sister, Brianna. Majored in sociology.

### Major League Lacrosse Career Statistics

YEAR	TEAM	GP	MIN	W	L	SO	GA	2ptGA	GAA	SV	SV%
2010	Tor	8	279:00	0	1	0	57	3	12.26	76	.571
2011	Ham	9	439:36	5	2	0	84	3	11.46	106	.558
2012	Ham	9	286:28	1	2	0	76	8	15.92	51	.402
2013	Ohio	5	235:56	1	3	0	55	3	13.99	54	.495
<b>TOTALS</b>		<b>31</b>	<b>1239</b>	<b>7</b>	<b>8</b>	<b>0</b>	<b>272</b>	<b>17</b>	<b>13.17</b>	<b>287</b>	<b>.513</b>



## OHIO MACHINE PLAYERS



### #8 - Max Schmidt

**Position:** Defense

**Height:** 6'4"

**Weight:** 230 lbs.

**Years Pro:** 2

**College:** University of Maryland

**High School:** Upper Arlington (OH)

**Birthdate:** October 8, 1988

**Acquired:** 2012 MLL Expansion Draft  
23rd Overall

#### 2013 MLL SEASON:

Played in 13 games. Finished third on the team with 33 ground balls. Tallied his only point of the season with an assist against Denver (5/4). Picked up two ground balls against Chesapeake (5/11). Had four ground balls against New York (5/18). Picked up a career-high seven ground

balls against Hamilton (5/23). Had three ground balls and took two shots, one on goal, against Rochester (6/2). Had four ground balls against Charlotte (6/8). Picked up a ground ball and took one shot against Denver (6/22). Played against Boston (6/29). Picked up two ground balls against Chesapeake (7/6). Had one ground ball against Hamilton (7/20). Had one ground ball and one shot on goal against Charlotte (7/27). Picked up five groundballs against Boston (8/3). Picked up three ground balls against New York (8/10).

#### 2012 MLL SEASON:

Played in 12 games. Finished fourth on the team with 33 ground balls. Picked up two ground balls in his debut against Chesapeake (5/5). Tallied one ground ball against Rochester (5/19). Picked up one ground ball against Denver (6/9). Recorded his first career point with an assist, on top of picking up four ground balls against Long Island (6/16). Had two ground balls against Charlotte (6/23). Tallied an assist and two ground balls against Denver (7/4). Picked up five ground balls

and took one shot on goal against Hamilton (7/13). Tallied four ground balls against Hamilton (7/14). Played against Chesapeake (7/21). Picked up four ground balls against Rochester (7/28). Scored a 2-pt goal for his first career goal and picked up five ground balls against Boston (8/4). Had three ground balls against Boston (8/11).

#### COLLEGE:

Played at the University of Maryland from 2008 to 2011. Helped Maryland to the NCAA title game in 2011. Named a honorable mention All-American as a senior. Named a preseason Third Team All-American as a junior. Part of the All-ACC team as a sophomore. Named a preseason All-American in 2009.

#### PERSONAL:

Born in Upper Arlington, Ohio, to Andy and Katie Schmidt. Has an older brother, Brandon. Won a gold medal with the U.S. U-19 team at the 2008 IFL World Championships. Majored in communications.

#### Major League Lacrosse Career Statistics

YEAR	TEAM	GP	G	2ptG	A	PTS	PIM	PPG	PPA	SHG	SHA	GWG	GB	TO	CTO	S	%	SOG	FO
2012	Ohio	12	1	1	2	4	7	0	0	0	0	0	33	0	0	3	.333	2	0-0
2013	Ohio	13	0	0	1	1	3.5	0	0	0	0	0	33	0	0	4	.000	2	0-0
<b>TOTALS</b>		<b>25</b>	<b>1</b>	<b>1</b>	<b>3</b>	<b>5</b>	<b>10.5</b>	<b>0</b>	<b>0</b>	<b>0</b>	<b>0</b>	<b>0</b>	<b>66</b>	<b>0</b>	<b>0</b>	<b>7</b>	<b>.000</b>	<b>4</b>	<b>0-0</b>



# OHIO MACHINE PLAYERS



## #9 - Stefan Schroder

**Position:** Goalie

**Height:** 6'1"

**Weight:** 180 lbs.

**Years Pro:** 3

**College:** The Ohio State University

**High School:** East Syracuse - Minoa (NY)

**Birthdate:** February 17, 1986

**Acquired:** 2014 MLL Supplemental Draft  
49th Overall

### 2013 MLL SEASON:

Played in three games. Recorded 12 saves on 25 shots on goal and picked up one ground ball against Denver (5/4). Made seven saves on 21 shots on goal and tallied three ground balls against New York (5/18). Played 3:13 minutes against Hamilton (5/23).

### 2012 MLL SEASON:

Played in nine games. Finished the season first on the team in minutes played with 495 and saves with 99. Tallied nine saves on 23 shots on goal and picked up two ground balls in 45 minutes against Chesapeake (5/5). Had five saves on 14 shots on goal and picked up three ground balls in 30 minutes against Charlotte (5/12). Made a career-high 17 saves from 25 shots on goal and picked up two ground balls in his first career win against Rochester (5/19). Had 15 saves on 34 shots on goal, picked up two ground balls and took one shot against Long Island (6/1). Made nine saves from 24 shots on goal and tallied four ground balls against Long Island (6/16). Had 10 saves on 26 shots on goal and one ground ball against Denver (7/4). Had 11 saves on 25 shots on goal and three ground balls against Hamilton (7/14). Made 10 saves on 22 shots on goal and picked up one ground ball against Rochester (7/28). Had 13 saves on 30 shots on goal against Boston (8/11).

### 2011 MLL SEASON:

Played in one game for Rochester, logging 31:20 minutes and four saves on six shots on goal against Hamilton (6/25).

### COLLEGE:

Played at the Ohio State University from 2007-2008 and Onondaga Community College from 2005-2006. Scored a goal his senior year against Cornell that made ESPN's SportsCenter Top 10 plays of the day and was the CNN "Play of the Day." Named the team's co-defensive MVP, as well as garnering Second Team All-GWLL honors as a junior. Helped OCC to the 2006 National Championship. Named First Team All-MSAC and First Team All-American as a sophomore. Named Second Team All-MSAC and Second Team All-American as a freshman.

### PERSONAL:

Born in Kirkville, N.Y., to Bill and Patti Murray. Has an older brother, Erik. Received All-American honors in while at East Syracuse-Minoa High School. Was part of the U.S. Lacrosse National High School Senior Showcase and garnered MVP honors.

### Major League Lacrosse Career Statistics

YEAR	TEAM	GP	MIN	W	L	SO	GA	2ptGA	GAA	SV	SV%
2011	Roch	9	439:36	0	1	0	2	0	3.83	4	.667
2012	Ohio	9	286:28	1	7	0	124	11	15.03	99	.444
2013	Ohio	5	235:56	0	2	0	27	0	13.15	19	.413
<b>TOTALS</b>		<b>13</b>	<b>649</b>	<b>1</b>	<b>10</b>	<b>0</b>	<b>153</b>	<b>11</b>	<b>14.15</b>	<b>122</b>	<b>.444</b>



## OHIO MACHINE PLAYERS



### #20 - Logan Schuss

**Position:** Attack

**Height:** 6'0"

**Weight:** 210 lbs.

**Years Pro:** 1

**College:** The Ohio State University

**High School:** Delta Secondary (CAN)

**Birthdate:** January 23, 1991

**Acquired:** 2013 MLL Collegiate Draft  
11th Overall

#### 2013 MLL SEASON:

Played in 11 games. Finished his rookie campaign first on the team in goals (28), points (35) and shots on goal (57). Picked up one ground ball in his debut against Hamilton (5/23). Scored his first four career goals and tallied two ground balls against Rochester (6/2). Scored twice

against Charlotte (6/8). Tallied two goals against Rochester (6/15). Scored once and picked up two ground balls against Denver (6/22). Scored a career-high five goals and recorded his first career assist, as well as one ground ball against Boston (6/29). Scored three goals and had one assist and one ground ball against Chesapeake (7/6). Scored three goals, had one assist and picked up a career-high four ground balls against Hamilton (7/20). Tallied three goals and an assist against Charlotte (7/27). Had four goals and a career-high two assists with one ground ball against Boston (8/3). Scored a goal and added one assist and one ground ball against New York (8/10).

#### COLLEGE:

Played for the Ohio State University from 2010 to 2013. Finished his collegiate career first in school history in points (237), goals (146) and shots on goal (320). Co-captain as a senior. Scored 44 goals to go along with 28 assists in 2013. Started every game over his four years at OSU and led the team in scoring each season. Three-time member of the All-ECAC first team. Second Team USILA All-American in 2013. Named a Third Team USILA All-American as a junior. Named the ECAC Rookie of the Year in 2010. Three-time

OSU Scholar-Athlete and two-time Academic All-Big Ten honoree. Led the Buckeyes to the ECAC championship and the quarterfinals of the 2013 NCAA tournament.

#### PERSONAL:

Born in Ladner, British Columbia, to Laura and Ed Schuss. Has one older brother, Carlton, who also plays lacrosse. Played for the Senior Men's Ladner Team, which won the British Columbia and Canadian National championships in 2008, was the MVP of both tournaments. Majored in physical education.

#### Major League Lacrosse Career Statistics

YEAR	TEAM	GP	G	2ptG	A	PTS	PIM	PPG	PPA	SHG	SHA	GWG	GB	TO	CTO	S	%	SOG	FO
2013	Ohio	11	28	0	7	35	1	5	5	0	0	0	13	0	0	88	.318	57	0-0
<b>TOTALS</b>		<b>11</b>	<b>28</b>	<b>0</b>	<b>7</b>	<b>35</b>	<b>1</b>	<b>5</b>	<b>5</b>	<b>0</b>	<b>0</b>	<b>0</b>	<b>13</b>	<b>0</b>	<b>0</b>	<b>88</b>	<b>.000</b>	<b>57</b>	<b>0-0</b>



# OHIO MACHINE PLAYERS



## #48 - Matt Silvia

**Position:** Defense

**Height:** 6'1"

**Weight:** 195 lbs.

**Years Pro:** 2

**College:** Bellarmine University

**High School:** Olentangy High School (OH)

**Birthdate:** August 19, 1989

**Acquired:** Claimed Via Player Pool  
2013

### 2013 MLL SEASON:

Did not make an appearance.

### 2012 MLL SEASON:

Did not play.

### COLLEGE

Played at Bellarmine University from 2009 to 2012. Started all 12 games during his senior season. Tallied 18 ground balls and forced nine turnovers in his final season. Picked up 15 ground balls as a junior.

### PERSONAL:

Born in Westerville, Ohio, to David and Joyce Silvia. Was a three-time All-Ohio and All-Region selection in high school. Majored in Business Administration.

### Major League Lacrosse Career Statistics

YEAR	TEAM	GP	G	2ptG	A	PTS	PIM	PPG	PPA	SHG	SHA	GWG	GB	TO	CTO	S	S%	SOG	FO
2012	Ohio	0	0	0	0	0	0	0	0	0	0	0	0	0	0	0	.000	0	0-0
2013	Ohio	0	0	0	0	0	0	0	0	0	0	0	0	0	0	0	.000	0	0-0
<b>TOTALS</b>		<b>0</b>	<b>0</b>	<b>0</b>	<b>0</b>	<b>0</b>	<b>0</b>	<b>0</b>	<b>0</b>	<b>0</b>	<b>0</b>	<b>0</b>	<b>0</b>	<b>0</b>	<b>0</b>	<b>0</b>	<b>.000</b>	<b>0</b>	<b>0-0</b>



# OHIO MACHINE PLAYERS



## #6 - Steele Stanwick

**Position:** Attack

**Height:** 5'10"

**Weight:** 190 lbs.

**Years Pro:** 2

**College:** University of Virginia

**High School:** Layola Blakefield (MD)

**Birthdate:** September 12, 1989

**Acquired:** 2012 MLL Collegiate Draft  
2nd Overall

### 2013 MLL SEASON:

Tied for third in the MLL with 20 assists. Team-high 20 assists. Second on the team in points, 32. Forth on the team in goals, 12. Played in 14 games. Led Machine in assists in seven games and points in three games. Scored five points in a game twice. Scored his first goal of the season against Denver (5/4) in the season opener.

Tallied three assists and one groundball against Chesapeake (5/11). Scored one goal and added one groundball against New York (5/18) and scored two goals and tallied three assists against Hamilton (5/23). Scored one goal and collected one groundball against Rochester (6/2) and one goal, two assists and one groundball against Charlotte (6/8). Tallied three assists against Rochester (6/15). Scored one goal and added four assists against Boston (6/29) and scored one goal, and tallied one assist and one groundball against Chesapeake (6/7). Scored one goal, tallied two assists and one groundball against Hamilton (7/20) and tallied two assists against Charlotte (7/27). Scored one goal, tallied one assist and one groundball against Boston (8/3). Scored two goals and tallied a groundball against New York (8/10).

### 2012 MLL SEASON:

Led all rookies, and racked seventh in the MLL, with 17 assists. Team-high 17 assists. Forth on the team in points, 28, and goals, 11. Played in nine games. Led Machine in goals in two games, assists in five games and points in four games. Played in nine games in 2012, making his MLL debut against Long Island (6/16) and recording the first three points, two goals and an assists, of his career. Against Charlotte (6/23), scored a goal and added four assists. Set career-high for

points in a game with six against Denver (7/4) by scoring a goal and adding five assists. In a weekend series against Hamilton, scored a combined four goals. Recorded an assist against Chesapeake (7/21). Against Rochester (7/28), tallied three assists, including a shorthanded assist. At Boston (8/4), tallied one goal and two assists. Extended his point streak to nine games with a goal against Boston (8/11).

### COLLEGE:

Finished his college career at Virginia as the Cavaliers all-time leading scorer with 269 points. 2011 Tewaaraton Award winner. Led Virginia to the 2010 ACC Tournament title, the 2011 NCAA Championship and a 56-14 (.800) record in his career. Earned ACC Rookie of the Year honors in 2009 and went on to earn ACC Player of the Year and ACC Offensive Player of the Year honors as a junior and senior, respectively. A three-time All-ACC selection and USILA All-American, he scored 126 goals while adding 143 assists during his collegiate career.

### PERSONAL:

Son of Dori and Wells Stanwick...Four sisters-Sheehan, Wick, Coco and Covie and three brothers-Tad, Wells, and Shack...Sheehan, Wick, and Coco were All-Americans at Georgetown, while Tad played at Rutgers

### College Lacrosse Career Statistics

YEAR	TEAM	GP	G	2ptG	A	PTS	PIM	PPG	PPA	SHG	SHA	GWG	GB	TO	CTO	S	%	SOG	FO
2012	Ohio	9	11	0	17	28	2	1	2	0	1	6	0	0	0	31	.355	20	0-0
2013	Ohio	14	12	0	20	32	1	1	3	0	0	8	0	0	0	44	.273	32	0-0
<b>TOTALS</b>		<b>23</b>	<b>23</b>	<b>0</b>	<b>37</b>	<b>60</b>	<b>3</b>	<b>2</b>	<b>5</b>	<b>0</b>	<b>1</b>	<b>14</b>	<b>0</b>	<b>0</b>	<b>75</b>	<b>.000</b>	<b>52</b>	<b>0-0</b>	



## OHIO MACHINE PLAYERS



### #55 - Chad Wiedmaier

**Position:** Defense

**Height:** 6'1"

**Weight:** 200 lbs.

**Years Pro:** 2

**College:** Princeton University

**High School:** Delbarton (NJ)

**Birthdate:** May 15, 1990

**Acquired:** Trade with Nationals  
March 2013

#### 2013 MLL SEASON:

Played in 13 games. Finished fourth on the team with 30 ground balls. Picked up two ground balls against Chesapeake (5/11). Tallied three ground balls against New York (5/18). Tallied three ground balls against Hamilton (5/23). Picked up four ground balls, which is tied for his career-

high, against Rochester (6/2). Had three ground balls against Charlotte (6/8). Picked up two ground balls against Rochester (6/15). Recorded one ground ball against Denver (6/22). Picked up two ground balls against Boston (6/29). Had one ground ball against Chesapeake (7/6). Tallied three ground balls against Hamilton (7/20). Played against Charlotte (7/27). Picked up four ground balls against Boston (8/3). Tallied two ground balls against New York (8/10).

#### 2012 MLL SEASON:

Played in nine games for Hamilton. Tied for sixth on the team with 18 ground balls. Picked up one ground ball against Charlotte (6/2). Tallied four ground balls against Chesapeake (6/16). Had one ground ball against Rochester (6/23). Had three ground balls against Boston (7/7). Recorded three ground balls against Ohio (7/13). Picked up two ground balls against Ohio (7/14). Tallied one ground ball against Long Island (7/21). Tallied two ground balls against Denver (7/28). Recorded his first career point with an assist and picked up one ground ball against Long Island (8/11).

#### COLLEGE:

Played at Princeton University from 2009 to 2012. Was a First Team All-American in 2012. Received Second Team All-American honors in 2009 and 2010 and Third Team honors in 2011. Was a four-time First Team All-Ivy League selection, joining Cornell's Max Siebald as the only players to be four-time honorees. First-ever freshman defenseman to be named first team All-Ivy at Princeton. Finished fifth on the team in 2012 with 32 ground balls.

#### PERSONAL:

Born in Chatham, N.J., to Carolyn Connell. Has an older brother, Kiefer. Was an Under Armour All-American in high school. Is a volunteer assistant with the Towson men's lacrosse program. Majored in sociology.

#### Major League Lacrosse Career Statistics

YEAR	TEAM	GP	G	2ptG	A	PTS	PIM	PPG	PPA	SHG	SHA	GWG	GB	TO	CTO	S	%	SOG	FO
2012	Ham	9	0	0	1	1	2.5	0	0	0	0	0	18	0	0	0	.000	0	0-0
2013	Ohio	13	0	0	0	0	5.5	0	0	0	0	0	30	0	0	0	.000	0	0-0
<b>TOTALS</b>		<b>22</b>	<b>0</b>	<b>0</b>	<b>1</b>	<b>2</b>	<b>8</b>	<b>0</b>	<b>0</b>	<b>0</b>	<b>0</b>	<b>0</b>	<b>48</b>	<b>0</b>	<b>0</b>	<b>0</b>	<b>.000</b>	<b>0</b>	<b>0-0</b>





# OHIO MACHINE PLAYERS



## #91 - Dana Wilber

**Position:** Defense

**Height:** 6'0"

**Weight:** 190 lbs.

**Years Pro:** 2

**College:** Drexel University

**High School:** Penn Yan Academy (NY)

**Birthdate:** July 28, 1990

**Acquired:** 2014 MLL Supplemental Draft  
9th Overall

### 2013 MLL SEASON:

Played in eight regular-season games and one playoff game for Hamilton. Played against Boston (5/4). Picked up one ground ball against New York (5/11). Played against Charlotte (5/17). Tallied one ground ball against Ohio (5/23). Picked up one ground ball against Chesapeake (6/1). Tallied one ground ball against Denver (6/8). Had two ground balls against Rochester (7/7). Tallied two ground balls against Charlotte (8/3). Played against Chesapeake in the MLL Playoffs (8/24).

### 2012 MLL SEASON:

Played in three games for Hamilton. Recorded his first career point with an assist in his debut against Ohio (7/14). Tallied one ground ball against Denver (7/28). Picked up a career-high

three ground balls and had one shot on goal against Charlotte (8/4).

### COLLEGE:

Played at Drexel University from 2009 to 2012. Named a Third Team All-American and CAA Defensive Player of the Year as a senior. Named to the First Team All-CAA from 2011 to 2012. Finished senior season second on the team with 31 ground balls and 18 caused turnovers. Led the team with 49 ground balls as a sophomore.

### PERSONAL:

Born in Penn Yan, N.Y., to Derek and Donna Wilber. Named a high school All-American in 2008. Also played football and basketball at Penn Yan High School. Majored in business.

### Major League Lacrosse Career Statistics

YEAR	TEAM	GP	G	2ptG	A	PTS	PIM	PPG	PPA	SHG	SHA	GWG	GB	TO	CTO	S	S%	SOG	FO
2012	Ham	3	0	0	1	1	0	0	0	0	0	0	4	0	0	1	.000	1	0-0
2013	Ham	8	0	0	0	0	1	0	0	0	0	0	8	0	0	0	.000	0	0-0
<b>TOTALS</b>		<b>11</b>	<b>0</b>	<b>0</b>	<b>1</b>	<b>1</b>	<b>1</b>	<b>0</b>	<b>0</b>	<b>0</b>	<b>0</b>	<b>0</b>	<b>12</b>	<b>0</b>	<b>0</b>	<b>1</b>	<b>.000</b>	<b>1</b>	<b>0-0</b>



# OHIO MACHINE PLAYERS

## Alphabetical Roster:

### ACTIVE ROSTER

NO.	NAME	POS	HT	WT	BIRTHDATE	COLLEGE	YRS.PRO
23	Dominique Alexander	M	6-2	215	7-17-91	Ohio State	1
15	Peter Baum	M	6-1	185	12-14-90	Colgate	0
3	Jake Bernhardt	M	6-0	190	9-17-89	Maryland	1
44	Greg Bice	D	6-3	215	4-15-81	Ohio State	10
32	Chase Carraro	M	5-8	170	3-1-91	Denver	1
21	Jim Connolly	A	5-11	175	3-18-1986	Massachusetts	3
40	Kevin Cooper	M	6-4	190	4-7-1991	Maryland	1
36	Bobby Dattilo	M	5-7	175	1-11-90	Hobart	2
19	Matt Dolente	M	5-7	165	1-25-89	Johns Hopkins	3
24	Greg Downing	M	6-1	195	3-24-85	Fairfield	7
37	Brian Farrell	D	6-5	240	1-12-88	Maryland	3
18	Kyle Harrison	M	6-0	194	3-12-83	Johns Hopkins	6
1	Marcus Holman	A	5-11	185	5-2-91	North Carolina	1
25	Jordan Houtby	M	6-3	180	11-1-91	Detroit-Mercy	0
35	Erik Krum	A	5-10	190	9-13-88	Salisbury	0
77	Chris Lightner	D	6-2	205	4-1-91	Johns Hopkins	1
88	Connor Martin	M	6-1	180	7-14-88	Chapman	4
46	Kiel Matisz	M	6-5	215	6-8-89	Robert Morris	2
33	Bill McGlone	M	6-2	210	4-24-89	Maryland	8
10	Eric O'Brien	M	6-3	220	12-27-84	Ohio State	3
30	Brian Phipps	G	5-9	185	11-26-87	Maryland	3
42	Scott Rodgers	G	6-4	250	2-17-87	Notre Dame	4
8	Max Schmidt	D	6-4	230	10-8-88	Maryland	2
9	Stefan Schroder	G	6-1	180	2-17-86	Ohio State	3
20	Logan Schuss	A	6-0	210	1-23-91	Ohio State	1
6	Steele Stanwick	A	5-10	190	9-12-89	Virginia	2
55	Chad Wiedmaier	D	6-1	200	5-15-90	Princeton	2
91	Dana Wilber	D	6-0	190	7-28-90	Drexel	2

### PRACTICE SQUAD:

NO.	NAME	POS	HT	WT	BIRTHDATE	COLLEGE	YRS.PRO
41	Matt Cafarelli	D	6-5	220	9-29-81	Ohio State	2
27	James Delaney	A	5-8	175	6-12-91	Seton Hill	0
4	Kevin Mack	M	5-10	175	9-21-90	Ohio State	1
48	Matt Silvia	D	6-1	195	8-19-89	Bellarmine	2

### PUP LIST:

NO.	NAME	POS	HT	WT	BIRTHDATE	COLLEGE	YRS.PRO
28	Marshall Burkhart	M	6-1	200	11-24-89	Johns Hopkins	2
7	Ryan Nizolek	D	6-2	217	1-25-88	Virginia	3

### COLLEGE DRAFTEES:

NO.	NAME	POS	HT	WT	BIRTHDATE	COLLEGE	YRS.PRO
	Rob Guida	M	5-9	170		Johns Hopkins	R
	R.G. Keenan	M	5-9	200	3-24-92	North Carolina	R
	Joe Lisicky	D	6-2	205		Virginia	R
	Scott Loy	M	6-2	209		Syracuse	R
	Derek Maltz	A	6-2	190		Syracuse	R
	Stephen O'Hara	D	6-1	195		Notre Dame	R
	Jackson Place	D	5-11	185		Bucknell	R
	Spencer Schnell	M	6-2	205		Ohio Wesleyan	R
	Tom Schreiber	M	6-0	190	2-24-92	Princeton	R

## Numerical Roster:

### ACTIVE ROSTER

NO.	NAME	POS
1	Marcus Holman	A
3	Jake Bernhardt	M
6	Steele Stanwick	A
8	Max Schmidt	D
9	Stefan Schroder	G
10	Eric O'Brien	M
15	Peter Baum	M
18	Kyle Harrison	M
19	Matt Dolente	M
20	Logan Schuss	A
21	Jim Connolly	A
23	Dominique Alexander	M
24	Greg Downing	M
25	Jordan Houtby	M
30	Brian Phipps	G
32	Chase Carraro	M
33	Bill McGlone	M
35	Erik Krum	A
36	Bobby Dattilo	M
37	Brian Farrell	D
40	Kevin Cooper	M
42	Scott Rodgers	G
44	Greg Bice	D
46	Kiel Matisz	M
55	Chad Wiedmaier	D
77	Chris Lightner	D
88	Connor Martin	M
91	Dana Wilber	D

### PRACTICE SQUAD:

NO.	NAME	POS
4	Kevin Mack	M
27	James Delaney	A
41	Matt Cafarelli	D
48	Matt Silvia	D

### PUP LIST:

NO.	NAME	POS
7	Ryan Nizolek	D
28	Marshall Burkhart	M

### Pronunciation Guide:

Jake Bernhardt: Burn-HARD-T  
 Matt Cafarelli: CALF-ah-rell-ee  
 Chase Carraro: Cah-rare-oh  
 Bobby Dattilo: Dah-TILL-oh  
 James Delaney: DELL-ain-ee  
 Matt Dolente: DOE-lent-a  
 Marcus Holman: HOLE-man  
 Jordan Houtby: HOWT-bee  
 Chris Lightner: Lite-nerr  
 Kiel Matisz: Kyle Mat-eaze  
 Ryan Nizolek: N-eye ZO-Leck  
 Stefan Schroder: Steff-ahn Shh-ROE-der  
 Logan Schuss: Shh-uss  
 Chad Weidmaier: WEED-my-er

## How the team was built:

### Collegiate Draft:

**Dom. Alexander**, 5th round, 33rd overall, 2013  
**Peter Baum**, 1st round, 1st overall, 2013  
**Marshall Burkhart**, 8th round, 50th overall, 2012  
**Chase Carraro**, 2nd round, 13th overall, 2013  
**Marcus Holman**, 2nd round, 12th overall, 2013  
**Logan Schuss**, 2nd round, 11th overall, 2013  
**Steele Stanwick**, 1st round, 2nd overall, 2012

### Supplemental Draft:

**Matt Cafarelli**, 14th round, 105th overall, 2014  
**Bobby Dattilo**, 5th round, 41st overall, 2014  
**Kevin Mack**, 10th round, 73rd overall, 2014  
**Bill McGlone**, 1st round, 1st overall, 2014  
**Ryan Nizolek**, 3rd round, 17th overall, 2014  
**Eric O'Brien**, 16th round, 121st overall, 2012  
**Stefan Schroder**, 7th round, 49th overall, 2012  
**Dana Wilber**, 2nd round, 9th overall, 2014

### 2012 Expansion Draft:

**Jim Connolly**, 5th round, 9th overall  
**Connor Martin**, 2nd round, 3rd overall  
**Brian Phipps**, 9th round, 17th overall  
**Max Schmidt**, 12th round, 23rd overall

### Trades:

**Jake Bernhardt**, with Nationals, May 2013  
**Greg Bice**, with Rochester, Oct. 2011  
**Kevin Cooper**, with New York, Dec. 2013  
**Matt Dolente**, with Lizards, Dec. 2013  
**Brian Farrell**, with Boston, Sept. 2013  
**Scott Rodgers**, with Nationals, March 2013  
**Chad Wiedmaier**, with Nationals, March 2013














### Player Pool:

**James Delaney**, Dec. 16, 2013  
**Greg Downing**, 2013 (via Denver practice squad)  
**Kyle Harrison**, Feb. 25, 2014  
**Jordan Houtby**, Dec. 2013  
**Erik Krum**, Feb. 25, 2014  
**Chris Lightner**, Aug. 2013  
**Kiel Matisz**, June 2012 (via Hamilton practice squad)  
**Matt Silvia**, 2013



# OHIO MACHINE PLAYERS

## TV and Radio Roster:

#1 Marcus Holman Attack 5-11, 185, 1 YR Pro North Carolina	
#3 Jake Bernhardt Midfield 6-0, 190, 1 YR Pro Maryland	
#4 Kevin Mack Midfield 5-10, 175, 1 YR Pro Ohio State	
#6 Steele Stanwick Attack 5-10, 190, 2 YRS Pro Virginia	
#7 Ryan Nizolek Defense 6-2, 217, 3 YRS Pro Virginia	
#8 Max Schmidt Defense 6-4, 230, 2 YRS Pro Ohio State	
#9 Stefan Schroder Goalie 6-1, 180, 3 YRS Pro Ohio State	
#10 Eric O'Brien Midfield 6-3, 220, 3 YRS Pro Ohio State	
#15 Peter Baum Midfield 6-1, 185, 0 YRS Pro College	
#18 Kyle Harrison Midfield 6-0, 194, 6 YRS Pro Johns Hopkins	
#19 Matt Dolente Midfield 5-7, 165, 3 YRS Pro Johns Hopkins	
#20 Logan Schuss Attack 6-0, 210, 1 YR Pro Ohio State	
#21 Jim Connolly Attack 5-11, 175, 3 YRS Pro Massachusetts	











#23 Dominique Alexander Midfield 6-2, 215, 1 YR Pro Ohio State	
#24 Greg Downing Midfield 6-1, 195, 7 YRS Pro Fairfield	
#25 Jordan Houtby Midfield 6-3, 180, 0 YRS Pro Detroit Mercy	
#27 James Delaney Attack 5-8, 175, 0 YRS Pro Seton Hill	
#28 Marshall Burkhardt Midfield 6-1, 200, 2 YRS Pro Johns Hopkins	
#30 Brian Phipps Goalie 5-9, 185, 3 YRS Pro Maryland	
#32 Chase Carraro Midfield 5-8, 170, 1 YR Pro Denver	
#33 Bill McGlone Midfield 6-2, 210, 8 YRS Pro Maryland	
#35 Eric Krum Attack 5-10, 190, 0 YRS Pro Salisbury	
#36 Bobby Dattilo Midfield 5-7, 175, 2 YRS Pro Hobart	
#37 Brian Farrell Defense 6-5, 240, 3 YRS Pro Maryland	

### Coaching Staff:

**Head Coach:** Bear Davis  
**Assistant Coach:** Tom Mariano  
**Assistant Coach:** Bill Wolford  
**Assistant Coach:** Dom Marzano

### Medical Staff:

**Team Doctor:** Dr. Thomas Best  
**Athletic Trainer:** Tom Evans  
**Team Dentist:** Dr. Robert Green  
**Team Dentist:** Dr. James Pawlecki

#40 Kevin Cooper Midfield 6-4, 190, 1 YR Pro Maryland	
#41 Matt Cafarelli Defense 6-5, 220, 2 YRS Pro Ohio State	
#42 Scott Rodgers Goalie 6-4, 250, 4 YRS Pro Notre Dame	
#44 Greg Bice Defense 6-3, 215, 10 YRS Pro Ohio State	
#46 Kiel Matisz Midfield 6-5, 215, 2 YRS Pro Robert Morris	
#48 Matt Silvia Defense 6-1, 195, 2 YRS Pro Bellarmine	
#55 Chad Wiedmaier Defense 6-1, 200, 2 YRS Pro Princeton	
#77 Chris Lightner Defense 6-2, 205, 1 YR Pro Johns Hopkins	
#88 Connor Martin Midfield 6-1, 180, 4 YRS Pro Chapman	
#91 Dana Wilber Defense 6-0, 190, 2 YRS Pro Drexel	

### Pronunciation Guide:

Jake Bernhardt: Burn-HARD-T  
 Matt Cafarelli: CALF-ah-rell-ee  
 Chase Carraro: Cah-rare-oh  
 Bobby Dattilo: Dah-TILL-oh  
 James Delaney: DELL-ain-ee  
 Matt Dolente: DOE-lent-a  
 Marcus Holman: HOLE-man  
 Jordan Houtby: HOWT-bee  
 Chris Lightner: Lite-nerr  
 Kiel Matisz: Kyle Mat-eaze  
 Ryan Nizolek: N-eye ZO-Leck  
 Stefan Schroder: Steff-ahn Shh-ROE-der  
 Logan Schuss: Shh-uss  
 Chad Weidmaier: WEED-my-er

### Coaching Staff:

Tom Mariano: Marry-ann-oh  
 Dom Marzano: Marr-zahn-oh  
 Bill Wolford: Woal-ford

### Medical Staff:

Dr. James Pawlecki: PAUL-lek-ee



# HISTORY

## 2013 Season Recap



**First Row (L-R):** #32 Chase Carraro, #1 Chazz Woodson, #4 Kevin Mack, #2 Marcus Holman, #19 Joe Cummings, #6 Steele Stanwick, #30 Brian Phipps; **2nd Row (L-R):** #33 Jake Bernhardt, #55 Chad Wiedmaier, #24 Greg Downing, #23 Dominique Alexander, #81 Kyle Hartzell, #28 Marshall Burkhart, #16 Joe Smith, #20 Logan Schuss; **3rd row (L-R):** #10 Eric O'Brien, #8 Max Schmidt, Gerry Reilly, Matt Cafarelli, Matt Silvia, #46 Kiel Matisz, #42 Scott Rodgers; **Back Row (L-R):** Dr. James Pawlecki, Julie Hall, Tom Evans, Tom Mariano, Bear Davis, Bill Wolford, Frank Bavero, Dr. Robert Green

### 2013 Game By Game Results

Game	Date	Opp.	Strk	Result	Total	Ohio Hi G	OH Hi A	OH Hi Pts	Attend.
1(6)	5/4	DEN	L1	8-13	0-1	Ledwick/O'Brien (2)	Eisenreich/Schmidt (1)	Ledwick/O'Brien Eisenreich (2)	4,318
2(10)	5/11	@CHE	L2	5-14	0-2	Connolly/Cummings (2)	Stanwick (3)	Stanwick (3)	5,700
3(14)	5/18	NY	L3	8-14	0-3	Woodson (2)	Cummings (2)	Cummings/Woodson (2)	2,910
4(16)	5/23	HAM	L4	9-16	0-4	Cummings (3)	Stanwick (3)	Stanwick (5)	1,900
5(20)	6/2	@ROC	L5	7-9	0-5	Schuss (4)	Bernhardt/Connolly Cummings (1)	Schuss (4)	1,417
6(23)	6/8	@CHA	L6	7-13	0-6	Cummings (2)	Stanwick (2)	Cummings/Stanwick (3)	4,291
7(28)	6/15	ROC	W1	13-11	1-6	Cummings (5)	Stanwick (3)	Cummings (5)	2,204
8(32)	6/22	@DEN	L1	5-19	1-7	Resetarits (2)	---	Resetarits (2)	5,024
9(34)	6/29	BOS	L2	10-13	1-8	Schuss (5)	Stanwick (3)	Schuss (6)	3,611
10(39)	7/6	CHE	L3	12-13	1-9	Cummings (4)	Matisz (3)	Cummings/Matisz Schuss (4)	1,994
11(44)	7/20	@HAM	L4	12-13	1-10	Schuss (3)	Stanwick (2)	Schuss (4)	1,273
12(48)	7/27	CHA	L5	10-13	1-11	Schuss (3)	Stanwick (2)	Schuss (4)	4,246
13(49)	8/3	@BOS	W1	16-12	2-11	Schuss (4)	Holman (3)	Schuss (6)	8,701
14(56)	8/10	@NY	L1	11-14	2-12	Matisz (3)	5 Players (1)	Matisz (3)	4,022

### 2013 Player Statistics

#	PLAYER	POS	GP	G	2ptG	A	PTS	PIM	PPG	PPA	SHG	SHA	GWG	FG	OTG	UAG	ENG	SHOTS	SPCT	SOG
20	Schuss, Logan	A	11	28	0	7	35	1	5	5	0	0	0	1	0	10	0	88	.318	57
6	Stanwick, Steele	A	14	12	0	20	32	1	1	3	0	0	0	0	0	5	0	44	.273	32
19	Cummings, Joe	A	13	20	0	5	25	2	2	1	0	0	1	1	0	6	0	80	.250	54
2	Holman, Marcus	A	10	7	2	11	20	.5	3	2	0	0	0	1	0	2	0	42	.167	23
46	Matisz, Kiel	M	10	14	0	4	18	1.5	4	1	0	0	0	3	0	5	0	36	.389	24
81	Hartzell, Kyle	D	14	6	0	3	9	4	0	0	0	0	0	0	0	4	0	33	.182	17
10	O'Brien, Eric	FO	14	7	0	0	7	2	0	0	0	1	0	0	0	6	0	21	.333	11
33	Bernhardt, Jake	M	9	5	0	2	7	1	0	0	0	0	1	0	0	3	0	28	.179	16
1	Woodson, Chazz	A	11	6	0	0	6	.5	1	0	0	0	0	1	0	6	0	33	.182	19
88	Martin, Connor	A	4	4	0	2	6	0	0	0	0	0	0	0	0	2	0	14	.286	10
24	Downing, Greg	M	5	3	0	3	6	2	0	0	0	0	0	0	1	0	9	.333	6	
21	Connolly, Jim	A	5	4	0	1	5	0	1	1	0	0	0	0	0	2	0	19	.211	15
X	Resetarits, Joe	A	3	2	0	2	4	0	0	0	0	0	0	0	0	2	0	9	.222	5
11	Ledwick, Jeff	M	3	3	0	0	3	0	0	0	0	0	0	0	0	2	0	5	.600	3
32	Carraro, Chase	M	6	2	0	1	3	1	0	0	0	0	0	0	0	2	0	17	.118	9
X	Harrington, William	M	5	2	0	1	3	0	0	0	0	0	0	0	0	2	0	26	.077	13
12	Megill, Ray	D	11	2	1	0	3	3.5	0	0	0	0	0	0	0	2	0	5	.400	2
23	Alexander, Dominiq	M	10	1	0	1	2	1	0	0	0	0	0	0	0	1	0	4	.250	1
X	Eisenreich, Billy	A	1	1	0	1	2	0	0	0	0	0	0	0	0	1	0	1	1.000	1
X	Garber, Brett	M	6	1	0	0	1	1	0	0	0	0	0	0	0	0	0	11	.091	5
8	Schmidt, Max	D	13	0	0	1	1	3.5	0	0	0	0	0	0	0	0	0	4	.000	2
44	Bice, Greg	D	6	0	0	1	1	3	0	0	0	0	0	0	0	0	0	0	.000	0
55	Wiedmaier, Chad	D	13	0	0	0	0	5.5	0	0	0	0	0	0	0	0	0	0	.000	0
16	Smith, Joe	D	11	0	0	0	0	4	0	0	0	0	0	0	0	0	0	0	.000	0
28	Burkhart, Marshall	M	11	0	0	0	0	1.5	0	0	0	0	0	0	0	0	0	3	.000	2
18	Godoi, Diogo	D	9	0	0	0	0	6	0	0	0	0	0	0	0	0	0	1	.000	1
30	Phillips, Brian	G	9	0	0	0	0	1	0	0	0	0	0	0	0	0	0	0	.000	0
42	Rodgers, Scott	G	5	0	0	0	0	1	0	0	0	0	0	0	0	0	0	0	.000	0
X	Reilly, Gerry	M	1	0	0	0	0	0	0	0	0	0	0	0	0	0	0	0	.000	0
(TOTALS)			3	0	0	0	0	0	0	0	0	0	0	0	0	0	0	0	.000	0
X	Mack, Kevin	M	3	0	0	0	0	0	0	0	0	0	0	0	0	0	0	0	.000	0
X	Schroder, Stefan	G	3	0	0	0	0	0	0	0	0	0	0	0	0	0	0	0	.000	0
X	Biscardi, Anthony	M	2	0	0	0	0	2	0	0	0	0	0	0	0	0	0	0	.000	0
X	Miller, JJ	FO	2	0	0	0	0	0	0	0	0	0	0	0	0	0	0	1	.000	0
X	Cafarelli, Matt	D	1	0	0	0	0	0	0	0	0	0	0	0	0	0	0	0	.000	0
X	Ventiquattro, Mari	A	1	0	0	0	0	0	0	0	0	0	0	0	0	0	0	2	.000	2
X	Kaminski, Kevin	M	1	0	0	0	0	0	0	0	0	0	0	0	0	0	0	4	.000	2
(TOTALS)			14	130	3	66	196	49.5	17	14	1	0	2	7	0	64	0	540	.241	332

#	GOALIE	GP	MIN	W	L	SO	GA	2ptGA	GAA	SAVES	SPCT
30	Phillips, Brian	9	480:51	1	7	0	99	3	12.35	109	.524
42	Rodgers, Scott	5	235:56	1	3	0	55	3	13.99	54	.495
	Schroder, Stefan	3	123:13	0	2	0	27	0	13.15	19	.413
(TOTALS)		14		2	12	0	181	6	12.93	182	.501

**Head Coach: Ted Garber**  
2013: 1-7  
Career: 3 Seasons; 6-30 (3-19 with Ohio)

**Head Coach: Bear Davis**  
2013 Season: 1-5  
Career Record: 1-5

### 2013 Record vs. Opponents:

	Record	Home	Road
Boston	1-1	0-1	1-0
Charlotte	0-2	0-1	0-1
Chesapeake	0-2	0-1	0-1
Denver	0-2	0-1	0-1
Hamilton	0-2	0-1	0-1
New York	0-2	0-1	0-1
Rochester	1-1	1-0	0-1

### Won-Lost:

	Wins	Loss
May	0	4
June	1	4
July	0	3
August	1	1
Saturday	2	10
Sunday	0	1
Thursday	0	1

### Attendance:

	Total	Avg.
All Games	51,611	3,686
Home	21,183	3,026
Road	30,428	4,347

### Season Totals:

Machine	Stat	Opps.
130	Goals	181
3	2pt Goals	6
66	Assists	88
196	Points	269
348	Ground Balls	373
332	Shots on Goal	363
.389	Faceoff %	.611
49.5	Pen. Mins	54.5
17	PPG	18
1	SHG	0

### 2013 Machine Season Leaders:

Points	Logan Schuss, 35
Goals	Logan Schuss, 28
Assists	Steele Stanwick, 20
2pt Goals	Marcus Holman, 2
Ground Balls	Eric O'Brien, 62
Shots	Logan Schuss, 88
Shots on Goal	Logan Schuss, 57
PPG	Logan Schuss, 5
PPA	Logan Schuss, 5
Penalty Mins.	Diogo Godoi, 6
GAA	Brian Phipps, 12.35
Saves	Brian Phipps, 109
Save %	Brian Phipps, .524

### 2013 Machine Faceoffs:

	Wins	Atts.	FO%
Eric O'Brien	129	311	.415
JJ Miller	6	25	.240
Chase Carraro	3	15	.200
Jake Bernhardt	2	4	.500
Ray Megill	0	4	.000
Kyle Hartzell	0	1	.000
<b>TOTALS</b>	<b>140</b>	<b>360</b>	<b>.389</b>



# HISTORY

## 2012 Season Recap



Front Row (L-R): #91 Joe Cummings, #26 Matt Casey, #66 Steele Stanwick, #1 Chazz Woodson, #21 Jim Connolly, #88 Connor Martin, #28 Marshall Burkhardt; 2nd Row(L-R): #32 Brady Williams, #9 Stefan Schroder, #2 Dan Groot, #12 Ray Megill, #23 Jim Borell, #81 Kyle Hartzell, #30 Brian Phipps, #3 Brett Garber; 3rd Row(L-R): #4 Audi Glass, #46 Kiel Matsiz, #7 Bobby Eliers, #44 Greg Bice, #8 Max Schmidt, #6 Brett Hughes, #10 Eric O'Brien, #41 Matt Cafarelli; Back Row (L-R): Brian Briggs, Dr. Tim Miller, Mike Smith, PJ Kavanagh, Ted Garber, Bill Wolford, Frank Bavero, Dr. Robert Green

### 2012 Game By Game Results

Game	Date	Opp.	Strk	Result	Total	Ohio Hi G	OH Hi A	OH Hi Pts	Attend.
1 (5)	5/5	@CHE	L1	11-23	0-1	Connolly (3)	Levine (2)	Connolly (4)	10,162
2 (8)	5/12	@CHA	L2	15-18	0-2	Martin/Woodson (3)	Martin (2)	Martin (5)	4,782
3 (13)	5/19	ROC	W1	16-10	1-2	Woodson (4)	Messina (2)	Connolly/Woodson(4)	6,126
4 (15)	6/1	@LI	L1	10-20	1-3	Martin (4)	Casey/Combs	Woodson (3)	3,108
5 (21)	6/9	DEN	L2	8-16	1-4	Hartzell/Woodson (2)	Woodson (2)	Woodson (4)	3,755
6 (25)	6/16	LI	L3	12-16	1-5	Connolly/Megill Stanwick (2)	4 Players (1)	Stanwick (3)	2,474
7 (28)	6/23	CHA	L4	16-17	1-6	Hartzell (3)	Stanwick (4)	Stanwick (5)	2,269
8 (31)	7/4	@DEN	L5	13-17	1-7	Connolly (5)	Stanwick (5)	Stanwick (6)	30,128
9 (36)	7/13	@HAM	W1	13-12	2-7	Connolly/O'Brien Stanwick (2)	Woodson (4)	Woodson (4)	1,524
10 (37)	7/14	HAM	L1	12-14	2-8	Casey/Martin Stanwick (2)	5 Players (1)	Stanwick (3)	3,062
11 (44)	7/21	CHE	L2	7-11	2-9	Cummings (3)	Woodson (2)	Cummings (3)	2,168
12 (48)	7/28	@ROC	L3	13-14	2-10	Woodson (5)	Stanwick (3)	Woodson (6)	3,975
13 (49)	8/4	@BOS	L4	13-19	2-11	Connolly (3)	Stanwick (2)	Connolly/Stanwick (3)	9,056
14 (53)	8/11	BOS	L5	16-18	2-12	Connolly/Cummings (3)	4 Players (1)	Cummings (4)	5,022

### 2012 Player Statistics

#	PLAYER	POS	GP	G	A	PTS	PIM	PPG	PPA	SHG	SHA	GWG	FG	OTG	UAG	ENG	SHOTS	SPCT	SOG
1	Woodson, Chazz	A	14	24	0	14	38	3	1	2	1	0	0	0	16	0	87	.276	54
21	Connolly, Jim	A	13	27	0	5	32	2	6	1	0	0	0	1	9	0	80	.338	53
88	Martin, Connor	A	14	23	2	7	32	1	1	1	0	0	0	1	15	0	70	.329	53
66	Stanwick, Steele	A	9	11	0	17	28	2	1	2	0	1	1	0	6	0	31	.355	20
81	Hartzell, Kyle	D	14	11	9	1	21	3	0	0	0	0	0	1	0	6	42	.262	23
26	Casey, Matt	M	14	10	1	2	13	1	0	0	0	0	0	0	4	0	35	.286	26
91	Cummings, Joe	M	4	9	0	2	11	0	2	0	0	0	0	0	5	0	26	.346	15
2	Groot, Dan	M	13	8	0	3	11	3.5	0	1	1	0	0	0	7	0	31	.258	19
46	Matsiz, Kiel	M	7	8	0	1	9	1	3	0	0	0	0	0	1	0	25	.320	14
	(TOTALS)		10	9	0	1	10	1	3	0	0	0	0	0	1	0	32	.281	18
3	Garber, Brett	M	8	5	1	4	10	0	2	3	0	0	0	1	0	0	30	.167	15
12	Megill, Ray	D	13	5	1	1	7	2	1	0	0	0	0	0	4	0	14	.357	8
19	Messina, Matt	M	9	3	0	4	7	3	0	1	0	0	0	1	0	0	13	.231	8
10	O'Brien, Eric	F0	11	3	0	2	5	2	0	0	0	0	0	0	3	0	17	.176	10
X	Lalli, Matt	M	3	3	0	1	4	0	1	0	0	0	0	0	1	0	5	.600	3
37	Colburn, Jeff	M	2	1	0	0	1	0	0	0	0	0	0	0	0	0	5	.200	2
	(TOTALS)		6	2	0	2	4	.5	0	0	0	0	0	0	1	0	19	.105	5
8	Schmidt, Max	D	12	1	1	2	4	7	0	0	0	0	0	0	1	0	3	.333	2
44	Bice, Greg	D	13	2	0	1	3	1	0	0	0	0	0	0	1	0	7	.286	5
X	Levine, Jordan	M	5	1	0	2	3	1	0	0	0	0	0	0	1	0	7	.143	4
5	Witko, Matt	M	5	2	0	0	2	0	0	0	0	0	0	0	2	0	6	.333	6
X	Combs, Andrew	A	4	1	0	1	2	.5	0	1	0	0	0	0	0	0	6	.167	2
36	Eisenreich, Billy	A	3	1	0	1	2	0	0	0	0	0	0	0	1	0	4	.250	4
28	Burkhardt, Marshall	M	9	0	0	2	2	1	0	0	0	0	0	0	0	0	3	.000	0
X	Rotanz, Rob	M	2	1	0	0	1	0	0	0	0	0	0	0	1	0	5	.200	3
6	Hughes, Brett	D	12	0	0	0	0	1	0	0	0	0	0	0	0	0	0	.000	0
9	Schroder, Stefan	G	9	0	0	0	0	0	0	0	0	0	0	0	0	0	1	.000	0
X	Kelly, Anthony	F0	7	0	0	0	0	0	0	0	0	0	0	0	0	0	5	.000	3
30	Phipps, Brian	G	6	0	0	0	0	0	0	0	0	0	0	0	0	0	0	.000	0
7	Eliers, Bobby	M	5	0	0	0	0	.5	0	0	0	0	0	0	0	0	3	.000	1
18	Smith, Joe	D	3	0	0	0	0	2	0	0	0	0	0	0	0	0	0	.000	0
	(TOTALS)		5	0	0	0	0	2	0	0	0	0	0	0	0	0	0	.000	0
23	Borell, Jim	M	4	0	0	0	0	1	0	0	0	0	0	0	0	0	2	.000	0
X	Ridgway, Kevin	D	2	0	0	0	0	0	0	0	0	0	0	0	0	0	0	.000	0
89	Biscardi, Anthony	M	1	0	0	0	0	0	0	0	0	0	0	0	0	0	0	.000	0
X	Porcelli, Josh	M	1	0	0	0	0	2	0	0	0	0	0	0	0	0	0	.000	0
X	Rodriguez, Johnny	G	1	0	0	0	0	0	0	0	0	0	0	0	0	0	0	.000	0
X	Zalesky, Joel	M	1	0	0	0	0	.5	0	0	0	0	0	0	0	0	1	.000	1
X	Ochwat, Keenan	D	1	0	0	0	0	0	0	0	0	0	0	0	0	0	0	.000	0
	TOTALS		14	160	15	73	233	41	18	12	2	1	2	4	0	87	0	.284	354

#	GOALIE	GP	MIN	W	L	SO	GAA	SAVES	SPCT
30	Phipps, Brian	6	330:00	1	5	0	75	9	.513
9	Schroder, Stefan	9	495:00	1	7	0	124	11	.444
	Rodriguez, Johnny	1	15:00	0	0	0	5	1	.375
	TOTALS	14		2	12	0	204	21	.470

### Head Coach: Ted Garber

2012: 2-12

Career: 3 Seasons; 5-23 (2-12 with Ohio)

### 2012 Record vs. Opponents:

	Record	Home	Road
Boston	1-1	0-1	1-0
Charlotte	0-2	0-1	0-1
Chesapeake	0-2	0-1	0-1
Denver	0-2	0-1	0-1
Hamilton	0-2	0-1	0-1
New York	0-2	0-1	0-1
Rochester	1-1	1-0	0-1

### Won-Lost:

	Wins	Loss
May	1	2
June	0	4
July	1	4
August	0	2
Friday	1	1
Saturday	1	10
Wednesday	0	1

### Attendance:

	Total	Avg.
All Games	87,611	6,686
Home	24,876	3,553
Road	62,735	8,962

### Season Totals:

Machine	Stat	Opps.
160	Goals	204
15	2pt Goals	21
73	Assists	114
233	Points	318
389	Ground Balls	447
354	Shots on Goal	385
.457	Faceoff %	.543
41	Pen. Mins	49
18	PPG	18
2	SHG	2

### 2012 Machine Leaders:

Points	Chazz Woodson, 38
Goals	Jim Connolly, 21
Assists	Steele Stanwick, 17
2pt Goals	Kyle Hartzell, 9
Ground Balls	Kyle Hartzell, 60
Shots	Chazz Woodson, 87
Shots on Goal	Chazz Woodson, 54
PPG	Jim Connolly, 6
PPA	Brett Garber, 3
Penalty Mins.	Max Schmidt, 7
GAA	Brian Phipps, 13.64
Saves	Stefan Schroder, 99
Save %	Brian Phipps, .513

### 2012 Machine Faceoffs:

	Wins	Atts.	FO%
Eric O'Brien	107	244	.439
Anthony Kelly	77	157	.490
Ray Megill	7	17	.412
<b>TOTALS</b>	<b>191</b>	<b>418</b>	<b>.457</b>



# ALL-TIME ROSTER

Al exander, Domi ni		POSITION - M																						
GP	G	2ptG	A	PTS	S	SOG	PIM	MIN	MAJ	10	GM	GR	MT	PPG	PPA	SHG	SHA	GWG	GTG	OTG	UAG	ENG	FG	
2013	10	1	0	1	2	4	1	1	0	0	0	0	0	0	0	0	0	0	0	0	0	1	0	0
TOTAL	10	1	0	1	2	4	1	1	0	0	0	0	0	0	0	0	0	0	0	0	1	0	0	0

Mack, Kevin		POSITION - M																						
GP	G	2ptG	A	PTS	S	SOG	PIM	MIN	MAJ	10	GM	GR	MT	PPG	PPA	SHG	SHA	GWG	GTG	OTG	UAG	ENG	FG	
2013	3	0	0	0	0	0	0	0	0	0	0	0	0	0	0	0	0	0	0	0	0	0	0	0
TOTAL	3	0	0	0	0	0	0	0	0	0	0	0	0	0	0	0	0	0	0	0	0	0	0	0



# ALL-TIME DRAFT RESULTS & AWARD WINNERS

## 2012 Expansion Draft

Round	Pick # (overall)	Player (position)
2	1 (3)	Connor Martin
3	1 (5)	Kevin Ridgway
4	1 (7)	Dan Groot
5	1 (9)	Jim Connolly
8	1 (15)	Jordan Levine
9	1 (17)	Brian Phipps
10	1 (19)	Brett Hughes
11	1 (21)	Matt Casey
12	1 (23)	Max Schmidt
14	1 (27)	Scott Kocis
15	1 (29)	Brian Spallina*

\*Traded on draft day

## 2012 Supplemental Draft

Round	Pick # (overall)	Player (position)
1	1 (1)	Chazz Woodson
2	1 (9)	Ray Megill
2	5 (13)	Joel Zalesky
3	1 (17)	Matt Witko
4	1 (25)	Andrew Irving
5	1 (33)	Ian Dingman
6	1 (41)	Josh Coveleski
7	1 (49)	Josh Porcell
8	1 (57)	Nolan Godfrey
9	1 (65)	Buggs Combs
10	1 (73)	Matt Messina
11	1 (81)	Jim Borell
12	1 (89)	Patrick Smith
13	1 (97)	Brayton Williams
14	1 (105)	Matt Cafarelli
15	1 (113)	Sean Doyle
16	1 (121)	Eric O'Brien
17	1 (129)	Nick Marks
18	1 (137)	Brian Yontz

Additional Selection: Dan Loftus

## 2013 Supplemental Draft

Round	Pick # (overall)	Player (position)
1	4 (4)	Jeff Ledwick
3	1 (17)	Art Kell
3	3 (19)	Diogo Godoi
4	1 (25)	Tim Kaiser
4	5 (29)	Tim McCormack
4	7 (31)	JJ Miller
6	1 (41)	Scott Perri
7	1 (49)	Rob Fortunato
9	1 (65)	Anthony Toresco
10	1 (73)	Will Harrington
11	1 (81)	Andrew Stimmel
12	1 (89)	Audi Glass

## 2014 Supplemental Draft

Round	Pick # (overall)	Player (position)
1	1 (1)	Bill McGlone
2	1 (9)	Dana Wilber
3	1 (17)	Ryan Nizolek
3	3 (19)	Max Van Bourgondien
4	1 (25)	Bobby Eilers
6	1 (41)	Bobby Dattilo
7	1 (49)	Stefan Schroder
8	1 (57)	Cody Solaja
9	1 (65)	Connor English
10	1 (73)	Kevin Mack
11	1 (81)	Kyle Feeney
12	1 (89)	Bobby Tyler

## 2012 Collegiate Draft

Round	Pick # (overall)	Player (position)	School
1	2 (2)	Steele Stanwick	University of Virginia
1	8 (8)	Robert Rotanz	Duke University
2	8 (16)	Anthony Biscardi	University of Massachusetts
3	5 (21)	Billy Eisenreich	Bucknell University
3	8 (24)	Alex Demopoulos	University of Denver
5	2 (34)	Bobby Eilers	Syracuse University
6	2 (42)	Chris Langton	Cornell University
7	2 (50)	Marshall Burkhart	Johns Hopkins University
8	2 (58)	Austin Bright	Bellarmine University

## 2013 Collegiate Draft

Round	Pick # (overall)	Player (position)	School
1	1 (1)	Peter Baum	Colgate University
2	3 (11)	Logan Schuss	Ohio State University
2	4 (12)	Marcus Holman	University of North Carolina
2	5 (13)	Chase Carraro	University of Denver
5	1 (33)	Dominique Alexander	Ohio State University
6	1 (41)	Joe Lisicky	Lynchburg College
7	1 (49)	Colin Fleming	University of Massachusetts
8	1 (57)	Kevin Mack	Ohio State University

## 2014 Ohio Machine Collegiate Draft

Round	Pick # (overall)	Player (position)	School
1	1 (1)	Tom Schreiber	Princeton University
2	5 (13)	Rob Guida	Johns Hopkins University
4	1 (25)	Jackson Place	Bucknell University
4	3 (27)	Scott Loy (M)	Syracuse University
5	7 (39)	Derek Maltz	Syracuse University
6	1 (41)	Stephen O'Hara	University of Notre Dame
7	1 (49)	R.G. Keenan	University of North Carolina
8	1 (57)	Spencer Schnell	Ohio Wesleyan University

### Bud Light

#### Players of the Game

Chazz Woodson, 5/12/12 vs. Rochester  
 Brian Phipps, 7/13/12 @ Hamilton  
 Joe Cummings, 6/15/13 vs. Rochester  
 Scott Rodgers, 8/3/13 @ Boston

#### Team USA

Kyle Harrison, 2014  
 Marcus Holman, 2014  
 Steele Stanwick, 2014

#### Team Canada

Kiel Matisz, 2014  
 Logan Schuss, 2014

#### MLL All-Stars

##### 2012

Greg Bice, 2012  
 Jim Connolly, 2012  
 Kyle Hartzell, 2012  
 Chazz Woodson, 2012

##### 2013

Steele Stanwick, 2013  
 Kyle Hartzell, 2013

### Offensive Player of the Week

Joe Cummings, Week 7, 6/15/13

### Defensive Player of the Week

Stefan Schroder, Week 5, 5/20/12

### Rookie of the Week

Logan Schuss, Week 10, 7/21/13  
 Logan Schuss, Week 12, 8/4/13

### Tewaaraton Award Winners

Kyle Harrison, Johns Hopkins University - 2005  
 Steele Stanwick, University of Virginia - 2011  
 Peter Baum, Colgate University - 2012



# MOMENTS IN MACHINE HISTORY

**JANUARY 21, 2011**

## **OHIO AWARDED MLL FRANCHISE**

Major League Lacrosse announces expansion to Columbus, OH with the team to begin play in 2012 MLL. It's not MLL's first venture in Ohio as Columbus has already hosted the very first MLL Summer Showcase game in 2000, the 2002 MLL Championship and a 2010 regular-season game between Long Island and the now-disbanded Chicago team.

**APRIL 12, 2011**

## **OHIO TEAM GETS NAME**

Ohio's professional lacrosse team is officially unveiled as the Ohio Machine. The name Ohio Machine evokes both the rich history and the bright future of the state. From mining, to manufacturing, to the founding of dozens of famous, industry-leading national and international brands, the Ohio Machine has been, and continues to be, one of the primary drivers for the development of the United States as a world leader. Ohioans are known for their tenacity, and our lacrosse team will be known for that too.

**APRIL 12, 2011**

## **MACHINE NAMES PRESIDENT & GM**

John Algie becomes the first member of the Ohio Machine front office when he's named President & General Manager. Algie spent three years as MLL's Director of League Operations where he oversaw implementation and enforcement of the League's on-field and player personnel rules, college and pro player scouting, and game operations management. Before the Machine, Algie was an attorney for the international law firm of Jones Day.

**AUGUST 16, 2011**

## **GARBER NAMED HEAD COACH**

Ted Garber becomes the first head coach in the history of the Ohio Machine. Garber will be responsible for selection and management of the Machine players. Garber's professional coaching experience dates back to the creation of MLL, where he was a head coach during the 2000 MLL Summer Showcase Tour. He was also head coach of the then Bridgeport Barrage for the MLL's inaugural season in 2001. Garber's professional career also includes stints as an assistant coach in Boston, Chicago and Rochester.

**AUGUST 16, 2011**

## **A HOME TO CALL THEIR OWN**

Selby Stadium, on the campus of Ohio Wesleyan University, becomes the home field of the Machine. The Stadium seats 9,100 and is an OmniGrass artificial playing surface. Selby Stadium most recently underwent a restoration project that included a new, two-level press box, new bleacher seats and refurbished locker rooms, as well as a state of the art video board and sound system.

**OCTOBER 4, 2011**

## **FIRST PLAYERS ACQUIRED**

In a trade with the Rochester Rattlers, the Machine added its first players. Greg Bice, Anthony Kelly, Stefan Schroder and Brett Garber are acquired from Rochester in exchange for four draft picks to Rochester. Bice, Kelly and Schroder are all Ohio State alumni. Garber is the son of Machine Head Coach Ted Garber.

**OCTOBER 12, 2011**

## **HARTZELL TRADED TO OHIO**

In a trade with the Chesapeake Bayhawks, the Machine add Kyle Hartzell to its roster. Hartzell was named the 2010 MLL Championship Weekend MVP as he helped guide the Bayhawks to a Championship.

**DECEMBER 9, 2011**

## **MACHINE SELECTS 11 PLAYERS**

The Machine builds its roster through the expansion draft, adding 11 players. Connor Martin becomes the first Machine draftee with the third overall pick. Roster regulars like Martin, Brian Phipps and Jim Connolly officially become part of the team.

**JANUARY 13, 2012**

## **STEELE OF THE DRAFT**

With the second overall pick in the 2012 MLL Collegiate Draft, the Machine select Steele Stanwick from the University of Virginia. Stanwick becomes the team's first ever collegiate draftee. The team also selects Ohio native and Dublin Jerome High School alumni Marshall Burkhardt.

**MAY 5, 2012**

## **HIT THE FIELD**

For the first time in team history, the Ohio Machine hit the field in a MLL regular season game. Despite a strong first half and being down just two goals to start the third quarter, the Machine fall to Chesapeake 11-23. Jim Connolly led the way for the Machine with three goals.

**MAY 19, 2012**

## **HOME SWEET HOME**

In front of a season-high crowd of more than 6,000 fans, the Machine takes the field for the first time at Selby Stadium and earn the team's first ever win. Chazz Woodson's four goals lead the Machine to a 16-10 win over the Rochester Rattlers. Former OSU standout Stefan Schroder earns the win in goal.

**JULY 13, 2012**

## **ROAD WARRIORS**

In the first game of a back-to-back, the Machine earns its first ever road win with a 13-12 victory over the Hamilton Nationals. Jim Connolly, Eric O'Brien and Steele Stanwick each score two goals to lead the team and Chazz Woodson dishes out four assists in the win. Both teams would travel to Ohio following the game as they complete a 24 hour double header that spans nearly 400 miles.

**JANUARY 11, 2013**

## **TOP GEAR**

With the first overall pick in the 2013 MLL Collegiate Draft, the Machine select Peter Baum from Colgate University. Baum becomes the team's first number one overall selection. Baum joins Steele Stanwick as former Tewaaraton Winners drafted by the Machine.

**MAY 4, 2013**

## **TWICE AS NICE**

For the first time in team history, the Machine open a season at home when the team takes the field against Denver to open the 2013 MLL season. The Machine fall 8-13.

**JUNE 24, 2013**

## **MACHINE HIRE DAVIS**

Bear Davis is announced as the second head coach in Ohio Machine history. Davis replaces Ted Garber who had served as the Machine bench boss for the team's first season and a half. Davis, a Hilliard Davidson High School alum in the Columbus-area, is the current head boy's lacrosse coach and associate athletic director at Archbishop Spalding (Md.) in the Maryland Interscholastic Athletic Association (MIAA). Davis took over at Archbishop Spalding after building the men's lacrosse program at Robert Morris University.

**AUGUST 3, 2013**

## **BEAR'S FIRST DUBYA**

In a must-win game for the Boston Cannons, the Machine dominate early and win 16-12 in Boston, ending the Cannons playoff hopes. Logan Schuss' four goals and six points lead the Machine in Head Coach Bear Davis' first win as head man of the team.

**JANUARY 10, 2014**

## **TIGER TO MACHINE**

For the second consecutive year, the Machine pick first in the MLL Collegiate Draft. Ohio makes history by selecting Princeton Tiger Tom Schreiber with the first overall pick in the 2014 Collegiate Draft. Schreiber joins Peter Baum as first overall picks selected by the Machine.

**FEBRUARY 5, 2014**

## **NATIONAL CALLING**

After a nearly year-long tryout process, the Machine's Marcus Holman and Steele Stanwick are named to Team USA for the 2014 Federation of International Lacrosse World Championships. Team USA will face a team of MLL players in the 2014 MLL All-Star game before heading to Denver, CO for the World Championships in July.

**FEBRUARY 25, 2014**

## **MACHINE WELCOME A LEGEND**

The Ohio Machine acquires former Tewaaraton winner and Team USA midfielder Kyle Harrison from the MLL player pool. Harrison, a former MLL All-Star, brings more than 10 years of pro lacrosse experience to Ohio.





# RECORD BOOK

## Machine Franchise Leaders

### Games Played

1	Kyle Hartzell (D)	28
2	Eric O'Brien (FO)	25
	Max Schmidt (D)	25
	Chazz Woodson (A)	25
5	Ray Megill (D)	24
6	Steele Stanwick (A)	23
7	Marshall Burkhardt (M)	20
8	Greg Bice (D)	19
9	Jim Connolly (A)	18
	Connor Martin (A)	18

### Goals

1	Jim Connolly (A)	31
2	Chazz Woodson (A)	30
3	Joe Cummings (A)	29
4	Logan Schuss (A)	28
5	Connor Martin (A)	27
6	Steele Stanwick (A)	23
7	Kiel Matisz (M)	22
8	Kyle Hartzell (D)	17
9	Matt Casey (M)	10
	Eric O'Brien (FO)	10

### 2pt Goals

1	Kyle Hartzell (D)	9
2	Marcus Holman (A)	2
	Connor Martin (A)	2
	Ray Megill (D)	2
5	Matt Casey (M)	1
	Brett Garber (M)	1
	Max Schmidt (D)	1

### Assists

1	Steele Stanwick (A)	37
2	Chazz Woodson (A)	14
3	Marcus Holman (A)	11
4	Connor Martin (A)	9
5	Joe Cummings (A)	7
	Logan Schuss (A)	7
7	Jim Connolly (A)	6
8	Kiel Matisz (M)	5
9	Three Players	4

### Points

1	Steele Stanwick (A)	60
2	Chazz Woodson (A)	44
3	Connor Martin (A)	38
4	Jim Connolly (A)	37
5	Joe Cummings (A)	36
6	Logan Schuss (A)	35
7	Kyle Hartzell (D)	30
8	Kiel Matisz (M)	27
9	Marcus Holman (A)	20
10	Matt Casey (M)	13

### Penalty Minutes

1	Max Schmidt (D)	10.5
2	Kyle Hartzell (D)	7
3	Diogo Godoi (D)	6
	Joe Smith (D)	6
5	Ray Megill (D)	5.5
	Chad Wiedmaier (D)	5.5
7	Greg Bice (D)	4
	Eric O'Brien (FO)	4
9	Dan Groot (M)	3.5
	Chazz Woodson (A)	3.5

### Power Play Goals

1	Jim Connolly (A)	7
	Kiel Matisz (M)	7
3	Logan Schuss (A)	5
4	Joe Cummings (A)	4
5	Marcus Holman (A)	3
6	Brett Garber (M)	2
	Steele Stanwick (A)	2
	Chazz Woodson (A)	2
9	Matt Lalli (M)	1
	Connor Martin (A)	1
	Ray Megill (D)	1

### Power Play Assists

1	Logan Schuss (A)	5
	Steele Stanwick (A)	5
3	Brett Garber (M)	3
4	Jim Connolly (A)	2
4	Marcus Holman (A)	2
	Chazz Woodson (A)	2
7	Seven Players	1

### Short Handed Goals

1	Dan Groot (M)	1
1	Eric O'Brien (FO)	1
1	Chazz Woodson (A)	1

### Short Handed Assists

1	Steele Stanwick (A)	1
---	---------------------	---

### Game Winning Goals

1	Jake Bernhardt (M)	1
	Joe Cummings (A)	1
	Brett Garber (M)	1
	Steele Stanwick (A)	1

### Shots

1	Chazz Woodson (A)	120
2	Joe Cummings (A)	106
3	Jim Connolly (A)	99
4	Logan Schuss (A)	88
5	Connor Martin (A)	84
6	Kyle Hartzell (D)	75
	Steele Stanwick (A)	75
8	Kiel Matisz (M)	61
9	Marcus Holman (A)	42
10	Brett Garber (M)	41

### Shots On Goal

1	Chazz Woodson (A)	73
2	Joe Cummings (A)	69
3	Jim Connolly (A)	68
4	Connor Martin (A)	63
5	Logan Schuss (A)	57
6	Steele Stanwick (A)	52
7	Kyle Hartzell (D)	40
8	Kiel Matisz (M)	38
9	Matt Casey (M)	26
10	Marcus Holman (A)	23

### Ground Balls

1	Kyle Hartzell (D)	115
2	Eric O'Brien (FO)	97
3	Max Schmidt (D)	66
4	Ray Megill (D)	50
5	Greg Bice (D)	32
6	Chad Wiedmaier (D)	30
7	Chazz Woodson (A)	27
8	Dan Groot (M)	26
9	Anthony Kelly (FO)	23
10	Stefan Schroder (G)	22

### Face Off Attempts

1	Eric O'Brien (FO)	555
2	Anthony Kelly (FO)	157
3	JJ Miller (FO)	25
4	Ray Megill (D)	21
5	Chase Carraro (M)	15
6	Jake Bernhardt (M)	4
7	Kyle Hartzell (D)	1

### Face Off Wins

1	Eric O'Brien (FO)	236
2	Anthony Kelly (FO)	77
3	Ray Megill (D)	7
4	JJ Miller (FO)	6
5	Chase Carraro (M)	3
6	Jake Bernhardt (M)	2
7	Kyle Hartzell (D)	0

### Face Off Percentage

1	Jake Bernhardt (M)	0.500
2	Anthony Kelly (FO)	0.490
3	Eric O'Brien (FO)	0.425
4	Ray Megill (D)	0.333
5	JJ Miller (FO)	0.240
6	Chase Carraro (M)	0.200
7	Kyle Hartzell (D)	0.000

### Minutes Played (Goalies)

1	Brian Phipps	810:50
2	Stefan Schroder	618:13
3	Scott Rogers	235:56
4	Johnny Rodriguez	15:00

### Wins

1	Brian Phipps	2
2	Scott Rogers	1
	Stefan Schroder	1

### Loses

1	Brian Phipps	12
2	Stefan Schroder	9
3	Scott Rogers	3

### Goals Against

1	Brian Phipps	174
2	Stefan Schroder	151
3	Scott Rogers	55
4	Johnny Rodriguez	5

### 2pt Goals Against

1	Brian Phipps	12
2	Stefan Schroder	11
3	Scott Rogers	3
4	Johnny Rodriguez	0

### Goals Against Average

1	Brian Phipps	12.88
2	Scott Rogers	13.99
3	Stefan Schroder	14.66
4	Johnny Rodriguez	20

### Saves

1	Brian Phipps	188
2	Stefan Schroder	119
3	Scott Rogers	54
4	Johnny Rodriguez	3

### Save Percentage

1	Brian Phipps	.519
2	Scott Rogers	.495
3	Stefan Schroder	.441
4	Johnny Rodriguez	.375



# RECORD BOOK

## Machine Single Season Individual Leaders

### Goals

1	Logan Schuss (A)	28	2013
2	Jim Connolly (A)	27	2012
3	Chazz Woodson (A)	24	2012
4	Connor Martin (A)	23	2012
5	Joe Cummings (A)	20	2013
6	Kiel Matisz (M)	14	2013
7	Steele Stanwick (A)	12	2013
8	Steele Stanwick (A)	11	2012
	Kyle Hartzell (D)	11	2012
10	Matt Casey (M)	10	2012

### 2pt Goals

1	Kyle Hartzell (D)	9	2012
2	Martin Connor (A)	2	2012
	Marcus Holman (A)	2	2013
4	Matt Casey (M)	1	2012
	Brett Garber (M)	1	2012
	Ray Megill (D)	1	2013
	Ray Megill (D)	1	2012
	Max Schmidt (D)	1	2012

### Assists

1	Steele Stanwick (A)	20	2013
2	Steele Stanwick (A)	17	2012
3	Chazz Woodson (A)	14	2012
4	Marcus Holman (A)	11	2013
5	Martin Connor (A)	7	2012
	Logan Schuss (A)	7	2013
7	Jim Connolly (A)	5	2012
	Joe Cummings (A)	5	2013
9	Brett Garber (M)	4	2012
	Kiel Matisz (M)	4	2013
	Matt Messina (M)	4	2012

### Points

1	Chazz Woodson (A)	38	2012
2	Logan Schuss (A)	35	2013
3	Jim Connolly (A)	32	2012
	Martin Connor (A)	32	2012
	Steele Stanwick (A)	32	2013
6	Steele Stanwick (A)	28	2012
7	Kyle Hartzell (D)	21	2012
8	Marcus Holman (A)	20	2013
9	Kiel Matisz (M)	18	2013
9	Matt Casey (M)	13	2012
10	Joe Cummings (M)	11	2012
	Dan Groot (M)	11	2012

### Penalty Minutes

1	Max Schmidt (D)	7	2012
2	Diogo Godoi (D)	6	2013
3	Chad Wiedmaier (D)	5.5	2013
4	Kyle Hartzell (D)	4	2013
	Joe Smith (D)	4	2013
6	Dan Groot (M)	3.5	2012
	Ray Megill (D)	3.5	2013
	Max Schmidt (D)	3.5	2013
9	Greg Bice (D)	3	2013
	Kyle Hartzell (D)	3	2012
	Matt Messina (M)	3	2012

### Power Play Goals

1	Jim Connolly (A)	6	2012
2	Logan Schuss (A)	5	2013
3	Kiel Matisz (M)	4	2013
4	Marcus Holman (A)	3	2013
	Kiel Matisz (M)	3	2012
6	Joe Cummings (M)	2	2013
	Joe Cummings (M)	2	2012
	Brett Garber (M)	2	2012
9	Eight Players	1	

### Power Play Assists

1	Logan Schuss (A)	5	2013
2	Steele Stanwick (A)	3	2013
	Brett Garber (M)	3	2012
4	Marcus Holman (A)	2	2013
	Steele Stanwick (A)	2	2012
	Chazz Woodson (A)	2	2012
7	Ten Players	1	

### Short Handed Goals

1	Dan Groot (M)	1	2012
	Eric O'Brien (FO)	1	2013
	Chazz Woodson (A)	1	2012

### Short Handed Assists

1	Steele Stanwick (A)	1	2012
---	---------------------	---	------

### Game Winning Goals

1	Jake Bernhardt (M)	1	2013
	Joe Cummings (A)	1	2013
	Brett Garber (M)	1	2012
	Steele Stanwick (A)	1	2012

### Shots

1	Logan Schuss (A)	88	2013
2	Chazz Woodson (A)	87	2012
3	Jim Connolly (A)	80	2012
	Joe Cummings (A)	80	2013
5	Martin Connor (A)	70	2012
6	Steele Stanwick (A)	44	2013
7	Kyle Hartzell (D)	42	2012
	Marcus Holman (A)	42	2013
9	Kiel Matisz (M)	36	2013
10	Two Players	33	

### Shots On Goal

1	Logan Schuss (A)	57	2013
2	Joe Cummings (A)	54	2013
	Chazz Woodson (A)	54	2012
4	Jim Connolly (A)	53	2012
	Connor Martin (A)	53	2012
6	Steele Stanwick (A)	32	2013
7	Matt Casey (M)	26	2012
8	Kiel Matisz (M)	24	2013
9	Kyle Hartzell (D)	23	2012
	Marcus Holman (A)	23	2013

### Ground Balls

1	Eric O'Brien (FO)	62	2013
2	Kyle Hartzell (D)	60	2012
3	Kyle Hartzell (D)	55	2013
4	Ray Megill (D)	36	2012
5	Eric O'Brien (FO)	35	2012
6	Max Schmidt (D)	33	2013
	Max Schmidt (D)	33	2012
8	Chad Wiedmaier (D)	30	2013
9	Greg Bice (D)	28	2012
10	Dan Groot (M)	26	2012

### Face Off Attempts

1	Eric O'Brien (FO)	311	2013
2	Eric O'Brien (FO)	244	2012
3	Anthony Kelly (FO)	157	2012
4	JJ Miller (FO)	25	2013
5	Ray Megill (D)	17	2012
6	Chase Carraro (M)	15	2013
7	Jake Bernhardt (M)	4	2013
	Ray Megill (D)	4	2013
9	Kyle Hartzell (D)	1	2013

### Face Off Wins

1	Eric O'Brien (FO)	129	2013
2	Eric O'Brien (FO)	107	2012
3	Anthony Kelly (FO)	77	2012
4	Ray Megill (D)	7	2012
5	JJ Miller (FO)	6	2013
6	Chase Carraro (M)	3	2013
7	Jake Bernhardt (M)	2	2013
8	Kyle Hartzell (D)	0	2013

### Face Off Percentage

1	Jake Bernhardt (M)	.500	2013
2	Anthony Kelly (FO)	.490	2012
3	Eric O'Brien (FO)	.439	2012
4	Eric O'Brien (FO)	.415	2013
5	Ray Megill (D)	.412	2012
6	JJ Miller (FO)	.240	2013
7	Chase Carraro (M)	.200	2013
8	Kyle Hartzell (D)	.000	2013

### Minutes Played (Goalies)

1	Stefan Schroder	495:00	2012
2	Brian Phipps	480:51	2013
3	Brian Phipps	330:00	2012
4	Scott Rogers	235:56	2013
4	Johnny Rodriguez	15:00	2012

### Wins

1	Brian Phipps	1	2013
	Scott Rogers	1	2013
	Brian Phipps	1	2012
	Stefan Schroder	1	2012

### Loses

1	Brian Phipps	7	2013
	Stefan Schroder	7	2012
3	Brian Phipps	5	2012
4	Scott Rogers	3	2013
5	Stefan Schroder	2	2013

### Goals Against

1	Stefan Schroder	124	2012
2	Brian Phipps	99	2013
3	Brian Phipps	75	2012
4	Scott Rogers	55	2013
5	Stefan Schroder	27	2013
6	Johnny Rodriguez	5	2012

### 2pt Goals Against

1	Stefan Schroder	11	2012
2	Brian Phipps	9	2012
3	Brian Phipps	3	2013
	Scott Rogers	3	2013



# RECORD BOOK

## Machine Single Season Individual Leaders Cont.

### Goals Against Average

1	Brian Phipps	12.35	2013
2	Stefan Schroder	13.15	2013
3	Brian Phipps	13.64	2012
4	Scott Rogers	13.99	2013
5	Stefan Schroder	15.03	2012
6	Johnny Rodriguez	20.00	2012

### Saves

1	Brian Phipps	109	2013
2	Stefan Schroder	99	2012
3	Brian Phipps	79	2012
4	Scott Rogers	54	2013
5	Stefan Schroder	19	2013
6	Johnny Rodriguez	3	2012

### Save Percentage

1	Brian Phipps	.524	2013
2	Brian Phipps	.513	2012
3	Scott Rogers	.495	2013
4	Stefan Schroder	.444	2012
5	Stefan Schroder	.413	2013
6	Johnny Rodriguez	.375	2012

## Machine Individual Single-Game Highs

### Goals:

- 5 - Logan Schuss (A) vs. Boston (6/29/13)
- 5 - Joe Cummings (A) vs. Rochester (6/15/13)
- 5 - Chazz Woodson (M) @ Rochester (7/28/12)
- 5 - Jim Connolly (A) @ Denver (7/4/12)

### Assists:

- 5 - Steele Stanwick (A) @ Denver (7/4/12)
- 4 - Chazz Woodson (M) @ Hamilton (7/13/12)
- 4 - Steele Stanwick (A) vs. Charlotte (6/23/12)
- 3 - Marcus Holman (A) @ Boston (8/3/13)
- 3 - Kiel Matisz (M) vs. Chesapeake (7/6/13)
- 3 - Steele Stanwick (A) @ Rochester (6/2/13)
- 3 - Steele Stanwick (A) @ Chesapeake (5/11/13)
- 3 - Steele Stanwick (A) @ Rochester (7/23/12)

### Points:

- 6 - Logan Schuss (A) @ Boston (8/3/13)
- 6 - Logan Schuss (A) vs. Boston (6/29/13)
- 6 - Chazz Woodson (M) @ Rochester (7/28/12)
- 6 - Steele Stanwick (A) @ Denver (7/4/12)
- 5 - Joe Cummings (A) vs. Rochester (6/15/13)
- 5 - Steele Stanwick (A) vs. Hamilton (5/23/13)
- 5 - Steele Stanwick (A) vs. Charlotte (6/23/12)
- 5 - Connor Martin (A) @ Charlotte (5/12/12)

### 2pt Goals:

- 2 - Kyle Hartzell (D) vs. Charlotte (6/23/12)
- 1 - 15 players, last:  
Marcus Holman (A) @ Hamilton (7/20/13)

### Penalty Minutes:

- 3 - Max Schmidt (D) vs. Chesapeake (7/21/12)
- 3 - Joe Smith (D) @ Rochester (7/2/13)
- 2 - Anthony Biscardi (M) @ Chesapeake (5/11/13)
- 2 - Diogo Godoi (D) vs. New York (5/18/13)
- 2 - Kyle Hartzell (D) vs. Charlotte (7/27/13)
- 2 - Matt Messina (M) @ Hamilton (7/13/12)
- 2 - Josh Porcell (M) @ Chesapeake (5/5/12)
- 2 - Max Schmidt (D) @ Hamilton (7/20/13)
- 2 - Joe Smith (D) @ Hamilton (7/13/12)
- 1.5 - Marshall Burkhardt (M) vs. Chesapeake (7/6/13)

### Power Play Goals:

- 2 - Brett Garber (M) @ Chesapeake (5/5/12)
- 1 - 28 players, last:  
Kiel Matisz (M) @ New York (8/10/13)

### Short Handed Goals:

- 1 - Chazz Woodson (A) @ Rochester (7/28/12)
- 1 - Dan Groot (M) vs. Rochester (5/19/12)
- 1 - Eric O'Brien (FO) vs. New York (5/18/13)

### Shots:

- 14 - Jim Connolly (A) @ Denver (7/4/12)
- 13 - Chazz Woodson (A) vs. Rochester (5/19/12)
- 12 - Logan Schuss (A) vs. Charlotte (7/27/13)
- 11 - Joe Cummings (A) vs. Boston (8/11/12)
- 10 - Joe Cummings (A) @ Hamilton (7/20/13)
- 10 - Joe Cummings (A) vs. Rochester (6/15/13)
- 10 - Chazz Woodson (A) @ Charlotte (5/12/12)
- 9 - Logan Schuss (A) @ New York (8/10/13)
- 9 - Logan Schuss (A) @ Hamilton (7/20/13)
- 9 - Marcus Holman (A) @ Charlotte (6/8/13)
- 9 - Logan Schuss (A) @ Rochester (6/2/13)
- 9 - Joe Cummings (A) vs. Hamilton (5/23/13)

### Shots on Goal:

- 9 - Jim Connolly (A) @ Denver (7/4/12)
- 8 - Logan Schuss (A) vs. Charlotte (7/27/13)
- 8 - Joe Cummings (A) vs. Rochester (6/15/13)
- 8 - Chazz Woodson (A) vs. Rochester (5/19/12)
- 8 - Martin Connor (A) @ Charlotte (5/12/12)
- 8 - Chazz Woodson (A) @ Charlotte (5/12/12)
- 7 - Logan Schuss (A) @ New York (8/10/13)
- 7 - Logan Schuss (A) @ Rochester (6/2/13)
- 7 - Chazz Woodson (A) vs. New York (5/18/13)

### Ground Balls:

- 11 - Kyle Hartzell (D) @ Denver (7/4/12)
- 8 - Kyle Hartzell (D) @ Rochester (7/28/12)
- 7 - Eric O'Brien (FO) @ Charlotte (6/8/13)
- 7 - Eric O'Brien (FO) vs. Rochester (6/15/13)
- 7 - Kyle Hartzell (D) vs. Rochester (6/15/13)
- 7 - Kyle Hartzell (D) vs. Charlotte (7/27/13)
- 7 - Anthony Kelly (FO) vs. Rochester (5/19/12)
- 7 - Jordan Levine (M) @ Charlotte (5/12/12)
- 7 - Ray Megill (D) @ Charlotte (5/12/12)
- 7 - Max Schmidt (D) vs. Hamilton (5/23/13)

### Face Off Attempts:

- 36 - Eric O'Brien (FO) vs. Boston (8/11/12)
- 33 - Anthony Kelly (FO) @ Charlotte (5/12/12)
- 32 - Eric O'Brien (FO) @ Boston (8/4/12)
- 30 - Anthony Kelly (FO) @ Chesapeake (5/5/12)
- 30 - Eric O'Brien (FO) vs. Long Island (6/16/12)
- 28 - Eric O'Brien (FO) @ Hamilton (7/13/12)
- 28 - Eric O'Brien (FO) @ Hamilton (7/20/13)
- 27 - Anthony Kelly (FO) vs. Rochester (5/19/12)
- 27 - Eric O'Brien (FO) @ Rochester (7/28/12)
- 27 - Eric O'Brien (FO) vs. Rochester (6/15/13)

### Face Off Wins:

- 21 - Anthony Kelly (FO) @ Charlotte (5/12/12)
- 16 - Eric O'Brien (FO) vs. Long Island (6/16/12)
- 15 - Anthony Kelly (FO) vs. Rochester (5/19/12)
- 14 - Eric O'Brien (FO) vs. Boston (8/11/12)
- 14 - Eric O'Brien (FO) vs. Rochester (6/15/13)
- 14 - Eric O'Brien (FO) @ Hamilton (7/20/13)
- 12 - Eric O'Brien (FO) vs. Chesapeake (7/21/12)
- 11 - 5 players, last:  
Eric O'Brien (FO) vs. Charlotte (7/27/13)

### Face Off Percentage (min. 5 ats):

- .786 - Eric O'Brien (FO) vs. Charlotte (6/23/12)
- .733 - Eric O'Brien (FO) @ Denver (7/4/12)
- .636 - Anthony Kelly (FO) @ Charlotte (5/12/12)
- .632 - Eric O'Brien (FO) vs. Chesapeake (7/21/12)
- .625 - Anthony Kelly (FO) vs. Denver (6/9/12)
- .600 - Eric O'Brien (FO) @ Rochester (6/2/13)
- .556 - Anthony Kelly (FO) vs. Rochester (5/19/12)
- .533 - Eric O'Brien (FO) vs. Long Island (6/16/12)
- .519 - Eric O'Brien (FO) vs. Rochester (6/15/13)

### Shots Faced:

- 36 - Brian Phipps @ Boston (8/4/12)
- 34 - Stefan Schroder @ Long Island (6/1/12)
- 33 - Scott Rodgers @ Boston (8/3/13)
- 32 - Brian Phipps @ Denver (6/22/13)
- 30 - Brian Phipps @ Hamilton (7/13/12)
- 30 - Brian Phipps vs. Chesapeake (7/6/13)
- 30 - Stefan Schroder vs. Boston (8/11/12)
- 27 - Brian Phipps @ Hamilton (7/20/13)
- 26 - 5 players, last:  
Brian Phipps @ Charlotte (6/8/13)

### Goals Against:

- 18 - Brian Phipps @ Denver (6/22/13)
- 17 - Brian Phipps @ Boston (8/4/12)
- 17 - Stefan Schroder vs. Boston (8/11/12)
- 16 - Stefan Schroder @ Denver (7/4/12)
- 15 - Brian Phipps vs. Denver (6/9/12)
- 15 - Brian Phipps vs. Charlotte (6/23/12)
- 15 - Scott Rodgers vs. Hamilton (5/23/13)
- 15 - Stefan Schroder vs. Long Island (6/16/12)
- 14 - 5 players, last:  
Scott Rodgers @ New York (8/10/13)

### 2pt Goals Against:

- 3 - Stefan Schroder @ Chesapeake (5/5/12)
- 2 - Brian Phipps vs. Charlotte (6/23/12)
- 2 - Brian Phipps vs. Chesapeake (7/21/12)
- 2 - Brian Phipps @ Boston (8/4/12)
- 2 - Stefan Schroder vs. Rochester (5/19/12)
- 2 - Stefan Schroder @ Rochester (7/28/12)
- 1 - 11 players, last:  
Scott Rodgers @ Boston (8/3/13)

### Saves:

- 22 - Scott Rodgers @ Boston (8/3/13)
- 19 - Brian Phipps @ Boston (8/4/12)
- 18 - Brian Phipps @ Hamilton (7/13/12)
- 17 - Brian Phipps vs. Chesapeake (7/21/12)
- 17 - Brian Phipps vs. Chesapeake (7/6/13)
- 17 - Stefan Schroder vs. Rochester (5/19/12)
- 15 - Brian Phipps @ Rochester (6/2/13)
- 15 - Stefan Schroder @ Long Island (6/1/12)
- 14 - 3 players, last:  
Brian Phipps @ Hamilton (7/20/13)



# RECORD BOOK

## Machine Team Single-Game Highs

### Goals:

16 - @ Boston (8/3/13)  
16 - vs. Boston (8/11/12)  
16 - vs. Rochester (5/19/12)  
15 - @ Charlotte (5/12/12)

### Assists:

10 - vs. Rochester (6/15/13)  
10 - @ Denver (7/4/12)  
8 - @ Boston (8/3/13)  
7 - @ Rochester (7/28/12)  
7 - vs. Charlotte (6/23/12)  
7 - vs. Rochester (5/19/12)

### Points:

24 - @ Boston (8/3/13)  
23 - vs. Rochester (6/15/13)  
23 - @ Denver (7/4/12)  
22 - vs. Rochester (5/19/12)  
20 - vs. Charlotte (6/23/12)  
19 - 3 times, last: vs. Boston (8/11/12)

### 2pt Goals:

3 - vs. Charlotte (6/23/12)  
2 - vs. Hamilton (7/14/12)  
1 - 12 times, last: @ Hamilton (7/20/13)

### Penalty Minutes:

7 - vs. Rochester (6/2/13)  
6.5 - @ Rochester (7/28/12)  
5.5 - vs. Chesapeake (7/6/13)  
5.5 - @ Hamilton (7/13/12)  
5 - @ New York (8/10/13)  
5 - vs. New York (5/18/13)  
5 - @ Boston (8/4/12)  
5 - @ Chesapeake (7/21/12)

### Power Play Goals:

3 - vs. Boston (8/11/12)  
3 - @ Denver (7/4/12)  
3 - vs. Denver (6/9/12)  
3 - @ Chesapeake (5/5/12)  
2 - 7 times, last: @ Boston (8/3/13)

### Short Handed Goals:

1 - vs. New York (5/18/13)  
1 - @ Rochester (7/28/12)  
1 - vs. New York (7/16/12)  
1 - vs. Rochester (5/19/12)

### Shots:

54 - @ Hamilton (7/20/13)  
54 - vs. Boston (8/11/12)  
49 - vs. Rochester (6/15/13)  
48 - @ Charlotte (5/12/12)  
47 - @ Denver (7/4/12)

### Shots on Goal:

39 - @ Charlotte (5/12/12)  
32 - @ Hamilton (7/20/13)  
28 - vs. New York (5/18/13)  
28 - vs. Charlotte (6/23/12)  
27 - vs. Hamilton (7/14/12)

### Ground Balls:

45 - @ Charlotte (5/12/12)  
42 - @ Denver (7/4/12)  
32 - @ Rochester (6/2/13)  
32 - @ Rochester (7/28/12)  
31 - vs. New York (6/16/12)

### Face Off Attempts:

36 - vs. Boston (8/11/12)  
34 - @ Charlotte (8/12/12)  
33 - @ Denver (7/4/12)  
33 - @ New York (6/1/12)  
33 - @ Chesapeake (5/5/12)

### Face Off Wins:

21 - @ Denver (7/4/12)  
21 - vs. Charlotte (6/23/12)  
21 - @ Charlotte (5/12/12)  
16 - vs. New York (6/16/12)  
16 - vs. Denver (6/9/12)  
15 - vs. Rochester (5/19/12)

### Face Off Percentage:

.656 - vs. Charlotte (6/23/12)  
.636 - @ Denver (7/4/12)  
.632 - vs. Chesapeake (7/21/12)  
.619 - @ Chesapeake (5/11/13)  
.618 - @ Charlotte (5/12/12)  
.615 - vs. Denver (6/9/12)

### Shots Faced:

36 - @ Boston (8/4/12)  
34 - @ New York (6/1/12)  
33 - @ Boston (8/3/13)  
32 - @ Denver (6/22/13)

### Goals Against:

23 - @ Chesapeake (5/5/12)  
20 - @ New York (6/1/12)  
19 - @ Denver (6/22/13)  
19 - @ Boston (8/4/12)

### 2pt Against:

4 - @ Chesapeake (5/5/12)  
2 - 6 times, last: @ Boston (8/4/12)

### Saves:

22 - @ Boston (8/3/13)  
19 - @ Boston (8/4/12)  
18 - @ Hamilton (7/13/12)  
17 - 4 times, last: vs. Chesapeake (7/6/13)

### Loses:

2012 Stefan Schroder 7  
2013 Brian Phipps 7

### Goals Against:

2012 Stefan Schroder 124  
2013 Brian Phipps 99

### 2pt Goals Against:

2012 Stefan Schroder 11  
2013 Brian Phipps 3

## Yearly Leaders

### Goals:

2012 Jim Connolly (A) 27  
2013 Logan Schuss (A) 28

### 2pt Goals:

2012 Kyle Hartzell (D) 9  
2013 Marcus Holman (A) 2

### Assists:

2012 Steele Stanwick (A) 17  
2013 Steele Stanwick (A) 20

### Points:

2012 Chazz Woodson (A) 38  
2013 Logan Schuss (A) 35

### Penalty Minutes:

2012 Max Schmidt (D) 7  
2013 Diogo Godoi (D) 6

### Power Play Goals:

2012 Jim Connolly (A) 6  
2013 Logan Schuss (A) 5

### Power Play Assists:

2012 Brett Garber (M) 3  
2013 Logan Schuss (A) 5

### Short Handed Goals:

2012 Groot (M)/Woodson 1  
2013 Eric O'Brien (FO) 1

### Short Handed Assists:

2012 Steele Stanwick (A) 1  
2013 N/A --

### Game Winning Goals:

2012 Garber (M)/Stanwick (A) 1  
2013 Bernhardt (M)/ Cummings (A) 1

### Shots:

2012 Chazz Woodson (A) 87  
2013 Logan Schuss (A) 88

### Shots On Goal:

2012 Chazz Woodson (A) 54  
2013 Logan Schuss (A) 57

### Ground Balls:

2012 Kyle Hartzell (D) 60  
2013 Eric O'Brien (FO) 62

### Face Off Attempts:

2012 Eric O'Brien (FO) 244  
2013 Eric O'Brien (FO) 311

### Face Off Wins:

2013 Eric O'Brien (FO) 129  
2012 Eric O'Brien (FO) 107

### Face Off Percentage (min. 10 atts.):

2012 Anthony Kelly (FO) .490  
2013 Eric O'Brien (FO) .415

## Yearly Leaders - Goalies

### Minutes Played (Goalies):

2012 Stefan Schroder 495:00  
2013 Brian Phipps 480:51

### Wins:

2013 Phipps/Rogers 1  
2012 Phipps/Schroder 1

### Goals Against Average:

2012 Brian Phipps 13.64  
2013 Brian Phipps 12.35

### Saves:

2012 Stefan Schroder 99  
2013 Brian Phipps 109

### Save Percentage:

2013 Brian Phipps .524  
2012 Brian Phipps .513



# RECORD BOOK

## Opponent Individual Single-Game Highs

### Goals:

- 6 - Chris Bocklet (A) @ Denver (6/22/13)
- 5 - Eric Lusby (A) @ Charlotte (6/8/13)
- 5 - Kevin Crowley (M) vs. Hamilton (5/23/13)
- 5 - Brian Langtry (M) @ Long Island (6/1/12)

### Assist:

- 5 - Ryan Boyle (A) @ Boston (8/4/12)
- 4 - Cody Jamison (A) @ Hamilton (7/12/13)
- 4 - Ryan Boyle (A) vs. Boston (8/11/12)
- 4 - Matt Gibson (A) @ Long Island (6/1/12)

### Points:

- 13 - Kyle Dixon (M) @ Chesapeake (5/5/12)
- 8 - Matt Striebel (M) @ Rochester (7/28/13)
- 7 - Chris Bocklet (A) @ Denver (6/22/13)
- 7 - Joe Walters (M) vs. Hamilton (5/23/13)
- 7 - Josh Amidon (M) @ Charlotte (5/12/12)
- 7 - Stephen Berger (M) @ Charlotte (5/12/12)
- 6 - 7 players, last:  
Rob Pannell (A) @ New York (8/10/13)

### 2pt Goals:

- 3 - Kyle Dixon (M) @ Chesapeake (5/5/12)
- 2 - Matt Striebel (M) @ Rochester (7/28/13)

### Penalty Minutes:

- 7 - Mike Manley (D) @ Rochester (6/2/13)
- 3 - Stephen Keogh (A) vs. Hamilton (5/23/13)
- 3 - Greg Gurenlian (M) vs. Long Island (6/16/12)
- 2 - 11 players, last:  
Brian Spallina (D) vs. Chesapeake (7/6/13)

### Power Play Goals:

- 2 - Jordan McIntosh (M) @ Rochester (6/2/13)
- 2 - Matt Striebel (M) @ Rochester (7/28/12)
- 2 - Brian Carroll (M) @ Charlotte (5/12/12)
- 2 - Kyle Dixon (M) @ Chesapeake (5/5/12)

### Short Handed Goals:

- 1 - Tommy Palasek (A) vs. Long Island (6/16/12)
- 1 - Matt Abbott (M) @ Chesapeake (5/5/12)

### Shots:

- 15 - Brendan Mundorf (A) vs. Denver (5/4/13)
- 13 - Stephen Peyser (M) @ Long Island (6/1/12)
- 12 - Brian Langtry (M) @ Long Island (6/1/12)
- 11 - Chris Bocklet (A) @ Denver (6/22/13)
- 11 - Matt Danowski (A) @ Charlotte (6/8/13)
- 11 - Matt Danowski (A) vs. Charlotte (6/23/12)
- 10 - 10 players, last:  
Rob Pannell (A) @ New York (8/10/13)

### Shots on Goal:

- 9 - Stephen Peyser (M) @ Long Island (6/1/12)
- 8 - Kevin Buchannan (A) @ Boston (8/3/13)
- 8 - Christ Bocklet (A) @ Denver (6/22/13)
- 8 - Matt Danowski (A) @ Charlotte (6/8/13)
- 8 - Brian Langtry (M) @ Long Island (6/1/12)
- 8 - Steven Brooks (M) @ Chesapeake (5/5/12)
- 7 - 12 players, last:  
Will Manny (A) @ Boston (8/3/13)

### Ground Balls:

- 13 - Chris Eck (M) @ Boston (8/4/12)
- 12 - Greg Gurenlian (M) @ Long Island (6/1/12)
- 10 - Greg Gurenlian (M) @ New York (8/10/13)
- 10 - Anthony Kelly (M) @ Denver (6/22/13)
- 10 - John Ortolani (M) vs. Boston (8/11/12)
- 9 - Chris Eck (M) @ Boston (8/3/13)
- 9 - Chris Eck (M) vs. Boston (7/29/13)
- 9 - Tim Fallon (M) @ Charlotte (6/8/13)

### Face off Attempts:

- 36 - John Ortolani (M) vs. Boston (8/11/12)
- 34 - Andrew Hennessey (M) @ Charlotte (5/12/13)
- 33 - Greg Gurenlian (M) @ Long Island (6/1/12)
- 33 - Adam Rand (M) @ Chesapeake (5/5/12)
- 32 - Chris Eck (M) @ Boston (8/4/12)
- 29 - Chris Eck (M) @ Boston (8/3/13)
- 28 - 6 games, last:  
Greg Gurenlian (M) @ New York (8/10/13)

### Face off Wins:

- 24 - Chris Eck (M) @ Boston (8/4/12)
- 22 - John Ortolani (M) vs. Boston (8/11/12)
- 22 - Greg Gurenlian (M) @ Long Island (6/1/12)
- 22 - Adam Rand (M) @ Chesapeake (5/5/12)
- 21 - Greg Gurenlian (M) @ New York (8/10/13)
- 21 - Chris Eck (M) @ Boston (8/3/13)
- 20 - Matt Dolente (M) @ Hamilton (7/13/12)
- 19 - Anthony Kelly (M) @ Denver (6/22/13)
- 19 - Matt Dolente (M) vs. Hamilton (7/14/12)

### Face off Percentage (min. 5 ats):

- .800 - Stephen Robarge (M) vs. Denver (5/4/13)
- .769 - Bobby Dattilo (M) @ Rochester (7/28/12)
- .750 - Greg Gurenlian (M) @ New York (8/10/13)
- .750 - Chris Eck (M) @ Boston (8/4/12)
- .724 - Chris Eck (M) @ Boston (8/3/13)
- .714 - Matt Dolente (M) @ Hamilton (7/13/12)
- .703 - Anthony Kelly (M) @ Denver (6/22/13)

### Shots Faced:

- 38 - Joey Galloway (G) vs. Rochester (6/15/13)
- 32 - Dillon Ward (G) @ Hamilton (7/20/13)
- 30 - Joe Marra (G) @ Charlotte (5/12/12)
- 28 - Jordan Burke (G) @ Boston (8/3/13)
- 28 - Adam Ghitelman (G) vs. Charlotte (6/23/12)
- 27 - Drew Adams (G) @ New York (8/10/13)
- 27 - Drew Adams (G) vs. New York (5/18/13)

### Goals Against:

- 16 - Jordan Burke (G) @ Boston (8/3/13)
- 16 - Jordan Burke (G) vs. Boston (8/11/12)
- 13 - Joey Galloway (G) vs. Rochester (6/15/13)
- 13 - Adam Ghitelman (G) vs. Charlotte (6/23/12)

### 2pt Against:

- 3 - Adam Ghitelman (G) vs. Charlotte (6/23/12)
- 2 - Scott Rodgers (G) vs. Hamilton (7/14/12)
- 1 - 12 players, last:  
Dillon Ward (G) @ Hamilton (7/20/13)

### Saves:

- 25 - Joey Galloway (G) vs. Rochester (6/15/13)
- 21 - Dillon Ward (G) @ Hamilton (7/20/13)
- 20 - Drew Adams (G) vs. New York (5/18/13)
- 19 - Joe Marra (G) @ Charlotte (5/12/12)
- 17 - Scott Rodgers (G) vs. Hamilton (7/14/12)
- 16 - 3 players, last:  
Drew Adams (G) @ New York (8/10/13)

## Opponent Team Single-Game Highs

### Goals:

- 23 - @ Chesapeake (5/5/12)
- 20 - @ Long Island (New York) (6/1/12)

### Assists:

- 13 - @ Charlotte (5/12/12)
- 11 - vs. Long Island (New York) (6/16/12)

### Points:

- 36 - @ Chesapeake (5/5/12)
- 33 - @ Charlotte (5/12/12)

### 2 Point Goals:

- 4 - @ Chesapeake (5/5/12)
- 2 - 6 times, last @ Boston (8/4/12)

### Penalty Minutes:

- 10 - @ Rochester (6/2/13)
- 7 - vs. Long Island (New York) (7/16/12)

### Power Play Goals:

- 4 - 2 games, last @ Charlotte (5/12/12)
- 3 - 2 games, last @ Rochester (6/2/13)

### Short-Handed Goals:

- 1 - @ Long Island (New York) (6/16/12)
- 1 - @ Charlotte (5/5/12)

### Shots:

- 57 - @ Long Island (New York) (6/1/12)
- 56 - @ Boston (8/4/12)

### Shots on Goal:

- 36 - @ Boston (8/4/12)
- 34 - @ New York (6/1/12)

### Ground Balls:

- 45 - @ Hamilton (7/13/12)
- 43 - @ Long Island (New York) (6/1/12)

### Face Off Attempts:

- 36 - vs. Boston (8/11/12)
- 34 - @ Charlotte (8/12/12)

### Face Off Wins:

- 24 - @ Boston (8/4/12)
- 22 - 4 times, last: @ Boston (8/3/13)

### Face Off Percentage:

- .750 - @ New York (8/11/13)
- .750 - @ Boston (8/4/12)

### Shots Faced:

- 54 - @ Hamilton (7/20/13)
- 54 - vs. Boston (8/11/12)
- 49 - vs. Rochester (6/15/13)

### Goals Against:

- 16 - @ Boston (8/3/13)
- 16 - vs. Boston (8/11/12)
- 16 - vs. Rochester (5/19/12)
- 15 - @ Charlotte (5/12/12)

### 2pt Goals Against:

- 3 - vs. Charlotte (6/23/12)
- 2 - vs. Hamilton (7/14/12)
- 1 - 12 games, last: @ Hamilton (7/20/13)

### Saves:

- 25 - vs. Rochester (6/15/13)
- 25 - @ Charlotte (5/12/12)
- 21 - @ Hamilton (7/20/13)



# The League



## Major League Lacrosse

20 Guest Street • Suite 125  
Boston, MA 02135  
Phone: (617) 746-9933  
Fax: (617) 746-9988  
www.majorleaguelacrosse.com

### Major League Lacrosse Directory:

**Commissioner:** Dave Gross  
**Sponsorship Fulfillment, Special Events & IP Manager:** Kerry Pucillo  
**Broadcast & Digital Media Manager:** Chris Day  
**Lacrosse Operations Manager:** Colin Keane  
**Marketing and Public Relations Manager:** Marco Rosa  
**Multimedia Specialist:** Ryan Sweeney  
**League Accountant:** Amy Saulen  
**Marketing Consultant:** Alex Fitzpatrick  
**Graphic Designer:** Cassie Watson

### Media Contact:

Marco Rosa, marco.rosa@majorleaguelacrosse.com

## About MLL

### BACKGROUND:

During the summer of 1998, Jake “Body By Jake” Steinfeld was inspired to start a professional outdoor lacrosse league after reading a magazine article about the growth of the sport of lacrosse. Steinfeld sought out a contributor to the article, Owner and President of Warrior Lacrosse Dave Morrow, a leading lacrosse equipment manufacturer, to discuss the formation of such a league.

In February 1999, Steinfeld and Morrow joined forces with Steinfeld’s friend and business associate Tim Robertson, Chairman of Bay Shore Enterprises and former CEO of the Family Channel, to form Major League Lacrosse, LLC, a Virginia limited liability company. In 2003, New Balance Athletic Shoe Inc. came on board as a Founding Member of Major League Lacrosse, as well as an Anchor Level League Sponsor.

Major League Lacrosse began play in 2001 to capitalize on the growing demand for world-class field lacrosse driven by dramatic growth in the U.S. lacrosse market. The MLL was praised and heralded for its on-field play, regarded as the best ever seen. With a year-on-year attendance increase, Major League Lacrosse has continued to lead the sport of lacrosse into the mainstream of competitive team sports.

### OUR TEAMS:

MLL is comprised of eight teams across the U.S. and Canada. The Boston Cannons, Chesapeake Bayhawks (formerly Baltimore and Washington), New York Lizards (formally Long Island) and Rochester Rattlers are original teams starting in 2001. The Denver Outlaws began play in 2006 as part of the League’s western expansion. The Hamilton Nationals (formerly Toronto) joined MLL in 2009 as the League’s first international team. The Charlotte Hounds and Ohio Machine began play in 2012 as a part of the League’s expansion initiative to have 16 teams in the next decade. In 2013, the League announced the placement of a team in South Florida that will begin play in 2014, replacing the Hamilton

Nationals who are sitting out the season. Current teams include:

Boston Cannons	Florida Launch
Charlotte Hounds	New York Lizards
Chesapeake Bayhawks	Ohio Machine
Denver Outlaws	Rochester Rattlers

### OUR PLAYERS:

Major League Lacrosse boasts the best 230 lacrosse players in the world. They hail from some of the top academic institutions including Princeton, Johns Hopkins, Syracuse, Duke, and Virginia. MLL icons include Casey Powell, Jesse Hubbard, John Grant Jr., Mark Millon and Brodie Merrill.

The League also features current stars in lacrosse such as Paul Rabil, Ned Crotty, Brendan Mundorf, Brodie Merrill, Rob Pannell, Steele Stanwick and Matt Danowski.

### OUR SEASON:

The 2014 Major League Lacrosse season consists of a total of 56 regular season games running from April to August with the following league-run special events: The Major League Lacrosse Collegiate Draft (January 10), MLL All-Star Weekend (June 26), and the MLL Championship Game (August 23). The fourteenth season of MLL action begins April 26, 2014.

### OUR GAME:

Major League Lacrosse has implemented some innovative dynamics to the traditional game of field lacrosse that bring the sport into the next millennium. MLL rule changes include the addition of a two-point goal line located 16 yards from each goal and a 60-second shot clock.

### SPONSORSHIP:

A full range of integrated sponsorship packages are available. Partnerships can include league/team category exclusivity, special events rights, corporate branding on player uniforms, national TV commercial units and in-game TV features, field signage, SLASH Magazine ads, web site banners, tickets/hospitality, game footage, photo usages, player appearances, customized activation, and cross-promotional programs.

### TELEVISION:

#### Past Seasons

ESPN2 has been the national television home of Major League Lacrosse since 2003, when the two parties agreed on a two-year commitment. In 2004, ESPN aired the New Balance Championship Game, making it the first live national telecast of a Major League Lacrosse competition. Today, MLL and ESPN’s relationship is the longest commitment that any television outlet has given to a lacrosse entity.

The partnership between the MLL and ESPN continued to grow when on June 9, 2007, ESPN360.com, ESPN’s signature broadband network, streamed its first MLL game live from Sports Authority Field at Mile High. ESPN360.com went on to stream five more MLL events that season. In 2008, all 64 MLL games, including the All-Star game, both, Semi-Finals, and the NB ZIP MLL Championship Game were streamed live on ESPN360.com. After airing live, the games were archived on the website for a period of one week.

In 2008, MLL licensed its broadcast and digital media rights to Lax United Marketing (LUM). The 2008 season also marked the first time in League history that every regular season MLL game was broadcast live on regional sports networks throughout the country. Lax United Marketing syndicated every game not available on ESPN2, including the second MLL Semi-Final from Boston to top regional sports networks such as Comcast Sports Net, Fox Sports Net, Cox Sports, Time Warner Cable, Charter Communications, Brighthouse, Charter Sports and CN8.

In 2010, ESPN2 aired a total of 6 MLL games, including live broadcasts of the All-Star Game (July 8) from Boston, as well as the first Semi-Final game (August 21) and the MLL Championship Game presented by Warrior (August 22) from Annapolis.

In 2011, all 36 regular season games in addition to the 2011 Sports Authority MLL All-Star Game (July 9) and the 2011 Sports Authority MLL Championship Weekend presented by Warrior (August 27 and 28), were broadcast in syndication. Every MLL game was streamed live on ESPN3.com in HD, and a total of six MLL games including the All-Star Game and the Championship Weekend were broadcast live on ESPN2.

In 2012, MLL announced a major television agreement with CBS Sports Network that brought 14 live games in HD to CBS along with all 18 episodes of “Inside the MLL.” Six games also aired live on ESPN2, bringing the total number of nationally televised live games to 20 last season. ESPN3 also streamed 46 live games on ESPN3.com.

In 2013, MLL recently announced an increase to their television agreement with CBS Sports Network that brought 20 live games, up from 14 in 2012, in HD to CBS along with all 18 episodes of “Inside the MLL,” the league’s 30-minute magazine show. Additionally, six games were aired live on ESPN2, which brought the total number of nationally televised live games to 26 in the 2013 season.

### This Season

In 2014, MLL announced a record-high 24 live games to the CBS Sports Network. The league will also broadcast 20 games on ESPN3 and 16 games on YouTube.



# OPPONENTS



## Boston Cannons

214 Lincoln Street • Suite 320  
 Allston, MA 02134  
 (617) 746-9933  
 www.bostoncannons.com

### 2014 Ohio Machine Schedule vs. Boston Cannons:

Friday, June 6 vs. Boston - Selby Stadium - 8 p.m.  
 Saturday, June 21 at Boston - 8 p.m.

### Stadium:

Harvard Stadium  
 65 North Harvard Street  
 Boston, MA 02163

### Boston Cannons Coaching Staff:

**Head Coach:** John Tucker  
**Assistant Coach:** Tom Slate  
**Assistant Coach:** Jim Murphy  
**Assistant Coach:** Andrew Pons

**Head Athletic Trainer:** Adam Thomas  
**Team Chiropractor:** Abbie Zubiel  
**Director, Sports Performance:** Mark Cinelli  
**Head Equipment Manager:** Mike Fox

### Boston Cannons Team Directory:

**Majority Owner:** Rob Hale  
**Vice President & General Manager:** Kevin Barney  
**Director, Corporate Partnerships:** Sara Berry  
**Manager, Marketing & Communications:** Katherine Donnelly  
**Director, Ticket Sales:** Joe Shannon  
**Manager, Ticket Sales:** Brian Krol  
**Account Executives:** Amelia Santos, Griffin Kirkwood, Matthew Northrup, Matthew Ryan

### Boston Cannons Team Information:

**First Season:** 2001  
**Home Field:** Harvard Stadium  
**Playoff Appearances:** 2001, 2002, 2003, 2004, 2005, 2006, 2009, 2010, 2011, 2012  
**MLL Championships:** 2011

### Media Contact:

Katherine Donnelly, kdonnelly@bostoncannons.com

### All-Time Series vs. Boston: 1-3 (Ohio 0-2 @ home, 1-1 @ Boston)

Date	Site	W-L	Score
8/4/12	Boston	L	13-19
8/11/12	Ohio	L	16-18
6/29/13	Ohio	L	10-13
8/3/13	Boston	W	16-12

### All-Time Series Totals:

Machine	Stat	Cannons
52	Goals	58
3	2pt Goals	4
23	Assists	27
78	Points	89
102	Ground Balls	119
97	Shots on Goal	121
40	Faceoff Wins	84
15	Pen. Mins	14.5
6	PPG	4
0	SHG	0

### 2013 Cannons Season Leaders:

<b>Points</b>	Paul Rabil, 54
<b>Goals</b>	Paul Rabil, 32
<b>Assists</b>	Paul Rabil, 19
<b>2pt Goals</b>	Paul Rabil, 3
<b>Ground Balls</b>	Chris Eck, 113
<b>Shots</b>	Paul Rabil, 142
<b>Shots on Goal</b>	Paul Rabil, 99
<b>PPG</b>	Kevin Buchanan, 6
<b>PPA</b>	Paul Rabil, 4
<b>Penalty Mins.</b>	Jon Hayes, 9.5
<b>GAA</b>	Eric Hagarty, 10.08
<b>Saves</b>	Jordan Burke, 170
<b>Save %</b>	Eric Hagarty, .700

### 2013 Cannons Faceoffs:

	Wins	Atts.	FO%
Chris Eck	233	389	.599
Craig Bunker	7	12	.583
Chris Mattes	7	28	.250
Pat Heim	1	2	.500
<b>TOTALS</b>	<b>248</b>	<b>431</b>	<b>.575</b>

### 2013 Ohio Machine Player Statistics vs. Boston Cannons

#	PLAYER	POS	GP	G	2ptG	A	PTS	PLM	PPG	PPA	SHG	SHA	GWG	FG	OTG	UAG	ENG	SHOT	SPECT	SOG				
20	Schuss, Logan	A	2	9	0	3	12	0	0	3	0	0	0	0	0	0	3	0	0	0	0	13	.692	10
6	Stawick, Steele	A	2	2	0	4	6	0	0	0	0	0	0	0	0	0	0	0	0	0	0	10	.200	6
2	Holman, Marcus	A	2	2	0	3	5	0	2	0	0	0	0	0	0	1	0	0	0	0	0	8	.250	4
46	Matisz, Kiel	M	2	4	0	0	4	1	1	0	0	0	0	0	1	0	3	0	7			7	.571	6
33	Berhardt, Jake	M	2	3	0	0	3	5	0	0	0	0	0	1	0	0	1	0	8			8	.375	5
10	O'Brien, Eric	FO	2	2	0	0	2	5	0	0	0	0	0	0	0	2	0	3				6	.667	2
32	Carraro, Chase	M	2	1	0	1	2	1	0	0	0	0	0	0	0	1	0	6				6	.167	4
24	Doming, Greg	M	1	0	0	2	2	0	0	0	0	0	0	0	0	0	0	1				1	.000	1
21	Conolly, Jim	A	1	1	0	0	1	0	0	0	0	0	0	0	0	1	0	2				2	.500	1
12	Megill, Ray	D	1	1	1	0	1	1	0	0	0	0	0	0	0	1	0	1				1	1.000	1
19	Cummings, Joe	A	2	0	0	0	0	0	0	0	0	0	0	0	0	0	0	7				7	.000	5
42	Rodgers, Scott	G	1	0	0	0	0	0	0	0	0	0	0	0	0	0	0	0				0	.000	0
28	Burkhardt, Marshall	M	2	0	0	0	0	0	0	0	0	0	0	0	0	0	0	0				0	.000	0
16	Smith, Joe	D	1	0	0	0	0	0	0	0	0	0	0	0	0	0	0	0				0	.000	0
30	Phillips, Brian	G	1	0	0	0	0	0	0	0	0	0	0	0	0	0	0	0				0	.000	0
23	Alexander, Dominiq	M	1	0	0	0	0	0	0	0	0	0	0	0	0	0	0	1				1	.000	0
15	Reseatari, Joe	A	1	0	0	0	0	0	0	0	0	0	0	0	0	0	0	3				3	.000	1
1	Woodson, Chazz	A	1	0	0	0	0	0	0	0	0	0	0	0	0	0	0	1				1	.000	1
18	Godol, Digo	D	1	0	0	0	0	1	0	0	0	0	0	0	0	0	0	0				0	.000	0
8	Schmidt, Max	D	2	0	0	0	0	0	0	0	0	0	0	0	0	0	0	0				0	.000	0
44	Reilly, Gerry	M	1	0	0	0	0	0	0	0	0	0	0	0	0	0	0	0				0	.000	0
44	Bice, Greg	D	1	0	0	0	0	5	0	0	0	0	0	0	0	0	0	0				0	.000	0
55	Widmaier, Chad	D	2	0	0	0	0	1	0	0	0	0	0	0	0	0	0	0				0	.000	0
81	Hartzell, Kyle	D	2	0	0	0	0	0	0	0	0	0	0	0	0	0	0	0				2	.000	1
	<b>TOTALS</b>		<b>2</b>	<b>25</b>	<b>1</b>	<b>13</b>	<b>38</b>	<b>6</b>	<b>5</b>	<b>3</b>	<b>0</b>	<b>0</b>	<b>1</b>	<b>2</b>	<b>0</b>	<b>12</b>	<b>0</b>	<b>73</b>				<b>73</b>	<b>.342</b>	<b>48</b>

#	GOALIE	GP	MIN	W	L	SO	GA	2ptGA	GAA	SAVES	SPECT
42	Rodgers, Scott	1	60:00	1	0	0	11	1	11.00	22	.667
30	Phillips, Brian	1	60:00	0	1	0	13	0	13.00	9	.409
	<b>TOTALS</b>	<b>2</b>		<b>1</b>	<b>1</b>	<b>0</b>	<b>24</b>	<b>1</b>	<b>12.00</b>	<b>31</b>	<b>.564</b>

### 2013 Boston Cannons Player Statistics vs. Ohio Machine

#	PLAYER	POS	GP	G	2ptG	A	PTS	PLM	PPG	PPA	SHG	SHA	GWG	FG	OTG	UAG	ENG	SHOTS	SPECT	SOG				
18	Flint, Cameron	M	2	4	0	4	8	0	1	0	0	0	0	0	0	0	4	0	7			7	.571	7
0	Manny, Will	A	2	5	0	2	7	0	0	1	0	0	0	0	0	0	2	0	12			12	.417	9
41	Stone, Mike	M	2	4	0	1	5	0	1	0	0	0	0	0	0	0	4	0	7			7	.571	5
7	Poskay, Matt	M	2	3	0	0	3	0	1	0	0	0	0	0	0	0	1	0	8			8	.375	4
27	Buchanan, Kevin	A	2	3	1	0	3	0	1	0	0	0	0	0	0	0	0	0	16			16	.188	10
10	Berger, Stephen	M	1	3	0	0	3	0	0	0	0	0	0	0	0	0	3	0	6			6	.500	6
14	Boyle, Ryan	A	2	1	0	2	3	0	0	0	0	0	0	0	0	0	0	0	4			4	.250	1
99	Rabil, Paul	M	2	1	0	0	1	0	0	0	0	0	0	0	0	0	1	15				15	.067	9
77	Sweeney, Kyle	D	2	0	0	0	0	0	0	0	0	0	0	0	0	0	0	0	0			0	.000	0
58	Bowes, Martin	M	1	0	0	0	0	0	0	0	0	0	0	0	0	0	0	0	0			0	.000	0
2	Ratliff, Scott	D	2	0	0	0	0	.5	0	0	0	0	0	0	0	0	0	0	0			0	.000	0
37	Farrell, Brian	D	1	0	0	0	0	0	0	0	0	0	0	0	0	0	0	0	2			2	.000	2
28	Adams, Brent	M	2	0	0	0	0	0	0	0	0	0	0	0	0	0	0	0	4			4	.000	1
	Pages, Ricky	D	1	0	0	0	1	0	0	0	0	0	0	0	0	0	0	0	0			0	.000	0
5	Burke, Jordan	G	2	0	0	0	0	0	0	0	0	0	0	0	0	0	0	0	0			0	.000	0
58	Coppersmith, Lee	M	1	0	0	0	0	0	0	0	0	0	0	0	0	0	0	0	1			1	.000	0
1	Ricci, PT	D	1	0	0	0	0	0	0	0	0	0	0	0	0	0	0	0	0			0	.000	0
3	Heim, Pat	M	1	0	0	0	.5	0	0	0	0	0	0	0	0	0	0	0	1			1	.000	0
11	Smalley, Matthew	M	1	0	0	0	0	0	0	0	0	0	0	0	0	0	0	0	0			0	.000	0
85	Bellisle, Mitch	D	2	0	0	0	0	1	0	0	0	0	0	0	0	0	0	0	0			0	.000	0
24	Eck, Chris	FO	2	0	0	0	0	1	0	0	0	0	0	0	0	0	0	0	1			1	.000	1
32	Hayes, Jon	M	2	0	0	0	0	2	0															

# OPPONENTS



## Charlotte Hounds

210 E Trade Street • E-482  
Charlotte, NC 28202  
Phone: (704) 206-1515  
www.charlottehounds.com

### 2014 Ohio Machine Schedule vs. Charlotte Hounds:

Saturday, April 26 at Charlotte - 7 p.m.

Saturday, July 19 vs. Charlotte - Selby Stadium - 7 p.m.

### Stadium:

American Legion Memorial Stadium  
310 North Kings Drive  
Charlotte, NC 28204

### Charlotte Hounds Coaching Staff:

**Head Coach:** Mike Cerino  
**Assistant Coach:** Tom Carmean  
**Assistant Coach:** Chris Schiller  
**Assistant Coach:** Brad Touma  
**Advance Scout:** Drew Delaney

**Athletic Trainer:** Rebecca Rich  
**Athletic Trainer:** Crissi Harrison  
**Strength & Conditioning Coach:** Nick Stevens  
**Equipment Manager:** Jim Galloway

### Charlotte Hounds Team Directory:

**President & Managing Partner:** Jim McPhilliamy  
**Vice President & General Manager:** Wade Leaphart  
**Manager, Community Relations:** Kristy Boyles  
**Manager, Business & Ticket Operations:** Corbin Nyeste  
**Ticket Sales Associate:** David Huson  
**Game day Communications:** Jillian Fay

### Charlotte Hounds Team Information:

**First Season:** 2012  
**Home Field:** American Legion Memorial Stadium  
**Playoff Appearances:** 2013  
**MLL Championships:** N/A

### Media Contact:

Jillian Fay, jfay@charlottehounds.com

### All-Time Series vs. Charlotte: 0-4

(Ohio 0-2 @ home, 0-2 @ Charlotte)

Date	Site	W-L	Score
5/12/12	Charlotte	L	15-18
6/23/12	Ohio	L	16-17
6/8/13	Charlotte	L	7-13
7/27/13	Ohio	L	10-13

### All-Time Series Totals:

Machine	Stat	Hounds
44	Goals	55
4	2pt Goals	6
21	Assists	30
69	Points	91
119	Ground Balls	117
108	Shots on Goal	102
64	Faceoff Wins	50
10.5	Pen. Mins	11
4	PPG	6
0	SHG	0

### 2013 Hounds Season Leaders:

<b>Points</b>	Matt Danowski, 49
<b>Goals</b>	Matt Danowski, 33
<b>Assists</b>	Danowski/Young, 10
<b>2pt Goals</b>	Matt Danowski, 6
<b>Ground Balls</b>	Tim Fallon, 104
<b>Shots</b>	Matt Danowski, 124
<b>Shots on Goal</b>	Matt Danowski, 84
<b>PPG</b>	Peet Poillon, 4
<b>PPA</b>	Danowski/Poillon/Wimer, 2
<b>Penalty Mins.</b>	Joe Cinosky, 14.5
<b>GAA</b>	Adam Ghitelman, 12.10
<b>Saves</b>	Adam Ghitelman, 156
<b>Save %</b>	Adam Ghitelman, .497

### 2013 Hounds Faceoffs:

	Wins	Atts.	FO%
Tim Fallon	164	362	.453
Geoff Snider	26	45	.578
Brett Schmidt	2	2	1.000
Ryan Flanagan	0	2	.000
<b>TOTALS</b>	<b>192</b>	<b>411</b>	<b>.467</b>

### 2013 Ohio Machine Player Statistics vs. Charlotte Hounds

#	PLAYER	POS	GP	G	2ptG	A	PTS	PLM	PPG	PPA	SHG	SHA	GWG	FG	OTG	UAG	ENG	SHOTS	SPCT	SOG
20	Schuss, Logan	A	2	5	0	1	6	0	1	0	0	0	0	0	1	0	20	1	.250	14
19	Cummings, Joe	A	2	3	0	2	5	0	0	0	0	0	0	0	0	3	10	0	.300	8
6	Stanwick, Steele	A	2	1	0	4	5	0	0	0	0	0	0	0	0	0	0	2	.500	1
2	Holman, Marcus	A	2	2	0	1	3	5	0	0	0	0	0	0	1	0	12	0	.167	4
46	Matisz, Kiehl	M	2	2	0	0	2	5	0	0	0	0	0	0	1	0	0	9	.222	4
	Garber, Brett	M	1	1	0	0	1	0	0	0	0	0	0	0	0	0	1	1,000	1	
1	Woodson, Chazz	A	1	1	0	0	1	0	0	0	0	0	0	0	0	1	0	2	.500	1
11	Ledwick, Jeff	M	1	1	0	0	1	0	0	0	0	0	0	0	0	0	3	.333	1	
81	Hartzell, Kyle	D	2	1	0	0	1	2	5	0	0	0	0	0	0	1	0	5	.200	2
44	Bice, Greg	D	1	0	0	1	1	0	0	0	0	0	0	0	0	0	0	0	.000	0
24	Downing, Greg	M	1	0	0	1	1	0	0	0	0	0	0	0	0	0	1	.000	1	
42	Rodgers, Scott	G	1	0	0	0	0	0	0	0	0	0	0	0	0	0	0	0	.000	0
33	Berhardt, Jake	M	1	0	0	0	5	0	0	0	0	0	0	0	0	0	1	.000	0	
10	Obrien, Eric	FO	2	0	0	0	0	0	0	0	0	0	0	0	0	0	2	.000	0	
16	Smith, Joe	D	1	0	0	0	0	0	0	0	0	0	0	0	0	0	0	0	.000	0
30	Phillips, Brian	G	2	0	0	0	1	0	0	0	0	0	0	0	0	0	0	0	.000	0
23	Alexander, Dominiq	M	2	0	0	0	0	0	0	0	0	0	0	0	0	0	0	0	.000	0
17	Harrington, Willia	M	1	0	0	0	0	0	0	0	0	0	0	0	0	0	5	.000	2	
18	Godoi, Diogo	D	2	0	0	0	0	0	0	0	0	0	0	0	0	0	0	0	.000	0
8	Schmidt, Max	D	2	0	0	0	0	0	0	0	0	0	0	0	0	0	1	.000	1	
88	Martin, Connor	A	1	0	0	0	0	0	0	0	0	0	0	0	0	0	0	1	.000	1
12	Megill, Ray	D	2	0	0	0	5	0	0	0	0	0	0	0	0	0	1	.000	0	
55	Widmayer, Chad	D	2	0	0	0	1	0	0	0	0	0	0	0	0	0	0	0	.000	0
28	Burkhardt, Marshall	M	1	0	0	0	0	0	0	0	0	0	0	0	0	0	0	0	.000	0
4	MacK, Kevin	M	1	0	0	0	0	0	0	0	0	0	0	0	0	0	0	0	.000	0
<b>TOTALS</b>			2	17	0	10	27	6.5	1	0	0	0	0	2	0	7	0	76	.224	41

#	GOALIE	GP	MIN	W	L	SO	GA	2ptGA	GAA	SAVES	SPT
30	Phillips, Brian	2	119:33	0	2	0	23	1	11.54	27	.540
42	Rodgers, Scott	1	0:27	0	0	0	1	--	0	.000	
<b>TOTALS</b>		2	0	2	0	24	2	12.00	27	.529	

### 2013 Charlotte Hounds Player Statistics vs. Ohio Machine

#	PLAYER	POS	GP	G	2ptG	A	PTS	PLM	PPG	PPA	SHG	SHA	GWG	FG	OTG	UAG	ENG	SHOTS	SPCT	SOG
12	Lusby, Eric	A	2	7	0	0	7	.5	1	0	0	0	0	0	0	0	4	0	.143	2
27	Young, Ryan	A	2	2	0	4	6	1	0	0	0	0	0	0	0	1	0	5	.400	3
40	Danowski, Matt	A	2	5	2	0	5	0	0	0	0	0	0	0	1	0	2	0	.17	.294
57	Poillon, Peet	M	2	3	0	2	5	0	1	1	0	0	0	0	0	1	0	8	.375	5
4	Sawyer, Mike	A	2	3	0	2	5	0	0	0	0	0	0	0	1	0	0	3	.18	.167
26	Haus, John	M	2	1	0	1	2	0	0	0	0	0	0	0	0	0	0	5	.200	4
36	Carroll, Brian	M	2	1	0	0	1	0	0	0	0	0	0	0	0	1	0	2	.500	1
1	White, Matt	A	2	1	0	0	1	0	0	0	0	0	0	0	0	1	0	7	.143	2
55	Poii, Mason	D	2	1	0	0	1	0	0	0	0	0	0	0	0	1	0	2	.500	1
77	Fallon, Tim	FO	2	0	0	1	1	0	0	0	0	0	0	0	0	0	0	0	.000	0
5	Cittadino, Casey	M	2	0	0	0	0	0	0	0	0	0	0	0	0	0	0	0	.000	0
44	Schmidt, Brett	D	2	0	0	0	0	0	0	0	0	0	0	0	0	0	0	0	.000	0
0	Tripucka, Jake	M	1	0	0	0	0	0	0	0	0	0	0	0	0	0	0	0	.000	0
19	Drew, Kevin	M	2	0	0	0	0	0	0	0	0	0	0	0	0	0	0	0	.000	0
8	Ghitelman, Adam	G	2	0	0	0	0	0	0	0	0	0	0	0	0	0	0	0	.000	0
2	Schiller, Chris	M	1	0	0	0	0	0	0	0	0	0	0	0	0	0	0	1	.000	1
42	McCormack, Michael	D	2	0	0	0	0	0	0	0	0	0	0	0	0	0	0	0	.000	0
24	Flanagan, Ryan	D	2	0	0	0	0	1.5	0	0	0	0	0	0	0	0	0	0	.000	0
3	Hawkins, Josh	M	1	0	0	0	0	0	0	0	0	0	0	0	0	0	0	1	.000	1
84	Cinosky, Joe	D	2	0	0	0	0	2	0	0	0	0	0	0	0	0	0	0	.000	0
<b>TOTALS</b>			2	24	2	10	34	5.5	2	1	0	0	2	0	14	0	83	.289	51	

#	GOALIE	GP	MIN	W	L	SO	GA	2ptGA	GAA	SAVES	SPT
8	Ghitelman, Adam	2	120:00	2	0	0	17	0	8.50	24	.585
<b>TOTALS</b>		2	0	2	0	17	0	8.50	24	.585	





# OPPONENTS



## Chesapeake Bayhawks

1449 Whitehall Rd  
Annapolis, MD 21409  
Phone: (866) 994-2954  
www.thebayhawks.com

**2014 Ohio Machine Schedule vs. Chesapeake Bayhawks:** **Stadium:**  
Saturday, May 31 at Chesapeake - 7 p.m. Navy-Marine Corps Stadium  
Friday, July 4 vs. Chesapeake - Selby Stadium - 4 p.m. 550 Taylor Avenue  
Annapolis, MD 21401

### Chesapeake Bayhawks Coaching Staff:

**Head Coach:** Dave Cottle **Head Athletic Trainer:** Ryan Cisek  
**Defensive Coordinator:** Tony Resch **Athletic Trainer:** Nick Williams  
**Assistant Coach:** John Lamon **Field Operations:** Tano Arroganica

### Chesapeake Bayhawks Team Directory:

**Owner:** Brendan Kelly  
**President:** Dave Cottle  
**General Manager:** Spencer Ford  
**Vice President, Finance:** Jon Kemezis  
**Director, Operations & Public Relations:** Lindsey Burns  
**Director, Ticket Sales:** Constantine Simantiras  
**Sales Executive:** Will Dalton  
**Ticket Sales Representatives:** Jocelyn Gebhardt, Beau Jones, Aaron Jacobson  
**Guest Services Specialist:** Katelyn Strasdauskas

### Chesapeake Bayhawks Team Information:

**First Season:** 2001  
**Home Field:** Navy-Marine Corps Memorial Stadium  
**Playoff Appearances:** 2001, 2002, 2003, 2004, 2005, 2010, 2011, 2012, 2013  
**MLL Championships:** 2002, 2005, 2010, 2012, 2013

### Media Contact:

Heidi Evans, heidi.evans@smartlinkllc.com

**All-Time Series vs. Chesapeake: 0-4**  
(Ohio 0-2 @ home, 0-0 @ Chesapeake)

Date	Site	W-L	Score
5/5/12	Chesapeake	L	11-23
7/21/12	Ohio	L	7-11
5/11/13	Chesapeake	L	5-14
7/6/13	Ohio	L	12-13

### All-Time Series Totals:

Machine	Stat	Bayhawks
33	Goals	55
2	2pt Goals	6
16	Assists	34
49	Points	89
82	Ground Balls	96
86	Shots on Goal	111
42	Faceoff Wins	59
17	Pen. Mins	18.5
6	PPG	7
0	SHG	1

### 2013 Bayhawks Season Leaders:

<b>Points</b>	Drew Westervelt, 48
<b>Goals</b>	Drew Westervelt, 36
<b>Assists</b>	Kyle Dixon, 18
<b>2pt Goals</b>	Dixon/Kimmel, 4
<b>Ground Balls</b>	Matt Abbott, 47
<b>Shots</b>	Ben Rubeor, 86
<b>Shots on Goal</b>	Drew Westervelt, 61
<b>PPG</b>	Drew Westervelt, 10
<b>PPA</b>	Kyle Dixon, 6
<b>Penalty Mins.</b>	Brian Spallina, 15.5
<b>GAA</b>	Kip Turner, 10.35
<b>Saves</b>	Kip Turner, 178
<b>Save %</b>	Kip Turner, .571

### 2013 Bayhawks Faceoffs:

	Wins	Atts.	FO%
Adam Rand	171	356	.480
Matt Dolente	4	14	.286
Barney Ehrmann	2	4	.500
Jesse Bernhardt	1	1	1.000
Michael Simon	0	6	.000
<b>TOTALS</b>	<b>178</b>	<b>381</b>	<b>.467</b>

### 2013 Ohio Machine Player Statistics vs. Chesapeake Bayhawks

#	PLAYER	POS	GP	G	2ptG	A	PTS	PLM	PPG	PPA	SHG	SHA	GWG	FG	OTG	UAG	ENG	SHOTS	SPECT	SOG
19	Cummings, Joe	A	2	6	0	0	6	0	1	0	0	0	0	0	0	2	0	14	.429	11
6	Stawick, Steel	A	2	1	0	4	5	0	0	1	0	0	0	0	0	1	0	4	.250	1
20	Schuss, Logan	A	1	3	0	1	4	0	1	1	0	0	0	0	0	0	0	7	.429	4
46	Matisz, Kiel	M	1	1	0	3	4	0	0	1	0	0	0	1	0	1	0	3	.333	2
21	Connolly, Jim	A	1	2	0	0	2	0	1	0	0	0	0	0	0	1	0	6	.333	4
17	Harrington, William	M	1	1	0	0	1	0	0	0	0	0	0	0	0	1	0	4	.250	3
32	Carraro, Chase	M	1	1	0	0	1	0	0	0	0	0	0	0	0	1	0	4	.250	3
33	Bernhardt, Jake	M	1	1	0	0	1	0	0	0	0	0	0	0	0	1	0	4	.250	1
81	Hartzell, Kyle	D	2	1	0	0	1	0	0	0	0	0	0	0	0	0	0	3	.333	1
2	Holman, Marcus	A	1	0	0	1	1	0	0	0	0	0	0	0	0	0	0	3	.000	2
24	Downing, Greg	M	1	0	0	0	1	0	0	0	0	0	0	0	0	0	0	1	.000	0
30	Phillips, Brian	G	1	0	0	0	0	0	0	0	0	0	0	0	0	0	0	0	.000	0
11	Ledwick, Jeff	M	1	0	0	0	0	0	0	0	0	0	0	0	0	0	0	0	.000	0
16	Smith, Joe	D	1	0	0	0	0	0	0	0	0	0	0	0	0	0	0	0	.000	0
42	Rodgers, Scott	G	1	0	0	0	0	0	0	0	0	0	0	0	0	0	0	0	.000	0
10	O'Brien, Eric	FO	2	0	0	0	0	1	0	0	0	0	0	0	0	0	4	.000	2	
28	Burkhart, Marshall	M	2	0	0	0	0	1.5	0	0	0	0	0	0	0	0	0	0	.000	0
23	Alexander, Dominick	M	1	0	0	0	0	0	0	0	0	0	0	0	0	0	0	0	.000	0
1	Woodson, Chazz	A	2	0	0	0	0	0	0	0	0	0	0	0	0	0	6	.000	2	
18	Godol, Diogo	D	1	0	0	0	0	0	0	0	0	0	0	0	0	0	0	0	.000	0
8	Schmidt, Max	D	2	0	0	0	0	0	0	0	0	0	0	0	0	0	0	0	.000	0
89	Biscardi, Anthony	M	1	0	0	0	0	2	0	0	0	0	0	0	0	0	0	0	.000	0
12	Megill, Ray	D	1	0	0	0	0	0	0	0	0	0	0	0	0	0	0	0	.000	0
88	Martin, Connor	A	1	0	0	0	0	0	0	0	0	0	0	0	0	0	2	.000	1	
55	Wiedmaier, Chad	D	2	0	0	0	0	0	0	0	0	0	0	0	0	0	0	0	.000	0
44	Bice, Greg	D	1	0	0	0	0	1	0	0	0	0	0	0	0	0	0	0	.000	0
59	Cafarelli, Matt	D	1	0	0	0	0	0	0	0	0	0	0	0	0	0	0	0	.000	0
	Garber, Brett	M	1	0	0	0	0	0	0	0	0	0	0	0	0	0	0	3	.000	1
	<b>TOTALS</b>		2	17	0	9	26	8.5	3	3	0	0	1	0	8	0	68	.250	38	

#	GOALIE	GP	MIN	W	L	SO	GA	2ptGA	GAA	SAVES	SPECT
42	Rodgers, Scott	1	60:00	0	1	0	14	0	14.00	10	.417
30	Phillips, Brian	1	60:00	0	1	0	13	0	13.00	17	.567
	<b>TOTALS</b>	2		0	2	0	27	0	13.50	27	.500


### 2013 Chesapeake Bayhawks Player Statistics vs. Ohio Machine

#	PLAYER	POS	GP	G	2ptG	A	PTS	PLM	PPG	PPA	SHG	SHA	GWG	FG	OTG	UAG	ENG	SHOTS	SPECT	SOG
14	Westervelt, Drew	A	2	5	0	3	8	1	2	0	0	0	0	0	0	1	0	12	.417	11
39	Mackrides, Matt	A	2	5	0	3	8	1.5	0	0	0	0	0	1	0	0	0	8	.625	7
6	Rubeor, Ben	A	2	6	0	1	7	1	0	0	0	0	0	0	0	1	0	14	.429	10
44	Brooks, Steven	M	2	3	0	2	5	0	0	0	0	0	0	0	0	1	0	9	.333	6
42	Cooper, Kevin	M	1	3	0	1	4	0	0	0	0	0	0	0	0	0	0	3	1.000	3
18	Hunt, Ben	M	2	3	0	1	4	0	0	1	0	0	0	1	0	0	1	0	.273	8
51	Kimmel, Michael	M	2	2	0	2	4	0	0	0	0	0	0	0	0	2	0	8	.250	4
5	Dixon, Kyle	M	2	0	0	4	4	0	0	1	0	0	0	0	0	0	0	8	.000	4
3	Abbott, Matt	M	2	0	0	1	1	0	0	0	0	0	0	0	0	0	0	1	.000	1
24	Grant Jr., John	A	1	0	0	1	1	0	0	0	0	0	0	0	0	0	0	2	.000	0
4	Burns, Dan	M	2	0	0	0	0	0	0	0	0	0	0	0	0	0	0	0	.000	0
10	Rand, Adam	FO	2	0	0	0	0	0	0	0	0	0	0	0	0	0	0	0	.000	0
23	Hostetler, Dan	D	1	0	0	0	0	0	0	0	0	0	0	0	0	0	0	1	.000	0
33	Evans, Michael	D	2	0	0	0	0	0	0	0	0	0	0	0	0	0	0	0	.000	0
41	Polanco, Nicky	D	2	0	0	0	0	1	0	0	0	0	0	0	0	0	0	0	.000	0
15	Turner, Kip	G	2	0	0	0	0	0	0	0	0	0	0	0	0	0	0	0	.000	0
66	Simon, Michael	D	1	0	0	0	0	0	0	0	0	0	0	0	0	0	0	0	.000	0
91	Spallina, Brian	D	2	0	0	0	0	3.5	0	0	0	0	0	0	0	0	0	0	.000	0
21	Reynolds, Jeff	M	1	0	0	0	0	0	0	0	0	0	0	0	0	0	0	1	.000	0
43	Ehrmann, Barney	D	2	0	0	0	0	0	0	0	0	0	0	0	0	0	0	0	.000	0
26	Bernhardt, Jesse	D	1	0	0	0	0	0	0	0	0	0	0	0	0	0	0	0	.000	0
	<b>TOTALS</b>		2	27	0	19	46	9	2	2	0	2	1	0	8	0	78	.346	54	

#	GOALIE	GP	MIN	W	L	SO	GA	2ptGA	GAA	SAVES	SPECT
15	Turner, Kip	2	120:00	2	0	0	17	0	8.50	21	.553
	<b>TOTALS</b>	2		2	0	0	17	0	8.50	21	.553



# OPPONENTS



## Denver Outlaws

1701 Bryant Street  
Suite 700  
Denver, CO 80204  
Phone: (720) 258-3600  
www.denveroutlaws.com

**2014 Ohio Machine Schedule vs. Denver Outlaws:**  
Sunday, May 4 at Denver - 5 p.m. EST (3 p.m. local)  
Saturday, July 26 vs. Denver - Selby Stadium - 7 p.m.

**Stadium:**  
Sports Authority Field at Mile High  
1701 Mile High Stadium Circle  
Denver, CO 80204

### Denver Outlaws Coaching Staff:

**Head Coach:** B.J. O'Hara  
**Assistant Coach:** Regy Thorpe  
**Assistant GM/Coach:** Jon Cohen  
**Strength & Conditioning Coach:** Chris Spangler

**Head Athletic Trainer:** Maggie Yates  
**Team Chiropractor:** David Shapiro  
**Massage Therapist:** Anna Castellano

### Denver Outlaws Team Directory:

**President & Chief Executive Officer:** Pat Bowlen  
**President:** Mac Freeman  
**General Manager:** Tony Seaman  
**Director, Business Development:** Chuck Olney  
**Director, Sales & Marketing:** Ted Tseng  
**Director, Gameday Entertainment:** Liz Coates  
**Manager, Marketing:** Samantha Roman  
**Account Executives:** Elizabeth Goodman, Brea Griffith, Michael Kelly  
**Guest Services Specialist:** Katelyn Strasdauskas

### Denver Outlaws Team Information:

**First Season:** 2006  
**Home Field:** Sports Authority Field at Mile High  
**Playoff Appearances:** 2006, 2007, 2008, 2009, 2010, 2011, 2012, 2013  
**MLL Championships:** N/A

### Media Contact:

Stuart Zaas, stuart.zaas@denveroutlaws.com

### All-Time Series vs. Denver: 0-4

(Ohio 0-2 @ home, 0-0 @ Denver)

Date	Site	W-L	Score
6/9/12	Ohio	L	8-16
7/4/12	Denver	L	13-17
5/4/13	Ohio	L	8-13
6/22/13	Denver	L	5-19

### All-Time Series Totals:

Machine	Stat	Outlaws
33	Goals	62
1	2pt Goals	3
15	Assists	29
48	Points	91
88	Ground Balls	122
80	Shots on Goal	108
53	Faceoff Wins	58
5.5	Pen. Mins	11.5
7	PPG	3
0	SHG	0

### 2013 Outlaws Season Leaders:

<b>Points</b>	Chris Bocklet, 55
<b>Goals</b>	Chris Bocklet, 42
<b>Assists</b>	Brendan Mundorf, 18
<b>2pt Goals</b>	Jeremy Sieverts, 6
<b>Ground Balls</b>	Matt Bocklet, 72
<b>Shots</b>	Chris Bocklet, 98
<b>Shots on Goal</b>	Chris Bocklet, 69
<b>PPG</b>	Chris Bocklet, 9
<b>PPA</b>	Greer/Law/Mundorf, 4
<b>Penalty Mins.</b>	Lee Zink, 5.5
<b>GAA</b>	Jesse Schwartzman, 9.67
<b>Saves</b>	Jesse Schwartzman, 184
<b>Save %</b>	Charlie Cipriano, .625

### 2013 Outlaws Faceoffs:

	Wins	Atts.	FO%
Anthony Kelly	195	354	.551
Stephen Robarge	18	37	.486
Dillon Roy	6	23	.261
Chris Bocklet	0	1	.000
<b>TOTALS</b>	<b>219</b>	<b>415</b>	<b>.528</b>

### 2013 Ohio Machine Player Statistics vs. Denver Outlaws

#	PLAYER	POS	GP	G	2ptG	A	PTS	PLM	PPG	PPA	SHG	SHA	GWG	FG	DTG	UAG	ENG	SHOTS	SPCT	SOG
10	O'Brien, Eric	FO	2	2	0	0	2	0	0	0	0	0	0	0	0	2	0	2	1.000	2
11	Ledwick, Jeff	M	1	2	0	0	2	0	0	0	0	0	0	0	0	2	0	2	1.000	2
15	Resetafts, Joe	A	1	2	0	0	2	0	0	0	0	0	0	0	0	2	0	3	.667	3
1	Eisenreich, Billy	A	1	1	0	1	2	0	0	0	0	0	0	0	0	1	0	1	1.000	1
1	Woodson, Chazz	A	2	1	0	0	1	0	0	0	0	0	0	0	1	0	1	0	.167	2
20	Schuss, Logan	A	1	1	0	0	1	0	1	0	0	0	0	0	0	1	0	7	.143	3
19	Cummins, Joe	A	1	1	0	0	1	0	0	0	0	0	0	0	0	1	0	5	.200	3
6	Stawick, Steele	A	2	1	0	0	1	0	0	0	0	0	0	0	0	0	0	10	.100	6
21	Connolly, Jim	A	1	1	0	0	1	0	0	0	0	0	0	0	0	0	0	4	.250	3
88	Martin, Connor	A	1	1	0	0	1	0	0	0	0	0	0	0	0	1	0	5	.200	2
8	Schmidt, Max	D	2	0	0	1	1	0	0	0	0	0	0	0	0	0	0	1	.000	0
89	Biscardi, Anthony	M	1	0	0	0	0	0	0	0	0	0	0	0	0	0	0	0	.000	0
33	Bernhardt, Jake	M	1	0	0	0	0	0	0	0	0	0	0	0	0	0	0	1	.000	1
8	Garber, Brett	M	2	0	0	0	0	0	0	0	0	0	0	0	0	0	0	5	.000	1
81	Hartzell, Kyle	D	2	0	0	0	0	0	0	0	0	0	0	0	0	0	0	4	.000	3
23	Alexander, Dominiq	M	1	0	0	0	0	0	0	0	0	0	0	0	0	0	0	0	.000	0
30	Phillips, Brian	G	1	0	0	0	0	0	0	0	0	0	0	0	0	0	0	0	.000	0
32	Carraro, Chase	M	1	0	0	0	0	0	0	0	0	0	0	0	0	0	0	3	.000	0
44	Bice, Greg	D	1	0	0	0	0	0	0	0	0	0	0	0	0	0	0	0	.000	0
14	Smith, Joe	D	2	0	0	0	0	0	0	0	0	0	0	0	0	0	0	0	.000	0
9	Venti quattro, Mari	A	1	0	0	0	0	0	0	0	0	0	0	0	0	0	0	2	.000	2
28	Burkhardt, Marshall	M	2	0	0	0	0	0	0	0	0	0	0	0	0	0	0	1	.000	0
9	Schroder, Stefan	G	1	0	0	0	0	0	0	0	0	0	0	0	0	0	0	0	.000	0
11	Waller, JJ	FO	1	0	0	0	0	0	0	0	0	0	0	0	0	0	0	0	.000	0
12	Mogill, Ray	D	2	0	0	0	0	1	0	0	0	0	0	0	0	0	0	0	.000	0
55	Waldner, Chad	D	1	0	0	0	.5	0	0	0	0	0	0	0	0	0	0	0	.000	0
18	Godol, Diego	D	1	0	0	0	0	1	0	0	0	0	0	0	0	0	0	0	.000	0
<b>TOTALS</b>			2	13	0	2	15	4.5	1	0	0	0	0	1	0	11	0	62	.210	34

#	GOALIE	GP	MIN	W	L	SO	GA	2ptGA	GAA	SAVES	SPCT
30	Phillips, Brian	1	60:00	0	1	0	18	1	18.00	14	.438
9	Schroder, Stefan	1	60:00	0	1	0	13	0	13.00	12	.480
<b>TOTALS</b>		2	0	2	0	31	1	15.50	26	.456	

### 2013 Denver Outlaws Player Statistics vs. Ohio Machine

#	PLAYER	POS	GP	G	2ptG	A	PTS	PLM	PPG	PPA	SHG	SHA	GWG	FG	DTG	UAG	ENG	SHOTS	SPCT	SOG	
10	Bocklet, Chris	A	2	9	0	1	10	0	1	0	0	0	1	1	0	3	0	21	.429	13	
20	Sieverts, Jeremy	M	2	3	0	3	6	0	0	0	0	0	0	0	0	1	0	8	.375	6	
23	Snyder, Drew	M	2	4	0	1	5	0	1	0	0	0	0	0	0	1	0	3	.333	6	
2	Mundorf, Brendan	A	2	3	0	2	5	0	1	0	0	0	0	0	0	0	0	1	.21	.143	10
15	Law, Eric	A	1	3	0	2	5	0	0	0	0	0	0	0	0	2	0	5	.600	5	
88	Greer, Zack	A	1	2	0	3	5	0	0	0	0	0	0	0	0	2	0	3	.667	3	
12	Turri, Justin	M	2	2	1	0	2	0	0	0	0	0	0	0	0	1	0	8	.250	2	
6	Boltus, Jeremy	A	2	2	0	0	2	0	0	0	0	0	0	0	0	0	0	7	.286	5	
21	Mangan, Will	M	1	1	0	1	2	0	0	1	0	0	0	0	0	1	0	3	.333	2	
14	Pennington, Justin	M	2	1	0	1	2	0	0	0	0	0	0	0	0	1	0	4	.250	2	
16	Klimer, Terry	M	1	1	0	0	1	0	0	0	0	0	0	0	0	1	0	5	.200	1	
91	Roy, Dillon	D	2	0	0	1	1	5	0	0	0	0	0	0	0	0	0	1	.000	1	
24	O'Dougherty, Chris	D	1	0	0	0	0	0	0	0	0	0	0	0	0	0	0	0	.000	0	
25	Cipriano, Charlie	G	1	0	0	0	0	0	0	0	0	0	0	0	0	0	0	0	.000	0	
8	Schoeffel, Steve	M	1	0	0	0	0	0	0	0	0	0	0	0	0	0	0	0	.000	0	
9	Thompson, Mikey	M	1	0	0	0	0	0	0	0	0	0	0	0	0	0	0	0	.000	0	
37	Robarge, Stephen	FO	1	0	0	0	0	0	0	0	0	0	0	0	0	0	0	0	.000	0	
19	Cospiglio, Tom	A	1	0	0	0	0	0	0	0	0	0	0	0	0	0	0	0	.000	0	
29	Zink, Lee	D	2	0	0	0	1.5	0	0	0	0	0	0	0	0	0	0	0	.000	0	
13	Vedder, Ethan	M	1	0	0	0	0	0	0	0	0	0	0	0	0	0	0	0	.000	0	
47	Kelly, Anthony	FO	2	0	0	0	0	0	0	0	0	0	0	0	0	0	0	3	.000	1	
89	Guadagnolo, Tom	D	1	0	0	0	0	0	0	0	0	0	0	0	0	0	0	0	.000	0	
36	Carr, Landon	M	1	0	0	0	0	0	0	0	0	0	0	0	0	0	0	0	.000	0	
19	Schwartzman, Jesse	G	2	0	0	0	0	0	0	0	0	0	0	0	0	0	0	0	.000	0	
7	Bocklet, Matt	D	2	0	0	0	0.5	0	0	0	0	0	0	0	0	0	0	1	.000	0	
11	Mogill, Brian	D	1	0	0	0	0	0	0	0	0	0	0	0	0	0	0	0	.000	0	
<b>TOTALS</b>			2	31	1	15	46	2.5	3	1	0	0	2	1	0	16	0	102	.304	57	

#	GOALIE	GP	MIN	W	L	SO	GA	2ptGA	GAA	SAVES	SPCT
19	Schwartzman, Jesse	2	105:00	2	0	0	11	0	6.29	14	.560
25	Cipriano, Charlie	1	15:00	0	0	2	0	0	8.00	7	.778
<b>TOTALS</b>		2	2	0	0	13	0	6.50	21	.618	



# OPPONENTS



## Florida Launch

141 NW 20th Street, Suite G-4,  
Boca Raton, FL 33431  
Phone: (905) 768-2225  
www.floridalaunchlacrosse.com

### 2014 Ohio Machine Schedule vs. Florida Launch:

Saturday, May 10 at Florida - 7 p.m.  
Saturday, August 9 vs. Florida - Selby Stadium - 7 p.m.

### Stadium:

Florida Atlantic University  
777 Glades Road  
Boca Raton, FL 33431

### Florida Launch Coaching Staff:

**Head Coach:** Stan Ross                                 **Equipment Manager:** Jason Carlstrom  
**Assistant Coach:** Jim Stagnitta  
**Assistant Coach:** George Harris

### Florida Launch Team Directory:

**Director, Operations & Public Relations:** Megan Danner

### Florida Launch Team Information:

**First Season:** 2014  
**Home Field:** FAU Stadium  
**Playoff Appearances:** N/A  
**MLL Championships:** N/A

### Media Contact:

Megan Danner, megan.danner@floridalaunchlacrosse.com

### All-Time Series vs. Hamilton\*: 1-3 (Ohio 0-2 @ home, 1-1 @ Hamilton)

Date	Site	W-L	Score
7/13/12	Hamilton	W	13-12
7/14/12	Ohio	L	12-14
5/23/13	Ohio	L	9-16
7/20/13	Hamilton	L	12-13

### All-Time Series Totals:

Machine	Stat	Nationals*
41	Goals	54
5	2pt Goals	1
22	Assists	34
63	Points	88
105	Ground Balls	135
103	Shots on Goal	108
42	Faceoff Wins	68
11	Pen. Mins	14
5	PPG	4
0	SHG	0

### 2013 Nationals\* Season Leaders:

<b>Points</b>	Kevin Crowley, 55
<b>Goals</b>	Kevin Crowley, 38
<b>Assists</b>	Joe Walters, 26
<b>2pt Goals</b>	Crowley/Thul, 3
<b>Ground Balls</b>	Brodie Merrill, 91
<b>Shots</b>	Kevin Crowley, 114
<b>Shots on Goal</b>	Kevin Crowley, 66
<b>PPG</b>	Cahill/Crowley, 4
<b>PPA</b>	Joe Walters, 6
<b>Penalty Mins.</b>	Brett Queener, 7.5
<b>GAA</b>	Dillon Ward, 10.98
<b>Saves</b>	Brett Queener, 156
<b>Save %</b>	Brett Queener, .586

### 2013 Nationals\* Faceoffs:

	Wins	Atts.	FO%
Mike Poppleton	123	246	.500
Matt Dolente	67	140	.457
Brodie Merrill	0	3	.000
Jeremy Thompson	0	1	.000
<b>TOTALS</b>	<b>190</b>	<b>390</b>	<b>.487</b>

### 2013 Ohio Machine Player Statistics vs. Hamilton Nationals\*

#	PLAYER	POS	GP	G	2ptG	A	PTS	PLM	PPG	PPA	SHG	SHA	GWG	FG	DTG	UAG	ENG	SHOTS	SPCT	SOG
6	Stanwick, Steele	A	2	3	0	5	8	1	1	1	0	0	0	0	0	1	0	6	.500	6
2	Holman, Marcus	A	2	2	2	3	5	0	1	1	0	0	0	0	0	1	0	10	.200	6
19	Cummings, Joe	A	2	4	0	0	4	0	1	0	0	0	0	0	0	0	0	19	.211	9
20	Schuss, Logan	A	2	3	0	1	4	0	0	1	0	0	0	0	2	0	14	.214	6	
24	Downing, Greg	M	1	3	0	0	3	0	0	0	0	0	0	0	1	0	4	.750	3	
81	Hartzell, Kyle	D	2	2	0	1	3	0	0	0	0	0	0	0	1	0	10	.200	6	
46	Matisz, Kiel	M	2	1	0	1	2	0	1	0	0	0	0	0	0	0	4	.250	4	
10	O'Brien, Eric	F0	2	1	0	0	1	0	0	0	0	0	0	0	1	0	4	.250	1	
17	Harrington, William	M	2	0	0	1	1	0	0	1	0	0	0	0	0	0	11	.000	5	
9	Schroder, Stefan	G	1	0	0	0	0	0	0	0	0	0	0	0	0	0	0	.000	0	
30	Phillips, Brian	G	1	0	0	0	0	0	0	0	0	0	0	0	0	0	0	.000	0	
12	Megill, Ray	D	2	0	0	0	0	5	0	0	0	0	0	0	0	0	1	.000	0	
16	Smith, Joe	D	2	0	0	0	0	0	0	0	0	0	0	0	0	0	0	.000	0	
	Kaminski, Kevin	M	1	0	0	0	0	0	0	0	0	0	0	0	0	0	4	.000	2	
33	Bernhardt, Jake	M	1	0	0	0	0	0	0	0	0	0	0	0	0	0	5	.000	3	
42	Rodgers, Scott	G	1	0	0	0	0	0	0	0	0	0	0	0	0	0	0	.000	0	
55	Widmer, Chad	D	2	0	0	0	1	0	0	0	0	0	0	0	0	0	0	.000	0	
28	Burkhart, Marshall	M	2	0	0	0	0	0	0	0	0	0	0	0	0	0	1	.000	1	
23	Alexander, Dominiq	M	2	0	0	0	0	0	0	0	0	0	0	0	0	0	1	.000	0	
8	Schmidt, Max	D	2	0	0	0	2	0	0	0	0	0	0	0	0	0	0	.000	0	
18	Godol, Diogo	D	1	0	0	0	0	0	0	0	0	0	0	0	0	0	0	.000	0	
1	Woodson, Chazz	A	2	0	0	0	5	0	0	0	0	0	0	0	0	0	5	.000	3	
	<b>TOTALS</b>		<b>2</b>	<b>19</b>	<b>2</b>	<b>12</b>	<b>31</b>	<b>5</b>	<b>4</b>	<b>4</b>	<b>0</b>	<b>0</b>	<b>0</b>	<b>0</b>	<b>0</b>	<b>7</b>	<b>0</b>	<b>.192</b>	<b>55</b>	

### 2013 Hamilton Nationals\* Player Statistics vs. Ohio Machine

#	PLAYER	POS	GP	G	2ptG	A	PTS	PLM	PPG	PPA	SHG	SHA	GWG	FG	DTG	UAG	ENG	SHOTS	SPCT	SOG	
1	Walters, Joe	M	2	7	0	6	13	0	1	1	0	0	0	0	1	0	6	0	15	.467	11
21	Crowley, Kevin	M	2	7	0	1	8	0	0	0	0	0	0	0	1	0	1	0	19	.368	14
22	Jamieson, Cody	A	1	2	0	4	6	1	0	0	0	0	0	0	1	0	0	4	.500	3	
34	Cahill, Martin	A	2	3	0	1	4	0	0	0	0	0	0	0	0	1	0	8	.375	7	
29	Cunningham, Kevin	A	2	2	0	1	3	0	0	0	0	0	0	0	0	0	0	5	.400	3	
15	Amidon, Josh	M	1	1	0	1	2	0	0	0	0	0	0	0	0	0	0	2	.500	1	
11	Lao-Gosney, Roman	M	2	1	0	1	2	1	0	0	0	0	0	0	0	1	0	2	.500	1	
16	Kiebel, TJ	D	1	1	1	0	1	0	0	0	0	0	0	0	0	0	0	1	1.000	1	
	Hawkins, Josh	M	1	1	0	0	1	0	0	0	0	0	0	0	0	1	0	1	1.000	1	
14	Lao-Gosney, Camero	M	1	1	0	0	1	0	0	0	0	0	0	0	1	0	4	.250	2		
28	Keogh, Stephen	A	1	1	0	0	1	3	0	0	0	0	0	0	0	0	0	4	.250	2	
17	Merrill, Brodie	D	2	1	0	0	1	15	0	0	0	0	0	0	0	0	3	.333	2		
7	Austin, John	M	1	0	0	1	0	0	0	0	0	0	0	0	0	0	0	3	.000	0	
74	Thompson, Jeremy	M	2	0	0	1	1	0	0	0	0	0	0	0	0	0	0	2	.000	1	
40	Lovejoy, Matt	D	2	0	0	0	0	1	0	0	0	0	0	0	0	0	0	0	.000	0	
19	Dolente, Matt	F0	1	0	0	0	0	0	0	0	0	0	0	0	0	0	0	0	.000	0	
51	Durkin, Tucker	D	1	0	0	0	5	0	0	0	0	0	0	0	0	0	0	0	.000	0	
45	Noble, Jason	D	1	0	0	0	0	0	0	0	0	0	0	0	0	0	0	0	.000	0	
48	Lang, Roy	M	2	0	0	0	5	0	0	0	0	0	0	0	0	0	5	.000	2		
92	Poppleton, Mike	M	1	0	0	0	0	0	0	0	0	0	0	0	0	0	0	0	.000	0	
37	Ward, Dillon	D	1	0	0	0	0	0	0	0	0	0	0	0	0	0	0	0	.000	0	
23	Queener, Brett	G	1	0	0	0	0	0	0	0	0	0	0	0	0	0	0	0	.000	0	
81	Wilber, Dana	D	1	0	0	0	0	0	0	0	0	0	0	0	0	0	0	0	.000	0	
9	Thul, Garrett	A	1	0	0	0	0	0	0	0	0	0	0	0	0	0	0	6	.000	2	
27	Acton, Reid	D	2	0	0	0	0	0	0	0	0	0	0	0	0	0	0	0	.000	0	
	<b>TOTALS</b>		<b>2</b>	<b>28</b>	<b>1</b>	<b>16</b>	<b>44</b>	<b>9.5</b>	<b>2</b>	<b>1</b>	<b>0</b>	<b>0</b>	<b>0</b>	<b>2</b>	<b>2</b>	<b>0</b>	<b>12</b>	<b>0</b>	<b>.333</b>	<b>53</b>	

#	GOALIE	GP	MIN	W	L	SO	GA	2ptGA	GAA	SAVES	SPCT
9	Schroder, Stefan	1	3:13	0	0	0	0	0	.00	0	.000
42	Rodgers, Scott	1	56:47	0	1	0	15	1	15.85	11	.423
30	Phillips, Brian	1	60:00	0	1	0	13	0	13.00	14	.519
	<b>TOTALS</b>	<b>2</b>	<b>0</b>	<b>2</b>	<b>0</b>	<b>28</b>	<b>1</b>	<b>14.00</b>	<b>25</b>	<b>.472</b>	

#	GOALIE	GP	MIN	W	L	SO	GA	2ptGA	GAA	SAVES	SPCT
37	Ward, Dillon	1	60:00	1	0	0	11	1	11.00	21	.656
23	Queener, Brett	1	60:00	1	0	0	8	1	8.00	15	.652
	<b>TOTALS</b>	<b>2</b>	<b>2</b>	<b>2</b>	<b>0</b>	<b>19</b>	<b>2</b>	<b>9.50</b>	<b>36</b>	<b>.655</b>	



# OPPONENTS



## Rochester Rattlers

1100 University Avenue  
 Suite 120  
 Rochester, NY 14607  
 Phone: (585) 340-6905  
 www.rochesterrattlers.com

### 2014 Ohio Machine Schedule vs. Rochester Rattlers:

Saturday, June 14 vs. Rochester - Selby Stadium - 5:30 p.m.  
 Saturday, August 2 at Rochester - 7 p.m.

### Stadium:

Sahlen's Stadium  
 460 Oak Street  
 Rochester, NY 14608

### Rochester Rattlers Coaching Staff:

**Head Coach:** Tim Soudan  
**Assistant Coach:** Jacques Monte  
**Assistant Coach:** Bill Warder  
**Strength & Conditioning Coach:** Adam Terry

**Head Athletic Trainer:** Mike Katz  
**Team Chiropractor:** Dr. Dan Dudley  
**Team Massage Therapist:** Jennifer Maher

### Rochester Rattlers Team Directory:

**Chief Operating Officer:** Brad Ford  
**Ticket Sales Representative:** Lee Eyrick

### Rochester Rattlers Team Information:

**First Season:** 2006  
**Home Field:** Sahlen's Stadium  
**Playoff Appearances:** N/A  
**MLL Championships:** N/A

### Media Contact:

Brad Ford, brad.ford@rochesterrattlers.com

### All-Time Series vs. Rochester: 0-4

(Ohio 2-0 @ home, 0-2 @ Rochester)

Date	Site	W-L	Score
5/19/12	Ohio	W	16-10
7/28/12	Rochester	L	13-14
6/2/13	Rochester	L	7-9
6/15/13	Ohio	W	13-11

### All-Time Series Totals:

Machine	Stat	Rattlers
47	Goals	39
2	2pt Goals	5
27	Assists	18
74	Points	57
113	Ground Balls	108
112	Shots on Goal	94
47	Faceoff Wins	54
18	Pen. Mins	17
3	PPG	7
2	SHG	0

### 2013 Rattlers Season Leaders:

<b>Points</b>	Ned Crotty, 36
<b>Goals</b>	Jordan MacIntosh, 20
<b>Assists</b>	Ned Crotty, 20
<b>2pt Goals</b>	Matt Striebel, 8
<b>Ground Balls</b>	Joel White, 63
<b>Shots</b>	Matt Striebel, 83
<b>Shots on Goal</b>	Matt Striebel, 58
<b>PPG</b>	Leveille/MacIntosh, 4
<b>PPA</b>	Ned Crotty, 8
<b>Penalty Mins.</b>	Mike Manley, 9
<b>GAA</b>	John Galloway, 11.97
<b>Saves</b>	John Galloway, 167
<b>Save %</b>	Joe Banno, .591

### 2013 Rattlers Faceoffs:

	Wins	Atts.	FO%
John Ortolani	166	376	.441
Bobby Dattilo	0	2	.000
<b>TOTALS</b>	<b>166</b>	<b>378</b>	<b>.439</b>

### 2013 Ohio Machine Player Statistics vs. Rochester Rattlers

#	PLAYER	POS	GP	G	2ptG	A	PTS	PLM	PPG	PPA	SHG	SHA	GWC	FG	DTG	UAG	ENG	SHOTS	SPCT	SOG		
20	Schuss, Logan	A	2	6	0	0	6	1	2	0	0	0	0	0	0	0	0	3	0	.18	.333	13
19	Cummings, Joe	A	2	5	0	1	6	1.5	0	1	0	0	0	1	1	0	0	0	0	.16	.313	11
88	Martin, Connor	A	1	3	0	2	5	0	0	0	0	0	0	0	0	0	1	0	6	.000	.500	6
6	Stanwick, Steele	A	2	1	0	3	4	0	0	1	0	0	0	0	0	1	0	8	.000	.125	8	
2	Holman, Marcus	A	2	1	0	2	3	0	0	0	0	0	0	0	0	0	0	8	.000	.125	6	
46	Mattisz, Kevl	M	1	2	0	0	2	0	1	0	0	0	0	0	0	0	0	4	.000	.500	2	
81	Hartzell, Kyle	D	2	1	0	1	2	0	0	0	0	0	0	0	0	1	0	4	.000	.250	2	
15	Resetari, Joe	A	1	0	0	2	2	0	0	0	0	0	0	0	0	0	0	3	.000	.000	1	
1	Woodson, Chazz	A	1	1	0	0	1	0	0	0	0	0	0	0	0	1	0	2	.000	.500	2	
21	Connolly, Jim	A	1	0	0	1	1	0	0	1	0	0	0	0	0	0	0	3	.000	.000	3	
33	Bernhardt, Jake	M	2	0	0	1	1	0	0	0	0	0	0	0	0	0	0	4	.000	.000	2	
32	Carraro, Chase	M	1	0	0	0	0	0	0	0	0	0	0	0	0	0	0	0	.000	.000	0	
10	OBrien, Eric	FO	2	0	0	0	0	0	0	0	0	0	0	0	0	0	3	.000	.000	2		
16	Smith, Joe	D	2	0	0	0	3	0	0	0	0	0	0	0	0	0	0	0	.000	.000	0	
30	Phlips, Brian	G	2	0	0	0	0	0	0	0	0	0	0	0	0	0	0	0	.000	.000	0	
23	Alexander, Dominiq	M	2	0	0	0	5	0	0	0	0	0	0	0	0	0	1	.000	.000	0		
18	Godoi, Diogo	D	2	0	0	0	2	0	0	0	0	0	0	0	0	0	0	1	.000	.000	1	
8	Schmidt, Max	D	1	0	0	0	0	0	0	0	0	0	0	0	0	0	0	2	.000	.000	1	
12	Megill, Ray	D	2	0	0	0	5	0	0	0	0	0	0	0	0	0	0	0	.000	.000	0	
4	Garber, Brett	M	1	0	0	0	0	0	0	0	0	0	0	0	0	0	1	.000	.000	1		
4	Mack, Kevin	M	2	0	0	0	0	0	0	0	0	0	0	0	0	0	0	0	.000	.000	0	
55	Wedemeyer, Chad	D	2	0	0	0	0	0	0	0	0	0	0	0	0	0	0	0	.000	.000	0	
TOTALS			2	20	0	13	33	8.5	3	3	0	0	1	1	0	7	0	84		.238	.61	

#	GOALIE	GP	MIN	W	L	SO	GA	2ptGA	GAA	SAVES	SPCT
30	Phlips, Brian	2	120:00	1	1	0	19	1	9.50	28	.596
TOTALS		2		1	1	0	19	1	9.50	28	.596

### 2013 Rochester Rattlers Player Statistics vs. Ohio Machine

#	PLAYER	POS	GP	G	2ptG	A	PTS	PLM	PPG	PPA	SHG	SHA	GWC	FG	DTG	UAG	ENG	SHOTS	SPCT	SOG		
22	Crotty, Ned	A	2	3	0	2	5	0	0	2	0	0	0	0	0	0	0	3	0	.14	.214	6
9	Striebel, Matt	M	2	3	1	1	4	0	0	0	0	0	0	0	0	0	0	3	0	.12	.250	10
19	Leveille, Kevin	A	2	2	0	2	4	0	0	1	1	0	0	0	0	0	0	7	.000	.000	7	
29	MacIntosh, Jordan	M	2	3	0	0	3	2	2	0	0	0	0	0	1	0	0	8	.000	.000	8	
31	Ranagan, John	M	2	3	0	0	3	0	0	0	0	0	0	0	0	0	0	3	0	.000	.375	3
91	Leveille, Mike	A	2	2	0	1	3	0	0	0	0	0	0	0	0	0	0	1	0	.000	.250	8
26	Rotanz, Rob	M	2	2	0	0	2	0	0	0	0	0	0	0	1	0	2	0	.000	.000	9	
10	Boyle, Steven	A	2	1	0	0	1	0	0	0	0	0	0	0	0	0	0	10	.000	.100	4	
28	Koshansky, Will	D	2	0	0	0	0	0	0	0	0	0	0	0	0	0	0	0	.000	.000	0	
30	Ortolani, John	FO	2	0	0	0	0	0	0	0	0	0	0	0	0	0	0	2	.000	.000	0	
33	Montelli, Tom	D	2	0	0	0	0	0	0	0	0	0	0	0	0	0	0	0	.000	.000	0	
11	White, Joel	D	2	0	0	0	0	1.5	0	0	0	0	0	0	0	0	0	1	.000	.000	1	
5	Manley, Mike	D	2	0	0	0	7	0	0	0	0	0	0	0	0	0	0	1	.000	.000	0	
15	Galloway, John	G	2	0	0	0	0	0	0	0	0	0	0	0	0	0	0	0	.000	.000	0	
24	Lazore, Michael	M	2	0	0	0	1	0	0	0	0	0	0	0	0	0	0	1	.000	.000	0	
40	Lade, John	D	2	0	0	0	1	0	0	0	0	0	0	0	0	0	0	0	.000	.000	0	
2	Groot, Dan	M	2	0	0	0	1	0	0	0	0	0	0	0	0	0	0	1	.000	.000	1	
7	Delapolla, Steve	M	2	0	0	0	0	0	0	0	0	0	0	0	0	0	0	1	.000	.000	0	
TOTALS			2	19	1	6	25	13.5	3	3	0	0	1	1	0	13	0	83		.229	.47	

#	GOALIE	GP	MIN	W	L	SO	GA	2ptGA	GAA	SAVES	SPCT
15	Galloway, John	2	120:00	1	1	0	20	0	10.00	41	.672
TOTALS		2		1	1	0	20	0	10.00	41	.672



# OPPONENTS



## New York Lizards

648 Franklin Ave  
 1st Floor  
 Garden City, NY 11530  
 Phone: (516) 742-1180  
 www.nylizards.com

### 2014 Ohio Machine Schedule vs. New York Lizards:

Sunday, May 17 vs. New York - Selby Stadium - 8 p.m.  
 Saturday, June 28 at New York - 7 p.m.

### Stadium:

Shuart Stadium  
 Hofstra University  
 Hempstead, NY 11549

### New York Lizards Coaching Staff:

Head Coach/GM: Joe Spallina  
 Assistant Coach: Keith Cromwell  
 Assistant Coach: Tommy Susko

Head Athletic Trainer: Mike Spreckels  
 Equipment Manager: Darrin Schirtzer  
 Asst. Equipment Manager: Andrew Alderman

### New York Lizards Team Directory:

Ownership: Andrew Murstein, Richard Mack, Albert Malone  
 Chief Executive Officer: Jeffrey Rudnick  
 Vice President: Casey Hilpert  
 Director, Public Relations & Youth Lacrosse: Marie Letterii  
 Director, Corporate Sales: Tom Dissette  
 Senior Sales Executives: Andrew Sclama, Pedro Suarez  
 Ticket Sales Representative: Lauren Terracciano

### New York Lizards Team Information:

First Season: 2001  
 Home Fields: Shuart Stadium, Hofstra/LaValle Stadium, Stony Brook  
 Playoff Appearances: 2001, 2002, 2003, 2005, 2009, 2010, 2012  
 MLL Championships: 2001, 2003

### Media Contact:

Marie Letterii, mletterii@nylizards.com

### All-Time Series vs. New York: 0-4

(Ohio 0-2 @ home, 0-2 @ New York)

Date	Site	W-L	Score
6/1/12	New York	L	10-20
6/16/12	Ohio	L	12-16
5/18/13	Ohio	L	8-14
8/10/13	New York	L	11-14

### All-Time Series Totals:

Machine	Stat	Lizards
40	Goals	62
1	2pt Goals	2
15	Assists	30
55	Points	51
114	Ground Balls	134
100	Shots on Goal	104
43	Faceoff Wins	74
13.5	Pen. Mins	17
4	PPG	5
1	SHG	1

### 2013 Lizards Season Leaders:

Points	Rob Pannell, 42
Goals	Rob Pannell, 25
Assists	Rob Pannell, 17
2pt Goals	Seibald/Waldeck, 2
Ground Balls	Greg Gurenlian, 109
Shots	Rob Pannell, 107
Shots on Goal	Rob Pannell, 55
PPG	Mark Matthews, 3
PPA	Rob Pannell, 3
Penalty Mins.	Jack Reid, 7
GAA	Drew Adams, 12.34
Saves	Drew Adams, 209
Save %	Drew Adams, .549

### 2013 Lizards Faceoffs:

	Wins	Atts.	FO%
Greg Gurenlian	232	362	.641
CJ Costabile	2	5	.400
Matt Dolente	0	3	.000
<b>TOTALS</b>	<b>234</b>	<b>370</b>	<b>.632</b>

### 2013 Ohio Machine Player Statistics vs. New York Lizards

#	PLAYER	POS	GP	G	A	2ptG	A	PTS	P/M	PPG	PPA	SHG	SHA	G/WG	FG	DTG	UAG	ENG	SHOTS	SPCT	SOG	
46	Mattisz, Kiel	M	2	4	0	0	0	4	0	1	0	0	0	0	0	0	0	1	0	9	.444	6
1	Woodson, Chazz	A	2	3	0	0	3	0	1	0	0	0	0	0	0	0	3	0	11	.273	8	
6	Stamwick, Steele	A	2	3	0	0	3	0	0	0	0	0	0	0	0	0	2	0	4	.750	4	
19	Cummings, Joe	A	2	1	0	2	3	.5	0	0	0	0	0	0	0	0	0	0	9	.111	7	
10	O'Brien, Eric	FD	2	2	0	0	2	.5	0	0	1	0	0	0	0	1	0	3	.667	2	6	
61	Hartzell, Kyle	D	2	1	0	1	2	.5	0	0	0	0	0	0	0	1	0	5	.200	2	2	
23	Alexander, Dominiq	M	1	1	0	1	2	.5	0	0	0	0	0	0	0	1	0	1	1.000	1	1	
20	Schuss, Logan	A	1	1	0	1	2	0	0	0	0	0	0	0	0	0	0	0	9	.111	7	
33	Bernhardt, Jake	M	1	1	0	1	2	0	0	0	0	0	0	0	0	1	0	5	.200	4	2	
17	Harrington, Willia	M	1	1	0	0	1	0	0	0	0	0	0	0	0	1	0	6	.167	3	3	
12	Meglil, Ray	D	1	1	0	0	1	0	0	0	0	0	0	0	0	1	0	2	.500	1	2	
2	Holman, Marcus	A	1	0	0	1	1	0	0	1	0	0	0	0	0	0	0	1	.000	1	1	
24	Dowling, Greg	M	1	0	0	0	1	0	0	0	0	0	0	0	0	0	0	2	.000	1	1	
30	Phillips, Brian	G	1	0	0	0	0	0	0	0	0	0	0	0	0	0	0	0	.000	0	0	
16	Smith, Joe	D	2	0	0	0	0	0	0	0	0	0	0	0	0	0	0	0	.000	0	0	
9	Schroder, Stefan	G	1	0	0	0	0	0	0	0	0	0	0	0	0	0	0	0	.000	0	0	
44	Bice, Greg	D	2	0	0	0	1	5	0	0	0	0	0	0	0	0	0	0	.000	0	0	
4	Garber, Brett	M	1	0	0	0	1	0	0	0	0	0	0	0	0	0	0	1	.000	1	1	
32	Carraro, Chase	M	1	0	0	0	0	0	0	0	0	0	0	0	0	0	0	4	.000	2	4	
42	Rodgers, Scott	G	1	0	0	0	1	0	0	0	0	0	0	0	0	0	0	0	.000	0	0	
18	Godol, Diogo	D	1	0	0	0	2	0	0	0	0	0	0	0	0	0	0	0	.000	0	0	
8	Schmidt, Max	D	2	0	0	0	.5	0	0	0	0	0	0	0	0	0	0	0	.000	0	0	
28	Burkhart, Marshall	M	2	0	0	0	0	0	0	0	0	0	0	0	0	0	0	1	.000	1	1	
21	Cornolly, Jim	A	1	0	0	0	0	0	0	0	0	0	0	0	0	0	0	4	.000	4	4	
	Hillier, JJ	FD	1	0	0	0	0	0	0	0	0	0	0	0	0	0	0	1	.000	0	0	
55	Wiedmiller, Chad	D	2	0	0	0	0	1	0	0	0	0	0	0	0	0	0	0	.000	0	0	
	TOTALS		2	19	0	7	26	10	2	1	1	0	0	0	0	0	12	0	78	.244	55	

#	GOALIE	GP	MINS	W	L	SO	GA	2ptGA	GAA	SAVES	SPCT
9	Schroder, Stefan	1	60:00	0	1	0	14	0	14.00	7	.333
42	Rodgers, Scott	1	58:42	0	1	0	14	0	14.31	11	.440
30	Phillips, Brian	1	1:18	0	0	0	0	0	.00	0	.000
	TOTALS	2		0	2	0	28	0	14.00	18	.391

### 2013 New York Lizards Player Statistics vs. Ohio Machine

#	PLAYER	POS	GP	G	A	2ptG	A	PTS	P/M	PPG	PPA	SHG	SHA	G/WG	FG	DTG	UAG	ENG	SHOTS	SPCT	SOG		
	Berger, Stephen	M	1	4	0	2	6	0	0	0	0	0	0	0	0	0	0	0	2	0	7	.571	6
3	Pannell, Rob	A	1	3	0	3	6	0	0	1	0	0	0	0	0	0	0	3	0	10	.300	3	
1	Marasco, Jo-Jo	M	1	3	0	2	5	1	0	0	0	0	1	0	0	0	0	2	0	5	.600	4	
	Earl, David	M	2	3	0	2	5	0	1	0	0	0	1	0	0	0	3	0	14	.214	7		
6	Mock, Stephen	A	1	4	0	0	4	0	1	0	0	0	0	1	0	0	0	0	8	.500	6		
72	Matthews, Mark	A	1	3	0	1	4	0	1	0	0	0	0	0	0	0	0	2	0	3	1.000	2	
22	Palasek, Tommy	A	2	3	0	1	4	0	1	0	0	0	0	1	0	0	0	10	.300	6			
18	Peysler, Stephen	M	2	2	0	0	2	0	0	0	0	0	0	0	0	0	1	0	7	.286	4		
0	Malone, Albert	M	1	1	0	0	1	0	0	0	0	0	0	0	0	0	1	0	4	.250	2		
92	Skudin, Michael	D	1	1	0	0	1	0	0	0	0	0	0	0	0	0	1	0	1	1.000	1		
96	Unterstein, Kevin	M	2	1	0	0	1	2	5	0	0	0	0	0	0	0	0	2	.500	2			
20	Tundo, Jeff	M	2	0	0	1	1	0	0	0	0	0	0	0	0	0	0	0	2	.000	2		
96	Costabile, CJ	D	1	0	0	1	5	0	0	0	0	0	0	0	0	0	0	0	0	.000	0		
	Cocchi, Dan	D	1	0	0	0	0	0	0	0	0	0	0	0	0	0	0	0	0	.000	0		
89	Mullen, Mark	D	1	0	0	0	0	0	0	0	0	0	0	0	0	0	0	0	0	.000	0		
5	Witko, Matt	F	1	0	0	0	0	0	0	0	0	0	0	0	0	0	0	0	0	.000	0		
32	Gurenlian, Greg	M	2	0	0	0	0	0	0	0	0	0	0	0	0	0	0	0	0	.000	0		
66	Grisson, Matt	A	1	0	0	0	0	0	0	0	0	0	0	0	0	0	0	0	1	.000	1		
14	Adams, Drew	G	2	0	0	0	0	0	0	0	0	0	0	0	0	0	0	0	0	.000	0		
24	Waldeck, Steven	D	2	0	0	0	1.5	0	0	0	0	0	0	0	0	0	0	0	0	.000	0		
41	Geagan, John	G	1	0	0	0	0	0	0	0	0	0	0	0	0	0	0	0	0	.000	0		
43	Reid, Jack	D	2	0	0	0	1	0	0	0	0	0	0	0	0	0	0	0	0	.000	0		
31	Bernier, Matt	D	1	0	0	0	0	0	0	0	0	0	0	0	0	0	0	0	0	.000	0		
25	Karalunas, Brian	D	2	0	0	0	0	0	0	0	0	0	0	0	0	0	0	0	0	.000	0		
8	Vitale, Joe	F	1	0	0	0	0	0	0	0	0	0	0	0	0	0	0	0	0	.000	0		
65	Unterstein, Mike	M	2	0	0	0	0	2	0	0	0	0	0	0	0	0	0	0	0	.000	0		
	TOTALS		2	28	0	13	41	8.5	3	2	0	0	0	0	0	2	2	0	15	0	74	.378	46

#	GOALIE	GP	MINS	W	L	SO	GA	2ptGA	GAA	SAVES	SPCT
14	Adams, Drew	2	118:10	2	0	0	18	0	9.14	36	.667
41	Geagan, John	1	1:50	0	0	0	1	0	32.73	0	.000
	TOTALS	2		2	0	0	19	0	9.50	36	.655



# MLL COMPOSITE GAME SCHEDULE (all games EST)

## Week 1

Sat 4/26 7:00 PM	Ohio Machine at Charlotte Hounds American Legion Memorial Stadium, Charlotte, NC
Sat 4/26 7:00 PM	Denver Outlaws at Florida Launch FAU Stadium, Boca Raton, FL
Sun 4/27 1:00 PM	Chesapeake Bayhawks at Boston Cannons Harvard Stadium, Boston, MA
Sun 4/27 6:00 PM	Rochester Rattlers at New York Lizards James M. Shuart Stadium, Hempstead, NY

## Week 2

Fri 5/2 7:30 PM	Boston Cannons at Rochester Rattlers Sahlen's Stadium, Rochester, NY
Sat 5/3 7:00 PM	Charlotte Hounds at Florida Launch FAU Stadium, Boca Raton, FL
Sat 5/3 7:00 PM	New York Lizards at Chesapeake Bayhawks Navy-Marine Corps Memorial Stadium, Annapolis, MD
Sun 5/4 5:00 PM	Ohio Machine at Denver Outlaws Sports Authority Field at Mile High, Denver, CO

## Week 3

Fri 5/9 7:30 PM	New York Lizards at Rochester Rattlers Sahlen's Stadium, Rochester, NY
Sat 5/10 3:30 PM	Chesapeake Bayhawks at Charlotte Hounds American Legion Memorial Stadium, Charlotte, NC
Sat 5/10 6:00 PM	Denver Outlaws at Boston Cannons Harvard Stadium, Boston, MA
Sat 5/10 7:00 PM	Ohio Machine at Florida Launch FAU Stadium, Boca Raton, FL

## Week 4

Sat 5/17 6:00 PM	Charlotte Hounds at Boston Cannons Harvard Stadium, Boston, MA
Sat 5/17 7:00 PM	Florida Launch at Chesapeake Bayhawks Navy-Marine Corps Memorial Stadium, Annapolis, MD
Sat 5/17 8:00 PM	New York Lizards at Ohio Machine Selby Stadium, Delaware, OH
Sat 5/17 9:00 PM	Rochester Rattlers at Denver Outlaws Sports Authority Field at Mile High, Denver, CO

## Week 5

Fri 5/30 7:30 PM	Boston Cannons at New York Lizards James M. Shuart Stadium, Hempstead, NY
Fri 5/30 9:30 PM	Charlotte Hounds at Denver Outlaws Sports Authority Field at Mile High, Denver, CO
Sat 5/31 7:00 PM	Ohio Machine at Chesapeake Bayhawks Navy-Marine Corps Memorial Stadium, Annapolis, MD
Sun 6/1 1:00 PM	Florida Launch at Rochester Rattlers Sahlen's Stadium, Rochester, NY

## Week 6

Thu 6/5 7:30 PM	Chesapeake Bayhawks at Rochester Rattlers Sahlen's Stadium, Rochester, NY
Fri 6/6 8:00 PM	Boston Cannons at Ohio Machine Selby Stadium, Delaware, OH
Sat 6/7 5:30 PM	New York Lizards at Florida Launch FAU Stadium, Boca Raton, FL
Sat 6/7 7:30 PM	Denver Outlaws at Charlotte Hounds American Legion Memorial Stadium, Charlotte, NC

## Week 7

Sat 6/14 5:30 PM	Rochester Rattlers at Ohio Machine Selby Stadium, Delaware, OH
Sat 6/14 7:00 PM	Florida Launch at Charlotte Hounds American Legion Memorial Stadium, Charlotte, NC
Sat 6/14 7:30 PM	Boston Cannons at Chesapeake Bayhawks Navy-Marine Corps Memorial Stadium, Annapolis, MD
Sat 6/14 9:00 PM	New York Lizards at Denver Outlaws Sports Authority Field at Mile High, Denver, CO

## Week 8

Fri 6/20 7:30 PM	Rochester Rattlers at Florida Launch FAU Stadium, Boca Raton, FL
Sat 6/21 7:00 PM	Chesapeake Bayhawks at Denver Outlaws Sports Authority Field at Mile High, Denver, CO
Sat 6/21 7:00 PM	Charlotte Hounds at New York Lizards James M. Shuart Stadium, Hempstead, NY
Sat 6/21 8:00 PM	Ohio Machine at Boston Cannons Harvard Stadium, Boston, MA
Thu 6/26 7:30 PM	MLL All-Star Game Harvard Stadium, Boston, MA

## Week 9

Sat 6/28 7:00 PM	Ohio Machine at New York Lizards James M. Shuart Stadium, Hempstead, NY
Sat 6/28 7:00 PM	Chesapeake Bayhawks at Florida Launch FAU Stadium, Boca Raton, FL
Sat 6/28 7:00 PM	Boston Cannons at Charlotte Hounds American Legion Memorial Stadium, Charlotte, NC
Sun 6/29 1:00 PM	Denver Outlaws at Rochester Rattlers Sahlen's Stadium, Rochester, NY

## Week 10

Thu 7/3 7:30 PM	Florida Launch at New York Lizards James M. Shuart Stadium, Hempstead, NY
Fri 7/4 4:00 PM	Chesapeake Bayhawks at Ohio Machine Selby Stadium, Delaware, OH
Fri 7/4 9:00 PM	Boston Cannons at Denver Outlaws Sports Authority Field at Mile High, Denver, CO
Sat 7/5 7:00 PM	Rochester Rattlers at Charlotte Hounds American Legion Memorial Stadium, Charlotte, NC

## Week 11

Thu 7/17 7:00 PM	Rochester Rattlers at Chesapeake Bayhawks Navy-Marine Corps Memorial Stadium, Annapolis, MD
Sat 7/19 6:00 PM	New York Lizards at Boston Cannons Harvard Stadium, Boston, MA
Sat 7/19 7:00 PM	Charlotte Hounds at Ohio Machine Selby Stadium, Delaware, OH
Sun 7/20 3:00 PM	Florida Launch at Denver Outlaws Sports Authority Field at Mile High, Denver, CO

## Week 12

Sat 7/26 4:30 PM	Denver Outlaws at Ohio Machine Selby Stadium, Delaware, OH
Sat 7/26 7:00 PM	Boston Cannons at Florida Launch FAU Stadium, Boca Raton, FL
Sat 7/26 7:00 PM	Charlotte Hounds at Rochester Rattlers Sahlen's Stadium, Rochester, NY
Sun 7/27 3:00 PM	Chesapeake Bayhawks at New York Lizards Kenneth P. LaValle Stadium, Stony Brook, NY



## National TV Schedule

Sun 4/27	Rochester Rattlers at New York Lizards	6:00 PM
Fri 5/9	New York Lizards at Rochester Rattlers	7:30 PM
Sat 5/10	Chesapeake Bayhawks at Charlotte Hounds	3:30 PM
Sat 5/17	Rochester Rattlers at Denver Outlaws	9:00 PM
Fri 5/30	Charlotte Hounds at Denver Outlaws	9:30 PM
Sat 5/31	Ohio Machine at Chesapeake Bayhawks	7:00 PM
Thu 6/5	Chesapeake Bayhawks at Rochester Rattlers	7:30 PM
Fri 6/6	Boston Cannons at Ohio Machine	8:00 PM
Sat 6/7	New York Lizards at Florida Launch	5:30 PM
Sat 6/14	Boston Cannons at Chesapeake Bayhawks	7:30 PM
Fri 6/20	Rochester Rattlers at Florida Launch	7:30 PM
Thu 6/26	MLL All-Star Game	7:30 PM
Sun 6/29	Denver Outlaws at Rochester Rattlers	1:00 PM
Fri 7/4	Chesapeake Bayhawks at Ohio Machine	4:00 PM
Fri 7/4	Boston Cannons at Denver Outlaws	9:00 PM
Sat 7/19	Charlotte Hounds at Ohio Machine	7:00 PM
Sun 7/20	Florida Launch at Denver Outlaws	3:00 PM
Sat 7/26	Denver Outlaws at Ohio Machine	4:30 PM
Sun 7/27	Chesapeake Bayhawks at New York Lizards	3:00 PM
Thu 7/31	Denver Outlaws at Chesapeake Bayhawks	7:30 PM
Fri 8/1	New York Lizards at Charlotte Hounds	7:00 PM
Sat 8/16	Semifinal #1	4:00 PM
Sat 8/16	Semifinal #2	6:30 PM
Sat 8/23	Championship Game	7:00 PM

## Week 13

Thu 7/31 7:30 PM	Denver Outlaws at Chesapeake Bayhawks Navy-Marine Corps Memorial Stadium, Annapolis, MD
Fri 8/1 7:00 PM	New York Lizards at Charlotte Hounds American Legion Memorial Stadium, Charlotte, NC
Sat 8/2 3:00 PM	Florida Launch at Boston Cannons Harvard Stadium, Boston, MA
Sat 8/2 7:00 PM	Ohio Machine at Rochester Rattlers Sahlen's Stadium, Rochester, NY

## Week 14

Sat 8/9 5:30 PM	Denver Outlaws at New York Lizards James M. Shuart Stadium, Hempstead, NY
Sat 8/9 7:00 PM	Rochester Rattlers at Boston Cannons Harvard Stadium, Boston, MA
Sat 8/9 7:00 PM	Charlotte Hounds at Chesapeake Bayhawks Navy-Marine Corps Memorial Stadium, Annapolis, MD
Sat 8/9 7:00 PM	Florida Launch at Ohio Machine Selby Stadium, Delaware, OH

## Playoffs

Sat 8/16 4:00 PM	Semifinal #1 Game to be played at higher seed
Sat 8/16 6:30 PM	Semifinal #2 Game to be played at higher seed
Sat 8/23 7:00 PM	Championship Game Fifth Third Bank Stadium, Kennesaw, GA



# LACROSSE BASICS

## POSITIONS

Each team is allowed a maximum of 10 players on the field at once.

**Attack** - Three (3) Attackmen play at a time. Like strikers in soccer, the Attack is counted on for most of the scoring. Unlike soccer however, the Attack cannot cross the midfield line and must remain on its offensive side of the field.

**Defense** - The counterpart to the Attack, three (3) Defensemen play at a time. The Defense cannot cross the midfield line and must remain on its defensive side of the field, covering the opponent's Attack.

**Midfield** - The workhorses of the team, the three (3) Midfielders aren't restricted to one side of the field and therefore are counted on to play both offense and defense. Because teams are free to substitute on the fly, many teams rotate situational specialists at the Midfield.

**Long-stick Midfielder** - As a specialist Midfielder, the Long-Stick Midfielder is usually counted on to cover the opposing team's best Midfielder. So named because they play with a much longer defensive stick.

**Face-off Specialist** - Another specialist, this Midfielder takes the majority of the team's face-offs and, upon securing possession for the team, usually leaves the field to be replaced with a more offensively-skilled Midfielder.

**Goalkeeper** - Perhaps the craziest job in all of sports, Goalkeepers are responsible for saving shots coming in at speeds of up to 111 mph while wearing a minimal amount of equipment. A Goalie's ability to direct the Defense, as well as make smart outlet passes to get the offense started, are often as important as his ability to make saves.

## EQUIPMENT

**"Crosse"** - More commonly referred to simply as a lacrosse stick, comes in three (3) basic varieties, each with a metal shaft and a plastic head, which contains the pocket.

**"Short Stick"** - The most common stick on the field, the shaft measures up to 42 inches in length and is used by Attackmen and Midfielders.

**"Long Pole"** - These shafts can measure up to six feet in length and are used by the Defensemen and Long Stick Midfielders. Each team is permitted to have no more than four (4) Long Poles on the field at a time.

**Goalie Stick** - The Goalkeeper's stick has a much larger head to help make saves.

**"Cradling"** - This is the method used to keep the ball inside the pocket by rocking the stick back and forth to create centrifugal force.

## PLAYING THE GAME

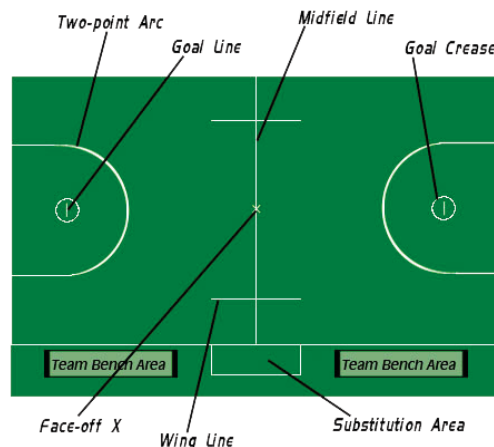
**The Face-Off:** Play begins each quarter at the Face-Off X with two (2) opposing players, usually "Face-Off Specialists," crouching down over the ball with their sticks parallel to the Midfield Line. Each team has two additional Midfielders lined up behind the Wing Lines. On the whistle, the players facing-off attempt to pick up the ball or direct it to a teammate. Once one team gains possession, the 60-second Shot Clock begins.

**Scoring:** The team in possession of the ball has 60 seconds to score a goal. The ball is usually shot from the stick but may also be kicked in or directed with any part of the body but the hands. The ball must completely cross the Goal Line to count as a goal. A goal shot from outside the 16-yard arc counts as two points, all others count as one point. A Face-Off occurs after every goal.

**Resetting the Shot Clock:** If the ball hits the goalkeeper or a goal post, the Shot Clock is reset back to :60. If the Shot Clock expires, the opposing team is awarded possession, with the Shot Clock beginning anew.

**Clearing:** If a team loses possession of the ball in the offensive zone (for example, a Goalkeeper save or a Shot Clock violation), the team gaining possession will immediately attempt to "clear" the ball over the Midfield Line. If the team fails to clear the ball within 20 seconds, possession is awarded to the other team.

**Substitutions:** Teams may substitute players at any time during play. All such substitutions must be made through the substitution box in a "one off" for "one on" fashion.



## FIELD FACTS

### Technical Specs:

- Field Width: 60 Yards
- Field Length: 110 Yards
- Goal Crease: 9 Ft. Radius
- Goal Dimensions: 6'x6'
- The Two-Point Arc is 16 yards from the goal
- Game Ball: Orange, solid rubber and roughly the same size & weight of a baseball

### Timing Rules:

- The game is played over four (4) 15-minute quarters.
- Each quarter is "running time" - the game clock generally does not stop on whistles - except during the last two minutes of each quarter
- If the game is tied at the end of regulation, the teams play 10-minute overtime periods until a goal is scored; games do not end in a tie.

### Differences from College:

MLL features several rule variations from the college game including:

- A 16-yard Two-Point Arc
- A 60-second Shot Clock
- Faster restarts of play after whistle
- Faster substitution rules, i.e. no "sideline horn"



# LACROSSE BASICS

## TERMINOLOGY

**Backing Up:** When the ball is shot out of bounds, the team whose player is closest to the ball is awarded possession; backing up is when an offensive player deliberately positions himself to be closest to the ball if it is shot out of bounds by a teammate.

**Body Check:** Defensive move used to slow an opponent who has the ball; must be above the waist and below neck.

**Bull Dodge:** Offensive power move in which the shooter pushes the defender towards the goal in an attempt to keep the defender off-balance and get a better shot on goal.

**Clear:** An attempt by the team in possession to transition the ball from defense to offense.

**Cradle:** Method used to keep the ball inside the pocket of the stick by rocking it back and forth.

**Crease:** The nine-foot radius containing the goal in which offensive players cannot enter. Shooters and their teammates cannot stand on (or inside) the line or their goals won't count.

**Crosscheck:** Defensive strategy using the shaft of stick to redirect an opponent.

**Face-Off:** Takes place at the start of each quarter and after every goal. Two opposing players crouch down at midfield, hold their sticks flat on the ground and press the backs of their stick pockets together; the ball is then placed between the pockets and, when signaled to start, the players "rake" or clamp the ball to vie for control.

**Failure to Advance:** Upon gaining possession of the ball and resetting of the Shot Clock, the failure of a team to advance the ball from its defensive end of the field within 20 seconds.

**Ground Ball:** Occurs when there is no possession and the ball is bouncing, rolling or deflected off the goaltender.

**Power Play:** When a team has a man advantage because the other team has at least one (1) player in the penalty box.

**Ride or Riding:** Defending a clear; an attempt to stop the team in possession from clearing the ball.

**Roll Dodge:** Offensive move in which the player with the ball rolls with his back to the defender to free his hands for a pass.

**Shorthanded:** When one team has at least one more player serving time for a penalty than its opponent.

**Shot Clock Violation:** Failure to get a shot on goal—whether it hits the post, rebounds off the goalkeeper or is saved by a defensive player in the crease—in 60 seconds.

**Split Dodge:** When an offensive player with the ball changes direction by moving the stick from one hand to the other in a crossover motion.

**Takeaway Check:** An attempt to strip the offensive player of the ball using the defenseman's stick.

## COMMON PENALTIES

**Holding:** Occurs when a player impedes the movement of an opponent or an opponent's crosse.

**Offsides:** Occurs when a team does not have at least four (4) players on its defensive side of the midfield line or at least three (3) players on its offensive side of the midfield line.

**Pushing:** Occurs when a player thrusts or shoves a player from behind.

**Slashing:** Occurs when a player's stick viciously contacts an opponent in any area other than the stick or gloved hand on the stick.

**Illegal Body Check:** Occurs when a player is hit above the shoulders, below the waist or from the rear.

**Enforcement of penalties:** Can result in loss of possession and/or suspension from the game (usually for thirty seconds or one minute).

## MLL QUICK HITS

### MLL Season Format:

- Regular Season: April - August
- 14 regular season games
- Eight teams
- Play each team twice (home & away)

### MLL Postseason Format:

- Top four teams advance to the MLL Playoffs
- Semifinals played at the home of the top two seeds. Single-elimination.
- Winners advance to the MLL Championship Game on August 23 at Fifth Third Bank Stadium on the campus of Kennesaw State University.

### MLL Teams:

- Boston Cannons
- Charlotte Hounds
- Chesapeake Bayhawks
- Denver Outlaws
- Florida Launch
- Long Island Lizards
- Ohio Machine
- Rochester Rattlers

