

Lee Zink #29
2013 MLL Defensive
Player of the Year

Jesse Schwartzman #19
2013 MLL Goalie
of the Year

Drew Snider #23
2013 MLL Most Improved
Player of the Year

OUTLAWS

L A C R O S S E

2014 MEDIA GUIDE





Denver Outlaws Corporate Offices

Sports Authority Field at Mile High
1701 Bryant St., Denver, CO 80204

Telephone: (720) 258-3600 • **Ticket Office:** 303-OUTLAWS

Website: www.DenverOutlaws.com

2014 DENVER OUTLAWS SCHEDULE

Date	Opponent	Time*
Sat., April 26	at Florida	5 p.m.
SUN., MAY 4	VS. OHIO	3 P.M.
Sat., May 10	at Boston	4 p.m.
SAT., MAY 17	VS. ROCHESTER	7 P.M.
FRI., MAY 30	VS. CHARLOTTE	7:30 P.M.
Sat., June 7	at Charlotte	5:30 p.m.
SAT., JUNE 14	VS. NEW YORK	7 P.M.
SAT., JUNE 21	VS. CHESAPEAKE	5 P.M.
Thu., June 26	MLL All-Star Game^	TBA
Sun., June 29	at Rochester	11 a.m.
FRI., JULY 4	VS. BOSTON	7 P.M.
SUN., JULY 20	VS. FLORIDA	1 P.M.
Sat., July 26	at Ohio	2:30 p.m.
Thu., July 31	at Chesapeake	5:30 p.m.
Sat., Aug. 9	at New York	3:30 p.m.
Sat., Aug. 16	MLL Semifinals%	TBA
Sat., Aug. 23	MLL Championship#	7 p.m.

*All times MDT; ^Harvard Stadium in Boston; %Home sites; #Fifth Third Bank Stadium in Kennesaw, Ga.

Credits

The 2014 Denver Outlaws Media Guide is published by the Denver Outlaws, 1701 Bryant St., Denver, CO, 80204. All rights reserved. Writing, design, editing and layout by Stuart Zaas. Cover design by Brigham Draper. Photography by Getty Images.



QUICK FACTS

Founded
2006

Owner
Pat Bowlen

President
Mac Freeman

General Manager
Tony Seaman

Head Coach
B.J. O'Hara

Colors
Black, Silver and Orange

Stadium
Sports Authority Field at Mile High

Capacity
76,125

All-Time Record (Playoffs)
60-26 (.698) (4-7, .364)

MLL Playoff Appearances
8

MLL Championship Appearances
4

Media Contact
Stuart Zaas
stuart.zaas@denveroutlaws.com

INDEX

2013 Season Review.....	63
2014 Denver Outlaws Rosters	59
All-Time Honors & Awards	110
All-Time Roster	108
Biographies - Executives and Coaches.....	3
Biographies - Medical Staff.....	11
Biographies - Players	14
Denver Outlaws Dance Team.....	137
Denver Outlaws Mascot, Stix	138
Sports Authority Field at Mile High.....	139
Lacrosse Overview and Glossary.....	140
Media Information	143
MLL All-Time Records	129
MLL Directory & Record Book	112
MLL Year-by-Year Results	116
National Television Schedule	2
Outlaws in Postseason Play	86
Outlaws Record Book.....	87
Outlaws Year-by-Year Results	69
Results by Opponent	89
Team Directory	1

TEAM DIRECTORY

Executives and Front Office

Owner and CEO Pat Bowlen
President..... Mac Freeman
General Manager Tony Seaman
Director of Business Development Chuck Olney

Coaching Staff

Head Coach..... B.J. O'Hara
Asst. General Manager/Asst. Coach Jon Cohen
Equipment Manager Scott Morrison
Strength and Conditioning Coach..... Chris Spangler

Sales/Marketing/Public Relations

Ted Tseng..... Director of Sales and Marketing
Liz Coates Director of Gameday Entertainment
Samantha Roman Marketing Manager
Stuart Zaas..... Public Relations Coordinator
Howard Brown..... Director of Gameday Operations

Ticket Sales

Aaron Cook..... Director of Ticket Sales
Elizabeth Goodman Sr. Account Executive
Brea Griffith Account Executive
Mac Kelly Account Executive
Charlie Matthews Sales Representative
Drew Schneider Sales Representative

Dance Team

Dance Director/Choreographer Brianna Mercer
Assistant Director/Photographer Todd Clark

Medical Support Staff

Maggie Yates..... Head Athletic Trainer
Dr. Phil Stull..... Team Doctor
Dr. Mike Lipnick Team Doctor
Dr. Dave Shapiro Team Chiropractor
Anna Castellano Team Massage Therapist



2014 MLL NATIONAL TELEVISION SCHEDULE

Sun 4/27 Rochester Rattlers at New York Lizards	6:00 PM
Fri 5/9 New York Lizards at Rochester Rattlers	7:30 PM
Sat 5/10 Chesapeake Bayhawks at Charlotte Hounds	3:30 PM
Sat 5/17 Rochester Rattlers at Denver Outlaws	9:00 PM
Fri 5/30 Charlotte Hounds at Denver Outlaws	9:30 PM
Sat 5/31 Ohio Machine at Chesapeake Bayhawks	7:00 PM
Thu 6/5 Chesapeake Bayhawks at Rochester Rattlers	7:30 PM
Fri 6/6 Boston Cannons at Ohio Machine	8:00 PM
Sat 6/7 New York Lizards at Florida Launch	5:30 PM
Sat 6/14 Boston Cannons at Chesapeake Bayhawks	7:30 PM
Fri 6/20 Rochester Rattlers at Florida Launch	7:30 PM
Thu 6/26 MLL All-Star Game	7:30 PM
Sun 6/29 Denver Outlaws at Rochester Rattlers	1:00 PM
Fri 7/4 Chesapeake Bayhawks at Ohio Machine	4:00 PM
Fri 7/4 Boston Cannons at Denver Outlaws	9:00 PM
Sat 7/19 Charlotte Hounds at Ohio Machine	7:00 PM
Sun 7/20 Florida Launch at Denver Outlaws	3:00 PM
Sat 7/26 Denver Outlaws at Ohio Machine	4:30 PM
Sun 7/27 Chesapeake Bayhawks at New York Lizards	3:00 PM
Thu 7/31 Denver Outlaws at Chesapeake Bayhawks	7:30 PM
Fri 8/1 New York Lizards at Charlotte Hounds	7:00 PM
Sat 8/16 Semifinal #1	4:00 PM
Sat 8/16 Semifinal #2	6:30 PM
Sat 8/23 Championship Game	7:00 PM



QUICK FACTS

Founded
2006

Owner
Pat Bowlen

President
Mac Freeman

General Manager
Tony Seaman

Head Coach
B.J. O'Hara

Colors
Black, Silver and Orange

Stadium
Sports Authority Field at Mile High

Capacity
76,125

All-Time Record (Playoffs)
60-26 (.698) (4-7, .364)

MLL Playoff Appearances
8

MLL Championship Appearances
4

Media Contact
Stuart Zaas
stuart.zaas@denveroutlaws.com

INDEX

2013 Season Review.....	63
2014 Denver Outlaws Rosters	59
All-Time Honors & Awards	110
All-Time Roster	108
Biographies - Executives and Coaches.....	3
Biographies - Medical Staff.....	11
Biographies - Players	14
Denver Outlaws Dance Team.....	137
Denver Outlaws Mascot, Stix	138
Sports Authority Field at Mile High.....	139
Lacrosse Overview and Glossary.....	140
Media Information	143
MLL All-Time Records	129
MLL Directory & Record Book	112
MLL Year-by-Year Results	116
National Television Schedule	2
Outlaws in Postseason Play	86
Outlaws Record Book.....	87
Outlaws Year-by-Year Results	69
Results by Opponent	89
Team Directory	1

TEAM DIRECTORY

Executives and Front Office

Owner and CEO Pat Bowlen
President..... Mac Freeman
General Manager Tony Seaman
Director of Business Development Chuck Olney

Coaching Staff

Head Coach..... B.J. O'Hara
Asst. General Manager/Asst. Coach Jon Cohen
Equipment Manager Scott Morrison
Strength and Conditioning Coach..... Chris Spangler

Sales/Marketing/Public Relations

Ted Tseng..... Director of Sales and Marketing
Liz Coates Director of Gameday Entertainment
Samantha Roman Marketing Manager
Stuart Zaas..... Public Relations Coordinator
Howard Brown..... Director of Gameday Operations

Ticket Sales

Aaron Cook..... Director of Ticket Sales
Elizabeth Goodman Sr. Account Executive
Brea Griffith Account Executive
Mac Kelly Account Executive
Charlie Matthews Sales Representative
Drew Schneider Sales Representative

Dance Team

Dance Director/Choreographer Brianna Mercer
Assistant Director/Photographer Todd Clark

Medical Support Staff

Maggie Yates..... Head Athletic Trainer
Dr. Phil Stull..... Team Doctor
Dr. Mike Lipnick Team Doctor
Dr. Dave Shapiro Team Chiropractor
Anna Castellano Team Massage Therapist



Pat Bowlen

President and Chief Executive Officer Denver Broncos and Denver Outlaws

Pat Bowlen enters his 31st year as President and CEO of the Denver Broncos and his ninth of the Denver Outlaws in 2014, and he is still the only two-decade owner of a major-league sports team in Colorado history.

The Broncos' and Outlaws' President and CEO has fashioned a powerful reputation among his peers as a bold, dynamic leader who is single-minded in his pursuit of excellence, whether representing the Broncos, the Outlaws, the city of Denver, the state of Colorado, Major League Lacrosse or the National Football League.

His status and reputation as an owner were recognized within the state on April 10, 2007, when Mr. Bowlen was inducted into the Colorado Sports Hall of Fame.

For many years, Mr. Bowlen's reputation as an outstanding owner has been well known nationally. In 1987, he finished second in The Sporting News Executive of the Year balloting. In December 2000, ESPN conducted a fan poll asking which NFL owner would be the best for which to play. Mr. Bowlen finished first among all NFL owners with 44.7 percent of the more than 60,000 votes cast. Mr. Bowlen has been well respected for many years by fans, players, coaches, his peers and NFL executives.

Pat Bowlen was introduced as the majority owner of the Denver Broncos on March 23, 1984, and that announcement triggered a new era in franchise history. Mr. Bowlen and the Bowlen family acquired 100 percent ownership of the Broncos in July 1985, and currently his brother John Bowlen owns a minority interest in the Broncos.

Mr. Bowlen was born in Prairie du Chien, Wis., where he attended high school. He went on to the University of Oklahoma, earning degrees in both business (1965) and law (1968). After successful careers in oil, gas and real estate, he purchased the Denver Broncos in 1984.

He is chairman of the board of the Denver Broncos Charities Fund and in that capacity has donated more than \$25 million to charitable organizations in the Denver area since the inception of that fund in 1993. Mr. Bowlen served as the Honorary Chairman of the Colorado Special Olympics for 19 years. He has served as the Honorary Chairman of the Stadium Stampede (formerly the Colorado Family Classic) to benefit St. Joseph's Hospital Foundation for 27 years, and this is his 17th year as Honorary Chairman of the Capuchin Friars Brown Robe Benefit fundraising dinner. He also is Honorary Chairman of the Cherish the Children Gala, chaired the 1989 Centennial Scholarship rally at the University of Northern Colorado in Greeley, Colo. and was Co-Chairman of the Rose Medical Center Critical Care Campaign from 1986-89.

In addition, Mr. Bowlen was elected to the University of Denver Board of Trustees in 1987. He is currently a member of the DU Athletic Affairs Committee. His previous DU committee memberships include the Institutional Advancement Committee and Institutional Advancement/University Relations subcommittee. He also was named to the Colorado Academy Board of Trustees in 1991. He has been a member of the American Ireland Fund Dinner Committee for the past 19 years and a Trustee for the Irish Community Center for eight years. He serves on the Board of Trustees of the Hawaii Maritime Center.

Mr. Bowlen is a member of several other clubs and societies, including the Alberta Bar Association and the Law Society of Alberta. He also was a member of the Young Presidents Organization.

Mr. Bowlen maintains an active lifestyle and exercises extensively as part of his daily regimen. He has competed in the Ironman Triathlon—an event in which one must swim 2.4 miles, ride 112 miles on a bicycle and run 26.2 miles, all consecutively—as well as in other triathlon races and several marathons.



Mac Freeman

Vice President
Edge Sports and Entertainment

Mac Freeman is the Vice President of Edge Sports and Entertainment which oversees the business operations of the Denver Outlaws. He also serves as the vice president of stadium operations for Sports Authority Field at Mile High. In that role he has developed the stadium into one of the premier locations in the country for sporting events, concerts and private events.

Freeman joined the Broncos in January of 2001 after serving as general manager for the final three years at Mile High Stadium. He possesses experience in every major professional league, having worked in the NFL, MLB, NBA, NHL, MLL and MLS and has worked in every type of public assembly venue including stadiums, arenas, theaters and amphitheaters.

Having spent more than 15 years in private management of public facilities, Freeman brings significant expertise in event booking, fiscal planning and budgeting, and efficient facility operations. Prior to his assignment in Denver, Freeman served as the assistant general manager of both Three Rivers Stadium and Mellon Arena in Pittsburgh.

While in management now, Freeman comes from a marketing background, having served as the director of marketing at the Los Angeles Memorial Coliseum and Sports Arena, Pittsburgh's Mellon Arena and the Richmond Coliseum and Mosque Theater.

Freeman is active in the community serving on boards with both the Metro Denver Sports Commission and the Denver Civic Ventures Inc., the public purpose board of the Downtown Denver Partnership.

Freeman received a Bachelor of Arts in Political Science from Hampden-Sydney College in Hampden-Sydney, Va. He and his wife, Molly, have three children, Lily, James and Jack.



COACHING STAFF



Tony Seaman

General Manager
3rd Outlaws season

Seaman enters his third season as general manager of the Denver Outlaws in 2014. He joined the team after spending the previous 28 years coaching at the collegiate level. He currently serves as a member of the NCAA Division I Men's Lacrosse Committee.

Seaman engineered a team that set 21 team records and 10 MLL records in 2013 on its way to become the first in MLL history and just the fourth team in North American major pro sports to finish a season undefeated. Denver's 14-0 record set a league mark for most wins in a season.

In his two years as the team's general manager, the Outlaws have amassed a league-best 25-3 (.893 pct.) record that represents a league mark for most wins in a two-year span. Denver has outscored opponents 465-307 in that time period with that 159 goal differential leading all clubs.

Denver has earned the MLL's top playoff seed in both years under Seaman's leadership.

The 2013 Outlaws squad earned four year-end league awards, which tied the 2004 Philadelphia Barrage for the most individual honors in MLL history. Head Coach Jim Stagnitta, who was hired by Seaman before the 2012 season, earned Coach of the Year, Drew Snider earned Most Improved Player, Jesse Schwartzman was named Goalie of the Year and Lee Zink won the Defenseman of the Year Award.

In his first season overseeing the Outlaws personnel department in 2012, Seaman built a squad that earned the MLL's No. 1 playoff seed after finishing with a league-best 11-3 record and advanced to the MLL Championship Game.

COACHING RECORD

Year	Position	Team	W	L	Pct.
2013	GM	Denver Outlaws	14	0	1.000
2012	GM	Denver Outlaws	11	3	.786
2010	Head Coach	Towson	7	8	.467
2009	Head Coach	Towson	7	10	.412
2008	Head Coach	Towson	5	9	.357
2007	Head Coach	Towson	9	7	.563
2006	Head Coach	Towson	8	6	.571
2005	Head Coach	Towson	11	5	.688
2004	Head Coach	Towson	11	5	.688
2003	Head Coach	Towson	9	6	.600
2002	Head Coach	Towson	7	5	.583
2001	Head Coach	Towson	14	4	.778
2000	Head Coach	Towson	3	10	.231
1999	Head Coach	Towson	5	8	.385
1998	Head Coach	Johns Hopkins	10	4	.714
1997	Head Coach	Johns Hopkins	10	4	.714
1996	Head Coach	Johns Hopkins	8	6	.571
1995	Head Coach	Johns Hopkins	13	1	.929
1994	Head Coach	Johns Hopkins	9	5	.643
1993	Head Coach	Johns Hopkins	11	4	.733
1992	Head Coach	Johns Hopkins	8	5	.615
1991	Head Coach	Johns Hopkins	8	4	.667
1990	Head Coach	Pennsylvania	6	7	.462
1989	Head Coach	Pennsylvania	9	5	.643
1988	Head Coach	Pennsylvania	11	4	.733
1987	Head Coach	Pennsylvania	10	5	.667
1986	Head Coach	Pennsylvania	6	7	.462
1985	Head Coach	Pennsylvania	10	4	.714
1984	Head Coach	Pennsylvania	12	2	.857
1983	Head Coach	Pennsylvania	10	3	.769
TOTAL			272	156	.636



Seaman has made a pair of trades that brought players to Denver who went on to win the league's Most Improved Player of the Year Award with the team.

Seaman dealt for midfielder Jeremy Sieverts prior to the 2012 season. Sieverts, who entered the year with just six career points, earned the league's Most Improved Player Award that year after netting 26 goals with seven assists and seven two-pointers to finish as the league's ninth-leading scorer with 40 points.

Seaman made a deal to acquire Drew Snider, who totaled 12 points as a rookie in 2012 before exploding for a 46-point output and earning the league's Most Improved Player of the Year. in 2013.

Seaman also dealt for the fourth overall pick in the 2012 MLL Collegiate Draft, which he used to select attackman Mark Matthews. Matthews emerged as a Rookie of the Year candidate after leading all rookies with four Rookie of the Week honors on his way to scoring 28 points in his rookie campaign.

Seaman engineered a trade for attackman Chris Bocklet before the rookie had played his first MLL contest. Bocklet went on to earn a pair of Rookie of the Week honors and finished the year with 17 goals and three assists in just seven regular-season games. as a rookie and ranked fourth in the league with seven postseason goals. In 2013, Bocklet was the league's leading goal scorer with 42 goals and tied atop the MLL leaderboard with 55 total points.

Denver's 2012 rookie class assembled by Seaman accounted for 52 goals and 17 assists on the season. Five different rookies scored for the team in 2012 and the rookie class accounted for 20.2 percent of the team's offense.

During his first season as the team's general manager, the Outlaws set franchise records in wins (11), goals (229), assists (116), ground balls (482) and shooting percentage (.348) with the 229 goals representing a single-season MLL record.

Seaman tutored 85 All-Americans during coaching career at the University of Pennsylvania (1983-91), Johns Hopkins University (1991-99) and Towson University (1999-2011). He registered a 247-153 (.618 pct.) career coaching record at the college level and his teams reached the NCAA Tournament 19 times during his career.

He is the only coach to be named the NCAA National Coach of the Year at two different schools (Penn – 1983, '84 and Towson – 2001), and is the only coach in NCAA Division I lacrosse history to lead three different schools to the NCAA tournament (Penn – 6 times, Johns Hopkins – 8 times and Towson – 5 times).

In 1994, Seaman coached the United States National Team in the 1994 ILF World Championships in Manchester, England, leading the U.S. to the gold medal.

Seaman began his coaching career at Lynbrook High School (1972-1981), where he earned two Division IV Nassau County Coach of the Year awards and led the team to the South Shore championship in 1978.

Seaman and his wife, Guri have a daughter, Barb, who played lacrosse at Penn and a son, Greg, who played for Princeton University.



B.J. O'Hara

Head Coach 3rd Outlaws season

O'Hara enters his 11th MLL season and 37th overall as a lacrosse coach in 2014. He was appointed to his current position as head coach on Sept. 27, 2013, after serving as an assistant coach for the club from 2012-13.

O'Hara has posted a career record of 231-170 (.576) through the 2013 season, which includes 11 seasons of MLL coaching experience.

His teams have reached the postseason 20 times under his guidance, including nine NCAA Championships and one MLL Title. O'Hara has coached 106 NCAA All-Americans and MLL All Stars during his career, including 13 Outlaws All-Stars.

O'Hara helped coach a team that set 21 team records and 10 MLL records in 2013 on its way to become the first in MLL history and just the fourth team in North American major pro sports to finish a season undefeated. Denver's 14-0 record set a league mark for most wins in a season.

In his two years as an assistant coach with Denver, the Outlaws have posted a league-best 25-3 (.893 pct.) record that represents a league mark for most wins in a two-year span. Denver has outscored opponents 465-307 in that time period with that 159 goal differential leading all clubs.

In his first season as an assistant coach for the Outlaws in 2012, the team set franchise records in in wins (11), goals (229), assists (116), ground balls (482) and shooting percentage (.348).

COACHING RECORD					
Year	Position	Team	W	L	Pct.
2013	Asst. Coach	Outlaws	14	0	1.000
2012	Asst. Coach	Outlaws	11	3	.786
2011	GM/HC	Rochester	0	6	.000
2010	Head Coach	Chicago	4	8	.333
2009	Head Coach	Chicago	3	9	.250
2008	Head Coach	Rochester	9	3	.750
2007	Head Coach	Rochester	9	3	.750
2006	Head Coach	Rochester	5	7	.417
2005	Head Coach	Rochester	6	6	.500
2004	Head Coach	Rochester	7	4	.636
2003	Head Coach	Rochester	5	7	.417
2003	Asst. Coach	Syracuse	10	6	.625
2002	Asst. Coach	Syracuse	15	2	.882
1990-01	Head Coach	Hobart	90	63	.588
1989	Head Coach	Dartmouth	5	10	.333
1988	Head Coach	Dartmouth	5	9	.357
1987	Head Coach	Dartmouth	4	8	.333
1982-86	Asst. Coach	Hobart	-	-	-
1981	Asst. Coach	RPI	8	3	.727
1980	Head Coach	Alfred	6	5	.545
1979	Asst. Coach	N.C. State	8	4	.667
1978	Asst. Coach	N.C. State	7	4	.636
TOTAL			231	170	.576



O'Hara began his MLL coaching career with the Rochester Rattlers in 2003 and led the Rattlers to their only Steinfeld Cup (2008), while reaching the MLL semifinals three other seasons ('04, '05, '07). With the Rattlers' move to Toronto, O'Hara was hired as the head coach of the Chicago Machine prior to the 2010 season. After one year in Chicago, the team relocated to Rochester, and added general manager responsibilities to his title.

Prior to joining the professional ranks, O'Hara worked as an assistant coach at Syracuse University for two seasons, helping the school to an NCAA Division I Championship in 2002 and back to the NCAA Semifinals in 2003.

O'Hara spent 12 seasons (1990-2001) as the head coach at his Alma Matter, Hobart College, where he led the Statesmen to three NCAA Division III Championships and a total of six NCAA Tournament selections (four at the Division III level and two at the Division I level). He was named the 2000 Patriot League Coach of the year after leading Hobart to the conference title and Division I NCAA Tournament. Under his guidance, Hobart posted a 90-63 overall record (.606), including a 43-46 (.483) mark in the school's first years of Division I competition.

O'Hara's first head-coaching experience came at Dartmouth College, where he coached both men's lacrosse and women's soccer (1986-1990). Before making the move to Dartmouth, he spent five seasons (1982-86) as an assistant lacrosse/soccer coach at Hobart, where the Statesmen earned NCAA Division III Lacrosse Championships each season. He served as an assistant coach at North Carolina State University in 1978-79 before becoming head coach at Alfred University, which was followed by one season as an assistant coach at Rensselaer Polytechnic Institute.

A member of the U.S. Lacrosse Regional Hall of Fame, O'Hara was chosen to represent the MLL in the selection of the 2010 U.S. Men's National Team, which went on to win the gold medal at the 2010 FIL World Championships. From 1994-99, O'Hara was a member of the NCAA Men's Lacrosse Committee where he was responsible for championship selection and operation, along with rules advisement for Divisions I, II and III. He served as the President of the United States Intercollegiate Lacrosse Association from 1998-2000.

O'Hara was a four-year letterman and two-time All-American who served as team captain during his senior season with the Statesmen (1975). He ranks second on the school's all-time goals scored list (163), fourth in points (280) and fourth in assists (117), and earned a spot in the school's Hall of Fame.

O'Hara holds a master's degree in educational psychology and counseling from Slippery Rock (Pa.) University. He began his coaching career at West Genesee High School in Camillus, N.Y., where he enjoyed a distinguished lacrosse and soccer career.



Jon Cohen

Assistant GM/Assistant Coach 3rd Outlaws season

Cohen enters his eighth season with the Outlaws in 2014 having worked as a visiting team liaison (2007), head equipment manager (2008-10) and assistant general manager (2011-13).

Cohen finished his third season as the team's assistant general manager in 2013, helping with a club that became the first in MLL history to finish a season undefeated. Denver set 21 team records and 10 MLL records in 2013 on its way to become the first team in MLL history and just the fourth team in North American major pro sports to finish a regular season undefeated.

Overall, Denver has a 64-24 (.727 pct.) record in Cohen's time with the club, which represents the best record in the league in that span. In his three years as assistant general manager, Denver has amassed a 32-8 (.800 pct.) record with a +179 goal differential that is more than 100 goals better than the second-highest differential in that span.

The second-longest tenured member of the team's player/coach roster behind defenseman Lee Zink, Cohen has worked under four head coaches in his first seven years with the Outlaws. Denver has made the playoffs in all seven seasons that Cohen has been on the club's staff.

Cohen graduated from the University of Nevada Las Vegas in 2009, majoring in Hospitality Management. He played lacrosse at UNLV where he was an All American and Academic All-American defender.

Before moving to Colorado, Cohen was a two-time Nevada high school state champion coach at Bishop Gorman in 2008 and 2009. In 2009 he was recognized by US Lacrosse as the Nevada High School Assistant Coach of the Year. He is currently the head coach at Heritage High School in Littleton, Colo.

COACHING RECORD

Year	Position	Team	W	L	Pct.
2013	Asst. GM/Coach	Denver	14	0	1.000
2013	Def. Coord.	Columbine HS	12	5	0.706
2012	Head Equip. Mgr.	Denver	11	3	0.786
2012	Head Coach	Evergreen HS	11	5	0.688
2011	Head Equip. Mgr.	Denver	7	5	0.583
2011	Head Coach	Evergreen HS	12	4	0.750
2010	Head Equip. Mgr.	Denver	8	4	0.667
2010	Def. Coord.	Bishop Gorman HS	12	3	0.800
2009	Head Equip. Mgr.	Denver	9	3	0.750
2009	Def. Coord.	Bishop Gorman HS	11	3	0.786
2008	Head Equip. Mgr.	Denver	8	4	0.667
2008	Def. Coord.	Bishop Gorman HS	6	11	0.353
2007	Visit Tm. Liaison	Denver	7	5	0.583
TOTAL			128	55	0.699



Chris Spangler

Strength and Conditioning Coach
1st Outlaws season

Spangler is entering his 20th year of coaching lacrosse where he has had the privilege of coaching youth, high school and collegiate lacrosse teams throughout Colorado. He has coached 13 collegiate All Americans, four high school All-Americans and 27 All-Conference high school players. He has coached at such top collegiate programs as the University of Denver and the University of Colorado.

Spangler won a state championship as a player (East-Manual '90) and as a coach (Arapahoe '09) and was named RMILL Coach of the Year while at CU in 1999. He is currently an assistant coach at Highlands Ranch High School where he coaches with current Outlaws player and Highlands Ranch Head Coach Matt Bockett. Spangler has developed a number preseason and in-season conditioning programs that have helped his players play to the best of their abilities. He encourages both general fitness and lacrosse specific training for all of his athletes at every level.

Spangler is a CF-L1 Trainer and TRX certified trainer and has developed a number of speed and strength training programs for all levels of lacrosse players. He is the youth Director for DoCo Lacrosse and Langtry Lax Camps. Spangler is the owner of Vigor Performance and continues to coach camps and clinics throughout the year. A graduate of Syracuse University ('95) with a B.S. in Psychology with a focus in Neuroscience, Spangler is native to Colorado and raises his two children in Denver.



Maggie Yates

Head Athletic Trainer
9th Outlaws season

Maggie Yates has been with the Outlaws since their inaugural season in 2006. She has been an ATC since 2003 and is also a Certified Strength & Conditioning Specialist (2001).

Maggie was most recently a trainer at Chaparral High School, and has been part of the medical team for the Winter X Games. Maggie is a native of Denver and graduated from Douglas County High School in 1995.

She received a Bachelor's of Science in Sports Medicine from Pepperdine University in 1999 where she also competed in swimming. She currently resides in Parker, Colo. where she lives with her husband and two daughters.



Dr. Phil Stull

Team Doctor

Dr. Phil Stull is the Official Orthopedic Doctor for the Denver Outlaws Lacrosse team. Specializing in Sports medicine & general orthopedics, Dr. Stull graduated magna cum laude from the University of Pennsylvania in 1984.

He received his medical degree from Yale University in 1988, and then completed a residency in orthopedic surgery at the New York Orthopedic Hospital, Columbia Medical Center in New York City, graduating in 1993. He then received specialized training in sports medicine by completing a year-long fellowship at the University of Colorado and Aspen Valley Hospital in Aspen, Colorado.

He has had experience treating professional, collegiate, high school, and all levels of recreational athletes. He has published extensively in the orthopedic literature including articles based on original research.

Colorado Orthopedic Consultants is Denver's premiere sports medicine group. Comprised of seven physicians, Colorado Orthopedic Consultants treats problems with the Hips, Knees, Hand & Wrist, Elbows, Foot & Ankle, Spine & Shoulders, along with helping patients rehab at their on-site physical therapy clinic. There are three convenient practices in the greater Denver metro area (Englewood, Aurora and Littleton).



Dr. Michael Lipnick

Team Doctor

Dr. Mike Lipnick is the official Primary Care Physician for the Denver Outlaws lacrosse team. He is a Denver native born and raised in Colorado. He graduated Summa Cum Laude from Bethany College in 1997. Dr. Lipnick received his Medical Doctorate from the University of Kansas and then returned to Colorado and completed a Family Medicine residency at Poudre Valley in Fort Collins.

After training he did full-scope Family Medicine on the Eastern Plains of Colorado for 5 years. Dr. Lipnick is a partner at Ponderosa Family Physicians in Aurora, CO and is passionate about preventive medicine, sports medicine, and pediatrics. He lives in Aurora with his wife and two children.



Dr. David Shapiro

Team Chiropractor

Dr. David Shapiro, of Shapiro Family Chiropractic, has been in private practice in the Denver area since 1998. He is the official chiropractor for the Denver Outlaws and has been the chiropractor for the Colorado State University men's and women's lacrosse teams for the past two years. He enjoys working with athletes of all levels.

Dr. Shapiro has received extensive post-graduate education and certification in extremity adjusting (ankles, knees, wrist, shoulders, etc.) to improve athletic performance, help reduce injury and aid in quicker recovery when injury does occur. He has also received advanced training and certification in pregnancy and pediatrics, soft tissue injury and whiplash trauma. His certification includes the Webster Technique, a specific technique used to facilitate a healthier pregnancy and birth. His services include custom orthotics to reduce foot pain and improve body mechanics.

Dr. Shapiro resides in Denver with his wife and two children, ages 3 and 7. He is passionate about chiropractic care and overall health for the entire family. Shapiro Family Chiropractic is conveniently located in Denver.



Anna Castellano

Massage Therapist

Castellano is a sports massage therapist with a background specializing in orthopedic, sports and deep tissue massage... She graduated from Oregon State University with a degree in exercise and sport science and has a license to practice massage through the Colorado Board of Massage Therapists as well as a national license... She has been a massage therapist for six years with training from the Oregon School of Massage... She has attended many continuing education classes such as KinesioTape, Sports Massage, Myoskeletal Alignment Technique, etc.

Her professional experiences include but not limited to working at the Prefontaine Classic, the 2008 and 2012 USA Track and Field Olympic Trials and she work for USA Curling . On a more regular basis she works with numerous athletes as well as the general public. Her goal is to help athletes achieve their optimal level of performance during and after training.



PLAYER BIOGRAPHIES



Chris Bockett

6-0 • 182 • 3rd • Virginia

Attack

Born: Aug. 6, 1989, in South Salem, N.Y.

High School: John Jay High School, Cross River, N.Y.

Drafted: 29th overall in the 2012 MLL Collegiate Draft

Year with Outlaws: 3rd



QUICKLY

- Led the league in goals (42) and tied for the MLL lead in points (55) in 2013.
- Became the first player in Outlaws history to post multiple (3) six-goal games in the same season in 2013.
- Was the runner-up to the league's Offensive Player of the Year Award in 2013.
- Earned his first MLL All-Star Selection in 2013.
- Ranks sixth in club history with 59 career goals and seventh with 75 career points.
- Scored six goals in Denver's semifinal win vs. L.I. in 2012, one shy of the MLL postseason single-game record.
- Fifth-leading scorer in University of Virginia history.
- Finished his college career with 137 goals and 28 assists (165 total points).

BOCKETT'S TROPHY CASE

Award	Year
All-MLL	2013
MLL All-Star	2013

PRO

2013: Bockett led the league with 42 goals and tied for the MLL scoring crown with 55 points, playing all 14 games in his second MLL season... Earned his first MLL All-Star and All-MLL selections... Was the runner-up for the league's Offensive Player of the Year Award... Posted the league's top shooting percentage (.429, 42-98) among all players with more than 45 shots... Led the league with nine powerplay goals... Ranked third among all MLL players with 69 shots on goal... Posted the highest goal and point improvement of all MLL players between from the 2012 season with a 25-goal and 35-point improvement over his 2012 totals in those categories... Finished sixth in the league's Most Improved Player Award voting... Led the club with four Player-of-the-Game honors... Established new club records in goals, shots on goal (69) and powerplay goals (9), while his 55 points ranked second in club single-season annals... Posted nine hat tricks in 2013 to lead the club... Became the first player in team history to post multiple six-goal games in the same season... Scored six goals at Cha. (4/27) in the season opener... Scored eight goals and added two assists to finish with eight points, which tied for third-most in team history vs. Roc. (5/18)... Netted his third sock trick of the year with six goal and one assist vs. Ohio (6/22).

2012: Bockett ranked seventh on the Outlaws with 17 goals and 20 points, despite only playing seven games as a rookie... Earned a pair of MLL Rookie of the Week honors and two Player of the Game Awards... Ranked second in the league with a .548 (17-31) shooting percentage that ranked 13th in league history... Earned his first career Rookie of the Week recognition after scoring three goals with two assists in his MLL debut to help Denver to a 16-8 win at Ohio (6/9)... Named Rookie of the Week and Bud Light Player of the Game after scoring four goals in the Outlaws' 17-13 win vs. Ohio (7/4)... Named the Player of the Game in Denver's historic comeback win in the MLL Semifinals against L.I. (8/25) after posting six goals, five of which came in the second half... His six goals in the semifinal game were one shy of the all-time MLL record... Drafted in the fourth round (29th overall) in the 2012 MLL Collegiate Draft by Charlotte, then was traded to Denver along with the Hounds' third-round pick in the 2013 MLL Collegiate Draft in exchange for defenseman Joe Cinosky on April 9.



COLLEGE

Bocklet finished his career at the University of Virginia with 137 goals, 28 assists (165 total points), 112 ground balls in 63 games (52 starts)... Totaled nine game-winning goals and only committed one penalty in his four-year career... Ranked 10th in the nation in goals per game (2.44) as a junior and led the country with a goal-scoring streak of 35 games... Led the team with 53 goals as a sophomore and was named an honorable mention All-American by USILA.

PERSONAL

Bocklet was rated as the No. 7 recruit in the country by Inside Lacrosse following his career at John Jay High School in Cross River, N.Y.... Earned four letters in lacrosse and two in football... Two-time high-school All-American and participated in the Under Armour All-American Game... Four-time all-league and three-time all-section honoree... Scored 218 goals and added 132 assists, setting school records in both categories... Also played quarterback and defensive back, earning third-team all-state honors as a safety... Served as the offensive coordinator for Wheat Ridge High School, which earned the Colorado 4A State Championship in 2013... His older brother, Matt, is a defenseman on the Outlaws... The son of Terry and Barry Bocklet, Chris Bocklet was born on Aug. 6, 1989 in South Salem, N.Y.

Bocklet's Player of the Game Awards (6)

Opp	Date	G	A	Pts
vs. Ohio	7/4/12	4	1	5
L.I.^	8/25/12	6	0	6
at Cha.	4/27/13	6	0	6
vs. Roc.	5/18/13	6	2	8
vs. Ohio	6/22/13	6	1	7
at N.Y.	8/4/13	3	3	6

^Playoff game

Bocklet's Player of the Week Awards (2)

Awd.	Wk. (Yr.)	Opp	Date	G	A	Pts
Rook.	6 (2012)	at Ohio	6/9/12	3	2	5
Rook.	9 (2012)	vs. Ohio	7/4/12	4	0	4

Regular Season MLL Statistics

YEAR TEAM	GP	G	2ptG	A	PTS	PIM	PPG	PPA	SHG	SHA	GWG	GB	S	SPCT	SOG	FO
2012 Den.	7	17	0	3	20	0	0	0	0	0	1	9	31	.548	23	0-0
2013 Den.	14	42	0	13	55	1.5	9	1	0	0	1	20	98	.429	69	0-1
TOTALS	21	59	0	16	75	1.5	9	1	0	0	2	29	129	.457	92	0-1

Postseason MLL Statistics

YEAR TEAM	GP	G	2ptG	A	PTS	PIM	PPG	PPA	SHG	SHA	GWG	GB	S	SPCT	SOG	FO
2012 Den.	2	6	0	1	7	.5	1	0	0	0	0	5	11	.545	8	0-0
2013 Den.	1	0	0	3	3	0	0	0	0	0	0	0	1	.000	0	0-0
TOTALS	3	6	0	4	10	.5	1	0	0	0	0	5	12	.500	8	0-0



Matt Bocklet

5-10 • 190 • 7th yr • Johns Hopkins University
 Defense
 Born: March 26, 1986, in South Salem, N.Y.
 High School: John Jay High School, Cross River, N.Y.
 Drafted: 15th overall in the 2008 MLL Collegiate Draft
 Year with Outlaws: 6th



QUICKLY

- Two-time All-MLL Team member (2009-10).
- Three-time MLL All Star (2009-11).
- Denver's all-time ground-ball leader (326).
- Finished his college career at Johns Hopkins University after playing two seasons at Fairfield University in Fairfield, Conn.
- Drafted by Washington with the 15th overall selection in the 2008 MLL Collegiate Draft.

BOCKLET'S TROPHY CASE

Award	Year
MLL All-Star (3)	2009-11
All-MLL (2)	2009-10

PRO

2013: Bocklet played all 14 games for Denver and led the team with 72 ground balls, a total that ranked third in team history and were the second-most by non-faceoff men in 2013... Added a pair of goals with one assist on a goal scored by his brother, Chris.

2012: Bocklet appeared in 13 regular-season games and two postseason contests with the Outlaws... Ranked second on the team with 58 ground balls, which was one shy of his previous single-season career high in that category... Scored three goals and assisted on a career-best five scores to finish with eight points... Assisted on a goal and picked up six ground balls during Denver's postseason run.

2011: Bocklet scored one goal with four assists to finish with five points... Picked up 47 ground balls, which ranked second on the team and eighth in the league... Registered one ground ball in the Outlaws' playoff game vs. Ham (8/27)... Earned his second career MLL All-Star selection.

2010: Bocklet played 12 games with Denver, scoring four goals on 14 shots (11 on goal) with six assists to finish with 10 points... Led the team with 59 ground balls... Picked up two ground balls in one playoff game... Received the Week 8 MLL Defensive Player of the Week award after he picked up five ground balls and added three goals, in helping Denver defeat Chesapeake 12-10... Set a career high with eight ground balls at Bos. (5/15) and matched it two weeks later vs. Tor. (5/29)... Earned his second MLL All-Star and All-MLL honors.

2009: Bocklet appeared in 12 games with the Outlaws, netting three goals on 11 shots (6 on goal) to go with one assist for four total points... Earned his first MLL All-Star and All-MLL selections... Led the team with 42 ground balls... Tallied an assist and 10 ground balls in two postseason contests... Played six games with the NLL's Philadelphia Wings, scoring one goal with two assists for three points... Registered 29 loose balls.

2008: Bocklet played nine games with the Baltimore (Chesapeake) Bayhawks in his rookie season... Scored one goal and posted one assist to finish with two points on the season... Paced the team with 48 ground balls.



COLLEGE

Bocklet transferred to Johns Hopkins University after two seasons at Fairfield University in Fairfield, Conn.... Played all 17 games and started the final seven... Finished second on the team with 70 ground balls and added one goal and one assist while winning 1-of-2 faceoffs... Two-year starter at Fairfield on defense, where he played in all 29 games with 18 starts in two seasons (2005, 2006) with the Stags... Helped team to a share of the 2005 GWLL Championship and a trip to the NCAA Tournament... Finished 16th in the nation in ground balls per game (5.06) as a freshman and totaled 123 ground balls in his two years... Led the team with 42 ground balls in 2006.

PERSONAL

Bocklet was a three-year member of the varsity lacrosse team (missed entire junior season with an injury) at John Jay High School in Cross River, N.Y.... Two-time all-league, all-section and *All-Journal News*/North County selection... Helped team to section championship game as a freshman and senior and section semifinals as a sophomore... Earned three varsity letters in football as a standout two-way player (quarterback/cornerback)... Garnered all-league honors as a junior and senior and added all-section and *All-Journal News* honors as a senior... Brother, Chris is an attackman for the Outlaws... Currently the head coach at Highlands Ranch High School in Highlands Ranch, Colo.... Matthew L. Bocklet is the son of Michael and Terry Bocklet and was born on March 26, 1986, in South Salem, N.Y.

Regular Season MLL Statistics

YEAR TEAM	GP	G	2ptG	A	PTS	PIM	PPG	PPA	SHG	SHA	GWG	GB	S	SPCT	SOG	FO
2008 Was.	9	1	0	1	2	0	0	0	0	0	0	48	2	.500	1	1-1
2009 Den.	12	3	0	1	4	5	0	1	0	0	0	42	11	.273	6	0-0
2010 Den.	12	6	0	4	10	1	0	0	0	0	0	59	14	.429	11	0-0
2011 Den.	12	1	0	4	5	1	0	0	0	0	0	47	6	.167	3	0-0
2012 Den.	13	3	0	5	8	2	0	0	0	0	0	58	13	.231	5	0-0
2013 Den.	14	2	0	1	3	.5	0	0	0	1	0	72	13	.154	9	0-0
TOTALS	72	16	0	16	32	9.5	0	1	0	1	0	326	59	.271	35	1-1

Postseason MLL Statistics

YEAR TEAM	GP	G	2ptG	A	PTS	PIM	PPG	PPA	SHG	SHA	GWG	GB	S	SPCT	SOG	FO
2009 Den.	2	0	0	1	1	0	0	0	0	0	0	10	0	.000	0	0-0
2010 Den.	1	0	0	0	0	0	0	0	0	0	0	2	0	.000	0	0-0
2011 Den.	1	0	0	0	0	0	0	0	0	0	0	3	3	.000	1	0-0
2012 Den.	2	0	0	1	1	2	0	0	0	0	0	6	0	.000	0	0-0
2013 Den.	1	0	0	0	0	0	0	0	0	0	0	3	0	.000	0	0-0
TOTALS	7	0	0	2	2	2	0	0	0	0	0	24	3	.000	1	0-0



Charlie Cipriano

25

5-11 • 175 • 3rd yr • Fairfield

Goalie

Born: Jan. 29, 1990, in Williston Park, N.Y.

High School: Herricks High School in Searingtown, N.Y.

Drafted: 54th overall in the 2012 MLL Collegiate Draft

Year with Outlaws: 3rd

QUICKLY

- Played a career-high 70:30, saving 20-of-32 shots on goal (.625 pct.) in 2013.
- Two-time ECAC Goalkeeper of the Year at Fairfield, where he earned All-America honors as a senior.
- Made his MLL debut with 14:07 of regular-season action and :09 of postseason play as a rookie.
- Drafted 54th overall in the 2012 MLL Collegiate Draft by the Outlaws.

PRO

2013: Cipriano appeared in six games for the Outlaws, totaling a career-high 70:30 in net... Saved 20-of-32 shots on goal (.625 pct.) for a goals-against average of 10.21.

2012: Cipriano played two games as a rookie for Denver, totaling 14:07 in net... Allowed four goals and saved six shots for a save percentage of .600 and goals against average of 17.0... Played nine seconds in Denver's MLL Semifinal win against L.I. (8/25), allowing one goal... Drafted 54th overall in the 2012 MLL Collegiate Draft by the Outlaws.

COLLEGE

Cipriano earned All-America honors as a senior at Fairfield University and was a two-time ECAC Goalkeeper of the Year... Became the first player from Fairfield to earn a major individual award when he was named ECAC Goalkeeper of the Year after saving 177 shots as a junior... Ranked sixth in the country with a .586 save percentage and 11th nationally with a 7.93 goals against average, both of which lead the ECAC.

PERSONAL

Cipriano holds the New York State High School record for career saves, making 1,366 stops during his four-year career at Herricks High School in Searingtown, N.Y.... Served as a team captain for his final two seasons... Earned 29 victories during his career... Stopped 374 shots as a senior, earning second-team All-America honors and being honored as the Nassau County Goalie of the Year... Three-time team MVP and four-time all-county... Also lettered in soccer, wrestling and football... Earned all-county in soccer twice and all-conference as a wrestler... Currently serving as an assistant coach at Manhattan College... The son of Caroline and Dino Cipriano, Charles Joseph Cipriano was born on Jan. 29, 1990 in Williston Park, N.Y.

Regular Season MLL Statistics

YR	TEAM	GP	MIN	W	L	SO	GA	2ptGA	GAA	SV	SV%
2012	Den.	2	14:07	0	0	0	4	0	17.00	6	.600
2013	Den.	6	70:30	0	0	0	12	0	10.21	20	.625
TOTALS		8	74:37	0	0	0	16	0	11.43	26	.619

Postseason MLL Statistics

YR	TEAM	GP	MIN	W	L	SO	GA	2ptGA	GAA	SV	SV%
2012	Den.	1	0:09	0	0	0	1	1	--	0	0.00
TOTALS		1	0:09	0	0	0	1	1	--	0	0.00



Ken Clausen

6-2 • 201 • 3rd yr • Virginia

Defense

Born: Oct. 19, 1987, Bryn Mawr, Pa.

High School: The Hill School, Pottstown, Pa.

Drafted: 5th overall in the 2010 MLL Collegiate Draft

Year with Outlaws: 3rd

27

QUICKLY

- Entering his third year with the Outlaws and third in the MLL after missing the past three seasons due to knee injuries.
- Four-time All-American at the University of Virginia, where he tied the school record with 70 games played.
- Selected with the fifth overall pick in the 2010 MLL Collegiate Draft by Denver.

PRO

2010: Clausen picked up 16 ground balls in eight games as a rookie for the Outlaws... Drafted fifth overall by Denver in the 2010 MLL Draft... Selected 22nd overall by the NLL's Colorado Mammoth.

COLLEGE

Clausen was a four-time All-American at the University of Virginia, where he became the first Cavalier to earn that distinction more than twice... Tied the school record, starting all 70 games of his collegiate career... Ranked second on the team with 56 ground balls in 18 games (all starts) his senior season, earning first team All-America honors... Picked up 49 ground balls in 18 games (all starts) as a junior, ranking third among Atlantic Coast Conference defensemen... Named first team All-American for the second consecutive year... Finished second among ACC defensemen with 29 forced turnovers... Appeared in 18 games (all starts) his sophomore year, pacing the team with 59 ground balls, which ranked fifth nationally among defensemen... Earned first team All-America honors... Led the team and ranked second in the ACC with 28 forced turnovers... One of just four freshman to earn All-American status as a freshman, Clausen ranked third in the nation among defenders with 66 ground balls, which led all freshman... Set a school record for ground balls for a freshman, averaging 4.12 ground balls per game... Started all 16 games for Virginia, forcing 17 turnovers and adding one goal.

PERSONAL


Clausen was a four-year starter at The Hill School in Pottstown, Pa., where he earned All-America honors... Three-time all-area and all-league recipient... Two-time team defensive MVP and team captain... Named the *Pottstown Mercury* Player of the Year as a junior... Started at wide receiver on the school's football team for three years and earned first team all-league honors after setting the school record with 37 receptions for 664 yards as a senior... Founded the inaugural Mustache Madness, helping raise nearly \$32,000 for prostate cancer research... Majored in history... Has a younger brother, Ryan... The son of Rebecca and Jeffrey Clausen, Ken Clausen was born on Oct. 19, 1987, in Bryn Mawr, Pa.

Regular Season MLL Statistics

YEAR TEAM	GP	G	2ptG	A	PTS	PIM	PPG	PPA	SHG	SHA	GWG	GB	S	SPCT	SOG	FO
2010 Den.	8	0	0	0	0	0	0	0	0	0	0	16	2	.000	1	0-0
TOTALS	8	0	0	0	0	0	0	0	0	0	0	16	2	.000	1	0-0

Postseason MLL Statistics

YEAR TEAM	GP	G	2ptG	A	PTS	PIM	PPG	PPA	SHG	SHA	GWG	GB	S	SPCT	SOG	FO
2010 Den.	1	0	0	0	0	0	0	0	0	0	0	0	0	.000	0	0-0
TOTALS	1	0	0	0	0	0	0	0	0	0	0	0	0	.000	0	0-0



Curtis Dickson

6-2 • 205 • R • Delaware

Attack

Born: July 18, 1988, Port Coquitiam, British Columbia

High School: Riverside High School, Port Coquitiam, B.C.

Drafted: 12th overall in the 2012 MLL Expansion Draft

Year with Outlaws: 1st

17

QUICKLY

- Earned the 2011 NLL Rookie of the Year Award after leading the league with 33 goals and ranking second with 51 total points.
- Named first-team all-conference three-straight seasons at the University of Delaware, where he scored 162 goals and added 50 assists to finish with 212 career points.
- Selected by Denver in the sixth round (12th overall) in the 2012 MLL Expansion Draft.

COLLEGE

Dickson was a three-time first-team all-conference honoree at the University of Delaware, where he finished his career with 162 goals and 50 assists for 212 points in 62 appearances... Earned a pair of All-America awards... Named a finalist for the Tewaaraton Award after scoring 62 goals with 15 assists for 77 points as a senior.

PERSONAL

Dickson has played four seasons with the Calgary Roughnecks of the NLL in addition to three seasons in the MSL and one in the WLA... Curtis Dickson was born on July 18, 1988 in Port Coquitiam, British Columbia.



Roger Ferguson

5-9 • 175 • 2nd • Brown

Defense

Born: July 4, 1991, in Washington, D.C.

High School: St. Albans School, Washington, D.C.

Drafted: 31st overall, 2013 MLL Collegiate Draft

Year with Outlaws: 2nd



QUICKLY

- Contributed to an Outlaws defense that allowed a league-best 139 points as a rookie in 2013.
- Picked up 14 ground balls and registered one assist as one of five rookies to play for Denver in 2013.
- Totaled 122 ground balls and led his team in that category in two of his three seasons at Brown University.
- Set a team record at St. Albans School with 576 career ground balls and 233 in a single season.
- Drafted by Denver in the fourth round (31st overall) of the 2013 Collegiate Draft.

PRO

2013: Ferguson played four games for the Outlaws as a rookie, picking up 14 ground balls and assisting on one goal... Contributed to a defense that allowed a league-low 139 points.

COLLEGE

Ferguson played three seasons at Brown University, where totaled 122 ground balls and led the team in that category twice... Scored three goals and registered 15 assists for 18 total points... Picked up a career-best 40 ground balls as a senior, which ranked third on the club... Named Brown's Defensive Co-MVP and All-New England honors his senior season... Started 4-of-14 games as a junior, scoring one goal with three assists and a team-best 40 ground balls... Earned New England Rookie of the Year honors after leading the team with 39 ground balls and ranking sixth on the squad with seven assists to go along with one goal.

PERSONAL

Ferguson lettered in lacrosse, football, hockey and soccer at St. Albans School in Washington, D.C.... Holds the school record with 576 career ground balls and the single-season record with 233 as a senior... Named an Under Armour All-American, Ferguson was a two-time All-Met, all-district and All-IAC selection... Helped his team to an IAC Co-Championship... Served as class president for three years and the head prefect his senior season... Majored in American Studies... The son of Roger Ferguson and Annette Nazareth, Roger Ferguson was born on July 4, 1991.

Regular Season MLL Statistics

YEAR TEAM	GP	G	2ptG	A	PTS	PIM	PPG	PPA	SHG	SHA	GWG	GB	S	SPCT	SOG	FO
2013 Den.	4	0	0	1	1	0	0	0	0	0	0	14	1	.000	0	0-0
TOTALS	4	0	0	1	1	0	0	0	0	0	0	14	1	.000	0	0-0

Regular Season MLL Statistics

YEAR TEAM	GP	G	2ptG	A	PTS	PIM	PPG	PPA	SHG	SHA	GWG	GB	S	SPCT	SOG	FO
2013 Den.	1	0	0	0	0	0	0	0	0	0	0	2	0	.000	0	0-0
TOTALS	1	0	0	0	0	0	0	0	0	0	0	2	0	.000	0	0-0



Cameron Flint

5-11 • 190 • 2nd • University of Denver

Midfield

Born: Oct. 10, 1990, in Georgetown, Ontario.

High School: Salisbury School, Salisbury, Conn.

Drafted: 6th overall, 2013 MLL Collegiate Draft

Year with Outlaws: 1st

18

QUICKLY

- Earned the Rookie of the Week honors after scoring four goals with one assist in Week 9 of the 2013 season.
- Scored eight goals and assisted on nine others to total 17 points in seven games as a rookie for Boston.
- A three-time All-American, Flint started in 51-of-65 games played at the University of Denver
- Finished his career ranked 10th in the Pioneers' all-time record books in points (138) and sixth in goals (103).
- Acquired along with a sixth-round collegiate draft choice (43rd overall) from Boston in exchange for Will Mangan and a first-round pick (8th overall) on Nov. 26, 2013.
- Originally drafted by Boston in the first round (6th overall) of the 2013 Collegiate Draft.

PRO

2013: Flint played seven games as a rookie for Boston... Scored eight goals and assisted on nine others for a total of 17 points... Earned Major League Lacrosse's Cascade Rookie of the Week Award after a four-goal, one-assist outing in Boston's 13-10 win in Week 9.

COLLEGE

Flint started in 51-of-65 games played at the University of Denver, finishing with 103 goals and 35 assists for 138 points... A three-time USILA All-American, Flint netted four game-winning goals, while also tallying 110 ground balls and causing 11 turnovers... Finished his collegiate career ranked 10th in DU's all-time record books in points and sixth in goals... Named USILA First Team All-America as a senior and Honorable Mention All-America as a sophomore and junior... Earned a spot on the All-ECAC First Team as a senior and All-ECAC Second Team as a freshman, sophomore and junior.

PERSONAL

Flint earned first-team All-America honors at Salisbury School, where he also played hockey... Flint was drafted to the OHL as a sixth-round selection... The son of Ron and Donna Flint, Cameron Flint was born on Oct. 10, 1990 in Etobicoke, Ontario.

Regular Season MLL Statistics

YEAR TEAM	GP	G	2ptG	A	PTS	PIM	PPG	PPA	SHG	SHA	GWG	GB	S	SPCT	SOG	FO
2013 Bos.	7	8	0	9	17	0	0	2	0	0	1	4	28	.286	14	0-0
TOTALS	7	8	0	9	17	0	0	2	0	0	1	4	28	.286	14	0-0



Matt Gibson

5-10 • 175 • 3rd • Yale

Attack

Born: Jan. 19, 1990, in Point Lookout, N.Y.

High School: Chaminade, Canoga Park, Calif.

Drafted: 31st overall, 2013 MLL Collegiate Draft

Year with Outlaws: 1st

33

QUICKLY

- Named the 2012 MLL Rookie of the Year after leading all rookies with 33 points by scoring 18 goals with 15 assists.
- Earned two MLL Rookie of the Week Awards in 2012.
- Finished his career ranked fourth in Yale history with 172 points, fourth with 94 goals and seventh with 78 assists.
- Acquired via trade in exchange for midfielder Justin Turri prior to the 2014 MLL Supplemental Draft.
- Drafted by New York in the fifth round (38th overall) of the 2012 Collegiate Draft.

PRO

2013: Gibson scored four goals and assisted on five others with nine ground balls in six games for New York.

2012: Gibson was named the Cascade Rookie of the Year after leading all rookies with 33 points... Scored 18 goals with 15 assists and tallied a point in 10 of 12 games, including back-to-back five-point outings against Charlotte and Ohio to begin his career... Named Cascade Rookie of the Week after scoring a goal with four assists in his professional debut, a 10-9 victory vs. Charlotte on (5/19)... Earned the Cascade Rookie of the Week after scoring three goals with an assist in the Lizards' 14-8 victory against Denver (6/25)... Scored one goal with one assist in one postseason contest.

COLLEGE

Gibson finished his career ranked fourth in Yale history with 172 points, fourth with 94 goals and seventh with 78 assists... Earned a pair of USILA Honorable Mention All-America honors... Selected to the first-team All-Ivy League twice and second-team All-Ivy once... Named to the Tewaaraton Award Watch List as a senior.

PERSONAL

Gibson earned a pair of all-league honors at Chaminade, where he helped the school to a pair of NSCHSAA Championships... The son of James and Rosemary Gibson, Matt Gibson was born on Jan. 19, 1990 in Point Lookout, N.Y.

Regular Season MLL Statistics

YEAR TEAM	GP	G	2ptG	A	PTS	PIM	PPG	PPA	SHG	SHA	GWG	GB	S	SPCT	SOG	FO
2012 N.Y.	12	18	0	15	33	1	1	3	0	0	0	15	44	.409	29	0-0
2013 N.Y.	6	4	0	5	9	0	0	2	0	0	0	9	13	.308	9	0-0
TOTALS	18	22	0	20	42	1	1	5	0	0	0	24	57	.386	38	0-0

Regular Season MLL Statistics

YEAR TEAM	GP	G	2ptG	A	PTS	PIM	PPG	PPA	SHG	SHA	GWG	GB	S	SPCT	SOG	FO
2013 N.Y.	1	1	0	1	2	0	0	0	0	0	0	1	1	1.000	1	0-0
TOTALS	1	1	0	1	2	0	0	0	0	0	0	1	1	1.000	1	0-0



John Grant Jr.

6-1 • 224 • 11th • Delaware

Attack

Born: July 11, 1974, in Peterborough, Ontario

Drafted: 31st overall, 2013 MLL Collegiate Draft

Year with Outlaws: 1st

24

QUICKLY

- Enters 2013 ranked third all-time on the league's scoring list with 253 career goals and 403 total points and ranks fifth all-time with 131 assists.
- Has totaled 20+ goals in seven seasons, including each of the past two years.
- Earned four MLL titles, three Offensive Player of the Year Awards and a pair of MVP honors.
- Named to the All-World Team following the World Lacrosse Championship games in 2006 and 2010.
- His 71 total points in 2007 rank second on the MLL's all-time single-season record list and his 47 goals in 2008 currently rank third.
- A current member of the NLL's Colorado Mammoth, Grant Jr. is a two-time NLL MVP, nine-time NLL All-Pro and nine-time NLL All-Star.
- Set the NLL single-season scoring record with 116 points for the Mammoth in 2012.
- Acquired by Denver along with Michael Simon and the 16th overall pick in the 2013 Collegiate Draft via trade from Chesapeake in exchange for Brendan Mundorf on Sept. 6, 2013.
- Drafted by Denver in the fourth round (31st overall) of the 2013 Collegiate Draft.

GRANT JR.'S TROPHY CASE

Award	Year
MLL MVP (2)	2007-08
MLL Off. Player of Yr. (3)	2001, 07-08
MLL Rookie of the Year	2001
MLL All-Star (3)	2001, 2006, 2007
All-World Team (2)	2006, '10
NLL Rookie of the Yr.	2000
NLL MVP (2)	2007, '12
NLL Champions Cup MVP (1)	2007
Mann Cup MVP (2)	2004, '07
MSL MVP (1)	2000
MSL Rookie of the Yr. (1)	1995
OLA Junior A MVP (1)	1994
College Attackman of the Yr. (1)	1999
Nat'l College Player of the Yr. (1)	1999

PRO

2013: Grant. Jr. scored 20 goals with 12 assists to finish with 32 points along with 13 ground balls in 11 games for Chesapeake... The 20-goal season marked the seventh time in Grant's career that he topped the 20-goal mark... Helped lead the Bayhawks to their second-straight Steinfeld Cup with six goals and one assist in the playoffs.

2012: Grant. Jr. played 10 games, finishing with 20 goals, including one two-pointer, and 11 assists for 32 points... Added 12 ground balls... Helped Chesapeake earn the Steinfeld Cup, scoring four goals with two assists in the postseason.

2011: Grant. Jr. scored eight goals with six assists for 14 points in 10 games split between Hamilton and Long Island.

2010: Grant. Jr. played 11 games, finishing with 19 goals, including a career-high-tying four two-pointers, and 13 assists to finish with 36 points for Toronto... Added 15 ground balls.

2009: Grant. Jr. scored five goals in his lone regular-season appearance for Toronto... Added two goals and one assist in two playoff contests for the Nationals.

2008: Grant. Jr. played 12 games with Rochester and scored 47 goals, which ranked third-most for a single season in MLL history... Assisted on 13 other goals and netted four two-pointers to finish with 64 total points, which are the ninth-most in league single-season annals... Recorded a career-best .402 shooting percentage... Posted five goals with two assists in a pair of postseason appearances.



2007: Grant. Jr. set a career high with 71 total points in 12 games for Rochester... That point total set a league single-season record at the time (currently ranks second)... Scored 44 goals, which ties for seventh-most in a single season and added a career-high 25 assists to go with a pair of wo-point goals and 27 ground balls... Selected to play in the league's All-Star game for the third time in his career... Scored one goal and assisted on another in one playoff contest.

2006: Grant. Jr. scored 28 goals with a pair of two-pointers and 19 assists for 49 total points in 11 appearances for Rochester... Named to his second All-Star Game... Added 17 ground balls and a pair of shorthanded goals.

2005: Grant. Jr. played 12 games for Rochester and scored 21 goals with three two-pointers and 17 assists to finish with 41 total points... Picked up 14 ground balls... Recorded three assists in one playoff game.

2001: Grant. Jr. was named to the MLL All-Star Game after he scored 41 goals, including a trio of two-pointers, and 15 assists for 59 points in his first season with Rochester... Netted five game-winning goals and picked up 15 ground balls in his 14 games... Registered three ground balls in one playoff appearance.

COLLEGE

Grant Jr. played college lacrosse at SUNY Morrisville for two years before transferring to the University of Delaware... Played 31 games at Delaware and recorded 96 goals and 81 assists for 177 total points. Finished with the second-highest NCAA Division I single-season point total as a senior... Ranked 11th all-time in NCAA Division I Career Points Per Game... Helped guide the Blue Hens to a 23-8 record during his two seasons... In 1999, Grant set single-season school records for assists (54) and points (110)... Additionally in 1999, he was named the USILA National Collegiate Player of the Year and led the country in assists and points... Also earned USILA Division I Player of the Year honors and was awarded the Jack Turnbull Award as National Attackman of the Year.

PERSONAL

Grant Jr. is currently the head instructor at Pro Skills Lacrosse Camp... Was inducted into the University of Delaware Athletics Hall of Fame on November 4, 2005... Has a wife, Raygen, and a daughter, Gabrayel and lives in Denver... John Grant Jr. was born on July 11, 1974 in Peterborough, Ontario.

Regular Season MLL Statistics

YEAR TEAM	GP	G	2ptG	A	PTS	PIM	PPG	PPA	SHG	SHA	GWG	GB	S	SPCT	SOG	FO
2001 Roc.	14	41	3	15	59	5	-	-	-	-	5	15	117	0.350	-	0-0
2005 Roc.	12	21	3	17	41	7	2	1	0	0	0	14	92	0.228	58	0-0
2006 Roc.	11	28	2	19	49	10.5	1	1	2	0	0	17	86	0.326	62	0-0
2007 Roc.	12	44	2	25	71	4	6	9	0	0	2	27	127	0.346	92	0-0
2008 Roc.	12	47	4	13	64	7.5	4	5	0	0	2	21	117	0.402	93	0-0
2009 Tor.	1	5	0	0	5	0	0	0	0	0	0	0	10	0.500	8	0-0
2010 Tor.	11	19	4	13	36	0.5	1	2	0	0	0	15	70	0.271	46	0-0
2011 L.I./Ham.	10	8	0	6	14	3.5	0	2	0	1	1	9	45	0.178	43	0-0
2012 Che.	10	20	1	11	32	0	1	5	0	1	1	12	67	0.299	45	0-0
2013 Che.	11	20	0	12	32	3	2	3	0	0	1	13	68	0.294	44	0-0
TOTALS	101	253	19	131	351	41	17	28	2	2	12	128	799	0.317	491	0-0

Postseason MLL Statistics

YEAR TEAM	GP	G	2ptG	A	PTS	PIM	PPG	PPA	SHG	SHA	GWG	GB	S	SPCT	SOG	FO
2001 Roc.	1	0	0	0	0	1	-	-	-	-	-	3	7	0.000	-	0-0
2005 Roc.	1	0	0	3	3	0	0	1	0	0	0	0	3	0.000	3	0-0
2007 Roc.	1	1	0	1	2	0	1	0	0	0	0	4	9	0.111	4	0-0
2008 Roc.	2	5	0	2	7	0	1	1	0	0	0	3	11	0.455	9	0-0
2009 Tor.	2	2	0	1	3	1	0	0	0	0	0	3	8	0.250	6	0-0
2012 Che.	2	4	0	2	6	0	0	1	0	0	0	2	17	0.235	12	0-0
2013 Che.	2	6	0	1	7	0	0	0	0	0	0	0	7	0.857	6	0-0
TOTALS	11	18	0	10	28	2	2	3	0	0	0	15	62	0.290	40	0-0



Zach Greer

6-1 • 190 • 5th yr • Bryant/Duke

Attack

Born: Feb. 12, 1986, Whitby, Ontario

High School: All Saints Catholic Secondary, Whitby, Ontario

Drafted: 3rd overall in the 2009 MLL Collegiate Draft

Year with Outlaws: 2nd



QUICKLY

- Set career highs with 18 goals and 10 assists for 28 total points for Denver in 2013.
- Earned his first MLL All-Star selection in 2013.
- Registered three hat tricks in 2013.
- Four-time NCAA All-American.
- NCAA Division-I's all-time leading scorer with 248 goals and tied for the most total points with 353.
- Earned a master's degree from Bryant University following his three-year career at Duke.
- Drafted third overall in the 2009 MLL Draft by Long Island.

GREER'S TROPHY CASE

Award	Year
MLL All-Star	2013

PRO

2013: Greer played 11 games for Denver, setting career marks with 18 goals and 10 assists for 28 total points, earning his first career MLL All-Star selection... His 18 goals ranked sixth on the team and his 28 points were seventh... Netted three hat tricks in 2013... Scored a season-best four goals at Bos. (5/11)... Posted three goals vs. Bos. (5/31) Matched his season-high with four goals vs. Ham. (6/8)... Scored one goal in Denver's semifinal game vs. Cha. (8/24).

2012: Greer spent the 2012 season on the Long Island roster, but did not appear in a game.

2010: Greer played 10 games for Long Island and scored 17 goals to go with three assists... Four goals came on the powerplay and one was a game-winning tally... Picked up seven ground balls... Scored six goals with four ground balls in the Lizards' two postseason contests.

2009: Greer scored 12 goals with two assists in five games during his rookie season with Long Island... Three of his goals came on the powerplay... Shot 42.9 percent, scoring on 12-of-28 shots... Selected third overall in the MLL Collegiate Draft by Long Island.



COLLEGE

Greer was a four-time All-American at Duke (2006-08) and Bryant University (2009)... Left college as Division I's all-time leading goal scorer with 248 markers... Tied the NCAA Division-I record with 353 career points... A Tewaaraton Trophy finalist as a senior, Greer captained Bryant with 42 goals and 26 assists, helping the team to a 10-5 record in its first season competing in Division I... Led the country with 4.53 points per game and tied for the sixth-most goals in the nation as a senior... Scored 11 points (6 goals, 5 assists) to tie for the most points in a single game in 2009... Set an NCAA freshman record with 57 goals as a freshman, leading the country in scoring and earning All-Rookie awards.

PERSONAL

Greer led Canada to the championship game at the International Lacrosse Federation Under-19 World Championships, scoring 16 goals with one assist to earn a spot on the IFL All-World Team... Played 40 games with the Ontario Lacrosse Association's Whitby Warriors, scoring 72 goals with 72 assists and earning team MVP honors... Has a brother Bill, who played in the NLL and a cousin, Shawn Thornton who played for the Boston Bruins of the NHL... The son of Irene and the late Dan Greer, Zack Greer was born on Feb. 12, 1986 in Whitby, Ontario.

Regular Season MLL Statistics

YEAR TEAM	GP	G	2ptG	A	PTS	PIM	PPG	PPA	SHG	SHA	GWG	GB	S	SPCT	SOG	FO
2009 L.I.	5	12	0	2	14	0	3	0	0	0	0	8	28	.429	21	0-0
2010 L.I.	10	17	0	3	20	8	4	0	0	0	1	7	59	.288	32	0-0
2012 L.I.	0	0	0	0	0	0	0	0	0	0	0	0	0	.000	0	0-0
2013 Den.	11	18	0	10	28	2	1	4	0	0	2	12	55	.327	37	0-0
TOTALS	26	47	0	15	62	10	8	4	0	0	3	27	142	.331	90	0-0

Postseason MLL Statistics

YEAR TEAM	GP	G	2ptG	A	PTS	PIM	PPG	PPA	SHG	SHA	GWG	GB	S	SPCT	SOG	FO
2009 L.I.	1	0	0	0	0	3	0	0	0	0	0	2	3	.000	2	0-0
2010 L.I.	2	6	0	0	6	1	1	0	0	0	0	4	10	.600	7	0-0
2013 Den.	1	1	0	0	1	0	0	0	0	0	0	0	3	.333	3	0-0
TOTALS	4	7	0	0	7	4	1	0	0	0	0	6	16	.438	12	0-0



Dan Groot

6-0 • 190 • 5 • Maryland

Midfield

Born: June 2, 1987, Canandaigua, N.Y.

High School: Canandaigua High School, Canandaigua, N.Y.

Drafted: 26th overall in the 2009 MLL Collegiate Draft

Year with Outlaws: 1st

2

QUICKLY

- Has totaled 12 goals with eight assists in 42 career games with Rochester (2011, '13), Ohio (2012) and Washington (2009).
- Was a two-time All-American at Maryland.
- Acquired via trade with Rochester in exchange for M.J. Kiekebelt on Jan. 14, 2014.
- Selected by Washington in the third round (26th overall) of the 2009 MLL Collegiate Draft.

PRO

2013: Groot played a career-high 14 games for Rochester, scoring a pair of goals with one assist for three points... Picked up 14 ground balls.

2012: Groot appeared in 13 games for Ohio, setting career highs with eight goals and three assists for 11 points... Selected by Ohio in the fourth round (7th overall) of the 2012 MLL Expansion Draft.

2011: Groot scored one goal with two assists in 12 games for Rochester... Registered a career-best 36 ground balls... Drafted second overall by Rochester in the 2011 MLL Supplemental Draft.

2010: Groot was on Denver's roster, but did not appear in a game.

2009: Groot scored one goal with two assist in three appearances for Washington as a rookie.

COLLEGE

Groot was a two-time All-American at Maryland... Scored 12 goals to go with 10 assists for 22 points as a junior... Netted 21 goals with 11 assists for 32 points as a sophomore... Scored six goals with two assists for eight points as a freshman... Named to the All-Academic honor roll as a junior and senior... Earned the Edwin Powell Award (greatest service to lacrosse during 2009), William P. Cole III Award (the most outstanding midfielder in 2007, 2009) and The Levitt Memorial Award (awarded to the top freshman player in 2006).

PERSONAL

Groot was a 2005 U.S. Lacrosse High School All-American at Canandaigua High School... Earned Daily Messenger Player of the Year honors and Finger Lakes Player of the Year after leading the Braves to a 19-2 record



and a second-straight Section V Championship... Scored 52 goals and added 30 assists with 133 ground balls as a senior... Also lettered twice in both football and basketball... Earned a Master's of Art in Education at Castleton State College, where he served as a coach's assistant for the men's lacrosse program... Worked as an assistant coach at SUNY Brockport from 2009-10... Currently is an assistant coach at Rhodes College... The son of Randy and Karen Groot, Dan Groot was born on June 2, 1987 in Canandaigua, N.Y.

Regular Season MLL Statistics

YEAR TEAM	GP	G	2ptG	A	PTS	PIM	PPG	PPA	SHG	SHA	GWG	GB	S	SPCT	SOG	FO
2009 Was.	3	1	0	2	3	0	0	0	0	0	0	2	6	0.167	5	0-0
2010 Den.	0	0	0	0	0	0	0	0	0	0	0	0	0	0.000	0	0-0
2011 Roc.	12	1	0	2	3	6	0	1	0	0	0	36	8	0.125	4	0-0
2012 Ohio	13	8	0	3	11	3.5	0	1	1	0	0	26	31	0.258	19	0-0
2013 Roc.	14	2	0	1	3	2.5	0	0	0	0	0	14	11	0.182	8	0-0
TOTALS	42	12	0	8	20	12	0	2	1	0	0	78	56	0.214	36	0-0



Anthony Kelly

6-4 • 245 • 9th yr • Ohio State
 Faceoff
 Born: May 30, 1980, in Cleveland
 High School: St. Ignatius High School, Cleveland
 Drafted: 174th overall, 2005 MLL Supplemental Draft
 Year with Outlaws: 3rd

47

QUICKLY

- Holds the MLL career record with 2,443 faceoff attempts and 1,240 wins.
- Owns the Outlaws' career faceoff percentage record having won 282-of-503 attempts (.561 pct.) in his two seasons with the club.
- Earned four MLL All-Star selections (2008-10, '13).
- Won the fastest shot competition at the 2008 MLL All-Star game with a 109 MPH shot.
- Selected to the U.S. Men's National Indoor Team.
- Started every possible game for Ohio State during his four-year career.
- Led the Buckeyes in ground balls all four years of his college career.
- Acquired by Denver along with a fifth-round pick in the 2013 Supplemental Draft via trade (Ohio) on July 6, 2012 in exchange for the Outlaws' second-round pick in the 2013 College Draft and fourth-round pick in the 2013 Supplemental Draft.

KELLY'S TROPHY CASE

Award	Year
MLL All-Star (4)	2008-10, '13

PRO

2013: Kelly earned his fourth MLL All-Star selection and ranked third in the league with a .551 faceoff winning percentage after winning 195-of-354 faceoffs for the Outlaws... Added five goals which ranked third in his career... Picked up 59 ground balls, which represented the second-highest total of his career... His 195 faceoff wins set a new Outlaws record, his 354 attempts ranked third and his .551 faceoff win percentage ranked fourth in club history.

2012: Kelly began the year with Ohio, winning 77-of-157 faceoffs and picking up 23 ground balls in seven games before being traded to Denver on July 6... Finished the season with the Outlaws, winning 87-of-149 (.584 pct.) faceoffs in the final five games of the regular season... Picked up 36 ground balls with Denver in addition to scoring one goal with three assists.... His .584 faceoff winning percentage set a team record... Won 23-of-30 (.767 pct.) faceoffs in his first game with the Outlaws vs. Cha. (7/14)., the third-best faceoff winning percentage in team history.

2011: Kelly appeared in 11 games for Rochester, winning 128-of-285 faceoffs to go with three goals (1 2pG) and one assist with 41 ground balls.

2010: Kelly won 160-of-317 faceoffs in 11 games for Chicago... Added two assists and 57 ground balls, and was



selected to his third-straight MLL All-Star team.

2009: Kelly won 108-of-217 faceoffs and scored two goals in eight games with Chicago.... Earned his second MLL All-Star selection.

2008: Kelly scored six goals, including one two-pointer, and one assist for eight total points in 12 games with Los Angeles... Won 184-of-375 faceoffs... Named to his first MLL All-Star Game, during which he won the fastest shot competition with a 109 MPH shot.

2007: Kelly played 11 games for Los Angeles and scored one goal with a career-best five assists.... Picked up 62 ground balls and won 169-of-337 faceoffs.

2006: In his first season of action, Kelly played 11 games for Los Angeles, scoring six goals with 36 ground balls... Won 132-of-252 faceoffs.

2005: Kelly was drafted with the 174th choice of the 2005 MLL Supplemental Draft by Los Angeles.

COLLEGE

Kelly was a four-year starter at Ohio State University, where he started every game of his career... Became the only player in school history to lead the team in ground balls during all four years of his career... Helped the Buckeyes to the GWLL title and was part of the first Ohio State team to make the NCAA Tournament.

PERSONAL

Kelly co-founded Resolute Lacrosse in Columbus Ohio... Played for St. Ignatius High School in Cleveland and was born on May 30, 1980.

Regular Season MLL Statistics

YEAR	TEAM	GP	G	2ptG	A	PTS	PIM	PPG	PPA	SHG	SHA	GWG	GB	S	SPCT	SOG	FO
2006	L.A.	11	6	0	0	6	2	0	0	0	0	0	36	23	.261	14	132-252
2007	L.A.	11	1	0	5	6	2.5	0	0	0	0	0	62	17	.059	5	169-337
2008	L.A.	12	6	1	1	8	2.5	1	0	0	0	0	45	18	.333	12	184-375
2009	Chi.	8	2	0	0	2	3.5	0	0	0	0	0	12	6	.333	4	108-217
2010	Chi.	11	0	0	2	2	0	0	0	0	0	0	57	13	.000	4	160-317
2011	Roc.	11	3	1	1	5	0	0	0	0	0	0	41	12	.250	7	128-285
2012	Ohio/Den.	12	1	0	3	4	0	0	0	0	0	0	59	10	.100	5	164-306
2013	Den.	14	5	0	0	5	1	0	0	0	0	0	59	16	.313	11	195-354
TOTALS		90	24	2	12	38	11.5	1	0	0	0	0	371	115	.209	62	1240-2443

Postseason MLL Statistics

YEAR	TEAM	GP	G	2ptG	A	PTS	PIM	PPG	PPA	SHG	SHA	GWG	GB	S	SPCT	SOG	FO
2007	L.A.	2	1	0	0	1	0	0	0	0	0	0	6	2	.500	1	23-45
2008	L.A.	1	1	0	0	1	0	0	0	0	0	0	4	1	1.000	1	15-27
2012	Den.	2	0	0	1	1	0	0	0	0	0	0	2	0	.000	0	12-33
2013	Den.	1	0	0	0	0	0	0	0	0	0	0	0	1	.000	1	4-16
TOTALS		6	5	1	1	7	1	1	0	1	0	0	23	9	.556	6	66-133



Terry Kimener

6-2 • 180 • 7th yr • Maryland-Baltimore County
Midfield

Born: Dec. 1, 1984, in Oakton, Va.

High School: Oakton High School, Vienna, Va.

Drafted: 8th overall in the 2008 MLL Collegiate Draft

Year with Outlaws: 4th

16

QUICKLY

- Ranks fourth on the Outlaws' all-time assist leaderboard with 38 in his three seasons (2011-13) with the team.
- Finished second on the Outlaws with 18 assists and fifth with 36 points in 2012.
- Two-time first team All-America East Conference selection and All-America honoree at UMBC.
- Became the third player drafted into the MLL from the University of Maryland Baltimore County.
- Drafted in the first round (3rd overall) by the Outlaws in the 2010 MLL Supplemental Draft.

PRO

2013: Kimener matched his career high with 17 goals and ranked second on the Outlaws with 15 assists, finishing with 32 points... Added 12 ground balls and tied the team lead with two game-winning goals... Scored a season-high three goals at Cha. (4/27)... Assisted on a season-high three goals vs. Cha. (6/29).

2012: Kimener set career highs in goals (17), assists (18), points (36) and ground balls (16), while appearing in all 14 games for the Outlaws.. His 18 assists ranked second on the team and his 36 points were fifth... Registered three assists vs. Ham. (5/5)... Set a career best with four assists that tied for fourth-most in club history at Bos. (7/19)... Assisted on two goals during Denver's two playoff games.

2011: Kimener netted six goals with five assists to finish with 11 points in six games with Denver... Earned Bud Light Player of the Game honors after finishing with three goals on three shots, including the game-winner in Denver's 13-12 win at Bos. (5/21)... Scored the game-winning goal at L.I. (8/6) and finished tied for the team lead with two game-winning goals on the year... Tallied one goal on two shots in the Outlaws' MLL Semifinal game vs. Ham. (8/27).

2010: Kimener played two games with Toronto, scoring one goal and picking up one ground ball after starting the season with Chicago... Appeared in eight games with the Machine, where he netted five goals, including one from two-point distance... Added five assists to finish with 11 points along with six ground balls.

2009: Kimener participated in 11 games with Chicago, registering eight goals and five assists (13 pts.)... Set career highs in goals, points and ground balls (13).

2008: Kimener ranked fourth on Chicago with 16 goals and added six assists (22 pts.) in nine games as a rookie.



COLLEGE

Kimener was a two-time first team All-America East Conference selection and All-America honoree at the University of Maryland Baltimore County... Named America East Player of the Year as a senior... Earned America East tournament MVP honors during his senior season.

PERSONAL

Kimener earned consecutive first team all-district and all-region honors at Oakton High School in Vienna, Va., before finishing his career at Bridgton Academy in North Bridgton, Maine... Named honorable mention all-area during his final two seasons... Helped his team to the state championship as a senior... Majored in American Studies... The son of Carol and John, Terry Kimener was born Dec. 1, 1984, in Oakton, Va.

Regular Season MLL Statistics

YEAR	TEAM	GP	G	2ptG	A	PTS	PIM	PPG	PPA	SHG	SHA	GWG	GB	S	SPCT	SOG	FO
2008	Chi.	9	16	0	6	22	0	4	0	0	0	0	8	35	.457	24	0-0
2009	Chi.	11	8	0	5	13	1	0	0	0	0	0	13	20	.400	16	0-0
2010	Tor.	2	1	0	0	1	1	0	0	0	0	0	1	7	.143	3	0-0
2010	Chi.	8	5	1	5	11	1	1	2	0	0	0	6	18	.278	10	0-0
2011	Den.	6	6	0	5	11	.5	0	0	0	0	2	6	21	.286	14	0-0
2012	Den.	14	17	1	18	36	2.5	0	2	0	0	1	16	60	.283	30	0-0
2013	Den.	13	17	0	15	32	.5	0	0	0	0	2	12	49	.347	25	0-0
TOTALS		63	70	2	54	126	6.5	5	4	0	0	5	62	210	.333	122	0-0

Postseason MLL Statistics

YEAR	TEAM	GP	G	2ptG	A	PTS	PIM	PPG	PPA	SHG	SHA	GWG	GB	S	SPCT	SOG	FO
2011	Den.	1	1	0	0	1	0	0	0	0	0	0	0	2	.500	1	0-0
2012	Den.	2	0	0	2	2	0	0	0	0	0	0	0	7	.000	3	0-0
2013	Den.	1	0	0	1	1	0	0	0	0	0	0	0	2	.000	2	0-0
TOTALS		4	1	0	3	4	0	0	0	0	0	0	0	11	.091	8	0-0



Eric Law

5-10 • 170 • 2nd • Denver

Midfield

Born: April 19, 1991, in Centennial, Colo.

High School: Arapahoe High School, Centennial, Colo.

Drafted: 29th overall in the 2013 MLL Collegiate Draft

Year with Outlaws: 2nd

15

QUICKLY

- Scored 24 goals and totaled 34 points to tie for sixth and 10th, respectively among rookies in MLL history.
- Led the league with a .632 shooting percentage in 2013, a rate that ranked fifth in league history.
- Scored nine goals in the 2013 MLL semifinal-round game, which tied the MLL single-game record and set a postseason single-game mark.
- Scored goals on his first nine MLL shots.
- Set Outlaws records for rookie goals shooting percentage and tied the record for rookie points.
- Earned two Rookie of the Week and three Player of the Game awards in 2013.
- Left the University of Denver ranking sixth in school history in points, eighth in goals and tied for fourth in assists.
- Earned all-state and all-conference honors all four years at Arapahoe (Centennial, Colo.) High School, and earned the Colorado High School Player of the Year Award as a senior in 2009.
- Drafted by the Outlaws in the fourth round (29th overall) in the 2013 MLL Collegiate Draft.

PRO

2013: Law played nine games for the Outlaws and ranked third among MLL rookies in 2013 with 24 goals, a total that represented the sixth-most by a first-year player in league history... Added 10 assists to finish with 34 points, which ranked 11th among rookies in league annals... Led the league with a .632 shooting percentage that ranks fifth in league history... Earned three player of the game awards for the Outlaws... Set team records for shooting percentage and rookie goals while tying the record for rookie points... Scored goals on his first nine attempted shots as a pro... Put 33 of his 38 shots on net (.868 pct.), which led the league... Posted hat tricks in his first four MLL games and finished his rookie campaign with five three-goal outings.... Finished ninth in the league's Rookie of the Year voting... Earned the league's Rookie of the Week honor after scoring four goals on four shots and earning the Player of the Game Award in his MLL debut vs. Ham. (6/8)... Repeated as Rookie of the Week after setting a career high with five goals on five shots and earning the Player of the Game Award for the second-straight week at Che. (6/15)... Netted three goals to go with two assists for five points in his third game as a pro vs. Ohio (6/22)... Scored four goals to go with one assist for five points vs. Cha. (6/29)... Totaled four goals, including one two-pointer, with two assists for a career-best seven points in the regular-season finale at Ham. (8/10)... Scored nine goals to tie the MLL single-game record and set a postseason mark in the semifinal round vs. Cha. (8/24).



COLLEGE

Law earned All-America honors at the University of Denver, where he finished his college career after playing one season at Salisbury University... Started 49-of-53 games, finishing with 86 goals and 66 assists for 152 points at DU... Left DU ranking sixth in school history in points, eighth in goals and tied for fourth in assists... Recorded 14 career hat tricks, posted three-or-more assists 11 times and topped the four-point mark in 20 career games... Started all 19 games, finishing with 43 goals and 35 assists for 78 points as a senior in 2013... Led the club in assists and points as a senior... Ranked third nationally with a .538 shooting percentage as a senior... Started all 16 games as a junior, tying for second on the team in goals (26) and fourth in assists (16) and points (42)... Ranked eighth in the country with a .500 shot percentage... Started 14-of-18 games in his first season with the Pioneers in 2011, ranking sixth on the team with 32 points (17 goals, 15 assists)... Played his first college season at Salisbury University, where he scored seven goals and added two assists.

PERSONAL

Law played four years of varsity lacrosse for Arapahoe High School in Centennial, Colo.... Earned Colorado's Player of the Year Award and was named an All-American in 2009... Received all-state and all-conference honors in each of his four seasons... Helped lead his squad to the 2009 State Championship... Served as a team captain in 2008 and 2009... Also played varsity tennis, playing No. 1 doubles and finishing in third place at the state championships in 2007 and placing fourth in 2009... The son of Larry and Linnea, Eric Law was born on April 19, 1991 in Centennial, Colo.

Law's Player of the Week Awards (2)

Awd.	Wk. (Yr.)	Opp	Date	G	A	Pts
Rook.	6 (2013)	vs. Ham.	6/8/13	4	0	4
Rook.	7 (2013)	at Che.	6/15/13	5	0	5

Regular Season MLL Statistics

YEAR	TEAM	GP	G	2ptG	A	PTS	PIM	PPG	PPA	SHG	SHA	GWG	GB	S	SPCT	SOG	FO
2013	Den.	9	24	1	9	34	0	2	4	1	0	2	8	38	.632	33	0-0
TOTALS		9	24	1	9	34	0	2	4	1	0	2	8	38	.632	33	0-0

Postseason MLL Statistics

YEAR	TEAM	GP	G	2ptG	A	PTS	PIM	PPG	PPA	SHG	SHA	GWG	GB	S	SPCT	SOG	FO
2013	Den.	1	9	0	0	9	0	2	0	0	0	0	3	11	.818	11	0-0
TOTALS		1	9	0	0	9	0	2	0	0	0	0	3	11	.818	11	0-0



Noah Molnar

6-2 • 215 • R • Lehigh

Midfield

Born: , in Newport Beach, Calif.

High School: Corona Del Mar High School, Newport Beach, Calif.

Drafted: 45th overall, 2013 MLL Collegiate Draft

Year with Outlaws: 1st

12

QUICKLY

- Picked up 71 career ground balls during his four years at Lehigh University.
- Signed after Outlaws Academy open tryouts on April 3, 2014.
- Drafted by Rochester in the sixth round (45th overall) of the 2013 Collegiate Draft.

PRO

2013: Molnar was drafted in the sixth round (45th overall) of the 2013 MLL Collegiate Draft by Rochester, but did not appear in a game.

COLLEGE

Molnar recorded 71 career ground balls during his four-year career at Lehigh University.

PERSONAL

Molnar was named the Orange Country Player of the Year and earned a pair of All-America honors during his senior year with Corona Del Mar High School in Newport Beach, Calif... Was a two-time Pacific Coast League MVP... Earned all-league honors in football and lacrosse... The son of Denise and Bruce Molnar, Noah Molnar was born in Newport Beach, Calif.



Chris O'Dougherty

6-1 • 200 • 5th yr • Rutgers

Defense

Born: Oct. 26, 1986, in Kinnelon, N.J.

High School: Seton Hall Prep in West Orange, N.J

Drafted: 31st overall in the 2009 MLL Collegiate Draft

Year with Outlaws: 4th

QUICKLY

- Has played 17 games in four seasons with Denver (2009-10, 12-13), totaling 26 ground balls.
- Set career highs in every major category with the Outlaws in 2013.
- Two-time All-ECAC member at Rutgers.
- Played two seasons (2009-10) with the Outlaws after the team drafted him 31st overall in the 2009 MLL Draft.
- Acquired via trade by Denver on April 24, 2012 in exchange for defenseman Steve Dircks.

PRO

2013: O'Dougherty played a career-high 11 games for Denver in 2013, picking up a career-best 23 ground balls as a defenseman on a team that allowed a league-low 139 points.

2012: Played six games for the Outlaws, picking up three ground balls and registering one shot with two penalty minutes.

2011: Selected with the 60th overall pick in 2011 MLL Supplemental Draft by Chesapeake, but did not appear in a game.

2010: Picked up three ground balls in four games for the Outlaws.

2009: Drafted 31st overall in the 2009 MLL Collegiate Draft by Denver and appeared in one contest for the Outlaws.

COLLEGE

O'Dougherty was a two-time All-ECAC member earning first-team honors in as a junior and second-team accolades as a sophomore... Coached by current Outlaws Head Coach Jim Stagnitta... Appeared in 55 games, starting all but one... Started every game as a sophomore, junior and senior... Earned the team's MVP award as a junior when he helped anchor a defense that ranked in the top 30 in scoring and man-down defense... Picked up more than 100 ground balls during his career with the Scarlet Knights... Named to the ECAC Honor Roll as a sophomore... Earned ECAC Defensive Player of the Week as a sophomore.



PERSONAL

O'Dougherty began his lacrosse career at Seton Hall prep where he served as team captain for two seasons... During his senior season in 2005 he was a first team all-state selection, All-America selection and also was voted team MVP... Chris O'Dougherty was born on Oct. 26, 1968 in Kinnelon, N.J.

Regular Season MLL Statistics

YEAR TEAM	GP	G	2ptG	A	PTS	PIM	PPG	PPA	SHG	SHA	GWG	GB	S	SPCT	SOG	FO
2009 Den.	1	0	0	0	0	0	0	0	0	0	0	0	0	.000	0	0-0
2010 Den.	4	0	0	0	0	.5	0	0	0	0	0	3	0	.000	0	0-0
2011 Che.	0	0	0	0	0	0	0	0	0	0	0	0	0	.000	0	0-0
2012 Den.	6	0	0	0	0	2	0	0	0	0	0	3	1	.000	0	0-0
2013 Den.	11	0	0	0	0	2.5	0	0	0	0	0	23	0	.000	0	0-0
TOTALS	17	0	0	0	0	4.5	0	0	0	0	0	26	1	.000	0	0-0

Postseason MLL Statistics

YEAR TEAM	GP	G	2ptG	A	PTS	PIM	PPG	PPA	SHG	SHA	GWG	GB	S	SPCT	SOG	FO
2012 Den.	1	0	0	0	0	0	0	0	0	0	0	2	0	.000	0	0-0
2013 Den.	2	0	0	0	0	0	0	0	0	0	0	3	0	.000	0	0-0
TOTALS	3	0	0	0	0	0.0	0	0	0	0	0	5	0	.000	0	0-0





Justin Pennington

5-11 • 200 • 5th yr • Rutgers

Midfield

Born: July 14, 1988, in Flemington, N.J.

High School: Hunterdon Central H.S., Flemington, N.J.

Drafted: 25th overall in the 2010 MLL Collegiate Draft

Year with Outlaws: 3rd

14

QUICKLY

- Set career highs in points (14), goals (10) assists (4), ground balls (39), shots on goal (14) and games played (14) in 2013.
- Entering his second season with the Outlaws and fourth in the MLL
- Selected 25th overall by the Chicago Machine in the 2010 MLL Collegiate Draft

PRO

2013: Pennington set career highs with 10 goals and four assists for 14 points in 14 games with the Outlaws, while adding 39 ground balls and 14 shots on goal.

2012: Pennington played a career-high 12 games for the Outlaws.. Posted a career-best eight goals and three assists for 11 total points... Also picked up a career-high 32 ground balls and won 27-of-67 faceoffs.

2011: Pennington appeared in three games and registered five ground balls for Rochester.

2010: Pennington played five games for Chicago as a rookie... Assisted on one goal and picked up nine ground balls... Drafted in the fifth round (25th overall) by Chicago in the MLL Collegiate Draft

COLLEGE

Named to the All-Big East First Team after finishing his senior season ranked fourth in the conference in points per game (2.71) and assists per game (1.07)... Four-time Big East Honor Roll selection... Notched multiple points in 12-of-14 games as a senior and registered a goal or assist in 23-straight games to end his career with the Scarlet Knights... Coached by current Outlaws Head Coach Jim Stagnitta... Finished his final season with a team-best 38 points and 15 assists and ranked second in goals with 23.

PERSONAL

Pennington graduated from Hunterdon Central H.S. in Flemington, N.J.... Justin Pennington was born on July 14, 1988 in Flemington, N.J.

Regular Season MLL Statistics

YEAR TEAM	GP	G	2ptG	A	PTS	PIM	PPG	PPA	SHG	SHA	GWG	GB	S	SPCT	SOG	FO
2010 Chi.	5	0	0	1	1	0	0	0	0	0	0	9	7	.000	2	0-0
2011 L.I.	3	0	0	0	0	0	0	0	0	0	0	5	4	.000	2	0-0
2012 Den.	12	8	0	3	11	1.5	0	0	0	0	0	32	13	.615	11	27-67
2013 Den.	14	10	0	4	14	4.5	0	0	0	0	1	39	26	.385	14	0-0
TOTALS	34	18	0	8	26	6	0	0	0	0	1	85	50	.360	29	27-67

Postseason MLL Statistics

YEAR TEAM	GP	G	2ptG	A	PTS	PIM	PPG	PPA	SHG	SHA	GWG	GB	S	SPCT	SOG	FO
2012 Den.	2	0	0	0	0	0	0	0	0	0	0	2	4	.000	2	0-0
2013 Den.	1	1	0	1	2	0	0	0	0	0	0	0	1	1.000	1	0-0
TOTALS	3	1	0	1	2	0	0	0	0	0	0	2	5	.200	3	0-0



Stephen Robarge

5-10 • 160 • 3rd yr • VMI

Faceoff

Born: Aug. 17, 1990, in Lorton, Va.

High School: Hayfield High School, Alexandria, Va.

Drafted: 44th overall in the 2012 MLL Collegiate Draft

Year with Outlaws: 3rd

37

QUICKLY

- Named MLL Rookie of the Week in his first pro game after winning 17-of-30 faceoffs against Long Island's Greg Gurenlian, who ended up leading the league in faceoff percentage
- Led the nation with a .670 pct. faceoff win percentage as a senior and his 10.15 ground balls per game as a junior were eighth most in NCAA history for a single season.
- First player from VMI to be drafted into the MLL
- Selected with the 44th overall choice in the 2012 MLL Collegiate Draft by the Outlaws

PRO

2013: Robarge appeared in four games for Denver, picking up eight ground balls and winning 18-of-37 (.486 pct.) faceoffs... Spent a portion of the year on the Outlaws' Military Inactive List.

2012: Robarge played two games for the Outlaws, winning 26-of-56 faceoffs (.464 pct.) and picking up eight ground balls... Earned MLL Rookie of the Week following his career debut in which he won 17-of-30 (.567 pct.) faceoffs with four ground balls in Denver's 19-11 win vs. L.I. (5/12).

COLLEGE

Robarge played 56 games and won 669-of-1,065 faceoffs (.628 pct.) during his career at VMI... Two-time Metro Atlantic Athletic Conference Faceoff Specialist of the Year... Picked up 415 ground balls during his college career... Won more than 60 percent of faceoffs during each of his final three seasons... Led the nation with a 67 percent faceoff win percentage as a senior and averaged 10.15 ground balls per game as a junior, which ranked eighth in NCAA history for a single season... Ranked fourth in Division I in faceoff percentage (.615) and ranked second in ground balls per game with 8.27 as a sophomore.

PERSONAL

Robarge holds a school record for the highest career faceoff percentage at Hayfield High School... Named all-district and second-team all-region as a junior... Earned second-team all-district as a senior... The son of David and Cheryl Robarge, Stephen Robarge was born on Aug. 17, 1990.

Robarge's Player of the Week Awards (1)

Awd.	Wk. (Yr.)	Opp	Date	FA	FW	PCT
Rook.	3 (2012)	vs. L.I.	5/12/12	30	17	.567

Regular Season MLL Statistics

YEAR TEAM	GP	G	2ptG	A	PTS	PIM	PPG	PPA	SHG	SHA	GWG	GB	S	SPCT	SOG	FO
2012 Den.	2	0	0	0	0	0	0	0	0	0	0	8	0	.000	0	26-56
2013 Den.	4	0	0	0	0	0	0	0	0	0	0	8	2	.000	1	18-37
TOTALS	6	0	0	0	0	0	0	0	0	0	0	16	2	.000	1	44-93

Regular Season MLL Statistics

YEAR TEAM	GP	G	2ptG	A	PTS	PIM	PPG	PPA	SHG	SHA	GWG	GB	S	SPCT	SOG	FO
2012 Den.	2	0	0	0	0	0	0	0	0	0	0	5	0	.000	0	7-19
2013 Den.	1	0	0	0	0	0	0	0	0	0	0	4	0	.000	0	6-14
TOTALS	3	0	0	0	0	0	0	0	0	0	0	9	0	.000	0	13-33



Dillon Roy

5-10 • 190 • 5th yr • Denver

Defense

Born: Oct. 27, 1987, in Denver

High School: East High School, Denver

Drafted: 35th overall in the 2010 MLL Collegiate Draft

Year with Outlaws: 5th

91

QUICKLY

- Started all 40 possible games during his first three full MLL seasons with the Outlaws.
- Ranks sixth in team history with 104 career ground balls.
- Registered 195 ground balls, 82 forced turnovers, 10 goals and four assists in 62 games (61 starts) at the University of Denver
- Drafted by Denver in the sixth round (35th overall) of the 2010 MLL Collegiate Draft

PRO

2013: Roy played all 14 games and ranked seventh on the Outlaws with 23 ground balls, while contributing to a defensive unit that allowed a league-low 139 points and let in the fourth fewest two-point goals per game (3) in the league since 2011... Won 6-of-23 faceoffs.

2012: Played all 14 games for Denver, ranking third on the team with 52 ground balls that marked a career-best in that category... Registered two shots, both of which were on goal... Won 15-of-34 faceoffs.

2011: Emerged as a full-time starter for the Outlaws, playing all 12 regular-season games and the team's one post-season contest... Picked up 21 ground balls and added one goal and one assist... Registered one ground ball in the MLL Semifinal game vs. Ham. (8/27).

2010: Picked up eight ground balls and scored one goal on three shots (all on goal) in four games during his rookie season with the Outlaws... Drafted by Denver in the sixth round (35th overall) of the 2010 MLL Draft

COLLEGE

Roy registered 195 ground balls, 82 forced turnovers, 10 goals and four assists in 62 games (61 starts) at the University of Denver... Named to the Tewaarton watch list prior to his senior season, Roy started all 17 games for the Pioneers, totaling a team-best 82 ground balls and 31 forced turnovers... Scored three goals and added one assist... Won 63-of-116 (.543) faceoffs and was credited with two game-winning goals... Ranked fourth in the Eastern Collegiate Athletic Conference in ground balls per game and 20th nationally in that category... Earned ECAC Defensive Player of the Year, first team All-ECAC, USILA Scholar All-American and USILA honorable mention All-America awards... Named first team all-conference, starting all 15 games and collecting 47 ground balls to go with a team-high 23 forced turnovers as a junior... Won 24-of-52 (.462) faceoffs and scored two goals with three



assists... Played 17 games (16 starts), posting 44 ground balls and four goals as a sophomore... Started all 13 games as a freshman, scoring one goal, which was a game-winner in overtime against Villanova (3/3)... Caused eight turnovers and collected 22 ground balls

PERSONAL

Roy earned All-America honors as a senior at East High School in Denver... Participated in the Under Armour All-America game and the U.S. Lacrosse Senior Showcase... Awarded the Colorado lacrosse MVP... Named first team all-state as a sophomore and was an All-America nominee... Played hockey for the University of Denver's youth team that won state titles in 2003 and 2004... Majored in hotel, restaurant and tourism management... The son of Steve Roy and Debbie Donner, Dillon Roy was born on Oct. 27, 1987, in Denver.

Regular Season MLL Statistics

YEAR TEAM	GP	G	2ptG	A	PTS	PIM	PPG	PPA	SHG	SHA	GWG	GB	S	SPCT	SOG	FO
2010 Den.	4	1	0	0	1	0	0	0	0	0	0	8	3	.333	3	0-1
2011 Den.	12	1	0	1	2	1	0	0	0	0	0	21	6	.167	4	0-3
2012 Den.	14	0	0	0	0	8.5	0	0	0	0	0	52	2	.000	2	15-34
2013 Den.	14	0	0	4	4	5	0	0	0	0	0	23	4	.000	4	6-23
TOTALS	44	2	0	5	7	14.5	0	0	0	0	0	104	15	.133	13	21-61

Postseason MLL Statistics

YEAR TEAM	GP	G	2ptG	A	PTS	PIM	PPG	PPA	SHG	SHA	GWG	GB	S	SPCT	SOG	FO
2010 Den.	1	0	0	0	0	0	0	0	0	0	0	1	0	.000	0	0-0
2011 Den.	1	0	0	0	0	0	0	0	0	0	0	1	0	.000	0	0-0
2012 Den.	2	0	0	0	0	0	0	0	0	0	0	4	1	.000	1	0-0
2013 Den.	1	0	0	0	0	0	0	0	0	0	0	1	0	.000	0	0-2
TOTALS	5	0	0	0	0	0	0	0	0	0	0	7	1	.000	1	0-2



Jesse Schwartzman

6-0 • 220 • 7th yr • Johns Hopkins

Goalie

Born: Nov. 14, 1985, in Owings Mills, Md.

High School: Pikesville High School, Baltimore

Drafted: 39th overall in the 2007 MLL Collegiate Draft

Year with Outlaws: 7th

19

QUICKLY

- Finished 2013 ranking first in MLL history in goals against average (11.28), fourth in saves (1,020), eighth in save percentage (.555), second in wins (58), third in games played (80), and fourth in minutes played (4,352).
- Won the league's Goalie of the Year Award after setting a MLL record with a 9.67 goals-against average and leading the Outlaws to a 14-0 finish in 2013.
- Has earned six MLL All-Star selections and a pair of All-MLL honors.
- Set a then MLL single-season record with a 9.87 GAA in 2011 and posted the fourth-lowest GAA (11.03) in 2012.
- 10-time MLL Defensive Player of the Week award winner.
- A two-time All-American at Johns Hopkins University.
- Drafted 39th overall in the 2007 MLL Collegiate Draft by the Outlaws.

SCHWARTZMAN'S TROPHY CASE

Award	Year
Goalie of the Year.....	2013
All MLL (2).....	2009, 13
MLL All-Star (6)	2008-13

PRO

2013: Schwartzman became the first goalie to win 14 games, leading an Outlaws team to become the first MLL club to finish a season undefeated... Earned his first career Goalie of the Year Award after establishing a new league record with a 9.67 goals-against average... Named to his sixth All-Star team and second All-MLL team... Led the league in GAA (9.67), save percentage (.597), two-point goals allowed (3) and wins (14)... Set Outlaws single-season records in wins, save percentage, two-point goals allowed and goals-against average... Earned three MLL Defenseman of the Week awards, which marked the most individual weekly honors by any player in the league in 2013... Named the league's Defenseman of the Week after stopping 17-of-27 (.630 pct.) shots at Bos. (5/11)... Earned his second Defenseman of the Week honor after he saved 27-of-37 (.730) shots on goal to match the second-most saves in a single game in team history vs. Cha. (6/29)... Won the Defenseman of the Week Award after saving 16-of-27 (.593 pct.) shots in Denver's regular-season finale at Ham. (8/10).

2012: Schwartzman played all 14 regular-season games for Denver, making 175 saves and allowing 11.03 goals against per game with a .540 save percentage... Named to his sixth MLL All-Star roster... Earned the league's Defensive Player of the Week after holding Hamilton to an Outlaws-record five goals, saving 12-of-17 shots on goal (5/5)... Named the Bud Light Player of the Game after saving 17-of-30 shots on net in Denver's 17-13 win at Bos. (7/19)... Took home his second Defensive Player of the Week honor after saving 18-of-29 shots on goal and allowing just 11 goals in Denver's season-finale win at Che. (8/11) that clinched the top playoff seed for the Outlaws.



2011: Schwartzman played all 12 games for Denver, posting a league-record 9.9 goals against average... Ranked second in the league with a .566 save percentage... Earned his fourth career MLL All-Star selection and won the goalie gauntlet challenge... Played 662:21 minutes in net and finished with 142 saves and a career-low 109 goals allowed... Earned MLL Defensive Player of the Week honors following Week 2, when he made 12 saves in Denver's 13-12 win at Bos. (5/21) and in Week 3 after saving 18-of-21 (.667) shots in Denver's 11-10 win at L.I. (6/3)... He became just the second player in team history to earn back-to-back weekly honors.

2010: Schwartzman appeared in 11 games for the Outlaws, logging 600:17 in net... Saved 140 shots with 124 goals allowed (.530)... Finished with an 8-3 record and a 12.39 goals-against average... Made seven saves in one playoff game (.304).

2009: Schwartzman appeared in 12 games for Denver with 675:28 in goal and played in his second MLL All Star Game... Led the league in goals-against average (11.28) and wins (9)... Saved 154 shots and allowed 127 goals, marking a career best save percentage (.548) and goals-against average (11.28)... His 11.28 goals-against average was the second lowest in MLL history for a single season... Played two postseason games (118:30), saving 32 shots and allowing 20 goals (.615)... Earned MLL Defensive Player of the Week three times and Bud Light game MVP honors twice... Named the MLL's Goaltender of the Year... Allowed just 10.13 goals per game in the playoffs.

2008: Schwartzman played 12 games for the Outlaws, spending 703:42 in net and earning his first MLL All Star selection... Went 8-4 on the year with a .551 save percentage (193 saves, 157 goals)... Ranked second in the league in goals-against average (13.39) and fourth in save percentage... Appeared in two playoff games (112:00), registering a 1-1 record... Saved 38 shots and allowed 26 goals (.519)... Gave up an average of 13.93 goals per game during the playoffs.

2007: Schwartzman participated in five games during his rookie season with Denver... Saved 32 shots and allowed 28 goals (.533)... Posted a 2-1 record and surrendered 12.6 goals per game... Saved 16 shots and allowed nine goals (.640) in his debut vs. Chicago (6/30)... Earned game MVP and Cascade MLL Rookie of the Week honors following his first pro game... Played :58 in one postseason contest and made one save... Selected with the 39th overall pick in the 2007 MLL Collegiate Draft by Denver.

COLLEGE

Schwartzman earned honorable mention preseason All-America honors for the second consecutive year as a senior at Johns Hopkins University... Started all 14 games as a junior, posting a .563 save percentage and allowing just 8.15 goals per game... Ranked 19th in the country in goals-against average and 21st in save percentage on his way to earning honorable mention STX/USILA All-America honors for the second straight season... Received honorable mention STX/USILA All-America honors and was named the Most Outstanding Player in the NCAA Tournament as a senior and as a sophomore... Started all 16 games, allowing 6.68 goals per game, which led the nation and set a school record... Ranked third nationally in save percentage (.626)... Played eight games (2 starts) as a freshman... Surrendered 5.41 goals per game with a save percentage of .614... Made his postseason debut, opening Johns Hopkins' first-round NCAA Tournament game after a pre-game injury to the starter and allowed just three goals in a 15-3 victory, tying a school postseason record.



PERSONAL

Schwartzman was a two-time All-American at Pikesville High School in Baltimore, where he also garnered all-metro and all-city honors... Played soccer and basketball in high school in addition to lacrosse... Helped his team to a state championship title as a sophomore... The son of Robert and Debbie Schwartzman, Jesse S. Schwartzman was born on Nov. 14, 1985, in Owings Mills, Md.

Regular Season MLL Statistics

YR	TEAM	GP	MIN	W	L	SO	GA	2ptGA	GAA	SV	SV%
2007	Den.	5	133:21	2	1	0	28	2	12.60	32	.533
2008	Den.	12	703:42	8	4	0	157	4	13.39	193	.551
2009	Den.	12	675:28	9	2	0	127	5	11.28	154	.548
2010	Den.	11	600:17	8	3	0	124	9	12.39	140	.530
2011	Den.	12	662:21	6	5	0	109	10	9.87	142	.566
2012	Den.	14	810:42	11	3	0	149	9	11.03	175	.540
2013	Den.	14	769:30	14	0	0	124	3	9.67	184	.597
TOTALS		80	4,352	58	18	0	818	42	11.28	1,020	.555

Postseason MLL Statistics

YEAR	TEAM	GP	MIN	W	L	SO	GA	2ptGA	GAA	SV	SV%
2007	Den.	1	0:58	0	0	0	0	0	.00	1	1.000
2008	Den.	2	112:00	1	1	0	26	1	13.93	28	.519
2009	Den.	2	118:30	1	1	0	20	0	10.13	32	.615
2010	Den.	1	60:00	0	1	0	16	0	16.00	7	.304
2011	Den.	1	60:00	0	1	0	11	0	11.00	11	.500
2012	Den.	2	119:51	1	1	0	24	2	12.02	24	.500
2031	Den.	1	60:00	0	1	0	15	2	15.00	13	.464
TOTALS		10	531:19	3	6	0	112	5	12.65	116	.509

Schwartzman's Player of the Game Awards (8)

Opp	Date	S	GA	Pct.
vs. N.Y.	7/4/13	12	5	.706
vs. Cha.	6/29/13	27	10	.730
at Ohio	5/4/13	16	8	.500
at Bos.	7/19/2012	17	13	.567
at Tor.	7/10/2010	13	13	.500
at L.I.	8/1/2009	16	9	.640
vs. Tor.	6/20/2009	16	7	.696
at Chi.	6/30/2007	16	9	.640

Schwartzman's Player of the Week Awards (11)

Awd.	Wk. (Yr.)	Opp	Date	S	GA	Pct.
Def.	3 (2013)	at Bos.	5/11/13	17	10	.630
Def.	9 (2013)	vs. Cha.	6/29/13	27	10	.730
Def.	14 (2013)	at Ham.	8/10/13	16	11	.593
Def.	2 (2012)	vs. Ham.	5/5/12	12	5	.706
Def.	14 (2012)	at Che.	8/11/12	18	11	.621
Def.	3 (2011)	at L.I.	6/3/11	18	9	.667
Def.	2 (2011)	at Bos.	5/21/11	12	7	.632
Def.	11 (2009)	at L.I.	8/1/09	16	9	.640
Def.	6 (2009)	vs. Tor.	6/20/09	16	7	.696
Def.	4 (2009)	at Chi.	6/7/09	17	10	.630
Rook.	6 (2007)	at Chi.	6/30/07	16	9	.640



Domenic Sebastiani

6-0 • 190 • 2 • Delaware

Midfield

Born: June 6, 1990, in Moorestown, N.J.

High School: Moorestown High School, Moorestown, N.J.

Drafted: 32nd overall, 2013 MLL Collegiate Draft

Year with Outlaws: 1st

45

QUICKLY

- Was a five-year letterwinner at the University of Delaware, where he finished his career ranked second in school history with 48 caused turnovers.
- Acquired via trade with Chesapeake along with a first-round pick (8th overall) in the 2014 MLL Collegiate Draft in exchange for Brian Megill.
- Selected by the Colorado Mammoth in the fifth round (40th overall) of the 2013 NLL Entry Draft.
- Drafted by Chesapeake in the fourth round (32nd overall) of the 2013 Collegiate Draft.

PRO

2013: Sebastiani played five games and picked up five ground balls as a rookie for Chesapeake... Appeared in the Bayhawks' 10-9 victory in the MLL Championship Game.

COLLEGE

Sebastiani finished his five-year career at Delaware ranked second in school history with 48 caused turnovers... Picked up 123 ground balls and added 10 goals with 23 assists for 33 total points.

PERSONAL

Sebastiani played both lacrosse and football at Moorestown High School in Moorestown, N.J.... Domenic Sebastiani was born on June 6, 1990 in Moorestown, N.J.

Regular Season MLL Statistics

YEAR TEAM	GP	G	2ptG	A	PTS	PIM	PPG	PPA	SHG	SHA	GWG	GB	S	SPCT	SOG	FO
2013 Che.	5	0	0	0	0	.5	0	0	0	0	0	5	3	.000	1	0-0
TOTALS	5	0	0	0	0	.5	0	0	0	0	0	5	3	.000	1	0-0

Postseason MLL Statistics

YEAR TEAM	GP	G	2ptG	A	PTS	PIM	PPG	PPA	SHG	SHA	GWG	GB	S	SPCT	SOG	FO
2013 Che.	1	0	0	0	0	0	0	0	0	0	0	0	0	.000	0	0-0
TOTALS	1	0	0	0	0	0	0	0	0	0	0	0	0	.000	0	0-0



Jeremy Sieverts

6-3 • 205 • 5th yr • Maryland

Midfield

Born: April 6, 1987, in Lutherville, Md.

High School: McDonogh High School, Owings Mills, Md.

Drafted: 44th overall in the 2010 MLL Supplemental Draft

Year with Outlaws: 3rd

20

QUICKLY

- Named the MLL's Most Improved Player in 2012.
- Tied for second in the league with eight two-pointers in 2013.
- Ranked eighth in the MLL in points (44) and tied for 10th in goals (27) in 2013.
- Posted career highs in points (40), goals (26) and two-point goals (7) in 2012.
- Ranked in the MLL's top-10 in points (t-9th), goals (t-7th) and two-point goals (t-4th) in 2012.
- Tied for the 10th-most 2pG in a single season in MLL history with seven in 2012.
- Acquired by Denver via trade from Chesapeake on Oct. 11, 2011.

SIEVERTS' TROPHY CASE

Award	Year
Most Improved Player.....	2012
All-MLL	2013
MLL All-Star (2)	2012-13

PRO

2013: Sieverts ranked eighth in the league with 44 points and tied for 10th with 27 goals, while tying for second with six two-pointers in 13 games for Denver... Added 10 ground balls, two powerplay goals, two powerplay assists and one game-winning goal... Named to his second-straight All-Star team and earned his first career All-MLL honor... Shot a career-best .318 pct. with 58 of his 85 shots being on net... Netted five hat tricks in 2013... His 44 points and 27 goals each ranked third on the team... Scored three goals with one two-pointer and one assist for five points in the season opener at Cha. (4/27)... Tallied three goals including one two-pointer and two assists for six points vs. Bos. (5/31)... Posted three goals at Che. (6/15)... Totaled three goals with three assists for six points vs. Cha. (6/29)... Scored a season-high four goals to earn Player of the Game honors vs. Che. (7/27)... Scored one goal and added a pair of assists in the semifinal game vs. Cha. (8/24).

2012: Sieverts enjoyed a breakout season in which he was awarded the MLL Most Improved Player after ranking in the MLL's top-10 in points (40, T-9), goals (26, T-7) and two-point goals (7, T-4) in 14 games for Denver... Named to his first career MLL All-Star Game... His seven two-point goals led the Outlaws, his 40 points tied for second and his 26 goals ranked third on the team.. His seven two-pointers tied for 10th most in a single season in league history... Netted hat tricks in four games... Earned his first career MLL Offensive Player of the Week Award following a season-opening performance of four goals, including two two-pointers, and one assist for seven points in the Outlaws' 21-12 victory at Cha. (4/28)... Named Player of the Game after scoring four goals with two assists for six total points in Denver's 19-11 win vs. L.I. (5/12)... Finished with four goals and three ground balls in two postseason appearances... Scored the game-winning goal in Denver's historic come-from-behind vic-



tory against L.I. in the MLL Semifinal Game (8/25).

2011: Sieverts did not appear in a game while on the Chesapeake roster.... Traded to Denver along with defenseman Joe Cinosky in exchange for attackman Drew Westervelt.

2010: Sieverts was drafted by Chesapeake 44th overall in the 2010 MLL Supplemental Draft... Scored four goals, including two two-pointers to finish with six points in three appearances for the Bayhawks.

COLLEGE

Sieverts graduated from the University of Maryland, after being a member of the Men's Lacrosse team from 2007-2009 where he recorded 40 goals and 25 assists totaling 65 points, and 59 ground balls. While at Maryland he was on the 2008 All-ACC Academic Team, 2008 Preseason Honorable Mention All-American and 2007 All-ACC Academic Team. Sieverts attended Butler University and was a member of their lacrosse team in 2006, and was a Second-team All-GWLL selection. Sieverts transferred to Maryland after Butler ended their Men's Lacrosse program.

PERSONAL

Sieverts was a two year starter at McDonogh School in Owings Mills Md., where he helped the eagles to a 2005 MIAA Championship and number 1 national ranking. He finished his high school career with 38 goals and 33 assists totaling 71 points, and was selected to the 2004 Free State All-Star Team... He graduated from the University of Maryland with a double major in Marketing & Logistics and Transportation & Supply Chain Management, and a GPA of 3.19... The son of Lou and Martha, Jeremy Sieverts was born on April 6, 1987 in Lutherville, Md.

Sieverts' Player of the Game Awards (2)

Opp	Date	G	A	2pG	Pts
vs. Che.	7/27/2013	4	0	0	4
vs. L.I.	5/12/2012	4	2	0	6

Sieverts' Player of the Week Awards (1)

Awd.	Opp	Date	G	A	2pG	Pts
Off.	at Cha.	4/28/2012	4	1	2	7

Regular Season MLL Statistics

YEAR TEAM	GP	G	2ptG	A	PTS	PIM	PPG	PPA	SHG	SHA	GWG	GB	S	SPCT	SOG	FO
2010 Che.	3	4	2	0	6	0	0	0	0	0	0	2	12	.333	7	0-0
2011 Che.	0	0	0	0	0	0	0	0	0	0	0	0	0	.000	0	0-0
2012 Den.	14	26	7	7	40	5	3	1	0	0	3	14	85	.306	49	0-0
2013 Den.	13	27	6	11	44	2	2	2	0	0	1	10	85	.318	58	0-0
TOTALS	30	57	15	18	90	7	5	3	0	0	4	26	182	.313	114	0-0

Postseason MLL Statistics

YEAR TEAM	GP	G	2ptG	A	PTS	PIM	PPG	PPA	SHG	SHA	GWG	GB	S	SPCT	SOG	FO
2012 Den.	2	4	0	0	4	0	0	0	0	0	1	3	16	.250	11	0-0
2013 Den.	1	1	0	2	3	0	0	1	0	0	0	0	7	.143	6	0-0
TOTALS	3	5	0	2	7	0	0	1	0	0	1	3	23	.217	17	0-0



Michael Simon

6-4 • 230 • 5th yr • Stevenson

Defense

Born: July 6, 1987, in Fallston, Md.

High School: Fallston High School, Fallston, Md.

Drafted: 101st overall in the 2011 MLL Supplemental Draft

Year with Outlaws: 1st

66

QUICKLY

- Graduated with a school-record 87 caused turnovers during his four-year career at Stevenson University.
- Selected by Chesapeake with the 101st overall pick in the 2011 Supplemental Draft.
- Acquired by Denver along with John Grant Jr. and the 16th overall pick in the 2013 Collegiate Draft via trade from Chesapeake in exchange for Brendan Mundorf on Sept. 6, 2013.

PRO

2013: Simon played a career-high nine games with the Bayhawks, scoring one goal and picking up 16 ground balls... Appeared in one playoff game and picked up two ground balls.

2012: Simon scooped up 10 ground balls in two games for Chesapeake... Appeared in both playoff games, picking up five ground balls and recording one assist.

2010: Simon played one game and picked up three ground balls as a rookie with the Bayhawks.

COLLEGE

Simon finished his career with 67 appearances at Stevenson University, which ranked third in school history... Holds the school record with 87 caused turnovers and ranked eighth with 150 ground balls... Named to the USILA Scholar All-America Team after graduating with a 3.87 grade point average... Simon was also a USILA second-team All-American and All-CAC First selection after leading the team in caused turnovers, which was the second-most in the CAC... Selected to play in the USILA North-South Senior All-Star Game at Harvard Stadium... Played one season on the men's volleyball team as a freshman, finishing second on the team with 185 kills and a .334 hitting percentage in just 13 games... Also led the team with 18 service aces.

PERSONAL

Simon attended Fallson High School in Fallston, Md.... Simon was born on July 6, 1987 in Fallston, Md.

Regular Season MLL Statistics

YEAR TEAM	GP	G	2ptG	A	PTS	PIM	PPG	PPA	SHG	SHA	GWG	GB	S	SPCT	SOG	FO
2010 Che.	1	0	0	0	0	0.5	0	0	0	0	0	3	0	.000	0	0-0
2012 Che.	2	0	0	0	0	0	0	0	0	0	0	10	2	.000	2	0-0
2013 Che.	9	1	0	0	1	1.5	0	0	0	0	0	16	1	1.000	1	0-6
TOTALS	12	1	0	0	1	2	0	0	0	0	0	29	3	.333	3	0-6

Postseason MLL Statistics

YEAR TEAM	GP	G	2ptG	A	PTS	PIM	PPG	PPA	SHG	SHA	GWG	GB	S	SPCT	SOG	FO
2012 Che.	2	0	0	1	1	0	0	0	0	0	0	5	0	.000	0	0-0
2013 Che.	1	0	0	0	0	1	0	0	0	0	0	2	0	.000	0	0-0
TOTALS	3	0	0	1	1	1	0	0	0	0	0	7	0	.000	0	0-0



Joe Smith

6-1 • 205 • 9th yr • Towson

Defense

Born: July 29, 1980, in Syracuse, N.Y.

High School:

Acquired: Claimed from player pool on Feb. 3, 2014

Year with Outlaws: 1st

6

QUICKLY

- Earned the Rochester Rattlers' Unsung Hero Award after helping the team to the 2008 Steinfeld Cup Title.
- Picked up 92 loose balls in 46 career NLL games.
- Acquired via the player pool on Feb. 3, 2014

PRO

2013: Smith played 11 games and recorded nine ground balls with Ohio.

2012: Smith played three games for Ohio and two games for Rochester, totaling one ground ball.

2011: Smith appeared in 11 games with Rochester and picked up a career-best 17 ground balls... Recorded an assist.

2010: Smith appeared in 12 games with Chicago and scored his first career goal to go with 13 ground balls.

2008: Smith played 12 games with Rochester and finished with 12 ground balls... Recorded three ground balls in two playoff appearances, helping the Rattlers to a Steinfeld Cup trophy.... Named the team's Unsung Hero.

2007: Smith appeared in 12 games and scooped up 15 ground balls for Rochester... Played one postseason contest.

2006: Smith played 11 games and picked up eight ground balls to go with one assist as a rookie with Rochester.

COLLEGE

Smith captained the Towson Tigers to a top-10 finish and final fourth berth during his four years with the team... Helped the club to three CAA Championships.

PERSONAL

Smith was born on July 29, 1980 in Syracuse, N.Y.

Regular Season MLL Statistics

YEAR	TEAM	GP	G	2ptG	A	PTS	PIM	PPG	PPA	SHG	SHA	GWG	GB	S	SPCT	SOG	FO
2013	Ohio	11	0	0	0	0	4	0	0	0	0	0	9	0	0.000	0	0-0
2012	Ohio/Roc.	5	0	0	0	0	2	0	0	0	0	0	1	0	0.000	0	0-0
2011	Roc.	11	0	0	1	1	6.5	0	0	0	0	0	17	1	0.000	0	0-0
2010	Chi.	12	1	0	0	1	2	0	0	1	0	0	13	7	0.143	3	0-0
2008	Roc.	12	0	0	0	0	0	0	0	0	0	0	12	1	0.000	1	0-0
2007	Roc.	12	0	0	0	0	2	0	0	0	0	0	15	0	0.000	0	0-0
2006	Roc.	11	0	0	1	1	0	0	0	0	0	0	8	4	0.000	1	0-0
TOTALS		74	1	0	2	3	16.5	0	0	1	0	0	75	13	0.077	5	0-0

Postseason MLL Statistics

YEAR	TEAM	GP	G	2ptG	A	PTS	PIM	PPG	PPA	SHG	SHA	GWG	GB	S	SPCT	SOG	FO
2007	Roc.	2	0	0	0	0	0	0	0	0	0	0	3	0	.000	0	0-0
2008	Roc.	1	0	0	0	0	0	0	0	0	0	0	0	0	.000	0	0-0
TOTALS		3	0	0	0	0	0	0	0	0	0	0	3	0	.000	0	0-0



Drew Snider

6-0 • 175 • 3rd yr • Maryland
 Midfield
 Born: March 14, 1988, in Seattle
 High School: O’Dea High School, Seattle
 Drafted: 44th overall in the 2012 MLL Collegiate Draft
 Year with Outlaws: 3rd

23

QUICKLY

- Earned the 2013 MLL Most Improved Player of the Year Award after finishing sixth in the league with 31 goals and seventh with 46 points in 2013.
- Posted the second-highest goal and point-total improvement among all MLL players from 2012 with a 21-goal increase and 34-point increase in 2013.
- Played 10 games, scoring 10 goals with one two-pointers and one assist in his rookie season for the Outlaws in 2012.
- Ranked third in the league with a .526 shooting percentage in 2012, which was second among all rookies.
- Scored 49 goals with 16 assists during his four-year career at Maryland in which he played 55 games (31 starts).
- Selected with the 45th choice in the 2012 MLL Collegiate Draft by Chesapeake.

SNIDER’S TROPHY CASE

Award	Year
Most Improved Player	2013
MLL All-Star	2013

PRO

2013: Snider earned the MLL’s Most Improved Player of the Year award after he finished second on the Outlaws with 31 goals and 46 total points with those totals ranking sixth and seventh respectively... Ranked third on the team with 14 assists, which tied for 11th in the league... Posted the second-highest goal and point-total improvement among all MLL players from 2012 with a 21-goal increase and 34-point increase in 2013... Netted six hat tricks in 2013... Earned his first Player of the Game Award after scoring five goals on six shots at Bos. (5/11)... Picked up another Player of the Game honor with five goals, including one two-pointer, for a career-high six points vs. Bos. (5/31)... Scored four goals and assisted on two others to match his career high with six points vs. Ham. (6/8)... netted three goals vs. Ohio (6/22)... Posted three goals vs. N.Y. (7/4)... Tallied three goals vs. Che. (7/27)... Scored two goals and registered a career-best three assists in Denver’s regular-season finale at Ham. (8/10).

2012: Snider scored 10 goals with one two-pointer and one assist for 12 points, while adding 40 ground balls in 10 games with the Outlaws as a rookie... Ranked third in the league with a .526 shooting percentage... Set a career high with three goals at Bos. (7/19)... Appeared in both of Denver’s playoff games, picking up six ground balls.



COLLEGE

Snider played 55 games (31 starts) at Maryland... Was a team captain for the Terrapins during his senior year in which he finished with 24 goals and seven assists for 31 points... Named to the 2012 NCAA All-Tournament Team... Totaled 49 goals and 16 assists (65 points) with 39 ground balls during his four-year career for the Terrapins... Earned the team's Dan Snyder Award as the most improved player during his redshirt sophomore season.

PERSONAL

Snider was a two-time US Lacrosse High School All-American at O'Dea High School in Seattle... Led the team in scoring all four years and helped lead the club to a combined 44-18 record over his four seasons... Totaled 155 goals, 99 assists and 306 ground balls during his high school career... Three-time first-team all-state member... The son of Kris and Jacqueline Snider, Drew Snider was born on March 14, 1988.

Snider's Player of the Game Awards (2)

Opp	Date	G	A	2pG	Pts
vs. Bos.	5/31/2013	5	1	0	6
at Bos.	5/11/2013	5	0	0	5

Regular Season MLL Statistics

YEAR TEAM	GP	G	2ptG	A	PTS	PIM	PPG	PPA	SHG	SHA	GWG	GB	S	SPCT	SOG	FO
2012 Den.	10	10	1	1	12	.5	0	0	0	0	0	40	19	.526	15	0-0
2013 Den.	14	31	1	14	46	1	6	3	0	0	1	30	90	.344	54	0-0
TOTALS	24	41	2	15	58	1.5	6	3	0	0	1	70	109	.376	69	0-0

Postseason MLL Statistics

YEAR TEAM	GP	G	2ptG	A	PTS	PIM	PPG	PPA	SHG	SHA	GWG	GB	S	SPCT	SOG	FO
2012 Den.	2	0	0	0	0	0	0	0	0	0	0	6	2	.000	1	0-0
2013 Den.	1	0	0	0	0	0	0	0	0	0	0	1	4	.000	2	0-0
TOTALS	3	0	0	0	0	0	0	0	0	0	0	7	6	.000	3	0-0



Sam Snow

6-3 • 195 • R • Fairfield

Midfield

Born: May 20, 1991, in Bainbridge, Wash.

High School: Bainbridge Island H.S., Bainbridge, Wash.

Drafted: 55th overall in the 2013 MLL Collegiate Draft

Year with Outlaws: 1st

3

QUICKLY

- Picked up a pair of ground balls as one of five rookies to appear for the Outlaws in 2013.
- Totaled 89 goals and 44 assists for 133 total points in 58 career games at Fairfield University.
- Drafted in the seventh round (55th overall) by Denver in the 2013 MLL Collegiate Draft.

PRO

2013: Snow played two games and recorded two ground balls and four shots as a rookie for the Outlaws.

COLLEGE

Snow totaled 89 goals and 44 assists for 133 total points in 58 games (56 starts) at Fairfield... Earned honorable mention All-America honors as a senior after scoring 20 goals with 15 assists for 35 points and picking up a team-high 27 ground balls... Started all 16 games as a junior and scored 35 goals with eight assists for 43 points with 12 ground balls, earning selection to the All-NEILA and All-ECAC first teams... Played 16 games (15 starts) as a sophomore and netted 19 goals with nine assists for 28 points, and was selected to the All-ECAC second team for the second-consecutive season... Appeared in 12 games (11 starts) as a freshman and scored 15 goals with 12 assists for 27 points, earning All-ECAC second-team honors.

PERSONAL

Snow earned three varsity letters at Bainbridge Island High School in Bainbridge, Wash., where he scored 150 points and earned team MVP and all-state honors in his final two seasons... Led the Spartans to 52 wins during his high school career, including a 19-0 record and state title as a senior... Earned All-America honors as a senior after totaling 50 goals with 20 assists for 70 points in his second season as a team captain... The son of Cheryl and Patrick Snow, Samuel Thomas Snow was born on May 20, 1991 in Bainbridge, Wash.

Regular Season MLL Statistics

YEAR	TEAM	GP	G	2ptG	A	PTS	PIM	PPG	PPA	SHG	SHA	GWG	GB	S	SPCT	SOG	FO
2013	Den.	2	0	0	0	0	0	0	0	0	0	0	2	4	.000	1	0-0
TOTALS		2	0	0	0	0	0	0	0	0	0	0	2	4	.000	1	0-0



Ethan Vedder

6-2 • 190 • 5th yr • Cornell

Defense

Born: March 1, 1985, in Yorktown, Va.

High School: Yorktown High School, Arlington, Va.

Drafted: 33rd overall, 2013 MLL Supplemental Draft

Year with Outlaws: 3rd

13

QUICKLY

- Rejoined the Outlaws for his second season with the club in 2013 after also playing a pair of games in 2010 for Denver
- Selected by the Outlaws with the 33rd overall pick in the 2013 MLL Supplemental Draft

PRO

2013: Vedder appeared in four games for Denver, assisting on one goal and picking up six ground balls.

2012: Vedder played a career-best five games and assisted on two goals for Boston... Picked up seven ground balls.

2010: Vedder appeared in a pair of games with Denver... Assisted on one goal and picked up four ground balls... Selected with the 41st overall choice in the 2010 MLL Supplemental Draft by the Outlaws.

2009: Vedder spent the season on Boston's roster, but did not appear in a game.

COLLEGE

Vedder began his career as Cornell's backup goalie before switching to long-stick midfield as a sophomore... Scored four goals with five assists and picked up 95 ground balls... Appeared in 16 games as a senior, scoring three goals with three assists and 48 ground balls... Played 14 games as a junior with one goal, one assist and 41 ground balls... Assisted on one goal and picked up six ground balls as a sophomore in his first season as a LSM.

PERSONAL

Vedder spent time as a child in Rwanda, where his parents worked for the Wildlife Conservation Society... Played goalie at Yorktown High School, earning All-America honors... Began playing goalie in third grade... Helped Yorktown High School win a state championship, earning MVP of the title game.

Regular Season MLL Statistics

YEAR TEAM	GP	G	2ptG	A	PTS	PIM	PPG	PPA	SHG	SHA	GWG	GB	S	SPCT	SOG	FO
2009 Bos.	0	0	0	0	0	0	0	0	0	0	0	0	0	.000	0	0-0
2010 Den.	2	0	0	1	1	0	0	0	0	0	0	4	1	.000	0	0-0
2012 Bos.	5	0	0	2	2	.5	0	0	0	0	0	7	0	.000	0	0-0
2013 Den.	4	0	0	1	1	0	0	0	0	0	0	6	0	.000	0	0-0
TOTALS	11	0	0	4	4	0.5	0	0	0	0	0	17	1	.000	0	0-0



Lee Zink

6-4 • 195 • 9th yr • Maryland
Defense

Born: Oct. 13, 1981, in Greenwich, Conn.

High School: Darien High School, Darien, Conn.

Drafted: 5th overall in the 2004 MLL Collegiate Draft

Year with Outlaws: 7th

29

QUICKLY

- Earned the MLL Defensive Player of the Year Award back-to-back seasons (2012-13), becoming the 11th player in league history to earn the same award in consecutive seasons.
- Has appeared in the seventh-most games (117) and amassed the eighth-most penalty minutes (61) in MLL history.
- Seven-time MLL All-Star and four-time All-MLL honoree.
- Held his one-on-one matchups to just 10 points and 10 assists in 2013 (.71 per game).
- Selected to the MLL 10-Year Anniversary Team in 2010.
- All-American at the University of Maryland, where he played 60 games (42 starts) and collected 138 ground balls.
- Joined the Denver via trade from Baltimore in exchange for a second-round (13th overall) selection in the 2006 Collegiate Draft and a second-round (12th overall) selection in the 2006 Supplemental Draft.
- Drafted by Baltimore in the first round (5th overall) in the 2004 Collegiate Draft.

ZINK'S TROPHY CASE

Award	Year
Def. Player of the Yr. (2)	2012-13
All-MLL (4)	2009, '11-13
MLL All-Star (7)	2007-13
MLL 10th Anniversary Team	2010

PRO

2013: Zink appeared in all 14 games as a team captain as Denver became the first MLL team to finish a season undefeated... Earned his second-straight Defensive Player of the Year Award after leading a defensive unit that allowed a league-low 139 points and just three two-point goals... Selected to his seventh-consecutive MLL All-Star team and third-straight All-MLL team... Set a career high with two Defensive Player of the Week honors... Held Steele Stanwick to just one goal at Ohio (5/4)... Limited Ryan Boyle to zero goals and two assists at Bos. (5/11)... Named the league's Defensive Player of the Week after holding Ned Crotty to zero points and just one shot, which was off the cage vs. Roc. (5/18)... Held Boyle to just one assist vs. Bos. (5/31)... Allowed John Grant Jr. to score just one goal with zero assists at Che. (6/15)... Earned his second Defensive Player of the Week Award after holding Grant Jr. to zero goals and just one assist vs. Che. (7/27)... Limited MLL Rookie of the Year Rob Pannell to just one assist at N.Y. (8/7).

2012: Zink earned his first career MLL Defensive Player of the Year Award after playing 13 games and picking up 17 ground balls as a lock-down defender for the Outlaws... Named to his sixth-straight MLL All-Star Game and his fourth-career All-MLL Team... Consistently tasked with matching up against the opponent's top attackman... Appeared in both playoff games for the Outlaws.



2011: Zink made his fifth consecutive MLL All-Star Game appearance, finishing the year ranked fourth on the team with 30 ground balls in 10 games for the Outlaws.

2010: Zink was named to his fourth MLL All-Star Game, tying for third on the Outlaws with 26 ground balls in 12 games... Named All-MLL for the second consecutive season... Selected as an alternate to the U.S. National Team... Tallied five ground balls in one postseason contest.

2009: Played 12 games with the Outlaws, picking up 26 ground balls, which ranked third on the team... Earned his third All-Star and first All-MLL selection ... Totaled eight ground balls in two playoff games.

2008: Named to his second MLL All-Star team, Zink appeared in 11 games with Denver and ranked fifth on the team with 25 ground balls... Recorded one ground ball in one postseason game.

2007: Participated in 12 games with the Outlaws, registering 20 ground balls, which tied for fourth on the team... Made his first MLL All-Star team... Picked up one ground ball in one postseason contest.

2006: Appeared in 12 games with Denver and scooped up 26 ground balls, ranking third on the club... Named the MLL Defensive Player of the Week following his Week 3 efforts against Baltimore, holding 2005 co-MVP Mark Millon scoreless in the Outlaws' victory over the Bayhawks.

2005: Played 12 games with Baltimore and gathered 23 ground balls... Started both playoff games to help the Bayhawks win the Major League Lacrosse Championship... Played on the league's stingiest defensive team, as the Bayhawks allowed only 150 goals... Traded to Denver after the season in exchange for two draft choices.

2004: Participated in nine games as a rookie, registering 20 ground balls for the Bayhawks... Drafted in the first round (5th overall) of the 2004 MLL Collegiate Draft by Baltimore... Selected in the third round (29th overall) of the 2004 NLL entry draft by the Colorado Mammoth.

COLLEGE

Zink played 60 games (42 starts) at Maryland, where he collected 138 ground balls and scored one goal... Earned All-America honors and was one of 15 finalists for the Tewaaraton Trophy as a senior... Won the Schmeisser Memorial Cup as the nation's top defenseman... Named preseason first-team All-American as a senior, he played 15 games (all starts) and collected a career-best 61 ground balls as a team captain... Made the All-Atlantic Coast Conference team and the ACC All-Tournament team... Ranked second on the team in forced turnovers (42) and ground balls with 62... Earned third team All-America honors as a junior... Helped Maryland to a 7.25 goals against average, playing 16 games (15 starts) with 41 ground balls and a team-best 32 forced turnovers... Held his opposing man scoreless for four games in row late in the season during the Terps' run to the NCAA Semifinals... Named Maryland Student-Athlete of the Week on May 4 after week in which he had 10 ground balls, 12 caused turnovers and his first career goal... Posted career-highs with nine ground balls and seven caused turnovers at Notre Dame (5/3)... Scored his first goal and caused five turnovers vs. Georgetown (4/28, earning Terp Vision Player of the Game honors. Appeared in 13 games (12 starts) as a sophomore, scooping up 28 ground balls...



Member of the NCAA's top defense, allowing less than seven goals per game... Played 16 games (0 starts) during his freshman season and registered eight ground balls.

PERSONAL

Zink played lacrosse and ice hockey at Darien High School in Darien, Conn.... Honored as second team all-state and second team all-conference as a senior... Named MVP in the county title game... Played in the North-South High School All-Star game... Earned all-state and all-conference honors in hockey as a senior... Tallied 33 goals and added 48 assists during his hockey career... Majored in history... Has brothers, Eric (played hockey at Middlebury College) and twin brother, Alex (played lacrosse at Syracuse)... The son of Christina and Robert Zink, Lee Jordan Zink was born on Oct. 13, 1981, in Greenwich, Conn.

Zink's Player of the Week Awards (3)

Awd.	Opp	Date	GA	AA	2PGA	PA
Def.	vs. Che.	7/27/2013	0	1	0	1
Def.	vs. Roc.	5/18/2013	0	0	0	0
Def.	vs. Bal.	6/3/2006	0	2	0	2

Regular Season MLL Statistics

YEAR TEAM	GP	G	2ptG	A	PTS	PIM	PPG	PPA	SHG	SHA	GWG	GB	S	SPCT	SOG	FO
2004 Bal.	9	0	0	0	0	0	0	0	0	0	0	20	0	.000	0	0-0
2005 Bal.	12	0	0	0	0	14	0	0	0	0	0	23	0	.000	0	0-0
2006 Den.	12	0	0	0	0	7.5	0	0	0	0	0	26	1	.000	0	0-0
2007 Den.	12	0	0	0	0	8	0	0	0	0	0	20	1	.000	0	0-0
2008 Den.	11	0	0	0	0	10	0	0	0	0	0	25	0	.000	0	0-0
2009 Den.	12	0	0	0	0	5	0	0	0	0	0	26	1	.000	0	0-0
2010 Den.	12	0	0	0	0	3.5	0	0	0	0	0	26	0	.000	0	0-0
2011 Den.	10	0	0	0	0	2	0	0	0	0	0	28	1	.000	1	0-0
2012 Den.	13	0	0	0	0	5.5	0	0	0	0	0	17	0	.000	0	0-0
2013 Den.	14	0	0	0	0	5.5	0	0	0	0	0	21	0	.000	0	0-0
TOTALS	117	0	0	0	0	61.0	0	0	0	0	0	232	4	.000	1	0-0

Postseason MLL Statistics

YEAR TEAM	GP	G	2ptG	A	PTS	PIM	PPG	PPA	SHG	SHA	GWG	GB	S	SPCT	SOG	FO
2005 Bal.	2	0	0	0	0	0	0	0	0	0	0	0	0	.000	0	0-0
2006 Den.	2	0	0	0	0	3	0	0	0	0	0	2	0	.000	0	0-0
2007 Den.	1	0	0	0	0	2	0	0	0	0	0	1	0	.000	0	0-0
2008 Den.	3	0	0	0	0	0	0	0	0	0	0	1	0	.000	0	0-0
2009 Den.	2	0	0	0	0	1	0	0	0	0	0	8	0	.000	0	0-0
2010 Den.	1	0	0	0	0	.5	0	0	0	0	0	5	0	.000	0	0-0
2011 Den.	1	0	0	0	0	0	0	0	0	0	0	3	0	.000	0	0-0
2012 Den.	2	0	0	0	0	.5	0	0	0	0	0	2	0	.000	0	0-0
2013 Den.	1	0	0	0	0	1	0	0	0	0	0	1	0	.000	0	0-0
TOTALS	11	0	0	0	0	6	0	0	0	0	0	21	0	.000	0	0-0



2014 DENVER OUTLAWS ROSTER



2013 DENVER OUTLAWS NUMERICAL ROSTER (AS OF 4/21/14)

No.	Player	Pos.	Ht.	Wt.	Age	Exp.	College	Hometown
1	Roger Ferguson	Defense	5' 9"	175	2	22	Brown	Washington, D.C.
2	Dan Groot	Midfield	6' 0"	190	5	26	Maryland	Canandaigua, N.Y.
3	Sam Snow	Midfield	6' 3"	195	2	22	Fairfield	Bainbridge, Wash.
4	Chris O'Dougherty	Defense	6' 1"	200	6	27	Rutgers	Kinnelon, N.J.
6	Joe Smith	Defense	6' 1"	205	9	33	Towson	Syracuse, N.Y.
7	Matt Bocklet	Defense	5' 10"	190	7	28	Johns Hopkins	South Salem, N.Y.
10	Chris Bocklet	Attack	6' 0"	182	3	24	Virginia	South Salem, N.Y.
12	Noah Molnar	Midfield	6' 2"	215	R	22	Lehigh	Newport Beach, Calif.
14	Justin Pennington	Midfield	5' 11"	200	5	25	Rutgers	Flemington, N.J.
15	Eric Law	Attack	5' 10"	170	2	23	Denver	Centennial, Colo.
16	Terry Kimener	Midfield	6' 2"	180	7	29	UMBC	Oakton, Va.
17	Curtis Dickson	Attack	6' 2"	205	R	25	Delaware	Port Coquitiam, B.C.
18	Cameron Flint	Midfield	5' 11"	190	2	23	Denver	Georgetown, Ontario
19	Jesse Schwartzman	Goalie	6' 0"	220	9	28	Johns Hopkins	Owings Mills, Md.
20	Jeremy Sieverts	Midfield	6' 3"	205	5	27	Maryland	Lutherville, Md.
21	Ethan Vedder	Defense	6' 2"	190	5	29	Cornell	Yorktown, N.Y.
23	Drew Snider	Midfield	6' 0"	175	3	26	Maryland	Seattle
24	John Grant Jr.	Attack	6' 1"	224	11	39	Delaware	Peterborough, Ontario
25	Charlie Cipriano	Goalie	5' 11"	175	3	24	Fairfield	Williston Park, N.Y.
27	Ken Clausen	Defense	6' 2"	195	3	26	Virginia	Downingtown, Pa.
29	Lee Zink	Defense	6' 4"	195	10	32	Maryland	Greenwich, Conn.
33	Matt Gibson	Attack	5' 10"	175	3	24	Yale	Point Lookout, N.Y.
37	Stephen Robarge	Faceoff	5' 10"	160	3	23	VMI	Lorton, Va.
45	Domenic Sebastiani	Midfield	6' 0"	190	2	23	Delaware	Moorestown, N.J.
47	Anthony Kelly	Faceoff	6' 4"	245	10	33	Ohio State	Cleveland
66	Michael Simon	Midfield	6' 4"	230	5	26	Stevenson	Fallston, Md.
88	Zack Greer	Attack	6' 1"	190	5	28	Duke	Whitby, Ontario
91	Dillon Roy	Defense	5' 10"	190	5	26	Denver	Denver

College Draftees

James Connelly	Defense	5' 10"	185	R	23	Delaware	Royersford, Pa.
Colin Dunster	Midfield	6' 0"	170	R	22	Bryant	Cos Cob, Conn.
Terry Ellis	Midfield	6' 1"	205	R	22	Denver	St. Louis
Jamie Faus	Goalie	5' 9"	168	R	23	Denver	Sharon, Conn.
Nick Fernandez	Midfield	6' 0"	190	R	22	Princeton	New York
Brent Hiken	Faceoff	5' 10"	223	R	22	Stevenson	Baltimore
Ben McIntosh	Midfield	6' 2"	200	R		Drexel	Coquitlam, B.C.
Jeremy Noble	Midfield	5' 8"	165	R	22	Denver	Orangeville, Ontario
Ty Souders	Defense	6' 1"	210	R		Lehigh	Macungie, Pa.

Coaching Staff: Tony Seaman, General Manager (3rd season); B.J. O'Hara, Head Coach (1st season); Jon Cohen, Assistant Coach.



2013 DENVER OUTLAWS ALPHABETICAL ROSTER (AS OF 4/21/14)

No.	Player	Pos.	Ht.	Wt.	Age	Exp.	College	Hometown
10	Bocklet, Chris	Attack	6' 0"	182	3	24	Virginia	South Salem, N.Y.
7	Bocklet, Matt	Defense	5' 10"	190	7	28	Johns Hopkins	South Salem, N.Y.
25	Cipriano, Charlie	Goalie	5' 11"	175	3	24	Fairfield	Williston Park, N.Y.
27	Clausen, Ken	Defense	6' 2"	195	3	26	Virginia	Downingtown, Pa.
17	Dickson, Curtis	Attack	6' 2"	205	R	25	Delaware	Port Coquitlam, B.C.
1	Ferguson, Roger	Defense	5' 9"	175	2	22	Brown	Washington, D.C.
18	Flint, Cameron	Midfield	5' 11"	190	2	23	Denver	Georgetown, Ontario
33	Gibson, Matt	Attack	5' 10"	175	3	24	Yale	Point Lookout, N.Y.
24	Grant Jr., John	Attack	6' 1"	224	11	39	Delaware	Peterborough, Ontario
88	Greer, Zack	Attack	6' 1"	190	5	28	Duke	Whitby, Ontario
2	Groot, Dan	Midfield	6' 0"	190	5	26	Maryland	Canandaigua, N.Y.
47	Kelly, Anthony	Faceoff	6' 4"	245	10	33	Ohio State	Cleveland
16	Kimener, Terry	Midfield	6' 2"	180	7	29	UMBC	Oakton, Va.
15	Law, Eric	Attack	5' 10"	170	2	23	Denver	Centennial, Colo.
12	Molnar, Noah	Midfield	6' 2"	215	R	22	Lehigh	Newport Beach, Calif.
4	O'Dougherty, Chris	Defense	6' 1"	200	6	27	Rutgers	Kinnelon, N.J.
14	Pennington, Justin	Midfield	5' 11"	200	5	25	Rutgers	Flemington, N.J.
37	Robarge, Stephen	Faceoff	5' 10"	160	3	23	VMI	Lorton, Va.
91	Roy, Dillon	Defense	5' 10"	190	5	26	Denver	Denver
19	Schwartzman, Jesse	Goalie	6' 0"	220	9	28	Johns Hopkins	Owings Mills, Md.
45	Sebastiani, Domenic	Midfield	6' 0"	190	2	23	Delaware	Moorestown, N.J.
20	Sieverts, Jeremy	Midfield	6' 3"	205	5	27	Maryland	Lutherville, Md.
66	Simon, Michael	Midfield	6' 4"	230	5	26	Stevenson	Fallston, Md.
6	Smith, Joe	Defense	6' 1"	205	9	33	Towson	Syracuse, N.Y.
23	Snider, Drew	Midfield	6' 0"	175	3	26	Maryland	Seattle
3	Snow, Sam	Midfield	6' 3"	195	2	22	Fairfield	Bainbridge, Wash.
21	Vedder, Ethan	Defense	6' 2"	190	5	29	Cornell	Yorktown, N.Y.
29	Zink, Lee	Defense	6' 4"	195	10	32	Maryland	Greenwich, Conn.

College Draftees

Connelly, James	Defense	5' 10"	185	R	23	Delaware	Royersford, Pa.
Dunster, Colin	Midfield	6' 0"	170	R	22	Bryant	Cos Cob, Conn.
Ellis, Terry	Midfield	6' 1"	205	R	22	Denver	St. Louis
Faus, Jamie	Goalie	5' 9"	168	R	23	Denver	Sharon, Conn.
Fernandez, Nick	Midfield	6' 0"	190	R	22	Princeton	New York
Hiken, Brent	Faceoff	5' 10"	223	R	22	Stevenson	Baltimore
McIntosh, Ben	Midfield	6' 2"	200	R		Drexel	Coquitlam, B.C.
Noble, Jeremy	Midfield	5' 8"	165	R	22	Denver	Orangeville, Ontario
Souders, Ty	Defense	6' 1"	210	R		Lehigh	Macungie, Pa.



2013 DENVER OUTLAWS ROSTER BY POSITION (AS OF 4/21/14)

No.	Player	Pos.	Ht.	Wt.	Age	Exp.	College	Hometown
ATTACK								
10	Bockett, Chris	Attack	6' 0"	182	3	24	Virginia	South Salem, N.Y.
17	Dickson, Curtis	Attack	6' 2"	205	R	25	Delaware	Port Coquitiam, B.C.
33	Gibson, Matt	Attack	5' 10"	175	3	24	Yale	Point Lookout, N.Y.
24	Grant Jr., John	Attack	6' 1"	224	11	39	Delaware	Peterborough, Ontario
88	Greer, Zack	Attack	6' 1"	190	5	28	Duke	Whitby, Ontario
15	Law, Eric	Attack	5' 10"	170	2	23	Denver	Centennial, Colo.
MIDFIELD								
18	Flint, Cameron	Midfield	5' 11"	190	2	23	Denver	Georgetown, Ontario
2	Groot, Dan	Midfield	6' 0"	190	5	26	Maryland	Canandaigua, N.Y.
16	Kimener, Terry	Midfield	6' 2"	180	7	29	UMBC	Oakton, Va.
12	Molnar, Noah	Midfield	6' 2"	215	R	22	Lehigh	Newport Beach, Calif.
14	Pennington, Justin	Midfield	5' 11"	200	5	25	Rutgers	Flemington, N.J.
45	Sebastiani, Domenic	Midfield	6' 0"	190	2	23	Delaware	Moorestown, N.J.
20	Sieverts, Jeremy	Midfield	6' 3"	205	5	27	Maryland	Lutherville, Md.
66	Simon, Michael	Midfield	6' 4"	230	5	26	Stevenson	Fallston, Md.
23	Snider, Drew	Midfield	6' 0"	175	3	26	Maryland	Seattle
3	Snow, Sam	Midfield	6' 3"	195	2	22	Fairfield	Bainbridge, Wash.
DEFENSE								
7	Bockett, Matt	Defense	5' 10"	190	7	28	Johns Hopkins	South Salem, N.Y.
27	Clausen, Ken	Defense	6' 2"	195	3	26	Virginia	Downingtown, Pa.
1	Ferguson, Roger	Defense	5' 9"	175	2	22	Brown	Washington, D.C.
4	O'Dougherty, Chris	Defense	6' 1"	200	6	27	Rutgers	Kinnelon, N.J.
91	Roy, Dillon	Defense	5' 10"	190	5	26	Denver	Denver
6	Smith, Joe	Defense	6' 1"	205	9	33	Towson	Syracuse, N.Y.
21	Vedder, Ethan	Defense	6' 2"	190	5	29	Cornell	Yorktown, N.Y.
29	Zink, Lee	Defense	6' 4"	195	10	32	Maryland	Greenwich, Conn.
FACEOFF								
47	Kelly, Anthony	Faceoff	6' 4"	245	10	33	Ohio State	Cleveland
37	Robarge, Stephen	Faceoff	5' 10"	160	3	23	VMI	Lorton, Va.
GOALIE								
25	Cipriano, Charlie	Goalie	5' 11"	175	3	24	Fairfield	Williston Park, N.Y.
19	Schwartzman, Jesse	Goalie	6' 0"	220	9	28	Johns Hopkins	Owings Mills, Md.
COLLEGE INACTIVE LIST								
	Dillon Ayers	Defense	5' 9"	173	R	22	St. Johns	Lynbrook, N.Y.
	Davis Butts	Midfield	6' 2"	200	R	22	Loyola	Walpole, Mass.
	Landon Carr	Midfield	6' 2"	205	R		Maryland	University Place, Wash.
	Dante Fantoni	Attack	5' 11"	186	R	21	Lehigh	Hauppauge, N.Y.
	Roger Ferguson	Defense	5' 9"	175	R	21	Brown	Washington, D.C.
	Eric Law	Midfield	5' 10"	170	R	22	Denver	Centennial, Colo.
	Brian Megill	Defense	6' 0"	226	R	22	Syracuse	Clark, N.J.
	Aaron Prosser	Midfield	5' 10"	180	R	22	Drexel	Portland, Ore.
	Sam Snow	Midfield	6' 3"	195	R	21	Fairfield	Bainbridge, Wash.



2013 SEASON REVIEW

ZERO EVER



2013 OUTLAWS SCHEDULE AND RESULTS (14-0)

Date	Opponent	Score	Atten.	Time*	Location	MVP	W-L
April 27	@Charlotte	21-16 (W)	3,192	7 p.m.	Memorial Stadium	C. Bocklet	1-0
May 4	@Ohio	13-8 (W)	4,318	8 p.m.	Selby Stadium	J. Schwartzman	2-0
May 11	@Boston	14-10 (W)	8,353	7 p.m.	Harvard Stadium	D. Snider	3-0
May 18	Rochester	20-7 (W)	6,914	7 p.m.	Sports Authority Field	B. Mundorf	4-0
May 31	Boston	24-14 (W)	5,687	7:30 p.m.	Sports Authority Field	D. Snider	5-0
June 8	Hamilton	22-9 (W)	4,796	6 p.m.	Sports Authority Field	E. Law	6-0
June 15	@Chesapeake	13-9 (W)	8,539	6:30 p.m.	Navy-Marine Corps Memorial	E. Law	7-0
June 22	Ohio	19-5 (W)	5,024	6 p.m.	Sports Authority Field	C. Bocklet	8-0
June 29	Charlotte	17-11 (W)	4,588	7 p.m.	Sports Authority Field	J. Schwartzman	9-0
July 4	New York	16-7 (W)	31,019^	7 p.m.	Sports Authority Field	J. Schwartzman	10-0
July 20	@Rochester	12-9 (W)	1,031	1 p.m.	Sahlen's Stadium	B. Mundorf	11-0
July 27	Chesapeake	14-12 (W)	8,235	12 p.m.	Sports Authority Field	J. Sieverts	12-0
Aug. 4	@New York	13-10 (W)	5,097	5 p.m.	James M. Shuart Stadium	C. Bocklet	13-0
Aug. 10	@Hamilton	18-12 (W)	1,374	3 p.m.	Ron Joyce Stadium	E. Law	14-0
Aug. 24	Charlotte%	17-14 (L)	-	1 p.m.	PPL Park	M. Sawyer	0-1

*All times local; ^MLL record; % MLL Semifinals

2013 OUTLAWS HONORS AND AWARDS

Brine Coach of the Year

Jim Stagnitta

Defensive Player of the Week (5)

Jesse Schwartzman, Week 3

Lee Zink, Week 4

Jesse Schwartzman, Week 9

Lee Zink, Week 12

Jesse Schwartzman, Week 14

MLL All-Stars (8)

Chris Bocklet

Zack Greer

Anthony Kelly

Jesse Schwartzman

Jeremy Sieverts

Drew Snider

Brendan Mundorf

Lee Zink

Warrior Defensive Player of the Year

Lee Zink

Warrior Goalie of the Year

Jesse Schwartzman

Warrior Most Improved Player

Drew Snider

Rookie of the Week (2)

Eric Law, Week 6

Eric Law, Week 7

Lacrosse.com All-MLL

Chris Bocklet

Brendan Mundorf

Jesse Schwartzman

Jeremy Sieverts

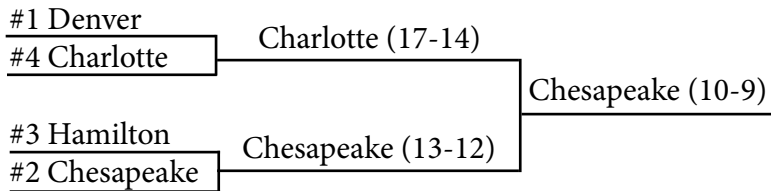
Lee Zink



2013 MLL STANDINGS

Team	W	L	GB	PCT	GF	GA	HOME	AWAY
Denver	14	0	-	1.000	236	139	7-0	7-0
Chesapeake	9	5	5	.643	193	156	5-2	4-3
Hamilton	9	5	5	.643	180	178	5-2	4-3
Charlotte	7	7	7	.500	193	189	4-3	3-4
Rochester	6	8	8	.429	161	183	3-4	3-4
Boston	5	9	9	.357	183	217	3-4	2-5
New York	4	10	10	.286	150	180	3-4	1-6
Ohio	2	12	12	.143	133	187	1-6	1-6

2013 MLL PLAYOFFS



2013 OUTLAWS TEAM STATISTICS

Denver	Category	Opponents
226	Goals	136
10	2-pt goals	3
117	Assists	60
353	Points	199
461	Ground balls	441
413	Shots on goal	340
.528	Faceoff percentage	.472
39	Penalty minutes	64.5
24	Power-play goals	11
1	Shorthanded goals	0

2013 MLL INDIVIDUAL LEADERS

Pts.	C. Bocklet (Den.)
	Crowley (Ham.), 55
Goals	C. Bocklet (Den.), 42
2pt Goals	Dixon (Che.), 15
Assists	Walters (Ham.), 26
Ground balls	Eck (Bos.), 113
Shots	Rabil (Bos.), 142
SPCT (min. 50)	Law (Den.), .632
PPG	Westervelt (Che.), 10
SHG	Six players, 1
GWG	12 players, 2
Penalty min.	Spallina (Che.), 15.5
FOPCT (min. 75)	Gurenlian (L.I.), .635
GAA	Schwartzman (Den.), 9.7
Saves	Adams (N.Y.), 209
Save pct.	Schwartzman (Den.), .597

2013 OUTLAWS INDIVIDUAL LEADERS (MLL RK)

Points	C. Bocklet, 55 (1t)
Goals	C. Bocklet, 42 (1)
Assists	Mundorf, 18 (6t)
Ground balls	M. Bocklet, 72 (5)
Shots	C. Bocklet, 98 (5)
SPCT (min. 50)	Law, .632 (1)
PPG	C. Bocklet, 9 (2)
SHG	Law, 1 (1t)
GWG	Four players, 2 (1t)
Penalty minutes	Zink, 5.5 (14t)
FOPCT (min. 75)	Kelly, .551 (3)
GAA	Schwartzman, 9.7 (1)
Saves	Schwartzman, 184 (2)
Save pct.	Schwartzman, .597 (1)



2013 DENVER OUTLAWS INDIVIDUAL STATISTICS

PLAYER	GP	G	2pG	A	PTS	PIM	PPG	PPA	SHG	SHA	GWG	GB	S	SPCT	SOG	FOW	FOA	Pct.
Bocklet, C.	14	42	0	13	55	1.5	9	1	0	0	1	20	98	.429	69	0	1	0.000
Snider, D.	14	31	1	14	46	1	6	3	0	0	1	30	90	.344	54	0	0	0.000
Sieverts, J.	13	27	6	11	44	2	2	2	0	0	1	10	85	.318	58	0	0	0.000
Mundorf, B.	11	23	0	18	41	4	2	4	0	0	2	9	83	.277	48	0	0	0.000
Law, E.	9	24	1	9	34	0	2	4	1	0	2	8	38	.632	33	0	0	0.000
Kimener, T.	13	17	0	15	32	.5	0	0	0	0	2	12	49	.347	25	0	0	0.000
Greer, Z.	11	18	0	10	28	2	1	4	0	0	2	12	55	.327	37	0	0	0.000
Boltus, J.	10	10	0	6	16	1.5	1	1	0	0	1	3	17	.588	15	0	0	0.000
Turri, J.	14	9	2	4	15	2	0	0	0	0	1	9	30	.300	13	0	0	0.000
Pennington, J.	14	10	0	4	14	4.5	0	0	0	0	1	39	26	.385	14	0	0	0.000
Mangan, W.	11	8	0	3	11	1.5	1	2	0	0	0	11	36	.222	18	0	0	0.000
Kelly, A.	14	5	0	0	5	1	0	0	0	0	0	59	16	.313	11	195	354	0.551
Roy, D.	14	0	0	4	4	5	0	0	0	0	0	23	4	.000	4	6	23	0.261
Bocklet, M.	14	2	0	1	3	.5	0	0	0	1	0	72	13	.154	9	0	0	0.000
Schwartzman, J.	14	0	0	1	1	2	0	0	0	0	0	30	1	.000	0	0	0	0.000
Downing, G.	5	0	0	1	1	.5	0	0	0	0	0	3	4	.000	2	0	0	0.000
Ferguson, R.	4	0	0	1	1	0	0	0	0	0	0	14	1	.000	0	0	0	0.000
Vedder, E.	4	0	0	1	1	0	0	0	0	0	0	6	0	.000	0	0	0	0.000
Guadagnolo, T.	3	0	0	1	1	0	0	0	0	0	0	2	0	.000	0	0	0	0.000
Zink, L.	14	0	0	0	0	5.5	0	0	0	0	0	21	0	.000	0	0	0	0.000
ODougherty, C.	11	0	0	0	0	2.5	0	0	0	0	0	23	0	.000	0	0	0	0.000
Megill, Brian	9	0	0	0	0	0	0	0	0	0	0	26	5	.000	1	0	0	0.000
Cipriano, C.	6	0	0	0	0	0	0	0	0	0	0	4	0	.000	0	0	0	0.000
Robarge, S.	4	0	0	0	0	0	0	0	0	0	0	8	2	.000	1	18	37	0.486
Snow, S.	2	0	0	0	0	0	0	0	0	0	0	2	4	.000	1	0	0	0.000
Carr, L.	2	0	0	0	0	0	0	0	0	0	0	2	0	.000	0	0	0	0.000
Thompson, M.	2	0	0	0	0	0	0	0	0	0	0	0	0	.000	0	0	0	0.000
Schoeffel, S.	1	0	0	0	0	0	0	0	0	0	0	0	0	.000	0	0	0	0.000
Compitello, T.	1	0	0	0	0	0	0	0	0	0	0	0	0	.000	0	0	0	0.000
Martin, E.	1	0	0	0	0	1.5	0	0	0	0	0	3	0	.000	0	0	0	0.000
TOTALS:	14	226	10	117	353	39	24	21	1	1	14	461	657	.344	413	219	413	0.528

2013 DENVER OUTLAWS GOALIE STATISTICS

GOALIES	GP	MIN	W	L	GA	2pGA	GAA	SV	SV%
Schwartzman, Jesse	14	769:30	14	0	124	3	9.67	184	0.597
Cipriano, Charlie	6	70:30	0	0	12	0	10.2	20	0.625
TOTALS:	14	840:00	14	0	136	3	9.71	204	0.600



2013 OUTLAWS GAME-BY-GAME STATISTICS

Opponent	Score	G	2pG	A	Pts.	PG	SG	PIM	SOG	GB	FOW	FOA	PCT
at Cha. (4/28)	21	20	1	9	30	1	0	40	35	34	24	39	0.615
at Ohio (5/4)	13	13	0	5	18	1	0	20	25	25	17	25	0.680
at Bos. (5/11)	14	14	0	5	19	1	0	45	25	29	16	27	0.593
vs. Roc. (5/18)	20	20	0	11	31	2	0	10	27	40	21	31	0.677
vs. Bos. (5/31)	24	20	4	6	30	1	0	0.5	35	36	14	38	0.368
vs. Ham. (6/8)	22	22	0	13	35	3	1	40	34	40	20	33	0.606
at Che. (6/15)	13	13	0	5	18	2	0	3.5	32	34	13	26	0.500
vs. Ohio (6/22)	19	18	1	9	28	2	0	0.5	32	39	19	27	0.704
vs. Cha. (6/29)	17	17	0	12	29	4	0	30	33	38	13	31	0.419
vs. N.Y. (7/4)	16	15	1	10	26	1	0	1.5	28	30	12	26	0.462
at Roc. (7/20)	12	11	1	8	20	1	0	20	25	24	14	24	0.583
vs. Che. (7/27)	14	14	0	5	19	0	0	10	25	27	18	30	0.600
at N.Y. (8/4)	13	13	0	9	22	0	0	0.5	34	40	11	27	0.407
at Ham. (8/10)	18	16	2	10	28	5	0	90	23	25	7	31	0.226
TOTALS	236	226	10	117	353	24	1	37.0	413	461	219	415	0.528

2013 OPPONENT GAME-BY-GAME STATISTICS

Opponent	Score	G	2pG	A	Pts.	PG	SG	PIM	SOG	GB	FOW	FOA	PCT
at Cha. (4/28)	16	15	1	8	24	1	0	40	25	37	15	39	0.385
at Ohio (5/4)	8	8	0	2	10	0	0	30	16	18	8	25	0.320
at Bos. (5/11)	10	10	0	5	15	0	0	40	27	31	11	27	0.407
vs. Roc. (5/18)	7	7	0	4	11	1	0	2.5	19	29	10	31	0.323
vs. Bos. (5/31)	14	14	0	8	22	1	0	2.5	32	36	24	38	0.632
vs. Ham. (6/8)	9	9	0	6	15	2	0	50	23	33	13	33	0.394
at Che. (6/15)	9	9	0	4	13	2	0	3.5	26	26	13	26	0.500
vs. Ohio (6/22)	5	5	0	0	5	1	0	1.5	18	25	8	27	0.296
vs. Cha. (6/29)	11	10	1	3	14	1	0	120	37	38	18	31	0.581
vs. N.Y. (7/4)	7	7	0	5	12	0	0	50	20	25	14	26	0.538
at Roc. (7/20)	9	9	0	2	11	0	0	50	20	34	10	24	0.417
vs. Che. (7/27)	12	12	0	3	15	1	0	20	26	29	12	30	0.400
at N.Y. (8/4)	10	10	0	2	12	0	0	0.5	24	35	16	27	0.593
at Ham. (8/10)	12	11	1	8	20	1	0	140	27	45	24	31	0.774
TOTALS	139	136	3	60	199	11	0	64.5	340	441	196	415	0.472

OUTLAWS RECORD WHEN...

Home.....	7-0, 1.000
Away.....	7-0, 1.000
Score first.....	7-0, 1.000
Opponent scores first.....	7-0, 1.000
Record more GB.....	7-0, 1.000
Record fewer GB.....	7-0, 1.000
Record more SOG.....	10-0, 1.000
Record fewer SOG.....	4-0, 1.000
Win more faceoffs.....	8-0, 1.000
Win fewer faceoffs.....	6-0, 1.000
Record fewer pen. min.	9-0, 1.000
Record more pen. min.....	4-0, 1.000
Score multiple PPG.....	6-0, 1.000
Score a SHG.....	1-0, 1.000
Score a 2pg.....	6-0, 1.000
Opponent scores a 2pg.....	3-0, 1.000
Leading after 1st qtr.....	8-0, 1.000
Leading after 2nd qtr.	12-0, 1.000
Leading after 3rd qtr.....	12-0, 1.000
Trailing after 1st qtr.....	4-0, 1.000
Trailing after 2nd qtr.	1-0, 1.000
Trailing after 3rd qtr.....	0-0, 0.000

OUTLAWS SINGLE-GAME BESTS

Goals	6, C. Bockett, three times
2pG.....	2, Sieverts, vs. Bos., 5/31
AST.....	3, eight times
PTS.....	8, C. Bockett, vs. Roc., 5/18
GB.....	12, Kelly, at Bos., 5/11
PIM.....	3, Pennington, at Ham., 8/10
PPG.....	2, C. Bockett, vs. Ham., 6/8
	C. Bockett, at Ham., 8/10
FO ...	704 (19-27), Kelly, vs. Ohio, 6/22
SV	27, Schwartzman, vs. Cha., 6/29

OPPONENT SINGLE-GAME BESTS

Goals	5, Danowski, at Cha., 4/27
2pG.....	1, three times
AST.....	5, Rabil, vs. Bos., 5/31
PTS.....	7, Rabil, vs. Bos., 5/31
GB.....	16, Fallon, vs. Cha., 6/29
PIM.....	7, Cinosky, vs. Cha., 6/29
PPG.....	1, 11 times
FO.....	774, Poppleton, at Ham., 8/10
SV.....	21, Adams, at N.Y., 8/4



2013 OUTLAWS HIGHS / LOWS

High	Category	Low
24, vs. Bos., 5/31	Score	12, at Roc., 7/20
22, vs. Ham., 6/8	Goals	11, at Roc., 7/20
4, vs. Bos., 5/31	2pG	0, eight times
13, vs. Ham., 6/8	Assists	5, four times
35, vs. Ham., 6/8	Points	18, twice
40, three times	GBs	25, twice
9, at Ham., 8/10	PIM	0.5, three times
5, at Ham., 8/10	PPG	0, twice
1, vs. Ham., 6/8	SHG	0, 13 times
35, twice	SOG	23, at Ham., 8/10
.704 (19-27), vs. Ohio, 6/22	FOPCT	.226 (7-31), at Ham., 8/10

2013 OPPONENT HIGHS / LOWS

High	Category	Low
16, at Cha., 4/28	Score	5, vs. Ohio., 6/22
15, at Cha., 4/28	Goals	5, vs. Ohio., 6/22
1, three times	2pG	0, 11 times
8, three times	Assists	0, vs. Ohio 6/22
24, at Cha., 4/28	Points	5, vs. Ohio., 6/22
45, at Ham., 8/10	GBs	18, vs. Ham., 5/5
14.0, at Ham., 8/10	PIM	0.5, at N.Y., 8/4
2, twice	PPG	0, five times
0, 14 times	SHG	0, 14 times
37, vs. Cha., 6/29	SOG	16, at Ohio, 5/4
.774 (24-31), at Ham., 8/10	FOPCT	.296 (8-27), vs. Ohio, 6/22



OUTLAWS YEAR-BY-YEAR RESULTS



2013 DENVER OUTLAWS RESULTS

2013 MLL STANDINGS

Team	W	L	GB	PCT	GF	GA	H	A
Denver	14	0	-	1.000	236	139	7-0	7-0
Chesapeake	9	5	5	.643	193	156	5-2	4-3
Hamilton	9	5	5	.643	180	178	5-2	4-3
Charlotte	7	7	7	.500	193	189	4-3	3-4
Rochester	6	8	8	.429	161	183	3-4	3-4
Boston	5	9	9	.357	183	217	3-4	2-5
New York	4	10	10	.286	150	180	3-4	1-6
Ohio	2	12	12	.143	133	187	1-6	1-6

2013 HONORS AND AWARDS

Award	Person
Brine Coach of the Year	Jim Stagnitta
Warrior Defensive Player of the Year	Lee Zink
Warrior Goalie of the Year	Jesse Schwartzman
Warrior Most Improved Player	Drew Snider
Lacrosse.com All-MLL	Chris Bocklet
Lacrosse.com All-MLL	Brendan Mundorf
Lacrosse.com All-MLL	Jesse Schwartzman
Lacrosse.com All-MLL	Jeremy Sieverts
Lacrosse.com All-MLL	Lee Zink
MLL All-Star	Chris Bocklet
MLL All-Star	Zack Greer
MLL All-Star	Anthony Kelly
MLL All-Star	Jesse Schwartzman
MLL All-Star	Jeremy Sieverts
MLL All-Star	Drew Snider
MLL All-Star	Brendan Mundorf
MLL All-Star	Lee Zink
Defensive Player of the Week (Week 3)	Jesse Schwartzman
Defensive Player of the Week (Week 4)	Lee Zink
Defensive Player of the Week (Week 9)	Jesse Schwartzman
Defensive Player of the Week (Week 12)	Lee Zink
Defensive Player of the Week (Week 14)	Jesse Schwartzman
Rookie of the Week (Week 6)	Eric Law
Rookie of the Week (Week 7)	Eric Law

2013 OUTLAWS SCHEDULE AND RESULTS

Date	Opponent	Score	Atten.
April 27	@Charlotte	21-16 (W)	3,192
May 4	@Ohio	13-8 (W)	4,318
May 11	@Boston	14-10 (W)	8,353
MAY 18	ROCHESTER	20-7 (W)	6,914
MAY 31	BOSTON	24-14 (W)	5,687
JUNE 8	HAMILTON	22-9 (W)	4,796
June 15	@Chesapeake	13-9 (W)	8,539
JUNE 22	OHIO	19-5 (W)	5,024
JUNE 29	CHARLOTTE	17-11 (W)	4,588
JULY 4	NEW YORK	16-7 (W)	31,019[^]
July 20	@Rochester	12-9 (W)	1,031
JULY 27	CHESAPEAKE	14-12 (W)	8,235
Aug. 4	@New York	13-10 (W)	5,097
Aug. 10	@Hamilton	18-12 (W)	1,374
Aug. 24	Charlotte#	17-14 (L)	-

Home games bold and caps; #MLL Semifinal

POINTS

RK	Player	PTS
1	Chris Bocklet	55
2	Drew Snider	46
3	Jeremy Sieverts	44

GOALS

RK	Player	G
1	Chris Bocklet	42
2	Drew Snider	31
3	Jeremy Sieverts	27

ASSISTS

RK	Player	AST
1	Brendan Mundorf	18
2	Terry Kimener	15
	Drew Snider	14

GROUND BALLS

RK	Player	GB
1	Matt Bocklet	72
1	Anthony Kelly	59
2	Justin Pennington	39

SHOTS ON GOAL

RK	Player	SOG
1	Chris Bocklet	69
2	Jeremy Sieverts	58
3	Drew Snider	54



2013 DENVER OUTLAWS (14-0)

PLAYER	POS	GP	G	2pG	A	PTS	PIM	PPG	PPA	SHG	SHA	GWG	GB	S	SPCT	SOG	FO	FOPCT
Bocklet, C.	14	42	0	13	55	1.5	9	1	0	0	1	20	98	.429	69	0	1	0.000
Snider, D.	14	31	1	14	46	1	6	3	0	0	1	30	90	.344	54	0	0	0.000
Sieverts, J.	13	27	6	11	44	2	2	2	0	0	1	10	85	.318	58	0	0	0.000
Mundorf, B.	11	23	0	18	41	4	2	4	0	0	2	9	83	.277	48	0	0	0.000
Law, E.	9	24	1	9	34	0	2	4	1	0	2	8	38	.632	33	0	0	0.000
Kimener, T.	13	17	0	15	32	.5	0	0	0	0	2	12	49	.347	25	0	0	0.000
Greer, Z.	11	18	0	10	28	2	1	4	0	0	2	12	55	.327	37	0	0	0.000
Boltus, J.	10	10	0	6	16	1.5	1	1	0	0	1	3	17	.588	15	0	0	0.000
Turri, J.	14	9	2	4	15	2	0	0	0	0	1	9	30	.300	13	0	0	0.000
Pennington, J.	14	10	0	4	14	4.5	0	0	0	0	1	39	26	.385	14	0	0	0.000
Mangan, W.	11	8	0	3	11	1.5	1	2	0	0	0	11	36	.222	18	0	0	0.000
Kelly, A.	14	5	0	0	5	1	0	0	0	0	0	59	16	.313	11	195	354	0.551
Roy, D.	14	0	0	4	4	5	0	0	0	0	0	23	4	.000	4	6	23	0.261
Bocklet, M.	14	2	0	1	3	.5	0	0	0	1	0	72	13	.154	9	0	0	0.000
Schwartzman, J.	14	0	0	1	1	2	0	0	0	0	0	30	1	.000	0	0	0	0.000
Downing, G.	5	0	0	1	1	.5	0	0	0	0	0	3	4	.000	2	0	0	0.000
Ferguson, R.	4	0	0	1	1	0	0	0	0	0	0	14	1	.000	0	0	0	0.000
Vedder, E.	4	0	0	1	1	0	0	0	0	0	0	6	0	.000	0	0	0	0.000
Guadagnolo, T.	3	0	0	1	1	0	0	0	0	0	0	2	0	.000	0	0	0	0.000
Zink, L.	14	0	0	0	0	5.5	0	0	0	0	0	21	0	.000	0	0	0	0.000
ODougherty, C.	11	0	0	0	0	2.5	0	0	0	0	0	23	0	.000	0	0	0	0.000
Megill, Brian	9	0	0	0	0	0	0	0	0	0	0	26	5	.000	1	0	0	0.000
Cipriano, C.	6	0	0	0	0	0	0	0	0	0	0	4	0	.000	0	0	0	0.000
Robarge, S.	4	0	0	0	0	0	0	0	0	0	0	8	2	.000	1	18	37	0.486
Snow, S.	2	0	0	0	0	0	0	0	0	0	0	2	4	.000	1	0	0	0.000
Carr, L.	2	0	0	0	0	0	0	0	0	0	0	2	0	.000	0	0	0	0.000
Thompson, M.	2	0	0	0	0	0	0	0	0	0	0	0	0	.000	0	0	0	0.000
Schoeffel, S.	1	0	0	0	0	0	0	0	0	0	0	0	0	.000	0	0	0	0.000
Compitello, T.	1	0	0	0	0	0	0	0	0	0	0	0	0	.000	0	0	0	0.000
Martin, E.	1	0	0	0	0	1.5	0	0	0	0	0	3	0	.000	0	0	0	0.000
TOTALS:	14	226	10	117	353	39	24	21	1	1	14	461	657	.344	413	219	413	0.528

GOALIES	GP	MIN	W	L	GA	2ptGA	GAA	SV	SV%
Schwartzman, Jesse	14	769:30	14	0	124	3	9.67	184	0.597
Cipriano, Charlie	6	70:30	0	0	12	0	10.2	20	0.625
TOTALS:	14	840:00	14	0	136	3	9.71	204	0.600

2013 OUTLAWS LEADERS AND RANKINGS

CATEGORY	PLAYER	No.	LEAGUE RK	TEAM	LEAGUE RANK
PTS	C. Bocklet	55	T-1st	236	1st
G	C. Bocklet	42	1st	226	1st
A	Mundorf	18	T-6th	117	1st
GB	M. Bocklet	72	5th	461	T-2nd
2PG	Sieverts	6	T-2nd	10	T-3rd
SOG	C. Bocklet	69	3rd	413	1st
FO PCT	Kelly	.551	3rd	.528	3rd
SAVES	Schwartzman	184	2nd	204	3rd
SAVE PCT	Schwartzman	.597	1st	.600	1st
GAA	Schwartzman	9.7	1st	9.7	1st



2012 DENVER OUTLAWS RESULTS

2012 MLL STANDINGS

Team	W	L	GB	PCT	GF	GA	H	A
Denver	11	3	-	.786	229	168	5-2	6-1
Chesapeake	10	4	1	.714	202	156	5-2	5-2
Boston	9	5	2	.643	217	172	5-2	4-3
Long Island	8	6	3	.571	178	174	5-2	3-4
Rochester	7	7	4	.500	170	184	5-2	2-5
Charlotte	5	9	6	.357	160	214	3-4	2-5
Hamilton	4	10	7	.286	172	210	2-5	2-5
Ohio	2	12	9	.143	175	225	1-6	1-6

2012 HONORS AND AWARDS

Award	Player
Bud Light MLL MVP	Brendan Mundorf
Warrior Defensive Player of the Year.....	Lee Zink
Warrior Most Improved Player.....	Jeremy Sieverts
Lacrosse.com All-MLL	Brendan Mundorf
Lacrosse.com All-MLL	Lee Zink
MLL All-Star	Brendan Mundorf
MLL All-Star	Peet Poillon
MLL All-Star	Jesse Schwartzman
MLL All-Star	Jeremy Sieverts
MLL All-Star	Lee Zink
Offensive Player of the Week (Week 1)	Jeremy Sieverts
Offensive Player of the Week (Week 7)	Brendan Mundorf
Offensive Player of the Week (Week 11)	Brendan Mundorf
Defensive Player of the Week (Week 2).....	Jesse Schwartzman
Defensive Player of the Week (Week 14).....	Jesse Schwartzman
Rookie of the Week (Week 3)	Stephen Robarge
Rookie of the Week (Week 5)	Mark Matthews
Rookie of the Week (Week 6)	Chris Bockett
Rookie of the Week (Week 9)	Chris Bockett
Rookie of the Week (Week 10)	Mark Matthews
Rookie of the Week (Week 12)	Mark Matthews
Rookie of the Week (Week 13)	Mark Matthews

2012 OUTLAWS SCHEDULE AND RESULTS

Date	Opponent	Score	Atten.
April 28	@Charlotte	21-12 (W)	6,734
MAY 5	HAMILTON	15-6 (W)	3,946
MAY 12	LONG ISLAND	19-11 (W)	4,129
MAY 19	BOSTON	17-10 (L)	4,935
JUNE 2	CHESAPEAKE	18-16 (L)	3,125
June 9	@Ohio	16-8 (W)	3,755
June 16	Rochester	16-12 (W)	8,044
JUNE 23	@LONG ISLAND	14-8 (L)	2,819
JULY 4	OHIO	17-13 (W)	30,128
JULY 14	CHARLOTTE	21-7 (W)	5,164
July 19	@Boston	17-13 (W)	5,107
July 28	@Hamilton	21-12 (W)	1,612
Aug. 4	@Rochester	17-12 (W)	4,068
Aug. 11	@Chesapeake	15-13 (W)	10,420
Aug. 25	Long Island#	13-12 (W)	-
Aug. 26	Chesapeake^	16-6 (L)	7,384

Home games bold and caps; #MLL Semifinal ^MLL Championship

POINTS

RK	Player	PTS
1	Brendan Mundorf	59
2	Jeremy Sieverts	40
	Peet Poillon	40

GOALS

RK	Player	G
1	Brendan Mundorf	32
2	Jordan McBride	29
3	Jeremy Sieverts	26

ASSISTS

RK	Player	AST
1	Brendan Mundorf	27
2	Terry Kimener	18
	Peet Poillon	13

GROUND BALLS

RK	Player	GB
1	Anthony Kelly	59
1	Matt Bockett	58
2	Dillon Roy	52

SHOTS ON GOAL

RK	Player	SOG
1	Brendan Mundorf	66
2	Jeremy Sieverts	49
3	Peet Poillon	39



2012 DENVER OUTLAWS (11-3)

PLAYER	POS	GP	G	2pG	A	PTS	PIM	PPG	PPA	SHG	SHA	GWG	GB	S	SPCT	SOG	FO	FOPCT
Mundorf, Brendan	A	12	32	0	27	59	5	1	7	1	0	2	15	104	.308	66	0-0	0.000
Sieverts, Jeremy	M	14	26	7	7	40	5	3	1	0	0	3	14	85	.306	49	0-0	0.000
Poillon, Peet	M	11	24	3	13	40	3	2	2	0	0	2	13	70	.343	39	0-1	0.000
McBride, Jordan	A	11	29	0	9	38	0	3	0	0	0	1	10	62	.468	44	0-0	0.000
Kimener, Terry	M	14	17	1	18	36	2.5	0	2	0	0	1	16	60	.283	30	0-0	0.000
Matthews, Mark	A	9	19	0	9	28	0	4	1	0	0	1	9	48	.396	33	0-0	0.000
Bockett, Chris	A	7	17	0	3	20	0	0	0	0	0	1	9	31	.548	23	0-0	0.000
Sims, Josh	A	10	13	0	3	16	1.5	1	1	2	0	0	7	36	.361	22	0-0	0.000
Snider, Drew	M	10	10	1	1	12	.5	0	0	0	0	0	40	19	.526	15	0-0	0.000
Pennington, Justin	M	12	8	0	3	11	1.5	0	0	0	0	0	32	13	.615	11	27-67	0.403
Bockett, Matt	D	13	3	0	5	8	2	0	0	0	0	0	58	13	.231	5	0-0	0.000
Yevoli, Joe	A	2	3	1	2	6	.5	1	1	0	0	0	3	6	.500	5	0-0	0.000
Cittadino, Casey	M	14	2	0	4	6	8.5	0	0	0	0	0	12	7	.286	3	0-0	0.000
Briggs, Colin	M	8	2	0	4	6	0	0	0	0	0	0	10	14	.143	7	0-0	0.000
Hoff, Ryan	A	2	4	0	0	4	0	1	0	0	0	0	2	14	.286	10	0-0	0.000
Kelly, Anthony	FO	5	1	0	3	4	0	0	0	0	0	0	36	5	.200	2	87-149	0.584
Pastirik, Christian	M	3	3	0	0	3	0	0	0	0	0	0	0	11	.273	6	0-0	0.000
Giannone, Steve	M	4	0	0	3	3	0	0	0	0	0	0	3	9	.000	5	0-0	0.000
Holmes, Steven	D	11	2	0	0	2	1	0	0	0	0	0	14	6	.333	4	0-0	0.000
Watkins, Nate	M	4	1	0	0	1	1	0	0	0	0	0	2	2	.500	2	0-0	0.000
Schwartzman, Jesse	G	14	0	0	1	1	0	0	0	0	1	0	45	0	.000	0	0-0	0.000
Mezzanotte, Peter	M	1	0	0	1	1	0	0	0	0	0	0	1	0	.000	0	0-0	0.000
Roy, Dillon	D	14	0	0	0	0	8.5	0	0	0	0	0	52	2	.000	2	15-34	0.441
Zink, Lee	D	13	0	0	0	0	5.5	0	0	0	0	0	17	0	.000	0	0-0	0.000
Cocchi, Dan	D	4	0	0	0	0	1	0	0	0	0	0	11	0	.000	0	0-0	0.000
ODougherty, Chris	D	6	0	0	0	0	2	0	0	0	0	0	3	1	.000	0	0-0	0.000
Mattes, Chris	FO	6	0	0	0	0	0	0	0	0	0	0	14	1	.000	1	50-117	0.427
Bernier, Matt	D	4	0	0	0	0	.5	0	0	0	0	0	14	0	.000	0	0-0	0.000
Celentani, Tom	D	3	0	0	0	0	0	0	0	0	0	0	3	0	.000	0	0-0	0.000
Fullerton, Adam	G	2	0	0	0	0	0	0	0	0	0	0	1	0	.000	0	0-0	0.000
Robarge, Stephen	FO	2	0	0	0	0	0	0	0	0	0	0	8	0	.000	0	26-56	0.464
Cipriano, Charlie	G	2	0	0	0	0	0	0	0	0	0	0	0	0	.000	0	0-0	0.000
Brown, Ben	G	2	0	0	0	0	0	0	0	0	0	0	0	0	.000	0	0-0	0.000
Ellis III, Long	D	2	0	0	0	0	0	0	0	0	0	0	4	0	.000	0	0-0	0.000
Vaughan, Kevin	M	2	0	0	0	0	0	0	0	0	0	0	1	1	.000	1	0-0	0.000
Bokmeyer, Justin	M	1	0	0	0	0	0	0	0	0	0	0	0	1	.000	0	0-0	0.000
Vlahakis, Peter	FO	1	0	0	0	0	0	0	0	0	0	0	0	0	.000	0	0-3	0.000
Godfrey, Nolan	FO	1	0	0	0	0	0	0	0	0	0	0	0	0	.000	0	0-3	0.000
Martin, Eric	D	1	0	0	0	0	0	0	0	0	0	0	3	0	.000	0	0-0	0.000
Lay, Andrew	M	1	0	0	0	0	0	0	0	0	0	0	0	0	.000	0	0-0	0.000
TOTALS:	-	14	216	13	116	345	49.5	16	15	3	1	11	482	621	.348	385	205-430	0.477
GOALIES					GP	MIN	W	L		GA	2ptGA	GAA	SV	SV%				
Schwartzman, Jesse					14	810:42	11	3		149	11	11.0	175	0.540				
Cipriano, Charlie					2	14:07	0	0		4	0	17.0	6	0.600				
Fullerton, Adam					2	12:39	0	0		3	0	14.2	4	0.571				
Brown, Ben					1	2:32	0	0		1	0	23.7	1	0.500				
TOTALS:					14	840:00	11	3		157	11	11.2	186	0.542				

2012 OUTLAWS LEADERS AND RANKINGS

CATEGORY	PLAYER	No.	LEAGUE RK	TEAM	LEAGUE RANK
PTS	Mundorf	59	2nd	345	1st
G	Mundorf	32	2nd	216	1st
A	Mundorf	27	4th	116	2nd
GB	Kelly	59	T-6th	482	3rd
2PG	Sieverts	7	T-4th	13	T-4th
SOG	Mundorf	66	3rd	385	3rd
FO PCT	Kelly	.536	5th	.477	5th
SAVES	Schwartzman	175	4th	186	3rd
SAVE PCT	Schwartzman	.540	3rd	.542	4th
GAA	Schwartzman	11.0	2nd	11.2	2nd



2011 DENVER OUTLAWS RESULTS

2011 MLL STANDINGS

Team	W	L	GB	PCT	GF	GA	H	A
Boston	9	3	-	.750	173	142	4-2	5-1
Denver	7	5	2	.583	156	135	2-4	5-1
Hamilton	7	5	2	.583	155	150	2-4	5-1
Chesapeake	6	6	3	.500	139	162	2-4	4-2
Long Island	5	7	4	.417	138	151	3-3	2-4
Rochester	2	10	7	.167	143	164	1-5	1-5

2011 HONORS AND AWARDS

Award	Player
All-MLL	Brendan Mundorf
MLL All-Star	Eric Martin
MLL All-Star	Brendan Mundorf
MLL All-Star	Peet Poillon
MLL All-Star	Jesse Schwartzman
MLL All-Star	Max Seibald
MLL All-Star	Drew Westervelt
MLL All-Star	Lee Zink
Offensive Player of the Week (Week 1)	Brendan Mundorf
Offensive Player of the Week (Week 5)	Brendan Mundorf
Offensive Player of the Week (Week 12)	Brendan Mundorf
Defensive Player of the Week (Week 2)	Jesse Schwartzman
Defensive Player of the Week (Week 3)	Jesse Schwartzman
Rookie of the Week (Week 3)	Billy Bitter

2011 OUTLAWS SCHEDULE AND RESULTS

Date	Opponent	Score	Atten.
MAY 14	HAMILTON	18-10 (W)	9,993
May 21	Boston	13-12 (W)	8,317
June 3	Long Island	11-10 (W)	2,782
JUNE 11	CHESAPEAKE	16-15 OT (L)	12,548
June 18	Hamilton	15-7 (W)	1,047
JUNE 25	LONG ISLAND	18-11 (W)	10,142
JULY 3	BOSTON	15-12 (L)	27,184
JULY 16	ROCHESTER	9-8 (L)	6,318
July 23	Rochester	15-8 (L)	5,107
JULY 30	BOSTON	10-9 (L)	7,804
Aug. 6	Long Island	14-11 (W)	3,082
Aug. 13	Chesapeake	15-9 (W)	8,517

Postseason

Aug. 27	#Hamilton	11-9 (L)	-
---------	-----------	----------	---

Home games bold and caps; #MLL Semifinal

POINTS

RK	Player	PTS
1	Brendan Mundorf	45
2	Drew Westervelt	32
3	Peet Poillon	25

GOALS

RK	Player	G
1	Brendan Mundorf	30
2	Drew Westervelt	23
3	Peet Poillon	20

ASSISTS

RK	Player	AST
1	Brendan Mundorf	15
2	Bill McGlone	8
	Drew Westervelt	8

GROUND BALLS

RK	Player	GB
1	Andrew Hennessey	49
2	Matt Bocklet	47
3	Kevin Unterstein	30

SHOTS ON GOAL

RK	Player	SOG
1	Brendan Mundorf	55
2	Drew Westervelt	48
3	Peet Poillon	44



2011 DENVER OUTLAWS (7-5)

PLAYER	POS	GP	G	2pG	A	PTS	PIM	PPG	PPA	SHG	SHA	GWG	GB	S	SPCT	SOG	FO	FOPCT
Mundorf, Brendan	A	11	30	0	15	45	6	1	6	3	0	0	23	89	0.337	55	0-0	0.000
Westervelt, Drew	A	10	23	1	8	32	3	7	3	0	0	2	19	69	0.333	48	0-0	0.000
Poillon, Peet	M	12	20	1	4	25	1	1	1	0	0	1	13	87	0.230	44	0-0	0.000
Seibald, Max	M	9	12	3	2	17	1.5	2	0	0	0	0	13	43	0.279	30	0-0	0.000
McGlone, Bill	M	7	9	0	8	17	0	0	2	0	0	0	3	38	0.237	23	0-0	0.000
Bitter, Billy	A	9	12	0	4	16	3	2	0	0	0	1	18	39	0.308	23	0-0	0.000
Martin, Connor	A	5	10	0	3	13	0.5	1	0	0	0	1	5	21	0.476	14	0-0	0.000
Langtry, Brian	M	8	6	0	6	12	4.5	3	2	0	0	0	6	28	0.214	20	1-1	1.000
Kimener, Terry	F	6	6	0	5	11	0.5	0	0	0	0	2	6	21	0.286	14	0-0	0.000
Watkins, Nate	M	12	2	0	5	7	2.5	0	0	0	1	0	9	9	0.222	5	0-0	0.000
DeLaney, Sean	M	7	4	0	1	5	0	0	1	0	0	0	3	14	0.286	8	0-0	0.000
Bockett, Matt	D	12	1	0	4	5	1	0	0	0	0	0	47	6	0.167	3	0-0	0.000
Iannucci, Athan	F	1	3	1	0	4	3	1	0	0	0	0	1	7	0.429	3	0-0	0.000
Park, Jarett	M	9	3	0	0	3	4.5	0	0	0	0	0	6	4	0.750	4	0-0	0.000
Holmes, Steve	D	10	2	0	1	3	2	0	0	0	0	0	13	5	0.400	5	0-0	0.000
Giannone, Steve	M	3	2	0	1	3	0.5	0	0	0	0	0	5	6	0.333	4	0-0	0.000
Roy, Dillon	D	12	1	0	1	2	1	0	0	0	0	0	21	6	0.167	4	0-3	0.000
Unterstein, Kevin	M	9	1	0	1	2	7	0	0	0	0	0	30	6	0.167	3	4-5	0.800
Martin, Eric	D	6	1	0	0	1	9	0	0	0	0	0	24	3	0.333	1	0-0	0.000
Dalton, Will	FO	2	1	0	0	1	0	0	0	0	0	0	5	1	1.000	1	14-55	0.933
Bokmeyer, Justin	M	1	1	0	0	1	0.5	0	0	0	0	0	0	2	0.500	1	0-0	0.000
Schwartzman, Jesse	G	12	0	0	0	0	2	0	0	0	0	0	26	0	0.000	0	0-0	0.000
Zink, Lee	D	10	0	0	0	0	2	0	0	0	0	0	28	1	0.000	1	0-0	0.000
Hennessey, Andrew	FO	10	0	0	0	0	0.5	0	0	0	0	0	49	7	0.000	3	142-255	0.557
Schmidt, Brett	D	7	0	0	0	0	1	0	0	0	0	0	14	1	0.000	0	0-0	0.000
Cittadino, Casey	M	5	0	0	0	0	0.5	0	0	0	0	0	2	4	0.000	2	0-0	0.000
McCarthy, Sean	D	4	0	0	0	0	0	0	0	0	0	0	3	0	0.000	0	0-0	0.000
Ghitelman, Adam	G	3	0	0	0	0	0	0	0	0	0	0	2	0	0.000	0	0-0	0.000
Thompson, Mikey	M	2	0	0	0	0	0	0	0	0	0	0	1	0	0.000	0	0-0	0.000
Cranston, Ryan	F	2	0	0	0	0	0	0	0	0	0	0	0	8	0.000	4	0-0	0.000
Lay, Andrew	F	1	0	0	0	0	0	0	0	0	0	0	0	0	0.000	0	0-0	0.000
Fullerton, Adam	G	1	0	0	0	0	0	0	0	0	0	0	3	0	0.000	0	0-0	0.000
Brown, Ben	G	1	0	0	0	0	0	0	0	0	0	0	0	0	0.000	0	0-0	0.000
Podgajny, Mike	M	1	0	0	0	0	0	0	0	0	0	0	0	4	0.000	0	0-0	0.000
McFadyen, Ryan	D	1	0	0	0	0	0.5	0	0	0	0	0	2	0	0.000	0	0-0	0.000
TOTALS:	-	12	150	6	69	225	57.5	18	15	3	1	7	400	529	0.284	323	161-319	0.505

GOALIES

	GP	MIN	W	L	GA	2ptGA	GAA	SV	SV%
Schwartzman, Jesse	12	622:21	6	5	109	10	9.87	142	0.566
Ghitelman, Adam	3	39:26	0	0	8	2	12.17	6	0.429
Brown, Ben	1	3:59	0	0	1	0	15.06	0	0.000
Fullerton, Adam	1	15:21	1	0	5	0	19.54	2	0.286
TOTALS:	12	681:07	7	5	123	12	10.25	150	0.549

2011 OUTLAWS LEADERS AND RANKINGS

CATEGORY	PLAYER	No.	LEAGUE RK	TEAM	LEAGUE RANK
PTS	Mundorf	45	3rd	225	3rd
G	Mundorf	30	T-1st	150	3rd
A	Mundorf	15	T-5th	69	5th
GB	Hennessey	49	7th	400	2nd
2PG	Seibald	3	8th	6	5th
PIM	E. Martin	9:00	2nd	57:30	3rd
SOG	Mundorf	55	5th	323	3rd
FO PCT	Hennessey	.557	2nd	.505	3rd
SAVES	Schwartzman	142	4th	150	6th
SAVE PCT	Schwartzman	.566	2nd	.549	4th
GAA	Schwartzman	9.9	1st	11.1	1st



2010 DENVER OUTLAWS RESULTS

2010 MLL STANDINGS

Team	W	L	GB	PCT	GF	GA	H	A
Denver	8	4	-	.667	158	148	5-1	3-3
Boston	8	4	-	.667	174	141	5-1	3-3
Long Island	7	5	1	.583	141	139	4-2	3-3
Chesapeake	6	6	2	.500	161	158	3-3	3-3
Chicago	4	8	4	.333	157	171	3-3	1-5
Toronto	3	9	5	.250	132	166	1-5	2-4

2010 HONORS AND AWARDS

Award	Player
All-MLL	Matt Bocklet
All-MLL	Max Seibald
All-MLL	Lee Zink
MLL All-Star	Matt Bocklet
MLL All-Star	Dan Hardy
MLL All-Star	Jesse Schwartzman
MLL Team USA	Adam Fullerton
MLL Team USA	Eric Martin
MLL Team USA	Brendan Mundorf
MLL Team USA	Max Seibald
MLL Team USA	Drew Westervelt
MLL Team USA	Lee Zink
Offensive Player of the Week (Week 12)	Brendan Mundorf
Offensive Player of the Week (Week 5)	Matt Brown
Offensive Player of the Week (Week 2)	Max Seibald
Defensive Player of the Week (Week 8)	Matt Bocklet
Rookie of the Week (Week 10)	Connor Martin
Rookie of the Week (Week 8)	Andrew Hennessey

2010 OUTLAWS SCHEDULE AND RESULTS

Date	Opponent	Score	Atten.
May 15	Boston	16-13 (L)	9,841
MAY 22	LONG ISLAND	13-10 (W)	12,323
MAY 29	TORONTO	15-12 (W)	6,123
June 5	Long Island	15-10 (W)	3,016
June 12	Boston	17-12 (L)	6,090
June 19	Chesapeake	20-16 (W)	3,483
June 25	Chicago	18-14 (L)	2,722
JULY 4	CHESAPEAKE	12-10 (W)	23,433
July 10	Toronto	15-14 OT (W)	2,834
JULY 24	CHICAGO	15-11 (W)	7,982
JULY 31	BOSTON	16-5 (L)	7,523
AUG. 7	CHICAGO	18-8 (W)	7,285
Postseason			
Aug. 21	#Long Island	16-12 (L)	6,319

HOME GAMES BOLD AND CAPS; #MLL Semifinal

POINTS

RK	Player	PTS
1	Brendan Mundorf	38
2	Drew Westervelt	32
3	Max Seibald	30
	Dan Hardy	30

GOALS

RK	Player	G
1	Brendan Mundorf	22
	Matt Brown	22
3	Max Seibald	20

ASSISTS

RK	Player	AST
1	Brendan Mundorf	16
2	Dan Hardy	14
3	Drew Westervelt	11

GROUND BALLS

RK	Player	GB
1	Matt Bocklet	59
2	Eric Martin	37
3	Kevin Unterstein	26
	Lee Zink	26

SHOTS ON GOAL

RK	Player	SOG
1	Drew Westervelt	42
2	Brendan Mundorf	38
	Max Seibald	38



2010 DENVER OUTLAWS (8-4)

No.	PLAYER	POS	GP	G	2PG	A	PTS	PIM	PPG	PPA	SHG	SHA	GWG	GB	S	SPCT	SOG	FO	FO PCT
2	Mundorf, Brendan	A	11	22	0	16	38	4	4	5	1	0	2	15	83	.265	38	0-0	.000
14	Westervelt, Drew	A	11	18	3	11	32	3.5	4	1	0	0	1	14	64	.281	42	0-0	.000
42	Seibald, Max	M	9	20	2	8	30	4	2	1	0	0	0	22	65	.308	38	0-0	.000
22	Hardy, Dan	M	10	15	1	14	30	0	2	5	0	0	0	3	45	.333	28	0-1	.000
16	Brown, Matt	A	11	22	1	3	26	1	3	0	0	0	1	6	55	.400	37	0-0	.000
6	Langtry, Brian	M	10	11	1	10	22	2.5	0	1	0	0	0	3	42	.262	24	0-0	.000
23	DeLaney, Sean	M	8	9	1	3	13	0	0	0	0	0	1	9	32	.281	23	0-0	.000
9	Hopmann, Alex	M	8	11	0	1	12	0	0	0	0	0	2	3	32	.344	19	0-0	.000
7	Bocklet, Matt	D	12	6	0	4	10	1	0	0	0	0	0	59	14	.429	11	0-0	.000
3	Giannone, Steve	M	8	7	0	2	9	1	0	0	0	0	1	13	32	.219	24	0-0	.000
35	Watkins, Nate	M	12	3	0	4	7	6	0	0	1	0	0	16	11	.273	8	0-0	.000
55	Martin, Eric	D	10	3	0	2	5	16	0	0	1	0	0	37	8	.375	6	0-0	.000
88	Martin, Connor	A	2	3	0	1	4	0	0	0	0	0	0	3	11	.273	6	0-0	.000
5	Cittadino, Casey	M	12	2	0	1	3	3	0	0	0	0	0	6	5	.400	3	0-0	.000
	Murray, Joey	A	6	2	0	1	3	2	1	0	0	0	0	5	25	.080	10	0-0	.000
0	Unterstein, Kevin	M	11	1	0	1	2	3	0	0	0	0	0	26	3	.333	2	2-5	.400
40	Hennessey, Andrew	FO	6	1	0	0	1	0.5	0	0	0	0	0	17	1	.000	1	83-175	.474
91	Roy, Dillon	D	4	1	0	0	1	0	0	0	0	0	0	8	3	.333	3	0-1	.000
	Vedder, Ethan	D	2	0	0	1	1	0	0	0	0	0	0	4	1	.000	0	0-0	.000
	Loftus, Brendan	M	2	1	0	0	1	0	0	0	0	0	0	0	3	.333	0	0-0	.000
29	Zink, Lee	D	12	0	0	0	0	3.5	0	0	0	0	0	26	0	.000	0	0-0	.000
27	Clausen, Ken	D	8	0	0	0	0	0	0	0	0	0	0	16	2	.000	1	0-0	.000
19	Schwartzman, Jesse	G	11	0	0	0	0	1	0	0	0	0	0	14	0	.000	0	0-0	.000
31	Dalton, Will	FO	6	0	0	0	0	0	0	0	0	0	0	10	1	.000	1	64-140	.457
41	McFadyen, Ryan	D	5	0	0	0	0	1	0	0	0	0	0	6	0	.000	0	0-0	.000
	McCarthy, Sean	D	3	0	0	0	0	1	0	0	0	0	0	6	0	.000	0	0-0	.000
25	Walterhoefer, Shane	FO	1	0	0	0	0	0	0	0	0	0	0	5	0	.000	0	17-30	.567
	ODougherty, Chris	D	4	0	0	0	0	0.5	0	0	0	0	0	3	0	.000	0	0-0	.000
4	Fullerton, Adam	G	4	0	0	0	0	0	0	0	0	0	0	1	0	.000	0	0-0	.000
	Christopher, Brian	M	1	0	0	0	0	3	0	0	0	0	0	1	1	.000	0	0-0	.000
37	Romero, Rocco	M	3	0	0	0	0	0	0	0	0	0	0	0	0	.000	0	0-0	.000
	TOTALS:		12	158	9	83	250	57	16	13	3	0	8	357	539	0.293	328	166-352	.472

No.	GOALIES	GP	MIN	W	L	GA	2ptGA	GAA	SV	SV%
19	Schwartzman, Jesse	11	600:17	8	3	124	9	12.39	140	.530
4	Fullerton, Adam	4	120:31	0	1	24	1	11.95	29	.547
	TOTALS:	12	-	8	4	148	10	12.33	169	.533

2010 OUTLAWS LEADERS AND RANKINGS

CATEGORY	PLAYER	No.	LEAGUE RK	TEAM	LEAGUE RANK
PTS	Mundorf	38	4th	250	2nd
G	Brown/Mundorf	22	T-5th	158	3rd
A	Mundorf	16	3rd	83	2nd
GB	Bocklet	59	2nd	357	T-3rd
2PG	Westervelt	3	7th	9	T-3rd
PIM	E. Martin	16:00	2nd	57:00	3rd
SOG	Westervelt	42	T-6th	328	4th
FO PCT	Dalton	.457	8th	.472	5th
SAVES	Schwartzman	140	4th	.530	5th
SAVE PCT	Schwartzman	.530	5th	.533	4th
GAA	Schwartzman	12.4	4th	12.3	3rd



2009 DENVER OUTLAWS RESULTS

2009 MLL STANDINGS

Team	W	L	GB	PCT	GF	GA	H	A
Denver	9	3	-	.750	166	138	4-2	5-1
Toronto	7	5	2	.583	184	172	4-2	3-3
Boston	6	6	3	.500	173	150	3-3	3-3
Long Island	6	6	3	.500	125	144	3-3	3-3
Washington	5	7	4	.417	148	175	2-4	3-3
Chicago	3	9	6	.250	159	176	2-4	1-5

2009 HONORS AND AWARDS

Award	Person
Goalkeeper of the Year.....	Jesse Schwartzman
Coach of the Year.....	Brian Reese
Rookie of the Year	Dan Hardy
All-MLL	Matt Bockett
All-MLL	Brendan Mundorf
All-MLL	Lee Zink
All-MLL	Jesse Schwartzman
Offensive Player of the Week (Week 6)	Dan Hardy
Offensive Player of the Week (Week 2)	Brendan Mundorf
Defensive Player of the Week (Week 11).....	Jesse Schwartzman
Defensive Player of the Week (Week 6).....	Jesse Schwartzman
Defensive Player of the Week (Week 5).....	Jesse Schwartzman
MLL All-Star Team.....	Brendan Mundorf
MLL All-Star Team.....	Brian Langtry
MLL All-Star Team.....	Kyle Harrison
MLL All-Star Team.....	Drew Westervelt
MLL All-Star Team.....	Max Seibald
MLL All-Star Team.....	Matthew Bockett
MLL All-Star Team.....	Jesse Schwartzman
MLL All-Star Team.....	Brian Reese

2009 OUTLAWS SCHEDULE AND RESULTS

Date	Opponent	Score	Atten.
MAY 16	CHICAGO	13-11 (L)	9,340
May 22	Boston	15-14 (W)	6,512
MAY 30	WASHINGTON	20-16 (W)	6,022
June 7	Chicago	15-11 (W)	3,265
JUNE 13	LONG ISLAND	16-9 (W)	7,982
JUNE 20	TORONTO	15-8 (W)	8,216
June 27	Toronto	20-16 (W)	3,791
JULY 4	BOSTON	17-16 (L)	21,952
July 18	Washington	11-8 (W)	5,152
JULY 25	LONG ISLAND	12-7 (W)	7,252
Aug. 1	Long Island	13-9 (W)	4,612
Aug. 8	Toronto	16-10 (L)	3,635
Postseason			
Aug. 22	#Boston	11-10 (W)	6,720
Aug. 23	%Toronto	10-9 (L)	7,003

HOME GAMES BOLD AND CAPS; #MLL Semifinal; %MLL Championship

POINTS

RK	Player	PTS
1	Drew Westervelt	46
2	Brendan Mundorf	44
3	Matt Brown	30

GOALS

RK	Player	G
1	Brendan Mundorf	34
2	Drew Westervelt	27
3	Matt Brown	24

ASSISTS

RK	Player	AST
1	Drew Westervelt	17
2	Brendan Mundorf	14
	Brian Langtry	14

GROUND BALLS

RK	Player	GB
1	Matt Bockett	42
2	Max Seibald	28
3	Lee Zink	26

SHOTS ON GOAL

RK	Player	SOG
1	Brendan Mundorf	49
2	Drew Westervelt	46
3	Brian Langtry	37



2009 DENVER OUTLAWS (9-3)

No.	PLAYER	POS	GP	G	2PG	A	PTS	PIM	PPG	PPA	SHG	SHA	GWG	GB	S	SPCT	SOG	FO	FOPCT
14	Westervelt, Drew	A	12	27	2	17	46	8.5	7	2	0	0	1	11	67	.403	46	0-0	.000
2	Mundorf, Brendan	A	12	34	0	10	44	1	0	3	0	0	0	15	75	.453	49	0-0	.000
16	Brown, Matt	A	12	24	0	6	30	0	6	0	0	0	2	7	47	.511	36	0-0	.000
6	Langtry, Brian	M	11	15	4	10	29	10.5	2	3	0	0	3	5	75	.200	37	0-0	.000
4	Sims, Josh	M	9	11	0	8	19	1.5	4	7	0	0	0	7	49	.224	21	0-0	.000
22	Hardy, Dan	M	10	8	0	8	16	0.5	0	3	0	0	1	4	29	.276	17	0-0	.000
15	Sonke, Jeff	M	10	9	0	5	14	1	0	0	0	0	0	4	42	.214	27	0-0	.000
35	Watkins, Nate	M	12	8	0	6	14	4.5	0	0	0	0	0	18	25	.320	17	0-0	.000
42	Seibald, Max	M	10	9	2	1	12	2	1	0	1	0	0	28	38	.237	26	1-3	.333
	Lindsay, Sean	M	5	7	0	1	8	0	1	0	0	0	1	2	23	.304	14	0-0	.000
18	Harrison, Kyle	M	7	4	0	2	6	2.5	0	0	0	0	0	5	28	.143	21	0-0	.000
10	Bockett, Matt	D	12	3	0	1	4	5	0	1	0	0	0	42	11	.273	6	0-0	.000
	Downing, Greg	M	2	4	0	0	4	0	0	0	0	0	1	1	10	.400	6	0-0	.000
9	Ward, Mike	M	11	0	0	2	2	2	0	0	0	0	0	17	6	.000	3	0-0	.000
23	Borell, Jim	M	5	1	0	0	1	0.5	0	0	0	0	0	4	3	.333	2	0-0	.000
47	McCarthy, Sean	D	5	1	0	0	1	1.5	0	0	0	0	0	4	1	.000	1	0-0	.000
12	Christopher, Brian	M	1	1	0	0	1	0	0	0	0	0	0	1	1	.000	1	0-0	.000
19	Schwartzman, Jesse	G	12	0	0	1	1	2	0	0	0	0	0	8	2	.000	0	0-0	.000
25	Walterhoefer, Shane	FO	10	0	0	1	1	1	0	0	0	0	0	20	2	.000	0	103-257	.401
29	Zink, Lee	D	12	0	0	0	0	5	0	0	0	0	0	26	1	.000	0	0-0	.000
34	Garvey, Thomas	D	12	0	0	0	0	0.5	0	0	0	0	0	11	1	.000	1	0-0	.000
17	Ethington, Tom	D	11	0	0	0	0	1.5	0	0	0	0	0	18	1	.000	0	0-0	.000
5	Cittadino, Casey	M	8	0	0	0	0	3.5	0	0	0	0	0	5	1	.000	0	0-0	.000
71	Martin, Eric	D	7	0	0	0	0	7	0	0	0	0	0	19	7	.000	4	0-0	.000
26	Smith, Alex	G	4	0	0	0	0	0	0	0	0	0	0	0	0	.000	0	0-0	.000
	Braun, Lou	FO	4	0	0	0	0	0	0	0	0	0	0	12	1	.000	1	31-88	.352
44	Fullerton, Adam	G	3	0	0	0	0	0	0	0	0	0	0	2	0	.000	0	0-0	.000
98	Hughes, Brett	D	1	0	0	0	0	2	0	0	0	0	0	1	0	.000	0	0-0	.000
	TOTALS:		12	166	8	79	253	64.5	21	20	1	0	9	296	546	.304	336	135-348	.388

No.	GOALIES	GP	MIN	W	L	GA	2ptGA	GAA	SV	SV%
19	Schwartzman, Jesse	12	675:28	9	2	127	5	11.28	154	.548
44	Fullerton, Adam	3	37:34	0	1	8	0	12.78	9	.529
26	Smith, Alex	4	6:58	0	0	3	1	25.84	0	.000
	TOTALS:	12	-	9	3	138	6	11.50	163	.542

2009 OUTLAWS LEADERS AND RANKINGS

CATEGORY	PLAYER	No.	LEAGUE RK	TEAM	LEAGUE RANK
PTS	Westervelt	46	3rd	253	3rd
G	Mundorf	34	3rd	166	3rd
A	Westervelt	17	4th	79	4th
GB	Bockett	42	T-6th	296	4th
2PG	Langtry	4	3rd	8	T-3rd
PIM	Langtry	10:30	T-4th	64:30	2nd
SOG	Mundorf	49	T-9th	336	4th
FO PCT	Walterhoefer	.401	6th	.388	6th
SAVES	Schwartzman	154	2nd	163	6th
SAVE PCT	Schwartzman	.548	5th	.542	4th
GAA	Schwartzman	11.5	1st	11.5	1st



2008 DENVER OUTLAWS RESULTS

2008 MLL STANDINGS

<u>Western Conference</u>								
Team	W	L	GB	PCT	GF	GA	H	A
Denver	8	4	-	.667	173	160	6-0	2-4
Los Angeles	7	5	1	.583	173	157	3-3	4-2
San Francisco	4	8	4	.333	149	173	2-4	2-4
Chicago	3	9	5	.250	158	168	3-3	0-6

<u>Eastern Conference</u>								
Team	W	L	GB	PCT	GF	GA	H	A
Rochester	9	3	-	.750	202	161	4-2	5-1
Philadelphia	7	5	2	.583	166	173	3-2	4-3
Boston	7	5	2	.583	182	166	4-3	3-2
New Jersey	6	6	3	.500	171	179	2-4	4-2
Long Island	5	7	4	.417	188	194	2-4	3-3
Washington	4	8	5	.333	156	187	2-4	2-4

2008 HONORS AND AWARDS

Award	Player
All-MLL	Brian Langtry
Offensive Player of the Week (Week 10)	Matt Brown
Offensive Player of the Week (Week 6)	Brian Langtry
Defensive Player of the Week (Week 1)	Geoff Snider
MLL All-Star Team.....	Brendan Mundorf
MLL All-Star Team.....	Brian Langtry
MLL All-Star Team.....	Ryan Powell
MLL All-Star Team.....	Benson Erwin
MLL All-Star Team.....	Matt Hanna
MLL All-Star Team.....	Jeff Sonke
MLL All-Star Team.....	Jesse Schwartzman
MLL All-Star Team.....	Lee Zink
MLL All-Star Team.....	Brian Reese

2008 OUTLAWS SCHEDULE AND RESULTS

Date	Opponent	Score	Atten.
MAY 17	LOS ANGELES	22-12 (W)	11,843
May 24	Washington	17-16 (L)	4,026
MAY 31	NEW JERSEY	19-11 (W)	8,127
June 7	Los Angeles	16-13 (W)	4,189
JUNE 14	SAN FRANCISCO	19-16 (W)	9,316
JUNE 21	CHICAGO	15-13 (W)	7,723
June 29	Chicago	16-13(L)	2,480
JULY 4	SAN FRANCISCO	10-9 (W)	20,116
July 12	Los Angeles	16-6 (L)	3,008
July 19	San Francisco	15-8 (W)	2,436
JULY 26	CHICAGO	15-13 (W)	7,993
Aug. 9	Boston	20-14 (L)	8,425
Postseason			
Aug. 23	#Los Angeles	13-12 (W)	8,134
Aug. 24	%Rochester	16-6 (L)	8,481

HOME GAMES BOLD AND CAPS; #MLL Semifinal; %MLL Championship

POINTS

RK	Player	PTS
1	Brian Langtry	47
2	Brendan Mundorf	44
3	Ryan Powell	38

GOALS

RK	Player	G
1	Brendan Mundorf	30
2	Matt Brown	28
3	Brian Langtry	24
	Drew Westervelt	24

ASSISTS

RK	Player	AST
1	Ryan Powell	23
2	Brian Langtry	20
3	Brendan Mundorf	14

GROUND BALLS

RK	Player	GB
1	Geoff Snider	78
2	Zach Jungers	35
3	Jesse Schwartzman	34

SHOTS ON GOAL

RK	Player	SOG
1	Brian Langtry	57
2	Brendan Mundorf	52
3	Drew Westervelt	50



2008 DENVER OUTLAWS (8-4)

No.	PLAYER	POS	GP	G	2PG	A	PTS	PIM	PPG	PPA	SHG	SHA	GWG	GB	S	SPCT	SOG	FO	FOPCT
6	Langtry, Brian	M	12	24	3	20	47	4	0	2	0	0	1	16	87	.276	57	0-0	.000
2	Mundorf, Brendan	A	12	30	0	14	44	3	1	3	0	2	0	15	83	.361	52	0-0	.000
22	Powell, Ryan	A	10	15	0	23	38	1	0	3	0	1	2	9	42	.357	31	0-0	.000
14	Westervelt, Drew	A	12	24	0	8	32	1.5	3	0	1	0	1	12	70	.343	50	0-0	.000
16	Brown, Matt	A	10	28	0	1	29	1	3	0	1	0	0	9	52	.538	42	0-0	.000
15	Sonke, Jeff	M	11	17	2	9	28	6	2	1	0	0	2	20	67	.254	40	0-0	.000
	Hanna, Matt	A	9	16	2	0	18	2.5	2	0	0	0	1	6	48	.333	33	0-0	.000
7	Snider, Geoff	FO	12	9	0	1	10	6	0	0	0	0	1	78	28	.321	21	175-363	.482
17	Ethington, Tom	D	11	3	0	1	4	9	0	0	1	0	0	9	5	.600	5	0-1	.000
12	Striebel, Peter	M	5	3	0	1	4	0	0	0	0	0	0	3	10	.300	7	0-0	.000
35	Watkins, Nate	M	11	1	0	3	4	3	0	0	0	0	0	19	7	.143	6	0-0	.000
37	Erwin, Benson	M	11	0	0	3	3	3.5	0	0	0	0	0	28	6	.000	3	0-0	.000
18	Ward, Mike	M	7	1	0	0	1	1	0	0	0	0	0	2	2	.500	2	0-0	.000
4	Sims, Josh	M	1	1	0	0	1	1	0	0	0	0	0	5	5	.200	3	0-0	.000
	Bastis, Greg	M	1	1	0	0	1	0	0	0	0	0	0	4	4	.250	2	0-0	.000
5	Cittadino, Casey	M	11	0	0	1	1	7	0	0	0	0	0	18	6	.000	3	0-0	.000
27	Braun, Lou	M	3	0	0	1	1	0	0	0	0	0	0	11	1	.000	1	9-19	.474
	Jacovina, Brian	M	2	0	0	1	1	0	0	0	0	0	0	1	2	.000	1	0-0	.000
	Polk, Lucius	F	2	0	0	1	1	0	0	0	0	0	0	2	0	.000	0	0-0	.000
19	Schwartzman, Jesse	G	12	0	0	0	0	2	0	0	0	0	0	34	0	.000	0	0-0	.000
36	Jungers, Zach	D	12	0	0	0	0	1	0	0	0	0	0	35	1	.000	0	0-0	.000
29	Zink, Lee	D	11	0	0	0	0	10	0	0	0	0	0	25	0	.000	0	0-0	.000
34	Garvey, Thomas	D	9	0	0	0	0	2	0	0	0	0	0	13	0	.000	0	0-0	.000
0	Cocoziello, Dan	D	6	0	0	0	0	2	0	0	0	0	0	13	0	.000	0	0-0	.000
26	Smith, Alex	G	2	0	0	0	0	0	0	0	0	0	0	1	0	.000	0	0-0	.000
	Alford, Harry	G	2	0	0	0	0	0	0	0	0	0	0	1	0	.000	0	0-0	.000
	Fassnacht, Adam	F	1	0	0	0	0	0	0	0	0	0	0	0	0	.000	0	2-2	1.000
TOTALS:			12	173	7	88	268	67	11	12	3	4	8	378	526	0.329	359	186-385	.483

No.	GOALIES	GP	MIN	W	L	GA	2ptGA	GAA	SV	SV%
	Alford, Harry	2	8:41	0	0	1	0	6.91	3	.750
19	Schwartzman, Jesse	12	703:42	8	4	157	4	13.39	193	.551
26	Smith, Alex	2	7:37	0	0	2	0	15.75	4	.667
TOTALS:		12	-	8	4	160	4	13.33	200	.556

2008 OUTLAWS LEADERS AND RANKINGS

CATEGORY	PLAYER	No.	LEAGUE RK	TEAM	LEAGUE RANK
PTS	Langtry	47	T-3rd	268	4th
G	Mundorf	30	T-10th	173	T-4th
A	Powell	23	4th	88	7th
GB	Snider	78	3rd	378	7th
2PG	Langtry	3	T-4th	7	8th
PIM	Zink	10:00	8th	67:00	1st
SOG	Langtry	57	T-10th	336	7th
FO PCT	Snider	.482	8th	.483	5th
SAVES	Schwartzman	193	2nd	200	5th
SAVE PCT	Schwartzman	.551	4th	.556	4th
GAA	Schwartzman	13.4	T-2nd	13.3	2nd



2007 DENVER OUTLAWS RESULTS

2007 MLL STANDINGS

<u>Western Conference</u>								
Team	W	L	GB	PCT	GF	GA	H	A
Los Angeles	9	3	-	.750	190	138	6-0	3-3
Denver	7	5	2	.583	190	174	5-1	2-4
San Francisco	4	8	5	.333	157	180	3-3	1-5
Chicago	3	9	6	.250	162	218	3-3	0-6

<u>Eastern Conference</u>								
Team	W	L	GB	PCT	GF	GA	H	A
Rochester	9	3	-	.750	208	153	5-1	4-2
Philadelphia	9	3	-	.750	175	139	6-0	3-3
Long Island	5	7	4	.417	156	162	4-2	1-5
Boston	5	7	4	.417	169	179	3-3	2-4
Washington	5	7	4	.417	134	190	2-4	3-3
New Jersey	4	8	5	.333	155	163	3-3	1-5

POINTS

RK	Player	PTS
1	Brendan Mundorf	47
2	Brian Langtry	39
3	Drew Westervelt	34

GOALS

RK	Player	G
1	Brendan Mundorf	36
2	Brian Langtry	26
	Matt Brown	26

2007 HONORS AND AWARDS

Award	Player
Defensive Player of the Week (Week 7).....	Geoff Snider
Rookie of the Week (Week 6)	Jesse Schwartzman
MLL All-Star Team.....	Brendan Mundorf
MLL All-Star Team.....	Brian Langtry
MLL All-Star Team.....	Geoff Snider
MLL All-Star Team.....	Josh Sims
MLL All-Star Team.....	Jeff Sonke
MLL All-Star Team.....	Lee Zink
MLL All-Star Team.....	Benson Erwin
MLL All-Star Team.....	Trevor Tierney

ASSISTS

RK	Player	AST
1	Drew Westervelt	14
2	Brendan Mundorf	11
	Brian Langtry	11

2007 OUTLAWS SCHEDULE AND RESULTS

Date	Opponent	Score	Atten.
MAY 19	SAN FRANCISCO	21-14 (W)	11,257
June 2	Chicago	19-17 (L)	3,067
JUNE 9	LOS ANGELES	18-15 (W)	8,473
JUNE 16	ROCHESTER	27-26 (L)	8,386
June 23	San Francisco	20-14 (L)	2,960
June 30	Chicago	19-9 (W)	1,628
JULY 4	CHICAGO	22-14 (W)	19,793
July 14	Los Angeles	17-5 (L)	3,390
JULY 21	PHILADELPHIA	15-13 (W)	7,481
July 28	Long Island	14-12 OT (W)	6,234
AUG. 4	LOS ANGELES	11-10 (W)	8,162
Aug. 11	San Francisco	16-15 (L)	3,160

GROUND BALLS

RK	Player	GB
1	Geoff Snider	76
2	Thomas Garvey	26
3	Sean McCarthy	24

Postseason

Aug. 25	#Philadelphia	13-12 OT (L)	—
---------	---------------	--------------	---

HOME GAMES BOLD AND CAPS; #MLL Semifinal

SHOTS ON GOAL

RK	Player	SOG
1	Brendan Mundorf	56
2	Brian Langtry	52
3	Jeff Sonke	48



2007 DENVER OUTLAWS (7-5)

No.	PLAYER	POS	GP	G	2PG	A	PTS	PIM	PPG	PPA	SHG	SHA	GWG	GB	S	SPCT	SOG	FO	FO PCT
2	Mundorf, Brendan	A	12	36	0	11	47	3.5	0	0	0	0	2	20	85	.424	56	0-0	.000
6	Langtry, Brian	M	11	26	2	11	39	5.5	5	1	0	0	1	13	74	.351	52	0-0	.000
14	Westervelt, Drew	A	10	20	0	14	34	2	0	0	0	0	1	16	52	.385	38	0-0	.000
16	Brown, Matt	A	12	26	0	3	29	3	5	0	0	0	1	7	54	.481	42	0-0	.000
15	Sonke, Jeff	M	11	19	2	8	29	4.5	0	0	0	0	1	14	83	.229	48	0-0	.000
3	Law, Mike	M	10	12	0	10	22	0.5	0	3	0	0	0	11	48	.250	37	0-0	.000
4	Sims, Josh	M	12	11	2	9	22	0.5	0	2	0	0	0	19	59	.186	40	0-0	.000
11	Hanna, Matt	A	9	15	1	1	17	0	0	0	0	0	1	3	38	.395	30	0-0	.000
7	Snider, Geoff	FO	10	8	0	6	14	3.5	0	0	0	0	0	76	24	.333	14	188-338	.556
37	Erwin, Benson	M	12	2	0	7	9	2.5	0	0	0	0	0	18	11	.182	5	0-0	.000
	Lochte, Hunter	M	4	4	0	2	6	0	0	0	0	0	0	1	9	.444	6	0-0	.000
42	Sowanick, Scott	M	6	3	0	2	5	1	0	0	0	0	0	7	16	.188	11	0-0	.000
	Unterstein, Chris	A	2	0	0	3	3	0	0	0	0	0	0	3	4	.000	4	0-0	.000
27	Braun, Lou	M	4	2	0	0	2	0	0	0	0	0	0	19	2	1.000	2	35-79	.443
5	Cittadino, Casey	M	12	1	0	1	2	6	0	0	0	0	0	11	2	.500	2	0-2	.000
8	McCarthy, Sean	D	11	1	0	0	1	1.5	0	0	0	0	0	24	4	.250	4	0-0	.000
17	Ethington, Tom	D	11	1	0	0	1	3.5	0	0	0	0	0	16	2	.500	1	0-0	.000
20	Whitty, Trey	D	4	1	0	0	1	0.5	0	0	0	0	0	6	5	.200	4	0-0	.000
28	Bastis, Greg	M	3	1	0	0	1	0	0	0	0	0	0	1	5	.200	3	0-0	.000
	Kenney, Nathan	M	2	1	0	0	1	1.5	0	0	0	0	0	1	1.000	1	0-0	.000	
40	Tierney, Trevor	G	9	0	0	1	1	0.5	0	0	0	0	0	11	0	.000	0	0-0	.000
29	Zink, Lee	D	12	0	0	0	0	8	0	0	0	0	0	20	1	.000	0	0-0	.000
34	Garvey, Thomas	D	11	0	0	0	0	2.5	0	0	0	0	0	26	1	.000	1	0-0	.000
19	Schwartzman, Jesse	G	5	0	0	0	0	0	0	0	0	0	0	2	0	.000	0	0-0	.000
26	Smith, Alex	G	1	0	0	0	0	0	0	0	0	0	0	0	0	.000	0	0-0	.000
	Carlson, Nick	A	1	0	0	0	0	1.5	0	0	0	0	0	1	1	.000	1	0-0	.000
	Sothoron, Reed	G	1	0	0	0	0	0	0	0	0	0	0	2	0	.000	0	0-0	.000
	TOTALS:		12	190	7	89	286	52	10	6	0	0	7	347	581	.327	402	223-419	.532
No.	GOALIES		GP		MIN		W		L		GA		2ptGA		GAA		SV		SV%
26	Smith, Alex		1		5:34		0		0		1		0		10.78		4		.800
19	Schwartzman, Jesse		5		133:21		2		1		28		2		12.60		32		.533
40	Tierney, Trevor		9		531:02		5		3		126		9		14.24		141		.528
	Sothoron, Reed		1		60:00		0		1		19		1		19.00		12		.387
	TOTALS:		12		-		7		5		174		12		14.50		189		.521

2007 OUTLAWS LEADERS AND RANKINGS

CATEGORY	PLAYER	No.	LEAGUE RK	TEAM	LEAGUE RANK
PTS	Mundorf	47	T-3rd	286	3rd
G	Mundorf	36	T-10th	190	T-2nd
A	Westervelt	14	4th	89	4th
GB	Snider	76	3rd	347	10th
2PG	Langtry/Sonke/Sims	2	T-4th	7	T-3rd
PIM	Zink	8:00	8th	52:00	5th
SOG	Mundorf	56	T-10th	402	3rd
FO PCT	Snider	.556	8th	.532	4th
SAVES	Tierney	141	2nd	189	8th
SAVE PCT	Tierney	.528	4th	.521	8th
GAA	Tierney	14.2	T-2nd	14.5	6th



2006 DENVER OUTLAWS RESULTS

2006 MLL STANDINGS

<u>Western Conference</u>								
Team	W	L	PTS	PCT	GF	GA	H	A
Denver	10	2	20	.833	197	148	4-2	6-0
San Francisco	7	5	14	.583	179	170	3-3	4-2
Los Angeles	6	6	12	.500	148	150	2-4	4-2
Chicago	0	12	0	.000	126	196	0-6	0-6

<u>Eastern Conference</u>								
Team	W	L	PTS	PCT	GF	GA	H	A
Philadelphia	10	2	20	.833	172	136	5-1	5-1
Boston	8	4	16	.667	177	162	5-1	3-3
Long Island	5	7	10	.417	147	139	3-3	2-4
New Jersey	5	7	10	.417	169	166	4-2	1-5
Rochester	5	7	10	.417	152	159	4-2	1-5
Baltimore	4	8	8	.333	156	197	4-2	0-6

POINTS

RK	Player	PTS
1	Matt Brown	46
2	Jeff Sonke	40
3	Mike Law	39

GOALS

RK	Player	G
1	Matt Brown	38
2	Mike Law	31
3	Jeff Sonke	22
	Brendan Mundorf	22

2006 HONORS AND AWARDS

Award	Player
All-MLL	Mike Law
All-MLL	Jeff Sonke
Offensive Player of the Week (Week 3)	Mike Law
Defensive Player of the Week (Week 3).....	Lee Zink
Defensive Player of the Week (Week 9).....	Chris Cercy
Rookie of the Week (Week 6)	Brendan Mundorf
MLL All-Star Team.....	Chris Cercy
MLL All-Star Team.....	Josh Sims
MLL All-Star Team.....	Jeff Sonke

ASSISTS

RK	Player	AST
1	Brian Langtry	18
2	Matt Rewkowski	12
3	Josh Sims	11

2006 OUTLAWS SCHEDULE AND RESULTS

Date	Opponent	Score	Atten.
MAY 20	CHICAGO	24-14 (W)	13,167
May 28	San Francisco	15-11 (W)	5,671
JUNE 3	BALTIMORE	24-14 (W)	10,157
JUNE 10	SAN FRANCISCO	25-20 (L)	8,915
June 17	New Jersey	19-15 (W)	2,822
JUNE 24	SAN FRANCISCO	20-19(L)	8,847
JULY 1	LOS ANGELES	22-11 (W)	15,981
July 8	Los Angeles	17-7 (W)	2,736
JULY 22	CHICAGO	17-12 (W)	12,739
July 29	Long Island	12-11 (W)	2,874
Aug. 5	Chicago	17-13 (W)	2,054
Aug. 12	Los Angeles	13-9 (W)	3,518
<u>Postseason</u>			
Aug. 25	#San Francisco	23-14 (W)	3,223
Aug. 27	#Philadelphia	23-12 (L)	5,374

HOME GAMES BOLD AND CAPS; #MLL Semifinal

GROUND BALLS

RK	Player	GB
1	Josh Sims	43
2	Chris Cercy	29
3	Lee Zink	26

SHOTS ON GOAL

RK	Player	SOG
1	Mike Law	67
2	Jeff Sonke	59
3	Brendan Mundorf	51



2006 DENVER OUTLAWS (10-2)

No.	PLAYER	POS	GP	G	2PG	A	PTS	PIM	PPG	PPA	SHG	SHA	GWG	GB	S	SPCT	SOG	FO	FO PCT
16	Brown, Matt	A	11	38	1	7	46	3	2	1	0	0	1	18	74	.514	59	0-0	.000
15	Sonke, Jeff	M	11	22	8	10	40	4	3	2	0	0	1	16	84	.262	59	0-0	.000
3	Law, Mike	M	11	31	3	5	39	1	5	0	0	0	3	23	93	.333	67	0-0	.000
4	Sims, Josh	M	11	19	7	11	37	5.5	2	1	0	0	1	43	71	.268	48	0-0	.000
6	Langtry, Brian	M	11	17	2	18	37	2	0	0	0	0	0	20	70	.243	44	0-0	.000
2	Mundorf, Brendan	A	9	22	0	7	29	0	1	2	0	0	2	21	75	.293	51	0-0	.000
9	Rewkowski, Matt	M	11	11	0	12	23	0.5	0	0	0	0	0	9	46	.239	28	0-0	.000
20	Lochte, Hunter	M	11	14	0	2	16	0	0	0	0	0	0	14	33	.424	25	0-0	.000
11	Hanna, Matt	A	6	5	0	7	12	0	0	0	0	0	0	11	26	.192	14	0-0	.000
37	Erwin, Benson	M	12	3	1	5	9	2	0	0	0	0	0	19	8	.375	7	1-3	.333
1	Zywicki, Jeff	A	4	6	0	3	9	0	0	0	0	0	1	4	22	.273	21	0-0	.000
	LaMonica, Michael	M	2	3	0	1	4	0.5	0	1	0	0	0	5	7	.429	6	0-0	.000
	Barrie, Kyle	A	2	2	0	0	2	1	0	0	0	0	1	2	4	.500	4	0-0	.000
	Cercy, Chris	M	12	1	0	0	1	1	0	0	0	0	0	29	7	.143	3	188-358	.525
27	Braun, Lou	M	2	0	0	1	1	0	0	0	0	0	0	4	0	.000	0	5-10	.500
7	Snider, Geoff	M	3	1	0	0	1	0	0	0	0	0	0	9	4	.250	3	9-28	.321
5	Cittadino, Casey	M	10	0	0	1	1	1.5	0	0	0	0	0	15	4	.000	2	0-0	.000
	Bastis, Greg	M	2	1	0	0	1	0	0	0	0	0	0	1	7	.143	5	0-0	.000
	Errante, Bobby	A	1	1	0	0	1	0	0	0	0	0	0	1	5	.200	5	0-0	.000
	Young, Marc		1	0	0	0	0	0	0	0	0	0	0	0	0	.000	0	0-1	.000
17	Ethington, Tom	D	12	0	0	0	0	6.5	0	0	0	0	0	16	1	.000	1	0-0	.000
29	Zink, Lee	D	12	0	0	0	0	7.5	0	0	0	0	0	26	1	.000	0	0-0	.000
	Garvey, Thomas	D	12	0	0	0	0	1	0	0	0	0	0	0	1	.000	1	0-0	.000
40	Tierney, Trevor	G	11	0	0	0	0	0	0	0	0	0	0	20	2	.000	1	0-0	.000
	Testa, Brandon	D	11	0	0	0	0	2.5	0	0	0	0	0	24	0	.000	0	0-0	.000
26	Smith, Alex	G	5	0	0	0	0	0	0	0	0	0	0	8	0	.000	0	0-0	.000
8	McCarthy, Sean	D	1	0	0	0	0	0	0	0	0	0	0	1	1	.000	0	0-0	.000
	Myers, Brian	M	1	0	0	0	0	0	0	0	0	0	0	2	2	.000	0	0-0	.000
	TOTALS:		12	197	22	90	309	40.5	13	7	0	0	10	361	648	.304	454	203-400	.508

No.	GOALIES	GP	MIN	W	L	GA	2ptGA	GAA	SV	SV%
40	Tierney, Trevor	11	640:25	9	2	133	13	12.46	188	.586
26	Smith, Alex	5	79:35	1	0	15	1	11.31	20	.571
	TOTALS:	12	-	10	2	148	14	12.33	208	.584

2006 OUTLAWS LEADERS AND RANKINGS

CATEGORY	PLAYER	No.	LEAGUE RK	TEAM	LEAGUE RANK
PTS	Brown	46	4th	309	1st
G	Brown	38	1st	197	1st
A	Langtry	18	6th	90	4th
GB	Sims	43	T-10th	361	8th
2PG	Sonke	8	1st	22	1st
PIM	Zink	7:30	T-7th	40:30	3rd
SOG	Law	67	T-3rd	454	1st
FO PCT	Cercy	.525	6th	.508	5th
SAVES	Tierney	188	7th	208	6th
SAVE PCT	Tierney	.586	6th	.584	4th
GAA	Tierney	12.5	3rd	12.3	3rd



YEAR-BY-YEAR REGULAR SEASON STATISTICS

Year	W-L	GF	GA	AST	GB	Head Coach
2013	14-0	236	139	117	461	Jim Stagnitta
2012	11-3	229	168	116	482	Jim Stagnitta
2011	7-5	156	133	70	400	Tom Slate
2010	8-4	167	148	83	357	Brian Reese
2009	9-3	174	138	79	296	Brian Reese
2008	8-4	200	160	88	378	Brian Reese
2007	7-5	197	174	89	347	Jim Beardmore (4) / Brian Reese (8)
2006	10-2	219	148	90	361	Jarred Testa
TOTAL	74-26 (.740)	1,578	1,208	732	3,082	

YEAR-BY-YEAR POSTSEASON STATISTICS

Year	Record	GF	GA	Ast.	GB
2013	0-1	14	17	10	31
2012	1-1	19	25	11	57
2011	0-1	9	11	4	28
2010	0-1	12	16	2	24
2009	1-1	20	20	7	66
2008	1-1	19	28	5	59
2007	0-1	12	13	11	12
2006	1-1	35	37	20	62
TOTAL	4-8	140	167	70	339

OUTLAWS IN THE POSTSEASON

Year	Date	Round	Opponent	Score	Venue
2013	Aug. 24	Championship	Charlotte	17-14 (L)	PPL Park
2012	Aug. 26	Championship	Chesapeake	16-6 (L)	Harvard Stadium
2012	Aug. 25	Semifinal	Long Island	13-12 (W)	Harvard Stadium
2011	Aug. 27	Semifinal	Hamilton	11-9 (L)	Navy-Marine Corps Memorial
2010	Aug. 21	Semifinal	Long Island	16-12 (L)	Navy-Marine Corps Memorial
2009	Aug. 23	Championship	Toronto	10-9 (L)	Navy-Marine Corps Memorial
2009	Aug. 22	Semifinal	Boston	11-10 (W)	Navy-Marine Corps Memorial
2008	Aug. 24	Championship	Rochester	16-6 (L)	Harvard Stadium
2008	Aug. 23	Semifinal	Los Angeles	13-12 (W)	Harvard Stadium
2007	Aug. 25	Semifinal	Philadelphia	13-12 OT (L)	PAETEC Park
2006	Aug. 27	Championship	Philadelphia	23-12 (L)	Home Depot Center
2006	Aug. 25	Semifinal	San Francisco	23-14 (W)	Home Depot Center



OUTLAWS RECORD BOOK



YEAR-BY-YEAR HOME ATTENDANCE

Year	Total	Average	Rank
2013	66,263	9,466	1st
2012	59,471	8,495	3rd
2011	<u>73,989</u>	<u>12,331</u>	1st
2010	64,669	10,778	1st
2009	60,764	10,127	1st
2008	65,118	10,853	1st
2007	63,552	10,592	1st
2006	69,806	11,634	1st
TOTAL	587,369	10,687	

OUTLAWS IN ONE-GOAL GAMES

Overall: 11-10 • Home: 4-9 • Away 6-1 • Postseason: 3-2

Date	Opp.	Final	GWG (4Q/OT Time)
8/25/12	L.I.	13-12 (W)	J. Sieverts (8:41)*
5/21/11	@ Bos.	13-12 (W)	T. Kimener (13:49)
6/3/11	@ L.I.	11-10 (W)	Westervelt (14:08)
6/11/11	Che.	16-15 (L)	B. Hunt (1:07)
7/16/11	Roc.	9-8 (L)	J. Levine (12:36)
7/30/11	Bos.	10-9 (L)	Buchanan (13:54)
7/10/10	@ Tor.	15-14 (W)	S. Giannone (0:48)^
8/23/09	Tor.	10-9 (L)	S. Williams (14:15)#
8/22/09	Bos.	11-10 (W)	K. Harrison (9:13)*
7/4/09	Bos.	17-16 (L)	J. Smith (13:31)
5/22/09	@ Bos.	15-14 (W)	G. Downing (4:51)
8/23/08	L.A.	13-12 (W)	J. Sonke (14:03)*
7/4/08	S.F.	10-9 (W)	R. Powell (7:51)
5/24/08	Was.	7-16 (L)	D. Cherney (11:10)
8/25/07	Phi.	13-12 (L)	R. Colsey (0:51)*^
7/28/07	@ L.I.	14-12 (W)	J. Sonke (2PG) (6:29)
6/16/07	Roc.	27-26 (L)	C. Doyle (3:28)^
8/4/07	L.A.	11-10 (W)	B. Mundorf (12:42)
8/11/07	@ S.F.	16-15 (L)	E. Martin (11:19)
7/29/06	@ L.I.	12-11 (W)	B. Mundorf (10:49)
6/24/06	S.F.	20-19 (L)	T. Booth (2PG) (7:39)

Wins bolded; *MLL Semifinal; #MLL Championship; ^ OT;

OVERTIME RECORD

Overall: 2-3 • Home: 0-2 • Away 2-0 • Postseason: 0-1

Date	Opp.	Final	Game-winner
6/11/11	Che.	16-15 (L)	B. Hunt (1:07)
7/10/10	@ Tor.	15-14 (W)	S. Giannone (0:48)
8/25/07	Phi.	13-12 (L)	R. Colsey (0:51)*
6/16/07	vs. Roc.	27-26 (L)	C. Doyle (3:28)
7/28/07	@ L.I.	14-12 (W)	J. Sonke (2PG) (6:29)

*Playoff game

THE LAST TIME (REGULAR SEASON)...

20 goals scored

Outlaws: 22, vs. Ham., 6/8/13

Opponents: 20, at Bos., 8/9/08

Less than 10 goals scored

Outlaws: 8, at L.I., 6/23/12

Opponents: 9, at Roc., 7/20/13

7 points

Outlaws: 8, E. Law, at Ham., 8/10/13

Opponents: 7, P. Rabil, vs. Bos., 5/31/13

5 goals

Outlaws: 6, E. Law, at Che., 6/15/13

Opponents: 5, Danowski, at Cha., 4/27

4 assists

Outlaws: 4, B. Mundorf & T. Kimener, at Bos., 7/19/12

Opponents: 5, P. Rabil, vs. Bos., 5/31/13

10 ground balls

Outlaws: 10, A. Kelly, vs. Ohio, 6/22/13

Opponents: 12, B. Merrill, at Ham., 8/10/13

20 faceoff wins

Outlaws: 21, A. Kelly, vs. Roc., 5/18/13

Opponents: 24, M. Poppleton, at Ham., 8/10/13

20 saves

Outlaws: 27, J. Schwartzman, vs. Cha., 6/29/13

Opponents: 21, D. Adams, at N.Y., 8/4/13

LONGEST STREAKS

Winning

20 Last six of 2012, all 14 in 2013

14 Last six of 2006, first of 2007

6 5/22/09-6/27/09
5/31/08-7/7/08

Losing

4 7/3/11-7/30/11

2 5/19/12-6/2/12
Last of 2009, first of 2010
Last of 2008, first of 2009
6/16/07-6/23/07



OUTLAWS RESULTS BY OPPONENT

DENVER VS. BOSTON

Overall: 6-8 • Home: 1-5 • Away: 4-3 • Postseason: 1-0
 8/9/2008 @Boston 20-14 (L)
 5/22/2009 @Boston 15-14 (W)
 7/4/2009 vs. Boston..... 17-16 (L)
 8/22/2009 Boston 11-10 (W)*
 5/15/2010 @Boston 16-13 (L)
 6/12/2010 @Boston 17-12 (L)
 7/31/2010 vs. Boston..... 16-5 (L)
 5/21/2011 @Boston 13-12 (W)
 7/3/2011 vs. Boston..... 15-12 (L)
 7/30/2011 vs. Boston..... 10-9 (L)
 5/19/2012 vs. Boston..... 17-10 (L)
 7/19/2012 @Boston 17-13 (W)
 5/11/2013 @Boston 14-10 (W)
 5/31/2013 vs. Boston 24-14 (W)

DENVER VS. OHIO

Overall: 4-0 • Home: 2-0 • Away: 2-0 • Postseason: 0-0
 6/9/2012 @Ohio 16-8 (W)
 7/4/2012 vs. Ohio 17-13 (W)
 5/4/2013 @Ohio 13-8 (W)
 6/22/2013 vs. Ohio 19-5 (W)

DENVER VS. ROCHESTER

Overall: 4-4 • Home: 2-2 • Away: 2-1 • Postseason: 0-1
 6/16/2007 vs. Rochester..... 27-26 OT (L)
 6/24/2008 Rochester 16-8 (L)*
 7/16/2011 vs. Rochester..... 9-8 (L)
 7/23/2011 @Rochester 15-8 (L)
 6/16/2012 vs. Rochester 16-12 (W)
 8/4/2012 @Rochester 17-12 (W)
 5/18/2013 vs. Rochester 20-7 (W)
 7/20/2013 @Rochester 12-9 (W)

DENVER VS. CHESAPEAKE (Was./Bal.)

Overall: 9-4 • Home: 4-2 • Away: 5-1 • Postseason: 0-1
 6/3/2006 vs. Baltimore 24-14 (W)
 5/24/2008 @Washington 17-16 (L)
 5/30/2009 vs. Washington..... 20-16 (W)
 7/18/2009 @Washington 11-8 (W)
 6/19/2010 @Chesapeake 20-16 (W)
 7/4/2010 vs. Chesapeake 12-10 (W)
 6/11/2011 vs. Chesapeake ... 16-15 OT (L)
 8/13/2011 @Chesapeake 15-9 (W)
 6/2/2012 vs. Chesapeake 18-16 (L)
 8/11/2012 @Chesapeake 15-13 (W)
 8/26/2012 Chesapeake 16-6 (L)*
 6/15/2013 @Chesapeake 13-9 (W)
 7/27/2013 vs. Chesapeake 14-12 (W)

DENVER VS. CHARLOTTE

Overall: 4-1 • Home: 2-0 • Away: 2-0 • Postseason: 0-1
 4/28/2012 @Charlotte 21-12 (W)
 7/14/2012 vs. Charlotte..... 21-7 (W)
 4/27/2013 @Charlotte 21-16 (W)
 6/29/2013 vs. Charlotte..... 17-11 (W)
 8/24/2013 vs. Charlotte..... 17-14 (L)*
 *Playoff game; Wins are bolded

DENVER VS. NEW YORK (L.I.)

Overall: 14-2 • Home: 6-0 • Away: 7-1 • Postseason: 1-1
 7/29/2006 @Long Island 12-11 (W)
 7/28/2007 @Long Island . 14-12 OT (W)
 6/13/2009 vs. Long Island 16-9 (W)
 7/25/2009 vs. Long Island 12-7 (W)
 8/1/2009 @Long Island 13-9 (W)
 5/22/2010 vs. Long Island 13-10 (W)
 6/5/2010 @Long Island 15-10 (W)
 8/21/2010 Long Island 16-12 (L)*
 6/3/2011 @Long Island 11-10 (W)
 6/25/2011 vs. Long Island 18-11 (W)
 8/6/2011 @Long Island 14-11 (W)
 5/12/2012 vs. Long Island 19-11 (W)
 6/23/2012 @Long Island..... 14-8 (L)
 8/25/2012 Long Island 13-12 (W)*
 7/4/2013 vs. New York..... 16-7 (W)
 8/4/2013 @New York..... 13-10 (W)

DENVER VS. ALL-TIME MLL FRANCHISES

Team (Prev.)	Ovr.	Pct.	Home	Away	Post.
Ohio	4-0	1.000	2-0	2-0	0-0
N.J.	1-0	1.000	1-0	0-1	0-0
N.Y. (L.I.)	14-2	0.875	6-0	7-1	1-1
Cha.	4-1	0.800	2-0	2-0	0-1
Ham. (Tor.)	10-3	0.769	5-0	5-1	0-2
Chi.	10-4	0.714	7-3	3-3	0-0
Che. (Was./Bal.)	9-4	0.692	4-2	5-1	0-1
L.A.	5-4	0.556	4-0	1-4	0-0
S.F.	5-5	0.500	3-2	1-3	1-0
Roc.	4-4	0.500	2-2	2-2	0-1
Bos.	6-8	0.429	1-5	4-3	1-0
Phi.	1-2	0.333	1-0	0-0	0-2
Fla.	0-0	0.000	0-0	0-0	0-0

Current franchises are bolded



OUTLAWS RECORD BOOK

CAREER RECORDS

POINTS

Rk.	Player	Pts.
1	Mundorf, Brendan	347
2	Langtry, Brian	186
3	Westervelt, Drew	176
4	Brown, Matt	160
5	Sonke, Jeff	111
6	Sims, Josh	95
7	Sieverts, Jeremy	84
8	Kimener, Terry	79
9	Bocklet, Chris	75
10	Poillon, Peet	65

GOALS

Rk.	Player	Goals
1	Mundorf, Brendan	229
2	Brown, Matt	138
3	Westervelt, Drew	112
4	Langtry, Brian	99
5	Sonke, Jeff	67
6	Bocklet, Chris	59
7	Sims, Josh	55
8	Sieverts, Jeremy	53
9	Poillon, Peet	44
10	Law, Mike	43

TWO-POINT GOALS

Rk.	Player	Goals
1	Sieverts, Jeremy	13
2	Langtry, Brian	12
	Sonke, Jeff	12
4	Sims, Josh	9
5	Seibald, Max	7
6	Westervelt, Drew	6
7	Poillon, Peet	4
8	Law, Mike	3
	Hanna, Matt	3
10	Brown, Matt	2
	Snider, Drew	2
	Turri, Justin	2

ASSISTS

Rk.	Player	Ast.
1	Mundorf, Brendan	118
2	Langtry, Brian	76
3	Westervelt, Drew	58
4	Kimener, Terry	38
5	Sonke, Jeff	32
6	Sims, Josh	28
7	Powell, Ryan	23
8	Hardy, Dan	22
9	Brown, Matt	20
10	Sieverts, Jeremy	18
	Watkins, Nate	18

POWER-PLAY GOALS

Rk.	Player	Goals
1	Westervelt, Drew	21
2	Brown, Matt	19
3	Langtry, Brian	10
4	Mundorf, Brendan	10
5	Bocklet, Chris	9
6	Sims, Josh	7
7	Snider, Drew	6
8	Law, Mike	5
	Seibald, Max	5
	Sieverts, Jeremy	5
	Sonke, Jeff	5

POWER-PLAY ASSISTS

Rk.	Player	Ast.
1	Mundorf, Brendan	30
2	Sims, Josh	11
3	Langtry, Brian	9
4	Hardy, Dan	8
5	Westervelt, Drew	6
6	Law, Eric	4
	Greer, Zack	4
8	Sonke, Jeff	3
	Law, Mike	3
	Powell, Ryan	3
	Poillon, Peet	3
	Sieverts, Jeremy	3
	Snider, Drew	3

GAME-WINNING GOALS

Rk.	Player	Goals
1	Mundorf, Brendan	10
2	Westervelt, Drew	6
3	Brown, Matt	5
	Kimener, Terry	5
	Langtry, Brian	5
6	Sonke, Jeff	4
	Sieverts, Jeremy	4
8	Law, Mike	3
	Poillon, Peet	3
10	Bocklet, Chris	2
	Hanna, Matt	2
	Hopmann, Alex	2
	Powell, Ryan	2

GROUND BALLS

Rk.	Player	GB
1	Bocklet, Matt	278
2	Zink, Lee	189
3	Snider, Geoff	163
4	Schwartzman, Jesse	159
5	Mundorf, Brendan	133
6	Roy, Dillon	104
7	Kelly, Anthony	95
8	Martin, Eric	80
9	Sims, Josh	76
10	Westervelt, Drew	72

SHOTS ON GOAL

Rk.	Player	SOG
1	Mundorf, Brendan	415
2	Langtry, Brian	234
3	Westervelt, Drew	224
4	Brown, Matt	216
5	Sonke, Jeff	174
6	Sims, Josh	134
7	Sieverts, Jeremy	107
8	Law, Mike	104
9	Seibald, Max	94
10	Bocklet, Chris	92



FACEOFF ATTEMPTS

Rk.	Player	FOA
1	Snider, Geoff	729
2	Kelly, Anthony	503
3	Hennessey, Andrew	430
4	Cercy, Chris	358
5	Walterhoefer, Shane	287
6	Braun, Lou	196
7	Dalton, Will	195
8	Mattes, Chris	117
9	Robarge, Stephen	93
10	Pennington, Justin	67

FACEOFF WINS

Rk.	Player	FOW
1	Snider, Geoff	372
2	Hennessey, Andrew	225
3	Cercy, Chris	188
4	Walterhoefer, Shane	120
5	Kelly, Anthony	282
6	Braun, Lou	80
7	Dalton, Will	78
8	Mattes, Chris	50
9	Robarge, Stephen	44
10	Pennington, Justin	27

FACEOFF PCT. (MIN. 100 ATT)

Rk.	Player	Pct.
1	Anthony Kelly	.561
2	Cercy, Chris	.525
3	Hennessey, Andrew	.523
4	Snider, Geoff	.510
5	Mattes, Chris	.427
6	Walterhoefer, Shane	.418
7	Braun, Lou	.408
8	Dalton, Will	.400

SAVES

Rk.	Player	Saves
1	Schwartzman, Jesse	1,020
2	Tierney, Trevor	329
3	Fullerton, Adam	44
4	Smith, Alex	28
5	Cipriano, Charlie	26
6	Brown, Ben	1

SAVE PCT. (MIN. 40 SV)

Rk.	Player	Pct.
1	Tierney, Trevor	.560
2	Schwartzman, Jesse	.555
3	Fullerton, Adam	.524

GOALS AGAINST AVG.

Rk.	Player	GAA
1	Schwartzman, Jesse	11.3
2	Smith, Alex	12.6
3	Tierney, Trevor	13.3

GOALIE WINS

Rk.	Player	W
1	Schwartzman, Jesse	58
2	Tierney, Trevor	14
3	Smith, Alex	1

GAMES PLAYED

Rk.	Player	GP
1	Zink, Lee	96
2	Mundorf, Brendan	90
3	Cittadino, Casey	72
4	Schwartzman, Jesse	80
5	Bocklet, Matt	63
	Langtry, Brian	63
6	Brown, Matt	56
7	Westervelt, Drew	55
8	Watkins, Nate	51
10	Ethington, Tom	45

SINGLE-SEASON RECORDS

POINTS

Rk.	Player	Pts.	Yr.
1	Mundorf, Brendan	59	2012
2	Bocklet, Chris	55	2013
2	Mundorf, Brendan	47	2007
	Langtry, Brian	47	2008
4	Snider, Drew	46	2013
	Westervelt, Drew	46	2009
	Brown, Matt	46	2006
6	Mundorf, Brendan	45	2011
7	Sieverts, Jeremy	44	2013
	Mundorf, Brendan	44	2009
	Mundorf, Brendan	44	2008

GOALS

Rk.	Player	G	Yr.
1	Bocklet, Chris	42	2013
2	Brown, Matt	38	2006
3	Mundorf, Brendan	36	2007
4	Mundorf, Brendan	34	2009
5	Mundorf, Brendan	32	2012
6	Snider, Drew	31	2013
	Law, Mike	31	2006
8	Mundorf, Brendan	30	2008
	Mundorf, Brendan	30	2011
10	McBride, Jordan	29	2012

TWO-POINT GOALS

Rk.	Player	2PG	Yr.
1	Sonke, Jeff	8	2006
2	Sieverts, Jeremy	7	2012
	Sims, Josh	7	2006
4	Sieverts, Jeremy	6	2013
5	Langtry, Brian	4	2009
6	Law, Mike	3	2006
	Langtry, Brian	3	2008
	Seibald, Max	3	2011
	Westervelt, Drew	3	2010
9	Turri, Justin	2	2013
	Seibald, Max	2	2010
	Seibald, Max	2	2009
	Westervelt, Drew	2	2009
	Hanna, Matt	2	2008
	Sonke, Jeff	2	2008
	Langtry, Brian	2	2007
	Sims, Josh	2	2007
	Sonke, Jeff	2	2007
	Langtry, Brian	2	2006

ASSISTS

Rk.	Player	Ast.	Yr.
1	Mundorf, Brendan	27	2012
2	Powell, Ryan	23	2008
3	Langtry, Brian	20	2008
4	Mundorf, Brendan	18	2013
	Kimener, Terry	18	2012
	Langtry, Brian	18	2006
7	Westervelt, Drew	17	2009
8	Mundorf, Brendan	16	2010
9	Kimener, Terry	15	2013
	Mundorf, Brendan	15	2011

POWER-PLAY GOALS

Rk.	Player	PPG	Yr.
1	Bocklet, Chris	9	2013
2	Westervelt, Drew	7	2011
	Westervelt, Drew	7	2009
4	Snider, Drew	6	2013
	Brown, Matt	6	2009
6	Brown, Matt	5	2007
	Langtry, Brian	5	2007
	Law, Mike	5	2006
8	Matthews, Mark	4	2012
	Mundorf, Brendan	4	2010
	Westervelt, Drew	4	2010
	Sims, Josh	4	2009



POWER-PLAY ASSISTS

Rk.	Player	PPA	Yr.
1	Mundorf, Brendan	7	2012
	Sims, Josh	7	2009
3	Mundorf, Brendan	6	2011
4	Hardy, Dan	5	2010
	Mundorf, Brendan	5	2010
6	Greer, Zack	4	2013
	Law, Eric	4	2013
	Mundorf, Brendan	4	2013
9	Snider, Drew	3	2013
	Hardy, Dan	3	2009
	Langtry, Brian	3	2009
	Mundorf, Brendan	3	2009
	Mundorf, Brendan	3	2008
	Powell, Ryan	3	2008
	Westervelt, Drew	3	2011

GAME-WINNING GOALS

Rk.	Player	GWG	Yr.
1	Sievert, Jeremy	3	2012
	Langtry, Brian	3	2009
	Law, Mike	3	2006
4	Greer, Zack	2	2013
	Kimener, Terry	2	2013
	Law, Eric	2	2013
	Mundorf, Brendan	2	2013
	Mundorf, Brendan	2	2012
	Poillon, Peet	2	2012
	Hopmann, Alex	2	2010
	Mundorf, Brendan	2	2010
	Brown, Matt	2	2009
	Powell, Ryan	2	2008
	Sonke, Jeff	2	2008
	Mundorf, Brendan	2	2007
	Mundorf, Brendan	2	2006

GROUND BALLS

Rk.	Player	GB	Yr.
1	Snider, Geoff	78	2008
2	Snider, Geoff	76	2007
3	Bocklet, Matt	72	2013
4	Kelly, Anthony	59	2013
	Bocklet, Matt	59	2010
6	Sims, Josh	43	2006
7	Bocklet, Matt	42	2009
8	Pennington, Justin	39	2013
9	Martin, Eric	37	2010
10	Jungers, Zach	35	2008

SHOTS ON GOAL

Rk.	Player	SOG	Yr.
1	Bocklet, Chris	69	2013
2	Law, Mike	67	2006
3	Mundorf, Brendan	66	2012
4	Brown, Matt	59	2006
	Sonke, Jeff	59	2006
6	Sievert, Jeremy	58	2013
7	Langtry, Brian	57	2008
8	Mundorf, Brendan	56	2007
9	Mundorf, Brendan	55	2011
10	Snider, Drew	54	2013

FACEOFF ATTEMPTS

Rk.	Player	FOA	Yr.
1	Snider, Geoff	363	2008
2	Cercy, Chris	358	2006
3	Kelly, Anthony	354	2013
4	Snider, Geoff	338	2007
5	Walterhoefer, Shane	257	2009
6	Hennessey, Andrew	255	2011
7	Hennessey, Andrew	175	2010
8	Kelly, Anthony	149	2012
9	Dalton, Will	140	2010
10	Mattes, Chris	117	2012

FACEOFF WINS

Rk.	Player	FOW	Yr.
1	Kelly, Anthony	195	2013
2	Snider, Geoff	188	2007
	Cercy, Chris	188	2006
4	Snider, Geoff	175	2008
5	Hennessey, Andrew	142	2011
6	Walterhoefer, Shane	103	2009
7	Kelly, Anthony	87	2012
8	Hennessey, Andrew	83	2010
9	Dalton, Will	64	2010
	Mattes, Chris	50	2012

FACEOFF PCT. (MIN. 100 ATT)

Rk.	Player	Pct. (wins-att.)	Yr.
1	Kelly, A.	.584 (87-149)	2012
2	Hennessey, A.	.557 (142-255)	2011
3	Snider, G.	.556 (188-338)	2007
4	Kelly, A.	.551 (195-354)	2013
5	Cercy, C.	.525 (188-358)	2006
6	Snider, G.	.482 (175-363)	2008
7	Hennessey, A.	.474 (83-175)	2010
8	Mattes, C.	.427 (50-117)	2012

SAVES

Rk.	Player	Saves	Yr.
1	Schwartzman, Jesse	193	2008
2	Tierney, Trevor	188	2006
3	Schwartzman, Jesse	184	2013
4	Schwartzman, Jesse	175	2012
5	Schwartzman, Jesse	154	2009
6	Schwartzman, Jesse	142	2011
7	Tierney, Trevor	141	2007
8	Schwartzman, Jesse	140	2010
9	Schwartzman, Jesse	32	2007
10	Fullerton, Adam	29	2010

SAVE PCT. (MIN 100 SV)

Rk.	Player	Pct.	Yr.
1	Schwartzman, Jesse	.597	2013
2	Tierney, Trevor	.586	2006
3	Schwartzman, Jesse	.566	2011
4	Schwartzman, Jesse	.551	2008
5	Schwartzman, Jesse	.548	2009
6	Schwartzman, Jesse	.540	2012
7	Schwartzman, Jesse	.530	2010
8	Tierney, Trevor	.528	2007

GOALS AGST. AVG. (MIN 9 GP)

Rk.	Player	GAA	Yr.
1	Schwartzman, Jesse	9.7*	2013
1	Schwartzman, Jesse	9.9	2011
2	Schwartzman, Jesse	11.0	2012
3	Schwartzman, Jesse	11.3	2009
4	Schwartzman, Jesse	12.4	2010
5	Tierney, Trevor	12.5	2006
6	Schwartzman, Jesse	13.4	2008
7	Tierney, Trevor	14.2	2007

GOALIE WINS

Rk.	Player	W	Yr.
1	Schwartzman, Jesse	14*	2013
2	Schwartzman, Jesse	11	2012
3	Schwartzman, Jesse	9	2009
4	Tierney, Trevor	9	2006
5	Schwartzman, Jesse	8	2010
6	Schwartzman, Jesse	8	2008
7	Tierney, Trevor	5	2007
8	Schwartzman, Jesse	2	2007
9	Fullerton, Adam	1	2011
10	Smith, Alex	1	2006

*MLL Record



INDIV. SINGLE-GAME OUTLAWS HIGHS

POINTS

Rk.	Player (G, A, 2PG)	Game	Pts.
1	B. Mundorf (6, 4, 0)	vs. Ham., 5/14/11	10
2	M. Law (4, 3, 2)	vs. Bal., 6/3/06	9
3	J. McBride (6, 2, 0)	at Ham., 7/28/12	8
	B. Mundorf (6, 0, 2)	vs. Roc., 6/16/12	8
	B. Mundorf (3, 5, 0)	vs. Che., 6/2/12	8
	B. Mundorf (5, 3, 0)	at Che., 8/13/11	8
	B. Mundorf (4, 4, 0)	at Ham., 6/18/11	8
	D. Westervelt (6, 1, 1)	vs. Bos., 7/4/09	8
	B. Langtry (4, 3, 1)	vs. L.A., 5/17/08	8
	B. Langtry (5, 1, 2)	vs. Roc., 6/26/07	8
	B. Mundorf (5, 3, 0)	vs. L.A., 6/9/07	8

GOALS

Rk.	Player	Game	Goals
1	M. Brown	vs. L.A., 7/1/06	7
2	C. Bocklet	vs. Ohio, 6/22/13	6
	C. Bocklet	vs. Roc., 5/18/13	6
	C. Bocklet	at Cha., 4/27/13	6
	J. McBride	at Ham., 7/28/12	6
	B. Mundorf	vs. Roc., 6/16/12	6
	B. Mundorf	vs. Ham., 5/14/11	6
	D. Westervelt	vs. Bos., 7/4/09	6
	M. Brown	at Tor., 6/27/09	6
	M. Brown	at S.F., 7/19/08	6
	M. Hanna	at L.A., 6/7/08	6
	J. Sonke	vs. S.F., 5/19/07	6
	B. Mundorf	vs. S.F., 6/24/06	6
	M. Law	vs. Chi., 5/20/06	6

ASSISTS

Rk.	Player	Game	Ast.
1	B. Mundorf	vs. Che., 6/2/12	5
	B. Mundorf	vs. Tor., 5/29/10	5
	R. Powell	at L.A., 6/7/08	5
5	B. Mundorf	at Bos., 7/19/12	4
	T. Kimener	at Bos., 7/19/12	4
	B. Mundorf	at Ham., 6/18/11	4
	B. Mundorf	vs. Ham., 5/14/11	4
	D. Hardy	at Tor., 7/10/10	4
	B. Mundorf	at Chi., 6/25/10	4
	D. Westervelt	vs. Tor., 6/20/09	4
	R. Powell	at Chi., 7/29/08	4
	R. Powell	at S.F., 7/19/08	4
	B. Langtry	at Was., 5/24/08	4
	J. Sims	at Chi., 6/2/07	4

TWO-POINT GOALS

Rk.	Player	Game	2PG
1	J. Sieverts	vs. Bos., 5/31/13	2
	J. Sieverts	at Cha., 4/28/12	2
	M. Seibald	vs. Bos., 7/3/11	2
	B. Langtry	at Chi., 6/7/09	2
	B. Langtry	vs. Roc., 6/26/07	2
	J. Sonke	at L.I., 7/29/06	2
	M. Law	vs. Bal., 6/3/06	2
	J. Sonke	at S.F., 5/28/06	2
	J. Sims	vs. Chi., 5/20/06	2

GROUND BALLS

Rk.	Player	Game	GB
1	G. Snider	vs. Chi., 7/4/07	17
2	G. Snider	vs. Roc., 6/26/07	13
3	A. Kelly	at Bos., 5/11/13	12
4	A. Kelly	at Ham., 7/28/12	11
5	A. Kelly	vs. Ohio, 6/22/13	10
	G. Snider	vs. S.F., 6/14/08	10
	G. Snider	vs. N.J., 5/31/08	10
	L. Braun	at Was., 5/24/08	10
	J. Sims	vs. Chi., 5/20/06	10
10	8 times, last, M. Bocklet, at Che., 6/15/13		9

FACEOFF WINS

Rk.	Player	Game	FOW
1	G. Snider	vs. Roc., 6/26/07	28
2	C. Cercy	vs. Chi., 5/20/06	27
3	G. Snider	at Chi., 6/2/07	27
4	G. Snider	vs. Chi., 7/4/07	25
5	C. Cercy	vs. S.F., 6/10/06	24
6	A. Kelly	vs. Cha., 7/14/12	23
7	A. Hennessey	vs. L.I., 6/25/11	23
8	G. Snider	at S.F., 6/23/07	22
9	A. Kelly	vs. Roc., 5/18/13	21
	C. Cercy	vs. L.A., 7/1/06	21

FACEOFF PCT. (MIN 10 ATT)

Rk.	Player	Game	Pct.
1	A. Hennessey	vs. L.I., 6/25/11	.793
2	A. Hennessey	at L.I., 6/3/11	.773
3	A. Kelly	vs. Cha., 7/14/12	.767
4	A. Kelly	vs. Ohio, 6/22/13	.704
5	A. Hennessey	at Chi., 6/2/07	.682
6	A. Kelly	vs. Roc., 5/18/13	.677
7	G. Snider	vs. Chi., 5/20/06	.675
8	C. Cercy	vs. Chi., 7/4/07	.659
9	G. Snider	vs. S.F., 7/4/08	.658
10	A. Kelly	at Cha., 4/27/13	.655



SAVES

Rk.	Player	Game	Ast.
1	T. Tierney	at Chi., 8/5/06	29
2	J. Schwartzman	vs. Cha., 6/29/13	27
	T. Tierney	vs. L.A., 6/9/07	27
4	T. Tierney	vs. Bal., 6/3/06	25
5	T. Tierney	vs. Roc., 6/26/07	23
6	J. Schwartzman	at Was., 7/18/09	22
	J. Schwartzman	at Bos., 8/9/08	22
8	J. Schwartzman	vs. L.A., 5/17/08	21
9	J. Schwartzman	at L.A., 6/7/08	20
	T. Tierney	at L.A., 8/12/06	20

ASSISTS

Rk.	Player	Game	Ast.
1	S. Ford	at L.A., 7/14/07	7
2	S. Ford	vs. L.A., 6/9/07	6
3	P. Rabil	vs. Bos., 5/31/13	5
	S. Morris	at Bos., 8/9/08	5
	S. Ford	vs. L.A., 8/4/07	5
6	8 times, last, P. Rabil, vs. Bos., 5/19/12		4

GROUND BALLS

Rk.	Player	Game	GB
1	T. Fallon	vs. Cha., 6/29/13	16
2	D. Shanahan	at Chi., 8/5/06	13
3	B. Merrill	at Ham., 8/10/13	12
	C. Eck	at Bos., 7/19/12	12
	G. Gurenlian	at L.I., 6/23/12	12
	A. Smith	vs. Roc., 6/26/07	12
7	G. Gurenlian	at N.Y., 8/7/13	11
	K. Hartzell	vs. Ohio, 7/4/12	11
	C. Eck	at Bos., 5/21/11	11
10	G. Snider	at Tor., 6/27/09	10
	T. Fallon	at Cha., 4/27/13	10

INDIV. SINGLE-GAME OPPONENT HIGHS

POINTS

Rk.	Player (G, A, 2PG)	Game	Pts.
1	J. Grant Jr. (8, 4, 2)	vs. Roc., 6/26/07	14
2	R. Powell (9, 3, 0)	vs. S.F., 6/10/06	12
3	B. Hunt (5,3,1)	vs. Che., 6/11/11	9
	J. Zywicki (6, 3, 0)	vs. Roc., 6/26/07	9
5	P. Rabil (3, 4, 1)	vs. Bos., 5/19/12	8
	J. Hubbard (6, 2, 0)	at L.A., 6/7/08	8
	G. Graham (5, 3, 0)	at L.A., 7/14/07	8
	S. Ford (0, 7, 0)	at L.A., 7/14/07	8
	S. Ford (2, 6, 0)	vs. L.A., 6/9/07	8
	R. Powell (3, 4, 1)	vs. S.F., 5/19/07	8

FACEOFF WINS

Rk.	Player	Game	FOW
1	A. Smith	vs. Was., 5/30/09	27
	C. Eck	at Bos., 5/21/11	27
3	A. Smith	vs. Roc., 6/26/07	25
4	M. Poppleton	at Ham., 8/10/13	24
	C. Eck	vs. Bos., 5/31/13	24
	C. Eck	at Bos., 5/22/09	24
7	C. Eck	at Bos., 8/9/08	23
8	A. Kelly	at L.A., 6/7/08	21
	G. Snider	at Tor., 6/27/09	21
	G. Gurenlian	at L.I., 6/23/12	21

GOALS

Rk.	Player	Game	Goals
1	R. Powell	vs. S.F., 6/10/06	9
2	J. Grant Jr.	vs. Roc., 6/26/07	8
3	J. Hubbard	at L.A., 6/7/08	6
	A. Combs	at Was., 5/24/08	6
	J. Zywicki	vs. Roc., 6/26/07	6
6	12 times, last, M. Danowski, at Cha., 4/27/13		5

FACEOFF PCT. (MIN 10 ATT)

Rk.	Player	Game	Pct.
1	C. Eck	at Bos., 5/21/11	0.931
2	G. Gurenlian	at L.I., 6/23/12	0.808
3	C. Eck	vs. Bos., 7/31/10	0.792
4	M. Poppleton	at Ham., 8/10/13	0.774
5	C. Eck	at Bos., 5/22/09	0.750
6	E. O'Brien	vs. Ohio, 7/4/12	0.733
7	D. Shanahan	at Chi., 8/5/06	0.684
8	A. Smith	vs. Was., 5/30/09	0.675
9	G. Snider	at Tor., 8/8/09	0.643
10	A. Kelly	vs. L.A., 8/4/07	0.640

TWO-POINT GOALS

Rk.	Player	Game	2PG
1	T. Booth	vs. S.F., 6/24/06	3
2	K. Dixon	at Che., 8/11/12	2
	G. Catalino	at Roc., 7/23/11	2
	M. Danowski	vs. L.I., 6/25/11	2
	J. Grant Jr.	vs. Roc., 6/26/07	2



SAVES

Rk.	Player	Game	Saves
1	M. Gabel	at Chi., 8/5/06	30
2	M. Jarboe	at L.A., 7/14/07	25
3	T. Johnson	vs. L.A., 7/1/06	24
4	M. Gabel	vs. Chi., 6/21/08	23
	J. Tillman	at L.A., 7/8/06	23
6	C. Garrity	vs. Che., 7/4/10	21
	M. Gabel	vs. Chi., 7/26/08	21
	M. Gabel	vs. Chi., 7/22/08	21
	B. Dougherty	vs. Phi., 7/21/07	21
10	D. Adams	at N.Y. 8/4/13	21

GOALS

Rk.	Game	Goals
1	vs. Ham., 6/8/13	22
	vs. Chi., 7/4/07	22
	vs. Roc., 6/26/07	22
4	vs. Cha., 7/14/12	21
	vs. L.A., 5/17/08	21
	vs. Chi., 5/20/06	21
	vs. L.A., 7/1/06	21
8	vs. Bos., 5/31/13	20
	vs. Roc., 5/18/13	20
	at Cha., 4/27/13	20
	at Tor., 6/27/09	20
	vs. S.F., 5/19/07	20
	vs. Bal., 6/3/06	20

SINGLE-GAME OUTLAW TEAM HIGHS

SCORE

Rk.	Game	Score
1	vs. Roc., 6/26/07	26
2	vs. Bos., 5/31/13	24
	vs. Chi., 5/20/06	24
	vs. Bal., 6/3/06	24
5	vs. Ham., 6/8/13	22
	vs. L.A., 7/1/06	22
	vs. Chi., 7/4/07	22
	vs. L.A., 5/17/08	22
9	vs. Cha., 7/14/12	21
	vs. S.F., 5/19/07	21
	at Cha., 4/28/12	21
	at Ham., 7/28/12	21
	at Cha., 4/27/13	21

ASSISTS

Rk.	Game	Ast.
1	vs. Roc., 6/26/07	16
2	at Bos., 7/19/12	14
3	vs. Ham., 6/8/13	13
	at Ham., 7/28/12	13
	vs. L.A., 6/9/07	13
6	vs. Cha., 6/29/13	12
	vs. Cha., 7/14/12	12
	at Ham., 6/18/11	12
	at Tor., 7/10/10	12
	vs. L.A., 5/17/08	12
	at Chi., 6/2/07	12
	vs. L.A., 7/1/06	12
	vs. Bal., 6/3/06	12

POINTS

Rk.	Game	Pts.
1	vs. Roc., 6/26/07	42
2	vs. Bal., 6/3/06	36
3	vs. Ham., 6/8/13	35
4	vs. L.A., 7/1/06	34
	vs. L.A., 5/17/08	34
	at Ham., 7/28/12	34
7	vs. Cha., 7/14/12	33
8	vs. L.A., 6/9/07	31
	at Bos., 7/19/12	31
	vs. Roc., 5/18/13	31

GROUND BALLS

Rk.	Game	GB
1	vs. Cha., 7/14/12	51
2	at L.I., 6/3/11	49
3	at Ham., 7/28/12	46
	at L.A., 7/8/06	46
5	vs. N.J., 5/31/08	45
6	vs. Che., 6/11/11	43
7	vs. L.I., 5/22/10	42
8	at L.A., 6/7/08	41
9	at N.Y., 8/4/13	40
	vs. Ham., 6/8/13	40
	vs. Roc., 5/18/13	40
	at Che., 8/11/12	40
	at Cha., 4/28/12	40
	at S.F., 8/11/07	40



POWER-PLAY GOALS

Rk.	Game	PPG
1	at Ham., 8/10/13	5
2	vs. Cha., 6/29/13	4
	vs. Ham., 5/5/12	4
	vs. Ham., 5/14/11	4
5	Nine times, last, vs. Ham., 6/8/13	3

TWO-POINT GOALS

Rk.	Game	2PG
1	vs. Bos., 5/31/13	4
	at Cha., 4/28/12	4
	vs. Roc., 6/26/07	4
	vs. Bal., 6/3/06	4
5	at Tor., 6/27/09	3
	at L.A., 7/8/06	3
	vs. S.F., 6/10/06	3
8	Nine times, last, at Ham., 8/10/13	2

SHOTS ON GOAL

Rk.	Game	SOG
1	vs. Chi., 5/20/06	47
2	at Chi., 8/5/06	46
	at L.A., 7/8/06	46
4	vs. L.A., 7/1/06	45
5	vs. Cha., 7/14/12	40
6	vs. N.J., 5/31/08	38
	vs. S.F., 5/19/07	38
8	vs. Chi., 8/7/10	37
	vs. Chi., 7/4/07	37
	vs. Roc., 6/26/07	37

FACEOFF WINS

Rk.	Game	FOW
1	vs. Roc., 6/26/07	28
2	at Chi., 6/2/07	27
	vs. Chi., 5/20/06	27
4	vs. Chi., 7/4/07	25
	vs. S.F., 6/10/06	25
6	at Cha., 4/27/13	24
	vs. Cha., 7/14/12	24
	vs. L.I., 6/25/11	24
9	at S.F., 6/23/07	22
10	vs. Roc., 5/18/13	21
	at Was., 5/24/08	21
	vs. L.A., 5/17/08	21
	vs. L.A., 7/1/06	21

FACEOFF PCT. (MIN 10 ATT)

Rk.	Game	Pct.
1	vs. L.I., 6/25/11	0.800
2	at L.I., 6/3/11	0.783
3	vs. Cha., 7/14/12	0.774
4	vs. Ohio, 6/22/13	0.704
5	vs. Bos., 7/30/11	0.682
6	at Ohio, 5/4/11	0.680
7	vs. Roc., 5/18/13	0.677
8	at Chi., 6/2/07	0.675
9	vs. S.F., 7/4/08	0.652
10	vs. Chi., 5/20/06	0.643

SAVES

Rk.	Game	Saves
1	at Chi., 8/5/06	29
2	vs. L.A., 6/9/07	27
	vs. Cha., 6/29/13	27
4	vs. Bal., 6/3/06	26
5	at Bos., 8/9/08	25
6	at Was., 7/18/09	24
7	vs. Roc., 6/26/07	23
8	vs. L.A., 5/17/08	21
9	at L.A., 6/7/08	20
	at L.A., 8/12/06	20

SHORTHANDED GOALS

Rk.	Game	SHG
1	at Bos., 8/9/08	2
2	10 times, last vs. Ham., 6/8/13	1

GOALS IN ONE QUARTER

Rk.	Game	Qtr.	G
1	vs. Chi., 5/20/06	1st	11
2	vs. Cha., 7/14/12	1st	10
	vs. Roc., 6/26/07	4th	10
4	vs. L.A., 5/17/08	2nd	9
	vs. S.F., 6/14/08	3rd	9
	at Chi., 6/30/07	1st	9
7	8 times, last, 1st qtr. vs. Ham., 6/8/13		8



GOALS IN ONE HALF

Rk.	Game	Half	Goals
1	vs. Roc., 6/26/07	2nd	18
2	at Chi., 6/30/07	1st	15
3	vs. L.A., 5/17/08	1st	14
	vs. L.A., 7/1/06	1st	14
	vs. Chi., 5/20/06	1st	14
6	vs. Bos., 5/31/13	2nd	13
	at Ham., 7/28/12	1st	13
	vs. Cha., 7/14/12	1st	13
	vs. N.J., 5/31/08	2nd	13
	vs. S.F., 6/10/06	2nd	13
	at Chi., 6/2/07	1st	13

MARGIN OF VICTORY

Rk.	Game	Margin (Score)
1	vs. Ohio, 6/22/13	14 (19-5)
	vs. Cha., 7/14/12	14 (21-7)
3	vs. Ham., 6/8/13	13 (22-9)
	vs. Roc., 5/18/13	13 (20-7)
5	vs. L.A., 7/1/06	11 (22-11)
6	vs. Bos., 5/31/13	10 (24-14)
	vs. Chi., 8/7/10	10 (18-8)
	vs. K.A., 5/17/08	10 (22-12)
	at Chi., 6/30/07	10 (19-9)
	at L.A., 7/8/06	10 (17-7)
	vs. Bal, 6/3/06	10 (24-14)
	vs. Chi., 5/20/06	10 (24-14)

SINGLE-GAME OPPONENT TEAM HIGHS

SCORE

Rk.	Game	Score
1	vs. Roc., 6/26/07	27
2	vs. S.F., 6/10/06	25
3	at Bos., 8/9/08	20
	vs. S.F., 6/24/06	20
5	vs. Che., 6/2/12	18
	at Chi., 6/25/10	18
7	vs. Bos., 5/19/12	17
	at Bos., 6/12/10	17
	vs. Bos., 7/4/09	17
	at Was., 5/24/08	17
	at L.A., 7/14/07	17

POWER-PLAY GOALS

Rk.	Game	PPG
1	at Ham., 7/28/12	5
2	at L.A., 7/12/08	4
3	11 times, last vs. Ohio, 7/4/12	3

GOALS

Rk.	Game	Goals
1	vs. Roc., 6/26/07	24
	vs. S.F., 6/10/06	24
3	at Bos., 8/9/08	20
4	at S.F., 6/23/07	19
5	at Chi., 6/25/10	18
	at Chi., 6/2/07	18
6	Nine times, last, vs. Bos., 5/19/12	16

ASSISTS

Rk.	Game	Ast.
1	at L.A., 7/14/07	13
	vs. Roc., 6/26/07	13
3	at Tor., 8/8/09	12
	at Bos., 8/9/08	12
	at Chi., 6/2/07	12
6	at Chi., 6/25/10	11
	at Tor., 6/27/09	11
	at Was., 5/24/08	11
10	Seven times, last, vs. Ohio, 7/4/12	10

POINTS

Rk.	Game	Pts.
1	vs. Roc., 6/26/07	40
2	vs. S.F., 6/10/06	34
3	at Bos., 8/9/08	32
4	at Chi., 6/2/07	31
5	at L.A., 7/14/07	30
	vs. S.F., 6/24/06	30
7	at Chi., 6/25/10	29
8	at Tor., 8/8/09	28
	at Was., 5/24/08	28
10	at Tor., 6/27/09	27
	at S.F., 6/23/07	27

GROUND BALLS

Rk.	Game	GB
1	at Chi., 8/5/06	50
2	at Roc., 8/4/12	46
	at S.F., 8/11/07	46
4	at Ham., 8/10/13	45
5	at Bos., 5/21/11	44
	at Tor., 8/8/09	44
	at L.I., 8/1/09	44
8	vs. Ohio, 7/4/12	42
	at L.I., 6/23/12	42
10	at S.F., 5/28/06	41



TWO-POINT GOALS

Rk.	Game	2PG
1	vs. S.F., 6/24/06	4
2	vs. Che., 6/2/12	3
	vs. Roc., 6/26/07	3
	vs. S.F., 5/19/07	3
4	Eight times, last, at Che., 8/11/12	2

SHOTS ON GOAL

Rk.	Game	SOG
1	vs. Roc., 6/26/07	47
2	at Bos., 8/9/08	45
3	vs. L.A., 6/9/07	42
	at Chi., 8/5/06	42
5	vs. S.F., 6/10/06	39
	vs. Bal., 6/3/06	39
7	vs. Cha, 6/29/13	37
	at L.A., 7/12/08	37
9	at Bos., 6/12/10	34
10	Five times, last, vs. Che., 6/11/11	33

FACEOFF WINS

Rk.	Game	FOW
1	vs. Roc., 6/26/07	28
2	at Bos., 5/21/11	27
	vs. Was., 5/30/09	27
4	vs. Bos., 5/31/13	24
	at Ham., 8/10/13	24
	at Bos., 5/22/09	24
7	at Bos., 8/9/08	23
	vs. S.F., 6/10/06	23
9	Eight times, last, vs. Ohio, 7/4/12	21

FACEOFF PCT. (MIN 10 ATT)

Rk.	Game	Pct.
1	at Bos., 5/21/11	0.931
2	at L.I., 6/23/12	0.808
3	at L.A., 8/12/06	0.800
4	vs. Bos., 7/31/10	0.792
5	at Ham., 8/10/13	0.774
6	at Bos., 5/22/09	0.750
7	at L.I., 8/1/09	0.720
8	vs. Was., 5/30/09	0.675
9	at Chi., 8/5/06	0.656
10	at Tor., 8/8/09	0.655

SHORTHANDED GOALS

Rk.	Game	SHG
1	vs. Bos., 5/19/12	3
	at Tor., 6/27/09	3
3	vs. L.I., 6/13/09	2
	vs. L.A., 6/9/07	2
5	vs. Roc., 6/16/12	1
	vs. Bos., 7/30/11	1
	at Tor., 8/8/09	1

SAVES

Rk.	Game	Saves
1	at Chi., 8/5/06	30
	at L.A., 7/8/06	30
3	at L.I., 7/29/06	28
4	at L.A., 7/14/07	27
5	vs. Chi., 5/20/06	26
6	vs. L.A., 7/1/06	24
7	vs. Chi., 6/21/08	23
8	at L.A., 8/12/06	22
	vs. Ham., 6/8/13	22
10	Five times, last, at N.Y., 8/4/13	21

GOALS IN ONE QUARTER

Rk.	Game	Qtr.	Goals
1	vs. Roc., 6/26/07	4th	11
2	vs. S.F., 6/14/08	2nd	9
3	vs. Roc., 6/26/07	1st	8
	vs. S.F., 6/10/06	2nd	8
	vs. S.F., 6/10/06	4th	8
6	Six times, last, 1st qtr at Che., 8/11/12		7

GOALS IN ONE HALF

Rk.	Game	Half	G
1	vs. Roc., 6/26/07	2nd	15
2	at S.F., 6/23/07	2nd	14
3	vs. S.F., 6/10/06	2nd	13
4	vs. Was., 5/30/09	1st	12
	at S.F., 8/11/07	2nd	12
	vs. S.F., 6/10/06	1st	12
7	vs. Roc., 6/26/07	1st	11
8	6x, last, vs. Bos., 7/31/10	2nd	10

MARGIN OF VICTORY

Rk.	Game	Margin (Score)
1	at L.A., 7/14/07	12 (17-5)
2	vs. Bos., 7/31/10	11 (16-5)
3	at L.A., 7/12/08	10 (16-6)
4	vs. Bos., 5/19/12	7 (17-10)
	at Roc., 7/23/11	7 (15-8)
6	at L.I., 6/23/12	6 (14-8)
	at Tor., 8/8/09	6 (16-10)
	at Bos., 8/9/08	6 (20-14)
	at S.F., 6/23/07	6 (20-14)
10	at Bos., 6/12/10	5 (17-12)
	vs. S.F., 6/10/06	5 (25-20)



SINGLE-GAME OUTLAW TEAM LOWS

SCORE

Rk.	Game	Score
1	vs. Bos., 7/31/10 at L.A., 7/14/07	5
3	at L.A., 7/12/08	6
4	at L.I., 6/23/12 at Roc., 7/23/11 vs. Roc., 7/16/11	8
7	vs. Bos., 7/30/11	9
8	vs. Bos., 5/19/12 at Tor., 8/8/09 vs. S.F., 7/4/08	10

POINTS

Rk.	Game	Pts.
1	at L.A., 7/14/07	6
2	vs. Bos., 7/31/10	7
3	vs. Roc., 7/16/11	9
4	at L.A., 7/12/08	10
5	at L.I., 6/23/12	12
6	vs. Bos., 5/19/12 at Roc., 7/23/11 vs. Chi., 5/16/09	13
9	at L.I., 6/3/11 vs. L.A., 8/4/07	14

GOALS

Rk.	Game	Goals
1	vs. Bos., 7/31/10 at L.A., 7/14/07	5
3	at L.A., 7/12/08	6
4	at L.I., 6/23/12 at Roc., 7/23/11 vs. Roc., 7/16/11 vs. Tor., 6/20/09	8
8	vs. Bos., 7/30/11 at Tor., 8/8/09 at L.I., 7/29/06	9

SAVES

Rk.	Game	Saves
1	at Roc., 7/23/11	4
2	vs. L.I., 6/25/11	6
3	vs. L.I., 7/25/09 vs. L.I., 6/13/09 at L.A., 7/14/07	8
6	Seven times, last, at L.I., 6/23/12	9

ASSISTS

Rk.	Game	Ast.
1	vs. Roc., 7/16/11 at L.I., 7/28/07 at L.A., 7/14/07	1
4	vs. Bos., 7/31/10 vs. Chi., 5/16/09 vs. Chi., 5/20/06	2
7	vs. Che., 7/27/13 vs. Bos., 5/19/12 vs. Bos., 7/3/11 at L.I., 6/3/11 at L.I., 8/1/09 vs. L.A., 8/4/07	3

GROUND BALLS

Rk.	Game	GB
1	at Chi., 6/7/09	10
2	vs. S.F., 6/24/06	14
3	at L.I., 6/10/10	18
4	at Bos., 5/22/09	19
5	at Was., 7/18/09	20
6	vs. L.A., 8/4/07	21
7	at Tor., 6/27/09	22
8	vs. Bos., 7/30/11 vs. L.I., 7/25/09 vs. L.I., 6/13/09 vs. Was., 5/30/09	23

SHOTS ON GOAL

Rk.	Game	SOG
1	at L.A., 7/12/08 vs. S.F., 7/4/08	15
3	at Bos., 5/21/11	20
4	at L.I., 6/23/12 at Roc., 7/23/11 vs. Bos., 7/31/10 vs. Tor., 5/29/10 vs. L.A., 7/1/06	22
9	at Ham., 8/10/13 vs. L.I., 5/22/10 vs. L.I., 7/25/09 vs. Bos., 7/4/09	23



FACEOFF WINS

Rk.	Game	FOW
1	at Bos., 5/21/11	2
2	at L.I., 6/23/12	5
	vs. Bos., 7/31/10	5
	at L.A., 8/12/06	5
5	at Ham., 8/10/13	7
	at L.I., 8/1/09	7
7	vs. Roc., 7/16/11	8
	at Bos., 5/22/09	8
9	vs. L.I., 5/22/10	9
	vs. L.A., 8/4/07	9

FACEOFF PCT. (MIN 10 ATT)

Rk.	Game	Pct.
1	at Bos., 5/21/11	0.069
2	at L.I., 6/23/12	0.192
3	at L.A., 8/12/06	0.200
4	vs. Bos., 7/31/10	0.208
5	at Ham., 8/10/13	0.226
6	at Bos., 5/22/09	0.250
7	at L.I., 8/1/09	0.280
8	vs. Was., 5/30/09	0.325
9	at Chi., 8/5/06	0.344
10	at Tor., 8/8/09	0.345

GOALS IN ONE QUARTER

Rk.	Game	Qtr.	Goals
1	vs. Cha., 6/19/13	4th	0
	at L.I., 6/23/12	4th	0
	at L.I., 6/3/11	2nd	0
	at Bos., 6/12/10	4th	0
	vs. L.I., 5/22/10	4th	0
	at Was., 7/18/09	1st	0
	at L.A., 7/14/07	3rd	0
	at S.F., 5/28/06	3rd	0
7	32 times, last, 2nd qtr. vs. Che., 7/27/13		1

GOALS IN ONE HALF

Rk.	Game	Half	Goals
1	at Was., 7/18/09	1st	1
	at L.A., 7/14/07	2nd	1
3	vs. Bos., 7/31/10	2nd	2
4	Nine times, last, second at L.I., 6/23/12		3

SINGLE-GAME OPPONENT TEAM LOWS

SCORE

Rk.	Game	Score
1	vs. Ohio, 6/22/13	5
2	vs. Ham., 5/5/12	6
3	vs. Roc., 5/18/13	7
	vs. Cha., 7/14/12	7
	at Ham., 6/18/11	7
	vs. L.I., 7/25/09	7
	at L.A., 7/8/06	7
8	Six times, last, at Ohio, 5/4/13	8

GOALS

Rk.	Game	Goals
1	vs. Ohio, 6/22/13	5
2	vs. Cha., 7/14/12	6
	vs. Ham., 5/5/12	6
	at Ham., 6/18/11	6
	at L.A., 7/8/06	6
5	vs. Roc., 5/18/13	7
	at Ohio, 6/9/12	7
	vs. L.I., 7/25/09	7
7	Eight times, last, at Ohio, 5/4/13	8

POINTS

Rk.	Game	Pts.
1	vs. Ohio, 6/22/13	5
2	vs. L.I., 7/25/09	8
3	at Was., 7/18/09	10
	at Ohio, 5/4/13	10
5	at Ohio, 6/9/12	11
	vs. Ham., 5/5/12	11
	vs. Chi., 8/7/10	11
	vs. Roc., 5/18/13	11
	at Roc., 7/20/13	11
10	Three times, last, vs. Cha., 7/14/12	12

GROUND BALLS

Rk.	Game	GB
1	vs. L.I., 7/25/09	7
2	at Chi., 6/7/09	11
3	vs. Was., 5/30/09	16
	at L.A., 7/8/06	16
	vs. L.A., 7/1/06	16
6	at Was., 5/24/08	17
7	at Ohio, 5/4/13	18
	vs. Ham., 5/5/12	18
	vs. S.F., 6/14/08	18
9	vs. S.F., 6/24/06	20
10	vs. Phi., 7/21/07	21
	vs. Bal., 6/3/06	21



ASSISTS

Rk.	Game	Ast.
1	vs. Ohio, 6/22/13	0
2	vs. L.I., 7/25/09	1
3	at Ohio, 5/4/13	2
	at Roc., 7/20/13	2
	at L.I., 8/6/11	2
	at Was., 7/18/09	2
3	Nine times, last, vs. Cha., 6/29/13	3

SHOTS ON GOAL

Rk.	Game	SOG
1	vs. L.I., 6/25/11	15
	at Ham., 6/18/11	15
	vs. L.I., 7/25/09	15
4	at Roc., 7/23/11	17
	vs. L.I., 6/13/09	17
6	vs. Ohio, 6/22/13	18
	vs. Cha., 7/14/12	18
8	Four times, last, vs. Roc., 5/18/13	19

FACEOFF WINS

Rk.	Game	FOW
1	at L.I., 6/3/11	5
2	vs. L.I., 6/25/11	6
3	vs. Cha., 7/14/12	7
	vs. Bos., 7/30/11	7
5	vs. Ohio, 6/22/13	8
	at Ohio, 5/4/13	8
	vs. S.F., 7/4/08	8
8	at L.A., 7/8/06	9
9	Five times, last, at Roc., 7/20/13	10

FACEOFF PCT. (MIN 10 ATT)

Rk.	Game	Pct.
1	vs. L.I., 6/25/11	0.200
2	at L.I., 6/3/11	0.217
3	vs. Cha., 7/14/12	0.226
4	vs. Ohio, 6/22/13	0.296
5	vs. Bos., 7/30/11	0.318
6	at Ohio, 5/4/13	0.320
7	vs. Roc., 5/18/13	0.323
8	at Chi., 6/2/07	0.325
9	vs. S.F., 7/4/08	0.348
10	vs. Chi., 5/20/06	0.357

SAVES

Rk.	Game	Saves
1	vs. S.F., 7/4/08	5
2	vs. Roc., 5/18/13	7
	at Bos., 5/21/11	7
3	vs. Ham., 5/14/11	9
	vs. Tor., 5/29/10	9
	at L.A., 7/12/08	9
	at Chi., 6/30/07	9
7	vs. Bos., 7/4/09	8
8	Five times, last, vs. Ohio, 7/4/12	10

GOALS IN ONE QUARTER

Rk.	Game	Qtr.	G
1	11 times, last, 1st qtr. vs. N.Y., 7/4/13		0

GOALS IN ONE HALF

Rk.	Game	Half	G
1	at Che., 8/13/11	1st	1
2	vs. Ohio, 6/22/13	2nd	2
	vs. Ham., 5/5/12	1st	2
	vs. Bos., 7/30/11	1st	2
	vs. Tor., 6/20/09	1st	2
	at Chi., 6/30/07	2nd	2
	at L.A., 7/8/06	1st	2
8	14 times, last, 2nd half vs. N.Y., 7/4/13		3

MISCELLANEOUS RECORDS

HOME ATTENDANCE

Rk.	Date	Opp.	Venue	Att.
1	7/4/2013	vs. N.Y.	Sports Authority Field	31,019*
2	7/4/12	vs. Ohio	Sports Authority Field	30,128
3	7/3/11	vs. Bos.	INVESCO Field	27,184
4	7/4/10	vs. Che.	INVESCO Field	23,433
5	7/4/09	vs. Bos.	INVESCO Field	21,952
6	7/4/08	vs. S.F.	INVESCO Field	20,116
7	7/4/07	vs. Chi.	INVESCO Field	19,793
8	7/1/06	vs. L.A.	INVESCO Field	15,981
9	5/20/06	vs. Chi.	INVESCO Field	13,167
10	7/22/06	vs. Chi.	INVESCO Field	12,739

ROAD ATTENDANCE

Rk.	Date	Opp.	Venue	Att.
1	8/11/12	at Che.	Navy-Marine Corps Memorial	10,420
2	6/15/13	at Che.	Navy-Marine Corps Memorial	8,539
3	8/13/11	at Che.	Navy-Marine Corps Memorial	8,517
4	8/9/08	at Bos.	Harvard Stadium	8,425
5	5/11/13	at Bos.	Harvard Stadium	8,353
6	5/21/11	at Bos.	Harvard Stadium	8,317
7	7/19/12	at Bos.	Harvard Stadium	7,743
8	4/28/12	at Cha.	Memorial Stadium	6,734
9	5/22/09	at Bos.	Harvard Stadium	6,512
10	7/28/07	at L.I.	Mitchel Athletic Complex	6,234

*MLL Record



LONGEST GAMES

Rk.	Date	Opp.	Time
1	7/21/08	vs. Chi.	3:52
2	7/4/08	vs. S.F.	3:26
3	6/9/07	vs. L.A.	3:23
4	8/4/07	vs. L.A.	3:21
5	6/14/08	vs. S.F.	3:21
6	5/29/10	vs. Tor.	3:18
7	6/27/09	at Tor.	3:03
8	5/4/13	at Ohio	2:58
9	5/19/07	vs. S.F.	2:45
10	5/20/06	vs. Chi.	2:35

SHORTEST GAMES

Rk.	Date	Opp.	Time
1	7/21/07	vs. N.J.	1:20
2	7/12/08	at L.A.	1:50
3	8/8/09	at Tor.	1:50
4	6/12/10	at Bos.	1:51
5	7/8/06	at L.A.	1:56
6	6/17/06	at N.J.	1:57
7	8/12/06	at L.A.	1:58
8	8/5/06	at Chi.	1:59
9	7/18/09	at Was.	2:00
10	8/1/09	at L.I.	2:00

OUTSTANDING PERFORMANCES

OUTLAWS HAT TRICKS (203)

G	Player	Opponent
7.....	M. Brown	vs. L.A., 7/1/06
6.....	C. Bocklet	vs. Ohio, 6/22/13
6.....	C. Bocklet	vs. Roc., 5/18/13
6.....	C. Bocklet	at Cha., 4/27/13
6.....	J. McBride	at Ham., 7/28/12
6.....	B. Mundorf	vs. Roc., 6/16/12
6.....	B. Mundorf	vs. Ham., 5/14/11
6.....	D. Westervelt	vs. Bos., 7/4/09
6.....	M. Brown	at Tor., 6/27/09
6.....	M. Brown	at S.F., 7/19/08
6.....	M. Hanna	at L.A., 6/7/08
6.....	J. Sonke	vs. S.F., 5/19/07
6.....	B. Mundorf	vs. S.F., 6/24/06
6.....	M. Law	vs. Chi., 5/20/06
5.....	E. Law	at Che., 6/15/13
5.....	D. Snider	vs. Bos., 5/31/13
5.....	J. Boltus	vs. Roc., 5/18/13
5.....	D. Snider	at Bos., 5/11/13
5.....	J. Sims	vs. Ham., 5/5/12

5.....	B. Mundorf	at Che., 8/13/11
5.....	C. Martin	vs. L.I., 6/25/11
5.....	M. Brown	at L.I., 6/10/10
5.....	D. Westervelt	vs. Tor., 5/29/10
5.....	B. Mundorf	at Tor., 6/27/09
5.....	B. Mundorf	at Bos., 5/22/09
5.....	M. Brown	at Was., 5/24/08
5.....	B. Mundorf	at S.F., 8/11/07
5.....	D. Westervelt	at S.F., 8/11/07
5.....	B. Mundorf	vs. Chi., 7/4/07
5.....	B. Langtry	vs. Roc., 6/26/07
5.....	B. Mundorf	vs. Roc., 6/26/07
5.....	M. Brown	vs. Roc., 6/26/07
5.....	M. Brown	at S.F., 6/23/07
5.....	B. Mundorf	vs. L.A., 6/9/07
5.....	M. Brown	at Chi., 8/5/06
5.....	M. Law	at L.A., 7/8/06
5.....	M. Law	vs. L.A., 7/1/06
5.....	M. Brown	at N.J., 6/17/06
5.....	M. Brown	vs. S.F., 6/10/06
4.....	C. Bocklet	at Ham., 8/10/13
4.....	E. Law	at Ham., 8/10/13
4.....	J. Sieverts	vs. Che., 7/27/13
4.....	C. Bocklet	vs. N.Y., 7/4/13
4.....	E. Law	vs. Cha., 6/29/13
4.....	B. Mundorf	vs. Ham., 6/8/13
4.....	D. Snider	vs. Ham., 6/8/13
4.....	E. Law	vs. Ham., 6/8/13
4.....	Z. Greer	vs. Ham., 6/8/13
4.....	B. Mundorf	vs. Roc., 5/18/13
4.....	Z. Greer	at Bos., 5/11/13
4.....	P. Poillon	at Roc., 8/4/12
4.....	M. Matthews	vs. Cha., 7/14/12
4.....	C. Bocklet	at Ohio, 7/4/12
4.....	J. McBride	vs. Che., 6/2/12
4.....	M. Matthews	vs. Che., 6/2/12
4.....	J. Sieverts	at Cha., 4/28/12
4.....	P. Poillon	at Cha., 4/28/12
4.....	D. Westervelt	at Roc., 7/23/11
4.....	B. Mundorf	vs. L.I., 6/25/11
4.....	B. Mundorf	at Ham., 6/18/11
4.....	P. Poillon	vs. Che., 6/11/11
4.....	B. Mundorf	vs. Chi., 8/7/10
4.....	M. Seibald	vs. Chi., 8/7/10
4.....	B. Langtry	vs. Chi., 7/24/10
4.....	D. Hardy	at Che., 6/19/10
4.....	M. Seibald	at Che., 6/19/10



4..... M. Brown at Bos., 6/12/10
4..... B. Mundorf at L.I., 6/10/10
4..... M. Seibald at Bos., 5/15/10
4..... D. Westerveltat Was., 7/18/09
4..... M. Brownvs. Tor., 6/20/09
4..... G. Downing at Bos., 5/22/09
4..... D. Westervelt at Chi., 7/29/08
4..... B. Langtry vs. Chi., 7/26/08
4..... B. Mundorf vs. Chi. , 6/21/08
4..... B. Langtry vs. S.F., 6/14/08
4..... M. Brown vs. S.F., 6/14/08
4..... B. Langtry vs. L.A., 5/17/08
4..... M. Brown vs. L.A., 5/17/08
4..... M. Hanna vs. L.A., 5/17/08
4..... B. Langtry vs. Phi., 7/21/07
4..... B. Langtry at Chi., 6/30/07
4..... B. Mundorf at Chi., 6/30/07
4..... D. Westervelt vs. L.A., 6/9/07
4..... J. Sonkeat Chi., 6/2/07
4..... J. Zywicki..... at L.A., 8/12/06
4..... M. Brown vs. Bal., 6/3/06
4..... M. Law..... vs. Bal., 6/3/06
4..... J. Sims vs. Chi., 5/20/06
3..... C. Bocklet..... at N.Y., 8/4/13
3..... J. Sieverts at N.Y., 8/4/13
3..... D. Snider vs. Che., 7/27/13
3..... D. Snider vs. N.Y., 7/4/13
3..... B. Mundorf vs. Cha., 6/29/13
3..... C. Bocklet..... vs. Cha., 6/29/13
3..... J. Sieverts vs. Cha., 6/29/13
3..... D. Snider vs. Ohio, 6/22/13
3..... E. Law vs. Ohio, 6/22/13
3..... J. Sieverts at Che., 6/15/13
3..... C. Bocklet..... vs. Ham., 6/8/13
3..... B. Mundorf vs. Bos., 5/31/13
3..... J. Sieverts vs. Bos., 5/31/13
3..... Z. Greer vs. Bos., 5/31/13
3..... C. Bocklet..... at Ohio, 5/4/13
3..... J. Sieverts at Cha., 4/27/13
3..... T. Kimener at Cha., 4/27/13
3..... B. Mundorf at Che., 8/11/12
3..... C. Bocklet..... at Che., 8/11/12
3..... M. Matthews at Che., 8/11/12
3..... B. Mundorf at Roc., 8/4/12
3..... J. Sieverts at Ham., 7/28/12
3..... M. Matthews at Ham., 7/28/12

3..... B. Mundorf at Bos., 7/19/12
3..... D. Snider at Bos., 7/19/12
3..... J. McBride at Bos., 7/19/12
3..... B. Mundorf vs. Cha., 7/14/12
3..... C. Bocklet..... vs. Cha., 7/14/12
3..... J. Sieverts vs. Cha., 7/14/12
3..... P. Poillon at Ohio, 7/4/12
3..... J. McBride at L.I., 6/23/12
3..... J. McBride vs. Roc., 6/16/12
3..... B. Mundorf at Ohio, 6/9/12
3..... C. Bocklet..... at Ohio, 6/9/12
3..... B. Mundorf vs. Che., 6/2/12
3..... J. Sieverts vs. Ham., 5/5/12
3..... R. Hoff at Cha., 4/28/12
3..... T. Kimener at Cha., 4/28/12
3..... B. Mundorf vs. Bos., 7/30/11
3..... D. Westervelt vs. Bos., 7/30/11
3..... B. McGlone vs. Bos., 7/3/11
3..... B. Bitter..... at Ham., 6/18/11
3..... B. Bitter..... at L.I., 6/3/11
3..... C. Martin..... at Bos., 5/21/11
3..... T. Kimener at Bos., 5/21/11
3..... A. Iannucci..... vs. Ham., 5/14/11
3..... D. Westervelt vs. Ham., 5/14/11
3..... P. Poillon vs. Ham., 5/14/11
3..... C. Martin..... vs. Chi., 7/24/10
3..... A. Hopmann at Tor., 7/10/10
3..... M. Bocklet..... vs. Che., 7/4/10
3..... M. Seibald vs. Che., 7/4/10
3..... S. Giannone at Chi., 6/25/10
3..... D. Westervelt at Che., 6/19/10
3..... D. Hardy..... vs. Tor., 5/29/10
3..... M. Brown vs. L.I., 5/22/10
3..... M. Seibald vs. L.I., 5/22/10
3..... B. Mundorf at Bos., 5/15/10
3..... D. Westervelt at Tor., 8/8/09
3..... B. Mundorf at L.I., 8/1/09
3..... B. Mundorf vs. L.I., 7/25/09
3..... N. Watkins vs. L.I., 7/25/09
3..... B. Langtry vs. Bos., 7/4/09
3..... D. Westervelt at Tor., 6/27/09
3..... B. Mundorf vs. Tor., 6/20/09
3..... B. Mundorf vs. L.I., 6/13/09
3..... B. Langtry at Chi., 6/7/09
3..... J. Sims at Chi., 6/7/09
3..... B. Mundorf vs. Was., 5/30/09



OUTLAWS HAT TRICKS (CTD.)

3.....	D. Westervelt	vs. Was., 5/30/09
3.....	M. Brown	vs. Was., 5/30/09
3.....	M. Brown	at Bos., 5/22/09
3.....	B. Mundorf	vs. Chi., 5/16/09
3.....	B. Mundorf	at Bos., 8/9/08
3.....	M. Brown	at Bos., 8/9/08
3.....	B. Mundorf	at Chi., 7/29/08
3.....	B. Mundorf	vs. Chi., 7/26/08
3.....	R. Powell	vs. Chi., 7/26/08
3.....	B. Langtry	at S.F., 7/19/08
3.....	B. Mundorf	vs. S.F., 6/14/08
3.....	D. Westervelt	vs. N.J., 5/31/08
3.....	J. Sonke	vs. N.J., 5/31/08
3.....	D. Westervelt	at Was., 5/24/08
3.....	B. Mundorf	vs. L.A., 5/17/08
3.....	D. Westervelt	vs. L.A., 5/17/08
3.....	B. Langtry	vs. L.A., 8/4/07
3.....	B. Mundorf	at L.I., 7/28/07
3.....	M. Brown	vs. Phi., 7/21/07
3.....	B. Langtry	vs. Chi., 7/4/07
3.....	J. Sonke	vs. Chi., 7/4/07
3.....	M. Law	vs. Chi., 7/4/07
3.....	D. Westervelt	at Chi., 6/30/07
3.....	J. Sims	at S.F., 6/23/07
3.....	M. Brown	vs. L.A., 6/9/07
3.....	B. Mundorf	at Chi., 6/2/07
3.....	M. Hanna	at Chi., 6/2/07
3.....	M. Hanna	vs. S.F., 5/19/07
3.....	B. Mundorf	at Chi., 8/5/06
3.....	J. Sonke	at Chi., 8/5/06
3.....	J. Sonke	at L.I., 7/29/06
3.....	J. Sims	vs. Chi., 7/22/06
3.....	M. Law	vs. Chi., 7/22/06
3.....	M. Rewkowski	vs. Chi., 7/22/06
3.....	B. Langtry	vs. S.F., 6/24/06
3.....	M. Brown	vs. S.F., 6/24/06
3.....	B. Langtry	at N.J., 6/17/06
3.....	J. Sims	at N.J., 6/17/06
3.....	J. Sonke	vs. S.F., 6/10/06
3.....	B. Mundorf	vs. Bal., 6/3/06
3.....	J. Sonke	vs. Bal., 6/3/06
3.....	M. Brown	at S.F., 5/28/06
3.....	B. Langtry	vs. Chi., 5/20/06
3.....	J. Sonke	vs. Chi., 5/20/06
3.....	M. LaMonica	vs. Chi., 5/20/06

3+ASSIST GAMES (47)

Ast.	Player	Opponent
5.....	B. Mundorf	vs. Che., 6/2/12
5.....	B. Mundorf	vs. Tor., 5/29/10
5.....	R. Powell	at L.A., 6/7/08
4.....	B. Mundorf	at Bos., 7/19/12
4.....	T. Kimener	at Bos., 7/19/12
4.....	B. Mundorf	at Ham., 6/18/11
4.....	B. Mundorf	vs. Ham., 5/14/11
4.....	D. Hardy	at Tor., 7/10/10
4.....	B. Mundorf	at Chi., 6/25/10
4.....	D. Westervelt	vs. Tor., 6/20/09
4.....	R. Powell	at Chi., 7/29/08
4.....	R. Powell	at S.F., 7/19/08
4.....	B. Langtry	at Was., 5/24/08
4.....	J. Sims	at Chi., 6/2/07
3.....	D. Snider	at Ham., 8/10/13
3.....	C. Bockett	at N.Y., 8/4/13
3.....	B. Mundorf	at Roc., 7/20/13
3.....	T. Kimener	vs. Cha., 6/29/13
3.....	J. Sieverts	vs. Cha., 6/29/13
3.....	Z. Greer	vs. Ohio, 6/22/13
3.....	B. Mundorf	vs. Ham., 6/8/13
3.....	B. Mundorf	at Bos., 5/11/13
3.....	J. Sieverts	at Ohio, 5/4/13
3.....	D. Snider	at Cha., 4/27/13
3.....	B. Mundorf	at Ham., 7/28/12
3.....	C. Cittadino	vs. Cha., 7/14/12
3.....	M. Matthews	vs. Cha., 7/14/12
3.....	B. Mundorf	at Ohio, 6/9/12
3.....	T. Kimener	vs. Ham., 5/5/12
3.....	B. Mundorf	at Che., 8/13/11
3.....	D. Westervelt	at Ham., 6/18/11
3.....	B. Langtry	vs. Ham., 5/14/11
3.....	B. Mundorf	at L.I., 6/10/10
3.....	M. Seibald	vs. L.I., 5/22/10
3.....	R. Powell	at Bos., 8/9/08
3.....	D. Westervelt	at S.F., 7/19/08
3.....	J. Sonke	at S.F., 7/19/08
3.....	R. Powell	vs. N.J., 5/31/08
3.....	B. Langtry	vs. L.A., 5/17/08
3.....	N. Watkins	vs. L.A., 5/17/08
3.....	M. Law	vs. Roc., 6/26/07
3.....	D. Westervelt	at S.F., 6/23/07
3.....	B. Mundorf	vs. L.A., 6/9/07
3.....	D. Westervelt	vs. L.A., 6/9/07
3.....	M. Rewkowski	at L.A., 8/12/06
3.....	B. Langtry	vs. Chi., 7/22/06
3.....	B. Langtry	vs. S.F., 6/10/06



5+POINT GAMES (131)

<u>Pts.</u>	<u>Player (G, A, 2pG)</u>	<u>Opponent</u>
10.....	B. Mundorf	vs. Ham., 5/14/11
9.....	M. Law (4, 3, 2)	vs. Bal., 6/3/06
8.....	C. Bocket (6, 2, 0)	vs. Roc., 5/18/13
8.....	J. McBride (6, 2, 0)	at Ham., 7/28/12
8.....	B. Mundorf (6, 0, 2)	vs. Roc., 6/16/12
8.....	B. Mundorf (3, 5, 0)	vs. Che., 6/2/12
8.....	B. Mundorf (5, 3, 0)	at Che., 8/13/11
8.....	B. Mundorf (4, 4, 0)	at Ham., 6/18/11
8.....	D. Westervelt (6, 1, 1)	vs. Bos., 7/4/09
8.....	B. Langtry (4, 3, 1)	vs. L.A., 5/17/08
8.....	B. Langtry (5, 1, 2)	vs. Roc., 6/26/07
8.....	B. Mundorf (5, 3, 0)	vs. L.A., 6/9/07
7.....	E. Law (4, 2, 1)	at Ham., 8/10/13
7.....	C. Bocket (6, 1, 0)	vs. Ohio, 6/22/13
7.....	B. Mundorf (4, 3, 0)	vs. Ham., 6/8/13
7.....	J. Boltus (5, 2, 0)	vs. Roc., 5/18/13
7.....	B. Mundorf (3, 4, 0)	at Bos. 7/19/12
7.....	M. Matthews (4, 3, 0)	vs. Cha., 7/14/12
7.....	J. Sieverts (4, 1, 2)	at Cha., 4/28/12
7.....	P. Poillon (4, 2, 1)	at Cha., 4/28/12
7.....	D. Hardy (4, 2, 1)	at Che., 6/19/10
7.....	B. Mundorf (4, 3, 0)	at L.I., 6/10/10
7.....	B. Mundorf (2, 5, 0)	vs. Tor., 5/29/10
7.....	M. Brown (6, 1, 0)	at Tor., 6/27/09
7.....	D. Westervelt (5, 0, 2)	at S.F., 8/11/07
7.....	D. Westervelt (4, 3, 0)	vs. L.A., 6/9/07
7.....	M. Brown (7, 0, 0)	vs. L.A., 7/1/06
7.....	M. Law (5, 1, 1)	vs. L.A., 7/1/06
7.....	M. Brown (5, 2, 0)	at N.J., 6/17/06
6.....	C. Bocket (3, 3, 0)	at N.Y., 8/4/13
6.....	J. Sieverts (3, 3, 0)	vs. Cha., 6/29/13
6.....	D. Snider (4, 2, 0)	vs. Ham., 6/8/13
6.....	D. Snider (5, 1, 0)	vs. Bos., 5/31/13
6.....	J. Sieverts (3, 1, 2)	vs. Bos., 5/31/13
6.....	B. Mundorf (4, 2, 0)	vs. Roc., 5/18/13
6.....	C. Bocket (6, 0, 0)	at Cha., 4/27/13
6.....	P. Poillon (4, 1, 1)	at Roc., 8/4/12
6.....	B. Mundorf (3, 3, 0)	at Ohio, 6/9/12
6.....	J. McBride (4, 2, 0)	vs. Che., 6/2/12
6.....	M. Matthews (4, 2, 0)	vs. Che., 6/2/12
6.....	J. Sieverts (4, 2, 0)	vs. L.I., 5/12/12
6.....	J. Sims (5, 1, 0)	vs. Ham., 5/5/12

6.....	B. Mundorf (4, 2, 0)	vs. L.I., 6/25/11
6.....	B. Langtry (4, 2, 0)	vs. Chi., 7/24/10
6.....	D. Hardy (2, 4, 0)	at Tor., 7/10/10
6.....	B. Mundorf (2, 4, 0)	at Chi., 6/25/10
6.....	M. Seibald (4, 0, 1)	at Che., 6/19/10
6.....	M. Brown (5, 1, 0)	at L.I., 6/10/10
6.....	D. Westervelt (5, 0, 1)	vs. Tor., 5/29/10
6.....	M. Seibald (3, 3, 0)	vs. L.I., 5/22/10
6.....	D. Westervelt (3, 2, 1)	at Tor., 8/8/09
6.....	B. Mundorf (5, 1, 0)	at Tor., 6/27/09
6.....	D. Westervelt (2, 4, 0)	vs. Tor., 6/20/09
6.....	B. Mundorf (5, 1, 0)	at Bos., 5/22/09
6.....	B. Mundorf (3, 3, 0)	at Chi., 7/29/08
6.....	R. Powell (2, 4, 0)	at Chi., 7/29/08
6.....	M. Brown (6, 0, 0)	at S.F., 7/19/08
6.....	R. Powell (2, 4, 0)	at S.F., 7/19/08
6.....	B. Langtry (4, 2, 0)	vs. S.F., 6/14/08
6.....	M. Hanna (6, 0, 0)	at L.A., 6/7/08
6.....	R. Powell (1, 5, 0)	at L.A., 6/7/08
6.....	B. Langtry (2, 4, 0)	at Was., 5/24/08
6.....	B. Mundorf (5, 1, 0)	vs. Chi., 7/4/07
6.....	B. Mundorf (4, 2, 0)	at Chi., 6/30/07
6.....	B. Mundorf (5, 1, 0)	vs. Roc., 6/26/07
6.....	M. Brown (5, 1, 0)	vs. Roc., 6/26/07
6.....	J. Sonke (6, 0, 0)	vs. S.F., 5/19/07
6.....	J. Sonke (3, 1, 2)	at L.I., 7/29/06
6.....	B. Mundorf (6, 0, 0)	vs. S.F., 6/24/06
6.....	B. Langtry (3, 2, 1)	at N.J., 6/17/06
6.....	M. Brown (5, 0, 1)	vs. S.F., 6/10/06
6.....	J. Sims (4, 0, 2)	vs. Chi., 5/20/06
6.....	M. Law (6, 0, 0)	vs. Chi., 5/20/06
5.....	C. Bocket (3, 1, 0)	at Ham., 8/10/13
5.....	D. Snider (2, 3, 0)	at Ham., 8/10/13
5.....	B. Mundorf (2, 3, 0)	at Roc., 7/20/13
5.....	C. Bocket (4, 1, 0)	vs. N.Y., 7/4/13
5.....	C. Bocket (3, 2, 0)	vs. Cha., 6/29/13
5.....	E. Law (4, 1, 0)	vs. Cha., 6/29/13
5.....	E. Law (3, 2, 0)	vs. Ohio, 6/22/13
5.....	E. Law (5, 0, 0)	at Che., 6/15/13
5.....	C. Bocket (3, 2, 0)	vs. Ham., 6/8/13
5.....	Z. Greer (4, 1, 0)	vs. Ham., 6/8/13
5.....	D. Snider (5, 0, 0)	at Bos., 5/11/13
5.....	J. Sieverts (3, 1, 1)	at Cha., 4/27/13
5.....	B. Mundorf (3, 2, 0)	at Che., 8/11/12
5.....	B. Mundorf (2, 3, 0)	at Ham., 7/28/12



5+GROUND BALL GAMES (145)

5..... J. McBride (3, 2, 0) at Bos. 7/19/12
 5..... C. Bockett (3, 2, 0) at Ohio, 6/9/12
 5..... J. Sims (4, 1, 0)vs. L.I., 5/12/12
 5..... P. Poillon (3, 2, 0)vs. L.I., 5/12/12
 5..... T. Kimener (3, 2, 0)at Cha., 4/28/12
 5..... C. Martin (5, 0, 0)vs. L.I., 6/25/11
 5..... D. Westervelt (2, 3, 0) at Ham., 6/18/11
 5..... P. Poillon (4, 1, 0) vs. Che., 6/11/11
 5..... B. Mundorf (4, 1, 0) vs. Chi., 8/7/10
 5..... M. Seibald (4, 1, 0) vs. Chi., 8/7/10
 5..... M. Seibald (3, 2, 0) vs. Che., 7/4/10
 5..... M. Brown (4, 0, 1) at Bos., 6/12/10
 5..... M. Seibald (4, 1, 0) at Bos., 5/15/10
 5..... B. Mundorf (3, 2, 0)vs. L.I., 7/25/09
 5..... B. Langtry (3, 2, 0) vs. Bos., 7/4/09
 5..... B. Mundorf (3, 2, 0)vs. L.I., 6/13/09
 5..... B. Langtry (2, 1, 2)at Chi., 6/7/09
 5..... B. Langtry (2, 2, 1) vs. Was., 5/30/09
 5..... D. Westervelt (3, 2, 0) vs. Was., 5/30/09
 5..... B. Langtry (4, 1, 0) vs. Chi., 7/26/08
 5..... J. Sonke (2, 3, 0) at S.F., 7/19/08
 5..... B. Langtry (2, 2, 1) vs. Chi., 6/21/08
 5..... R. Powell (2, 3, 0) vs. N.J., 5/31/08
 5..... M. Brown (5, 0, 0)at Was., 5/24/08
 5..... B. Mundorf (3, 2, 0) vs. L.A., 5/17/08
 5..... B. Mundorf (5, 0, 0) at S.F., 8/11/07
 5..... B. Langtry (3, 2, 0) vs. L.A., 8/4/07
 5..... B. Langtry (4, 1, 0) vs. Phi., 7/21/07
 5..... B. Langtry (4, 1, 0) at Chi., 6/30/07
 5..... M. Law (2, 3, 0)vs. Roc., 6/26/07
 5..... M. Brown (5, 0, 0) at S.F., 6/23/07
 5..... J. Sonke (4, 0, 1)at Chi., 6/2/07
 5..... J. Sonke (3, 1, 1)at Chi., 8/5/06
 5..... M. Brown (5, 0, 0)at Chi., 8/5/06
 5..... B. Langtry (2, 3, 0) vs. Chi., 7/22/06
 5..... J. Sims (3, 1, 1) vs. Chi., 7/22/06
 5..... M. Law (5, 0, 0)at L.A., 7/8/06
 5..... B. Mundorf (2, 3, 0) vs. L.A., 7/1/06
 5..... B. Langtry (3, 2, 0) vs. S.F., 6/24/06
 5..... J. Sims (3, 1, 1) at N.J., 6/17/06
 5..... B. Langtry (2, 3, 0) vs. S.F., 6/10/06
 5..... B. Langtry (2, 3, 0) vs. Bal., 6/3/06
 5..... M. Brown (4, 1, 0) vs. Bal., 6/3/06
 5..... J. Sonke (2, 1, 2) at S.F., 5/28/06

GB	Player	Opponent
17.....	G. Snider	vs. Chi., 7/4/07
13.....	G. Snider	vs. Roc., 6/26/07
12.....	A. Kelly	at Bos., 5/11/13
11.....	A. Kelly	at Ham., 7/28/12
10.....	A. Kelly	vs. Ohio, 6/22/13
10.....	G. Snider	vs. S.F., 6/14/08
10.....	G. Snider	vs. N.J., 5/31/08
10.....	L. Braun	at Was., 5/24/08
10.....	J. Sims	vs. Chi., 5/20/06
9.....	M. Bockett	at Che., 6/15/13
9.....	D. Snider	at Roc., 8/4/12
9.....	M. Bockett	vs. Cha., 7/14/12
9.....	A. Kelly	vs. Cha., 7/14/12
9.....	G. Snider	vs. Chi., 7/26/08
9.....	G. Snider	vs. S.F., 7/4/08
9.....	L. Braun	vs. Phi., 7/21/07
9.....	G. Snider	at S.F., 6/23/07
8.....	M. Bockett	at Cha., 4/27/13
8.....	D. Roy	at Roc., 8/4/12
8.....	A. Kelly	at Bos., 7/19/12
8.....	A. Hennessey	at L.I., 6/3/11
8.....	M. Bockett	vs. Tor., 5/29/10
8.....	M. Bockett	at Bos., 5/15/10
8.....	G. Snider	at S.F., 7/19/08
8.....	G. Snider	vs. L.A., 8/4/07
8.....	L. Braun	at L.I., 7/28/07
8.....	G. Snider	at Chi., 6/2/07
7.....	M. Bockett	vs. N.Y., 7/4/13
7.....	A. Kelly	vs. Ham., 6/8/13
7.....	M. Bockett	at Ohio, 5/4/13
7.....	J. Pennington	at Che., 8/11/12
7.....	J. Schwartzman	at Ohio, 7/4/12
7.....	M. Bockett	vs. Che., 6/2/12
7.....	B. Bitter	at Che., 8/13/11
7.....	A. Hennessey	vs. L.I., 6/25/11
7.....	M. Bockett	vs. L.I., 6/25/11
7.....	A. Hennessey	vs. Che., 6/11/11
7.....	E. Martin	vs. Che., 6/11/11
7.....	M. Bockett	vs. Chi., 7/24/10
7.....	M. Bockett	at Che., 6/19/10
7.....	G. Snider	at L.A., 6/7/08
7.....	G. Snider	at Chi., 6/30/07
7.....	J. Sims	at N.J., 6/17/06
6.....	D. Snider	vs. Che., 7/27/13
6.....	J. Pennington	vs. Cha., 6/29/13
6.....	A. Kelly	vs. Cha., 6/29/13
6.....	J. Pennington	at Che., 6/15/13



6..... J. Schwartzman..... vs. Bos., 5/31/13
6..... A. Kelly..... vs. Bos., 5/31/13
6..... R. Ferguson..... vs. Roc., 5/18/13
6..... D. Cocchi at Che., 8/11/12
6..... A. Kelly..... at Che., 8/11/12
6..... D. Roy at Ham., 7/28/12
6..... J. Schwartzman..... vs. Cha., 7/14/12
6..... D. Snider vs. Cha., 7/14/12
6..... D. Snider at Ohio, 7/4/12
6..... M. Bocklet..... at L.I., 6/23/12
6..... C. Mattes vs. Roc., 6/16/12
6..... M. Bocklet..... vs. Bos., 5/19/12
6..... M. Bocklet..... vs. L.I., 5/12/12
6..... M. Bernier..... vs. Ham., 5/5/12
6..... M. Bocklet..... at Cha., 4/28/12
6..... C. Mattes at Cha., 4/28/12
6..... M. Bocklet..... at Che., 8/13/11
6..... J. Schwartzman..... at Che., 8/13/11
6..... K. Unterstein at L.I., 8/6/11
6..... M. Bocklet..... at L.I., 8/6/11
6..... A. Hennessey..... vs. Bos., 7/30/11
6..... K. Unterstein at L.I., 6/3/11
6..... E. Martin at L.I., 6/3/11
6..... E. Martin vs. L.I., 5/22/10
6..... J. Schwartzman..... vs. L.I., 5/22/10
6..... G. Snider at Bos., 8/9/08
6..... J. Schwartzman..... at Bos., 8/9/08
6..... J. Schwartzman..... at Chi., 7/29/08
6..... M. Bocklet..... vs. Chi., 7/26/08
6..... Z. Jungers vs. Chi., 7/26/08
6..... G. Snider at L.A., 7/12/08
6..... B. Erwin vs. S.F., 7/4/08
6..... Z. Jungers vs. N.J., 5/31/08
6..... G. Snider vs. L.A., 5/17/08
6..... G. Snider at S.F., 8/11/07
6..... T. Garvey..... at S.F., 8/11/07
6..... C. Cercy..... at L.I., 7/29/06
6..... J. Sims at L.I., 7/29/06
6..... A. Smith at L.A., 7/8/06
6..... C. Cercy..... at L.A., 7/8/06
6..... T. Tierney..... at L.A., 7/8/06
5..... M. Bocklet..... at Roc., 7/20/13
5..... M. Bocklet..... vs. Cha., 6/29/13
5..... R. Ferguson..... vs. Bos., 5/31/13
5..... M. Bocklet..... vs. Roc., 5/18/13
5..... J. Pennington vs. Roc., 5/18/13
5..... A. Kelly..... vs. Roc., 5/18/13
5..... M. Bocklet..... at Bos., 5/11/13
5..... J. Pennington vs. Cha., 7/14/12

5..... M. Bocklet..... vs. Roc., 6/16/12
5..... J. Schwartzman..... at Ohio, 6/9/12
5..... D. Snider at Ohio, 6/9/12
5..... J. Schwartzman..... vs. Che., 6/2/12
5..... D. Roy vs. Bos., 5/19/12
5..... D. Roy vs. L.I., 5/12/12
5..... T. Kimener at Cha., 4/28/12
5..... M. Bernier..... at Cha., 4/28/12
5..... A. Hennessey..... at Roc., 7/23/11
5..... M. Bocklet..... vs. Roc., 7/16/11
5..... L. Zink..... vs. Bos., 7/3/11
5..... A. Hennessey..... vs. Bos., 7/3/11
5..... B. Bitter..... at L.I., 6/3/11
5..... E. Martin at L.I., 6/3/11
5..... M. Bocklet..... at L.I., 6/3/11
5..... J. Schwartzman..... at Bos., 5/21/11
5..... J. Schwartzman..... vs. Ham., 5/14/11
5..... A. Hennessey..... vs. Chi., 8/7/10
5..... K. Unterstein vs. Chi., 7/24/10
5..... L. Zink..... vs. Che., 7/4/10
5..... M. Bocklet..... vs. Che., 7/4/10
5..... M. Bocklet..... at Chi., 6/25/10
5..... W. Dalton at L.I., 6/10/10
5..... E. Martin vs. Tor., 5/29/10
5..... M. Bocklet..... vs. L.I., 5/22/10
5..... S. Walterhoefer..... at Bos., 5/15/10
5..... N. Watkins at Tor., 8/8/09
5..... M. Bocklet..... at L.I., 8/1/09
5..... M. Seibald at L.I., 8/1/09
5..... M. Bocklet..... at Was., 7/18/09
5..... S. Walterhoefer vs. Bos., 7/4/09
5..... N. Watkins vs. Was., 5/30/09
5..... L. Braun..... at Bos., 5/22/09
5..... G. Snider vs. Chi., 6/21/08
5..... J. Sonke..... at L.A., 6/7/08
5..... C. Cittadino vs. L.A., 5/17/08
5..... Z. Jungers vs. L.A., 5/17/08
5..... S. McCarthy at L.I., 7/28/07
5..... G. Snider at L.A., 7/14/07
5..... S. McCarthy at L.A., 7/14/07
5..... B. Mundorf vs. Roc., 6/26/07
5..... S. McCarthy vs. L.A., 6/9/07
5..... B. Testa at L.A., 7/8/06
5..... J. Sims at L.A., 7/8/06
5..... M. Law..... at L.A., 7/8/06
5..... B. Mundorf at N.J., 6/17/06
5..... B. Langtry vs. S.F., 6/10/06
5..... M. Brown vs. S.F., 6/10/06
5..... C. Cercy..... at S.F., 5/28/06



ALL-TIME ROSTER

PLAYERS	POS	GP	G	2pG	A	PTS	PIM	PPG	PPA	SHG	GWG	GB	S	SPCT	SOG	FO
Alford, Harry	G	2	0	0	0	0	0	0	0	0	0	1	0	0.000	0	0-0
Barrie, Kyle	A	2	2	0	0	2	1	0	0	0	1	2	4	0.500	4	0-0
Bastis, Greg	M	6	3	0	0	3	0	0	0	0	0	2	16	0.188	10	0-0
Bernier, Matt	D	4	0	0	0	0	.5	0	0	0	0	14	0	0.000	0	0-0
Bitter, Billy	A	9	12	0	4	16	3	2	0	0	1	18	39	0.308	23	0-0
Bocklet, Chris	A	21	59	0	16	75	1.5	9	1	0	2	29	129	0.457	92	0-1
Bocklet, Matt	D	63	15	0	15	30	9.5	0	1	0	0	278	57	0.263	34	0-0
Bokmeyer, Justin	M	2	1	0	0	1	0.5	0	0	0	0	0	3	0.333	1	0-0
Boltus, Jeremy	A	10	10	0	6	16	1.5	1	1	0	1	3	17	0.588	15	0-0
Borell, Jim	M	5	1	0	0	1	0.5	0	0	0	0	4	3	0.333	2	0-0
Braun, Lou	FO	13	2	0	2	4	0	0	0	0	0	46	4	0.667	4	80-196
Briggs, Colin	M	8	2	0	4	6	0	0	0	0	0	10	14	0.143	7	0-0
Brown, Ben	G	4	0	0	0	0	0	0	0	0	0	0	0	0.000	0	0-0
Brown, Matt	A	56	138	2	20	160	8	19	1	1	5	47	282	0.489	216	0-0
Carlson, Nick	A	1	0	0	0	0	1.5	0	0	0	0	1	1	0.000	1	0-0
Carr, Landon	M	2	0	0	0	0	0	0	0	0	0	2	0	0.000	0	0-0
Celentani, Tom	D	3	0	0	0	0	0	0	0	0	0	3	0	.0000	0	0-0
Cercy, Chris	M	12	1	0	0	1	1	0	0	0	0	29	7	0.143	3	188-358
Christopher, Brian	M	2	1	0	0	1	3	0	0	0	0	1	2	1.000	1	0-0
Cipriano, Charlie	G	8	0	0	0	0	0	0	0	0	0	4	0	0.000	0	0-0
Cittadino, Casey	M	72	5	0	8	13	30	0	0	0	0	69	29	0.172	15	0-2
Clausen, Ken	D	8	0	0	0	0	0	0	0	0	0	16	2	0.000	1	0-0
Cocchi, Dan	D	4	0	0	0	0	1	0	0	0	0	11	0	0.000	0	0-0
Cocoziello, Dan	D	6	0	0	0	0	2	0	0	0	0	13	0	0.000	0	0-0
Compitello, Tom	A	1	0	0	0	0	0	0	0	0	0	0	0	0.000	0	0-0
Cranston, Ryan	F	2	0	0	0	0	0	0	0	0	0	0	8	0.000	4	0-0
Dalton, Will	FO	8	1	0	0	1	0	0	0	0	0	15	2	0.500	2	78-195
DeLaney, Sean	M	15	13	1	4	18	0	0	1	0	1	12	46	0.283	31	0-0
Downing, Greg	M	5	0	0	1	1	.5	0	0	0	0	3	4	0.000	2	0-0
Ellis III, Long	D	2	0	0	0	0	0	0	0	0	0	4	0	0.000	0	0-0
Errante, Bobby	A	1	1	0	0	1	0	0	0	0	0	1	5	0.200	5	0-0
Erwin, Benson	M	35	5	1	15	21	8	0	0	0	0	65	25	0.200	15	1-3
Ethington, Tom	D	45	4	0	1	5	20.5	0	0	1	0	59	9	0.444	7	0-1
Fassnacht, Adam	F	1	0	0	0	0	0	0	0	0	0	0	0	0.000	0	2-2
Ferguson, Roger	D	4	0	0	1	1	0	0	0	0	0	14	1	0.000	0	0-0
Fullerton, Adam	G	10	0	0	0	0	0	0	0	0	0	7	0	0.000	0	0-0
Garvey, Thomas	D	44	0	0	0	0	5.5	0	0	0	0	50	3	0.000	3	0-0
Ghitelman, Adam	G	3	0	0	0	0	0	0	0	0	0	2	0	0.000	0	0-0
Giannone, Steve	M	15	9	0	6	15	1.5	0	0	0	1	21	47	0.191	33	0-0
Godfrey, Nolan	FO	1	0	0	0	0	0	0	0	0	0	0	0	0.000	0	0-3
Greer, Zack	A	11	18	0	10	28	2	1	4	0	2	12	55	0.327	37	0-0
Guadagnolo, Tom	D	3	0	0	1	1	0	0	0	0	0	2	0	0.000	0	0-0
Hanna, Matt	A	24	36	3	8	47	2.5	2	0	0	2	20	112	0.313	77	0-0
Hardy, Dan	M	20	23	1	22	46	0.5	2	8	0	1	7	74	0.311	45	0-1
Harrison, Kyle	M	7	4	0	2	6	2.5	0	0	0	0	5	28	0.143	21	0-0
Hennessey, Andrew	FO	16	1	0	0	1	1	0	0	0	0	66	8	0.125	4	225-430
Hoff, Ryan	A	2	4	0	0	4	0	1	0	0	0	2	14	0.286	10	0-0
Holmes, Steve	D	10	2	0	1	3	2	0	0	0	0	13	5	0.400	5	0-0
Holmes, Steven	D	11	2	0	0	2	1	0	0	0	0	14	6	0.333	4	0-0
Hopmann, Alex	M	8	11	0	1	12	0	0	0	0	2	3	32	0.344	19	0-0
Hughes, Brett	D	1	0	0	0	0	2	0	0	0	0	1	0	0.000	0	0-0
Iannucci, Athan	F	1	3	1	0	4	3	1	0	0	0	1	7	0.429	3	0-0
Jacovina, Brian	M	2	0	0	1	1	0	0	0	0	0	1	2	0.000	1	0-0
Jungers, Zach	D	12	0	0	0	0	1	0	0	0	0	35	1	0.000	0	0-0
Kelly, Anthony	FO	19	6	0	3	9	1	0	0	0	0	95	21	0.286	13	282-503
Kenney, Nathan	M	2	1	0	0	1	1.5	0	0	0	0	0	1	1.000	1	0-0
Kimener, Terry	M	33	40	1	38	79	3.5	0	2	0	5	34	130	0.308	69	0-0
LaMonica, Michael	M	2	3	0	1	4	0.5	0	1	0	0	5	7	0.429	6	0-0
Langtry, Brian	M	63	99	12	75	186	29	10	9	0	5	63	376	0.263	234	1-1
Law, Eric	F	9	24	1	9	34	0	2	4	1	2	8	38	0.632	33	0-0
Law, Mike	M	21	43	3	15	61	1.5	5	3	0	3	34	141	0.305	104	0-0
Lay, Andrew	M	2	0	0	0	0	0	0	0	0	0	0	0	0.000	0	0-0



ALL-TIME ROSTER, CONTINUED

Lindsay, Sean	M	5	7	0	1	8	0	1	0	0	1	2	23	0.304	14	0-0
Lochte, Hunter	M	15	18	0	4	22	0	0	0	0	0	15	42	0.429	31	0-0
Loftus, Brendan	M	2	1	0	0	1	0	0	0	0	0	0	3	0.333	3	0-0
Mangan, Will	M	11	8	0	3	11	1.5	1	2	0	0	11	36	0.222	18	0-0
Martin, Connor	A	7	13	0	4	17	0.5	1	0	0	1	8	32	0.406	20	0-0
Martin, Eric	D	25	4	0	2	6	33.5	0	0	1	0	86	18	0.222	11	0-0
Mattes, Chris	FO	6	0	0	0	0	0	0	0	0	0	14	1	0.000	1	50-117
Matthews, Mark	A	9	19	0	9	28	0	4	1	0	1	9	48	0.396	33	0-0
McBride, Jordan	A	11	29	0	9	38	0	3	0	0	1	10	62	0.468	44	0-0
McCarthy, Sean	D	24	2	0	0	2	4	0	0	0	0	38	6	0.333	5	0-0
McFadyen, Ryan	D	6	0	0	0	0	1	0	0	0	0	8	0	0.000	0	0-0
McGlone, Bill	M	7	9	0	8	17	0	0	2	0	0	3	38	0.237	23	0-0
Megill, Brian	D	9	0	0	0	0	0	0	0	0	0	26	5	0.000	1	0-0
Mezzanotte, Peter	M	1	0	0	1	1	0	0	0	0	0	1	0	0.000	0	0-0
Mundorf, Brendan	A	90	229	0	118	347	26.5	10	30	5	10	133	677	0.338	415	0-0
Murray, Joey	A	6	2	0	1	3	2	1	0	0	0	5	25	0.080	10	0-0
Myers, Brian	M	1	0	0	0	0	0	0	0	0	0	2	2	0.000	0	0-0
ODougherty, Chris	D	22	0	0	0	0	5	0	0	0	0	29	1	0.000	0	0-0
Park, Jarett	M	9	3	0	0	3	4.5	0	0	0	0	6	4	0.750	4	0-0
Pastirik, Christian	M	3	3	0	0	3	0	0	0	0	0	0	11	0.273	6	0-0
Pennington, Justin	M	26	18	0	7	25	6	0	0	0	1	71	39	0.462	25	27-67
Podgajny, Mike	M	1	0	0	0	0	0	0	0	0	0	0	4	0.000	0	0-0
Poillon, Peet	M	23	44	4	17	65	4	3	3	0	3	26	157	0.280	83	0-1
Polk, Lucius	F	2	0	0	1	1	0	0	0	0	0	2	0	0.000	0	0-0
Powell, Ryan	A	10	15	0	23	38	1	0	3	0	2	9	42	0.357	31	0-0
Rewkowski, Matt	M	11	11	0	12	23	0.5	0	0	0	0	9	46	0.239	28	0-0
Robarge, Stephen	FO	6	0	0	0	0	0	0	0	0	0	16	2	0.000	1	44-93
Romero, Rocco	M	3	0	0	0	0	0	0	0	0	0	0	0	0.000	0	0-0
Roy, Dillon	D	44	2	0	5	7	14.5	0	0	0	0	104	15	0.133	13	21-61
Schmidt, Brett	D	7	0	0	0	0	1	0	0	0	0	14	1	0.000	0	0-0
Schoeffel, Steve	M	1	0	0	0	0	0	0	0	0	0	0	0	0.000	0	0-0
Schwartzman, Jesse	G	80	0	0	3	3	9	0	0	0	0	159	3	0.000	0	0-0
Seibald, Max	M	28	41	7	11	59	7.5	5	1	1	0	63	146	0.281	94	1-3
Sieverts, Jeremy	M	27	53	13	18	84	7	5	3	0	4	24	180	0.294	107	0-0
Sims, Josh	M	43	55	9	31	95	10	7	11	2	1	76	220	0.250	134	0-0
Skakandi, Brendan	M	1	0	0	0	0	0	0	0	0	0	0	0	0.000	0	0-0
Smith, Alex	G	12	0	0	0	0	0	0	0	0	0	9	0	0.000	0	0-0
Snider, Drew	M	24	41	2	15	58	1.5	6	3	0	1	70	109	0.376	69	0-0
Snider, Geoff	FO	25	18	0	7	25	9.5	0	0	0	1	163	56	0.321	38	372-729
Snow, Sam	M	2	0	0	0	0	0	0	0	0	0	2	4	0.000	1	0-0
Sonke, Jeff	M	43	67	12	32	111	15.5	5	3	0	4	54	276	0.243	174	0-0
Sothoron, Reed	G	1	0	0	0	0	0	0	0	0	0	2	0	0.000	0	0-0
Sowanick, Scott	M	6	3	0	2	5	1	0	0	0	0	7	16	0.188	11	0-0
Striebel, Peter	M	5	3	0	1	4	0	0	0	0	0	3	10	0.300	7	0-0
Testa, Brandon	D	11	0	0	0	0	2.5	0	0	0	0	24	0	0.000	0	0-0
Thompson, Mikey	M	4	0	0	0	0	0	0	0	0	0	1	0	0.000	0	0-0
Tierney, Trevor	G	20	0	0	1	1	0.5	0	0	0	0	31	2	0.000	1	0-0
Turri, Justin	M	14	9	2	4	15	2	0	0	0	1	9	30	0.300	13	0-0
Unterstein, Chris	A	2	0	0	3	3	0	0	0	0	0	3	4	0.000	4	0-0
Unterstein, Kevin	M	20	2	0	2	4	10	0	0	0	0	56	9	0.222	5	6-10
Vaughan, Kevin	M	2	0	0	0	0	0	0	0	0	0	1	1	0.000	1	0-0
Vedder, Ethan	M	6	0	0	2	2	0	0	0	0	0	10	1	0.000	0	0-0
Vlahakis, Peter	FO	1	0	0	0	0	0	0	0	0	0	0	0	0.000	0	0-3
Walterhoefer, Shane	FO	11	0	0	1	1	1	0	0	0	0	25	2	0.000	0	120-287
Ward, Mike	M	18	1	0	2	3	3	0	0	0	0	17	8	0.500	5	0-0
Watkins, Nate	M	51	15	0	18	33	17	0	0	1	0	64	54	0.278	38	0-0
Westervelt, Drew	A	55	112	6	58	176	18.5	21	6	1	6	72	322	0.348	224	0-0
Whitty, Trey	D	4	1	0	0	1	0.5	0	0	0	0	6	5	0.200	4	0-0
Yevoli, Joe	A	2	3	1	2	6	.5	1	1	0	0	3	6	0.500	5	0-0
Young, Marc	M	1	0	0	0	0	0	0	0	0	0	0	0	0.000	0	0-1
Zink, Lee	D	96	0	0	0	0	47	0	0	0	0	189	4	0.000	1	0-0
Zywicky, Jeff	A	4	6	0	3	9	0	0	0	0	1	4	22	0.273	21	0-0



ALL-TIME HONORS AND AWARDS

COACH OF THE YEAR (2)

Coach	Year
Jim Stagnitta	2013
Brian Reese	2009

MLL MVP (1)

Player	Year
Brendan Mundorf	2012

GOALIE OF THE YEAR (2)

Player	Year
Jesse Schwartzman	2013
Jesse Schwartzman	2009

DEF. PLAYER OF THE YEAR (2)

Player	Year
Lee Zink	2013
Lee Zink	2012

ROOKIE OF THE YEAR (1)

Player	Year
Dan Hardy	2009

MOST IMPROVED PLAYER (2)

Player	Year
Drew Snider	2013
Jeremy Sieverts	2012

ALL-MLL (12)

Player	Year
Chris Bocklet	2013
Brendan Mundorf	2013
Jesse Schwartzman	2013
Jeremy Sieverts	2013
Lee Zink	2013
Brendan Mundorf	2012
Lee Zink	2012
Brendan Mundorf	2011
Matt Bocklet	2010
Max Seibald	2010
Lee Zink	2010
Brendan Mundorf	2009
Jesse Schwartzman	2009
Lee Zink	2009
Matt Bocklet	2009
Brian Langtry	2008
Mike Law	2006
Jeff Sonke	2006

OFF. PLAYER OF THE WEEK (14)

Player	(Wk.)	Year
Jeremy Sieverts	(1)	2012
Brendan Mundorf	(7)	2012
Brendan Mundorf	(11)	2012
Brendan Mundorf	(12)	2011
Brendan Mundorf	(5)	2011
Brendan Mundorf	(1)	2011
Brendan Mundorf	(12)	2010
Matt Brown	(4)	2010
Max Seibald	(2)	2010
Dan Hardy	(6)	2009
Brendan Mundorf	(2)	2009
Matt Brown	(10)	2008
Brian Langtry	(6)	2008
Mike Law	(3)	2006

DEF. PLAYER OF THE WEEK (15)

Player	(Wk.)	Year
Jesse Schwartzman	(3)	2013
Lee Zink	(4)	2013
Jesse Schwartzman	(9)	2013
Lee Zink	(12)	2013
Jesse Schwartzman	(14)	2012
Jesse Schwartzman	(2)	2012
Jesse Schwartzman	(14)	2012
Jesse Schwartzman	(3)	2011
Jesse Schwartzman	(2)	2011
Matt Bocklet	(8)	2010
Geoff Snider	(1)	2008
Jesse Schwartzman	(11)	2009
Jesse Schwartzman	(6)	2009
Jesse Schwartzman	(4)	2009
Geoff Snider	(7)	2007
Chris Cercy	(9)	2006
Lee Zink	(3)	2006

ROOKIE OF THE WEEK (14)

Player	(Wk.)	Year
Eric Law	(6)	2013
Eric Law	(7)	2013
Stephen Robarge	(3)	2012
Mark Matthews	(5)	2012
Chris Bocklet	(6)	2012
Chris Bocklet	(9)	2012
Mark Matthews	(10)	2012
Mark Matthews	(12)	2012
Mark Matthews	(13)	2012
Billy Bitter	(3)	2011
Andrew Hennessey	(8)	2010
Connor Martin	(10)	2010
Jesse Schwartzman	(6)	2007
Brendan Mundorf	(6)	2006

MLL ALL-STARS (50)

Player	Year
Chris Bocklet	2013
Zack Greer	2013
Anthony Kelly	2013
Jesse Schwartzman	2013
Jeremy Sieverts	2013
Drew Snider	2013
Brendan Mundorf	2013
Lee Zink	2013
Peet Poillon	2012
Jeremy Sieverts	2012
Brendan Mundorf	2012
Jesse Schwartzman	2012
Lee Zink	2012
Eric Martin	2011
Brendan Mundorf	2011
Peet Poillon	2011
Jesse Schwartzman	2011
Max Seibald	2011
Drew Westervelt	2011
Lee Zink	2011
Matthew Bocklet	2010
Adam Fullerton	2010
Dan Hardy	2010
Brendan Mundorf	2010
Eric Martin	2010
Jesse Schwartzman	2010
Max Seibald	2010
Drew Westervelt	2010
Lee Zink	2010
Brendan Mundorf	2009
Brian Langtry	2009
Brian Reese	2009
Drew Westervelt	2009
Jesse Schwartzman	2009
Kyle Harrison	2009
Matthew Bocklet	2009
Max Seibald	2009
Lee Zink	2009
Benson Erwin	2008
Brendan Mundorf	2008
Brian Langtry	2008
Brian Reese	2008
Jeff Sonke	2008
Jesse Schwartzman	2008
Lee Zink	2008
Matt Hanna	2008
Ryan Powell	2008
Benson Erwin	2007
Brendan Mundorf	2007
Brian Langtry	2007
Geoff Snider	2007
Jeff Sonke	2007
Josh Sims	2007
Lee Zink	2007
Trevor Tierney	2007
Chris Cercy	2006
Jeff Sonke	2006
Josh Sims	2006



MLL DIRECTORY AND RECORD BOOK



**major league
lacrosse**

Major League Lacrosse Corporate Offices

20 Guest Street, Suite 125
Boston, MA 02135

Telephone: (617) 746-2233 • **Fax:** (617) 746-9988

Website: www.majorleaguelacrosse.com

MLL LEAGUE OFFICE DIRECTORY

- David Gross..... Commissioner
- Kerry Pucillo Sponsorship Fulfillment, Special Events and Intellectual Property Manager
- Chris Day..... Broadcast and Digital Media Manager
- Colin Keane..... Lacrosse Operations Manager
- Marco Rosa..... Marketing & Public Relations Manager
- Ryan Sweeney..... Multimedia Specialist
- Amy Saulen League Accountant
- Alex Fitzpatrick Marketing Consultant
- Cassie Watson Graphic Designer

MLL PUBLIC RELATIONS DIRECTORY

- MLL Office Marco Rosa, marco.rosa@majorleaguelacrosse.com
- Boston Cannons Katherine Donnelly, kdonnelly@bostoncannons.com
- Charlotte Hounds..... Jillian Fay, jfay@charlottehounds.com
- Chesapeake Bayhawks Heidi Evans, heidi.evans@smartlinkllc.com
- Denver Outlaws Stuart Zaas, stuart.zaas@denveroutlaws.com
- Florida Launch..... Megan Danner, megan.danner@floridalaunchlacrosse.com
- New York Lizards..... Marie Letterii, mletterii@nylizards.com
- Ohio Machine Noah Sharfman, nsharfman@theohiomachine.com
- Rochester Rattlers..... Brad Ford, brad.ford@rochesterrattlers.com



MLL CLUB DIRECTORY

BOSTON CANNONS

VP & General Manager Kevin Barney
 Head Coach John Tucker
 Venue Harvard Stadium
 Main Office 617-746-9933
 Website www.bostoncannons.com

CHARLOTTE HOUNDS

President / Managing Partner Jim McPhilliamy
 Vice President/General Manager Wade Leaphart
 Head Coach Mike Cerino
 Venue American Legion Memorial Stadium
 Main Office 704-206-1515
 Website www.charlottehounds.com

CHESAPEAKE BAYHAWKS

Owner Brendan Kelly
 President/Head Coach Dave Cottle
 General Manager Spencer Ford
 Venue Navy-Marine Corps Memorial Stadium
 Main Office 443-486-6094
 Website www.thebayhawks.com

DENVER OUTLAWS

Owner and CEO Pat Bowlen
 President Mac Freeman
 General Manager Tony Seaman
 Head Coach B.J. O'Hara
 Venue Sports Authority Field at Mile High
 Main Office 303-688-5297
 Website www.denveroutlaws.com

FLORIDA LAUNCH

Director of PR and Operations Megan Danner
 Head Coach Stan Ross
 Venue FAU Stadium
 Main Office 905-768-2225
 Website www.floridalaunchlacrosse.com

NEW YORK LIZARDS

CEO Jeff Rudnick
 Vice President Casey Hilpert
 Head Coach/General Manager Joe Spallina
 Venue Shuart Stadium
 Main Office 516-742-1180
 Website www.nylizards.com

OHIO MACHINE

President/General Manager John Algie
 Head Coach Bear Davis
 Venue Selby Stadium
 Main Office 617-754-1973
 Website www.theohiomachine.com/

ROCHESTER RATTLERS

Chief Operating Officer Brad Ford
 Head Coach Tim Soudan
 Venue Sahlen's Stadium
 Main Office 585-340-6905
 Website www.rochesterrattlers.com



MLL OVERVIEW

BACKGROUND:

During the summer of 1998, Jake “Body By Jake” Steinfeld was inspired to start a professional outdoor lacrosse league after reading a magazine article about the growth of the sport of lacrosse. Steinfeld sought out a contributor to the article, Owner and President of Warrior Lacrosse Dave Morrow, a leading lacrosse equipment manufacturer, to discuss the formation of such a league.

In February 1999, Steinfeld and Morrow joined forces with Steinfeld’s friend and business associate Tim Robertson, Chairman of Bay Shore Enterprises and former CEO of the Family Channel, to form Major League Lacrosse, LLC, a Virginia limited liability company. In 2003, New Balance Athletic Shoe Inc. came on board as a Founding Member of Major League Lacrosse, as well as an Anchor Level League Sponsor.

Major League Lacrosse began play in 2001 to capitalize on the growing demand for world-class field lacrosse driven by dramatic growth in the U.S. lacrosse market. The MLL was praised and heralded for its on-field play, regarded as the best ever seen. With a year-on-year attendance increase, Major League Lacrosse has continued to lead the sport of lacrosse into the mainstream of competitive team sports.

OUR TEAMS:

MLL is comprised of eight teams across the U.S. and Canada. The Boston Cannons, Chesapeake Bayhawks (formerly Baltimore and Washington), New York Lizards (formally Long Island) and Rochester Rattlers are original teams starting in 2001. The Denver Outlaws began play in 2006 as part of the League’s western expansion. The Hamilton Nationals (formerly Toronto) joined MLL in 2009 as the League’s first international team. The Charlotte Hounds and Ohio Machine began play in 2012 as a part of the League’s expansion initiative to have 16 teams in the next decade. In 2013, the League announced the placement of a team in South Florida that will begin play in 2014, replacing the Hamilton Nationals who are sitting out the season.

Current teams include:

Boston Cannons, Charlotte Hounds, Chesapeake Bayhawks, Denver Outlaws, Florida Launch, New York Lizards, Ohio Machine, Rochester Rattlers.

OUR PLAYERS:

Major League Lacrosse boasts the best 230 lacrosse players in the world. They hail from some of the top academic institutions including Princeton, Johns Hopkins, Syracuse, Duke, and Virginia. MLL icons include Casey Powell, Jesse Hubbard, John Grant Jr., Mark Millon and Brodie Merrill.

The League also features current stars in lacrosse such as Paul Rabil, Ned Crotty, Brendan Mundorf, Brodie Merrill, Rob Pannell, Steele Stanwick and Matt Danowski.

OUR SEASON:

The 2014 Major League Lacrosse season consists of a total of 56 regular season games running from April to August with the following league-run special events: The Major League Lacrosse Collegiate Draft (January 10), MLL All-Star Weekend (June 26), and the MLL Championship Game (August 23). The fourteenth season of MLL action begins April 26, 2014.

OUR GAME:

Major League Lacrosse has implemented some innovative dynamics to the traditional game of field lacrosse that bring the sport into the next millennium. MLL rule changes include the addition of a two-point goal line located 16 yards from each goal and a 60-second shot clock.



MLL OVERVIEW, CTD.

SPONSORSHIP:

A full range of integrated sponsorship packages are available. Partnerships can include league/team category exclusivity, special events rights, corporate branding on player uniforms, national TV commercial units and in-game TV features, field signage, SLASH Magazine ads, web site banners, tickets/hospitality, game footage, photo usages, player appearances, customized activation, and cross-promotional programs.

TELEVISION:

ESPN2 has been the national television home of Major League Lacrosse since 2003, when the two parties agreed on a two-year commitment. In 2004, ESPN aired the New Balance Championship Game, making it the first live national telecast of a Major League Lacrosse competition. Today, MLL and ESPN's relationship is the longest commitment that any television outlet has given to a lacrosse entity.

The partnership between the MLL and ESPN continued to grow when on June 9, 2007, ESPN360.com, ESPN's signature broadband network, streamed its first MLL game live from Sports Authority Field at Mile High. ESPN360.com went on to stream five more MLL events that season. In 2008, all 64 MLL games, including the All-Star game, both, Semi-Finals, and the NB ZIP MLL Championship Game were streamed live on ESPN360.com. After airing live, the games were archived on the website for a period of one week.

In 2008, MLL licensed its broadcast and digital media rights to Lax United Marketing (LUM). The 2008 season also marked the first time in League history that every regular season MLL game was broadcast live on regional sports networks throughout the country. Lax United Marketing syndicated every game not available on ESPN2, including the second MLL Semi-Final from Boston to top regional sports networks such as Comcast Sports Net, Fox Sports Net, Cox Sports, Time Warner Cable, Charter Communications, BrightHouse, Charter Sports and CN8.

In 2010, ESPN2 aired a total of 6 MLL games, including live broadcasts of the All-Star Game (July 8) from Boston, as well as the first Semi-Final game (August 21) and the MLL Championship Game presented by Warrior (August 22) from Annapolis.

In 2011, all 36 regular season games in addition to the 2011 Sports Authority MLL All-Star Game (July 9) and the 2011 Sports Authority MLL Championship Weekend presented by Warrior (August 27 and 28), were broadcast in syndication. Every MLL game was streamed live on ESPN3.com in HD, and a total of six MLL games including the All-Star Game and the Championship Weekend were broadcast live on ESPN2.

In 2012, MLL announced a major television agreement with CBS Sports Network that brought 14 live games in HD to CBS along with all 18 episodes of "Inside the MLL." Six games also aired live on ESPN2, bringing the total number of nationally televised live games to 20 last season. ESPN3 also streamed 46 live games on ESPN3.com.

In, 2013, MLL recently announced an increase to their television agreement with CBS Sports Network that brought 20 live games, up from 14 in 2012, in HD to CBS along with all 18 episodes of "Inside the MLL," the league's 30-minute magazine show. Additionally, six games were aired live on ESPN2, which brought the total number of nationally televised live games to 26 in the 2013 season.

This Season

In 2014, MLL announced a record-high 24 live games to the CBS Sports Network. The league will also broadcast 20 games on ESPN3 and 16 games on YouTube.



MLL YEAR-BY-YEAR HISTORY

2013

2013 MLL LEADERS

Points..... 55, Bocklet, Den./Crowley, Ham.
Goals.....42, Bocklet, Den.
Assists.....26, Walters, Ham.
Two-Point Goals.....8, Striebel, Roc.
Ground Balls..... 113, Eck, Bos.
Shots on Goal.....99, Rabil, Bos.
Faceoff Pct.641, Gurenlian, L.I.
PPG..... 10, Westervelt, Che.
SHG..... 1, Six Players
GWG..... 2, 12 Players
Penalty Minutes..... 15.5, Spallina, Che.
Saves.....209, Adams, N.Y.
Save Pct.597, Schwartzman, Den.
Goals Agst. Avg..... 9.7, Schwartzman, Den.

2013 MLL STANDINGS

Team	W	L	GB	PCT	GF	GA	H	A
Denver	14	0	-	1.000	226	136	7-0	7-0
Chesapeake	9	5	5	.643	181	149	5-2	4-3
Hamilton	9	5	5	.643	170	168	5-2	4-3
Charlotte	7	7	7	.500	178	179	4-3	3-4
Rochester	6	8	8	.429	152	171	3-4	3-4
Boston	5	9	9	.357	178	202	3-4	2-5
New York	4	10	10	.286	144	173	3-4	1-6
Ohio	2	12	12	.143	130	181	1-6	1-6

2013 MLL PLAYOFFS

#1 Denver	Charlotte (17-14)	
#4 Charlotte		Chesapeake (10-9)
#2 Chesapeake	Chesapeake (13-12)	
#3 Hamilton		

2013 MLL AWARDS

MVP Kevin Crowley, Ham. **Coach of the Year** Jim Stagnitta, Den.
Defensive Player of the Year.....Lee Zink, Den. **Most Improved Player**.....Drew Snider, Den.
Offensive Player of the Year...Kevin Crowley, Ham. **Rookie of the Year**..... Rob Pannell, N.Y.
Goalkeeper of the Year... Jesse Schwartzman, Den.

All-MLL Team

Attack: Chris Bocklet (Denver), Brendan Mundorf (Denver), Matt Danowski (Charlotte)

Midfield: Kevin Crowley (Hamilton), Paul Rabil (Boston), Jeremy Sieverts (Denver)

Defense: Tucker Durkin (Hamilton), Mike Evans (Chesapeake), Brodie Merrill (Hamilton), Lee Zink (Denver)

Goalkeeper: Jessie Schwartzman (Denver)

Face-off Specialist: Greg Gurenlian (New York)

2013 MLL TEAM STATISTICS

TEAM	GB	Shots	SPCT	SOG	Faceoffs	FOPCT
Boston	461	601	.296	391	248-431	0.575
Charlotte	443	607	.293	379	192-411	0.467
Chesapeake	389	630	.287	405	178-381	0.467
Denver	461	657	.344	413	219-415	0.528
Hamilton	482	595	.286	363	190-390	0.487
New York	441	561	.257	315	234-370	0.632
Ohio	348	540	.241	332	140-360	0.389
Rochester	430	560	.271	345	166-378	0.439

2013 MLL ATTENDANCE

TEAM	TOTAL	AVG
Denver	66,263	9,466
Chesapeake.....	60,172.....	8,596
Boston	57,079.....	8,154
Charlotte	26,706.....	3,815
New York.....	23,498.....	3,356
Ohio	21,183.....	3,026
Hamilton.....	15,031.....	2,147
Rochester	13,943.....	1,991
TOTALS:.....	283,875	5,069



MLL YEAR-BY-YEAR HISTORY

2012

2012 MLL LEADERS

Points.....	72, Rabil, Bos.
Goals.....	38, Poskay, Bos.
Assists.....	39, Boyle, Bos.
Two-Point Goals.....	15, Dixon, Che.
Ground Balls.....	124, Gurenlian, L.I.
Shots on Goal.....	85, Rabil, Bos.
Faceoff Pct.602, Gurenlian, L.I.
PPG.....	9, Poskay, Bos.
SHG.....	2, Four Players
GWG.....	4, Rabil, Bos./Kimmel, Che.
Penalty Minutes.....	18, Spallina, Che.
Saves.....	185, Ghitelman, Cha.
Save Pct.551, Ghitelman, Cha.
Goals Agst. Avg.....	10.5, Turner, Che.

2012 MLL STANDINGS

Team	W	L	GB	PCT	GF	GA	H	A
Denver	11	3	-	.786	229	168	5-2	6-1
Chesapeake	10	4	1	.714	202	156	5-2	5-2
Boston	9	5	2	.643	217	172	5-2	4-3
Long Island	8	6	3	.571	178	174	5-2	3-4
Rochester	7	7	4	.500	170	184	5-2	2-5
Charlotte	5	9	6	.357	160	214	3-4	2-5
Hamilton	4	10	7	.286	172	210	2-5	2-5
Ohio	2	12	9	.143	175	225	1-6	1-6

2012 MLL PLAYOFFS

#1 Denver	Denver (13-12)	
#4 Long Island		Chesapeake (16-6)
#2 Boston	Chesapeake (16-10)	
#3 Chesapeake		

2012 MLL AWARDS

MVP	Brendan Mundorf, Den.	Coach of the Year	Joe Spallina, L.I.
Defensive Player of the Year	Lee Zink, Den.	Most Improved Player	Jeremy Sieverts, Den.
Offensive Player of the Year	Paul Rabil, Bos.	Rookie of the Year	Matt Gibson, L.I.
Goalkeeper of the Year	Drew Adams, L.I.		

All-MLL Team

Attack: Ned Crotty (Rochester), **Brendan Mundorf (Denver)**, Ryan Boyle (Boston)
Midfield: Paul Rabil (Boston), Kyle Dixon (Chesapeake), Max Seibald (Long Island)
Defense: Brodie Merrill (Hamilton), Kyle Hartzell (Ohio), Michael Evans (Chesapeake), **Lee Zink (Denver)**
Goalkeeper: Drew Adams (Long Island)
Face-off Specialist: Greg Gurenlian (Long Island)

2012 MLL TEAM STATISTICS

TEAM	GB	Shots	SPCT	SOG	Faceoffs	FOPCT
Boston	485	687	0.301	421	245-417	0.588
Charlotte	423	577	0.253	335	146-401	0.364
Chesapeake	430	643	0.271	391	196-369	0.531
Denver	482	621	0.348	385	205-430	0.477
Hamilton	474	555	0.301	360	225-414	0.543
Long Island	503	584	0.283	342	230-384	0.599
Ohio	389	564	0.284	354	191-418	0.457
Rochester	427	578	0.272	348	169-381	0.444

2012 MLL ATTENDANCE

TEAM	TOTAL	AVG
Boston	67,534.....	9,647
Chesapeake.....	66,668.....	9,524
Denver.....	59,471	8,495
Charlotte	39,988.....	5,712
Rochester	25,548.....	3,649
Ohio	24,876.....	3,553
Long Island	17,147.....	2,449
Hamilton.....	12,864.....	1,837
TOTALS:.....	314,096	5,608



MLL YEAR-BY-YEAR HISTORY

2011

2011 MLL LEADERS

Points.....52, Crotty, Roc./Rabil, Bos.
Goals..... 30, Mundorf, Den./Poskay, Bos.
Assists..... 21, N. Crotty, Roc.
Two-Point Goals..... 7, M. Danowski, L.I.
Ground Balls..... 77, B. Merrill, Ham.
Shots on Goal..... 86, P. Rabil, Bos.
Faceoff Pct.595, C. Eck, Bos.
PPG..... 7, Westervelt, Den./Catalino, Roc.
SHG.....3, B. Mundorf, Den.
GWG..... 3, B. Ross, Bos.
Penalty Minutes..... 20.5, B. Spallina, L.I.
Saves.....176, D. Adams, Den.
Goals Agst. Avg... 9.9, J. Schwartzman, Den.

2011 MLL STANDINGS

Team	W	L	GB	PCT	GF	GA	H	A
Boston	9	3	-	.750	173	142	4-2	5-1
Denver	7	5	2	.583	156	135	2-4	5-1
Hamilton	7	5	2	.583	155	150	2-4	5-1
Chesapeake	6	6	3	.500	139	162	2-4	4-2
Chicago	5	7	4	.417	138	151	3-3	2-4
Toronto	2	10	7	.167	143	164	1-5	1-5

2011 MLL PLAYOFFS

#1 Boston	Boston (14-13)	
#4 Chesapeake		Boston (10-9)
#2 Denver	Hamilton (11-9)	
#3 Hamilton		

2011 MLL AWARDS

MVPPaul Rabil, Bos.
Defensive Player of the Year.. Brodie Merrill, Tor.
Offensive Player of the YearPaul Rabil, Bos.
Sportsman of the Year..... Greg Bice, Roc.

Goalkeeper of the Year Drew Adams, L.I.
Coach of the Year Bill Daye, Bos.
Most Improved Player Stephen Peyser, L.I.
Rookie of the Year Jeremy Boltus, Ham.

All-MLL Team

Attack: Ned Crotty (Rochester), **Brendan Mundorf (Denver)**, Matt Danowski (Long Island)

Midfield: Paul Rabil (Boston), Stephen Peyser (Long Island), Joe Walters (Hamilton)

Defense: Brodie Merrill (Hamilton), Kyle Sweeney (Boston), Michael Evans (Chesapeake), Mitch Belisle (Boston)

Goalkeeper: Drew Adams (Long Island)

Face-off Specialist: Chris Eck (Boston)

2011 MLL TEAM STATISTICS

TEAM	GB	Shots	SPCT	SOG	Faceoffs	FOPCT
Boston	368	567	.289	368	190-340	.559
Chesapeake	398	528	.244	296	181-333	.544
Denver	400	529	.284	323	161-319	.505
Hamilton	410	478	.316	310	172-340	.506
Long Island	399	507	.245	311	137-310	.442
Rochester	352	488	.275	306	147-334	.440

2011 MLL ATTENDANCE

TEAM	TOTAL	AVG
Denver	73,989	12,331
Boston	51,971.....	8,661
Chesapeake	48,968.....	8,161
Rochester	25,842.....	4,307
Long Island	22,966.....	3,827
Hamilton	7,287.....	1,214
TOTALS:	231,023	6,417



MLL YEAR-BY-YEAR HISTORY

2010

2010 MLL LEADERS

Points.....	52, M. Poskay, Bos.
Goals.....	45, M. Poskay, Bos.
Assists.....	25, R. Boyle, Bos.
Two-Point Goals.....	11, K. Dixon, Che.
Ground Balls.....	61, C. Eck, Bos.
Shots on Goal.....	72, M. Poskay, Bos.
Faceoff Percentage	590, A. Smith, Was.
Power-Play Goals	10, M. Poskay, Bos.
Shorthanded Goals.....	2, K. Dixon, Che.
Game-Winning Goals	4, M. Poskay, Bos.
Penalty Minutes.....	18, G. Snider, Tor.
Saves.....	176, K. Turner, Bos.
Goals Agst. Avg.....	11.5, D. Adams, L.I.

2010 MLL STANDINGS

Team	W	L	GB	PCT	GF	GA	H	A
Denver	8	4	-	.667	158	148	5-1	3-3
Boston	8	4	-	.667	174	141	5-1	3-3
Long Island	7	5	1	.583	141	139	4-2	3-3
Chesapeake	6	6	2	.500	161	158	3-3	3-3
Chicago	4	8	4	.333	157	171	3-3	1-5
Toronto	3	9	5	.250	132	166	1-5	2-4

2010 MLL PLAYOFFS

#1 Boston	Chesapeake (13-9)
#4 Chesapeake	Chesapeake (13-9)
#2 Denver	Long Island (16-12)
#3 Long Island	

2010 MLL AWARDS

MVP Matt Poskay, Bos.
Defensive Player of the Year.. Brodie Merrill, Tor.
Offensive Player of the Year Matt Poskay, Bos.
Sportsman of the Year..... Tim Goettelmann, L.I.

Goalkeeper of the Year Kip Turner, Bos.
Coach of the Year Jim Mule, L.I.
Most Improved Player Peet Poillon, Che.
Rookie of the Year Ned Crotty, Chi.

All-MLL Team

Attack: Matt Poskay (Boston), Mike Leveille (Chicago), Matt Danowski (Long Island)

Midfield: Paul Rabil (Boston), Peet Poillon (Chesapeake), **Max Seibald (Denver)**

Defense: Brodie Merrill (Toronto), Michael Evans (Chesapeake), **Lee Zink (Denver), Matt Bocklet (Denver)**

Goalkeeper: Drew Adams (Long Island)

Face-off Specialist: Alex Smith (Chesapeake)

2010 MLL TEAM STATISTICS

TEAM	GB	Shots	SPCT	SOG	Faceoffs	FOPCT
Boston	357	560	.311	367	178-332	.536
Chesapeake	324	578	.279	368	204-365	.559
Chicago	358	538	.292	334	181-367	.493
Denver	357	539	.293	328	166-352	.472
Long Island	361	508	.278	304	168-327	.514
Toronto	325	456	.289	302	148-333	.444

2010 MLL ATTENDANCE

TEAM	TOTAL	AVG
Denver	64,669	10,778
Boston	49,540	8,256
Chesapeake	26,474	4,412
Long Island	18,786	3,131
Toronto	16,379	2,729
Chicago	14,185	2,364
TOTALS:	190,033	5,278



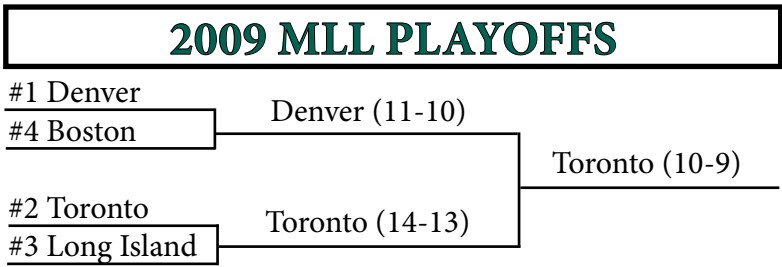
2009

2009 MLL LEADERS

Points.....	53, P. Rabil, Bos.
Goals.....	44, M. Thomson, Tor.
Assists.....	23, R. Boyle, Bos.
Two-Point Goals.....	10, K. Dixon, Che.
Ground Balls.....	87, G. Snider, Tor.
Shots on Goal.....	68, P. Rabil, Bos.
Faceoff Percentage	590, A. Smith, Was.
Power-Play Goals	9, S. Berger, L.I.
Shorthanded Goals.....	1, Several Players
Game-Winning Goals ..	3, B. Langtry, Den.
Penalty Minutes.....	16:30, G. Snider, Tor.
Saves.....	176, K. Turner, Bos.
Goals Agst. Avg. ...	11.3, J. Schwartzman, Den.

2009 MLL STANDINGS

Team	W	L	GB	PCT	GF	GA	H	A
Denver	9	3	-	.750	166	138	4-2	5-1
Toronto	7	5	2	.583	184	172	4-2	3-3
Boston	6	6	3	.500	173	150	3-3	3-3
Long Island	6	6	3	.500	125	144	3-3	3-3
Washington	5	7	4	.417	148	175	2-4	3-3
Chicago	3	9	6	.250	159	176	2-4	1-5



2009 MLL AWARDS

- | | |
|---|---|
| <p>MVP.....Paul Rabil, Bos.</p> <p>Defensive Player of the Year.. Brodie Merrill, Tor.</p> <p>Offensive Player of the Year</p> <p>Sportsman of the Year.....Tim Goettelmann, L.I.</p> | <p>Goalkeeper of the Year..Jesse Schwartzman, Den.</p> <p>Coach of the Year</p> <p>Most Improved Player..... Chris Eck, Bos.</p> <p>Rookie of the Year..... Dan Hardy, Den.</p> |
|---|---|

All-MLL Team

Attack: Merrick Thomson (Toronto), Kevin Leveille (Chicago), **Brendan Mundorf (Denver)**

Midfield: Paul Rabil (Boston), Kyle Dixon (Washington), Joe Walters (Toronto)

Defense: Brodie Merrill (Toronto), Kyle Sweeney (Boston), **Lee Zink (Denver), Matt Bocklet (Denver)**

Goalkeeper: Jesse Schwartzman (Denver)

Face-off Specialist: Alex Smith (Washington)

2009 MLL TEAM STATISTICS

TEAM	GB	Shots	SPCT	SOG	Faceoffs	FOPCT
Boston	377	566	.306	371	196-359	.546
Chicago	278	515	.309	334	169-362	.467
Denver	296	546	.304	336	135-348	.388
Long Island	377	463	.270	283	159-313	.508
Toronto	410	536	.343	365	199-398	.500
Washington	271	595	.249	379	217-370	.586

2009 MLL ATTENDANCE

TEAM	TOTAL	AVG
Denver	60,764	10,127
Boston	48,478.....	8,079
Washington	26,518.....	4,419
Long Island	25,822.....	4,303
Toronto	23,080.....	3,846
Chicago	15,414.....	2,569
TOTALS:	200,076	5,557



2008

2008 MLL LEADERS

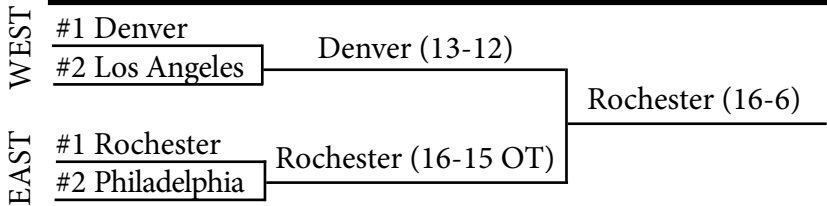
Points.....	64, J. Grant Jr., Roc.
Goals.....	47, J. Grant Jr., Roc.
Assists.....	29, C. Gill, Was.
Two-Point Goals.....	5, K. Dixon, Was.
Ground Balls.....	100, P. Vlahakis, L.I.
Shots on Goal.....	93, J. Grant Jr., Roc.
Faceoff Percentage.....	630, A. Smith, Was.
Power-Play Goals.....	8, K. Leveille, Chi.
Shorthanded Goals.....	1, Several Players
Game-Winning Goals....	3, M. Poskay, Bos.
Penalty Minutes.....	20:30, J. Reid, Roc.
Saves.....	176, K. Turner, Bos.
Goals Agst. Avg.....	12.8, M. Jarboe, L.A.

2008 MLL STANDINGS

Western Conference								
Team	W	L	GB	PCT	GF	GA	H	A
Denver	8	4	-	.667	173	160	6-0	2-4
Los Angeles	7	5	1	.583	173	157	3-3	4-2
San Francisco	4	8	4	.333	149	173	2-4	2-4
Chicago	3	9	5	.250	158	168	3-3	0-6

Eastern Conference								
Team	W	L	GB	PCT	GF	GA	H	A
Rochester	9	3	-	.750	202	161	4-2	5-1
Philadelphia	7	5	2	.583	166	173	3-2	4-3
Boston	7	5	2	.583	182	166	4-3	3-2
New Jersey	6	6	3	.500	171	179	2-4	4-2
Long Island	5	7	4	.417	188	194	2-4	3-3
Washington	4	8	5	.333	156	187	2-4	2-4

2008 MLL PLAYOFFS



2008 MLL AWARDS

MVP.....	John Grant Jr., Roc.
Defensive Player of the Year...	Brodie Merrill, Tor.
Offensive Player of the Year ...	John Grant Jr., Roc.
Sportsman of the Year.....	Tom Zummo, Bos.
Goalkeeper of the Year.....	Mickey Jarboe, L.A.
Coach of the Year.....	Tony Resch, Phi.
Most Improved Player.....	Merrick Thomson, N.J.
Rookie of the Year.....	Kevin Huntley, L.A.

All-MLL Team

Attack: John Grant, Jr. (Rochester), Kevin Leveille (Chicago), Merrick Thomson (New Jersey)
Midfield: Brian Langtry (Denver), Matt Striebel (Philadelphia), Joe Walters (Rochester)
Defense: Eric Martin (San Francisco), Brodie Merrill (Rochester), Kyle Sweeney (Philadelphia)
Goalkeeper: Mickey Jarboe (Los Angeles), Rob Scherr (New Jersey)
Face-off Specialist: Alex Smith (Rochester)

2008 MLL TEAM STATISTICS

TEAM	GB	Shots	SPCT	SOG	Faceoffs	FOPCT
Philadelphia	362	557	.298	366	180-386	.466
Boston	419	617	.295	421	176-393	.448
Chicago	417	498	.317	339	177-372	.476
Denver	378	526	.329	359	186-385	.483
Long Island	493	604	.311	383	250-429	.583
Los Angeles	415	617	.280	386	184-376	.489
New Jersey	403	528	.324	332	168-397	.423
Rochester	487	548	.369	401	250-399	.627
San Francisco	376	522	.285	342	199-368	.541
Washington	372	543	.287	362	174-387	.450

2008 MLL ATTENDANCE

TEAM	TOTAL	AVG
Denver	65,118	10,853
Boston	58,191.....	8,313
Washington	24,926.....	4,154
Los Angeles	21,885.....	3,647
Long Island	21,330.....	3,555
Philadelphia	17,573.....	3,514
Rochester	20,430.....	3,405
San Francisco .	16,851.....	2,808
Chicago	13,116.....	2,186
New Jersey	11,522.....	1,920
TOTALS:	270,942	4,515



2007

2007 MLL LEADERS	
Points.....	71, J. Grant Jr., Roc.
Goals.....	44, J. Grant Jr., Roc.
Assists.....	47, S. Ford, L.A.
Two-Point Goals.....	5, S. Lindsay, L.A.
Ground Balls.....	101, B. Merrill, Roc.
Shots on Goal.....	92, J. Grant Jr., Roc.
Faceoff Percentage596, P. Vlahakis, L.I.
Power-Play Goals	7, K. Leveille, Chi.
Shorthanded Goals.....	1, Several Players
Game-Winning Goals	4, R. Boyle, Phi. R. Colsey, Phi.
Penalty Minutes.....	14:00, Z. Heffner, Chi.
Saves.....	207, C. Garrity, Was.
Goals Agst. Avg.....	11.1, M. Jarboe, L.A.

2007 MLL STANDINGS

Western Conference									
Team	W	L	GB	PCT	GF	GA	H	A	
Los Angeles	9	3	-	.750	190	138	6-0	3-3	
Denver	7	5	2	.583	190	174	5-1	2-4	
San Francisco	4	8	5	.333	157	180	3-3	1-5	
Chicago	3	9	6	.250	162	218	3-3	0-6	

Eastern Conference									
Team	W	L	GB	PCT	GF	GA	H	A	
Rochester	9	3	-	.750	208	153	5-1	4-2	
Philadelphia	9	3	-	.750	175	139	6-0	3-3	
Long Island	5	7	4	.417	156	162	4-2	1-5	
Boston	5	7	4	.417	169	179	3-3	2-4	
Washington	5	7	4	.417	134	190	2-4	3-3	
New Jersey	4	8	5	.333	155	163	3-3	1-5	

2007 MLL PLAYOFFS

#1 Philadelphia	Philadelphia (13-12 OT)	
#4 Denver		Philadelphia (16-13)
#2 Los Angeles	Los Angeles (15-14)	
#3 Rochester		

2007 MLL AWARDS

MVPJohn Grant Jr., Roc. Defensive Player of the Year ...Brodie Merrill, Tor. Offensive Player of the Year ...John Grant Jr., Roc. Sportsman of the YearGreg Bice, L.A.	Goalkeeper of the YearBrian Dougherty, Phi. Coach of the YearJohn Tucker, L.A. Most Improved Player Spencer Ford, L.A. Rookie of the YearAlex Smith, Roc.
---	--

All-MLL Team

Attack: Ryan Boyle (Philadelphia), Spencer Ford (Los Angeles), John Grant, Jr. (Rochester)
Midfield: Kyle Dixon (Washington), Sean Lindsay (Los Angeles), Matt Striebel (Philadelphia)
Defense: Brodie Merrill (Rochester), Brian Spallina (Philadelphia), Kyle Sweeney (Philadelphia)
Goalkeeper: Brian Dougherty (Philadelphia)
Face-off Specialist: Alex Smith (Rochester)

2007 MLL TEAM STATISTICS

TEAM	GB	Shots	SPCT	SOG	Faceoffs	FOPCT
Boston	415	564	341	.605	184-392	.469
Chicago	421	512	348	.680	203-427	.475
Denver	347	581	402	.692	223-419	.532
Long Island	426	561	359	.640	212-366	.579
Los Angeles	413	638	404	.633	192-372	.516
New Jersey	396	556	347	.624	150-364	.412
Philadelphia	394	557	365	.655	193-358	.539
Rochester	471	596	429	.720	233-415	.561
San Francisco	411	512	346	.676	181-385	.470
Washington	374	538	327	.608	165-371	.445

2007 MLL ATTENDANCE

TEAM	TOTAL	AVG
Denver	63,552	10,592
Boston	51,551.....	8,591
Long Island	26,588.....	4,431
Rochester	23,563.....	3,927
Los Angeles ...	21,799.....	3,633
San Francisco .	18,752.....	3,125
Washington ...	16,879.....	2,813
New Jersey	15,883.....	2,647
Philadelphia ...	13,756.....	2,292
Chicago	13,460.....	2,243
TOTALS:	265,783	4,429



2006

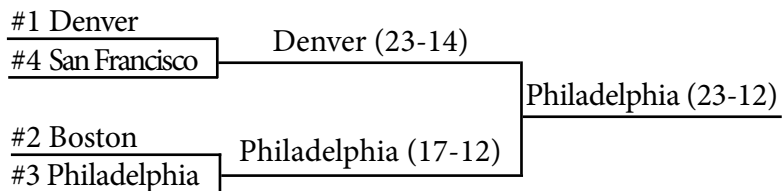
2006 MLL LEADERS

Points.....	62, C. Gill, Bos.
Goals.....	38, M. Brown, Den.
Assists.....	33, C. Gill, Bos.
Two-Point Goals.....	8, J. Sonke, Den.
Ground Balls.....	101, A. Corno, N.J.
Shots on Goal.....	78, M. Millon, Bal.
Faceoff Percentage602, P. Vlahakis, L.I.
Power-Play Goals	7, M. Millon, Bal. M. Alrich, S.F.
Shorthanded Goals.....	2, J. Grant Jr., Roc.
Game-Winning Goals	4, B. Prager, Phi. R. Colsey, Phi.
Penalty Minutes.....	10:30, J. Grant Jr., Roc.
Saves.....	228, T. Johnson, L.A.
Goals Agst. Avg.....	11.4, C. Cattrano, L.I.

2006 MLL STANDINGS

Western Conference								
Team	W	L	PTS	PCT	GF	GA	H	A
Denver	10	2	20	.833	197	148	4-2	6-0
San Francisco	7	5	14	.583	179	170	3-3	4-2
Los Angeles	6	6	12	.500	148	150	2-4	4-2
Chicago	0	12	0	.000	126	196	0-6	0-6
Eastern Conference								
Team	W	L	PTS	PCT	GF	GA	H	A
Philadelphia	10	2	20	.833	172	136	5-1	5-1
Boston	8	4	16	.667	177	162	5-1	3-3
Long Island	5	7	10	.417	147	139	3-3	2-4
New Jersey	5	7	10	.417	169	166	4-2	1-5
Rochester	5	7	10	.417	152	159	4-2	1-5
Baltimore	4	8	8	.333	156	197	4-2	0-6

2006 MLL PLAYOFFS



2006 MLL AWARDS

MVP.....Ryan Powell, S.F.	Goalkeeper of the Year.....Brian Dougherty, Phi.
Defensive Player of the Year...Brodie Merrill, Tor.	Coach of the Year.....Tony Resch, Phi.
Offensive Player of the Year.....Ryan Powell, S.F.	Most Improved Player.....John Christmas, Bos.
Sportsman of the Year.....Michael Culver, Chi.	Rookie of the Year.....Matt Ward, Bal.

All-MLL Team

Attack: Conor Gill (Boston), Ryan Powell (San Francisco), Ryan Boyle (Philadelphia)
Midfield: Roy Colsey (Philadelphia), **Mike Law (Denver), Jeff Sonke (Denver)**
Defense: Brodie Merrill (Rochester.), Eric Martin (San Francisco), Nicky Polanco (Long Island)
Goalkeeper: Brian Dougherty (Philadelphia)
Face-off Specialist: Andy Corno (New Jersey)

2006 MLL TEAM STATISTICS

TEAM	GB	Shots	SPCT	SOG	Faceoffs	FOPCT
Baltimore	394	606	.257	355	198-400	.495
Boston	433	554	.319	352	199-385	.517
Chicago	400	537	.235	365	171-362	.472
Denver	361	648	.304	454	203-400	.508
Long Island	504	561	.262	353	198-332	.596
Los Angeles	344	615	.241	395	178-340	.524
New Jersey	396	639	.264	396	197-385	.512
Philadelphia	341	563	.306	369	152-354	.429
Rochester	422	537	.283	348	163-356	.458
San Francisco	376	541	.331	387	196-393	.499

2006 MLL ATTENDANCE

TEAM	TOTAL	AVG
Denver	69,806	11,634
Boston	35,417.....	5,902
Los Angeles	25,188.....	4,198
Rochester	23,620.....	3,936
San Francisco ..	20,286.....	3,381
New Jersey	19,045.....	3,174
Long Island	18,811.....	3,135
Baltimore	17,841.....	2,973
Philadelphia ...	14,488.....	2,414
Chicago	13,212.....	2,202
TOTALS:	257,714	4,295



2005

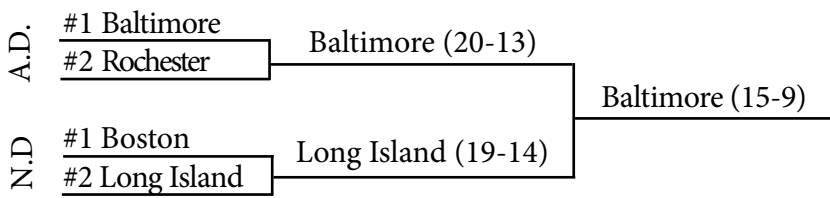
2005 MLL LEADERS	
Points.....	64, G. Gait, Bal.
Goals.....	43, G. Gait, Bal.
Assists.....	34, C. Gill, Bos.
Two-Point Goals.....	9, M. Frye, Bal.
Ground Balls.....	94, P. Cantabene, Bal.
Shots on Goal.....	90, M. Millon, Bal.
Faceoff Percentage602, P. Vlahakis, L.I.
Power-Play Goals	9, K. Leveille, Bal.
Shorthanded Goals.....	2, M. Millon, Bal.
Game-Winning Goals	4, K. Leveille, Bal.
Penalty Minutes.....	14:00, L. Zink, Bal. R. Curtis, Bos.
Saves.....	223, C. Garrity, Bos.
Goals Agst. Avg.....	12.4, C. Garrity, Bos.

2005 MLL STANDINGS

American Division									
Team	W	L	PTS	PCT	GF	GA	H	A	
Boston	10	2	20	.833	191	151	5-2	5-0	
Long Island	4	8	8	.333	174	180	2-3	2-5	
Philadelphia	4	8	8	.333	153	186	1-5	3-3	

National Division									
Team	W	L	PTS	PCT	GF	GA	H	A	
Baltimore	10	2	20	.833	227	150	4-1	6-1	
Rochester	6	6	12	.500	173	185	3-4	3-2	
New Jersey	2	10	4	.167	140	206	0-6	2-4	

2005 MLL PLAYOFFS



2005 MLL AWARDS

CO-MVPS..... Gary Gait, Bal./Mark Millon, Bos. Defensive Player of the Year... Nicky Polanco, L.I. Offensive Player of the Year ... Casey Powell, Roc. Sportsman of the Year Pat McCabe, L.I.	Goalkeeper of the Year..... Chris Garrity, Bos. Coach of the Year Scott Hiller, Bos. Most Improved Player..... Andrew Combs, Roc. Rookie of the Year Brodie Merrill, Bal.
--	--

All-MLL Team

- Attack:** Gary Gait (Baltimore), Mark Millon (Boston), Casey Powell (Rochester)
Midfield: Chris Fiore (Boston), Mark Frye (Baltimore), Blake Miller (Long Island)
Defense: Shawn Nadelen (Baltimore), Chris Passavia (Boston), Nicky Polanco (Long Island)
Goalkeeper: Chris Garrity (Boston)
Face-off Specialist: Paul Cantabene (Baltimore)

2005 MLL TEAM STATISTICS

TEAM	GB	Shots	SPCT	SOG	Faceoffs	FOPCT
Baltimore	493	660	0.344	438	244-420	.581
Boston	458	611	0.313	397	192-382	.503
Long Island	443	577	0.302	396	168-399	.421
New Jersey	380	593	0.236	346	169-334	.506
Philadelphia	342	521	0.294	335	180-376	.479
Rochester	414	571	0.303	382	196-392	.500

2005 MLL ATTENDANCE

TEAM	TOTAL	AVG
Boston	39,508.....	5,644
Baltimore	24,188.....	4,837
New Jersey	25,011.....	4,168
Long Island	19,355.....	3,871
Rochester	27,019.....	3,859
Philadelphia ...	17,959.....	2,993
TOTALS:	153,040	4,251



2004

2004 MLL LEADERS

Points.....	66, C. Gill, Bos.
Goals.....	46, B. Miller, Phi.
Assists.....	40, C. Gill, Bos.
Two-Point Goals.....	9, R. Colsey, Phi.
Ground Balls.....	154, P. Cantabene, Bal.
Shots on Goal.....	91, M. Millon, Bal.
Faceoff Percentage ..	.622, P. Cantabene, Bal.
Power-Play Goals	7, K. Leveille, Bal. J. Sonke, Bal.
Shorthanded Goals	2, B. Miller, Phi. M. Millon, Bal.
Game-Winning Goals	3, J. Sonke, Bal.
Penalty Minutes.....	15:30, J. Jalbert, L.I.
Saves.....	233, G. Cattrano, Phi.
Goals Agst. Avg.....	12.6, T. Johnson, Roc.

2004 MLL STANDINGS

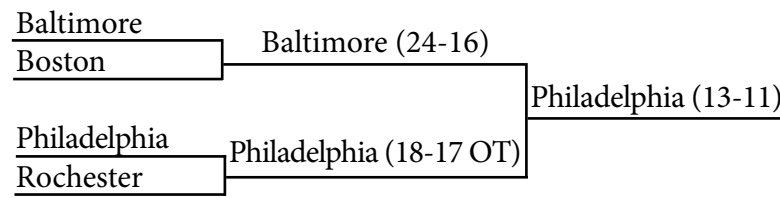
American Division

Team	W	L	PTS	PCT	GF	GA	H	A
Boston	7	4	15	.625	216	228	4-3	3-1
Philadelphia	7	5	14	.583	203	191	3-3	4-2
Long Island	4	6	8	.400	150	161	1-3	3-3

National Division

Team	W	L	PTS	PCT	GF	GA	H	A
Baltimore	7	4	15	.625	201	185	1-4	6-0
Rochester	7	4	14	.636	194	155	4-2	3-2
New Jersey	1	10	2	.091	155	199	0-5	1-5

2004 MLL PLAYOFFS



2004 MLL AWARDS

- | | |
|--|---|
| MVP.....Conor Gill, Bos. | Goalkeeper of the Year..... Greg Cattrano, Bal. |
| Defensive Player of the Year...Nicky Polanco, L.I. | Coach of the YearSal LoCascio, Phi. |
| Offensive Player of the YearBlake Miller, Phi. | Rookie of the Year Ryan Boyle, Phi. |
| Sportsman of the Year.....Kevin Finneran, Phi | |

All-MLL Team

- Attack:** Conor Gill (Boston), Ryan Powell (Rochester), Mark Millon (Baltimore)
- Midfield:** Blake Miller (Philadelphia), Gary Gait (Baltimore), Jay Jalbert (Long Island)
- Defense:** Nicky Polanco (Long Island), John Gagliardi (Long Island), John Glatzel (Rochester)
- Goal:** Greg Cattrano (Philadelphia)
- Face-Off Specialist:** Paul Cantabene (Baltimore)

2004 MLL TEAM STATISTICS

TEAM	GB	Shots	SPCT	SOG	Faceoffs	FOPCT
Baltimore	528	714	.282	465	265-433	.612
Boston	400	628	.344	459	256-505	.507
Long Island	358	483	.311	328	136-301	.452
New Jersey	347	538	.288	368	163-376	.434
Philadelphia	394	605	.336	419	211-462	.457
Rochester	441	601	.323	431	181-387	.468

2004 MLL ATTENDANCE

TEAM	TOTAL	AVG
Boston	39,766.....	5,680
Rochester	31,242.....	5,207
Baltimore	25,948.....	4,324
New Jersey	16,177.....	3,235
Long Island	9,387.....	2,346
Philadelphia ...	13,875.....	2,312
TOTALS:	136,395	4,011



2003

2003 MLL LEADERS

Points.....	70, C. Powell, Roc.
Goals.....	50, J. Hubbard, N.J.
Assists.....	40, C. Gill, Bos.
Two-Point Goals.....	11, M. Regan, Bos.
Faceoff Percentage540, C. Cercy, L.I.
Power-Play Goals	8, A. Doneger, Roc.
Hat Tricks	11, J. Hubbard, N.J.
Save Percentage582, B. Dougherty, L.I.
Goals Agst. Avg.....	12.9, B. Dougherty, L.I.

2003 MLL STANDINGS

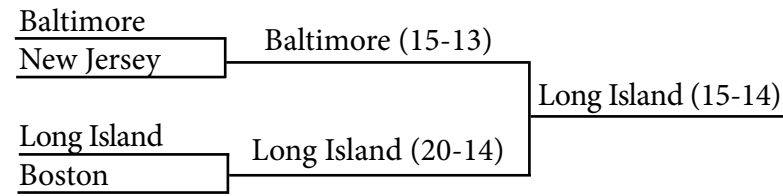
American Division

Team	W	L	PCT	PF	PA	H	A	DIV
Long Island	10	3	.769	177	155	3-1	5-2	3-1
Boston	7	6	.538	201	190	4-3	3-2	3-1
Bridgeport	1	11	.083	188	254	0-6	1-5	0-4

National Division

Team	W	L	PCT	PF	PA	H	A	DIV
Baltimore	8	5	.615	178	166	3-3	4-1	4-0
New Jersey	7	6	.538	197	177	4-2	3-3	2-2
Rochester	5	7	.417	202	201	2-4	3-3	0-4

2003 MLL PLAYOFFS



2003 MLL AWARDS

MVP..... Jay Jalbert, L.I.	Goalkeeper of the Year..... Brian Dougherty, L.I.
Defensive Player of the Year..... Ryan Curtis Bos.	Coch of the Year
Offensive Player of the Year Mark Millon, Bal.	Ted Georgalis, N.J.
	Rookie of the Year..... Adam Doneger, Roc.

2003 MLL TEAM STATISTICS

TEAM	GB	Shots	SPCT	2PG	Faceoffs	FOPCT
Baltimore	474	512	.326	11	182-362	.503
Boston	422	639	.294	13	192-407	.472
Long Island	466	525	.330	4	189-358	.528
New Jersey	398	644	.295	7	210-390	.538
Bridgeport	530	623	.279	15	225-466	.483
Rochester	461	607	.321	8	207-427	.485

2003 MLL ATTENDANCE

TEAM	TOTAL	AVG
Boston	30,674.....	4,382
Rochester	23,013.....	3,836
Long Island.....	14,100.....	3,525
Bridgeport	18,222.....	3,037
Baltimore	14,824.....	2,471
New Jersey	12,010.....	2,402
TOTALS:	112,843	3,319



2002

2002 MLL LEADERS

Points.....	68, C. Powell, L.I.
Goals.....	54, J. Hubbard, N.J.
Assists.....	30, C. Powell, L.I.
Two-Point Goals.....	7, M. Regan, Bos. R. Colsey, Bri.
Faceoff Percentage552, C. Cercy, Roc.
Power-Play Goals	9, M. Millon, Bal.
Hat Tricks	12, J. Hubbard, N.J.
Save Percentage613, G. Cattrano, Bal.
Goals Agst. Avg.....	12.0, B. Dougherty, Roc.

2002 MLL STANDINGS

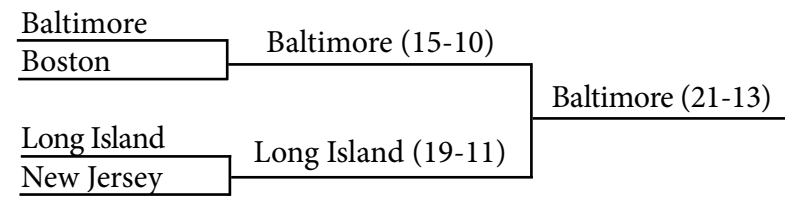
American Division

Team	W	L	PCT	PF	PA	H	A	DIV
Long Island	10	6	.625	265	228	4-3	5-2	4-4
Boston	7	8	.467	228	241	2-5	5-2	6-2
Bridgeport	3	11	.214	181	235	1-6	2-5	0-4

National Division

Team	W	L	PCT	PF	PA	H	A	DIV
Baltimore	12	4	.750	246	194	5-3	5-1	7-1
New Jersey	7	8	.467	213	238	4-3	3-4	2-6
Rochester	6	8	.429	173	180	3-4	3-4	3-5

2002 MLL PLAYOFFS



2002 MLL AWARDS

MVP	Greg Cattrano, Bal.
Defensive Player of the Year...	Christian Cook N.J.
Offensive Player of the Year	Mark Millon, Bal.
Goalkeeper of the Year	Greg Cattrano, Bal.
Coch of the Year	Scott Hiller, Bos.
Rookie of the Year	Conor Gill, Bos.

2002 MLL TEAM STATISTICS

TEAM	GB	Shots	SPCT	2PG	Faceoffs	FOPCT
Baltimore	515	592	.348	4	210-419	.501
Boston	472	688	.281	25	213-448	.475
Long Island	527	655	.341	6	205-440	.466
New Jersey	615	705	.272	10	227-444	.511
Bridgeport	500	618	.277	10	222-444	.500
Rochester	504	615	.276	3	215-389	.553

2002 MLL ATTENDANCE

TEAM	TOTAL	AVG
Rochester	31,319.....	4,476
Boston	24,657.....	4,110
Long Island	25,675.....	3,668
Bridgeport	21,657.....	3,610
Baltimore	26,981.....	3,373
New Jersey	18,058.....	3,010
TOTALS:	148,347	3,709



2001

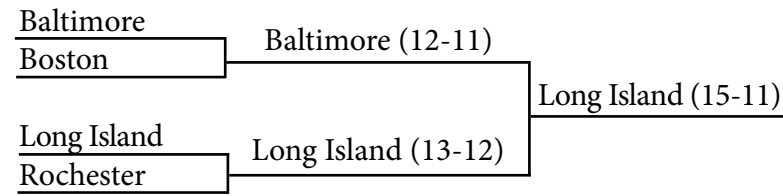
2001 MLL LEADERS	
Points.....	63, R. Powell, Roc.
Goals.....	44, J. Hubbard, N.J.
Assists.....	39, J. Hess, N.J.
Two-Point Goals.....	6, D. Evans, Bos.
Faceoff Percentage580, A. Towers, Bos.
Power-Play Goals	7, R. Colsey, Bri.
Hat Tricks	9, M. Millon, Bal.
Save Percentage585, G. Cattrano, Bal.
Goals Agst. Avg.....	11.7, B. Dougherty, Roc.

2001 MLL STANDINGS

<u>American Division</u>								
Team	W	L	PCT	PF	PA	H	A	DIV
Long Island	12	4	.750	244	219	5-2	5-2	7-1
Boston	3	12	.200	194	233	2-5	1-6	3-5
Bridgeport	3	11	.214	190	216	2-5	1-6	2-6

<u>National Division</u>								
Team	W	L	PCT	PF	PA	H	A	DIV
Baltimore	11	5	.688	218	198	6-1	4-3	5-3
Rochester	8	7	.533	197	172	4-3	4-3	4-4
New Jersey	8	6	.571	197	199	4-3	4-3	3-5

2001 MLL PLAYOFFS



2001 MLL AWARDS

MVP	Ryan Powell, Roc.	Goalkeeper of the Year	Greg Cattrano, Bal.
Defensive Player of the Year	Rob Doerr, Bal.	Coach of the Year	John DeTomasso, L.I.
Offensive Player of the Year ...	John Grant, Jr. Roc.	Rookie of the Year	Keith Cromwell, Bri.

2001 MLL TEAM STATISTICS

TEAM	GB	Shots	SPCT	2PG	Faceoffs	FOPCT
Baltimore	414	592	.323	4	209-384	.544
Boston	457	565	.308	9	201-415	.484
Long Island	470	626	.340	3	182-419	.434
New Jersey	469	577	.329	7	211-417	.506
Bridgeport	399	578	.318	6	198-417	.474
Rochester	497	567	.333	7	218-388	.562

2001 MLL ATTENDANCE

TEAM	TOTAL	AVG
Rochester	40,539.....	5791
Baltimore	29,093.....	4156
Boston	27,342.....	3906
Long Island.....	26,756.....	3822
Bridgeport	20,059.....	2866
New Jersey.	18,983.....	2712
TOTALS:	162,772	3,876



MLL CAREER RECORDS

Games Played

Rk.	Player	Games
1	Matt Striebel	150
2	Tim Goettelmann	133
3	Brian Spallina	132
4	Nicky Polanco	124
5	Nate Watkins	122
	Kyle Sweeney	122
7	Lee Zink	117
8	Brian Langtry	114
9	Brian Dougherty	105
10	Keith Cromwell	104
	Brodie Merrill	104

Goals

Rk.	Player	Goals
1	Tim Goettelmann	270
2	Kevin Leveille	262
3	John Grant, Jr.	253
4	Jesse Hubbard	247
5	Mark Millon	240
6	Scott Urick	238
7	Matt Poskay	235
8	Brendan Mundorf	229
9	Matt Streibel	215
10	Casey Powell	208

2-Point Goals

Rk.	Player	Goals
1	Kyle Dixon	51
2	Roy Colsey	33
3	Paul Rabil	30
4	Matt Danowski	26
5	Mike Regan	25
6	Jeff Sonke	24
7	Matt Striebel	22
8	Mark Frye	21
9	John Grant, Jr.	19
10	David Evans	17

Assists

Rk.	Player	Ast.
1	Ryan Boyle	254
2	Conor Gill	211
3	Casey Powell	193
4	Ryan Powell	180
6	John Grant, Jr.	131
5	Keith Cromwell	127
6	Joe Walters	123
8	Breandan Mundorf	118
7	Mark Millon	116
9	Matt Striebel	111

Points

Rk.	Player	Pts.
1	Ryan Boyle	422
2	Casey Powell	405
3	John Grant, Jr.	403
4	Ryan Powell	371
5	Tim Goettelmann	366
6	Conor Gill	360
	Mark Millon	360
8	Jesse Hubbard	352
9	Matt Striebel	348
10	Brendan Mundorf	347

Game-Winning Goals

Rk.	Player	Goals
1	Tim Goettelmann	14
2	Kevin Leveille	13
3	Roy Colsey	12
	John Grant, Jr.	12
5	Mark Millon	11
6	Brendan Mundorf	10
	Matt Poskay	10
	Drew Westervelt	10
9	Jeff Sonke	9
10	Tom Marechek	8
	Casey Powell	8

Ground Balls

Rk.	Player	GB
1	Brodie Merrill	715
2	Paul Cantabene	538
3	Greg Gurenlian	448
4	Doug Shanahan	429
5	Nicky Polanco	420
6	Chris Eck	408
7	Kyle Sweeney	398
8	Anthony Kelly	371
	Ryan McClay	371
10	Jay Jalbert	353

Faceoff Attempts

Rk.	Player	FOA
1	Anthony Kelly	2,443
2	Chris Cery	1,876
3	Paul Cantabene	1,861
	Peter Vlahakis	1,861
5	Greg Gurenlian	1,835
6	Alex Smith	1,767
7	Chris Eck	1,760
8	Doug Shanahan	1,620
9	Geoff Snider	1,612
10	David Jenkins	1,547



Faceoff Wins

Rk.	Player	FOW
1	Anthony Kelly	1,240
2	Peter Vlahakis	1,053
3	Alex Smith	1,034
4	Greg Gurenlian	1,029
5	Paul Cantabene	1,015
6	Chris Eck	1,009
7	Chris Cercy	981
8	Geoff Snider	825
9	Doug Shanahan	820
10	David Jenkins	767

Penalty Minutes

Rk.	Player	PIM
1	Brian Spallina	151.0
2	Nicky Polanco	88.0
3	Eric Martin	81.0
4	Jack Reid	76.5
5	Ryan Curtis	63.5
6	Chris Schiller	63.0
7	Jay Jalbert	61.5
8	Lee Zink	61.0
9	Chris Passavia	59.5
10	Geoff Snider	50.5

GOALIE RECORDS

Games Played

Rk.	Player	GP
1	Brian Dougherty	105
2	Chris Garrity	82
3	Jesse Schwartzman	80
4	Greg Cattrano	74
5	Kip Turner	61
6	Mike Gabel	60
7	Trevor Tierney	58
8	Brett Queener	57
9	Mike Levin	54
10	Mike Adams	53

Minutes Played

Rk.	Player	Min.
1	Brian Dougherty	5,945
2	Chris Garrity	4,688
3	Greg Cattrano	4,386
4	Jesse Schwartzman	4,352
5	Kip Turner	3,172
6	Trevor Tierney	3,140
7	Drew Adams	3,084
8	Mike Gabel	3,005
9	Mike Levin	2,594
10	Rob Scherr	2,458

Saves

Rk.	Player	Saves
1	Brian Dougherty	1,749
2	Chris Garrity	1,376
3	Greg Cattrano	1,325
4	Jesse Schwartzman	1,020
5	Trevor Tierney	859
6	Mike Gabel	858
7	Kip Turner	777
8	Rob Scherr	715
9	Drew Adams	713
10	Mike Levin	703

Save Pct. (Min. 1,000 minutes played)

Rk.	Player	Pct.
1	Tillman Johnson	.590
2	Brian Dougherty	.579
3	Greg Cattrano	.576
4	Brett Queener	.573
5	Jordan Burke	.571
6	Mickey Jarboe	.562
	Rob Scherr	.562
8	Jesse Schwartzman	.555
	Kip Turner	.555
10	Chris Garrity	.550

Goals Against Avg. (Min. 1,000 minutes played)

Rk.	Player	GAA
1	Jesse Schwartzman	11.28
2	Kip Turner	11.80
3	Drew Adams	11.89
4	Mickey Jarboe	11.93
5	Jordan Burke	12.14
6	John Galloway	12.56
7	Brett Queener	12.57
8	Brian Dougherty	12.84
9	Adam Ghitelman	12.95
10	Greg Cattrano	13.35

Goalkeeper Wins

Rk.	Player	W
1	Brian Dougherty	60
2	Jesse Schwartzman	58
3	Chris Garrity	44
4	Greg Cattrano	42
5	Trevor Tierney	33
	Kip Turner	33
7	Mike Levin	26
8	Drew Adams	24
9	Brett Queener	23
10	Jordan Burke	21



MLL SINGLE-SEASON INDIVIDUAL RECORDS

GOALS SCORED

Goals	Player	Team	Season
54	Jesse Hubbard	NJ	2002
50	Jesse Hubbard	NJ	2003
47	John Grant, Jr.	ROC	2008
46	Blake Miller	PHI	2004
45	Matt Poskay	BOS	2010
	Mark Millon	BAL	2003
44	Merrick Thomson	TOR	2009
	John Grant, Jr.	ROC	2007
	Mark Millon	BAL	2002
	Jesse Hubbard	NJ	2001

2-POINT GOALS

2PG	Player	Team	Season
15	Kyle Dixon	CHE	2012
11	Kyle Dixon	CHE	2010
	Mark Frye	BAL	2005
	Mike Regan	BOS	2003
10	Kyle Dixon	WAS	2009
9	Kyle Hartzell	OHIO	2012
8	Matt Striebel	ROC	2013
	Matt Striebel	ROC	2012
	Paul Rabil	BOS	2009
	Jeff Sonke	DEN	2006

Goals by a Rookie

Goals	Player	Team	Season
30	Kevin Huntley	LA	2008
28	Logan Schuss	OH	2013
26	Adam Doneger	ROC	2003
25	Rob Pannell	NY	2013
	Matt Poskay	BOS	2006
24	Eric Law	DEN	2013
	Paul Rabil	BOS	2008
23	Steven Brooks	CHI	2008
	Matt Ward	BAL	2006
22	Brendan Mundorf	DEN	2006

2-Point Goals by a Rookie

2PG	Player	Team	Season
4	Grant Catalino	ROC	2011
3	Garrett Thul	HAM	2013
	Steven Brooks	CHI	2008
	Paul Rabil	BOS	2008
	Matt Danowski	NJ	2008
	Mike Springer	BRI	2003
	Scott Doyle	BOS	2001
2	Marcus Holman	OH	2013
	Max Seibald	DEN	2009
	Jake Byrne	SF	2007
	Matt Ward	BAL	2006
	Adam Doneger	ROC	2003
	Don Little	BOS	2002

Goals by a Midfielder

Goals	Player	Team	Season
46	Blake Miller	PHI	2004
38	Kevin Crowley	HAM	2013
34	Matt Poskay	BOS	2008
33	Paul Rabil	BOS	2009
32	Paul Rabil	BOS	2013
	Joe Walters	ROC	2008
	Gary Gait	BAL	2004
	Jay Jalbert	LI	2003
	Jay Jalbert	LI	2002
31	Drew Snider	DEN	2013
	Matt Striebel	PHI	2008
	Mike Law	DEN	2006

ASSISTS

Assists	Player	Team	Season
47	Spencer Ford	LA	2007
40	Conor Gill	BOS	2004
	Conor Gill	BOS	2003
39	Ryan Boyle	BOS	2012
	Jon Hess	NJ	2001
38	Paul Rabil	BOS	2012
34	Conor Gill	BOS	2005
33	Conor Gill	BOS	2006
32	Jon Hess	NJ	2003
	Casey Powell	ROC	2003

Goals by an Attackman

Goals	Player	Team	Season
54	Jesse Hubbard	NJ	2002
50	Jesse Hubbard	NJ	2003
47	John Grant, Jr.	ROC	2008
45	Matt Poskay	BOS	2010
	Mark Millon	BAL	2003
44	Merrick Thomson	TOR	2009
	John Grant, Jr.	ROC	2007
	Mark Millon	BAL	2002
	Jesse Hubbard	NJ	2001
42	Chris Bocklet	DEN	2013
	Merrick Thomson	NJ	2008
	Gary Gait	BAL	2005

Assists by a Rookie

Assists	Player	Team	Season
28	Ryan Boyle	PHI	2004
18	Mike Leveille	CHI	2008
17	Rob Pannell	NY	2013
	Steele Stanwick	OH	2012
16	Conor Gill	BOS	2002
15	Matt Gibson	LI	2012
	Sean Morris	CHI	2006
14	Matt Danowski	NJ	2008
	Drew Westervelt	DEN	2007
	Joe Yevoli	SF	2006
13	Ned Crotty	CHI	2010



TOTAL POINTS

Points	Player	Team	Season
72	Paul Rabil	BOS	2012
71	John Grant, Jr.	ROC	2007
70	Casey Powell	ROC	2003
68	Mark Millon	BAL	2003
	Casey Powell	ROC	2002
67	Conor Gill	BOS	2004
	Jesse Hubbard	NJ	2002
64	John Grant, Jr.	ROC	2008
	Jesse Hubbard	NJ	2003
63	Gary Gait	BAL	2005
	Conor Gill	BOS	2003
	Mark Millon	BAL	2002
	Ryan Powell	ROC	2001

Points by a Rookie

Points	Player	Team	Season
45	Ryan Boyle	PHI	2004
42	Rob Pannell	NY	2013
36	Matt Danowski	NJ	2008
	Mike Leveille	CHI	2008
	Conor Gill	BOS	2002
35	Logan Schuss	OH	2013
	Steven Brooks	CHI	2008
	Kevin Huntley	LA	2008
	Joe Yevoli	SF	2006
34	Eric Law	DEN	2013
	Paul Rabil	BOS	2008
	Drew Westervelt	DEN	2007

SHOTS

Shots	Player	Team	Season
184	Jesse Hubbard	NJ	2002
157	Jesse Hubbard	NJ	2003
143	Mark Millon	BAL	2004
142	Paul Rabil	BOS	2013
138	Mark Millon	BOS	2005
137	Paul Rabil	BOS	2012
131	Mark Millon	BAL	2003
130	Jay Jalbert	NJ	2002
128	Mark Millon	BAL	2006
127	Paul Rabil	BOS	2011
	John Grant, Jr.	ROC	2007

GROUND BALLS

GB	Player	Team	Season
156	Paul Cantabene	BAL	2004
124	Greg Gurenlian	LI	2012
113	Chris Eck	BOS	2013
109	Greg Gurenlian	NY	2013
109	Chris Eck	BOS	2012
105	Jay Jalbert	LI	2003
104	Tim Fallon	CHA	2013
101	Brodie Merrill	ROC	2007
	Andy Corno	NJ	2006
	Peter Vlahakis	LI	2008

FACE-OFFS

Wins	Player	Team	Season
249	Alex Smith	ROC	2008
244	Peter Vlahakis	LI	2008
238	Paul Cantabene	BAL	2004
233	Chris Eck	BOS	2013
232	Greg Gurenlian	NY	2013
230	Greg Gurenlian	LI	2012
223	Chris Eck	BOS	2012
219	Matt Dolente	HAM	2012
217	Alex Smith	WAS	2009
215	Chris Cercy	ROC	2001

Faceoff Win Percentage (Min. 100 att.)

FO%	Player	Team	Season
.641	Greg Gurenlian	NY	2013
.633	Paul Cantabene	BAL	2004
.630	Alex Smith	ROC	2008
.602	Greg Gurenlian	LI	2012
.602	Peter Vlahakis	LI	2006
.599	Chris Eck	BOS	2013
.596	Peter Vlahakis	LI	2007
.595	Chris Eck	BOS	2011
.590	Alex Smith	WAS	2009
.590	Alex Smith	CHE	2010

GOALKEEPERS

Save Percentage

Pct.	Player	Team	Season
.640	Tillman Johnson	ROC	2004
.627	Brian Dougherty	PHI	2006
.615	Jordan Burke	BOS	2011
.613	Greg Cattrano	BAL	2002
.613	Tillman Johnson	LA	2006
.599	Mike Levin	ROC	2006
.599	Rob Scherr	NJ	2008
.597	Jesse Schwartzman	DEN	2013
.596	Chris Garrity	BOS	2005
.595	Kip Turner	BOS	2010

Saves

Saves	Player	Team	Season
267	Brian Dougherty	LI	2004
263	Greg Cattrano	BAL	2002
234	Greg Cattrano	BAL	2001
232	Greg Cattrano	PHI	2004
228	Tillman Johnson	LA	2006
217	Chris Garrity	BOS	2005
216	Brian Dougherty	ROC	2001
212	Brian Dougherty	PHI	2006
209	Drew Adams	NY	2013
207	Chris Garrity	WASH	2007

Goals Against Average

GAA	Player	Team	Season
9.67	Jesse Schwartzman	DEN	2013
9.87	Jesse Schwartzman	DEN	2011
10.35	Kip Turner	CHE	2013
10.51	Kip Turner	CHE	2012
10.60	Jordan Burke	BOS	2011
11.03	Jesse Schwartzman	DEN	2012
11.12	Mickey Jarboe	LA	2007
11.26	Jordan Burke	BOS	2012
11.28	Jesse Schwartzman	DEN	2009
11.34	Greg Cattrano	LI	2006



MLL SINGLE-SEASON TEAM RECORDS

SCORING

<u>Goals</u>	<u>Team</u>	<u>Season</u>
227	Baltimore	2005
	Long Island	2002
226	Denver	2013
216	Denver	2012
215	Boston	2004
213	Long Island	2001
208	Rochester	2007
207	Boston	2012
206	Rochester	2004
	Baltimore	2002

Goals Against

<u>Goals</u>	<u>Team</u>	<u>Season</u>
123	Denver	2011
127	Boston	2010
133	Boston	2011
	Long Island	2010
136	Denver	2013
	Philadelphia	2006
138	Denver	2009
	Los Angeles	2007
139	Long Island	2010
	Philadelphia	2007
	Long Island	2006

2-Point Goals

<u>2PG</u>	<u>Team</u>	<u>Season</u>
28	Chesapeake	2012
25	Boston	2002
22	Denver	2006
20	Baltimore	2005
18	Chesapeake	2010
	Baltimore	2004
16	Boston	2004
15	Charlotte	2013
	Ohio	2012
	Boston	2010
	Bridgeport	2003

2-Point Goals Against

<u>2PG</u>	<u>Team</u>	<u>Season</u>
2	Boston	2007
	Boston	2001
	Chesapeake	2011
3	Denver	2013
	New Jersey	2008
	Washington	2008
	Philadelphia	2006
4	Baltimore	2002
	New Jersey	2001
5	Los Angeles	2007
	Philadelphia	2007
	Washington	2007

ASSISTS

<u>Assists</u>	<u>Team</u>	<u>Season</u>
130	Rochester	2008
129	Rochester	2007
	Baltimore	2005
120	Boston	2012
117	Denver	2013
116	Denver	2012
113	Philadelphia	2004
112	Los Angeles	2007
110	Hamilton	2012
	Toronto	2009

SPECIAL TEAMS

Power-Play Goals

<u>PPG</u>	<u>Team</u>	<u>Season</u>
34	Rochester	2007
32	Rochester	2003
30	Boston	2004
27	Boston	2005
	Rochester	2003
25	Baltimore	2004
	Bridgeport	2001
24	Denver	2013
	Philadelphia	2008
	Hamilton	2013
	Baltimore	2005
	Long Island	2002

Power-Play Percentage

<u>PP%</u>	<u>Team</u>	<u>Season</u>
.540	New Jersey	2003
.531	Rochester	2007
.525	Baltimore	2003
.469	Hamilton	2013
.463	Baltimore	2004
.452	Rochester	2008
.450	Boston	2005
.429	Long Island	2003
.428	Denver	2013
.421	Rochester	2003

Penalty Killing Percentage

<u>PK%</u>	<u>Team</u>	<u>Season</u>
.833	Denver	2009
.811	Philadelphia	2006
.797	Rochester	2008
.789	New Jersey	2003
.786	Chicago	2010
.778	Denver	2007
.776	Los Angeles	2007
.774	Long Island	2007
.769	Long Island	2006
.766	Denver	2013



MLL SINGLE-GAME INDIVIDUAL RECORDS

Goals	Player (Team)	Date
9	Eric Law (DEN)	8/24/2013*
	Grant Catalino (ROC)	6/24/2011
	Ryan Powell (SF)	6/10/2006
	Mark Millon (BOS)	7/31/2005
	Kevin Leveille (BOS)	7/31/2005
	Tim Goettelmann (LI)	8/10/2003
Points		
14	John Grant, Jr. (ROC)	6/16/2007
	Mark Millon (BOS)	7/31/2005
Assists		
8	Casey Powell (ROC)	7/19/2003
Two-Point Goals		
3	Kyle Dixon (CHE)	4/27/2013
	Kyle Dixon (CHE)	5/5/2012
	Stephen Peyser (LI)	7/28/2011
	Matt Danowski (LI)	7/10/2010
	Kyle Dixon (WAS)	6/27/2009
	Tim Booth (SF)	6/24/2006
	Roy Colsey (BRI)	8/14/2003
	Mike Regan (BOS)	7/19/2003
	Scott Doyle (BOS)	7/27/2002
Ground Balls		
23	Paul Cantabene (BAL)	8/14/2004
Penalty Minutes		
9	Geoff Snider (TOR)	6/4/2009
Power-Play Goals		
4	Jeff Sonke (BAL)	5/27/2004
Power-Play Assists		
4	Mark Millon (BOS)	7/31/2005
4	David Curry (NJ)	6/5/2004
4	Casey Powell (ROC)	7/19/2003
Shorthanded Goals		
2	Stephen Keogh (HAM)	6/16/2012
2	Kevin Buchanan (BOS)	5/19/2012
2	Scott Urick (NJ)	6/14/2003
2	Mark Millon (BAL)	5/27/2004
Shorthanded Assists		
1	55 times	
Shots		
19	Jesse Hubbard (NJ)	8/10/2002
Faceoffs Won		
35	Peter Vlahakis (LI)	7/3/2008
Saves		
33	Kevin O'Brien (BOS)	7/17/2004
33	Brian Dougherty (LI)	7/10/2004

*Postseason

MLL SINGLE-GAME TEAM RECORDS

Goals	Team	Game
28	Baltimore	6/12/2005, vs. Phi. (31-9)
	Philadelphia	7/22/2004, at Bos. (29-20)
Points		
34	Denver	7/28/2012, vs. Ham.
Assists		
20	Rochester	7/26/2008, vs. Bos.
Two-Point Goals		
5	Chesapeake	4/27/13, vs. Roc.
	Washington	6/27/2009, vs. Chi.
	Baltimore	5/22/2004, vs. Roc.
	Boston	7/27/2002, vs. Bri.
Points in a Quarter		
16	Denver	7/14/2012, at Cha.. (1st)
Points in a Half		
21	Denver	7/14/2012, at Cha.. (1st)
Goals in a Quarter		
12	Rochester	7/27/2007, vs. Chi. (3rd)
	Philadelphia	7/22/2004, at Bos. (1st)
Goals in a Half		
19	Philadelphia	7/22/2004, at Bos. (1st)
Largest Margin of Victory		
22	Baltimore	6/12/2005, vs. Phi. (31-9)
Ground Balls		
70	Bridgeport	6/6/2003, vs. Bos.
Penalty Minutes		
19	Philadelphia	7/28/2005, vs. L.I.
Power-Play Goals		
7	Boston	6/26/2010, vs. L.I.
Power-Play Assists		
7	Boston	6/26/2010, vs. L.I.
Shorthanded Goals		
3	Boston	5/19/2012, vs. Den.
3	New Jersey	6/14/2003, vs. Bri.
Shorthanded Assists		
2	Denver	8/9/2008, at Bos.
	New Jersey	6/14/2003, vs. Bri.
	Rochester	7/1/2001, vs. Bos.



MLL SINGLE-GAME INDIVIDUAL RECORDS (POSTSEASON)

Goals	Player (Team)	Date
9	Eric Law (DEN)	8/24/13
7	Paul Gait (LI)	9/2/2001
<u>Points</u>		
10	Roy Cosley (PHI)	8/29/2006
<u>Assists</u>		
6	Roy Cosley (PHI)	8/29/2006
<u>Two-Point Goals</u>		
2	5x, last Hunt (CHE)	8/26/2012
<u>Ground Balls</u>		
16	Paul Cantabene (BAL)	8/22/2003
<u>Penalty Minutes</u>		
7	Jack Reid (BOS)	8/28/2011
<u>Power-Play Goals</u>		
3	Terry Riordan (LI)	8/25/2007
<u>Power-Play Assists</u>		
2	Gary Gait (BAL)	9/1/2002
	Casey Powell (LI)	9/1/2002
<u>Shots</u>		
16	Roy Cosley (PHI)	8/27/2006
	Roy Cosley (PHI)	8/22/2004
<u>Faceoffs Won</u>		
27	Paul Cantabene (PHI)	8/27/2006
<u>Saves</u>		
28	Brian Dougherty (LI)	8/24/2003

MLL SINGLE-GAME TEAM RECORDS (POSTSEASON)

Goals	Team	Game
22	Denver	8/25/2006, vs. S.F.
	Boston	8/20/2004, vs. Bal.
<u>Points</u>		
25	Chesapeake	8/25/2012, vs. Bos.
<u>Assists</u>		
13	Philadelphia	8/27/2006, vs. Den.
	Baltimore	9/1/2002, vs. L.I.
<u>Two-Point Goals</u>		
3	Philadelphia	8/27/2006, vs. Den.
	Baltimore	8/20/2004, vs. Bos.
<u>Points in a Quarter</u>		
11	Denver	8/24/12, vs. L.I. (3rd)
	Boston	8/20/2004, vs. Bal. (2nd)
<u>Points in a Half</u>		
17	Denver	8/24/12, vs. L.I. (2nd)
	Boston	8/20/2004, vs. Bal. (1st)
<u>Goals in a Quarter</u>		
11	Boston	8/20/2004, vs. Bal. (2nd)
<u>Goals in a Half</u>		
16	Boston	8/20/2004, vs. Bal. (1st)
<u>Largest Margin of Victory</u>		
10	Chesapeake	8/25/12, vs. Den. (16-6)
	Rochester	8/24/2009, vs. Den. (16-6)
<u>Ground Balls</u>		
60	Philadelphia	8/20/2004, vs. Roc.
<u>Penalty Minutes</u>		
11	Long Island	8/21/2010, vs. Den.
<u>Power-Play Goals</u>		
4	Long Island	8/22/2009, vs. Tor.
<u>Power-Play Assists</u>		
3	Philadelphia	8/23/2008, vs. Roc.
	Philadelphia	8/22/2004, vs. Bos.
<u>Shorthanded Goals</u>		
2	Philadelphia	8/23/2008, vs. Roc.
<u>Shorthanded Assists</u>		
2	Philadelphia	8/23/2008, vs. Roc.



MISCELLANEOUS



DENVER OUTLAWS DANCE TEAM



Brienna Mercer

Dance Director/Choreographer
6th Outlaws season

Brienna Mercer danced professionally for Boston Ballet, Colorado Ballet and as a Denver Broncos Cheerleader for four years. She also worked as the head instructor for the Junior Denver Broncos Cheerleader program. In addition to helping select the squad, she organizes the team's practices and community appearances.

For more information about the 2014 Denver Outlaws Dance team, or to inquire about arranging an appearance, contact Brienna at outlawsdanceteam@hotmail.com





DENVER OUTLAWS MASCOT, STIX



Stix

Denver Outlaws Mascot 7th Outlaws season

Stix joined the Outlaws on June 16th, 2007 to take part in the fast-paced action of outdoor lacrosse at Sports Authority Field at Mile High. Stix's top priority is to get fans pumped for the game and on their feet. Look for Stix at the next Outlaws home game, shake a paw and even get an autograph.

For more information on Stix, or to inquire about an appearance, visit www.DenverOutlaws.com/stix-the-mascot

INDEPENDENCE DAY FIREWORKS SHOW

Each season since the team's inaugural year, the Outlaws have played a home game on, or around July 4th that has been capped with one of Denver's most spectacular fireworks shows. Fans have packed Sports Authority Field at Mile High each season to see an action-packed game followed by an awe-inspiring fireworks display.

Each game has set an Outlaws attendance record, breaking the record set by the Independence Day celebration game of the year prior. A total of 189,606 fans have come through the turnstiles at Sports Authority Field for the six games that have been played to date. Last year's attendance of 31,019 set a Major League Lacrosse record. The increased fan support produces results on the field, as is demonstrated by the team's 6-2 record on Independence Day celebration games. This year's game will be played on July 4th at 7 p.m. MDT against the Boston Cannons. Tickets may be purchased at www.DenverOutlaws.com or over the phone by calling 303-OUTLAWS.

Year	Date	Result	Opponent	Attendance
2013	7/4	16-7 (W)	New York	31,019
2012	7/4	17-13 (W)	Ohio	30,128
2011	7/3	15-12 (L)	Boston	27,184
2010	7/4	12-10 (W)	Chesapeake	23,433
2009	7/4	17-16 (L)	Boston	21,952
2008	7/4	10-9 (W)	San Francisco	20,116
2007	7/4	22-14 (W)	Chicago	19,793
2006	7/1	22-11 (W)	Los Angeles	15,981
TOTALS		6-2		189,606





SPORTS AUTHORITY FIELD AT MILE HIGH



The Denver Outlaws will play all of their home games at Sports Authority Field at Mile High (76,125 capacity). The stadium is located at 1701 Bryant St. Denver, CO 80204

Sports Authority Field at Mile High is the home stadium of the NFL's Denver Broncos.

For additional stadium questions, please call **303-OUTLAWS** or visit: sportsauthorityfieldatmilehigh.com.

The stadium maintains a Twitter account: [@SportsAuthField](https://twitter.com/SportsAuthField).

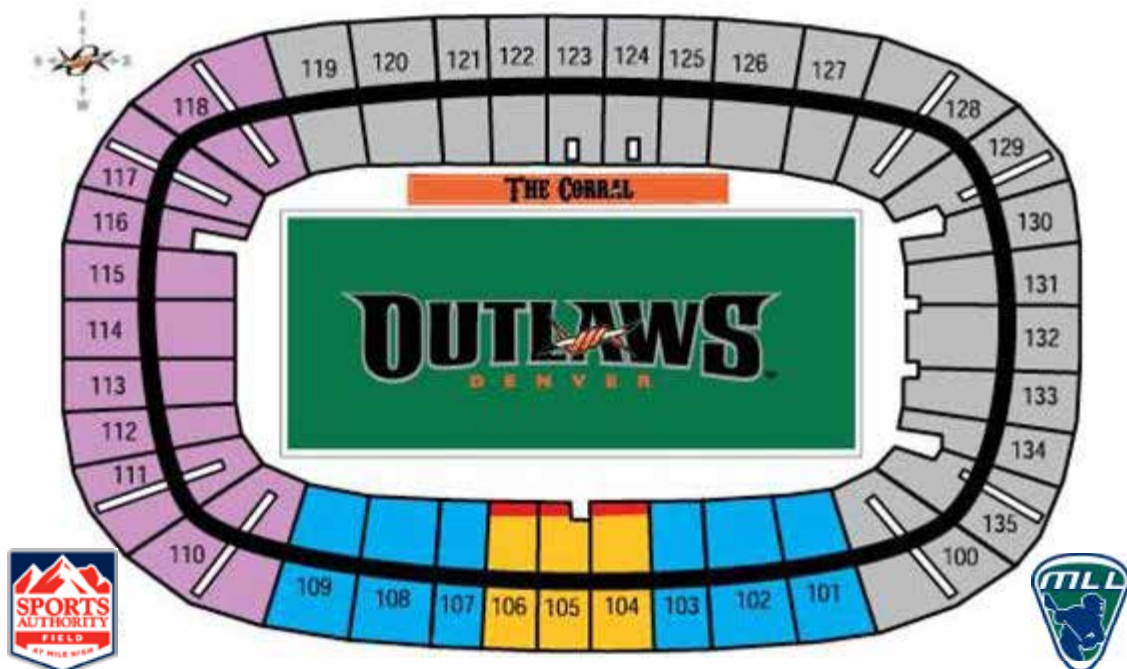
PARKING AND DIRECTIONS

Updated parking information for Sports Authority Field at Mile High is available through the Parking Information Line at 720-258-3PARK.

Sports Authority Field at Mile High is located in downtown Denver at the intersection of I-25 and Colfax Avenue.

To access Sports Authority Field at Mile High:

- From I-25 northbound, exit at 17th Avenue.
- From I-25 southbound, exit at Colfax Avenue, then exit at Federal Blvd north bound. Turn right at the first light (Dick Connor Ave).
- From Denver International Airport, take I-70 west to I-25 southbound. Exit at Colfax Avenue, then exit at Federal Blvd north bound. Turn right at the first light (Dick Connor Ave).





LEARNING LAX

Overview:

While lacrosse is America's oldest game, it may be the "freshest" sport in the nation as well. Its unique blend of fast-paced, high scoring, hard-hitting action has made it the fastest growing team sport in the United States. In lock step with this growth, Major League Lacrosse (MLL) was successfully launched in June 2001 as a single entity ownership structure to showcase the best professional outdoor lacrosse in the world. MLL was founded by Jake "Body by Jake" Steinfeld with founding partners Dave Morrow and Tim Robertson. The MLL has ten teams playing in major markets across the United States. MLL teams play 12 regular season games (six home and six away) that begin in May and run through August, including an All-Star game and Championship Weekend, where the top four teams play for top honors. Each team, consisting of twenty-three players, has three attacks, three midfielders, three defensemen and a goaltender on the field during the game. Each team dresses eighteen players per game and the players rotate on and off the field in shifts. The game consists of four 15 minute quarters.

MLL Rules:

Roster: Teams consist of 23 players; each team dresses eighteen players per game (3 attacks, 3 midfielders, 3 defensemen and 1 goaltender on the field during the game).

Time Format: Games consist of four 15 minute quarters, including a 15 minute halftime period.

Faceoffs: To determine possession of the ball at the start of each quarter and after every goal. Two players face their sticks at midfield with a referee placing the ball between the heads of the sticks.

Shot Clock: Changed from a 45-second shot clock in 2005, a 60-second clock begins when a team gains possession of the ball. The offensive team must put a shot on goal during that time or they will lose possession. The clock is reset for a new 60 seconds if the offensive team takes a shot without scoring but recovers the ball.

Slow Whistle (Delayed Penalty): If a defending player commits a minor or major penalty against an opponent in possession of the ball where there is offensive momentum and the opponent doesn't lose possession, the official raises his hand and does not blow the whistle until a shot is taken, the 60-second shot clock expires, or a goal is scored or possession is lost.

Two-Point Arc: The 16-yard radius from the center of the goal line from which goals are worth two points. Also, the line which players have to remain until the faceoff is possessed.

Goals: Are 6' (high) x 6' (wide)

Ball: The ball is colored fluorescent orange and is textured, making it less weather sensitive and gives players a better feel for the ball in the stick pocket. The orange ball helps fans follow the game and enhances televised games by making them more viewer friendly.

Positions:

Attack: The attackman's responsibility is to score goals. The attackman generally restricts his play to the offensive end of the field.

Midfield: The midfielder's responsibility is to cover the entire field, playing both offense and defense. The midfielder is key to the transition game, and is often called upon to clear the ball from defense to offense.

Defense: The defenseman's responsibility is to defend the goal. The defenseman generally restricts his play to the defensive end of the field. A good defenseman should be able to react quickly in game situations.

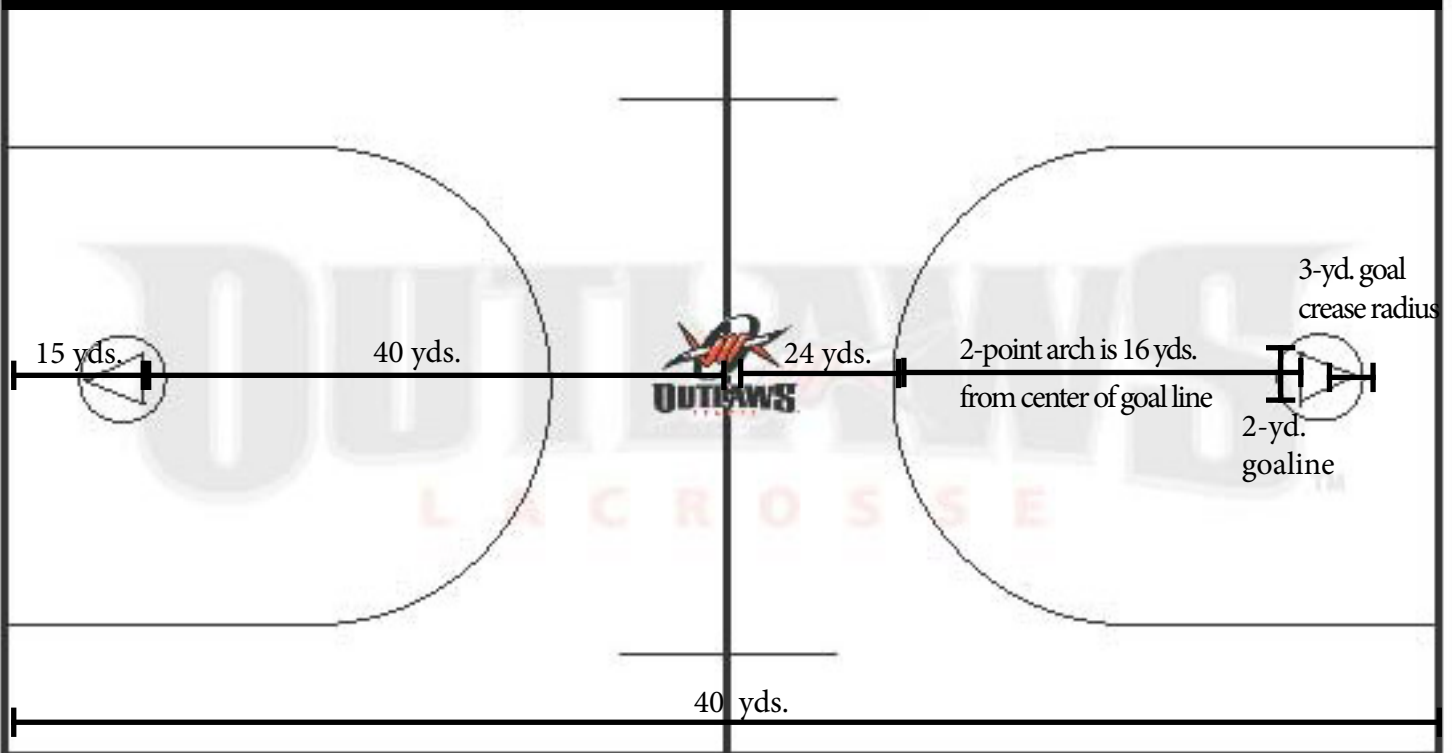
Goal: The goalie's responsibility is to protect the goal and stop the opposing team from scoring. A good goalie also leads the defense by reading the situation and directing the defensemen to react.



GLOSSARY OF LACROSSE TERMINOLOGY

- Body Check:** Defensive move used to slow an opponent who has the ball; must be above waist and below neck.
- Clear:** An attempt by the team in possession to transition the ball from defense to offense.
- Cradle:** Method used to keep the ball inside the pocket of the stick by rocking it back and forth.
- Crease:** The nine-foot radius containing the goal in which offensive players cannot enter. Shooters or their teammates cannot stand on (or inside) the line or their goals won't count.
- Cross Check:** Defensive strategy using the shaft of the stick to push an opponent to force a missed or bad shot.
- Failure to Advance:** Upon gaining possession of the ball and resetting of the shot clock, the failure of a team to advance the ball from its defensive end of the field within 20 seconds.
- Fast break:** Like basketball, a transition from a defense-type offense in which the team with the ball gains a man advantage during the transition.
- Ground Ball:** Occurs when there is no possession and the ball is bouncing, rolling, or deflected off the goaltender.
- Outlet Pass:** The first pass from the goaltender that begins the transition from defense to offense.
- Ride or Riding:** Defending a clear; an attempt to stop the team in possession from clearing the ball.
- Roll Dodge:** Typical of an attackman's move; driving with the stick in one hand, while rolling with back to the defender to free hands for a pass or shot on goal.
- Shot Clock Violation:** Failure to get a shot on goal - whether it hits the post, rebounds off the goalkeeper or is saved by a defensive player in the crease - in 60 seconds.
- Split Dodge:** When an offensive player with the ball changes direction by moving the stick from one hand to the other in a crossover motion, to lead the defender in the opposite direction.
- Takeaway check:** An attempt to strip the offensive player of the ball using the defenseman's stick.

MAP OF LACROSSE FIELD DIMENSIONS





OUTLAWS IN THE COMMUNITY



The Denver Outlaws are proud to represent the city of Denver, and our players and dance team regularly make appearances at community events and youth lacrosse clinics. For a full schedule of events, please visit www.DenverOutlaws.com.

STEINFELD CUP

The Steinfeld Cup is the trophy given annually to the winners of the Major League Lacrosse Championship. It is named after MLL founder Jake Steinfeld. Since the league's inception, the championship has been played at a pre-designated neutral location. The 2013 MLL Title Game will take place on Sun., Aug. 25, 2013 at 3 p.m. EDT at PPL Park in Philadelphia.

Year	Champion	Score	Runner-up	Year	Champion	Score	Runner-up
2013	Chesapeake	10-9	Charlotte	2006	Philadelphia	23-12	Denver
2012	Chesapeake	16-6	Denver	2005	Baltimore	15-9	Long Island
2011	Boston	10-9	Hamilton	2004	Philadelphia	13-11	Boston
2010	Chesapeake	13-9	Long Island	2003	Long Island	15-14 (OT)	Baltimore
2009	Toronto	10-9	Denver	2002	Baltimore	21-13	Long Island
2008	Rochester	16-6	Denver	2001	Long Island	15-11	Baltimore
2007	Philadelphia	16-13	Los Angeles				

OUTLAWS ON SOCIAL MEDIA



@DenverOutlaws



Facebook.com/DenverOutlawsLacrosse



DenverOutlaws



www.outlawsslowdown.com



DENVER OUTLAWS MEDIA INFORMATION

PRESS CREDENTIALS

Media personnel wishing to cover Denver Outlaws home games should contact Stuart Zaas at Stuart.Zaas@DenverOutlaws.com. Credential requests should be made at least two days prior to each game. Outlaws games are played at Sports Authority Field at Mile High in Denver.

MEDIA SERVICES

Media kits and game notes will be made available before every game. Scoring summaries and updated stats will be distributed after each quarter. Wireless internet services are also available to the media.

MEDIA ACCESS

Media will be granted locker room access for interview purposes.

PHOTOGRAPHY GUIDELINES

All photographers must stay on the sideline opposite the team benches. All photographers must be credentialed and either be team/league photographers or a member of the working media.

LOCAL MEDIA CONTACTS

NEWSPAPERS

The Denver Post

101 W. Colfax, STE #600
Denver, CO 80202

Phone: (303) 954-1294

Website: www.denverpost.com

Email address: sports@denverpost.com

Fax: (303) 866-9004

Associated Press

Arnie Stapleton (303) 263-7334

Email address: astapleton@ap.org

Pat Graham (303) 929-2941

Email address: pgraham@ap.org

TELEVISION

KCNC-TV 4 (CBS, Channel 4)

Phone: (303) 830-6593

KMGH-TV (ABC, Channel 7)

Phone: (303) 832-0162

Fax: (303) 832-0119

KUSA-TV (NBC, Channel 9)

Phone: (303) 871-1490

Fax: (303) 698-4700

KDVR-TV (FOX, Channel 31)

Phone: 303-566-7600

Fax: (303) 566-2908

KWGN-TV (WB, Channel 2)

Phone: (303) 595-3131

Fax: (303) 566-2908

RADIO

AM 1510 / FM 93.7 Mile High Sports Radio (KCKK)

Website: www.MileHighSports.com

Fax: (303) 524-3410

FM 102.3 The Ticket

Website: www.denverssportsstation.com

Main Number: (303) 321-0950

Fax: (303) 824-5051

FM 104.3 The Fan (KKFN)

Website: www.1043thefan.com

Main Number: (303) 321-0950

Fax: (303) 270-9773

KOA (850 AM)

Website: www.850KOA.com

Main Number: (303) 713-8585

Fax: (303) 713-8605