

OUTLAWS

LACROSSE



JEREMY SIEVERTS
2012 MLL MOST
IMPROVED PLAYER



LEE ZINK
2012 MLL DEFENSIVE
PLAYER OF THE YEAR



BRENDAN MUNDORF
2012 MLL MVP



2013
MEDIA GUIDE



Denver Outlaws Corporate Offices

Sports Authority Field at Mile High
1701 Bryant St., Denver, CO 80204

Telephone: (720) 258-3600 • **Ticket Office:** 303-OUTLAWS

Website: www.DenverOutlaws.com

2013 DENVER OUTLAWS SCHEDULE

Date	Opponent	Time*
Sat., April 27	at Charlotte	5 p.m.
Sat., May 4	at Ohio	6 p.m.
Sat., May 11	at Boston	5 p.m.
SAT., MAY 18	VS. ROCHESTER	7 P.M.
SAT., MAY 31	VS. BOSTON	7:30 P.M.
SAT., JUNE 8	VS. HAMILTON	6 P.M.
Sat., June 15	at Chesapeake	4:30 p.m.
SAT., JUNE 22	VS. OHIO	6 P.M.
SAT., JUNE 29	VS. CHARLOTTE	7 P.M.
THURS., JULY 4	VS. NEW YORK	7 P.M.
Sat., July 13	MLL All-Star Game [^]	5:30 p.m.
Sat., July 20	at Rochester	11 a.m.
SAT., JULY 27	VS. CHESAPEAKE	12 P.M.
Sat., Aug. 4	at New York	3 p.m.
Sat., Aug. 10	at Hamilton	1 p.m.
Sat., Aug. 24	MLL Semifinals [#]	11 a.m.
Sun., Aug. 25	MLL Championship [#]	1 p.m.

**All times Mountain Time; ^American Legion Memorial Stadium in Charlotte; #PPL Park in Philadelphia*

Credits

The 2013 Denver Outlaws Media Guide is published by the Denver Outlaws, 1701 Bryant St., Denver, CO, 80204. All rights are reserved. Writing, design and layout by Stuart Zaas. Cover design by Brigham Draper. Photography by Getty Images / Stuart Zaas.



QUICK FACTS

Founded
2006

President & CEO
Pat Bowlen

General Manager
Tony Seaman

Head Coach
Jim Stagnitta

Colors
Black, Silver and Orange

Stadium
Sports Authority Field at Mile High

Capacity
76,125

All-Time Record (Playoffs)
60-26 (.698) (4-7, .364)

MLL Playoff Appearances
7

MLL Championship Appearances
4

Media Contact
Stuart Zaas
stuart.zaas@denveroutlaws.com

INDEX

2012 Season Review.....	61
2013 Denver Outlaws Rosters	57
All-Time Honors & Awards	104
All-Time Roster	102
Biographies - Executives and Coaches.....	3
Biographies - Medical Staff.....	10
Biographies - Players	13
Denver Outlaws Dance Team.....	130
Denver Outlaws Mascot, Stix	131
Sports Authority Field at Mile High.....	132
Lacrosse Overview and Glossary.....	133
Media Information	136
MLL All-Time Records	122
MLL Directory & Record Book	105
MLL Year-by-Year Results	110
Outlaws in Postseason Play	82
Outlaws Record Book.....	83
Outlaws Year-by-Year Results	67
Outlaws Year-by-Year Statistics.....	100
Results by Opponent	85
Team Directory	1

TEAM DIRECTORY

Executives and Front Office

President and CEO..... Pat Bowlen
V.P. Edge Sports & Entertainment..... Mac Freeman
General Manager..... Tony Seaman
Director of Business Development

Coaching Staff

Head Coach..... Jim Stagnitta
Assistant Coach

Sales/Marketing/Public Relations

Ted Tseng..... Director of Sales and Marketing
Liz Coates..... Director of Gameday Entertainment
Samantha Roman

Ticket Sales

Elizabeth Goodman

Dance Team

Dance Director/Choreographer

Medical Support Staff

Maggie Yates..... Head Athletic Trainer
Dr. Phil Stull..... Team Doctor
Dr. Mike Lipnick



LETTER FROM MLL FOUNDER JAKE STEINFELD

To the greatest lacrosse fans in the world –

Welcome to season 13 of Major League Lacrosse!

Congratulations, we are officially America's "It" sport! Wherever you travel today, lacrosse is being played everywhere throughout this great country of ours. From the West coast to the East, the North to the South and everywhere in between, boys and girls youth programs, club and school programs, indoor and outdoor, the sport of lacrosse is on a roll. These are very exciting times for Major League Lacrosse!

This summer we've got games in Atlanta, Boca Raton, and Tampa. And we're bringing the 2013 All-Star Game to Charlotte and look forward to some great southern hospitality.

Last year we saw the addition of the Charlotte Hounds and the Ohio Machine and this year we will see the newly re-branded New York Lizards take the MLL into New York City. It's great to see the commitment the Lizards' ownership has to expanding its footprint beyond Long Island and into the whole tri-state area!

Our sport has better television coverage than ever thanks to Major League Lacrosse's partners at ESPN and CBS Sports! This year we're back with 6 games on ESPN2, we've increased our games on CBS Sports Network to 20, and we'll air 19 regionally televised games and 25 live games on ESPN3. We'll have 15 games playing on YouTube so you'll be able to watch MLL action anywhere – on your computer, laptop, or any mobile device!

Got a favorite player you met after a game and want to learn more about them? Then be sure to catch "Inside the MLL", our 30-minute magazine show every Thursday night on CBS Sports Network. We take you behind the scenes with player features, highlights, expert analysis and exclusive interviews. And check out our website www.majorleaguelacrosse.com, featuring up to the minute breaking news, the hottest highlights, and exclusive content you won't find anywhere else.

On August 24-25, the 2013 MLL Championship Weekend is being played at PPL Park in Philadelphia. The great state of Pennsylvania is a hotbed for lacrosse and we can't wait to show off the MLL in the city of brotherly LAX!

A big shout out to our sponsors and fans! The MLL family is getting bigger and stronger every day and we couldn't do it without YOU! You're AWESOME!

Dream BIG, Take a Shot, and remember...

Don't Quit!

Jake





Pat Bowlen

President and Chief Executive Officer Denver Broncos and Denver Outlaws

Pat Bowlen enters his 30th year as President and CEO of the Denver Broncos and his eighth of the Denver Outlaws in 2013, and he is still the only two-decade owner of a major-league sports team in Colorado history.

The Broncos' and Outlaws' President and CEO has fashioned a powerful reputation among his peers as a bold, dynamic leader who is single-minded in his pursuit of excellence, whether representing the Broncos, the Outlaws, the city of Denver, the state of Colorado, Major League Lacrosse or the National Football League.

His status and reputation as an owner were recognized within the state on April 10, 2007, when Mr. Bowlen was inducted into the Colorado Sports Hall of Fame.

For many years, Mr. Bowlen's reputation as an outstanding owner has been well known nationally. In 1987, he finished second in The Sporting News Executive of the Year balloting. In December 2000, ESPN conducted a fan poll asking which NFL owner would be the best for which to play. Mr. Bowlen finished first among all NFL owners with 44.7 percent of the more than 60,000 votes cast. Mr. Bowlen has been well respected for many years by fans, players, coaches, his peers and NFL executives.

Pat Bowlen was introduced as the majority owner of the Denver Broncos on March 23, 1984, and that announcement triggered a new era in franchise history. Mr. Bowlen and the Bowlen family acquired 100 percent ownership of the Broncos in July 1985, and currently his brother John Bowlen owns a minority interest in the Broncos.

Mr. Bowlen was born in Prairie du Chien, Wis., where he attended high school. He went on to the University of Oklahoma, earning degrees in both business (1965) and law (1968). After successful careers in oil, gas and real estate, he purchased the Denver Broncos in 1984.

He is chairman of the board of the Denver Broncos Charities Fund and in that capacity has donated more than \$25 million to charitable organizations in the Denver area since the inception of that fund in 1993. Mr. Bowlen served as the Honorary Chairman of the Colorado Special Olympics for 19 years. He has served as the Honorary Chairman of the Stadium Stampede (formerly the Colorado Family Classic) to benefit St. Joseph's Hospital Foundation for 27 years, and this is his 17th year as Honorary Chairman of the Capuchin Friars Brown Robe Benefit fundraising dinner. He also is Honorary Chairman of the Cherish the Children Gala, chaired the 1989 Centennial Scholarship rally at the University of Northern Colorado in Greeley, Colo. and was Co-Chairman of the Rose Medical Center Critical Care Campaign from 1986-89.

In addition, Mr. Bowlen was elected to the University of Denver Board of Trustees in 1987. He is currently a member of the DU Athletic Affairs Committee. His previous DU committee memberships include the Institutional Advancement Committee and Institutional Advancement/University Relations subcommittee. He also was named to the Colorado Academy Board of Trustees in 1991. He has been a member of the American Ireland Fund Dinner Committee for the past 19 years and a Trustee for the Irish Community Center for eight years. He serves on the Board of Trustees of the Hawaii Maritime Center.

Mr. Bowlen is a member of several other clubs and societies, including the Alberta Bar Association and the Law Society of Alberta. He also was a member of the Young Presidents Organization.

Mr. Bowlen maintains an active lifestyle and exercises extensively as part of his daily regimen. He has competed in the Ironman Triathlon—an event in which one must swim 2.4 miles, ride 112 miles on a bicycle and run 26.2 miles, all consecutively—as well as in other triathlon races and several marathons.



Mac Freeman

Vice President
Edge Sports and Entertainment

Mac Freeman is the Vice President of Edge Sports and Entertainment which oversees the business operations of the Denver Outlaws. He also serves as the vice president of stadium operations for Sports Authority Field at Mile High. In that role he has developed the stadium into one of the premier locations in the country for sporting events, concerts and private events.

Freeman joined the Broncos in January of 2001 after serving as general manager for the final three years at Mile High Stadium. He possesses experience in every major professional league, having worked in the NFL, MLB, NBA, NHL, MLL and MLS and has worked in every type of public assembly venue including stadiums, arenas, theaters and amphitheaters.

Having spent more than 15 years in private management of public facilities, Freeman brings significant expertise in event booking, fiscal planning and budgeting, and efficient facility operations. Prior to his assignment in Denver, Freeman served as the assistant general manager of both Three Rivers Stadium and Mellon Arena in Pittsburgh.

While in management now, Freeman comes from a marketing background, having served as the director of marketing at the Los Angeles Memorial Coliseum and Sports Arena, Pittsburgh's Mellon Arena and the Richmond Coliseum and Mosque Theater.

Freeman is active in the community serving on boards with both the Metro Denver Sports Commission and the Denver Civic Ventures Inc., the public purpose board of the Downtown Denver Partnership.

Freeman received a Bachelor of Arts in Political Science from Hampden-Sydney College in Hampden-Sydney, Va. He and his wife, Molly, have three children, Lily, James and Jack.



COACHING STAFF



Tony Seaman

General Manager
2nd Outlaws season

Seaman enters his second season as general manager of the Denver Outlaws in 2013. He joined the team after spending the previous 28 years coaching at the collegiate level. He currently serves as a member of the NCAA Division I Men's Lacrosse Committee.

In his first season overseeing the Outlaws personnel department in 2012, Seaman built a squad that earned the MLL's No. 1 playoff seed after finishing with a league-best 11-3 record.

Seaman traded for midfielder Jeremy Sieverts in a trade prior to the 2012 season. Sieverts, who entered the year with just six career points, earned the league's Most Improved Player Award after netting 26 goals with seven assists and seven two-pointers to finish as the league's ninth-leading scorer with 40 points. Seaman also dealt for the fourth overall pick in the 2012 MLL Collegiate Draft, which he used to select attackman Mark Matthews. Matthews emerged as a Rookie of the Year candidate after leading all rookies with four Rookie of the Week honors on his way to scoring 28 points in his rookie campaign.

Seaman also engineered a trade for attackman Chris Bocklet before the rookie had played his first MLL contest. Bocklet went on to earn a pair of Rookie of the Week honors and finished the year with 17 goals and three assists in just seven regular-season games. Bocklet ranked fourth in the league with seven postseason goals.

Denver's 2012 rookie class assembled by Seaman accounted for 52 goals and 17 assists on the season. Five different rookies scored for the team in 2012 and the rookie class accounted for 20.2 percent of the team's offense.

COACHING RECORD

Year	Position	Team	W	L	Pct.
2012	GM	Denver Outlaws	11	3	.786
2010	Head Coach	Towson	7	8	.467
2009	Head Coach	Towson	7	10	.412
2008	Head Coach	Towson	5	9	.357
2007	Head Coach	Towson	9	7	.563
2006	Head Coach	Towson	8	6	.571
2005	Head Coach	Towson	11	5	.688
2004	Head Coach	Towson	11	5	.688
2003	Head Coach	Towson	9	6	.600
2002	Head Coach	Towson	7	5	.583
2001	Head Coach	Towson	14	4	.778
2000	Head Coach	Towson	3	10	.231
1999	Head Coach	Towson	5	8	.385
1998	Head Coach	Johns Hopkins	10	4	.714
1997	Head Coach	Johns Hopkins	10	4	.714
1996	Head Coach	Johns Hopkins	8	6	.571
1995	Head Coach	Johns Hopkins	13	1	.929
1994	Head Coach	Johns Hopkins	9	5	.643
1993	Head Coach	Johns Hopkins	11	4	.733
1992	Head Coach	Johns Hopkins	8	5	.615
1991	Head Coach	Johns Hopkins	8	4	.667
1990	Head Coach	Pennsylvania	6	7	.462
1989	Head Coach	Pennsylvania	9	5	.643
1988	Head Coach	Pennsylvania	11	4	.733
1987	Head Coach	Pennsylvania	10	5	.667
1986	Head Coach	Pennsylvania	6	7	.462
1985	Head Coach	Pennsylvania	10	4	.714
1984	Head Coach	Pennsylvania	12	2	.857
1983	Head Coach	Pennsylvania	10	3	.769
TOTAL			258	156	.623



During his first season as the team's general manager, the Outlaws set franchise records in wins (11), goals (229), assists (116), ground balls (482) and shooting percentage (.348) with the 229 goals representing a single-season MLL record.

Seaman tutored 85 All-Americans during coaching career at the University of Pennsylvania (1983-91), Johns Hopkins University (1991-99) and Towson University (1999-2011). He registered a 247-153 (.618 pct.) career coaching record at the college level and his teams reached the NCAA Tournament 19 times during his career.

Seaman is the only coach to be named the NCAA National Coach of the Year at two different schools (Penn – 1983, '84 and Towson – 2001), and is the only coach in NCAA Division I lacrosse history to lead three different schools to the NCAA tournament (Penn – 6 times, Johns Hopkins – 8 times and Towson – 5 times).

In 1994, Seaman coached the United States National Team in the 1994 ILF World Championships in Manchester, England, leading the U.S. to the gold medal.

Seaman began his coaching career at Lynbrook High School (1972-1981), where he earned two Division IV Nassau County Coach of the Year awards and led the team to the South Shore championship in 1978.

Seaman and his wife, Guri have a daughter, Barb, who played lacrosse at Penn and a son, Greg, who played for Princeton University.





Jim Stagnitta

Head Coach
2nd Outlaws Season

Stagnitta enters his second season as the Outlaws Head Coach in 2013. He became the fifth head coach in franchise history on Oct. 18, 2011 after spending the past 10 years (2002-11) as the head coach at Rutgers University.

In his first season as the Outlaws Head Coach, Stagnitta led the team to the MLL's best record and postseason No. 1 seed with an 11-3 record.

Under Stagnitta's leadership, the team ended the season on a six-game win streak and earned a historic come-from-behind win in the MLL semifinals to earn the franchise's fourth appearance in the league's title game.

In 2012, Attackman Brendan Munford earned his first career MLL MVP Award and midfielder Jeremy Sieverts was named the league's Most Improved Player.

Six different players took home a total of 12 weekly awards during the 2012 campaign and five players were named to the MLL All-Star Game.

During his first season at the helm, the Outlaws set franchise records in wins (11), goals (229), assists (116), ground balls (482) and shooting percentage (.348) with the 229 goals representing a single-season MLL record.

Prior to coaching at Rutgers, Stagnitta was the head coach at Washington and Lee University for 12 seasons (1990-2001) and spent three seasons (1987-89) as an assistant coach at his alma matter, the University of Pennsylvania. During his collegiate coaching career, Stagnitta has compiled an overall record of 213-132 (.617 pct.) and has led his team to nine NCAA Tournament appearances and two Final Fours. He coached 54 NCAA All-Americans and his teams earned seven conference titles.

In 2003, Stagnitta was named the NCAA Coach of the Year after leading Rutgers to the largest turnaround in college lacrosse and finishing with a 10-5 record while leading the school to the postseason tournament for the first time in 12 years.

Under his guidance, Washington and Lee finished with winning records in each of the 12 seasons that he coached the squad and never lost more than five games in a season.



A three-year letterman as a defenseman at the University of Pennsylvania, Stagnitta led the Quakers to two Ivy League Championships, and one NCAA Final Four. He is a former president of the U.S. Intercollegiate Lacrosse Association and is the owner/operator of MVP Camps.

COACHING RECORD

Year	Position	Team	W	L	Pct.
2012	Head Coach	Denver Outlaws	11	3	.786
2011	Head Coach	Rutgers	5	8	.385
2010	Head Coach	Rutgers	6	8	.429
2009	Head Coach	Rutgers	4	11	.267
2008	Head Coach	Rutgers	6	7	.462
2007	Head Coach	Rutgers	7	6	.538
2006	Head Coach	Rutgers	5	9	.357
2005	Head Coach	Rutgers	4	9	.308
2004	Head Coach	Rutgers	8	6	.571
2003	Head Coach	Rutgers	10	5	.667
2002	Head Coach	Rutgers	2	12	.143
2001	Head Coach	Wash. & Lee	14	1	.933
2000	Head Coach	Wash. & Lee	16	2	.889
1999	Head Coach	Wash. & Lee	13	2	.867
1998	Head Coach	Wash. & Lee	13	3	.813
1997	Head Coach	Wash. & Lee	11	3	.786
1996	Head Coach	Wash. & Lee	10	5	.667
1995	Head Coach	Wash. & Lee	9	5	.643
1994	Head Coach	Wash. & Lee	9	5	.643
1993	Head Coach	Wash. & Lee	12	3	.800
1992	Head Coach	Wash. & Lee	9	5	.643
1991	Head Coach	Wash. & Lee	11	4	.733
1990	Head Coach	Wash. & Lee	9	4	.692
1989	Asst. Coach	Pennsylvania	9	5	.643
1988	Asst. Coach	Pennsylvania	11	4	.733
TOTAL			224	135	.624





B.J. O'Hara

Assistant Coach 2nd Outlaws season

O'Hara enters his 10th MLL season and 37th overall as a lacrosse coach in 2013. The second-year Outlaws assistant coach has posted a career record of 217-170 (.561) entering the 2013 season.

His teams have reached the postseason 19 times under his guidance, including nine NCAA Championships and one MLL Title. O'Hara has coached 106 NCAA All-Americans and MLL All Stars during his career, including five Outlaws All-Stars and a postseason appearance in 2012.

In his first season as an assistant coach for the Outlaws in 2012, the team set franchise records in wins (11), goals (229), assists (116), ground balls (482) and shooting percentage (.348).

O'Hara began his MLL coaching career with the Rochester Rattlers in 2003 and led the Rattlers to their only Steinfeld Cup (2008), while reaching the MLL semifinals three other seasons ('04, '05, '07). With the Rattlers' move to Toronto, O'Hara was hired as the head coach of the Chicago Machine prior to the 2010 season. After one year in Chicago, the team relocated to Rochester, and added general manager responsibilities to his title.

Prior to joining the professional ranks, O'Hara worked as an assistant coach at Syracuse University for two seasons, helping the school to an NCAA Division I Championship in 2002 and back to the NCAA Semifinals in 2003.

O'Hara spent 12 seasons (1990-2001) as the head coach at his Alma Mater, Hobart College, where he led the Statesmen to three NCAA Division III Championships and a total of six

NCAA Tournament selections (four at the Division III level and two at the Division I level). He was named the 2000 Patriot League Coach of the year after leading Hobart to the conference title and Division I NCAA Tournament. Under his guidance, Hobart posted a 90-63 overall record (.606), including a 43-46 (.483) mark in the school's first years of Division I competition.

O'Hara's first head-coaching experience came at Dartmouth College, where he coached both men's lacrosse and women's soccer (1986-1990). Before making the move to Dartmouth, he spent five seasons (1982-86) as an assistant lacrosse/soccer coach at Hobart, where the Statesmen earned NCAA Division III Lacrosse Championships each season. He served as an assistant coach at North Carolina State University in 1978-79 before becoming head coach at Alfred University, which was followed by one season as an assistant coach at Rensselaer Polytechnic Institute.

A member of the U.S. Lacrosse Regional Hall of Fame, O'Hara was chosen to represent the MLL in the selection of the 2010 U.S. Men's National Team, which went on to win the gold medal at the 2010 FIL World Championships. From 1994-99, O'Hara was a member of the NCAA Men's Lacrosse Committee where he was responsible for championship selection and operation, along with rules advisement for Divisions I, II and III. He served as the President of the United States Intercollegiate Lacrosse Association from 1998-2000.

O'Hara was a four-year letterman and two-time All-American who served as team captain during his senior season with the Statesmen (1975). He ranks second on the school's all-time goals scored list (163), fourth in points (280) and fourth in assists (117), and earned a spot in the school's Hall of Fame.

O'Hara holds a master's degree in educational psychology and counseling from Slippery Rock (Pa.) University. He began his coaching career at West Genesee High School in Camillus, N.Y., where he enjoyed a distinguished lacrosse and soccer career.

COACHING RECORD					
Year	Position	Team	W	L	Pct.
2012	Asst. Coach	Denver Outlaws	11	3	.786
2011	GM/HC	Rochester	0	6	.000
2010	Head Coach	Chicago	4	8	.333
2009	Head Coach	Chicago	3	9	.250
2008	Head Coach	Rochester	9	3	.750
2007	Head Coach	Rochester	9	3	.750
2006	Head Coach	Rochester	5	7	.417
2005	Head Coach	Rochester	6	6	.500
2004	Head Coach	Rochester	7	4	.636
2003	Head Coach	Rochester	5	7	.417
2003	Asst. Coach	Syracuse	10	6	.625
2002	Asst. Coach	Syracuse	15	2	.882
1990-2001	Head Coach	Hobart	90	63	.588
1989	Head Coach	Dartmouth	5	10	.333
1988	Head Coach	Dartmouth	5	9	.357
1987	Head Coach	Dartmouth	4	8	.333
1982-86	Asst. Coach	Hobart	-	-	-
1981	Asst. Coach	RPI	8	3	.727
1980	Head Coach	Alfred	6	5	.545
1979	Asst. Coach	N.C. State	8	4	.667
1978	Asst. Coach	N.C. State	7	4	.636
TOTAL			217	170	.561



Stan Ross

Assistant Coach 2nd Outlaws season

Stan Ross enters his second season with the Outlaws and second year in Major League Lacrosse in 2013. Before joining the Outlaws in 2012, he spent 17 years coaching at the collegiate level (1995-2011).

He enters the 2013 season with an overall coaching record of 141-110 (.562), and has coached 24 NCAA All-Americans while leading his team to five conference titles and seven NCAA tournament berths.

In his first season with Denver in 2012, the club set a franchise record with 11 wins and earned the league's top playoff seed.

Before joining the Outlaws' staff, Ross coached at the United States Naval Academy, where he coordinated both the offense and defense for five years (2007-11). Prior to coaching at Navy, he was the head coach at Butler University from 2004-07.

Ross coached under Seaman at Towson University, where he spent seven seasons (1998-2004) as the head assistant. He also has coaching experience as an assistant at Princeton (1997-98) and at the University of Denver (1996-97). His coaching career began as an undergraduate assistant coach at Loyola College of Maryland.

Ross played lacrosse at Loyola College (Md.) and was a three-sport varsity athlete (lacrosse, basketball and football) at Boys' Latin High School of Maryland.

COACHING RECORD					
Year	Position	Team	W	L	Pct.
2012	Asst. Coach	Denver Outlaws	11	3	.786
2011	Asst. Coach	Navy	4	9	.308
2010	Asst. Coach	Navy	7	8	.467
2009	Asst. Coach	Navy	11	5	.688
2008	Asst. Coach	Navy	10	6	.625
2006	Head Coach	Butler	4	10	.286
2005	Head Coach	Butler	5	7	.417
2004	Head Coach	Butler	5	7	.417
2004	Asst. Coach	Towson	11	5	.688
2003	Asst. Coach	Towson	9	6	.600
2002	Asst. Coach	Towson	7	5	.583
2001	Asst. Coach	Towson	14	4	.778
2000	Asst. Coach	Towson	3	10	.231
1999	Asst. Coach	Towson	5	8	.385
1998	Asst. Coach	Towson	5	7	.417
1997	Asst. Coach	Princeton	15	0	1.000
1996	Asst. Coach	Denver	4	6	.400
1995	Undergrad Asst.	Loyola (Md.)	11	4	.733
TOTAL			141	110	.562



Eric Evans

Strength and Conditioning Coach
6th Outlaws season

Evans returns to the Outlaws as the strength and conditioning coach for the 2013 season. He has been a trainer since 1996 and a certified strength and conditioning specialist since 2003.

In addition to keeping the Outlaws in shape, he has also been the strength and conditioning coach for the Denver East High School lacrosse program for the past three seasons. Some of Evans' former clients include high school, college and professional athletes, as well as an Olympic gold medalist.

He has a bachelor's of science from the school of kinesiology, with an emphasis on fitness and sports management from the University of Nevada-Las Vegas.



Maggie Yates

Head Trainer
8th Outlaws season

Yates has been with the Outlaws since their inaugural season in 2006. She has been an ATC since 2003 and is also a Certified Strength & Conditioning Specialist (2001).

Maggie was most recently a trainer at Cherry Creek High School, and when not with the Outlaws she does personal training. Maggie is a native of Denver and graduated from Douglas County High School in 1995.

She received a bachelor's of science degree in sports medicine from Pepperdine University in 1999, where she also competed in swimming. She currently resides in Englewood, Colo., where she lives with her husband and daughter.



PLAYER BIOGRAPHIES



Chris Bocklet

6-0 • 182 • 2nd • Virginia

Attack

Born: Aug. 6, 1989, in South Salem, N.Y.

High School: John Jay High School, Cross River, N.Y.

Drafted: 29th overall in the 2012 MLL Collegiate Draft

Year with Outlaws: 2nd



QUICKLY

- Two-time MLL Rookie of the Week in 2012
- Fifth-leading scorer in University of Virginia history
- Scored six goals in Denver's semifinal win vs. L.I. in 2012, one shy of the MLL postseason single-game record
- Finished his college career with 137 goals and 28 assists (165 total points)

PRO

2012: Ranked seventh on the Outlaws with 17 goals and 20 points, despite only playing seven games as a rookie... Earned a pair of MLL Rookie of the Week honors and two Player of the Game Awards... Earned his first career Rookie of the Week recognition after scoring three goals with two assists in his MLL debut to help Denver to a 16-8 win at Ohio (6/9)... Named Rookie of the Week and Bud Light Player of the Game after scoring four goals with one assist in the Outlaws' 17-13 win vs. Ohio (7/4)... Named the Player of the Game in Denver's historic comeback win in the MLL Semifinals against L.I. (8/25) after posting six goals, five of which came in the second half... His six goals in the semifinal game were one shy of the all-time MLL record... Drafted in the fourth round (29th overall) in the 2012 MLL Collegiate Draft by Charlotte, then was traded to Denver along with the Hounds' third-round pick in the 2013 MLL Collegiate Draft in exchange for defenseman Joe Cinosky on April 9

COLLEGE

Bocklet finished his career at the University of Virginia with 137 goals, 28 assists (165 total points), 112 ground balls in 63 games (52 starts)... Totaled nine game-winning goals and only committed one penalty in his four-year career... Ranked 10th in the nation in goals per game (2.44) as a junior and led the country with a goal-scoring streak of 35 games... Led the team with 53 goals as a sophomore and was named an honorable mention All-American by USILA.

PERSONAL

Bocklet was rated as the No. 7 recruit in the country by Inside Lacrosse following his career at John Jay High School in Cross River, N.Y.... Earned four letters in lacrosse and two in football... Two-time high-school All-American and participated in the Under Armour All-American Game... Four-time all-league and three-time all-section honoree... Scored 218 goals and added 132 assists, setting school records in both categories... Also played quarterback and defensive back, earning third-team all-state honors as a safety... The son of Terry and Barry Bocklet, Chris Bocklet was born on Aug. 6, 1989 in South Salem, N.Y.

Regular Season MLL Statistics

YEAR TEAM	GP	G	2ptG	A	PTS	PIM	PPG	PPA	SHG	SHA	GWG	GB	S	SPCT	SOG	FO
2012 Den.	7	17	0	3	20	0	0	0	0	0	1	9	31	.548	23	0-0
TOTALS	7	17	0	3	20	0	0	0	0	0	1	9	31	.548	23	0-0

Postseason MLL Statistics

YEAR TEAM	GP	G	2ptG	A	PTS	PIM	PPG	PPA	SHG	SHA	GWG	GB	S	SPCT	SOG	FO
2012 Den.	2	6	0	1	7	.5	1	0	0	0	0	5	11	.545	8	0-0
TOTALS	2	6	0	1	7	.5	1	0	0	0	0	5	11	.545	8	0-0



Matt Bocklet

5-10 • 190 • 6th yr • Johns Hopkins University
Defense

Born: March 26, 1986, in South Salem, N.Y.

High School: John Jay High School, Cross River, N.Y.

Drafted: 15th overall in the 2008 MLL Collegiate Draft

Year with Outlaws: 5th

7

QUICKLY

- Two-time All-MLL Team member (2009-10)
- Three-time MLL All Star (2009-11)
- Finished his college career at Johns Hopkins University after playing two seasons at Fairfield University in Fairfield, Conn.
- Drafted by Washington with the 15th overall selection in the 2008 MLL Collegiate Draft

PRO

2012: Appeared in 13 regular-season games and two postseason contests with the Outlaws... Ranked second on the team with 58 ground balls, which was one shy of his previous single-season career high in that category... Scored three goals and assisted on a career-best five scores to finish with eight points... Assisted on a goal and picked up six ground balls during Denver's postseason run.

2011: Scored one goal with four assists to finish with five points... Picked up 47 ground balls, which ranked second on the team and eighth in the league... Registered one ground ball in the Outlaws' playoff game vs. Ham (8/27)... Earned his second career MLL All-Star selection.

2010: Played 12 games with Denver, scoring four goals on 14 shots (11 on goal) with six assists to finish with 10 points... Led the team with 59 ground balls... Picked up two ground balls in one playoff game... Received the Week 8 MLL Defensive Player of the Week award after he picked up five ground balls and added three goals, in helping Denver defeat Chesapeake 12-10... Set a career high with eight ground balls at Bos. (5/15) and matched it two weeks later vs. Tor. (5/29)... Earned his second MLL All-Star and All-MLL honors.

2009: Appeared in 12 games with the Outlaws, netting three goals on 11 shots (6 on goal) to go with one assist for four total points... Earned his first MLL All-Star and All-MLL selections... Led the team with 42 ground balls... Tallied an assist and 10 ground balls in two postseason contests... Played six games with the NLL's Philadelphia Wings, scoring one goal with two assists for three points... Registered 29 loose balls.

2008: Played nine games with the Baltimore (Chesapeake) Bayhawks in his rookie season... Scored one goal and posted one assist to finish with two points on the season... Paced the team with 48 ground balls.

COLLEGE

Transferred to Johns Hopkins University after two seasons at Fairfield University in Fairfield, Conn.... Played all 17 games and started the final seven... Finished second on the team with 70 ground balls and added one goal and one assist while winning 1-of-2 faceoffs... Two-year starter at Fairfield on defense, where he played in all 29 games with 18 starts in two seasons (2005, 2006) with the Stags... Helped team to a share of the 2005 GWLL Championship and a trip to the NCAA Tournament... Finished 16th in the nation in ground balls per game (5.06) as a freshman and totaled 123 ground balls in his two years... Led the team with 42 ground balls in 2006.



PERSONAL

Three-year member of the varsity lacrosse team (missed entire junior season with an injury) at John Jay High School in Cross River, N.Y.... Two-time all-league, all-section and *All-Journal News*/North County selection... Helped team to section championship game as a freshman and senior and section semifinals as a sophomore... Earned three varsity letters in football as a standout two-way player (quarterback/cornerback)... Garnered all-league honors as a junior and senior and added all-section and *All-Journal News* honors as a senior... Brother, Chris is an attackman for the Outlaws... Matthew L. Bocklet is the son of Michael and Terry Bocklet and was born on March 26, 1986, in South Salem, N.Y.

Regular Season MLL Statistics

YEAR TEAM	GP	G	2ptG	A	PTS	PIM	PPG	PPA	SHG	SHA	GWG	GB	S	SPCT	SOG	FO
2008 Was.	9	1	0	1	2	0	0	0	0	0	0	48	2	.500	1	1-1
2009 Den.	12	3	0	1	4	5	0	1	0	0	0	42	11	.273	6	0-0
2010 Den.	12	6	0	4	10	1	0	0	0	0	0	59	14	.429	11	0-0
2011 Den.	12	1	0	4	5	1	0	0	0	0	0	47	6	.167	3	0-0
2012 Den.	13	3	0	5	8	2	0	0	0	0	0	58	13	.231	5	0-0
TOTALS	58	14	0	15	29	9	0	1	0	0	0	254	46	.304	26	1-1

Postseason MLL Statistics

YEAR TEAM	GP	G	2ptG	A	PTS	PIM	PPG	PPA	SHG	SHA	GWG	GB	S	SPCT	SOG	FO
2009 Den.	2	0	0	1	1	0	0	0	0	0	0	10	0	.000	0	0-0
2010 Den.	1	0	0	0	0	0	0	0	0	0	0	2	0	.000	0	0-0
2011 Den.	1	0	0	0	0	0	0	0	0	0	0	3	3	.000	1	0-0
2012 Den.	2	0	0	1	1	2	0	0	0	0	0	6	0	.000	0	0-0
TOTALS	6	0	0	2	2	2	0	0	0	0	0	21	3	.000	1	0-0





Jeremy Boltus

6-1 • 180 • 3rd yr • United States Military Academy
Attack

Born: June 25, 1989, in Baldwinsville, N.Y.

High School: Granite Hills High School, El Cajon, Calif.

Drafted: 43rd overall in the 2011 MLL Collegiate Draft

Year with Outlaws: 1st



QUICKLY

- Earned the MLL's Rookie of the Year Award after leading all first-year players with 30 points in 2011
- Three-time MLL Player of the Week honoree (2 Rookie of the Week / 1 Offensive Player of the Week)
- Playing for his third team in his three-year career (Hamilton, 2011, Charlotte, 2012, Denver, 2013)
- Originally selected by Hamilton in the eighth round (43rd overall) of the 2011 MLL Collegiate Draft

PRO

2012: Boltus layed 11 games, finishing third on the team with 17 goals, including one two-pointer, and 12 assists for 30 points... Led Charlotte with a .395 shooting percentage... Acquired via the second overall pick in the 2012 MLL Expansion Draft by Charlotte.

2011: Boltus played all 12 games for Hamilton, leading the squad with 19 goals in addition to 11 assists... Earned the Cascade Rookie of the Year Award after tallying 30 points to lead all MLL rookies... Registered at least one point in all 12 regular-season games, as well as the Nationals' two postseason games... Named the MLL Rookie of the Week after scoring a pair of goals vs. Che. (5/19)... Received his second Rookie of the Week honor after posting two goals and two assists in the Nationals' 16-6 win at Che. (7/30)... Earned the MLL Offensive Player of the Week Award after tying Hamilton's single-game record with seven goals in the team's 19-16 win at Roc. (7/24)... Selected in the eighth round (43rd overall) by Hamilton in the 2011 MLL Collegiate Draft.

COLLEGE

Boltus finished his career at Army ranking second in all-time points (214) and assists (124), while adding 90 goals in 63 games (51 starts) for the Black Knights... At the time of his graduation, he ranked third on the Patriot League all-time leaderboard in points and assists... As a senior, he set an Army and Patriot League record with 45 assists... A two-time All-Patriot League member, Boltus earned All-America honors as a senior... Named the conference Offensive Player of the Year as a senior and was a Tewaaron Trophy finalist.

PERSONAL

Boltus is currently a 1st Lt. in the U.S. Army, stationed at Fort Carson in Colorado Springs, Colo.... Was an Academic All-American at Baldwinsville High School in Baldwinsville, N.Y... Lettered three years in lacrosse and served as a two-year captain... Led New York's Section 3 in goals as a senior... Also played football and basketball, earning second-team All-Central New York honors as a quarterback... Majored in Systems Engineering at the U.S. Military Academy at West Point, and post-graduation chose to pursue the Field Artillery branch... The son of Greg and Maryann Boltus, Jeremy Gregory Boltus was born on June 25, 1989 in Baldwinsville, N.Y.

Regular Season MLL Statistics

YEAR TEAM	GP	G	2ptG	A	PTS	PIM	PPG	PPA	SHG	SHA	GWG	GB	S	SPCT	SOG	FO
2011 Ham.	12	19	0	11	30	0	4	1	0	0	1	19	45	.422	33	0-0
2012 Char.	11	17	1	12	30	0	2	4	0	0	1	13	43	.395	32	0-0
TOTALS	23	36	1	23	60	0	6	5	0	0	2	32	88	.409	65	0-0

Postseason MLL Statistics

YEAR TEAM	GP	G	2ptG	A	PTS	PIM	PPG	PPA	SHG	SHA	GWG	GB	S	SPCT	SOG	FO
2011 Ham.	2	2	0	1	3	.5	0	0	0	0	0	2	8	.250	4	0-0
TOTALS	2	2	0	1	3	.5	0	0	0	0	0	2	8	.250	4	0-0



Ken Clausen

6-2 • 195 • 2nd yr • Virginia

Defense

Born: Oct. 19, 1987, Downington, Pa.

High School: The Hill School, Pottstown, Pa.

Drafted: 5th overall in the 2010 MLL Collegiate Draft

Year with Outlaws: 2nd

27

QUICKLY

- Entering his second year with the Outlaws and second in the MLL, but has not played since the 2010 season due to injury
- Four-time All-American at the University of Virginia, where he tied the school record with 70 games played
- Played for the NHL's Colorado Mammoth in 2010
- Selected with the fifth overall pick in the 2010 MLL Collegiate Draft by Denver

PRO

2010: Picked up 16 ground balls in eight games as a rookie for the Outlaws... Drafted fifth overall by Denver in the 2010 MLL Collegiate Draft... Selected 22nd overall by the NHL's Colorado Mammoth.

COLLEGE

Clausen was a four-time All-American at the University of Virginia, where he became the first Cavalier to earn that distinction more than twice... Tied the school record, starting all 70 games of his collegiate career... Ranked second on the team with 56 ground balls in 18 games (all starts) his senior season, earning first team All-America honors... Picked up 49 ground balls in 18 games (all starts) as a junior, ranking third among Atlantic Coast Conference defensemen... Named first team All-American for the second consecutive year... Finished second among ACC defensemen with 29 forced turnovers... Appeared in 18 games (all starts) his sophomore year, pacing the team with 59 ground balls, which ranked fifth nationally among defensemen... Earned first team All-America honors... Led the team and ranked second in the ACC with 28 forced turnovers... One of just four freshman to earn All-American status as a freshman, Clausen ranked third in the nation among defenders with 66 ground balls, which led all freshman... Set a school record for ground balls for a freshman, averaging 4.12 ground balls per game... Started all 16 games for Virginia, forcing 17 turnovers and adding one goal.

PERSONAL

Clausen was a four-year starter at The Hill School in Pottstown, Pa., where he earned All-America honors... Three-time all-area and all-league recipient... Two-time team defensive MVP and team captain... Named the *Pottstown Mercury* Player of the Year as a junior... Started at wide receiver on the school's football team for three years and earned first team all-league honors after setting the school record with 37 receptions for 664 yards as a senior... Founded the inaugural Mustache Madness, helping raise nearly \$32,000 for prostate cancer research... Majored in history... The son of Rebecca and Jeffrey Clausen, Ken Clausen was born on Oct. 19, 1987, in Downington, Pa.

Regular Season MLL Statistics

YEAR TEAM	GP	G	2ptG	A	PTS	PIM	PPG	PPA	SHG	SHA	GWG	GB	S	SPCT	SOG	FO
2010 Den.	8	0	0	0	0	0	0	0	0	0	0	16	2	.000	1	0-0
TOTALS	8	0	0	0	0	0	0	0	0	0	0	16	2	.000	1	0-0

Postseason MLL Statistics

YEAR TEAM	GP	G	2ptG	A	PTS	PIM	PPG	PPA	SHG	SHA	GWG	GB	S	SPCT	SOG	FO
2010 Den.	1	0	0	0	0	0	0	0	0	0	0	0	0	.000	0	0-0
TOTALS	1	0	0	0	0	0	0	0	0	0	0	0	0	.000	0	0-0



Charlie Cipriano

5-11 • 175 • 2nd yr • Fairfield

Goalie

Born: Jan. 29, 1990, in Williston Park, N.Y.

High School: Herricks High School in Searingtown, N.Y.

Drafted: 54th overall in the 2012 MLL Collegiate Draft

Year with Outlaws: 2nd

25

QUICKLY

- Two-time ECAC Goalkeeper of the Year at Fairfield, where he earned All-America honors as a senior
- Made his MLL debut with 14:07 of regular-season action and :09 of postseason play as a rookie
- Drafted 54th overall in the 2012 MLL Collegiate Draft by the Outlaws.

PRO

2012: Played two games, totaling 14:07 in net... Allowed four goals and saved six shots for a save percentage of .600 and goals against average of 17.0... Played nine seconds in Denver's MLL Semifinal win against L.I. (8/25), allowing one goal... Drafted 54th overall in the 2012 MLL Collegiate Draft by the Outlaws.

COLLEGE

Cipriano earned All-America honors as a senior at Fairfield University and was a two-time ECAC Goalkeeper of the Year... Became the first player from Fairfield to earn a major individual award when he was named ECAC Goalkeeper of the Year after saving 177 shots as a junior... Ranked sixth in the country with a .586 save percentage and 11th nationally with a 7.93 goals against average, both of which lead the ECAC.

PERSONAL

Cipriano holds the New York State High School record for career saves, making 1,366 stops during his four-year career at Herricks High School in Searingtown, N.Y.... Served as a team captain for his final two seasons... Earned 29 victories during his career... Stopped 374 shots as a senior, earning second-team All-america honors and being honored as the Nassau County Goalie of the Year... Three-time team MVP and four-time all-county... Also lettered in soccer, wrestling and football... Earned all-county in soccer twice and all-conference as a wrestler... Currently serving as an assistant coach at Manhattan College... The son of Caroline and Dino Cipriano, Charles Joseph Cipriano was born on Jan. 29, 1990 in Williston Park, N.Y.

Regular Season MLL Statistics

YR	TEAM	GP	MIN	W	L	SO	GA	2ptGA	GAA	SV	SV%
2012	Den.	2	14:07	0	0	0	4	0	17.00	6	.600
TOTALS		2	14:07	0	0	0	4	0	17.00	6	.600

Postseason MLL Statistics

YR	TEAM	GP	MIN	W	L	SO	GA	2ptGA	GAA	SV	SV%
2012	Den.	1	0:09	0	0	0	1	1	--	0	0.00
TOTALS		1	0:09	0	0	0	1	1	--	0	0.00



James Dailey

5-9 • 165 • 3rd yr • Stevenson

Attack

Born: Oct. 28, 1988, in Westminster, Md.

High School: Winter Mills H.S., Westminster, Md.

Drafted: Acquired by Boston from the Player Pool in 2011

Year with Outlaws: 1st

28

QUICKLY

- Made his MLL debut in 2012, playing one game for Chesapeake
- Earned the Division III Outstanding Player of the Year honors as a senior at Stevenson University
- Led Division III in points (118) and assists (58) as a senior, setting school records in both categories

PRO

2012: Played one game for Chesapeake in his first MLL season, registering one shot... Acquired by Chesapeake via trade in exchange for a 2013 fifth-round supplemental draft choice on April 12.

2012: Added from the Player Pool by Boston, but did not appear in a game during his rookie season.

COLLEGE

Dailey was a four-year starter at Stevenson University, where he registered a school-record 166 goals and 163 assists to finish with 329 total points.... Led Division III in points (118) and assists (58) as a senior, setting school records in both categories and earning the Division III Outstanding Player of the Year Award... Named first-team All-American and first-team all conference as a junior after leading the team in assists... Missed the 2008 (sophomore) season due to a shoulder injury... Earned CAC Rookie of the Year and CAC first-team honors following a freshman season in which he led the team in goals, assists and points... Set a school record with seven game-winning goals as a freshman.

PERSONAL

Dailey was a three-time all-conference selection at Winters Mill High School in Westminster, Md.... Two-time first-team all-county honoree... Graduated from Stevenson with a degree in business administration... The son of Karl and Colleen Dailey, James “Jimmy” Dailey was born on Oct. 28, 1988 in Westminster, Md.

Regular Season MLL Statistics

YEAR	TEAM	GP	G	2ptG	A	PTS	PIM	PPG	PPA	SHG	SHA	GWG	GB	S	SPCT	SOG	FO
2011	Che.	1	0	0	0	0	0	0	0	0	0	0	0	1	.000	0	0-0
TOTALS		1	0	0	0	0	0	0	0	0	0	0	0	1	.000	0	0-0



Greg Downing

6-1 • 195 • 8th yr • Fairfield

Midfield

Born: March 24, 1985, in Auburn, N.Y.

High School: Auburn High School, Auburn, N.Y.

Drafted: 6th overall in the 2007 MLL Collegiate Draft

Year with Outlaws: 3rd

64

QUICKLY

- Two-time MLL All Star
- Part of the U.S. Indoor Lacrosse team that earned bronze medals team in Prague in 2011
- Three-time All-American at Fairfield University
- Selected by the Outlaws with the sixth pick in the 2012 MLL Expansion Draft

PRO

2012: Selected by the Outlaws with the sixth pick in the 2012 MLL Expansion Draft, but missed the season due to injury.

2011: Played six games for Boston...Scored six goals, with three assists and six ground balls...Missed one game due to the World Indoor Lacrosse Championships, during which he earned a bronze medal with the U.S. team... Helped the Cannons earn the Steinfeld Cup, scoring one goal during the postseason.

2010: Appeared in 11 games for the Cannons, scoring two goals and picking up 13 ground balls... Played one postseason contest.

2009: Scored 14 goals with three assists in 10 games for Boston, earning his second consecutive MLL All-Star selection... Led the Cannons with four powerplay tallies... Played two games for Denver, scoring four goals before joining the Cannons... Scored one goal in one playoff game for the Cannons.

2008: Appeared in all 12 games for Los Angeles, scoring 19 goals with four assists... Picked up 21 ground balls and scored a pair of powerplay goals and one game-winning goal... Named to his first MLL All-Star Game.

2007: Played nine games with Los Angeles as a rookie... Netted seven goals with seven assists to go with 16 ground balls... Recorded one game-winning goal... Drafted in the first round of the MLL Collegiate Draft (6th overall) by Los Angeles.

COLLEGE

Downing was a four-time All-American at Fairfield University, becoming the first player to be named to All-America teams in multiple season from that school... Ranked fourth in school history at the time of graduation with 101 goals... Topped 20 goals in each of his four collegiate seasons... His 141 points and 40 assists both ranked in the top 10 in school annals at the time of graduation... Earned ECAC first-team twice.. Named the Great Western Lacrosse League Offensive Player of the Year in 2005 and the GWLL Rookie of the Year in 2004.



PERSONAL

Downing attended Auburn High School in Auburn, N.Y.... Currently works as the national director of Trilogy Lacrosse... Currently studying environmental policy and management at Denver University... Greg Downing was born on March 24, 1985 in Auburn, N.Y.

Regular Season MLL Statistics

YEAR	TEAM	GP	G	2ptG	A	PTS	PIM	PPG	PPA	SHG	SHA	GWG	GB	S	SPCT	SOG	FO
2007	L.A.	9	7	0	7	14	.5	0	0	0	0	1	16	24	.292	18	0-0
2008	L.A.	12	19	0	4	23	2.5	2	0	0	0	1	21	65	.292	39	0-0
2009	Den./Bos.	12	18	0	3	21	1.5	4	0	0	0	2	13	57	.207	32	0-0
2010	Bos.	11	2	0	0	2	.5	1	0	0	0	0	12	13	.154	8	0-0
2011	Bos.	11	6	0	4	10	0	0	0	0	0	0	6	28	.214	14	0-0
2012	Den.	0	0	0	0	0	0	0	0	0	0	0	0	0	.000	0	0-0
TOTALS		55	52	0	18	70	5	7	0	0	0	4	68	187	.278	111	0-0

Postseason MLL Statistics

YEAR	TEAM	GP	G	2ptG	A	PTS	PIM	PPG	PPA	SHG	SHA	GWG	GB	S	SPCT	SOG	FO
2007	L.A.	2	3	0	0	3	1.5	0	0	0	0	0	0	7	.429	4	0-0
2008	L.A.	1	1	0	0	1	1	0	0	0	0	0	2	2	.500	2	0-0
2009	Bos.	1	1	0	0	1	0	0	0	0	0	0	2	2	.500	2	0-0
2010	Bos.	1	0	0	0	0	0	0	0	0	0	0	1	0	.000	0	0-0
2011	Bos.	2	1	0	0	1	.5	0	0	0	0	0	0	4	.250	2	0-0
2012	Den.	0	0	0	0	0	0	0	0	0	0	0	0	0	.000	0	0-0
TOTALS		7	6	0	0	6	3	0	0	0	0	0	5	15	.400	10	0-0





Adam Fullerton

6-0 • 188 • 6th yr • United States Military Academy

Goalie

Born: Feb. 6, 1985, in Elmira, N.Y.

High School: Liverpool High School, Liverpool, N.Y.

Drafted: 28th overall in the 2008 MLL Collegiate Draft

Year with Outlaws: 5th

4

QUICKLY

- Served the U.S. Army in Afghanistan during portions of the 2011 and 2012 seasons
- Is a U.S. Army Captain and is a Rear Detachment Commander at Fort Carson in Colorado Springs, Colo.
- Majored in leadership management during his career at the U.S. Military Academy
- Played for Team USA in the 2010 World Games

PRO

2012: Played two games after returning from military duty in Afghanistan... Totaled four saves while allowing three goals (.571 pct.) in 12:39 of action... Spent 11:22 in net and made three saves in Denver's 21-6 win vs. Cha. (7/14) and closed out the Outlaws' Independence Day victory vs. Ohio (7/4).

2011: Inserted in goal for the fourth quarter of Denver's game at Bos. (5/21) on Military Appreciation Night in his final game before deploying for Afghanistan, Fullerton made two saves and picked up three ground balls, including a last-second interception to seal the team's 13-12 win.

2010: Appeared in four games with Denver, totaling 130:31 in net... Made 29 saves, while allowing 24 goals (.547)... Registered 11.95 goals against per game and finished with a 0-1 record.

2009: Played in three games with the Outlaws, registering a goals against average of 12.78... Made nine saves and allowed eight goals (.529)... Spent 37:34 in goal and finished 0-1 on the season... Played 1:30 during the playoffs.

2008: Made his MLL debut with Rochester and appeared in two games, totaling 68:33 in net... Made 20 saves and allowed 16 goals (.556) with a 14.00 GAA... Selected by Rochester with the 28th pick in the 2008 MLL Draft.

COLLEGE

As a senior, Fullerton was ranked the fifth-best goalie in the country by Inside Lacrosse and earned preseason All-America and All-Patriot League honorable mention honors... Finished his junior season ranked 10th in the nation with a 7.79 GAA and 15th with a .581 save percentage... Named Patriot League Goalie of the Year and first team all-conference... Started all 15 games and totaled eight games with at least 10 saves... Appeared in 15 games, all starts as a sophomore, finishing the season with an 8.29 GAA... Made 164 saves against 508 shots (.577) and led the team with 44 ground balls... Recorded double-digit saves in eight consecutive games... Made at least 10 saves in 11 contests... Led the Patriot League in save percentage (57.7%), saves (164) and saves per game (10.93)... Appeared in all 17 games and made 12 starts – both school records for a freshman goalie... Set a school record for longest consecutive winning streak by a freshman goalie and longest consecutive winning streak at the beginning of a career at seven... Ranked third on the squad in ground balls with 40... Finished 18th nationally with a save percentage of .576... Ranked second in the Patriot League in save percentage and third in goals-against average.



PERSONAL

Fullerton was a team captain at Liverpool High School in Liverpool, N.Y., where he was a second-team all-league and honorable mention All-Central New York performer for the Warriors... Named to all-star team at Top 205 Camp... Started playing lacrosse in the seventh grade... Also played football at Liverpool... Majored in leadership management.... Has a twin brother, Patrick, who played attack for Army... The son of Kevin and Sue Fullerton, Adam Stewart Fullerton was born Feb. 6, 1985, in Elmira, N.Y.

Regular Season MLL Statistics

YR	TEAM	GP	MIN	W	L	SO	GA	2ptGA	GAA	SV	SV%
2008	Roc.	2	68:33	0	1	0	16	0	14.00	20	.556
2009	Den.	3	37:34	0	1	0	8	0	12.78	9	.529
2010	Den.	4	120:31	0	1	0	24	1	11.95	29	.547
2011	Den.	1	15:01	1	0	0	5	0	19.54	2	.286
2012	Den.	2	12:39	0	0	0	3	0	14.23	4	.571
TOTALS		12	252	1	3	0	56	1	13.33	64	.533

Postseason MLL Statistics

YEAR	TEAM	GP	MIN	W	L	SO	GA	2ptGA	GAA	SV	SV%
2009	Den.	1	1:30	0	0	0	0	0	0.00	0	.000
TOTALS		1	1:30	0	0	0	0	0	0.00	0	.000





Zach Greer

6-1 • 190 • 4th • Bryant/Duke

Attack

Born: Feb. 12, 1986, Whitby, Ontario

High School: All Saints Catholic Secondary, Whitby, Ontario

Drafted: 3rd overall in the 2009 MLL Collegiate Draft

Year with Outlaws: 1st



QUICKLY

- Earned a master's degree from Bryant University following his three-year career at Duke
- Four-time NCAA All-American
- NCAA Division-I's all-time leading scorer with 248 goals and tied for the most total points with 353.
- Drafted third overall in the 2009 MLL Draft by Long Island

PRO

2012: Spent the 2012 season on the Long Island roster, but did not appear in a game.

2010: Played 10 games for Long Island and scored 17 goals to go with three assists... Four goals came on the powerplay and one was a game-winning tally... Picked up seven ground balls... Scored six goals with four ground balls in the Lizards' two postseason contests.

2009: Scored 12 goals with two assists in five games during his rookie season with Long Island... Three of his goals came on the powerplay... Shot 42.9 percent, scoring on 12-of-28 shots... Selected third overall in the MLL Collegiate Draft by Long Island.

COLLEGE

Greer was a four-time All-American at Duke (2006-08) and Bryant University (2009)... Left college as Division I's all-time leading goal scorer with 248 markers... Tied the NCAA Division-I record with 353 career points... A Tewaaraton Trophy finalist as a senior, Greer captained Bryant with 42 goals and 26 assists, helping the team to a 10-5 record in its first season competing in Division I... Led the country with 4.53 points per game and tied for the sixth-most goals in the nation as a senior... Scored 11 points (6 goals, 5 assists) to tie for the most points in a single game in 2009... Set an NCAA freshman record with 57 goals as a freshman, leading the country in scoring and earning All-Rookie awards.

PERSONAL

Greer led Canada to the championship game at the International Lacrosse Federation Under-19 World Championships, scoring 16 goals with one assist to earn a spot on the IFL All-World Team... Played 40 games with the Ontario Lacrosse Association's Whitby Warriors, scoring 72 goals with 72 assists and earning team MVP honors... Has a brother Bill, who played in the NHL and a cousin, Shawn Thornton who played for the Boston Bruins of the NHL... The son of Irene and the late Dan Greer, Zack Greer was born on Feb. 12, 1986 in Whitby, Ontario.



Regular Season MLL Statistics

YEAR TEAM	GP	G	2ptG	A	PTS	PIM	PPG	PPA	SHG	SHA	GWG	GB	S	SPCT	SOG	FO
2009 L.I.	5	12	0	2	14	0	3	0	0	0	0	8	28	.429	21	0-0
2010 L.I.	10	17	0	3	20	8	4	0	0	0	1	7	59	.288	32	0-0
2012 L.I.	0	0	0	0	0	0	0	0	0	0	0	0	0	.000	0	0-0
TOTALS	15	29	0	5	34	8	7	0	0	0	1	15	87	.333	53	0-0

Postseason MLL Statistics

YEAR TEAM	GP	G	2ptG	A	PTS	PIM	PPG	PPA	SHG	SHA	GWG	GB	S	SPCT	SOG	FO
2009 L.I.	1	0	0	0	0	3	0	0	0	0	0	2	3	.000	2	0-0
2010 L.I.	2	6	0	0	6	1	1	0	0	0	0	4	10	.600	7	0-0
TOTALS	3	6	0	0	6	4	1	0	0	0	0	6	13	.462	9	0-0

DID YOU KNOW?

The Outlaws set a single-season MLL record in 2011, allowing just 123 goals to opponents. That figure shattered the previous record of 136 goals against set by Philadelphia in 2006.



Tom Guadagnolo

5-11 • 189 • 3rd yr • Syracuse

Defense

Born: June 26, 1989, in Jordan, N.Y.

High School: Jordan-Elbridge H.S., Jordan, N.Y.

Drafted: 63rd overall, 2013 MLL Supplemental Draft

Year with Outlaws: 1st

89

QUICKLY

- Selected by the Outlaws with the 63rd choice in the 2013 Supplemental Draft after opening his career with Rochester (2011-12)
- Earned Big East All-Academic Team honors as a senior at Syracuse

PRO

2012: Played six games for Rochester, picking up six ground balls.

2011: Appeared in eight games as a rookie for Rochester, registering 10 ground balls.

COLLEGE

Guadagnolo appeared in 55 games during his four-year career at Syracuse, totalign 28 ground balls and 18 caused turnovers... Scored once as a senior, finishing with one point on two shots for his career... Earned Big East All-Academic Team honors as a senior... Helped Syracuse's defense lead the country in scoring defense (7.4 gpg) as a junior... Part of a defensive unit that ranked fourth in the country, allowing just 7.39 goals per game as a sophomore.

PERSONAL

Guadagnolo earned U.S. Lacrosse All-America honors at Jordan-Elbridge High School... Tallied 36 goals and assisted on 22 others for his high school career... Earned a pair of first-team All-CNY honors and three all-league awards... Led his team in ground balls three times... Helped the Onondaga RedHawks to the Junior 'B' box lacrosse title... Played four seasons of football, earning first-team all-league honors at linebacker twice... The son of Tom and Gayle Guadagnolo, Thomas Guadagnolo Jr. was born on June 26, 1989 in Jordan, N.Y.

Regular Season MLL Statistics

YEAR TEAM	GP	G	2ptG	A	PTS	PIM	PPG	PPA	SHG	SHA	GWG	GB	S	SPCT	SOG	FO
2011 Roc.	8	0	0	0	0	0	0	0	0	0	0	10	0	.000	0	0-0
2012 Roc.	6	0	0	0	0	0	0	0	0	0	0	6	0	.000	0	0-0
TOTALS	14	0	0	0	0	0	0	0	0	0	0	16	0	.000	0	0-0



Steve Holmes

6-0 • 200 • 7th yr • Virginia

Defense

Born: Nov. 25, 1982, in Chestnut Hill, Pa.

High School: Germantown Academy, Fort Washington, Pa.

Drafted: 22nd overall in the 2006 MLL Collegiate Draft

Year with Outlaws: 3rd

8

QUICKLY

- Drafted in the sixth round of the 2007 NLL draft by the San Jose Stealth
- Originally entered the MLL as the 22nd overall selection in the 2006 MLL Draft by the San Francisco Dragons

PRO

2012: Appeared in 11 games for Denver, scoring two goals and picking up 14 ground balls.

2011: After missing the 2010 season, Holmes scored twice and assisted on another to finish with three points in 10 games with the Outlaws... Picked up 13 ground balls on the year.

2009: Played three games with the MLL's Chicago Machine in which he picked up four ground balls.

2008: Appeared in 11 games with the San Francisco Dragons, scoring two goals on seven shots (5 on goal) and adding three assists for five total points... Picked up 16 ground balls on the year.

2007: Played in a career-high 12 games with San Francisco... Assisted on one goal while adding 36 ground balls, which ranked fourth on the team.

2006: Scored three goals in nine games with San Francisco in his rookie MLL season... Posted one assist to finish with four points on the season... Scooped up 15 ground balls and unleashed eight shots (7 on goal)... Registered two ground balls in the Dragons' playoff contest... Selected by San Francisco with the 22nd overall pick of the 2006 MLL Draft.

COLLEGE

A two-sport athlete at the University of Virginia, Holmes also played football as a freshman... Earned honorable mention All-American honors and was a team captain as a senior... Led the Virginia defense with 43 ground balls... Played in all 13 games, starting the last 12 as a sophomore... Led the team's longstickmen with 45 ground balls, which ranked third in the Atlantic Coast Conference... Started every game as a freshman, one of only nine ACC defensemen to do so... His 41 ground balls ranked third among team's long sticks and fifth in the ACC.

PERSONAL

Holmes was a two-sport standout in lacrosse and football at Germantown Academy in Fort Washington, Pa.... Earned All-America honors as a senior and was named First Team All-State as a junior and senior... Collected four letters in football as a quarterback and wide receiver... Voted first team All-League three times and was a two-time first team All-City selection in football... Holds the school's career and single-season receiving record... Has a younger sister, Kristyn... The son of Joy and Tony, Steve Holmes was born on Nov. 25, 1982, in Chestnut Hill, Pa.

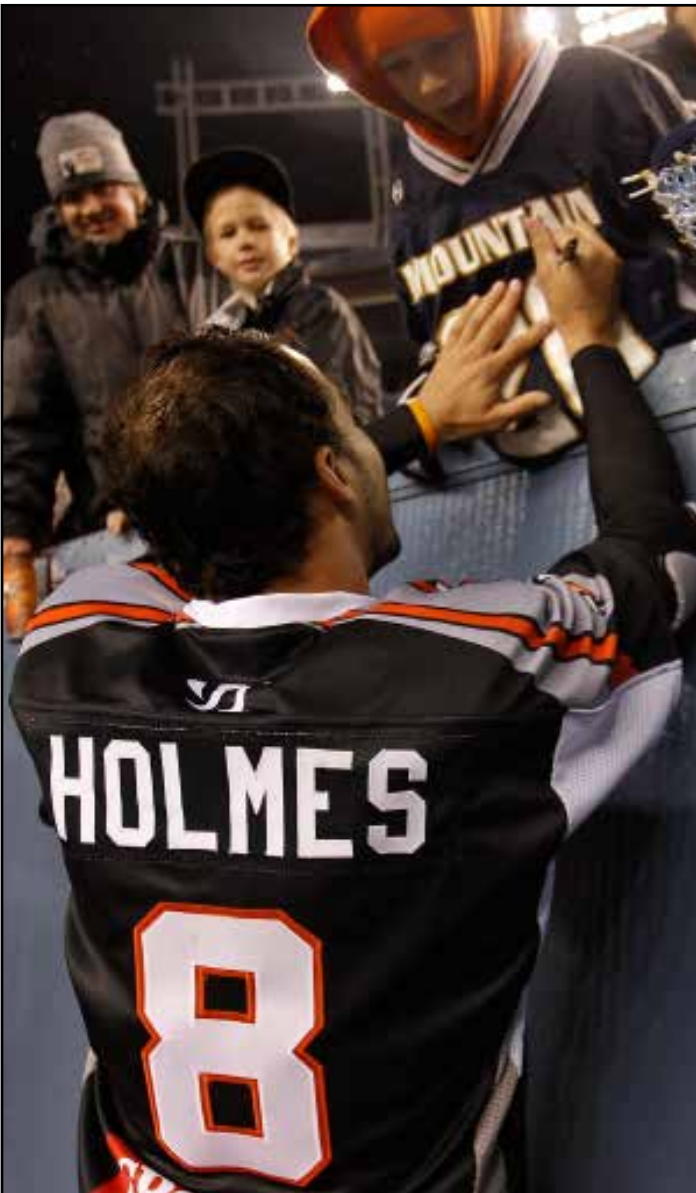


Regular Season MLL Statistics

YEAR	TEAM	GP	G	2ptG	A	PTS	PIM	PPG	PPA	SHG	SHA	GWG	GB	S	SPCT	SOG	FO
2006	S.F.	9	3	0	1	4	3.5	0	0	0	0	0	15	8	.375	7	0-2
2007	S.F.	12	0	0	1	1	6	0	0	0	0	0	36	5	.000	2	0-0
2008	S.F.	11	2	0	3	5	2	0	0	0	0	0	16	7	.286	5	1-1
2009	Chi.	3	0	0	0	0	4	0	0	0	0	0	4	2	.000	0	0-0
2010	Den.	10	2	0	1	3	2	0	0	0	0	0	13	5	.400	5	0-0
2011	Den.	10	2	0	1	3	2	0	0	0	0	0	13	5	.400	5	0-0
2012	Den.	11	2	0	0	2	1	0	0	0	0	0	14	6	.333	4	0-0
TOTALS		56	9	0	6	15	18.5	0	0	0	0	0	98	33	.273	23	1-3

Postseason MLL Statistics

YEAR	TEAM	GP	G	2ptG	A	PTS	PIM	PPG	PPA	SHG	SHA	GWG	GB	S	SPCT	SOG	FO
2006	S.F.	1	0	0	0	0	0	0	0	0	0	0	2	0	.000	0	0-0
TOTALS		1	0	0	0	0	0	0	0	0	0	0	2	0	.000	0	0-0





Anthony Kelly

6-4 • 245 • 8th yr • Ohio State

Faceoff

Born: May 30, 1980, in Cleveland

High School: St. Ignatius High School, Cleveland

Drafted: 174th overall, 2005 MLL Supplemental Draft

Year with Outlaws: 2nd

47

QUICKLY

- Enters 2013 as the MLL career record holder with 2,089 faceoff attempts and ranks second with 1,045 wins
- Three-time MLL All-Star
- Won the fastest shot competition at the 2008 MLL All-Star game with a 109 MPH shot.
- Selected to the U.S. Men's National Indoor Team
- Started every possible game for Ohio State during his four-year career
- Led the Buckeyes in ground balls all four years of his college career

PRO

2012: Began the year with Ohio, winning 77-of-157 faceoffs and picking up 23 ground balls in seven games before being traded to Denver on July 6... Finished the season with the Outlaws, winning 87-of-149 faceoffs in the final five games of the regular season... Picked up 36 ground balls with Denver in addition to scoring one goal with three assists.

2011: Appeared in 11 games, winning 128-of-285 faceoffs to go with three goals (1 2pG) and one assist with 41 ground balls.

2010: Won 160-of-317 faceoffs in 11 games for Chicago... Added two assists and 57 ground balls.

2009: Won 108-of-217 faceoffs and scored two goals in eight games with Chicago.

2008: Scored six goals, including one two-pointer, and one assist for eight total points in 12 games with Los Angeles... Won 184-of-375 faceoffs... Named to the MLL All-Star Game, during which he won the fastest shot competition with a 109 MPH shot.

2007: Played 11 games for Los Angeles and scored one goal with a career-best five assists.... Picked up 62 ground balls and won 169-of-337 faceoffs.

2006: In his first season of action, Kelly played 11 games for Los Angeles, scoring six goals with 36 ground balls... Won 132-of-252 faceoffs.

2005: Drafted with the 174th choice of the 2005 MLL Supplemental Draft by Los Angeles.



COLLEGE

Kelly was a four-year starter at Ohio State University, where he started every game of his career... Became the only player in school history to lead the team in ground balls during all four years of his career... Helped the Buckeyes to the GWLL title and was part of the first Ohio State team to make the NCAA Tournament.

PERSONAL

Kelly co-founded Resolute Lacrosse in Columbus Ohio... Played for St. Ignatius High School in Cleveland and was born on May 30, 1980.

Regular Season MLL Statistics

YEAR	TEAM	GP	G	2ptG	A	PTS	PIM	PPG	PPA	SHG	SHA	GWG	GB	S	SPCT	SOG	FO
2006	L.A	11	6	0	0	6	2	0	0	0	0	0	36	23	.261	14	132-252
2007	L.A	11	1	0	5	6	2.5	0	0	0	0	0	62	17	.059	5	169-337
2008	L.A	12	6	1	1	8	2.5	1	0	0	0	0	45	18	.333	12	184-375
2009	Chi.	8	2	0	0	2	3.5	0	0	0	0	0	12	6	.333	4	108-217
2010	Chi.	11	0	0	2	2	0	0	0	0	0	0	57	13	.000	4	160-317
2011	Roc.	11	3	1	1	5	0	0	0	0	0	0	41	12	.250	7	128-285
2012	Ohio/Den.	12	1	0	3	4	0	0	0	0	0	0	59	10	.100	5	164-306
TOTALS		76	19	2	12	33	10.5	1	0	0	0	0	312	99	.192	51	1045-2089

Postseason MLL Statistics

YEAR	TEAM	GP	G	2ptG	A	PTS	PIM	PPG	PPA	SHG	SHA	GWG	GB	S	SPCT	SOG	FO
2007	L.A	2	1	0	0	1	0	0	0	0	0	0	6	2	.500	1	23-45
2008	L.A	1	1	0	0	1	0	0	0	0	0	0	4	1	1.000	1	15-27
2012	Den.	2	0	0	1	1	0	0	0	0	0	0	2	0	.000	0	12-33
TOTALS		4	5	1	1	7	1	1	0	1	0	0	23	8	.625	5	62-117





Terry Kimener

6-2 • 180 • 6th yr • Maryland-Baltimore County
Midfield

Born: Dec. 1, 1984, in Oakton, Va.

High School: Oakton High School, Vienna, Va.

Drafted: 8th overall in the 2008 MLL Collegiate Draft

Year with Outlaws: 3rd

16

QUICKLY

- Became the third player drafted into the MLL from the University of Maryland Baltimore County
- Ranked second on the Outlaws with 18 assists and fifth with 36 points in 2012
- Two-time first team All-America East Conference selection and All-America honoree at UMBC
- Drafted in the first round (3rd overall) by the Outlaws in the 2010 MLL Supplemental Draft

PRO

2012: Set career highs in goals (17), assists (18), points (36) and ground balls (16), while appearing in all 14 games for the Outlaws.. His 18 assists ranked second on the team and his 36 points were fifth... Assisted on two goals during Denver's two playoff games.

2011: Netted six goals with five assists to finish with 11 points in six games with Denver... Earned Bud Light Player of the Game honors after finishing with three goals on three shots, including the game-winner in Denver's 13-12 win at Bos. (5/21)... Scored the game-winning goal at L.I. (8/6) and finished tied for the team lead with two game-winning goals on the year... Tallied one goal on two shots in the Outlaws' MLL Semifinal game vs. Ham. (8/27).

2010: Played two games with Toronto, scoring one goal and picking up one ground ball after starting the season with Chicago... Appeared in eight games with the Machine, where he netted five goals, including one from two-point distance... Added five assists to finish with 11 points along with six ground balls.

2009: Participated in 11 games with Chicago, registering eight goals and five assists (13 pts.)... Set career highs in goals, points and ground balls (13).

2008: Ranked fourth on Chicago with 16 goals and added six assists (22 pts.) in nine games as a rookie.

COLLEGE

Kimener was a two-time first team All-America East Conference selection and All-America honoree at the University of Maryland Baltimore County... Named America East Player of the Year as a senior... Earned America East tournament MVP honors during his senior season.

PERSONAL

Kimener earned consecutive first team all-district and all-region honors at Oakton High School in Vienna, Va., before finishing his career at Bridgton Academy in North Bridgton, Maine... Named honorable mention all-area during his final two seasons... Helped his team to the state championship as a senior... Majored in American Studies... The son of Carol and John, Terry Kimener was born Dec. 1, 1984, in Oakton, Va.



Regular Season MLL Statistics

YEAR TEAM	GP	G	2ptG	A	PTS	PIM	PPG	PPA	SHG	SHA	GWG	GB	S	SPCT	SOG	FO
2008 Chi.	9	16	0	6	22	0	4	0	0	0	0	8	35	.457	24	0-0
2009 Chi.	11	8	0	5	13	1	0	0	0	0	0	13	20	.400	16	0-0
2010 Tor.	2	1	0	0	1	1	0	0	0	0	0	1	7	.143	3	0-0
2010 Chi.	8	5	1	5	11	1	1	2	0	0	0	6	18	.278	10	0-0
2011 Den.	6	6	0	5	11	.5	0	0	0	0	2	6	21	.286	14	0-0
2012 Den.	14	17	1	18	36	2.5	0	2	0	0	1	16	60	.283	30	0-0
TOTALS	50	53	2	39	94	6	5	4	0	0	3	50	161	.329	97	0-0

Postseason MLL Statistics

YEAR TEAM	GP	G	2ptG	A	PTS	PIM	PPG	PPA	SHG	SHA	GWG	GB	S	SPCT	SOG	FO
2011 Den.	1	1	0	0	1	0	0	0	0	0	0	0	2	.500	1	0-0
2012 Den.	2	0	0	2	2	0	0	0	0	0	0	0	7	.000	3	0-0
TOTALS	3	1	0	2	3	0	0	0	0	0	0	0	9	.111	4	0-0





Andrew Lay

6-3 • 200 • 2nd yr • Denver

Midfield

Born: April 28, 1989, in Denver

High School: East High School, Denver

Drafted: 39th overall in the 2011 MLL Collegiate Draft

Year with Outlaws: 2nd

9

QUICKLY

- Has appeared in one game in each of his two MLL seasons
- Drafted by the Outlaws in the 2011 MLL Collegiate Draft

PRO

2012: Played one game for Denver, appearing in the team's 16-10 loss vs. Bos. (5/19).

2011: Selected with the 39th overall pick in the 2011 MLL Collegiate Draft and appeared in one game for Denver.

COLLEGE

Saw action in 53 games for the University of Denver over his four-year career... Recorded 34 goals and 16 assists for a total of 50 points... Finished with a career 53.4 shot on goal percentage... Recorded three game-winning goals and nine man-up goals... Grabbed 32 ground balls and caused three turnovers... Ranked seventh all-time in DU's Division I career record books for man-up goals and tied for sixth in game-winning goals... Member of the first class to make a Final Four appearance in the NCAA Tournament.

PERSONAL

First-Team All-State midfielder for Denver East H.S. in 2007.... Selected as one of the Rocky Mountain News' Ten Players to Watch for 2007... Named Denver Athletic Club Athlete of the Year in 2007... As a four-year letterman, was the leading scorer for Denver East's state runner-up team in 2006... Graduated from DU with a degree in Marketing.

Regular Season MLL Statistics

YEAR	TEAM	GP	G	2ptG	A	PTS	PIM	PPG	PPA	SHG	SHA	GWG	GB	S	SPCT	SOG	FO
2011	Den.	1	0	0	0	0	0	0	0	0	0	0	0	0	.000	0	0-0
2012	Den.	1	0	0	0	0	0	0	0	0	0	0	0	0	.000	0	0-0
TOTALS		2	0	0	0	0	0	0	0	0	0	0	0	0	.000	0	0-0



Will Mangan

5-10 • 175 • 2nd yr • Rutgers

Attack

Born: Oct. 10, 1990, in Maplewood, N.J.

High School: Columbia High School, Maplewood, N.J.

Drafted: Added from the player pool by Long Island, 2012

Year with Outlaws: 1st

21

QUICKLY

- Acquired via trade during the 2013 MLL Collegiate Draft
- Earned Big East Midfielder of the Year honors as a senior at Rutgers

PRO

2012: Played seven games for Long Island, scoring eight goals with three assists and nine ground balls... Added from the player pool on June 6.

COLLEGE

Mangan earned Big East Midfielder of the Year honors as a senior at Rutgers after posting 30 goals and 10 assists as a senior... Ranked second on the team with 46 ground balls as a senior... Led the Big East in shots per game (7.47) and ranked second in goals per game (2.0) as a senior... Served as a co-captain his final year with the Scarlet Knights... Scholar All-American... Played in the USILA/LaxWorld North-South Classic... Coached by current Outlaws Head Coach Jim Stagnitta.

PERSONAL

Mangan played for Columbia High School in Maplewood, N.J.... Graduated with a degree in finance... Has two younger siblings, Brett and Olivia... The son of Bill and Monica Mangan, Will Mangan was born on Oct. 10, 1990 in Maplewood, N.J.

Regular Season MLL Statistics

YEAR TEAM	GP	G	2ptG	A	PTS	PIM	PPG	PPA	SHG	SHA	GWG	GB	S	SPCT	SOG	FO
2012 L.I.	7	8	0	3	11	0	0	0	0	0	0	9	29	.276	13	0-0
TOTALS	7	8	0	3	11	0	0	0	0	0	0	9	29	.276	13	0-0

Regular Season MLL Statistics

YEAR TEAM	GP	G	2ptG	A	PTS	PIM	PPG	PPA	SHG	SHA	GWG	GB	S	SPCT	SOG	FO
2012 L.I.	1	0	0	0	0	0	0	0	0	0	0	0	3	.000	1	0-0
TOTALS	1	0	0	0	0	0	0	0	0	0	0	0	3	.000	1	0-0



Eric Martin

6-2 • 205 • 10th yr • Salisbury State

Midfield

Born: Nov. 12, 1981, in Norfolk, Va.

High School: Norfolk Academy, Norfolk, Va.

Drafted: 20th overall in the 2004 MLL Collegiate Draft

Year with Outlaws: 5th

55

QUICKLY

- Four-time MLL All-Star (2007, 08, 10, 11)
- Enters 2013 ranking third on the MLL's career penalty minute leaderboard with 79.5
- Played five seasons with the NLL's San Jose Stealth (2005-09), totaling 16 goals, 50 assists (66 pts.) and 495 loose balls in 75 games
- Two-time All-American at Salisbury State, where he won the NCAA Division III National Player of the Year
- Originally drafted by Rochester with the 20th overall selection in the 2004 MLL Collegiate Draft

PRO

2012: Appeared in one game for the Outlaws, during which he suffered a season-ending injury.

2011: Selected to his fourth MLL All-Star Game and finished the year with 24 ground balls and one goal in six games before a collarbone injury ended his season.

2010: Earned his third All-Star selection and scored three goals with two assists (5 pts.) in 10 games with the Outlaws... Scored one shorthanded goal and ranked second on the team with 37 ground balls... Collected one ground ball in one postseason appearance.

2009: Played seven games, registering 19 ground balls in his first season with Denver... Recorded six ground balls in two playoff games... Netted six goals and 12 assists (18 pts.) in 12 games with the NLL's San Jose Stealth... Led the team with 100 loose balls... Contributed two goals, three assists (5 pts.) and 24 loose balls in two playoff games.

2008: Scored three goals to go with three assists (6 pts.) in 12 games as a team co-captain for San Francisco... Selected to the 2008 MLL All-Star Game... Ranked second on the team and 10th in the league with 53 ground balls, marking his third consecutive season with 50+ground balls... Netted four goals and picked up seven ground balls in one playoff appearance... Totaled 19 points (9 goals, 10 assists) in 16 games with the Stealth... Ranked fourth in the league with 151 loose balls... Collected seven loose balls in one postseason contest.

2007: Set a career high with six goals, including two 2-pointers and added one assist to finish with a career-best nine points in 12 games for the Dragons... Earned his first MLL All-Star selection... Paced the team and ranked ninth in the league with 65 ground balls and was credited with one game-winning goal... Paced the team with 151 loose balls, ranking fourth in the league in that category... Assisted on 14 goals in 16 appearances for San Jose and ranked sixth in the league with 132 loose balls... Posted two assists and 19 loose balls in two playoff appearances.



2006: Appeared in 12 games with San Francisco, totaling four goals, including one from two-point range, and two assists (7 pts.)... Led the team and ranked seventh in the league with 55 ground balls... Picked up six ground balls in one playoff contest... Totaled one goal and 11 assists (12 pts.) in 15 games for the Stealth... Led the team and finished 11th in the league with 112 loose balls... Acquired by San Francisco via trade with Rochester on April 21.

2005: Tied for seventh in the league with 49 ground balls in 12 appearances with Rochester... Added one goal on two shots... Appeared in one playoff game... Assisted on three goals in 16 appearances with San Jose.

2004: Played six games, totaling 12 ground balls in his rookie season with Rochester... Drafted by the Rattlers with the 20th pick in the 2004 MLL Collegiate Draft and by San Jose with the 12th choice in the 2004 NLL Entry Draft.

COLLEGE

Martin played four seasons at Salisbury State University in Salisbury, Md., where he was a two-time first team All-American... Selected as the NCAA Division III National Player of the Year as a senior and was named the Division III Defenseman of the Year in both his junior and senior seasons... Earned the Capital Athletic Conference Player of the Year Award in 2004 and was named to the all-conference team from 2002-04.

PERSONAL

Martin attended Norfolk Academy in Norfolk, Va.... He has worked as the defensive coordinator for the men's lacrosse team at Notre Dame de Namur University in Belmont, Calif. and has also coached the men's varsity lacrosse team at Branson Prep High School in Marin, Calif.... Earned Bachelor's degree in marketing... Co-founded and runs One City Lacrosse, a non-profit organization dedicated to introducing a new sport to inner-city youth... He currently works as the Western sales consultant for Gait / deBeer Lacrosse... Hobbies include surfing and biking... Eric Martin was born on Nov. 12, 1981 in Norfolk, Va.

Regular Season MLL Statistics

YEAR TEAM	GP	G	2ptG	A	PTS	PIM	PPG	PPA	SHG	SHA	GWG	GB	S	SPCT	SOG	FO
2004 Roc.	6	0	0	0	0	0	0	0	0	0	0	12	0	.000	0	0-0
2005 Roc.	12	1	0	0	1	11	0	0	0	0	0	49	2	.500	2	0-0
2006 S.F.	12	4	1	2	7	10	0	0	0	0	0	55	15	.267	8	0-0
2007 S.F.	12	6	2	1	9	10.5	0	0	0	0	1	65	13	.462	10	1-2
2008 S.F.	12	3	0	3	6	16	0	0	0	0	0	53	14	.214	9	0-0
2009 Den.	7	0	0	0	0	7	0	0	0	0	0	19	7	.000	4	0-0
2010 Den.	10	3	0	2	5	16	0	0	1	0	0	37	8	.375	6	0-0
2011 Den.	6	1	0	0	1	9	0	0	0	0	0	24	3	.333	1	0-0
2012 Den.	1	0	0	0	0	0	0	0	0	0	0	3	0	.000	0	0-0
TOTALS	78	18	3	8	29	79.5	0	0	1	0	1	317	62	.290	40	1-2

Postseason MLL Statistics

YEAR TEAM	GP	G	2ptG	A	PTS	PIM	PPG	PPA	SHG	SHA	GWG	GB	S	SPCT	SOG	FO
2005 Roc.	1	0	0	0	0	0	0	0	0	0	0	0	0	.000	0	0-0
2006 S.F.	1	0	0	0	0	0	0	0	0	0	0	6	0	.000	0	0-0
2008 S.F.	1	4	0	0	4	0	0	0	0	0	0	7	7	.571	5	0-0
2009 Den.	2	0	0	0	0	2	0	0	0	0	0	6	1	.000	1	0-0
2010 Den.	1	0	0	0	0	2	0	0	0	0	0	1	0	.000	0	0-0
TOTALS	6	4	0	0	4	4	0	0	0	0	0	20	8	.500	6	0-0



Brendan Mundorf

5-11 • 195 • 8th yr • Maryland-Baltimore County
Attack
Born: July 27, 1984, in Ellicott City, Md.
High School: Mount Saint Joseph High School, Baltimore
Drafted: 21st overall in the 2006 MLL Collegiate Draft
Year with Outlaws: 8th

2

QUICKLY

- Enters 2013 as the franchise leader in career points (306), goals (206) and assists (100)
- Enters 2013 ranking eighth on the MLL all-time list in goals, seventh in game-winning goals and 10th in points
- Earned the MLL MVP Award after ranking second in goals and points, and fourth in assists in 2012
- Six-time MLL All Star and three-time All-MLL honoree
- Eight-time MLL Player of the Week Award winner (7 offensive / 1 rookie of the week) and 13-time Player of the Game honoree
- Is the only remaining member from the original 2006 Denver Outlaws roster
- Played in the 2006 and '10 World Lacrosse Championships
- Drafted: 21st overall by the Outlaws in the 2006 MLL Collegiate Draft

PRO

2012: Awarded the MLL MVP Award after finishing second in the league in goals (32) and points (59), while ranking fourth in assists (27) in 12 games for the Outlaws... Named to his sixth MLL All-Star team and third All-MLL team... Led the Outlaws in goals, points and assists... Set a career high with seven power-play assists and 66 shots on goal... Tied the franchise single-game record with five assists vs. Che. (6/2)... Earned Player of the Game honors after posting six goals with two assists for eight points vs. Roc. (6/16).. His six goals tied for second-most in team single-game annals and his eight points tied for third in that category... Earned Player of the Game honors after scoring three goals and assisting on two others to help Denver clinch the top playoff seed with a season-ending win at Che. (8/11)... Missed the Outlaws' semifinal win against L.I. due to an ankle injury and was limited in the Championship Game against Che., but managed to score one goal on his only shot and pick up a ground ball.

2011: Earned his fifth MLL All-Star selection and second All-MLL honor after tying for the league lead with 30 goals... Tied for fifth in the league with 15 assists and finished third in the league with 45 points... Led the team in goals, assists and points... Picked up the second-most ground balls among all attackman (23)... Set a franchise record with 10 points vs. Ham., 5/14/11, finishing the game with six goals and four assists... Totaled eight points that tied for third in team annals in two games, at Ham. (6/18) - four goals and four assists and at Che. (8/13) - five goals and three assists... His two four-assist games tie for third on the franchise's single-game record list... Earned MLL Offensive Player of the Week after weeks 1, 5 and 12, joining league MVP Paul Rabil as the only players to win the award multiple times in 2011.

2010: Played 11 games with the Outlaws, and tied for the team lead with 22 goals on a team-high 83 shots (38 on goal)... Added 16 assists to finish with a team-best 38 points... Scored four power-play goals, netted two game-winning goals and picked up 15 ground balls... Earned MLL Offensive Player of the Week honors after scoring four goals and adding one assist vs. Chicago (8/7).



2009: Appeared in 12 games with Denver and led the team with 34 goals on 75 shots (49 on goal) and added 10 assists... Ranked second on the team and tied for fourth in the league with 44 points... Added 15 ground balls... Named Bud Light MVP Honoree of the Week four times... Earned MLL Offensive Player of the Week honors on May 26... Named to his third MLL All Star Game... Played 16 games for the New York Titans of the NLL, scoring 28 goals with 31 assists to finish with 59 points... Tallied 15 points (8 goals, 7 Ast.) in postseason play, including one game-winner.

2008: Played 12 games and paced the Outlaws with 30 goals on 83 shots (52 on goal)... Added 14 assists and finished second on the team and seventh in the league with 44 points... Participated in his second MLL All-Star Game... Scored 23 goals and assisted on 23 more, totaling 46 points in 13 games for the Titans... Scored four goals and added three assists in two playoff games for New York.

2007: Appeared in 12 games with Denver, finishing with 36 goals and 11 assists (47 pts.)... His 36 goals led the team and tied for second in the league, while his point total led the team and tied for sixth in the league... Turned in an eight-point performance (5 goals, 3 ast.) vs. Los Angeles (6/9)... Earned MVP honors in the Independence Day game with 5 goals and 1 assist vs. Chicago (7/4)... Made his NLL debut with the New York Titans, scoring 23 goals and posting 21 assists.

2006: Played nine games with the Outlaws as a rookie, ranking fourth on the club with 22 goals on 75 shots (51 on goal)... Posted seven assists to finish with 29 points, which ranked sixth on the team... Picked up 21 ground balls... Named Cascade MLL Rookie of the Week for the six goals he scored vs. San Francisco (6/24)... Drafted by Denver 21st overall in the 2006 MLL Collegiate Draft.

COLLEGE

As a senior, Mundorf ranked ninth nationally in points per game (3.80) and moved into 12th place on the University of Maryland-Baltimore County all-time scoring list with 137 points (84 G, 53 A)... Ranks fifth all-time amongst UMBC's Division-I scorers, and his 57-point, single-season total was the 13th-best in school history... Finished third in the America East Conference in points per game, third in assists per game and fourth in points per outing... Became the UMBC's first USILA All-American (honorable mention) since 2000... Was the first UMBC athlete in any sport to earn Player of the Year honors in the America East Conference... Scored at least four points in UMBC's first seven games... Netted three goals and added an assist in opener vs. national runner-up Duke... Set a season high in goals (5) and points (8) against Canisius... Recorded back-to-back five-point efforts at Maryland (2-3-5) and in the America East opener vs. Vermont (3-2-5)... Contributed a career high five assists (2-5-7) in a win over Quinnipiac... Scored 33 goals and added 15 assists as a junior to finish with 49 points... Finished second in the America East Conference and 15th nationally in both goals and points... Tied for the team lead with five extra-man goals and led the squad with a pair of game-winning goals (Quinnipiac, Loyola)... Scored four goals vs. Delaware, and three each vs. Hartford, Quinnipiac, Vermont, and Albany (playoffs)... On April 21 vs. Loyola, he set career bests in goals (7) and points (9)... Totaled 22 goals with 11 assists for 33 total points... Registered the most points by a UMBC first-year player since 1997... Scored in his first eight collegiate games... Recorded his first four-goal game in a 14-7 win over Dartmouth and was credited with the game-winning goal in that contest.

PERSONAL

Mundorf attended Mount Saint Joseph High School in Baltimore... Earned FIL All-World Team honors after the United States defeated Canada to claim the 2010 World Championships... Played for Australia during the 2006 World Lacrosse Championships... Brendan Mundorf was born on July 27, 1984, in Ellicott City, Md.



Regular Season MLL Statistics

YEAR TEAM	GP	G	2ptG	A	PTS	PIM	PPG	PPA	SHG	SHA	GWG	GB	S	SPCT	SOG	FO
2006 Den.	9	22	0	7	29	0	1	2	0	0	2	21	75	.293	51	0-0
2007 Den.	12	36	0	11	47	3.5	0	0	0	0	2	20	85	.424	56	0-0
2008 Den.	12	30	0	14	44	3	1	3	0	2	0	15	83	.361	52	0-0
2009 Den.	12	34	0	10	44	1	0	3	0	0	0	15	75	.453	49	0-0
2010 Den.	11	22	0	16	38	4	4	5	1	0	2	15	83	.265	38	0-0
2011 Den.	11	30	0	15	45	6	1	6	3	0	0	23	89	.337	55	0-0
2012 Den.	12	32	0	27	59	5	1	7	1	0	2	15	104	.308	66	0-0
TOTALS	79	206	0	100	306	22.5	8	26	5	2	8	124	594	.347	367	0-0

Postseason MLL Statistics

YEAR TEAM	GP	G	2ptG	A	PTS	PIM	PPG	PPA	SHG	SHA	GWG	GB	S	SPCT	SOG	FO
2006 Den.	2	9	0	2	11	0	0	0	0	0	0	5	15	.600	14	0-0
2007 Den.	1	3	0	1	4	.5	1	0	0	0	0	1	7	.429	6	0-0
2008 Den.	2	1	0	0	1	0	1	0	0	0	0	4	14	.071	7	0-0
2009 Den.	2	6	0	2	8	.5	1	1	0	0	0	4	15	.400	8	0-0
2010 Den.	1	2	0	0	2	0	0	0	0	0	0	0	4	.500	2	0-0
2011 Den.	1	1	0	1	2	1	0	0	0	0	0	1	5	.200	2	0-0
2012 Den.	1	1	0	0	1	0	0	0	0	0	0	1	1	1.000	1	0-0
TOTALS	10	23	0	6	29	2	3	1	0	0	0	16	61	.377	40	0-0

Mundorf's Player of the Game Awards (14)

Opp	Date	G	A	Pts
at Che.	8/11/2012	3	2	5
vs. Roc.	6/16/2012	6	2	8
at Ohio	6/9/2012	3	3	6
at Che.	8/13/2011	5	3	8
at Ham.	6/18/2011	4	4	8
vs. Ham.	5/14/2011	6	4	10*
vs. Chi.	8/7/2010	4	1	5
vs. L.I.	6/13/2009	3	2	5
at Bos.	5/22/2009	5	1	6
vs. Chi.	5/16/2009	3	0	3
vs. S.F.	7/4/2008	2	2	4
at L.I.	7/28/2007	3	0	3
vs. Chi.	7/4/2007	5	1	6
vs. S.F.^	8/25/2006	6	1	7

^Playoff game

*Franchise record

Mundorf's Player of the Week Awards (8)

Awd.	Wk. (Yr.)	Opp	Date	G	A	Pts
Off.	7 (2012)	vs. Roc.	6/16/12	6	2	8
Off.	11 (2012)	at Bos.	7/19/12	3	4	7
Off.	12 (2011)	at Che.	8/13/11	5	3	8
Off.	5 (2011)	at Ham.	6/18/11	4	4	8
Off.	1 (2011)	vs. Ham.	5/14/11	6	4	10*
Off.	12 (2010)	vs. Chi.	8/7/10	4	1	5
Off.	2 (2009)	at Bos.	5/22/09	5	1	6
Rook.	6 (2006)	vs. S.F.	6/24/06	6	0	6

*Franchise record





Chris O'Dougherty

6-1 • 200 • 4th yr • Rutgers

Defense

Born: Oct. 26, 1986, in Kinnelon, N.J.

High School: Seton Hall Prep in West Orange, N.J

Drafted: 31st overall in the 2009 MLL Collegiate Draft

Year with Outlaws: 3rd

QUICKLY

- Acquired via trade on April 24, 2012 in exchange for defenseman Steve Dircks
- Two-time All-ECAC member at Rutgers
- Played two seasons (2009-10) with the Outlaws after the team drafted him 31st overall in the 2009 MLL Draft

PRO

2012: Played six games for the Outlaws, picking up three ground balls and registering one shot with two penalty minutes.

2011: Selected with the 60th overall pick in 2011 MLL Supplemental Draft by Chesapeake, but did not appear in a game.

2010: Picked up three ground balls in four games for the Outlaws.

2009: Drafted 31st overall in the 2009 MLL Collegiate Draft by Denver and appeared in one contest for the Outlaws.

COLLEGE

O'Dougherty was a two-time All-ECAC member earning first-team honors in as a junior and second-team accolades as a sophomore... Coached by current Outlaws Head Coach Jim Stagnitta... Appeared in 55 games, starting all but one... Started every game as a sophomore, junior and senior... Earned the team's MVP award as a junior when he helped anchor a defense that ranked in the top 30 in scoring and man-down defense... Picked up more than 100 ground balls during his career with the Scarlet Knights... Named to the ECAC Honor Roll as a sophomore... Earned ECAC Defensive Player of the Week as a sophomore.

PERSONAL

O'Dougherty began his lacrosse career at Seton Hall prep where he served as team captain for two seasons... During his senior season in 2005 he was a first team all-state selection, All-America selection and also was voted team MVP... Chris O'Dougherty was born on Oct. 26, 1968 in Kinnelon, N.J.

Regular Season MLL Statistics

YEAR TEAM	GP	G	2ptG	A	PTS	PIM	PPG	PPA	SHG	SHA	GWG	GB	S	SPCT	SOG	FO
2009 Den.	1	0	0	0	0	0	0	0	0	0	0	0	0	.000	0	0-0
2010 Den.	4	0	0	0	0	.5	0	0	0	0	0	3	0	.000	0	0-0
2011 Che.	0	0	0	0	0	0	0	0	0	0	0	0	0	.000	0	0-0
2012 Den.	6	0	0	0	0	2	0	0	0	0	0	3	1	.000	0	0-0
TOTALS	11	0	0	0	0	2.5	0	0	0	0	0	6	1	.000	0	0-0



Justin Pennington

14

5-11 • 200 • 4th yr • Rutgers

Midfield

Born: July 14, 1988, in Flemington, N.J.

High School: Hunterdon Central H.S., Flemington, N.J.

Drafted: 25th overall in the 2010 MLL Collegiate Draft

Year with Outlaws: 2nd

QUICKLY

- Entering his second season with the Outlaws and fourth in the MLL
- Selected 25th overall by the Chicago Machine in the 2010 MLL Collegiate Draft

PRO

2012: Played a career-high 12 games for the Outlaws.. Posted a career-best eight goals and three assists for 11 total points... Also picked up a career-high 32 ground balls and won 27-of-67 faceoffs.

2011: Appeared in three games and registered five ground balls for Rochester.

2010: Played five games for Chicago as a rookie... Assisted on one goal and picked up nine ground balls... Drafted in the fifth round (25th overall) by Chicago in the MLL Collegiate Draft

COLLEGE

Named to the All-Big East First Team after finishing his senior season ranked fourth in the conference in points per game (2.71) and assists per game (1.07)... Four-time Big East Honor Roll selection... Notched multiple points in 12-of-14 games as a senior and registered a goal or assist in 23-straight games to end his career with the Scarlet Knights... Coached by current Outlaws Head Coach Jim Stagnitta... Finished his final season with a team-best 38 points and 15 assists and ranked second in goals with 23.

PERSONAL

Graduated from Hunterdon Central H.S. in Flemington, N.J.... Justin Pennington was born on July 14, 1988 in Flemington, N.J.

Regular Season MLL Statistics

YEAR	TEAM	GP	G	2ptG	A	PTS	PIM	PPG	PPA	SHG	SHA	GWG	GB	S	SPCT	SOG	FO
2010	Chi.	5	0	0	1	1	0	0	0	0	0	0	9	7	.000	2	0-0
2011	L.I.	3	0	0	0	0	0	0	0	0	0	0	5	4	.000	2	0-0
2012	Den.	12	8	0	3	11	1.5	0	0	0	0	0	32	13	.615	11	27-67
TOTALS		20	8	0	4	12	1.5	0	0	0	0	0	46	24	.333	15	27-67

Postseason MLL Statistics

YEAR	TEAM	GP	G	2ptG	A	PTS	PIM	PPG	PPA	SHG	SHA	GWG	GB	S	SPCT	SOG	FO
2012	Den.	2	0	0	0	0	0	0	0	0	0	0	2	4	.000	2	0-0
TOTALS		2	0	0	0	0	0	0	0	0	0	0	2	4	.000	2	0-0



Stephen Robarge

5-10 • 160 • 2nd yr • VMI

Faceoff

Born: Aug. 17, 1990, in Lorton, Va.

High School: Hayfield High School, Alexandria, Va.

Drafted: 44th overall in the 2012 MLL Collegiate Draft

Year with Outlaws: 2nd

37

QUICKLY

- Named MLL Rookie of the Week in his first pro game after winning 17-of-30 faceoffs against Long Island's Greg Gurenlian who ended up leading the league in faceoff percentage
- Led the nation with a 67-percent faceoff win percentage as a senior and his 10.15 ground balls per game as a junior were eighth most in NCAA history for a single season.
- First player from VMI to be drafted into the MLL
- Selected with the 44th overall choice in the 2012 MLL Collegiate Draft by the Outlaws

PRO

2012: Played two games for the Outlaws, winning 26-of-56 faceoffs and picking up eight ground balls... Earned MLL Rookie of the Week following his career debut in which he won 17-of-30 faceoffs with four ground balls in Denver's 19-11 win vs. L.I. (5/12).

COLLEGE

Robarge played 56 games and won 669-of-1,065 faceoffs (.628 pct.) during his career at VMI... Two-time Metro Atlantic Athletic Conference Faceoff Specialist of the Year... Picked up 415 ground balls during his college career... Won more than 60 percent of faceoffs during each of his final three seasons... Led the nation with a 67 percent faceoff win percentage as a senior and averaged 10.15 ground balls per game as a junior, which ranked eighth in NCAA history for a single season... Ranked fourth in Division I in faceoff percentage (.615) and ranked second in ground balls per game with 8.27 as a sophomore.

PERSONAL

Robarge holds a school record for the highest career faceoff percentage at Hayfield High School... Named all-district and second-team all-region as a junior... Earned second-team all-district as a senior... The son of David and Cheryl Robarge, Stephen Robarge was born on Aug. 17, 1990.

Regular Season MLL Statistics

YEAR	TEAM	GP	G	2ptG	A	PTS	PIM	PPG	PPA	SHG	SHA	GWG	GB	S	SPCT	SOG	FO
2012	Den.	2	0	0	0	0	0	0	0	0	0	0	8	0	.000	0	26-56
TOTALS		2	0	0	0	0	0	0	0	0	0	0	8	0	.000	0	26-56

Regular Season MLL Statistics

YEAR	TEAM	GP	G	2ptG	A	PTS	PIM	PPG	PPA	SHG	SHA	GWG	GB	S	SPCT	SOG	FO
2012	Den.	2	0	0	0	0	0	0	0	0	0	0	5	0	.000	0	7-19
TOTALS		2	0	0	0	0	0	0	0	0	0	0	5	0	.000	0	7-19



Dillon Roy

5-10 • 190 • 4th yr • Denver

Defense

Born: Oct. 27, 1987, in Denver

High School: East High School, Denver

Drafted: 35th overall in the 2010 MLL Collegiate Draft

Year with Outlaws: 4th

91

QUICKLY

- Registered 195 ground balls, 82 forced turnovers, 10 goals and four assists in 62 games (61 starts) at the University of Denver
- Drafted by Denver in the sixth round (35th overall) of the 2010 MLL Collegiate Draft

PRO

2012: Played all 14 games for Denver, ranking third on the team with 52 ground balls that marked a career-best in that category... Registered two shots, both of which were on goal.

2011: Emerged as a full-time starter for the Outlaws, playing all 12 regular-season games and the team's one post-season contest... Picked up 21 ground balls and added one goal and one assist... Registered one ground ball in the MLL Semifinal game vs. Ham. (8/27).

2010: Picked up eight ground balls and scored one goal on three shots (all on goal) in four games during his rookie season with the Outlaws... Drafted by Denver in the sixth round (35th overall) of the 2010 MLL Draft

COLLEGE

Roy registered 195 ground balls, 82 forced turnovers, 10 goals and four assists in 62 games (61 starts) at the University of Denver... Named to the Tewaarton watch list prior to his senior season, Roy started all 17 games for the Pioneers, totaling a team-best 82 ground balls and 31 forced turnovers... Scored three goals and added one assist... Won 63-of-116 (.543) faceoffs and was credited with two game-winning goals... Ranked fourth in the Eastern Collegiate Athletic Conference in ground balls per game and 20th nationally in that category... Earned ECAC Defensive Player of the Year, first team All-ECAC, USILA Scholar All-American and USILA honorable mention All-America awards... Named first team all-conference, starting all 15 games and collecting 47 ground balls to go with a team-high 23 forced turnovers as a junior... Won 24-of-52 (.462) faceoffs and scored two goals with three assists... Played 17 games (16 starts), posting 44 ground balls and four goals as a sophomore... Started all 13 games as a freshman, scoring one goal, which was a game-winner in overtime against Villanova (3/3)... Caused eight turnovers and collected 22 ground balls

PERSONAL

Roy earned All-America honors as a senior at East High School in Denver... Participated in the Under Armour All-America game and the U.S. Lacrosse Senior Showcase... Awarded the Colorado lacrosse MVP... Named first team all-state as a sophomore and was an All-America nominee... Played hockey for the University of Denver's youth team that won state titles in 2003 and 2004... Majored in hotel, restaurant and tourism management... The son of Steve Roy and Debbie Donner, Dillon Roy was born on Oct. 27, 1987, in Denver.



Regular Season MLL Statistics

YEAR TEAM	GP	G	2ptG	A	PTS	PIM	PPG	PPA	SHG	SHA	GWG	GB	S	SPCT	SOG	FO
2010 Den.	4	1	0	0	1	0	0	0	0	0	0	8	3	.333	3	0-1
2011 Den.	12	1	0	1	2	1	0	0	0	0	0	21	6	.167	4	0-3
2012 Den.	14	0	0	0	0	8.5	0	0	0	0	0	52	2	.000	2	15-34
TOTALS	30	2	0	1	3	9.5	0	0	0	0	0	81	11	.182	9	15-38

Postseason MLL Statistics

YEAR TEAM	GP	G	2ptG	A	PTS	PIM	PPG	PPA	SHG	SHA	GWG	GB	S	SPCT	SOG	FO
2010 Den.	1	0	0	0	0	0	0	0	0	0	0	1	0	.000	0	0-0
2011 Den.	1	0	0	0	0	0	0	0	0	0	0	1	0	.000	0	0-0
2012 Den.	2	0	0	0	0	0	0	0	0	0	0	4	1	.000	1	0-0
TOTALS	4	0	0	0	0	0	0	0	0	0	0	6	1	.000	1	0-0





Steve Schoeffel

5-8 • 165 • R • Duke

Midfield

Born: July 7 1986, in Charlottesville, Va.

High School: Covenant School in Charlottesville, Va.

Drafted: 87th overall in the 2012 MLL Supplemental Draft

Year with Outlaws: 1st

3

QUICKLY

- Four-time ACC Academic Honor Roll selection at Duke, where he played 90 games and scored 59 goals
- Selected in the 11th round (87th overall) of the 2012 MLL Supplemental Draft

COLLEGE

Schoeffel played 90 games (52 starts) during his five-year career at Duke... Scored 59 goals with 20 assists for 79 total points... Picked up 79 ground balls... Played 19 games (16 starts) as a fifth-year senior, scoring 19 goals with six assists... Played 19 games, starting all but one and ranked sixth on the team with 24 points as a senior... Started all 18 games as a junior, scoring 20 goals with four assists... Played all 20 games as a sophomore, scoring two goals with two assists and 16 ground balls... Played four games with one goal and one assist as a freshman.

PERSONAL

Schoeffel was a member of three consecutive state championship squads at the Covenant School in Charlottesville, Va.... Helped his team to a 62-13 record over his final three seasons... Earned All-America honors in 2005 as a senior... Four-time first-team all-state selection... Earned MVP of the state tournament as a senior... Scored 173 goals with 120 assists during his high school career... Also played basketball, football, soccer and wrestled... First-team all-state selection for football... The son of Cindy and Mark Schoeffel, Steve Schoeffel was born on July 6, 1986 in Charlottesville, Va.

DID YOU KNOW?

The Outlaws set franchise records for faceoff percentage in a single game in two regular-season outings against Long Island in 2011. In the teams' first matchup, Denver won 18-of-23 draws (.783 pct.) to set a club record. Three weeks later, the teams played again and the Outlaws set a new record, winning 24-of-30 faceoffs (.800 pct.).



Jesse Schwartzman

6-0 • 220 • 7th yr • Johns Hopkins

Goalie

Born: Nov. 14, 1985, in Owings Mills, Md.

High School: Pikesville High School, Baltimore

Drafted: 39th overall in the 2007 MLL Collegiate Draft

Year with Outlaws: 7th

19

QUICKLY

- Enters 2013 ranking in the MLL's all-time top five in saves (5th), GAA (2nd), wins (t-2nd)
- Five-time MLL All-Star selection
- Set a MLL single-season record with a 9.87 GAA in 2011 and posted the fourth-lowest GAA (11.03) in 2012
- Seven-time MLL Defensive Player of the Week award winner

PRO

2012: Played all 14 regular-season games for Denver, making 175 saves and allowing 11.03 goals against per game with a .540 save percentage... Named to his sixth MLL All-Star roster... Earned the league's Defensive Player of the Week after holding Hamilton to an Outlaws-record five goals, saving 12-of-17 shots on goal (5/5)... Named the Bud Light Player of the Game after saving 17-of-30 shots on net in Denver's 17-13 win at Bos. (7/19)... Took home his second Defensive Player of the Week honor after saving 18-of-29 shots on goal and allowing just 11 goals in Denver's season-finale win at Che. (8/11) that clinched the top playoff seed for the Outlaws.

2011: Played all 12 games for Denver, posting a league-record 9.9 goals against average... Ranked second in the league with a .566 save percentage... Earned his fourth career MLL All-Star selection and won the goalie gauntlet challenge... Played 662:21 minutes in net and finished with 142 saves and a career-low 109 goals allowed... Earned MLL Defensive Player of the Week honors following Week 2, when he made 12 saves in Denver's 13-12 win at Bos. (5/21) and in Week 3 after saving 18-of-21 (.667) shots in Denver's 11-10 win at L.I. (6/3)... He became just the second player in team history to earn back-to-back weekly honors.

2010: Played 11 games for the Outlaws, logging 600:17 in net... Saved 140 shots with 124 goals allowed (.530)... Finished with an 8-3 record and a 12.39 goals-against average... Made seven saves in one playoff game (.304).

2009: Appeared in 12 games for Denver with 675:28 in goal and played in his second MLL All Star Game... Led the league in goals-against average (11.28) and wins (9)... Saved 154 shots and allowed 127 goals, marking a career best save percentage (.548) and goals-against average (11.28)... His 11.28 goals-against average was the second lowest in MLL history for a single season... Played two postseason games (118:30), saving 32 shots and allowing 20 goals (.615)... Earned MLL Defensive Player of the Week three times and Bud Light game MVP honors twice... Named the MLL's Goaltender of the Year... Allowed just 10.13 goals per game in the playoffs.

2008: Played 12 games for the Outlaws, spending 703:42 in net and earning his first MLL All Star selection... Went 8-4 on the year with a .551 save percentage (193 saves, 157 goals)... Ranked second in the league in goals-against average (13.39) and fourth in save percentage... Appeared in two playoff games (112:00), registering a 1-1 record... Saved 38 shots and allowed 26 goals (.519)... Gave up an average of 13.93 goals per game during the playoffs.

2007: Participated in five games during his rookie season with Denver... Saved 32 shots and allowed 28 goals (.533)... Posted a 2-1 record and surrendered 12.6 goals per game... Saved 16 shots and allowed nine goals (.640) in his debut vs. Chicago (6/30)... Earned game MVP and Cascade MLL Rookie of the Week honors following his first pro game... Played :58 in one postseason contest and made one save... Selected with the 39th overall pick in the 2007 MLL Collegiate Draft by Denver.



COLLEGE

Schwartzman earned honorable mention preseason All-America honors for the second consecutive year as a senior at Johns Hopkins University... Started all 14 games as a junior, posting a .563 save percentage and allowing just 8.15 goals per game... Ranked 19th in the country in goals-against average and 21st in save percentage on his way to earning honorable mention STX/USILA All-America honors for the second straight season... Received honorable mention STX/USILA All-America honors and was named the Most Outstanding Player in the NCAA Tournament as a senior and as a sophomore... Started all 16 games, allowing 6.68 goals per game, which led the nation and set a school record... Ranked third nationally in save percentage (.626)... Played eight games (2 starts) as a freshman... Surrendered 5.41 goals per game with a save percentage of .614... Made his postseason debut, opening Johns Hopkins' first-round NCAA Tournament game after a pre-game injury to the starter and allowed just three goals in a 15-3 victory, tying a school postseason record.

PERSONAL

Schwartzman was a two-time All-American at Pikesville High School in Baltimore, where he also garnered all-metro and all-city honors... Played soccer and basketball in high school in addition to lacrosse... Helped his team to a state championship title as a sophomore... The son of Robert and Debbie Schwartzman, Jesse S. Schwartzman was born on Nov. 14, 1985, in Owings Mills, Md.

Regular Season MLL Statistics

YR	TEAM	GP	MIN	W	L	SO	GA	2ptGA	GAA	SV	SV%
2007	Den.	5	133:21	2	1	0	28	2	12.60	32	.533
2008	Den.	12	703:42	8	4	0	157	4	13.39	193	.551
2009	Den.	12	675:28	9	2	0	127	5	11.28	154	.548
2010	Den.	11	600:17	8	3	0	124	9	12.39	140	.530
2011	Den.	12	662:21	6	5	0	109	10	9.87	142	.566
2012	Den.	14	810:42	11	3	0	149	9	11.03	175	.540
TOTALS		66	3583	44	18	0	694	39	11.62	836	.546

Postseason MLL Statistics

YEAR	TEAM	GP	MIN	W	L	SO	GA	2ptGA	GAA	SV	SV%
2007	Den.	1	0:58	0	0	0	0	0	.00	1	1.000
2008	Den.	2	112:00	1	1	0	26	1	13.93	28	.519
2009	Den.	2	118:30	1	1	0	20	0	10.13	32	.615
2010	Den.	1	60:00	0	1	0	16	0	16.00	7	.304
2011	Den.	1	60:00	0	1	0	11	0	11.00	11	.500
2012	Den.	2	119:51	1	1	0	24	2	12.02	24	.500
TOTALS		9	471:19	3	5	0	97	3	12.35	103	.485

Schwartzman's Player of the Game Awards (5)

Opp	Date	S	GA	Pct.
at Bos.	7/19/2012	17	13	0.567
at Tor.	7/10/2010	13	13	0.500
at L.I.	8/1/2009	16	9	0.640
vs. Tor.	6/20/2009	16	7	0.696
at Chi.	6/30/2007	16	9	0.640

Schwartzman's Player of the Week Awards (8)

Awd.	Wk. (Yr.)	Opp	Date	S	GA	Pct.
Def.	2 (2012)	vs. Ham.	5/5/12	12	5	0.706
Def.	14 (2012)	at Che.	8/11/12	18	11	0.621
Def.	3 (2011)	at L.I.	6/3/11	18	9	0.667
Def.	2 (2011)	at Bos.	5/21/11	12	7	0.632
Def.	11 (2009)	at L.I.	8/1/09	16	9	0.640
Def.	6 (2009)	vs. Tor.	6/20/09	16	7	0.696
Def.	4 (2009)	at Chi.	6/7/09	17	10	0.630
Rook.	6 (2007)	at Chi.	6/30/07	16	9	0.640



Jeremy Sieverts

6-3 • 205 • 4th yr • Maryland

Midfield

Born: April 6, 1987, in Lutherville, Md.

High School: McDonogh High School, Owings Mills, Md.

Drafted: 44th overall in the 2010 MLL Supplemental Draft

Year with Outlaws: 2nd

20

QUICKLY

- Named the MLL's Most Improved Player in 2012
- Posted career highs in points (40), goals (26) and two-point goals (7) in 2012
- Ranked in the MLL's top-10 in points (T-9), goals (T-7) and two-point goals (T-4) in 2012
- Tied for the 10th-most 2pG in a single season in MLL history with seven in 2012
- Acquired by Denver via trade from Chesapeake on Oct. 11, 2011

PRO

2012: Enjoyed a breakout season in which he was awarded the MLL Most Improved Player after ranking in the MLL's top-10 in points (40, T-9), goals (26, T-7) and two-point goals (7, T-4) in 14 games for Denver... Named to his first career MLL All-Star Game... His seven two-point goals led the Outlaws, his 40 points tied for second and his 26 goals ranked third on the team.. His seven two-pointers tied for 10th most in a single season in league history... Netted hat tricks in four games... Earned his first career MLL Offensive Player of the Week Award following a season-opening performance of four goals, including two two-pointers, and one assist for seven points in the Outlaws' 21-12 victory at Cha. (4/28)... Named Player of the Game after scoring four goals with two assists for six total points in Denver's 19-11 win vs. L.I. (5/12)... Finished with four goals and three ground balls in two postseason appearances... Scored the game-winning goal in Denver's historic come-from-behind victory against L.I. in the MLL Semifinal Game (8/25).

2011: Did not appear in a game while on the Chesapeake roster.... Traded to Denver along with defenseman Joe Cinosky in exchange for attackman Drew Westervelt.

2010: Drafted by Chesapeake 44th overall in the 2010 MLL Supplemental Draft... Scored four goals, including two two-pointers to finish with six points in three appearances for the Bayhawks.

COLLEGE

Sieverts graduated from the University of Maryland, after being a member of the Men's Lacrosse team from 2007-2009 where he recorded 40 goals and 25 assists totaling 65 points, and 59 ground balls. While at Maryland he was on the 2008 All-ACC Academic Team, 2008 Preseason Honorable Mention All-American and 2007 All-ACC Academic Team. Sieverts attended Butler University and was a member of their lacrosse team in 2006, and was a Second-team All-GWLL selection. Sieverts transferred to Maryland after Butler ended their Men's Lacrosse program.



PERSONAL

Sieverts was a two year starter at McDonogh School in Owings Mills Md, where he helped the eagles to a 2005 MIAA Championship and number 1 national ranking. He finished his high school career with 38 goals and 33 assists totaling 71 points, and was selected to the 2004 Free State All-Star Team... He graduated from the University of Maryland with a double major in Marketing & Logistics and Transportation & Supply Chain Management, and a GPA of 3.19... The son of Lou and Martha, Jeremy Sieverts was born on April 6, 1987 in Lutherville, Md.

Regular Season MLL Statistics

YEAR TEAM	GP	G	2ptG	A	PTS	PIM	PPG	PPA	SHG	SHA	GWG	GB	S	SPCT	SOG	FO
2010 Che.	3	4	2	0	6	0	0	0	0	0	0	2	12	.333	7	0-0
2011 Che.	0	0	0	0	0	0	0	0	0	0	0	0	0	.000	0	0-0
2012 Den.	14	26	7	7	40	5	3	1	0	0	3	14	85	.306	49	0-0
TOTALS	17	30	9	7	46	5	3	1	0	0	3	16	97	.309	56	0-0

Postseason MLL Statistics

YEAR TEAM	GP	G	2ptG	A	PTS	PIM	PPG	PPA	SHG	SHA	GWG	GB	S	SPCT	SOG	FO
2012 Den.	2	4	0	0	4	0	0	0	0	0	1	3	16	.250	11	0-0
TOTALS	2	4	0	0	4	0	0	0	0	0	1	3	16	.250	11	0-0





Drew Snider

6-0 • 175 • 2nd yr • Maryland

Midfield

Born: March 14, 1988, in Seattle

High School: O'Dea High School, Seattle

Drafted: 44th overall in the 2012 MLL Collegiate Draft

Year with Outlaws: 2nd

23

QUICKLY

- Played 10 games for the Outlaws, scoring 10 goals with one two-pointer and one assist in his rookie season
- Selected with the 45th choice in the 2012 MLL Collegiate Draft by Chesapeake

PRO

2012: Played two games for the Outlaws, winning 26-of-56 faceoffs and picking up eight ground balls... Earned MLL Rookie of the Week following his career debut in which he won 17-of-30 faceoffs with four ground balls in Denver's 19-11 win vs. L.I. (5/12).

COLLEGE

Snider played 55 games (31 starts) at Maryland... Was a team captain for the Terrapins during his senior year in which he finished with 24 goals and seven assists for 31 points... Named to the 2012 NCAA All-Tournament Team... Totaled 49 goals and 16 assists (65 points) with 39 ground balls during his four-year career for the Terrapins... Earned the team's Dan Snyder Award as the most improved player during his redshirt sophomore season.

PERSONAL

Snider was a two-time US Lacrosse High School All-American at O'Dea High School in Seattle... Led the team in scoring all four years and helped lead the club to a combined 44-18 record over his four seasons... Totaled 155 goals, 99 assists and 306 ground balls during his high school career... Three-time first-team all-state member... The son of Kris and Jacquelin Snider, Drew Snider was born on March 14, 1988.

Regular Season MLL Statistics

YEAR	TEAM	GP	G	2ptG	A	PTS	PIM	PPG	PPA	SHG	SHA	GWG	GB	S	SPCT	SOG	FO
2012	Den.	10	10	1	1	12	.5	0	0	0	0	0	40	19	.526	15	0-0
TOTALS		10	10	1	1	12	.5	0	0	0	0	0	40	19	.526	15	0-0

Postseason MLL Statistics

YEAR	TEAM	GP	G	2ptG	A	PTS	PIM	PPG	PPA	SHG	SHA	GWG	GB	S	SPCT	SOG	FO
2012	Den.	2	0	0	0	0	0	0	0	0	0	0	6	2	.000	1	0-0
TOTALS		2	0	0	0	0	0	0	0	0	0	0	6	2	.000	1	0-0



Mikey Thompson

6-0 • 190 • 3rd yr • Virginia

Midfield

Born: Oct. 6, 1987, in Richmond, Va.

High School: Collegiate High School, Richmond, Va,

Drafted: 21st overall in the 2011 MLL Supplemental Draft

Year with Outlaws: 2nd

17

QUICKLY

- Scored eight goals with 11 assists with 102 ground balls at Virginia
- Drafted 21st overall in the 2011 MLL Supplemental Draft and 79th overall in the 2013 MLL Supplemental Draft

PRO

2012: Spent the season on Charlotte's roster, but did not appear in a game.

2011: Appeared in two games and picked up one ground ball for the Outlaws.

COLLEGE

Appeared in 64 games for the Cavaliers, scoring eight goals with 11 assists while picking up 102 ground balls as a standout midfielder... Three-time All-ACC selection and two-time All-American... One of UVA's three captains during the Cavaliers' run to the 2010 ACC title and a third-straight appearance in the NCAA semifinal round. Was a student assistant coach on the sidelines when UVA captured the National Championship in 2011.

PERSONAL

Thompson played lacrosse, football and basketball at Collegiate High School in Richmond, Va.... Two-time All-American, three-time all-state and all-league selection... Led his team to the state championship and was tournament MVP his senior season... Won the Rob Kelly Spirit Award and was voted his school's most athletic student as a senior... The son of Christy and Mike Thompson, Mike Thompson was born on Oct. 6, 1987 in Richmond, Va.

Regular Season MLL Statistics

YEAR TEAM	GP	G	2ptG	A	PTS	PIM	PPG	PPA	SHG	SHA	GWG	GB	S	SPCT	SOG	FO
2011 Den.	2	0	0	0	0	0	0	0	0	0	0	1	0	.000	0	0-0
2012 Cha.	0	0	0	0	0	0	0	0	0	0	0	0	0	.000	0	0-0
TOTALS	2	0	0	0	0	0	0	0	0	0	0	1	0	.000	0	0-0



Justin Turri

6-3 • 215 • 2nd yr • Duke

Midfield

Born: Aug. 5, 1989, in West Islip, N.Y.

High School: West Islip High School, West Islip, N.Y.

Drafted: 9th overall in the 2012 MLL Collegiate Draft

Year with Outlaws: 1st

12

QUICKLY

- Scored four goals with five assists and six ground balls in eight games as a rookie for Charlotte
- Acquired via trade with Charlotte in exchange for a second-round pick in the 2013 MLL Collegiate Draft
- Drafted with the first pick of the second round (9th overall) of the 2012 MLL Collegiate Draft by Charlotte

PRO

2012: Played eight games as a rookie for Charlotte, scoring four goals and assisting on five others for nine total points... Scored one powerplay goal and picked up six ground balls.

COLLEGE

Turri played 73 games (65 starts) at Duke, scoring 70 goals with 52 assists for 122 total points... Two-time USILA All-American... Finished his career ranked 28th on Duke's career points list... Left Duke as its sixth-all-time leading scorer in NCAA Tournament play with 29 points... Earned honorable mention All-America honors as a senior and second-team honors as a junior.

PERSONAL

Turri led Wes Islip High School to a 66-3 record with two state championships during his high school career... Totaled 138 goals with 84 assists in his career... Received All-America honors as a senior... Earned all-division and all-county selection as a junior, helping his team to a 23-0 record... Also played football in basketball, earning all-county honors in both... The son of Bill and Nancy Turri, Justin Turri was born on Aug. 5, 1989 in West Islip, N.Y.

Regular Season MLL Statistics

YEAR	TEAM	GP	G	2ptG	A	PTS	PIM	PPG	PPA	SHG	SHA	GWG	GB	S	SPCT	SOG	FO
2012	Cha.	8	4	0	5	9	1	1	1	0	0	0	6	11	.364	8	0-0
TOTALS		8	4	0	5	9	1	1	1	0	0	0	6	11	.364	8	0-0



Ethan Vedder

6-2 • 190 • 4th yr • Cornell

Defense

Born: March 1, 1985, in Yorktown, Va.

High School: Yorktown High School, Arlington, Va.

Drafted: 33rd overall, 2013 MLL Supplemental Draft

Year with Outlaws: 2nd

13

QUICKLY

- Rejoins the Outlaws for his second season with the club after also playing a pair of games in 2010 for Denver
- Selected by the Outlaws with the 33rd overall pick in the 2013 MLL Supplemental Draft

PRO

2012: Played a career-best five games and assisted on two goals for Boston... Picked up seven ground balls.

2010: Appeared in a pair of games with Denver... Assisted on one goal and picked up four ground balls... Selected with the 41st overall choice in the 2010 MLL Supplemental Draft by the Outlaws.

2009: Spent the season on Boston's roster, but did not appear in a game.

COLLEGE

Vedder began his career as Cornell's backup goalie before switching to long-stick midfield as a sophomore... Scored four goals with five assists and picked up 95 ground balls... Appeared in 16 games as a senior, scoring three goals with three assists and 48 ground balls... Played 14 games as a junior with one goal, one assist and 41 ground balls... Assisted on one goal and picked up six ground balls as a sophomore in his first season as a LSM.

PERSONAL

Vedder spent time as a child in Rwanda, where his parents worked for the Wildlife Conservation Society... Played goalie at Yorktown High School, earning All-America honors... Began playing goalie in third grade... Helped Yorktown High School win a state championship, earning MVP of the title game.

Regular Season MLL Statistics

YEAR TEAM	GP	G	2ptG	A	PTS	PIM	PPG	PPA	SHG	SHA	GWG	GB	S	SPCT	SOG	FO
2009 Bos.	0	0	0	0	0	0	0	0	0	0	0	0	0	.000	0	0-0
2010 Den.	2	0	0	1	1	0	0	0	0	0	0	4	1	.000	0	0-0
2012 Bos.	5	0	0	2	2	.5	0	0	0	0	0	7	0	.000	0	0-0
TOTALS	7	0	0	3	3	0.5	0	0	0	0	0	11	1	.000	0	0-0



Lee Zink

6-4 • 195 • 9th yr • Maryland

Defense

Born: Oct. 13, 1981, in Greenwich, Conn.

High School: Darien High School, Darien, Conn.

Drafted: 5th overall in the 2004 MLL Collegiate Draft

Year with Outlaws: 7th

29

QUICKLY

- Earned the MLL Defensive Player of the Year Award in 2012
- Member of the MLL 10-Year Anniversary Team
- Enters 2013 tied for 10th on the MLL's all-time games played list (103) and ninth on the MLL's all-time penalty minute list (55.5)
- Six-time MLL All-Star and three-time All-MLL honoree
- All-American at the University of Maryland, where he played 60 games (42 starts) and collected 138 ground balls
- Joined the Denver via trade from the Baltimore Bayhawks

PRO

2012: Zink earned his first career MLL Defensive Player of the Year Award after playing 13 games and picking up 17 ground balls as a lock-down defender for the Outlaws... Named to his sixth-straight MLL All-Star Game and his fourth-career All-MLL Team... Consistently tasked with matching up against the opponent's top attackman... Appeared in both playoff games for the Outlaws.

2011: Zink made his fifth consecutive MLL All-Star Game appearance, finishing the year ranked fourth on the team with 30 ground balls in 10 games for the Outlaws.

2010: Zink was named to his fourth MLL All-Star Game, tying for third on the Outlaws with 26 ground balls in 12 games... Named All-MLL for the second consecutive season... Selected as an alternate to the U.S. National Team... Tallied five ground balls in one postseason contest.

2009: Played 12 games with the Outlaws, picking up 26 ground balls, which ranked third on the team... Earned his third All-Star and first All-MLL selection ... Totaled eight ground balls in two playoff games.

2008: Named to his second MLL All-Star team, Zink appeared in 11 games with Denver and ranked fifth on the team with 25 ground balls... Recorded one ground ball in one postseason game.

2007: Participated in 12 games with the Outlaws, registering 20 ground balls, which tied for fourth on the team... Made his first MLL All-Star team... Picked up one ground ball in one postseason contest.

2006: Appeared in 12 games with Denver and scooped up 26 ground balls, ranking third on the club... Named the MLL Defensive Player of the Week following his Week 3 efforts against Baltimore, holding 2005 co-MVP Mark Millon scoreless in the Outlaws' victory over the Bayhawks.

2005: Played 12 games with Baltimore and gathered 23 ground balls... Started both playoff games to help the Bayhawks win the Major League Lacrosse championship... Traded to Denver after the season in exchange for two draft choices.



2004: Participated in nine games as a rookie, registering 20 ground balls for the Bayhawks... Drafted in the first round (5th overall) of the 2004 MLL Collegiate Draft by Baltimore... Selected in the third round (29th overall) of the 2004 NLL entry draft by the Colorado Mammoth.

COLLEGE

Zink played 60 games (42 starts) at Maryland, where he collected 138 ground balls and scored one goal... Named preseason first team All-America as a senior, he played 15 games (all starts) and collected a career-best 61 ground balls as a team captain... Nominated for the Tewaaron Trophy, which is awarded to the nation's top player... Made the All-Atlantic Coast Conference team and the ACC All-Tournament team... Ranked second on the team in forced turnovers (42) and ground balls with 62... Earned third team All-America honors as a junior... Helped Maryland to a 7.25 goals against average, playing 16 games (15 starts) with 41 ground balls and a team-best 32 forced turnovers... Held his opposing man scoreless for four games in row late in the season during the Terps' run to the NCAA Semifinals... Named Maryland Student- Athlete of the Week on May 4 after week in which he had 10 ground balls, 12 caused turnovers and his first career goal... Posted career-highs with nine ground balls and seven caused turnovers at Notre Dame (5/3)... Scored his first goal and caused five turnovers vs. Georgetown (4/28, earning Terp Vision Player of the Game honors. Appeared in 13 games (12 starts) as a sophomore, scooping up 28 ground balls... Member of the NCAA's top defense, allowing less than seven goals per game... Played 16 games (0 starts) during his freshman season and registered eight ground balls.

PERSONAL


Zink played lacrosse and ice hockey at Darien High School in Darien, Conn.... Honored as second team all-state and second team all-conference as a senior... Named MVP in the county title game... Played in the North-South High School All-Star game... Earned all-state and all-conference honors in hockey as a senior... Tallied 33 goals and added 48 assists during his hockey career... Majored in history... Has brothers, Eric (played hockey at Middlebury College) and twin brother, Alex (played lacrosse at Syracuse)... The son of Christina and Robert Zink, Lee

Regular Season MLL Statistics

YEAR	TEAM	GP	G	2ptG	A	PTS	PIM	PPG	PPA	SHG	SHA	GWG	GB	S	SPCT	SOG	FO
2004	Bal.	9	0	0	0	0	0	0	0	0	0	0	20	0	.000	0	0-0
2005	Bal.	12	0	0	0	0	14	0	0	0	0	0	23	0	.000	0	0-0
2006	Den.	12	0	0	0	0	7.5	0	0	0	0	0	26	1	.000	0	0-0
2007	Den.	12	0	0	0	0	8	0	0	0	0	0	20	1	.000	0	0-0
2008	Den.	11	0	0	0	0	10	0	0	0	0	0	25	0	.000	0	0-0
2009	Den.	12	0	0	0	0	5	0	0	0	0	0	26	1	.000	0	0-0
2010	Den.	12	0	0	0	0	3.5	0	0	0	0	0	26	0	.000	0	0-0
2011	Den.	10	0	0	0	0	2	0	0	0	0	0	28	1	.000	1	0-0
2012	Den.	13	0	0	0	0	5.5	0	0	0	0	0	17	0	.000	0	0-0
TOTALS		103	0	0	0	0	55.5	0	0	0	0	0	211	4	.000	1	0-0

Postseason MLL Statistics

YEAR	TEAM	GP	G	2ptG	A	PTS	PIM	PPG	PPA	SHG	SHA	GWG	GB	S	SPCT	SOG	FO
2005	Bal.	2	0	0	0	0	0	0	0	0	0	0	0	0	.000	0	0-0
2006	Den.	2	0	0	0	0	3	0	0	0	0	0	2	0	.000	0	0-0
2007	Den.	1	0	0	0	0	2	0	0	0	0	0	1	0	.000	0	0-0
2008	Den.	3	0	0	0	0	0	0	0	0	0	0	1	0	.000	0	0-0
2009	Den.	2	0	0	0	0	1	0	0	0	0	0	8	0	.000	0	0-0
2010	Den.	1	0	0	0	0	.5	0	0	0	0	0	5	0	.000	0	0-0
2011	Den.	1	0	0	0	0	0	0	0	0	0	0	3	0	.000	0	0-0
2012	Den.	2	0	0	0	0	.5	0	0	0	0	0	2	0	.000	0	0-0
TOTALS		10	0	0	0	0	5	0	0	0	0	0	20	0	.000	0	0-0



2013 DENVER OUTLAWS ROSTER



2013 DENVER OUTLAWS NUMERICAL ROSTER (AS OF 4/22/13)

No.	Player	Pos.	Ht.	Wt.	Age	Exp.	College	Hometown
3	Steve Schoeffel	Midfield	5' 8"	165	R	26	Duke	Charlottesville, Va.
4	Adam Fullerton	Goalie	6' 0"	188	6	28	Army	Elmira, N.Y.
5	Nick Armstrong	Defense	5' 11"	200	R	24	Marist	Kings Park, N.Y.
6	Jeremy Boltus	Attack	6' 1"	180	3	23	Army	Baldwinsville, N.Y.
7	Matt Bocklet	Defense	5' 10"	190	6	27	Johns Hopkins	South Salem, N.Y.
10	Chris Bocklet	Attack	6' 0"	182	2	23	Virginia	South Salem, N.Y.
12	Justin Turri	Midfield	6' 3"	215	2	23	Duke	West Islip, N.Y.
13	Ethan Vedder	Defense	6' 2"	190	4	28	Cornell	Yorktown, N.Y.
14	Justin Pennington	Midfield	5' 11"	200	4	24	Rutgers	Flemington, N.J.
16	Terry Kimener	Midfield	6' 2"	180	6	28	UMBC	Oakton, Va.
17	Mikey Thompson	Midfield	6' 0"	190	2	25	Virginia	Richmond, Va.
19	Jesse Schwartzman	Goalie	6' 0"	220	8	27	Johns Hopkins	Owings Mills, Md.
20	Jeremy Sieverts	Midfield	6' 3"	205	4	26	Maryland	Lutherville, Md.
21	Will Mangan	Attack	5' 10"	175	2	22	Rutgers	Maplewood, N.J.
23	Drew Snider	Midfield	6' 0"	175	2	25	Maryland	Seattle
25	Charlie Cipriano	Goalie	5' 11"	175	2	23	Fairfield	Williston Park, N.Y.
26	Tom Compitello	Attack	5' 10"	190	2	25	Stony Brook	Hauppauge, N.Y.
27	Ken Clausen	Defense	6' 2"	195	2	25	Virginia	Downingtown, Pa.
28	James Dailey	Attack	5' 9"	165	3	24	Stevenson	Westminster, Md.
29	Lee Zink	Defense	6' 4"	195	9	31	Maryland	Greenwich, Conn.
37	Stephen Robarge	Faceoff	5' 10"	160	2	22	VMI	Lorton, Va.
47	Anthony Kelly	Faceoff	6' 4"	245	8	32	Ohio State	Cleveland
55	Eric Martin	Defense	6' 2"	205	9	31	Salisbury State	Norfolk, Va.
89	Tom Guadagnolo	Defense	5' 11"	189	3	23	Syracuse	Jordan, N.Y.
91	Dillon Roy	Defense	5' 10"	190	4	25	Denver	Denver
NLL Inactive List								
2	Brendan Mundorf	Attack	5' 11"	195	8	28	UMBC	Ellicott City, Md.
8	Steve Holmes	Defense	6' 0"	200	7	30	Virginia	Chestnut Hill, Pa.
22	Adam Jones	Midfield	5' 9"	182	2	23	Canisius	Owen Sound, Ontario
24	Chris O'Dougherty	Defense	6' 1"	200	4	26	Rutgers	Kinnelon, N.J.
64	Greg Downing	Midfield	6' 1"	195	8	28	Fairfield	Auburn, N.Y.
88	Zack Greer	Attack	6' 1"	190	4	27	Duke	Whitby, Ontario
Practice Squad								
9	Andrew Lay	Midfield	6' 3"	200	3	23	Denver	Denver
18	Ben Mundorf	Attack	6' 0"	200	R	27	Mount St. Mary's	Catonsville, Md.
31	Ben Brown	Goalie	6' 3"	190	3	26	Whittier	Denver
33	Dylan Sheridan	Midfield	5' 9"	165	R	29	Claremont McKenna	Hudson, Ohio
42	Sean McCarthy	Defense	6' 1"	200	8	29	Hofstra	Hicksville, N.Y.
84	Kyle Smedley	Midfield	5' 11"	185	R	25	Towson	Baltimore
College Draftees								
	Dillon Ayers	Defense	5' 9"	173	R	22	St. Johns	Lynbrook, N.Y.
	Davis Butts	Midfield	6' 2"	200	R	22	Loyola	Walpole, Mass.
	Landon Carr	Midfield	6' 2"	205	R		Maryland	University Place, Wash.
	Dante Fantoni	Attack	5' 11"	186	R	21	Lehigh	Hauppauge, N.Y.
	Roger Ferguson	Defense	5' 9"	175	R	21	Brown	Washington, D.C.
	Eric Law	Midfield	5' 10"	170	R	22	Denver	Centennial, Colo.
	Brian Megill	Defense	6' 0"	226	R	22	Syracuse	Clark, N.J.
	Aaron Prosser	Midfield	5' 10"	180	R	22	Drexel	Portland, Ore.
	Sam Snow	Midfield	6' 3"	195	R	21	Fairfield	Bainbridge, Wash.

Coaching Staff: **Tony Seaman**, General Manager (2nd season); **Jim Stagnitta**, Head Coach (2nd season); **B.J. O'Hara**, Assistant Coach; **Stan Ross**, Assistant Coach.



2013 DENVER OUTLAWS ALPHABETICAL ROSTER (AS OF 4/22/13)

No.	Player	Pos.	Ht.	Wt.	Age	Exp.	College	Hometown
5	Armstrong, Nick	Defense	5' 11"	200	R	24	Marist	Kings Park, N.Y.
10	Bocklet, Chris	Attack	6' 0"	182	2	23	Virginia	South Salem, N.Y.
7	Bocklet, Matt	Defense	5' 10"	190	6	27	Johns Hopkins	South Salem, N.Y.
6	Boltus, Jeremy	Attack	6' 1"	180	3	23	Army	Baldwinsville, N.Y.
25	Cipriano, Charlie	Goalie	5' 11"	175	2	23	Fairfield	Williston Park, N.Y.
27	Clausen, Ken	Defense	6' 2"	195	2	25	Virginia	Downingtown, Pa.
26	Compitello, Tom	Attack	5' 10"	190	2	25	Stony Brook	Hauppauge, N.Y.
28	Dailey, James	Attack	5' 9"	165	3	24	Stevenson	Westminster, Md.
4	Fullerton, Adam	Goalie	6' 0"	188	6	28	Army	Elmira, N.Y.
89	Guadagnolo, Tom	Defense	5' 11"	189	3	23	Syracuse	Jordan, N.Y.
47	Kelly, Anthony	Faceoff	6' 4"	245	8	32	Ohio State	Cleveland
16	Kimener, Terry	Midfield	6' 2"	180	6	28	UMBC	Oakton, Va.
21	Mangan, Will	Attack	5' 10"	175	2	22	Rutgers	Maplewood, N.J.
55	Martin, Eric	Defense	6' 2"	205	9	31	Salisbury State	Norfolk, Va.
14	Pennington, Justin	Midfield	5' 11"	200	4	24	Rutgers	Flemington, N.J.
37	Robarge, Stephen	Faceoff	5' 10"	160	2	22	VMI	Lorton, Va.
91	Roy, Dillon	Defense	5' 10"	190	4	25	Denver	Denver
3	Schoeffel, Steve	Midfield	5' 8"	165	R	26	Duke	Charlottesville, Va.
19	Schwartzman, Jesse	Goalie	6' 0"	220	8	27	Johns Hopkins	Owings Mills, Md.
20	Sieverts, Jeremy	Midfield	6' 3"	205	4	26	Maryland	Lutherville, Md.
23	Snider, Drew	Midfield	6' 0"	175	2	25	Maryland	Seattle
17	Thompson, Mikey	Midfield	6' 0"	190	2	25	Virginia	Richmond, Va.
12	Turri, Justin	Midfield	6' 3"	215	2	23	Duke	West Islip, N.Y.
13	Vedder, Ethan	Defense	6' 2"	190	4	28	Cornell	Yorktown, N.Y.
29	Zink, Lee	Defense	6' 4"	195	9	31	Maryland	Greenwich, Conn.
NLL Inactive List								
64	Downing, Greg	Midfield	6' 1"	195	8	28	Fairfield	Auburn, N.Y.
88	Greer, Zack	Attack	6' 1"	190	4	27	Duke	Whitby, Ontario
8	Holmes, Steve	Defense	6' 0"	200	7	30	Virginia	Chestnut Hill, Pa.
22	Jones, Adam	Midfield	5' 9"	182	2	23	Canisius	Owen Sound, Ontario
2	Mundorf, Brendan	Attack	5' 11"	195	8	28	UMBC	Ellicott City, Md.
24	O'Dougherty, Chris	Defense	6' 1"	200	4	26	Rutgers	Kinnelon, N.J.
Practice Squad								
31	Brown, Ben	Goalie	6' 3"	190	3	26	Whittier	Denver
9	Lay, Andrew	Midfield	6' 3"	200	3	23	Denver	Denver
42	McCarthy, Sean	Defense	6' 1"	200	8	29	Hofstra	Hicksville, N.Y.
18	Mundorf, Ben	Attack	6' 0"	200	R	27	Mount St. Mary's	Catonsville, Md.
33	Sheridan, Dylan	Midfield	5' 9"	165	R	29	Claremont McKenna	Hudson, Ohio
84	Smedley, Kyle	Midfield	5' 11"	185	R	25	Towson	Baltimore
College Draftees								
	Ayers, Dillon	Defense	5' 9"	173	R	22	St. Johns	Lynbrook, N.Y.
	Butts, Davis	Midfield	6' 2"	200	R	22	Loyola	Walpole, Mass.
	Carr, Landon	Midfield	6' 2"	205	R		Maryland	University Place, Wash.
	Fantoni, Dante	Attack	5' 11"	186	R	21	Lehigh	Hauppauge, N.Y.
	Ferguson, Roger	Defense	5' 9"	175	R	21	Brown	Washington, D.C.
	Law, Eric	Midfield	5' 10"	170	R	22	Denver	Centennial, Colo.
	Megill, Brian	Defense	6' 0"	226	R	22	Syracuse	Clark, N.J.
	Prosser, Aaron	Midfield	5' 10"	180	R	22	Drexel	Portland, Ore.
	Snow, Sam	Midfield	6' 3"	195	R	21	Fairfield	Bainbridge, Wash.



2013 DENVER OUTLAWS ROSTER BY POSITION (AS OF 4/22/13)

No.	Player	Pos.	Ht.	Wt.	Age	Exp.	College	Hometown
ATTACK								
10	Bocklet, Chris	Attack	6' 0"	182	2	23	Virginia	South Salem, N.Y.
6	Boltus, Jeremy	Attack	6' 1"	180	3	23	Army	Baldwinsville, N.Y.
26	Compitello, Tom	Attack	5' 10"	190	2	25	Stony Brook	Hauppauge, N.Y.
28	Dailey, James	Attack	5' 9"	165	3	24	Stevenson	Westminster, Md.
21	Mangan, Will	Attack	5' 10"	175	2	22	Rutgers	Maplewood, N.J.
MIDFIELD								
16	Kimener, Terry	Midfield	6' 2"	180	6	28	UMBC	Oakton, Va.
14	Pennington, Justin	Midfield	5' 11"	200	4	24	Rutgers	Flemington, N.J.
3	Schoeffel, Steve	Midfield	5' 8"	165	R	26	Duke	Charlottesville, Va.
20	Sieverts, Jeremy	Midfield	6' 3"	205	4	26	Maryland	Lutherville, Md.
23	Snider, Drew	Midfield	6' 0"	175	2	25	Maryland	Seattle
17	Thompson, Mikey	Midfield	6' 0"	190	2	25	Virginia	Richmond, Va.
12	Turri, Justin	Midfield	6' 3"	215	2	23	Duke	West Islip, N.Y.
DEFENSE								
5	Armstrong, Nick	Defense	5' 11"	200	R	24	Marist	Kings Park, N.Y.
7	Bocklet, Matt	Defense	5' 10"	190	6	27	Johns Hopkins	South Salem, N.Y.
27	Clausen, Ken	Defense	6' 2"	195	2	25	Virginia	Downingtown, Pa.
89	Guadagnolo, Tom	Defense	5' 11"	189	3	23	Syracuse	Jordan, N.Y.
55	Martin, Eric	Defense	6' 2"	205	9	31	Salisbury State	Norfolk, Va.
91	Roy, Dillon	Defense	5' 10"	190	4	25	Denver	Denver
13	Vedder, Ethan	Defense	6' 2"	190	4	28	Cornell	Yorktown, N.Y.
29	Zink, Lee	Defense	6' 4"	195	9	31	Maryland	Greenwich, Conn.
FACEOFF								
47	Kelly, Anthony	Faceoff	6' 4"	245	8	32	Ohio State	Cleveland
37	Robarge, Stephen	Faceoff	5' 10"	160	2	22	VMI	Lorton, Va.
GOALIE								
25	Cipriano, Charlie	Goalie	5' 11"	175	2	23	Fairfield	Williston Park, N.Y.
4	Fullerton, Adam	Goalie	6' 0"	188	6	28	Army	Elmira, N.Y.
19	Schwartzman, Jesse	Goalie	6' 0"	220	8	27	Johns Hopkins	Owings Mills, Md.
NLL Inactive List								
2	Brendan Mundorf	Attack	5' 11"	195	8	28	UMBC	Ellicott City, Md.
8	Steve Holmes	Defense	6' 0"	200	7	30	Virginia	Chestnut Hill, Pa.
22	Adam Jones	Midfield	5' 9"	182	2	23	Canisius	Owen Sound, Ontario
24	Chris O'Dougherty	Defense	6' 1"	200	4	26	Rutgers	Kinnelon, N.J.
64	Greg Downing	Midfield	6' 1"	195	8	28	Fairfield	Auburn, N.Y.
88	Zack Greer	Attack	6' 1"	190	4	27	Duke	Whitby, Ontario
Practice Squad								
9	Andrew Lay	Midfield	6' 3"	200	3	23	Denver	Denver
18	Ben Mundorf	Attack	6' 0"	200	R	27	Mount St. Mary's	Catonsville, Md.
31	Ben Brown	Goalie	6' 3"	190	3	26	Whittier	Denver
33	Dylan Sheridan	Midfield	5' 9"	165	R	29	Claremont McKenna	Hudson, Ohio
42	Sean McCarthy	Defense	6' 1"	200	8	29	Hofstra	Hicksville, N.Y.
84	Kyle Smedley	Midfield	5' 11"	185	R	25	Towson	Baltimore
College Draftees								
	Dillon Ayers	Defense	5' 9"	173	R	22	St. Johns	Lynbrook, N.Y.
	Davis Butts	Midfield	6' 2"	200	R	22	Loyola	Walpole, Mass.
	Landon Carr	Midfield	6' 2"	205	R		Maryland	University Place, Wash.
	Dante Fantoni	Attack	5' 11"	186	R	21	Lehigh	Hauppauge, N.Y.
	Roger Ferguson	Defense	5' 9"	175	R	21	Brown	Washington, D.C.
	Eric Law	Midfield	5' 10"	170	R	22	Denver	Centennial, Colo.
	Brian Megill	Defense	6' 0"	226	R	22	Syracuse	Clark, N.J.
	Aaron Prosser	Midfield	5' 10"	180	R	22	Drexel	Portland, Ore.
	Sam Snow	Midfield	6' 3"	195	R	21	Fairfield	Bainbridge, Wash.





2012 OUTLAWS SCHEDULE AND RESULTS (11-3)

Date	Opponent	Score	Atten.	Time*	Location	MVP	W-L
April 28	@Charlotte	21-12 (W)	6,734	7 p.m.	Memorial Stadium	P. Poillon	1-0
May 5	Hamilton	15-6 (W)	3,946	5 p.m.	Sports Authority Field	J. Sims	2-0
May 12	Long Island	19-11 (W)	4,129	5 p.m.	Sports Authority Field	J. Sieverts	3-0
May 19	Boston	17-10 (L)	4,935	5 p.m.	Sports Authority Field	P. Rabil	3-1
June 2	Chesapeake	18-16 (L)	3,125	7 p.m.	Sports Authority Field	S. Brooks	3-2
June 9	@Ohio	16-8 (W)	3,755	7 p.m.	Selby Stadium	B. Mundorf	4-2
June 16	Rochester	16-12 (W)	8,044	7:30 p.m.	Sports Authority Field	B. Mundorf	5-2
June 23	@Long Island	14-8 (L)	2,819	7 p.m.	James M. Stuart Stadium	W. Mangan	5-3
July 4	Ohio	17-13 (W)	30,128^	5 p.m.	Sports Authority Field	C. Bocklet	6-3
July 14	Charlotte	21-7 (W)	5,164	7 p.m.	Sports Authority Field	M. Matthews	7-3
July 19	@Boston	17-13 (W)	5,107	7 p.m.	Harvard Stadium	J. Schwartzman	8-3
July 28	@Hamilton	21-12 (W)	1,612	7:30 p.m.	Ron Joyce Stadium	J. McBride	9-3
Aug. 4	@Rochester	17-12 (W)	4,068	7 p.m.	Sahlen's Stadium	P. Poillon	10-3
Aug. 11	@Chesapeake	15-13 (W)	10,420	7 p.m.	Navy-Marine Corps Memorial	B. Mundorf	11-3
Aug. 25	Long Island%	13-12 (W)	-	1 p.m.	Harvard Stadium	C. Bocklet	12-3
Aug. 26	Chesapeake%	16-6 (L)	7,384	3 p.m.	Harvard Stadium	-	12-4

*All times local; ^Professional lacrosse record; % MLL Semifinals

2012 OUTLAWS HONORS AND AWARDS

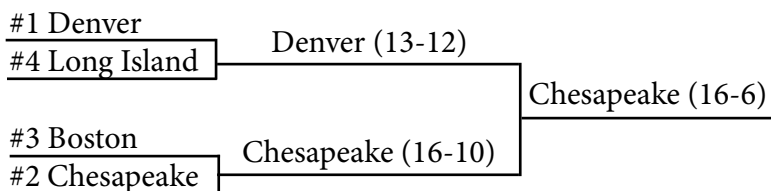
<u>Bud Light MLL MVP</u> Brendan Mundorf	<u>Offensive Player of the Week (3)</u> Jeremy Sieverts, Week 1 Brendan Mundorf, Week 7 Brendan Mundorf, Week 11	<u>Rookie of the Week (7)</u> Stephen Robarge, Week 3 Mark Matthews, Week 5 Chris Bocklet, Week 6 Chris Bocklet, Week 9
<u>Warrior Defensive Player of the Year</u> Lee Zink	<u>Defensive Player of the Week (2)</u> Jesse Schwartzman, Week 2 Jesse Schwartzman, Week 14	Mark Matthews, Week 10 Mark Matthews, Week 12 Mark Matthews, Week 13
<u>Warrior Most Improved Player</u> Jeremy Sieverts		
<u>Lacrosse.com All-MLL</u> Brendan Mundorf Lee Zink	<u>MLL All-Stars (5)</u> Peet Poillon Jeremy Sieverts Brendan Mundorf Jesse Schwartzman Lee Zink	



2012 MLL STANDINGS

Team	W	L	GB	PCT	GF	GA	HOME	AWAY
Denver	11	3	-	.786	229	168	5-2	6-1
Chesapeake	10	4	1	.714	202	156	5-2	5-2
Boston	9	5	2	.643	217	172	5-2	4-3
Long Island	8	6	3	.571	178	174	5-2	3-4
Rochester	7	7	4	.500	170	184	5-2	2-5
Charlotte	5	9	6	.357	160	214	3-4	2-5
Hamilton	4	10	7	.286	172	210	2-5	2-5
Ohio	2	12	9	.143	175	225	1-6	1-6

2012 MLL PLAYOFFS



2012 OUTLAWS TEAM STATISTICS

Denver	Category	Opponents
216	Goals	157
13	2-pt goals	11
116	Assists	86
345	Points	254
482	Ground balls	446
385	Shots on goal	343
.477	Faceoffs	.523
49.5	Penalty minutes	41.5
16	Power-play goals	21
3	Shorthanded goals	4

2012 MLL INDIVIDUAL LEADERS

Points	Rabil (Bos.), 72
Goals	Poskay (Bos.), 38
2pt Goals	Dixon (Che.), 15
Assists	Boyle (Bos.), 39
Ground balls	Gurenlian (L.I.), 124
Shots	Rabil (Bos.), 137
SPCT (min. 50)	McBride (Den.), .468
PPG	Poskay (Bos.), 9
SHG	Four players, 2
GWG	Rabil (Bos.)/Kimmel (Che.), 4
Penalty min.	Spallina (Che.), 18
FOPCT (min. 75)	Gurenlian (L.I.), .602
GAA	Turner (Che.), 10.5
Saves	Ghitelman (Cha.), 185
Save pct.	Ghitelman (Cha.), .551

2012 OUTLAWS INDIVIDUAL LEADERS (MLL RK)

Points	Mundorf, 59 (2)
Goals	Mundorf, 32 (2)
Assists	Mundorf, 27 (4)
Ground balls	Bocklet, 59 (6t)
Shots	Mundorf, 104 (5)
SPCT (min. 50)	McBride, .468 (1)
PPG	Matthews, 4 (6t)
SHG	Sims, 2 (1t)
GWG	Sieverts, 3 (3)
Penalty minutes	Cittadino, 8.5 (8)
FO (min. 75)	Kelly, .536 (5)
GAA	Schwartzman, 11.0 (2)
Saves	Schwartzman, 175 (4)
Save pct.	Schwartzman, .540 (3)



2012 DENVER OUTLAWS INDIVIDUAL STATISTICS

PLAYER	GP	G	2pG	A	PTS	PIM	PPG	PPA	SHG	SHA	GWG	GB	S	SPCT	SOG	FOW	FOA	Pct.
Mundorf, B.	12	32	0	27	59	5	1	7	1	0	2	15	104	.308	66	0	0	0.000
Sieverts, J.	14	26	7	7	40	5	3	1	0	0	3	14	85	.306	49	0	0	0.000
Poillon, P.	11	24	3	13	40	3	2	2	0	0	2	13	70	.343	39	0	1	0.000
McBride, J.	11	29	0	9	38	0	3	0	0	0	1	10	62	.468	44	0	0	0.000
Kimener, T.	14	17	1	18	36	2.5	0	2	0	0	1	16	60	.283	30	0	0	0.000
Matthews, M.	9	19	0	9	28	0	4	1	0	0	1	9	48	.396	33	0	0	0.000
Bocklet, C.	7	17	0	3	20	0	0	0	0	0	1	9	31	.548	23	0	0	0.000
Sims, J.	10	13	0	3	16	1.5	1	1	2	0	0	7	36	.361	22	0	0	0.000
Snider, D.	10	10	1	1	12	.5	0	0	0	0	0	40	19	.526	15	0	0	0.000
Pennington, J.	12	8	0	3	11	1.5	0	0	0	0	0	32	13	.615	11	27	67	0.403
Bocklet, M.	13	3	0	5	8	2	0	0	0	0	0	58	13	.231	5	0	0	0.000
Yevoli, J.	2	3	1	2	6	.5	1	1	0	0	0	3	6	.500	5	0	0	0.000
Cittadino, C.	14	2	0	4	6	8.5	0	0	0	0	0	12	7	.286	3	0	0	0.000
Briggs, C.	8	2	0	4	6	0	0	0	0	0	0	10	14	.143	7	0	0	0.000
Hoff, R.	2	4	0	0	4	0	1	0	0	0	0	2	14	.286	10	0	0	0.000
Kelly, A.	5	1	0	3	4	0	0	0	0	0	0	36	5	.200	2	87	149	0.584
Pastirik, C.	3	3	0	0	3	0	0	0	0	0	0	0	11	.273	6	0	0	0.000
Giannone, S.	4	0	0	3	3	0	0	0	0	0	0	3	9	.000	5	0	0	0.000
Holmes, S.	11	2	0	0	2	1	0	0	0	0	0	14	6	.333	4	0	0	0.000
Watkins, N.	4	1	0	0	1	1	0	0	0	0	0	2	2	.500	2	0	0	0.000
Schwartzman, J.	14	0	0	1	1	0	0	0	0	1	0	45	0	.000	0	0	0	0.000
Mezzanotte, P.	1	0	0	1	1	0	0	0	0	0	0	1	0	.000	0	0	0	0.000
Roy, D.	14	0	0	0	0	8.5	0	0	0	0	0	52	2	.000	2	15	34	0.441
Zink, L.	13	0	0	0	0	5.5	0	0	0	0	0	17	0	.000	0	0	0	0.000
Cocchi, D.	4	0	0	0	0	1	0	0	0	0	0	11	0	.000	0	0	0	0.000
ODougherty, C.	6	0	0	0	0	2	0	0	0	0	0	3	1	.000	0	0	0	0.000
Mattes, C.	6	0	0	0	0	0	0	0	0	0	0	14	1	.000	1	50	117	0.427
Bernier, M.	4	0	0	0	0	.5	0	0	0	0	0	14	0	.000	0	0	0	0.000
Celentani, T.	3	0	0	0	0	0	0	0	0	0	0	3	0	.000	0	0	0	0.000
Fullerton, A.	2	0	0	0	0	0	0	0	0	0	0	1	0	.000	0	0	0	0.000
Robarge, S.	2	0	0	0	0	0	0	0	0	0	0	8	0	.000	0	26	56	0.464
Cipriano, C.	2	0	0	0	0	0	0	0	0	0	0	0	0	.000	0	0	0	0.000
Brown, B.	2	0	0	0	0	0	0	0	0	0	0	0	0	.000	0	0	0	0.000
Ellis III, L.	2	0	0	0	0	0	0	0	0	0	0	4	0	.000	0	0	0	0.000
Vaughan, K.	2	0	0	0	0	0	0	0	0	0	0	1	1	.000	1	0	0	0.000
Bokmeyer, J.	1	0	0	0	0	0	0	0	0	0	0	0	1	.000	0	0	0	0.000
Vlahakis, P.	1	0	0	0	0	0	0	0	0	0	0	0	0	.000	0	0	3	0.000
Godfrey, N.	1	0	0	0	0	0	0	0	0	0	0	0	0	.000	0	0	3	0.000
Martin, E.	1	0	0	0	0	0	0	0	0	0	0	3	0	.000	0	0	0	0.000
Lay, A.	1	0	0	0	0	0	0	0	0	0	0	0	0	.000	0	0	0	0.000
TOTALS:	14	216	13	116	345	49.5	16	15	3	1	11	482	621	.348	385	205	430	0.477

2012 DENVER OUTLAWS GOALIE STATISTICS

GOALIES	GP	MIN	W	L	GA	2pGA	GAA	SV	SV%
Schwartzman, Jesse	14	810:42	11	3	149	11	11.0	175	0.540
Cipriano, Charlie	2	14:07	0	0	4	0	17.0	6	0.600
Fullerton, Adam	2	12:39	0	0	3	0	14.2	4	0.571
Brown, Ben	1	2:32	0	0	1	0	23.7	1	0.500
TOTALS:	14	840:00	11	3	157	11	11.2	186	0.542



2012 OUTLAWS GAME-BY-GAME STATISTICS

Opponent	Score	G	2pG	A	Pts.	PG	SG	PIM	SOG	GB	FOW	FOA	PCT
at Cha. (4/28)	21	17	4	7	28	1	0	45	33	40	20	32	0.625
vs. Ham. (5/5)	15	14	1	8	23	4	1	45	28	27	10	25	0.400
vs. L.I. (5/12)	19	19	0	9	28	2	0	25	30	25	17	33	0.515
vs. Bos. (5/19)	10	10	0	3	13	0	1	2.0	24	30	12	30	0.400
vs. Che. (6/2)	16	15	1	11	27	2	0	0.5	25	36	15	34	0.441
at Ohio (6/9)	16	15	1	5	21	0	0	4.0	25	24	10	26	0.385
vs. Roc. (6/16)	16	16	0	7	23	0	0	1.0	26	30	14	31	0.452
at L.I. (6/23)	8	8	0	4	12	0	0	4.0	22	28	5	26	0.192
vs. Ohio (7/4)	17	16	1	8	25	0	0	5.0	26	34	12	33	0.364
vs. Cha. (7/14)	21	21	0	12	33	1	0	3.0	40	51	24	31	0.774
at Bos. (7/19)	17	16	1	14	31	1	0	4.5	27	39	14	33	0.424
at Ham. (7/28)	21	19	2	14	35	3	0	5.5	27	43	19	35	0.543
at Roc. (8/4)	17	16	1	8	25	2	0	5.5	27	35	17	32	0.531
at Che. (8/11)	15	14	1	6	21	0	1	3.0	25	40	16	29	0.552
TOTALS	229	216	13	116	345	16	3	49.5	385	482	205	430	0.477

2012 OPPONENT GAME-BY-GAME STATISTICS

Opponent	Score	G	2pG	A	Pts.	PG	SG	PIM	SOG	GB	FOW	FOA	PCT
at Cha. (4/28)	12	11	1	5	17	1	0	2.5	20	27	12	32	0.375
vs. Ham. (5/5)	6	6	0	5	11	2	0	6.5	19	18	15	25	0.600
vs. L.I. (5/12)	11	10	1	7	18	1	0	4.0	19	22	16	33	0.485
vs. Bos. (5/19)	17	16	1	6	23	1	3	3.5	31	33	18	30	0.600
vs. Che. (6/2)	18	15	3	7	25	0	0	4.0	32	40	19	34	0.559
at Ohio (6/9)	8	7	1	3	11	3	0	1.0	21	25	16	26	0.615
vs. Roc. (6/16)	12	11	1	4	16	1	1	2.5	27	24	17	31	0.548
at L.I. (6/23)	14	14	0	6	20	1	0	3.5	23	42	21	26	0.808
vs. Ohio (7/4)	13	13	0	10	23	3	0	0.0	25	42	21	33	0.636
vs. Cha. (7/14)	7	6	1	5	12	0	0	1.0	18	30	7	31	0.226
at Bos. (7/19)	13	13	0	7	20	0	0	1.5	30	37	19	33	0.576
at Ham. (7/28)	12	12	0	9	21	5	0	5.5	24	34	16	35	0.457
at Roc. (8/4)	12	12	0	8	20	2	0	4.0	25	46	15	32	0.469
at Che. (8/11)	13	11	2	4	17	1	0	2.0	29	26	13	29	0.448
TOTALS	168	157	11	86	254	21	4	41.5	343	446	225	430	0.523

OUTLAWS RECORD WHEN...

Home.....	5-2, 0.714
Away.....	6-1, 0.857
Score first.....	6-1, 0.857
Opponent scores first.....	5-2, 0.714
Record more GBs.....	8-0, 1.000
Record more SOG.....	8-0, 1.000
Win more faceoffs.....	6-0, 1.000
Record fewer PIM.....	3-2, 0.600
Score multiple PPG.....	4-1, 0.800
Score a SHG.....	2-1, 0.667
Score a 2pG.....	8-1, 0.889
Opponent scores a 2pG.....	6-2, 0.750
Leading after 1st qtr.....	9-1, 0.900
Leading after 2nd qtr.....	10-1, 0.909
Leading after 3rd qtr.....	10-2, 0.833
Trailing after 1st qtr.....	1-1, 0.500
Trailing after 2nd qtr.....	0-1, 0.000
Trailing after 3rd qtr.....	0-1, 0.000

OUTLAWS SINGLE-GAME BESTS

Goals.....	6, McBride at Ham., 7/28 Mundorf, vs. Roc., 6/16
2pG.....	2, Sieverts, at Cha., 4/28
AST.....	5, Mundorf, vs. Che., 6/2
PTS.....	8, McBride at Ham., 7/28 Mundorf, vs. Che., 6/2 & vs. Roc., 6/16
GB.....	11, Kelly, at Ham., 7/28
PIM.....	3, Roy, at Ham., 7/28
PPG.....	2, Matthews, vs. Che., 6/2
FO.....	.767 (23-30), Kelly, vs. Cha., 7/14
SV.....	18, Schwartzman, at Che., 8/11

OPPONENT SINGLE-GAME BESTS

Goals.....	5, Connolly, vs. Ohio, 7/4
2pG.....	2, Dixon, vs. Che., 6/2 & at Che., 8/11
AST.....	4, Rabil, vs. Bos., 5/19
PTS.....	8, Rabil, vs. Bos., 5/19
GB.....	12, Gurenlian, at L.I., 6/23
PIM.....	3, Zywicki, vs. Ham., 5/5
PPG.....	2, Crowley, at Ham., 7/28
FO.....	.808, Gurenlian, at L.I., 6/23
SV.....	14, Adams, at L.I., 6/23 Burke, vs. Bos., 5/16



2012 OUTLAWS HIGHS / LOWS

<u>High</u>	<u>Category</u>	<u>Low</u>
21, three times.....	Score.....	8, at L.I., 6/23
21, vs. Cha., 7/14.....	Goals.....	8, at L.I., 6/23
4, at Cha., 4/28	2pG.....	0, five times
14, at Bos., 7/19 & at Ham., 7/28	Assists.....	3, vs. Bos., 5/19
35, at Ham., 7/28.....	Points	12, at L.I., 6/23
51, vs. Cha., 7/14.....	GBs.....	24, at Ohio, 6/9
5.5, at Ham., 7/28 & at Roc., 8/4.....	PIM.....	0.5, vs. Che., 6/2
4, vs. Ham., 5/5	PPG.....	0, six times
1, three times.....	SHG	0, 11 times
40, vs. Cha., 7/14.....	SOG	22, at L.I., 6/23
.774 (24-31), vs. Cha., 7/14	FOPCT.....	.192 (5-26), at L.I., 6/23

2012 OPPONENT HIGHS / LOWS

<u>High</u>	<u>Category</u>	<u>Low</u>
18, vs. Che., 6/2.....	Score.....	6, vs. Ham., 5/5
16, vs. Bos., 5/19	Goals.....	6, vs. Ham., 5/5
3, vs. Che., 6/2	2pG.....	0, six times
10, vs. Ohio, 7/4	Assists.....	3, at Ohio, 6/9
25, vs. Che., 6/2.....	Points	11, vs. Ham. (5/5) & at Ohio, 6/9
46, at Roc., 8/4.....	GBs.....	18, vs. Ham., 5/5
6.5, vs. Ham., 5/5	PIM.....	0, vs. Ohio, 7/4
5, at Ham., 7/28.....	PPG.....	0, three times
3, vs. Bos., 5/19	SHG	0, 12 times
32, vs. Che., 6/2.....	SOG	18, vs. Cha., 7/14
.808 (21-26), at L.I., 6/23	FOPCT.....	.226 (7-31), vs. Cha., 7/14

©mlawc History



OUTLAWS YEAR-BY-YEAR RESULTS



2012 DENVER OUTLAWS RESULTS

2012 MLL STANDINGS

Team	W	L	GB	PCT	GF	GA	H	A
Denver	11	3	-	.786	229	168	5-2	6-1
Chesapeake	10	4	1	.714	202	156	5-2	5-2
Boston	9	5	2	.643	217	172	5-2	4-3
Long Island	8	6	3	.571	178	174	5-2	3-4
Rochester	7	7	4	.500	170	184	5-2	2-5
Charlotte	5	9	6	.357	160	214	3-4	2-5
Hamilton	4	10	7	.286	172	210	2-5	2-5
Ohio	2	12	9	.143	175	225	1-6	1-6

2012 HONORS AND AWARDS

Award	Player
Bud Light MLL MVP	Brendan Mundorf
Warrior Defensive Player of the Year.....	Lee Zink
Warrior Most Improved Player.....	Jeremy Sieverts
Lacrosse.com All-MLL	Brendan Mundorf
Lacrosse.com All-MLL	Lee Zink
MLL All-Star	Brendan Mundorf
MLL All-Star	Peet Poillon
MLL All-Star	Jesse Schwartzman
MLL All-Star	Jeremy Sieverts
MLL All-Star	Lee Zink
Offensive Player of the Week (Week 1)	Jeremy Sieverts
Offensive Player of the Week (Week 7)	Brendan Mundorf
Offensive Player of the Week (Week 11)	Brendan Mundorf
Defensive Player of the Week (Week 2).....	Jesse Schwartzman
Defensive Player of the Week (Week 14).....	Jesse Schwartzman
Rookie of the Week (Week 3)	Stephen Robarge
Rookie of the Week (Week 5)	Mark Matthews
Rookie of the Week (Week 6)	Chris Bockett
Rookie of the Week (Week 9)	Chris Bockett
Rookie of the Week (Week 10)	Mark Matthews
Rookie of the Week (Week 12)	Mark Matthews
Rookie of the Week (Week 13)	Mark Matthews

2012 OUTLAWS SCHEDULE AND RESULTS

Date	Opponent	Score	Atten.
April 28	@Charlotte	21-12 (W)	6,734
MAY 5	HAMILTON	15-6 (W)	3,946
MAY 12	LONG ISLAND	19-11 (W)	4,129
MAY 19	BOSTON	17-10 (L)	4,935
JUNE 2	CHESAPEAKE	18-16 (L)	3,125
June 9	@Ohio	16-8 (W)	3,755
June 16	Rochester	16-12 (W)	8,044
JUNE 23	@LONG ISLAND	14-8 (L)	2,819
JULY 4	OHIO	17-13 (W)	30,128
JULY 14	CHARLOTTE	21-7 (W)	5,164
July 19	@Boston	17-13 (W)	5,107
July 28	@Hamilton	21-12 (W)	1,612
Aug. 4	@Rochester	17-12 (W)	4,068
Aug. 11	@Chesapeake	15-13 (W)	10,420
Aug. 25	Long Island#	13-12 (W)	-
Aug. 26	Chesapeake^	16-6 (L)	7,384

Home games bold and caps; #MLL Semifinal ^MLL Championship

POINTS

RK	Player	PTS
1	Brendan Mundorf	59
2	Jeremy Sieverts	40
	Peet Poillon	40

GOALS

RK	Player	G
1	Brendan Mundorf	32
2	Jordan McBride	29
3	Jeremy Sieverts	26

ASSISTS

RK	Player	AST
1	Brendan Mundorf	27
2	Terry Kimener	18
	Peet Poillon	13

GROUND BALLS

RK	Player	GB
1	Anthony Kelly	59
1	Matt Bockett	58
2	Dillon Roy	52

SHOTS ON GOAL

RK	Player	SOG
1	Brendan Mundorf	66
2	Jeremy Sieverts	49
3	Peet Poillon	39



2012 DENVER OUTLAWS (11-3)

PLAYER	POS	GP	G	2pG	A	PTS	PIM	PPG	PPA	SHG	SHA	GWG	GB	S	SPCT	SOG	FO	FOPCT
Mundorf, Brendan	A	12	32	0	27	59	5	1	7	1	0	2	15	104	.308	66	0-0	0.000
Sieverts, Jeremy	M	14	26	7	7	40	5	3	1	0	0	3	14	85	.306	49	0-0	0.000
Poillon, Peet	M	11	24	3	13	40	3	2	2	0	0	2	13	70	.343	39	0-1	0.000
McBride, Jordan	A	11	29	0	9	38	0	3	0	0	0	1	10	62	.468	44	0-0	0.000
Kimener, Terry	M	14	17	1	18	36	2.5	0	2	0	0	1	16	60	.283	30	0-0	0.000
Matthews, Mark	A	9	19	0	9	28	0	4	1	0	0	1	9	48	.396	33	0-0	0.000
Bockett, Chris	A	7	17	0	3	20	0	0	0	0	0	1	9	31	.548	23	0-0	0.000
Sims, Josh	A	10	13	0	3	16	1.5	1	1	2	0	0	7	36	.361	22	0-0	0.000
Snider, Drew	M	10	10	1	1	12	.5	0	0	0	0	0	40	19	.526	15	0-0	0.000
Pennington, Justin	M	12	8	0	3	11	1.5	0	0	0	0	0	32	13	.615	11	27-67	0.403
Bockett, Matt	D	13	3	0	5	8	2	0	0	0	0	0	58	13	.231	5	0-0	0.000
Yevoli, Joe	A	2	3	1	2	6	.5	1	1	0	0	0	3	6	.500	5	0-0	0.000
Cittadino, Casey	M	14	2	0	4	6	8.5	0	0	0	0	0	12	7	.286	3	0-0	0.000
Briggs, Colin	M	8	2	0	4	6	0	0	0	0	0	0	10	14	.143	7	0-0	0.000
Hoff, Ryan	A	2	4	0	0	4	0	1	0	0	0	0	2	14	.286	10	0-0	0.000
Kelly, Anthony	FO	5	1	0	3	4	0	0	0	0	0	0	36	5	.200	2	87-149	0.584
Pastirik, Christian	M	3	3	0	0	3	0	0	0	0	0	0	0	11	.273	6	0-0	0.000
Giannone, Steve	M	4	0	0	3	3	0	0	0	0	0	0	3	9	.000	5	0-0	0.000
Holmes, Steven	D	11	2	0	0	2	1	0	0	0	0	0	14	6	.333	4	0-0	0.000
Watkins, Nate	M	4	1	0	0	1	1	0	0	0	0	0	2	2	.500	2	0-0	0.000
Schwartzman, Jesse	G	14	0	0	1	1	0	0	0	0	1	0	45	0	.000	0	0-0	0.000
Mezzanotte, Peter	M	1	0	0	1	1	0	0	0	0	0	0	1	0	.000	0	0-0	0.000
Roy, Dillon	D	14	0	0	0	0	8.5	0	0	0	0	0	52	2	.000	2	15-34	0.441
Zink, Lee	D	13	0	0	0	0	5.5	0	0	0	0	0	17	0	.000	0	0-0	0.000
Cocchi, Dan	D	4	0	0	0	0	1	0	0	0	0	0	11	0	.000	0	0-0	0.000
ODougherty, Chris	D	6	0	0	0	0	2	0	0	0	0	0	3	1	.000	0	0-0	0.000
Mattes, Chris	FO	6	0	0	0	0	0	0	0	0	0	0	14	1	.000	1	50-117	0.427
Bernier, Matt	D	4	0	0	0	0	.5	0	0	0	0	0	14	0	.000	0	0-0	0.000
Celentani, Tom	D	3	0	0	0	0	0	0	0	0	0	0	3	0	.000	0	0-0	0.000
Fullerton, Adam	G	2	0	0	0	0	0	0	0	0	0	0	1	0	.000	0	0-0	0.000
Robarge, Stephen	FO	2	0	0	0	0	0	0	0	0	0	0	8	0	.000	0	26-56	0.464
Cipriano, Charlie	G	2	0	0	0	0	0	0	0	0	0	0	0	0	.000	0	0-0	0.000
Brown, Ben	G	2	0	0	0	0	0	0	0	0	0	0	0	0	.000	0	0-0	0.000
Ellis III, Long	D	2	0	0	0	0	0	0	0	0	0	0	4	0	.000	0	0-0	0.000
Vaughan, Kevin	M	2	0	0	0	0	0	0	0	0	0	0	1	1	.000	1	0-0	0.000
Bokmeyer, Justin	M	1	0	0	0	0	0	0	0	0	0	0	0	1	.000	0	0-0	0.000
Vlahakis, Peter	FO	1	0	0	0	0	0	0	0	0	0	0	0	0	.000	0	0-3	0.000
Godfrey, Nolan	FO	1	0	0	0	0	0	0	0	0	0	0	0	0	.000	0	0-3	0.000
Martin, Eric	D	1	0	0	0	0	0	0	0	0	0	0	3	0	.000	0	0-0	0.000
Lay, Andrew	M	1	0	0	0	0	0	0	0	0	0	0	0	0	.000	0	0-0	0.000
TOTALS:	-	14	216	13	116	345	49.5	16	15	3	1	11	482	621	.348	385	205-430	0.477
GOALIES					GP	MIN	W	L	GA	2ptGA	GAA	SV	SV%					
Schwartzman, Jesse					14	810:42	11	3	149	11	11.0	175	0.540					
Cipriano, Charlie					2	14:07	0	0	4	0	17.0	6	0.600					
Fullerton, Adam					2	12:39	0	0	3	0	14.2	4	0.571					
Brown, Ben					1	2:32	0	0	1	0	23.7	1	0.500					
TOTALS:					14	840:00	11	3	157	11	11.2	186	0.542					

2012 OUTLAWS LEADERS AND RANKINGS

CATEGORY	PLAYER	No.	LEAGUE RK	TEAM	LEAGUE RANK
PTS	Mundorf	59	2nd	345	1st
G	Mundorf	32	2nd	216	1st
A	Mundorf	27	4th	116	2nd
GB	Kelly	59	T-6th	482	3rd
2PG	Sieverts	7	T-4th	13	T-4th
SOG	Mundorf	66	3rd	385	3rd
FO PCT	Kelly	.536	5tg	.477	5th
SAVES	Schwartzman	175	4th	186	3rd
SAVE PCT	Schwartzman	.540	3rd	.542	4th
GAA	Schwartzman	11.0	2nd	11.2	2nd



2011 DENVER OUTLAWS RESULTS

2011 MLL STANDINGS

Team	W	L	GB	PCT	GF	GA	H	A
Boston	9	3	-	.750	173	142	4-2	5-1
Denver	7	5	2	.583	156	135	2-4	5-1
Hamilton	7	5	2	.583	155	150	2-4	5-1
Chesapeake	6	6	3	.500	139	162	2-4	4-2
Long Island	5	7	4	.417	138	151	3-3	2-4
Rochester	2	10	7	.167	143	164	1-5	1-5

2011 HONORS AND AWARDS

Award	Player
All-MLL	Brendan Mundorf
MLL All-Star	Eric Martin
MLL All-Star	Brendan Mundorf
MLL All-Star	Peet Poillon
MLL All-Star	Jesse Schwartzman
MLL All-Star	Max Seibald
MLL All-Star	Drew Westervelt
MLL All-Star	Lee Zink
Offensive Player of the Week (Week 1)	Brendan Mundorf
Offensive Player of the Week (Week 5)	Brendan Mundorf
Offensive Player of the Week (Week 12)	Brendan Mundorf
Defensive Player of the Week (Week 2)	Jesse Schwartzman
Defensive Player of the Week (Week 3)	Jesse Schwartzman
Rookie of the Week (Week 3)	Billy Bitter

2011 OUTLAWS SCHEDULE AND RESULTS

Date	Opponent	Score	Atten.
MAY 14	HAMILTON	18-10 (W)	9,993
May 21	Boston	13-12 (W)	8,317
June 3	Long Island	11-10 (W)	2,782
JUNE 11	CHESAPEAKE	16-15 OT (L)	12,548
June 18	Hamilton	15-7 (W)	1,047
JUNE 25	LONG ISLAND	18-11 (W)	10,142
JULY 3	BOSTON	15-12 (L)	27,184
JULY 16	ROCHESTER	9-8 (L)	6,318
July 23	Rochester	15-8 (L)	5,107
JULY 30	BOSTON	10-9 (L)	7,804
Aug. 6	Long Island	14-11 (W)	3,082
Aug. 13	Chesapeake	15-9 (W)	8,517
Postseason			
Aug. 27	#Hamilton	11-9 (L)	-

Home games bold and caps; #MLL Semifinal

POINTS

RK	Player	PTS
1	Brendan Mundorf	45
2	Drew Westervelt	32
3	Peet Poillon	25

GOALS

RK	Player	G
1	Brendan Mundorf	30
2	Drew Westervelt	23
3	Peet Poillon	20

ASSISTS

RK	Player	AST
1	Brendan Mundorf	15
2	Bill McGlone	8
	Drew Westervelt	8

GROUND BALLS

RK	Player	GB
1	Andrew Hennessey	49
2	Matt Bocklet	47
3	Kevin Unterstein	30

SHOTS ON GOAL

RK	Player	SOG
1	Brendan Mundorf	55
2	Drew Westervelt	48
3	Peet Poillon	44



2011 DENVER OUTLAWS (7-5)

PLAYER	POS	GP	G	2pG	A	PTS	PIM	PPG	PPA	SHG	SHA	GWG	GB	S	SPCT	SOG	FO	FOPCT
Mundorf, Brendan	A	11	30	0	15	45	6	1	6	3	0	0	23	89	0.337	55	0-0	0.000
Westervelt, Drew	A	10	23	1	8	32	3	7	3	0	0	2	19	69	0.333	48	0-0	0.000
Poillon, Peet	M	12	20	1	4	25	1	1	1	0	0	1	13	87	0.230	44	0-0	0.000
Seibald, Max	M	9	12	3	2	17	1.5	2	0	0	0	0	13	43	0.279	30	0-0	0.000
McGlone, Bill	M	7	9	0	8	17	0	0	2	0	0	0	3	38	0.237	23	0-0	0.000
Bitter, Billy	A	9	12	0	4	16	3	2	0	0	0	1	18	39	0.308	23	0-0	0.000
Martin, Connor	A	5	10	0	3	13	0.5	1	0	0	0	1	5	21	0.476	14	0-0	0.000
Langtry, Brian	M	8	6	0	6	12	4.5	3	2	0	0	0	6	28	0.214	20	1-1	1.000
Kimener, Terry	F	6	6	0	5	11	0.5	0	0	0	0	2	6	21	0.286	14	0-0	0.000
Watkins, Nate	M	12	2	0	5	7	2.5	0	0	0	1	0	9	9	0.222	5	0-0	0.000
DeLaney, Sean	M	7	4	0	1	5	0	0	1	0	0	0	3	14	0.286	8	0-0	0.000
Bockett, Matt	D	12	1	0	4	5	1	0	0	0	0	0	47	6	0.167	3	0-0	0.000
Iannucci, Athan	F	1	3	1	0	4	3	1	0	0	0	0	1	7	0.429	3	0-0	0.000
Park, Jarett	M	9	3	0	0	3	4.5	0	0	0	0	0	6	4	0.750	4	0-0	0.000
Holmes, Steve	D	10	2	0	1	3	2	0	0	0	0	0	13	5	0.400	5	0-0	0.000
Giannone, Steve	M	3	2	0	1	3	0.5	0	0	0	0	0	5	6	0.333	4	0-0	0.000
Roy, Dillon	D	12	1	0	1	2	1	0	0	0	0	0	21	6	0.167	4	0-3	0.000
Unterstein, Kevin	M	9	1	0	1	2	7	0	0	0	0	0	30	6	0.167	3	4-5	0.800
Martin, Eric	D	6	1	0	0	1	9	0	0	0	0	0	24	3	0.333	1	0-0	0.000
Dalton, Will	FO	2	1	0	0	1	0	0	0	0	0	0	5	1	1.000	1	14-55	0.933
Bokmeyer, Justin	M	1	1	0	0	1	0.5	0	0	0	0	0	0	2	0.500	1	0-0	0.000
Schwartzman, Jesse	G	12	0	0	0	0	2	0	0	0	0	0	26	0	0.000	0	0-0	0.000
Zink, Lee	D	10	0	0	0	0	2	0	0	0	0	0	28	1	0.000	1	0-0	0.000
Hennessey, Andrew	FO	10	0	0	0	0	0.5	0	0	0	0	0	49	7	0.000	3	142-255	0.557
Schmidt, Brett	D	7	0	0	0	0	1	0	0	0	0	0	14	1	0.000	0	0-0	0.000
Cittadino, Casey	M	5	0	0	0	0	0.5	0	0	0	0	0	2	4	0.000	2	0-0	0.000
McCarthy, Sean	D	4	0	0	0	0	0	0	0	0	0	0	3	0	0.000	0	0-0	0.000
Ghitelman, Adam	G	3	0	0	0	0	0	0	0	0	0	0	2	0	0.000	0	0-0	0.000
Thompson, Mikey	M	2	0	0	0	0	0	0	0	0	0	0	1	0	0.000	0	0-0	0.000
Cranston, Ryan	F	2	0	0	0	0	0	0	0	0	0	0	0	8	0.000	4	0-0	0.000
Lay, Andrew	F	1	0	0	0	0	0	0	0	0	0	0	0	0	0.000	0	0-0	0.000
Fullerton, Adam	G	1	0	0	0	0	0	0	0	0	0	0	3	0	0.000	0	0-0	0.000
Brown, Ben	G	1	0	0	0	0	0	0	0	0	0	0	0	0	0.000	0	0-0	0.000
Podgajny, Mike	M	1	0	0	0	0	0	0	0	0	0	0	0	4	0.000	0	0-0	0.000
McFadyen, Ryan	D	1	0	0	0	0	0.5	0	0	0	0	0	2	0	0.000	0	0-0	0.000
TOTALS:	-	12	150	6	69	225	57.5	18	15	3	1	7	400	529	0.284	323	161-319	0.505

GOALIES

	GP	MIN	W	L	GA	2ptGA	GAA	SV	SV%
Schwartzman, Jesse	12	622:21	6	5	109	10	9.87	142	0.566
Ghitelman, Adam	3	39:26	0	0	8	2	12.17	6	0.429
Brown, Ben	1	3:59	0	0	1	0	15.06	0	0.000
Fullerton, Adam	1	15:21	1	0	5	0	19.54	2	0.286
TOTALS:	12	681:07	7	5	123	12	10.25	150	0.549

2011 OUTLAWS LEADERS AND RANKINGS

CATEGORY	PLAYER	No.	LEAGUE RK	TEAM	LEAGUE RANK
PTS	Mundorf	45	3rd	225	3rd
G	Mundorf	30	T-1st	150	3rd
A	Mundorf	15	T-5th	69	5th
GB	Hennessey	49	7th	400	2nd
2PG	Seibald	3	8th	6	5th
PIM	E. Martin	9:00	2nd	57:30	3rd
SOG	Mundorf	55	5th	323	3rd
FO PCT	Hennessey	.557	2nd	.505	3rd
SAVES	Schwartzman	142	4th	150	6th
SAVE PCT	Schwartzman	.566	2nd	.549	4th
GAA	Schwartzman	9.9	1st	11.1	1st



2010 DENVER OUTLAWS RESULTS

2010 MLL STANDINGS

Team	W	L	GB	PCT	GF	GA	H	A
Denver	8	4	-	.667	158	148	5-1	3-3
Boston	8	4	-	.667	174	141	5-1	3-3
Long Island	7	5	1	.583	141	139	4-2	3-3
Chesapeake	6	6	2	.500	161	158	3-3	3-3
Chicago	4	8	4	.333	157	171	3-3	1-5
Toronto	3	9	5	.250	132	166	1-5	2-4

2010 HONORS AND AWARDS

Award	Player
All-MLL	Matt Bocklet
All-MLL	Max Seibald
All-MLL	Lee Zink
MLL All-Star	Matt Bocklet
MLL All-Star	Dan Hardy
MLL All-Star	Jesse Schwartzman
MLL Team USA	Adam Fullerton
MLL Team USA	Eric Martin
MLL Team USA	Brendan Mundorf
MLL Team USA	Max Seibald
MLL Team USA	Drew Westervelt
MLL Team USA	Lee Zink
Offensive Player of the Week (Week 12)	Brendan Mundorf
Offensive Player of the Week (Week 5)	Matt Brown
Offensive Player of the Week (Week 2)	Max Seibald
Defensive Player of the Week (Week 8)	Matt Bocklet
Rookie of the Week (Week 10)	Connor Martin
Rookie of the Week (Week 8)	Andrew Hennessey

2010 OUTLAWS SCHEDULE AND RESULTS

Date	Opponent	Score	Atten.
May 15	Boston	16-13 (L)	9,841
MAY 22	LONG ISLAND	13-10 (W)	12,323
MAY 29	TORONTO	15-12 (W)	6,123
June 5	Long Island	15-10 (W)	3,016
June 12	Boston	17-12 (L)	6,090
June 19	Chesapeake	20-16 (W)	3,483
June 25	Chicago	18-14 (L)	2,722
JULY 4	CHESAPEAKE	12-10 (W)	23,433
July 10	Toronto	15-14 OT (W)	2,834
JULY 24	CHICAGO	15-11 (W)	7,982
JULY 31	BOSTON	16-5 (L)	7,523
AUG. 7	CHICAGO	18-8 (W)	7,285
Postseason			
Aug. 21	#Long Island	16-12 (L)	6,319

HOME GAMES BOLD AND CAPS; #MLL Semifinal

POINTS

RK	Player	PTS
1	Brendan Mundorf	38
2	Drew Westervelt	32
3	Max Seibald	30
	Dan Hardy	30

GOALS

RK	Player	G
1	Brendan Mundorf	22
	Matt Brown	22
3	Max Seibald	20

ASSISTS

RK	Player	AST
1	Brendan Mundorf	16
2	Dan Hardy	14
3	Drew Westervelt	11

GROUND BALLS

RK	Player	GB
1	Matt Bocklet	59
2	Eric Martin	37
3	Kevin Unterstein	26
	Lee Zink	26

SHOTS ON GOAL

RK	Player	SOG
1	Drew Westervelt	42
2	Brendan Mundorf	38
	Max Seibald	38



2010 DENVER OUTLAWS (8-4)

No.	PLAYER	POS	GP	G	2PG	A	PTS	PIM	PPG	PPA	SHG	SHA	GWG	GB	S	SPCT	SOG	FO	FO PCT
2	Mundorf, Brendan	A	11	22	0	16	38	4	4	5	1	0	2	15	83	.265	38	0-0	.000
14	Westervelt, Drew	A	11	18	3	11	32	3.5	4	1	0	0	1	14	64	.281	42	0-0	.000
42	Seibald, Max	M	9	20	2	8	30	4	2	1	0	0	0	22	65	.308	38	0-0	.000
22	Hardy, Dan	M	10	15	1	14	30	0	2	5	0	0	0	3	45	.333	28	0-1	.000
16	Brown, Matt	A	11	22	1	3	26	1	3	0	0	0	1	6	55	.400	37	0-0	.000
6	Langtry, Brian	M	10	11	1	10	22	2.5	0	1	0	0	0	3	42	.262	24	0-0	.000
23	DeLaney, Sean	M	8	9	1	3	13	0	0	0	0	0	1	9	32	.281	23	0-0	.000
9	Hopmann, Alex	M	8	11	0	1	12	0	0	0	0	0	2	3	32	.344	19	0-0	.000
7	Bocklet, Matt	D	12	6	0	4	10	1	0	0	0	0	0	59	14	.429	11	0-0	.000
3	Giannone, Steve	M	8	7	0	2	9	1	0	0	0	0	1	13	32	.219	24	0-0	.000
35	Watkins, Nate	M	12	3	0	4	7	6	0	0	1	0	0	16	11	.273	8	0-0	.000
55	Martin, Eric	D	10	3	0	2	5	16	0	0	1	0	0	37	8	.375	6	0-0	.000
88	Martin, Connor	A	2	3	0	1	4	0	0	0	0	0	0	3	11	.273	6	0-0	.000
5	Cittadino, Casey	M	12	2	0	1	3	3	0	0	0	0	0	6	5	.400	3	0-0	.000
	Murray, Joey	A	6	2	0	1	3	2	1	0	0	0	0	5	25	.080	10	0-0	.000
0	Unterstein, Kevin	M	11	1	0	1	2	3	0	0	0	0	0	26	3	.333	2	2-5	.400
40	Hennessey, Andrew	FO	6	1	0	0	1	0.5	0	0	0	0	0	17	1	.000	1	83-175	.474
91	Roy, Dillon	D	4	1	0	0	1	0	0	0	0	0	0	8	3	.333	3	0-1	.000
	Vedder, Ethan	D	2	0	0	1	1	0	0	0	0	0	0	4	1	.000	0	0-0	.000
	Loftus, Brendan	M	2	1	0	0	1	0	0	0	0	0	0	0	3	.333	0	0-0	.000
29	Zink, Lee	D	12	0	0	0	0	3.5	0	0	0	0	0	26	0	.000	0	0-0	.000
27	Clausen, Ken	D	8	0	0	0	0	0	0	0	0	0	0	16	2	.000	1	0-0	.000
19	Schwartzman, Jesse	G	11	0	0	0	0	1	0	0	0	0	0	14	0	.000	0	0-0	.000
31	Dalton, Will	FO	6	0	0	0	0	0	0	0	0	0	0	10	1	.000	1	64-140	.457
41	McFadyen, Ryan	D	5	0	0	0	0	1	0	0	0	0	0	6	0	.000	0	0-0	.000
	McCarthy, Sean	D	3	0	0	0	0	1	0	0	0	0	0	6	0	.000	0	0-0	.000
25	Walterhoefer, Shane	FO	1	0	0	0	0	0	0	0	0	0	0	5	0	.000	0	17-30	.567
	ODougherty, Chris	D	4	0	0	0	0	0.5	0	0	0	0	0	3	0	.000	0	0-0	.000
4	Fullerton, Adam	G	4	0	0	0	0	0	0	0	0	0	0	1	0	.000	0	0-0	.000
	Christopher, Brian	M	1	0	0	0	0	3	0	0	0	0	0	1	1	.000	0	0-0	.000
37	Romero, Rocco	M	3	0	0	0	0	0	0	0	0	0	0	0	0	.000	0	0-0	.000
	TOTALS:		12	158	9	83	250	57	16	13	3	0	8	357	539	0.293	328	166-352	.472

No.	GOALIES	GP	MIN	W	L	GA	2ptGA	GAA	SV	SV%
19	Schwartzman, Jesse	11	600:17	8	3	124	9	12.39	140	.530
4	Fullerton, Adam	4	120:31	0	1	24	1	11.95	29	.547
	TOTALS:	12	-	8	4	148	10	12.33	169	.533

2010 OUTLAWS LEADERS AND RANKINGS

CATEGORY	PLAYER	No.	LEAGUE RK	TEAM	LEAGUE RANK
PTS	Mundorf	38	4th	250	2nd
G	Brown/Mundorf	22	T-5th	158	3rd
A	Mundorf	16	3rd	83	2nd
GB	Bocklet	59	2nd	357	T-3rd
2PG	Westervelt	3	7th	9	T-3rd
PIM	E. Martin	16:00	2nd	57:00	3rd
SOG	Westervelt	42	T-6th	328	4th
FO PCT	Dalton	.457	8th	.472	5th
SAVES	Schwartzman	140	4th	.530	5th
SAVE PCT	Schwartzman	.530	5th	.533	4th
GAA	Schwartzman	12.4	4th	12.3	3rd



2009 DENVER OUTLAWS RESULTS

2009 MLL STANDINGS

Team	W	L	GB	PCT	GF	GA	H	A
Denver	9	3	-	.750	166	138	4-2	5-1
Toronto	7	5	2	.583	184	172	4-2	3-3
Boston	6	6	3	.500	173	150	3-3	3-3
Long Island	6	6	3	.500	125	144	3-3	3-3
Washington	5	7	4	.417	148	175	2-4	3-3
Chicago	3	9	6	.250	159	176	2-4	1-5

2009 HONORS AND AWARDS

Award	Player
All-MLL	Matt Bocklet
All-MLL	Brendan Mundorf
All-MLL	Lee Zink
All-MLL	Jesse Schwartzman
Goalkeeper of the Year.....	Jesse Schwartzman
Coach of the Year.....	Brian Reese
Rookie of the Year	Dan Hardy
Offensive Player of the Week (Week 6)	Dan Hardy
Offensive Player of the Week (Week 2)	Brendan Mundorf
Defensive Player of the Week (Week 11).....	Jesse Schwartzman
Defensive Player of the Week (Week 6).....	Jesse Schwartzman
Defensive Player of the Week (Week 5).....	Jesse Schwartzman
MLL All-Star Team.....	Brendan Mundorf
MLL All-Star Team.....	Brian Langtry
MLL All-Star Team.....	Kyle Harrison
MLL All-Star Team.....	Drew Westervelt
MLL All-Star Team.....	Max Seibald
MLL All-Star Team.....	Matthew Bocklet
MLL All-Star Team.....	Jesse Schwartzman
MLL All-Star Team.....	Brian Reese

2009 OUTLAWS SCHEDULE AND RESULTS

Date	Opponent	Score	Atten.
MAY 16	CHICAGO	13-11 (L)	9,340
May 22	Boston	15-14 (W)	6,512
MAY 30	WASHINGTON	20-16 (W)	6,022
June 7	Chicago	15-11 (W)	3,265
JUNE 13	LONG ISLAND	16-9 (W)	7,982
JUNE 20	TORONTO	15-8 (W)	8,216
June 27	Toronto	20-16 (W)	3,791
JULY 4	BOSTON	17-16 (L)	21,952
July 18	Washington	11-8 (W)	5,152
JULY 25	LONG ISLAND	12-7 (W)	7,252
Aug. 1	Long Island	13-9 (W)	4,612
Aug. 8	Toronto	16-10 (L)	3,635
Postseason			
Aug. 22	#Boston	11-10 (W)	6,720
Aug. 23	%Toronto	10-9 (L)	7,003

HOME GAMES BOLD AND CAPS; #MLL Semifinal; %MLL Championship

POINTS

RK	Player	PTS
1	Drew Westervelt	46
2	Brendan Mundorf	44
3	Matt Brown	30

GOALS

RK	Player	G
1	Brendan Mundorf	34
2	Drew Westervelt	27
3	Matt Brown	24

ASSISTS

RK	Player	AST
1	Drew Westervelt	17
2	Brendan Mundorf	14
	Brian Langtry	14

GROUND BALLS

RK	Player	GB
1	Matt Bocklet	42
2	Max Seibald	28
3	Lee Zink	26

SHOTS ON GOAL

RK	Player	SOG
1	Brendan Mundorf	49
2	Drew Westervelt	46
3	Brian Langtry	37



2009 DENVER OUTLAWS (9-3)

No.	PLAYER	POS	GP	G	2PG	A	PTS	PIM	PPG	PPA	SHG	SHA	GWG	GB	S	SPCT	SOG	FO	FOPCT
14	Westervelt, Drew	A	12	27	2	17	46	8.5	7	2	0	0	1	11	67	.403	46	0-0	.000
2	Mundorf, Brendan	A	12	34	0	10	44	1	0	3	0	0	0	15	75	.453	49	0-0	.000
16	Brown, Matt	A	12	24	0	6	30	0	6	0	0	0	2	7	47	.511	36	0-0	.000
6	Langtry, Brian	M	11	15	4	10	29	10.5	2	3	0	0	3	5	75	.200	37	0-0	.000
4	Sims, Josh	M	9	11	0	8	19	1.5	4	7	0	0	0	7	49	.224	21	0-0	.000
22	Hardy, Dan	M	10	8	0	8	16	0.5	0	3	0	0	1	4	29	.276	17	0-0	.000
15	Sonke, Jeff	M	10	9	0	5	14	1	0	0	0	0	0	4	42	.214	27	0-0	.000
35	Watkins, Nate	M	12	8	0	6	14	4.5	0	0	0	0	0	18	25	.320	17	0-0	.000
42	Seibald, Max	M	10	9	2	1	12	2	1	0	1	0	0	28	38	.237	26	1-3	.333
	Lindsay, Sean	M	5	7	0	1	8	0	1	0	0	0	1	2	23	.304	14	0-0	.000
18	Harrison, Kyle	M	7	4	0	2	6	2.5	0	0	0	0	0	5	28	.143	21	0-0	.000
10	Bockett, Matt	D	12	3	0	1	4	5	0	1	0	0	0	42	11	.273	6	0-0	.000
	Downing, Greg	M	2	4	0	0	4	0	0	0	0	0	1	1	10	.400	6	0-0	.000
9	Ward, Mike	M	11	0	0	2	2	2	0	0	0	0	0	17	6	.000	3	0-0	.000
23	Borell, Jim	M	5	1	0	0	1	0.5	0	0	0	0	0	4	3	.333	2	0-0	.000
47	McCarthy, Sean	D	5	1	0	0	1	1.5	0	0	0	0	0	4	1	.000	1	0-0	.000
12	Christopher, Brian	M	1	1	0	0	1	0	0	0	0	0	0	1	1	.000	1	0-0	.000
19	Schwartzman, Jesse	G	12	0	0	1	1	2	0	0	0	0	0	8	2	.000	0	0-0	.000
25	Walterhoefer, Shane	FO	10	0	0	1	1	1	0	0	0	0	0	20	2	.000	0	103-257	.401
29	Zink, Lee	D	12	0	0	0	0	5	0	0	0	0	0	26	1	.000	0	0-0	.000
34	Garvey, Thomas	D	12	0	0	0	0	0.5	0	0	0	0	0	11	1	.000	1	0-0	.000
17	Ethington, Tom	D	11	0	0	0	0	1.5	0	0	0	0	0	18	1	.000	0	0-0	.000
5	Cittadino, Casey	M	8	0	0	0	0	3.5	0	0	0	0	0	5	1	.000	0	0-0	.000
71	Martin, Eric	D	7	0	0	0	0	7	0	0	0	0	0	19	7	.000	4	0-0	.000
26	Smith, Alex	G	4	0	0	0	0	0	0	0	0	0	0	0	0	.000	0	0-0	.000
	Braun, Lou	FO	4	0	0	0	0	0	0	0	0	0	0	12	1	.000	1	31-88	.352
44	Fullerton, Adam	G	3	0	0	0	0	0	0	0	0	0	0	2	0	.000	0	0-0	.000
98	Hughes, Brett	D	1	0	0	0	0	2	0	0	0	0	0	1	0	.000	0	0-0	.000
	TOTALS:		12	166	8	79	253	64.5	21	20	1	0	9	296	546	.304	336	135-348	.388

No.	GOALIES	GP	MIN	W	L	GA	2ptGA	GAA	SV	SV%
19	Schwartzman, Jesse	12	675:28	9	2	127	5	11.28	154	.548
44	Fullerton, Adam	3	37:34	0	1	8	0	12.78	9	.529
26	Smith, Alex	4	6:58	0	0	3	1	25.84	0	.000
	TOTALS:	12	-	9	3	138	6	11.50	163	.542

2009 OUTLAWS LEADERS AND RANKINGS

CATEGORY	PLAYER	No.	LEAGUE RK	TEAM	LEAGUE RANK
PTS	Westervelt	46	3rd	253	3rd
G	Mundorf	34	3rd	166	3rd
A	Westervelt	17	4th	79	4th
GB	Bockett	42	T-6th	296	4th
2PG	Langtry	4	3rd	8	T-3rd
PIM	Langtry	10:30	T-4th	64:30	2nd
SOG	Mundorf	49	T-9th	336	4th
FO PCT	Walterhoefer	.401	6th	.388	6th
SAVES	Schwartzman	154	2nd	163	6th
SAVE PCT	Schwartzman	.548	5th	.542	4th
GAA	Schwartzman	11.5	1st	11.5	1st



2008 DENVER OUTLAWS RESULTS

2008 MLL STANDINGS

<u>Western Conference</u>								
Team	W	L	GB	PCT	GF	GA	H	A
Denver	8	4	-	.667	173	160	6-0	2-4
Los Angeles	7	5	1	.583	173	157	3-3	4-2
San Francisco	4	8	4	.333	149	173	2-4	2-4
Chicago	3	9	5	.250	158	168	3-3	0-6

<u>Eastern Conference</u>								
Team	W	L	GB	PCT	GF	GA	H	A
Rochester	9	3	-	.750	202	161	4-2	5-1
Philadelphia	7	5	2	.583	166	173	3-2	4-3
Boston	7	5	2	.583	182	166	4-3	3-2
New Jersey	6	6	3	.500	171	179	2-4	4-2
Long Island	5	7	4	.417	188	194	2-4	3-3
Washington	4	8	5	.333	156	187	2-4	2-4

2008 HONORS AND AWARDS

Award	Player
All-MLL	Brian Langtry
Offensive Player of the Week (Week 10)	Matt Brown
Offensive Player of the Week (Week 6)	Brian Langtry
Defensive Player of the Week (Week 1)	Geoff Snider
MLL All-Star Team.....	Brendan Mundorf
MLL All-Star Team.....	Brian Langtry
MLL All-Star Team.....	Ryan Powell
MLL All-Star Team.....	Benson Erwin
MLL All-Star Team.....	Matt Hanna
MLL All-Star Team.....	Jeff Sonke
MLL All-Star Team.....	Jesse Schwartzman
MLL All-Star Team.....	Lee Zink
MLL All-Star Team.....	Brian Reese

2008 OUTLAWS SCHEDULE AND RESULTS

Date	Opponent	Score	Atten.
MAY 17	LOS ANGELES	22-12 (W)	11,843
May 24	Washington	17-16 (L)	4,026
MAY 31	NEW JERSEY	19-11 (W)	8,127
June 7	Los Angeles	16-13 (W)	4,189
JUNE 14	SAN FRANCISCO	19-16 (W)	9,316
JUNE 21	CHICAGO	15-13 (W)	7,723
June 29	Chicago	16-13(L)	2,480
JULY 4	SAN FRANCISCO	10-9 (W)	20,116
July 12	Los Angeles	16-6 (L)	3,008
July 19	San Francisco	15-8 (W)	2,436
JULY 26	CHICAGO	15-13 (W)	7,993
Aug. 9	Boston	20-14 (L)	8,425
Postseason			
Aug. 23	#Los Angeles	13-12 (W)	8,134
Aug. 24	%Rochester	16-6 (L)	8,481

HOME GAMES BOLD AND CAPS; #MLL Semifinal; %MLL Championship

POINTS

RK	Player	PTS
1	Brian Langtry	47
2	Brendan Mundorf	44
3	Ryan Powell	38

GOALS

RK	Player	G
1	Brendan Mundorf	30
2	Matt Brown	28
3	Brian Langtry	24
	Drew Westervelt	24

ASSISTS

RK	Player	AST
1	Ryan Powell	23
2	Brian Langtry	20
3	Brendan Mundorf	14

GROUND BALLS

RK	Player	GB
1	Geoff Snider	78
2	Zach Jungers	35
3	Jesse Schwartzman	34

SHOTS ON GOAL

RK	Player	SOG
1	Brian Langtry	57
2	Brendan Mundorf	52
3	Drew Westervelt	50



2008 DENVER OUTLAWS (8-4)

No.	PLAYER	POS	GP	G	2PG	A	PTS	PIM	PPG	PPA	SHG	SHA	GWG	GB	S	SPCT	SOG	FO	FOPCT
6	Langtry, Brian	M	12	24	3	20	47	4	0	2	0	0	1	16	87	.276	57	0-0	.000
2	Mundorf, Brendan	A	12	30	0	14	44	3	1	3	0	2	0	15	83	.361	52	0-0	.000
22	Powell, Ryan	A	10	15	0	23	38	1	0	3	0	1	2	9	42	.357	31	0-0	.000
14	Westervelt, Drew	A	12	24	0	8	32	1.5	3	0	1	0	1	12	70	.343	50	0-0	.000
16	Brown, Matt	A	10	28	0	1	29	1	3	0	1	0	0	9	52	.538	42	0-0	.000
15	Sonke, Jeff	M	11	17	2	9	28	6	2	1	0	0	2	20	67	.254	40	0-0	.000
	Hanna, Matt	A	9	16	2	0	18	2.5	2	0	0	0	1	6	48	.333	33	0-0	.000
7	Snider, Geoff	FO	12	9	0	1	10	6	0	0	0	0	1	78	28	.321	21	175-363	.482
17	Ethington, Tom	D	11	3	0	1	4	9	0	0	1	0	0	9	5	.600	5	0-1	.000
12	Striebel, Peter	M	5	3	0	1	4	0	0	0	0	0	0	3	10	.300	7	0-0	.000
35	Watkins, Nate	M	11	1	0	3	4	3	0	0	0	0	0	19	7	.143	6	0-0	.000
37	Erwin, Benson	M	11	0	0	3	3	3.5	0	0	0	0	0	28	6	.000	3	0-0	.000
18	Ward, Mike	M	7	1	0	0	1	1	0	0	0	0	0	2	2	.500	2	0-0	.000
4	Sims, Josh	M	1	1	0	0	1	1	0	0	0	0	0	5	5	.200	3	0-0	.000
	Bastis, Greg	M	1	1	0	0	1	0	0	0	0	0	0	4	4	.250	2	0-0	.000
5	Cittadino, Casey	M	11	0	0	1	1	7	0	0	0	0	0	18	6	.000	3	0-0	.000
27	Braun, Lou	M	3	0	0	1	1	0	0	0	0	0	0	11	1	.000	1	9-19	.474
	Jacovina, Brian	M	2	0	0	1	1	0	0	0	0	0	0	1	2	.000	1	0-0	.000
	Polk, Lucius	F	2	0	0	1	1	0	0	0	0	0	0	2	0	.000	0	0-0	.000
19	Schwartzman, Jesse	G	12	0	0	0	0	2	0	0	0	0	0	34	0	.000	0	0-0	.000
36	Jungers, Zach	D	12	0	0	0	0	1	0	0	0	0	0	35	1	.000	0	0-0	.000
29	Zink, Lee	D	11	0	0	0	0	10	0	0	0	0	0	25	0	.000	0	0-0	.000
34	Garvey, Thomas	D	9	0	0	0	0	2	0	0	0	0	0	13	0	.000	0	0-0	.000
0	Cocoziello, Dan	D	6	0	0	0	0	2	0	0	0	0	0	13	0	.000	0	0-0	.000
26	Smith, Alex	G	2	0	0	0	0	0	0	0	0	0	0	1	0	.000	0	0-0	.000
	Alford, Harry	G	2	0	0	0	0	0	0	0	0	0	0	1	0	.000	0	0-0	.000
	Fassnacht, Adam	F	1	0	0	0	0	0	0	0	0	0	0	0	0	.000	0	2-2	1.000
TOTALS:			12	173	7	88	268	67	11	12	3	4	8	378	526	0.329	359	186-385	.483

No.	GOALIES	GP	MIN	W	L	GA	2ptGA	GAA	SV	SV%
	Alford, Harry	2	8:41	0	0	1	0	6.91	3	.750
19	Schwartzman, Jesse	12	703:42	8	4	157	4	13.39	193	.551
26	Smith, Alex	2	7:37	0	0	2	0	15.75	4	.667
TOTALS:		12	-	8	4	160	4	13.33	200	.556

2008 OUTLAWS LEADERS AND RANKINGS

CATEGORY	PLAYER	No.	LEAGUE RK	TEAM	LEAGUE RANK
PTS	Langtry	47	T-3rd	268	4th
G	Mundorf	30	T-10th	173	T-4th
A	Powell	23	4th	88	7th
GB	Snider	78	3rd	378	7th
2PG	Langtry	3	T-4th	7	8th
PIM	Zink	10:00	8th	67:00	1st
SOG	Langtry	57	T-10th	336	7th
FO PCT	Snider	.482	8th	.483	5th
SAVES	Schwartzman	193	2nd	200	5th
SAVE PCT	Schwartzman	.551	4th	.556	4th
GAA	Schwartzman	13.4	T-2nd	13.3	2nd



2007 DENVER OUTLAWS RESULTS

2007 MLL STANDINGS

<u>Western Conference</u>								
Team	W	L	GB	PCT	GF	GA	H	A
Los Angeles	9	3	-	.750	190	138	6-0	3-3
Denver	7	5	2	.583	190	174	5-1	2-4
San Francisco	4	8	5	.333	157	180	3-3	1-5
Chicago	3	9	6	.250	162	218	3-3	0-6

<u>Eastern Conference</u>								
Team	W	L	GB	PCT	GF	GA	H	A
Rochester	9	3	-	.750	208	153	5-1	4-2
Philadelphia	9	3	-	.750	175	139	6-0	3-3
Long Island	5	7	4	.417	156	162	4-2	1-5
Boston	5	7	4	.417	169	179	3-3	2-4
Washington	5	7	4	.417	134	190	2-4	3-3
New Jersey	4	8	5	.333	155	163	3-3	1-5

POINTS

RK	Player	PTS
1	Brendan Mundorf	47
2	Brian Langtry	39
3	Drew Westervelt	34

GOALS

RK	Player	G
1	Brendan Mundorf	36
2	Brian Langtry	26
	Matt Brown	26

2007 HONORS AND AWARDS

Award	Player
Defensive Player of the Week (Week 7).....	Geoff Snider
Rookie of the Week (Week 6)	Jesse Schwartzman
MLL All-Star Team.....	Brendan Mundorf
MLL All-Star Team.....	Brian Langtry
MLL All-Star Team.....	Geoff Snider
MLL All-Star Team.....	Josh Sims
MLL All-Star Team.....	Jeff Sonke
MLL All-Star Team.....	Lee Zink
MLL All-Star Team.....	Benson Erwin
MLL All-Star Team.....	Trevor Tierney

ASSISTS

RK	Player	AST
1	Drew Westervelt	14
2	Brendan Mundorf	11
	Brian Langtry	11

2007 OUTLAWS SCHEDULE AND RESULTS

Date	Opponent	Score	Atten.
MAY 19	SAN FRANCISCO	21-14 (W)	11,257
June 2	Chicago	19-17 (L)	3,067
JUNE 9	LOS ANGELES	18-15 (W)	8,473
JUNE 16	ROCHESTER	27-26 (L)	8,386
June 23	San Francisco	20-14 (L)	2,960
June 30	Chicago	19-9 (W)	1,628
JULY 4	CHICAGO	22-14 (W)	19,793
July 14	Los Angeles	17-5 (L)	3,390
JULY 21	PHILADELPHIA	15-13 (W)	7,481
July 28	Long Island	14-12 OT (W)	6,234
AUG. 4	LOS ANGELES	11-10 (W)	8,162
Aug. 11	San Francisco	16-15 (L)	3,160

GROUND BALLS

RK	Player	GB
1	Geoff Snider	76
2	Thomas Garvey	26
3	Sean McCarthy	24

SHOTS ON GOAL

RK	Player	SOG
1	Brendan Mundorf	56
2	Brian Langtry	52
3	Jeff Sonke	48

Postseason

Aug. 25	#Philadelphia	13-12 OT (L)	—
---------	---------------	--------------	---

HOME GAMES BOLD AND CAPS; #MLL Semifinal



2007 DENVER OUTLAWS (7-5)

No.	PLAYER	POS	GP	G	2PG	A	PTS	PIM	PPG	PPA	SHG	SHA	GWG	GB	S	SPCT	SOG	FO	FO PCT
2	Mundorf, Brendan	A	12	36	0	11	47	3.5	0	0	0	0	2	20	85	.424	56	0-0	.000
6	Langtry, Brian	M	11	26	2	11	39	5.5	5	1	0	0	1	13	74	.351	52	0-0	.000
14	Westervelt, Drew	A	10	20	0	14	34	2	0	0	0	0	1	16	52	.385	38	0-0	.000
16	Brown, Matt	A	12	26	0	3	29	3	5	0	0	0	1	7	54	.481	42	0-0	.000
15	Sonke, Jeff	M	11	19	2	8	29	4.5	0	0	0	0	1	14	83	.229	48	0-0	.000
3	Law, Mike	M	10	12	0	10	22	0.5	0	3	0	0	0	11	48	.250	37	0-0	.000
4	Sims, Josh	M	12	11	2	9	22	0.5	0	2	0	0	0	19	59	.186	40	0-0	.000
11	Hanna, Matt	A	9	15	1	1	17	0	0	0	0	0	1	3	38	.395	30	0-0	.000
7	Snider, Geoff	FO	10	8	0	6	14	3.5	0	0	0	0	0	76	24	.333	14	188-338	.556
37	Erwin, Benson	M	12	2	0	7	9	2.5	0	0	0	0	0	18	11	.182	5	0-0	.000
	Lochte, Hunter	M	4	4	0	2	6	0	0	0	0	0	0	1	9	.444	6	0-0	.000
42	Sowanick, Scott	M	6	3	0	2	5	1	0	0	0	0	0	7	16	.188	11	0-0	.000
	Unterstein, Chris	A	2	0	0	3	3	0	0	0	0	0	0	3	4	.000	4	0-0	.000
27	Braun, Lou	M	4	2	0	0	2	0	0	0	0	0	0	19	2	1.000	2	35-79	.443
5	Cittadino, Casey	M	12	1	0	1	2	6	0	0	0	0	0	11	2	.500	2	0-2	.000
8	McCarthy, Sean	D	11	1	0	0	1	1.5	0	0	0	0	0	24	4	.250	4	0-0	.000
17	Ethington, Tom	D	11	1	0	0	1	3.5	0	0	0	0	0	16	2	.500	1	0-0	.000
20	Whitty, Trey	D	4	1	0	0	1	0.5	0	0	0	0	0	6	5	.200	4	0-0	.000
28	Bastis, Greg	M	3	1	0	0	1	0	0	0	0	0	0	1	5	.200	3	0-0	.000
	Kenney, Nathan	M	2	1	0	0	1	1.5	0	0	0	0	0	1	1.000	1	0-0	.000	
40	Tierney, Trevor	G	9	0	0	1	1	0.5	0	0	0	0	0	11	0	.000	0	0-0	.000
29	Zink, Lee	D	12	0	0	0	0	8	0	0	0	0	0	20	1	.000	0	0-0	.000
34	Garvey, Thomas	D	11	0	0	0	0	2.5	0	0	0	0	0	26	1	.000	1	0-0	.000
19	Schwartzman, Jesse	G	5	0	0	0	0	0	0	0	0	0	0	2	0	.000	0	0-0	.000
26	Smith, Alex	G	1	0	0	0	0	0	0	0	0	0	0	0	0	.000	0	0-0	.000
	Carlson, Nick	A	1	0	0	0	0	1.5	0	0	0	0	0	1	1	.000	1	0-0	.000
	Sothoron, Reed	G	1	0	0	0	0	0	0	0	0	0	0	2	0	.000	0	0-0	.000
	TOTALS:		12	190	7	89	286	52	10	6	0	0	7	347	581	.327	402	223-419	.532
No.	GOALIES		GP		MIN		W		L		GA		2ptGA		GAA		SV		SV%
26	Smith, Alex		1		5:34		0		0		1		0		10.78		4		.800
19	Schwartzman, Jesse		5		133:21		2		1		28		2		12.60		32		.533
40	Tierney, Trevor		9		531:02		5		3		126		9		14.24		141		.528
	Sothoron, Reed		1		60:00		0		1		19		1		19.00		12		.387
	TOTALS:		12		-		7		5		174		12		14.50		189		.521

2007 OUTLAWS LEADERS AND RANKINGS

CATEGORY	PLAYER	No.	LEAGUE RK	TEAM	LEAGUE RANK
PTS	Mundorf	47	T-3rd	286	3rd
G	Mundorf	36	T-10th	190	T-2nd
A	Westervelt	14	4th	89	4th
GB	Snider	76	3rd	347	10th
2PG	Langtry/Sonke/Sims	2	T-4th	7	T-3rd
PIM	Zink	8:00	8th	52:00	5th
SOG	Mundorf	56	T-10th	402	3rd
FO PCT	Snider	.556	8th	.532	4th
SAVES	Tierney	141	2nd	189	8th
SAVE PCT	Tierney	.528	4th	.521	8th
GAA	Tierney	14.2	T-2nd	14.5	6th



2006 DENVER OUTLAWS RESULTS

2006 MLL STANDINGS

<u>Western Conference</u>								
Team	W	L	PTS	PCT	GF	GA	H	A
Denver	10	2	20	.833	197	148	4-2	6-0
San Francisco	7	5	14	.583	179	170	3-3	4-2
Los Angeles	6	6	12	.500	148	150	2-4	4-2
Chicago	0	12	0	.000	126	196	0-6	0-6
<u>Eastern Conference</u>								
Team	W	L	PTS	PCT	GF	GA	H	A
Philadelphia	10	2	20	.833	172	136	5-1	5-1
Boston	8	4	16	.667	177	162	5-1	3-3
Long Island	5	7	10	.417	147	139	3-3	2-4
New Jersey	5	7	10	.417	169	166	4-2	1-5
Rochester	5	7	10	.417	152	159	4-2	1-5
Baltimore	4	8	8	.333	156	197	4-2	0-6

POINTS

RK	Player	PTS
1	Matt Brown	46
2	Jeff Sonke	40
3	Mike Law	39

GOALS

RK	Player	G
1	Matt Brown	38
2	Mike Law	31
3	Jeff Sonke	22
	Brendan Mundorf	22

2006 HONORS AND AWARDS

Award	Player
All-MLL	Mike Law
All-MLL	Jeff Sonke
Offensive Player of the Week (Week 3)	Mike Law
Defensive Player of the Week (Week 3).....	Lee Zink
Defensive Player of the Week (Week 9).....	Chris Cercy
Rookie of the Week (Week 6)	Brendan Mundorf
MLL All-Star Team.....	Chris Cercy
MLL All-Star Team.....	Josh Sims
MLL All-Star Team.....	Jeff Sonke

ASSISTS

RK	Player	AST
1	Brian Langtry	18
2	Matt Rewkowski	12
3	Josh Sims	11

2006 OUTLAWS SCHEDULE AND RESULTS

Date	Opponent	Score	Atten.
MAY 20	CHICAGO	24-14 (W)	13,167
May 28	San Francisco	15-11 (W)	5,671
JUNE 3	BALTIMORE	24-14 (W)	10,157
JUNE 10	SAN FRANCISCO	25-20 (L)	8,915
June 17	New Jersey	19-15 (W)	2,822
JUNE 24	SAN FRANCISCO	20-19(L)	8,847
JULY 1	LOS ANGELES	22-11 (W)	15,981
July 8	Los Angeles	17-7 (W)	2,736
JULY 22	CHICAGO	17-12 (W)	12,739
July 29	Long Island	12-11 (W)	2,874
Aug. 5	Chicago	17-13 (W)	2,054
Aug. 12	Los Angeles	13-9 (W)	3,518
Postseason			
Aug. 25	#San Francisco	23-14 (W)	3,223
Aug. 27	#Philadelphia	23-12 (L)	5,374

HOME GAMES BOLD AND CAPS; #MLL Semifinal

GROUND BALLS

RK	Player	GB
1	Josh Sims	43
2	Chris Cercy	29
3	Lee Zink	26

SHOTS ON GOAL

RK	Player	SOG
1	Mike Law	67
2	Jeff Sonke	59
3	Brendan Mundorf	51



2006 DENVER OUTLAWS (10-2)

No.	PLAYER	POS	GP	G	2PG	A	PTS	PIM	PPG	PPA	SHG	SHA	GWG	GB	S	SPCT	SOG	FO	FOPCT
16	Brown, Matt	A	11	38	1	7	46	3	2	1	0	0	1	18	74	.514	59	0-0	.000
15	Sonke, Jeff	M	11	22	8	10	40	4	3	2	0	0	1	16	84	.262	59	0-0	.000
3	Law, Mike	M	11	31	3	5	39	1	5	0	0	0	3	23	93	.333	67	0-0	.000
4	Sims, Josh	M	11	19	7	11	37	5.5	2	1	0	0	1	43	71	.268	48	0-0	.000
6	Langtry, Brian	M	11	17	2	18	37	2	0	0	0	0	0	20	70	.243	44	0-0	.000
2	Mundorf, Brendan	A	9	22	0	7	29	0	1	2	0	0	2	21	75	.293	51	0-0	.000
9	Rewkowski, Matt	M	11	11	0	12	23	0.5	0	0	0	0	0	9	46	.239	28	0-0	.000
20	Lochte, Hunter	M	11	14	0	2	16	0	0	0	0	0	0	14	33	.424	25	0-0	.000
11	Hanna, Matt	A	6	5	0	7	12	0	0	0	0	0	0	11	26	.192	14	0-0	.000
37	Erwin, Benson	M	12	3	1	5	9	2	0	0	0	0	0	19	8	.375	7	1-3	.333
1	Zywicki, Jeff	A	4	6	0	3	9	0	0	0	0	0	1	4	22	.273	21	0-0	.000
	LaMonica, Michael	M	2	3	0	1	4	0.5	0	1	0	0	0	5	7	.429	6	0-0	.000
	Barrie, Kyle	A	2	2	0	0	2	1	0	0	0	0	1	2	4	.500	4	0-0	.000
	Cercy, Chris	M	12	1	0	0	1	1	0	0	0	0	0	29	7	.143	3	188-358	.525
27	Braun, Lou	M	2	0	0	1	1	0	0	0	0	0	0	4	0	.000	0	5-10	.500
7	Snider, Geoff	M	3	1	0	0	1	0	0	0	0	0	0	9	4	.250	3	9-28	.321
5	Cittadino, Casey	M	10	0	0	1	1	1.5	0	0	0	0	0	15	4	.000	2	0-0	.000
	Bastis, Greg	M	2	1	0	0	1	0	0	0	0	0	0	1	7	.143	5	0-0	.000
	Errante, Bobby	A	1	1	0	0	1	0	0	0	0	0	0	1	5	.200	5	0-0	.000
	Young, Marc		1	0	0	0	0	0	0	0	0	0	0	0	0	.000	0	0-1	.000
17	Ethington, Tom	D	12	0	0	0	0	6.5	0	0	0	0	0	16	1	.000	1	0-0	.000
29	Zink, Lee	D	12	0	0	0	0	7.5	0	0	0	0	0	26	1	.000	0	0-0	.000
	Garvey, Thomas	D	12	0	0	0	0	1	0	0	0	0	0	0	1	.000	1	0-0	.000
40	Tierney, Trevor	G	11	0	0	0	0	0	0	0	0	0	0	20	2	.000	1	0-0	.000
	Testa, Brandon	D	11	0	0	0	0	2.5	0	0	0	0	0	24	0	.000	0	0-0	.000
26	Smith, Alex	G	5	0	0	0	0	0	0	0	0	0	0	8	0	.000	0	0-0	.000
8	McCarthy, Sean	D	1	0	0	0	0	0	0	0	0	0	0	1	1	.000	0	0-0	.000
	Myers, Brian	M	1	0	0	0	0	0	0	0	0	0	0	2	2	.000	0	0-0	.000
	TOTALS:		12	197	22	90	309	40.5	13	7	0	0	10	361	648	.304	454	203-400	.508

No.	GOALIES	GP	MIN	W	L	GA	2ptGA	GAA	SV	SV%
40	Tierney, Trevor	11	640:25	9	2	133	13	12.46	188	.586
26	Smith, Alex	5	79:35	1	0	15	1	11.31	20	.571
	TOTALS:	12	-	10	2	148	14	12.33	208	.584

2006 OUTLAWS LEADERS AND RANKINGS

CATEGORY	PLAYER	No.	LEAGUE RK	TEAM	LEAGUE RANK
PTS	Brown	46	4th	309	1st
G	Brown	38	1st	197	1st
A	Langtry	18	6th	90	4th
GB	Sims	43	T-10th	361	8th
2PG	Sonke	8	1st	22	1st
PIM	Zink	7:30	T-7th	40:30	3rd
SOG	Law	67	T-3rd	454	1st
FO PCT	Cercy	.525	6th	.508	5th
SAVES	Tierney	188	7th	208	6th
SAVE PCT	Tierney	.586	6th	.584	4th
GAA	Tierney	12.5	3rd	12.3	3rd



YEAR-BY-YEAR REGULAR SEASON STATISTICS

Year	W-L	G	GA	AST	GB	Head Coach
2012	11-3	229	168	116	482	Jim Stagnitta
2011	7-5	156	133	70	400	Tom Slate
2010	8-4	167	148	83	357	Brian Reese
2009	9-3	174	138	79	296	Brian Reese
2008	8-4	200	160	88	378	Brian Reese
2007	7-5	197	174	89	347	Jim Beardmore (4) / Brian Reese (8)
2006	10-2	219	148	90	361	Jarred Testa
TOTAL	60-26 (.698)	1,342	1,069	615	2,621	

YEAR-BY-YEAR POSTSEASON STATISTICS

Year	Record	GF	GA	Ast.	GB
2012	1-1	19	25	11	57
2011	0-1	9	11	4	28
2010	0-1	12	16	2	24
2009	1-1	20	20	7	66
2008	1-1	19	28	5	59
2007	0-1	12	13	11	12
2006	1-1	35	37	20	62
TOTAL	4-7	126	150	60	308

OUTLAWS IN THE POSTSEASON

Year	Date	Round	Opponent	Score	Venue
2012	Aug. 26	Championship	Chesapeake	16-6 (L)	Harvard Stadium
2012	Aug. 25	Semifinal	Long Island	13-12 (W)	Harvard Stadium
2011	Aug. 27	Semifinal	Hamilton	11-9 (L)	Navy-Marine Corps Memorial
2010	Aug. 21	Semifinal	Long Island	16-12 (L)	Navy-Marine Corps Memorial
2009	Aug. 23	Championship	Toronto	10-9 (L)	Navy-Marine Corps Memorial
2009	Aug. 22	Semifinal	Boston	11-10 (W)	Navy-Marine Corps Memorial
2008	Aug. 24	Championship	Rochester	16-6 (L)	Harvard Stadium
2008	Aug. 23	Semifinal	Los Angeles	13-12 (W)	Harvard Stadium
2007	Aug. 25	Semifinal	Philadelphia	13-12 OT (L)	PAETEC Park
2006	Aug. 27	Championship	Philadelphia	23-12 (L)	Home Depot Center
2006	Aug. 25	Semifinal	San Francisco	23-14 (W)	Home Depot Center

DID YOU KNOW?

Denver has posted the league's best record since its inaugural season in 2006. The Outlaws are 60-26 (.698) in the regular season during that span, eight wins better than the team with the league's second-best record, Boston (52-34, .605).





YEAR-BY-YEAR HOME ATTENDANCE

Year	Total	Average	Rank
2012	59,471	8,495	3rd
2011	<u>73,989</u>	<u>12,331</u>	1st
2010	64,669	10,778	1st
2009	60,764	10,127	1st
2008	65,118	10,853	1st
2007	63,552	10,592	1st
2006	69,806	11,634	1st
TOTAL	587,369	10,687	

OVERTIME RECORD

Overall: 2-3 • Home: 0-2 • Away 2-0 • Postseason: 0-1

Date	Opp.	Final	Game-winner
6/11/11	Che.	16-15 (L)	B. Hunt (1:07)
7/10/10	@ Tor.	15-14 (W)	S. Giannone (0:48)
8/25/07	Phi.	13-12 (L)	R. Colsey (0:51)*
6/16/07	vs. Roc.	27-26 (L)	C. Doyle (3:28)
7/28/07	@ L.I.	14-12 (W)	J. Sonke (2PG) (6:29)

*Playoff game

OUTLAWS IN ONE-GOAL GAMES

Overall: 11-10 • Home: 4-9 • Away 6-1 • Postseason: 3-2

Date	Opp.	Final	GWG (4Q/OT Time)
8/25/12	L.I.	13-12 (W)	J. Sieverts (8:41)*
5/21/11	@ Bos.	13-12 (W)	T. Kimener (13:49)
6/3/11	@ L.I.	11-10 (W)	Westervelt (14:08)
6/11/11	Che.	16-15 (L)	B. Hunt (1:07)
7/16/11	Roc.	9-8 (L)	J. Levine (12:36)
7/30/11	Bos.	10-9 (L)	Buchanan (13:54)
7/10/10	@ Tor.	15-14 (W)	S. Giannone (0:48)^
8/23/09	Tor.	10-9 (L)	S. Williams (14:15)#
8/22/09	Bos.	11-10 (W)	K. Harrison (9:13)*
7/4/09	Bos.	17-16 (L)	J. Smith (13:31)
5/22/09	@ Bos.	15-14 (W)	G. Downing (4:51)
8/23/08	L.A.	13-12 (W)	J. Sonke (14:03)*
7/4/08	S.F.	10-9 (W)	R. Powell (7:51)
5/24/08	Was.	7-16 (L)	D. Cherney (11:10)
8/25/07	Phi.	13-12 (L)	R. Colsey (0:51)*^
7/28/07	@ L.I.	14-12 (W)	J. Sonke (2PG) (6:29)
6/16/07	Roc.	27-26 (L)	C. Doyle (3:28)^
8/4/07	L.A.	11-10 (W)	B. Mundorf (12:42)
8/11/07	@ S.F.	16-15 (L)	E. Martin (11:19)
7/29/06	@ L.I.	12-11 (W)	B. Mundorf (10:49)
6/24/06	S.F.	20-19 (L)	T. Booth (2PG) (7:39)

Wins bolded; *MLL Semifinal; #MLL Championship; ^ OT;

THE LAST TIME...

20 goals scored

Outlaws: 21, at Ham., 7/28/12

Opponents: 20, at Bos., 8/9/08

Less than 10 goals scored

Outlaws: 8, at L.I., 6/23/12

Opponents: 7, vs. Cha., 7/14/12

7 points

Outlaws: 8, J. McBride (6G, 2A, 0 2pG), at Ham., 7/28/12

Opponents: 7, K. Dixon (4, 1, 2), at Che., 8/11/12

5 goals

Outlaws: 6, J. McBride, at Ham., 7/28/12

Opponents: 5, J. Connolly, vs. Ohio, 7/4/12

4 assists

Outlaws: 4, B. Mundorf & T. Kimener, at Bos., 7/19/12

Opponents: 4, P. Rabil, vs. Bos., 5/19/12

10 ground balls

Outlaws: 11, A. Kelly, at Ham., 7/28/12

Opponents: 12, C. Eck, at Bos., 7/19/12

20 faceoff wins

Outlaws: 23, A. Kelly, vs. Cha., 7/14/12

Opponents: 21, G. Gurenlian, at L.I., 6/23/12

20 saves

Outlaws: 22, J. Schwartzman, at Was., 7/18/09

Opponents: 21, C. Garrity, vs. Che., 7/4/10

LONGEST STREAKS

Winning

7 Last six of 2006, first of 2007

6 7/4/12-Present

5/22/09-6/27/09

5/31/08-7/7/08

Losing

4 7/3/11-7/30/11

2 5/19/12-6/2/12

Last of 2009, first of 2010

Last of 2008, first of 2009

6/16/07-6/23/07



OUTLAWS RESULTS BY OPPONENT

DENVER VS. BOSTON

Overall: 4-8 • Home: 0-5 • Away: 3-3 • Postseason: 1-0
 8/9/2008 @Boston20-14 (L)
 5/22/2009 @Boston15-14 (W)
 7/4/2009 vs. Boston.....17-16 (L)
 8/22/2009 **Boston** 11-10 (W)*
 5/15/2010 @Boston16-13 (L)
 6/12/2010 @Boston17-12 (L)
 7/31/2010 vs. Boston.....16-5 (L)
 5/21/2011 @Boston13-12 (W)
 7/3/2011 vs. Boston.....15-12 (L)
 7/30/2011 vs. Boston.....10-9 (L)
 5/19/2012 vs. Boston.....17-10 (L)
 7/19/2012 @Boston17-13 (W)

DENVER VS. CHESAPEAKE (Was./Bal.)

Overall: 7-3 • Home: 3-2 • Away: 4-1 • Postseason: 0-0
 6/3/2006 vs. Baltimore24-14 (W)
 5/24/2008 @Washington17-16 (L)
 5/30/2009 vs. Washington.....20-16 (W)
 7/18/2009 @Washington.....11-8 (W)
 6/19/2010 @Chesapeake20-16 (W)
 7/4/2010 vs. Chesapeake12-10 (W)
 6/11/2011 vs. Chesapeake ...16-15 OT (L)
 8/13/2011 @Chesapeake15-9 (W)
 6/2/2012 vs. Chesapeake18-16 (L)
 8/11/12 @Chesapeake15-13 (W)

DENVER VS. HAMILTON

Overall: 8-3 • Home: 4-0 • Away: 4-1 • Postseason: 0-2
 6/20/2009 vs. Toronto15-8 (W)
 6/27/2009 @Toronto20-16 (W)
 8/8/2009 @Toronto16-10 (L)
 8/23/2009 Toronto.....10-9 (L)*
 5/29/2010 vs. Toronto15-12 (W)
 7/10/2010 @Toronto15-14 OT (W)
 5/14/2011 vs. Hamilton.....18-10 (W)
 6/18/2011 @Hamilton.....15-7 (W)
 8/27/2011 Hamilton.....11-9 (L)
 5/5/2012 vs. Hamilton.....15-6 (W)
 7/28/2012 @Hamilton.....21-12 (W)

DENVER VS. OHIO

Overall: 2-0 • Home: 1-0 • Away: 1-0 • Postseason: 0-0
 6/9/2012 @Ohio16-8 (W)
 7/4/2012 vs. Ohio17-13 (W)

*Playoff game; Wins are bolded

DENVER VS. NEW YORK

Overall: 11-2 • Home: 5-0 • Away: 6-1 • Postseason: 0-1
 7/29/2006 @Long Island12-11 (W)
 7/28/2007 @Long Island .14-12 OT (W)
 6/13/2009 vs. Long Island16-9 (W)
 7/25/2009 vs. Long Island12-7 (W)
 8/1/2009 @Long Island13-9 (W)
 5/22/2010 vs. Long Island13-10 (W)
 6/5/2010 @Long Island15-10 (W)
 8/21/2010 Long Island16-12 (L)*
 6/3/2011 @Long Island11-10 (W)
 6/25/2011 vs. Long Island18-11 (W)
 8/6/2011 @Long Island14-11 (W)
 5/12/2012 vs. Long Island19-11 (W)
 6/23/2012 @Long Island.....14-8 (L)

DENVER VS. ROCHESTER

Overall: 2-4 • Home: 1-2 • Away: 1-1 • Postseason: 0-1
 6/16/2007 vs. Rochester.....27-26 OT (L)
 6/24/2008 Rochester16-8 (L)*
 7/16/2011 vs. Rochester.....9-8 (L)
 7/23/2011 @Rochester15-8 (L)
 6/16/12 vs. Rochester16-12 (W)
 8/4/12 @Rochester17-12 (W)

DENVER VS. CHARLOTTE

Overall: 2-0 • Home: 1-0 • Away: 1-0 • Postseason: 0-0
 4/28/2012 @Charlotte21-12 (W)
 7/14/2012 vs. Charlotte.....21-7 (W)

DENVER VS. ALL-TIME MLL FRANCHISES

Team (Prev.)	Ovr.	Pct.	Home	Away	Post.
N.J.	1-0	1.000	1-0	0-1	0-0
N.Y. (L.I.)	11-2	0.846	5-0	6-1	0-1
Che. (Was./Bal.)	7-3	0.700	3-2	4-1	0-0
Chi.	10-4	0.714	7-3	3-3	0-0
Ham. (Tor.)	8-3	0.727	4-0	4-1	0-2
L.A.	5-4	0.556	4-0	1-4	0-0
S.F.	5-5	0.500	3-2	1-3	1-0
Phi.	1-2	0.333	1-0	0-0	0-2
Bos.	4-8	0.333	0-5	3-3	1-0
Roc.	2-4	0.333	1-2	1-2	0-1
Ohio	2-0	1.000	1-0	1-0	0-0
Cha.	2-0	1.000	1-0	1-0	0-0

Current franchises are bolded



OUTLAWS RECORD BOOK

CAREER RECORDS

POINTS

Rk.	Player	Pts.
1	Mundorf, Brendan	306
2	Langtry, Brian	186
3	Westervelt, Drew	176
4	Brown, Matt	160
5	Sonke, Jeff	111
6	Sims, Josh	95
7	Poillon, Peet	65
8	Law, Mike	61
9	Seibald, Max	59
10	Hanna, Matt	47
	Kimener, Terry	47

GOALS

Rk.	Player	Goals
1	Mundorf, Brendan	206
2	Brown, Matt	138
3	Westervelt, Drew	112
4	Langtry, Brian	99
5	Sonke, Jeff	67
6	Sims, Josh	55
7	Poillon, Peet	44
8	Law, Mike	43
9	Seibald, Max	41
10	Hanna, Matt	36

TWO-POINT GOALS

Rk.	Player	Goals
1	Langtry, Brian	12
	Sonke, Jeff	12
3	Sims, Josh	9
4	Seibald, Max	7
	Sieverts, Jeremy	7
6	Westervelt, Drew	6
7	Poillon, Peet	4
8	Law, Mike	3
	Hanna, Matt	3
10	Brown, Matt	2

ASSISTS

Rk.	Player	Ast.
1	Mundorf, Brendan	100
2	Langtry, Brian	76
3	Westervelt, Drew	58
4	Sonke, Jeff	32
5	Sims, Josh	28
6	Powell, Ryan	23
	Kimener, Terry	23
7	Hardy, Dan	22
8	Brown, Matt	20
9	Watkins, Nate	18
10	Poillon, Peet	17

POWER-PLAY GOALS

Rk.	Player	Goals
1	Westervelt, Drew	21
2	Brown, Matt	19
3	Langtry, Brian	10
4	Mundorf, Brendan	8
5	Sims, Josh	7
6	Law, Mike	5
	Seibald, Max	5
	Sonke, Jeff	5
9	Matthews, Mark	4
10	McBride, Jordan	3
	Poillon, Peet	3
	Sieverts, Jeremy	3

POWER-PLAY ASSISTS

Rk.	Player	Ast.
1	Mundorf, Brendan	26
2	Sims, Josh	11
3	Hardy, Dan	8
4	Langtry, Brian	9
5	Westervelt, Drew	6
	Sonke, Jeff	3
	Law, Mike	3
	Powell, Ryan	3
	Poillon, Peet	3
10	Kimener, Terry	2

GAME-WINNING GOALS

Rk.	Player	Goals
1	Mundorf, Brendan	8
2	Westervelt, Drew	6
3	Langtry, Brian	5
	Brown, Matt	5
5	Sonke, Jeff	4
6	Law, Mike	3
	Sieverts, Jeremy	3
	Poillon, Peet	3
	Kimener, Terry	3
10	Hanna, Matt	2
	Hopmann, Alex	2
	Powell, Ryan	2

GROUND BALLS

Rk.	Player	GB
1	Bocklet, Matt	206
2	Zink, Lee	168
3	Snider, Geoff	163
4	Mundorf, Brendan	124
5	Schwartzman, Jesse	129
6	Roy, Dillon	81
7	Martin, Eric	80
8	Sims, Josh	76
9	Westervelt, Drew	72
10	Cittadino, Casey	69

SHOTS ON GOAL

Rk.	Player	SOG
1	Mundorf, Brendan	367
2	Langtry, Brian	234
3	Westervelt, Drew	224
4	Brown, Matt	216
5	Sonke, Jeff	174
6	Sims, Josh	134
7	Law, Mike	104
8	Seibald, Max	94
9	Hanna, Matt	77
10	Poillon, Peet	83



FACEOFF ATTEMPTS

Rk.	Player	FOA
1	Snider, Geoff	729
2	Hennessey, Andrew	430
3	Cercy, Chris	358
4	Walterhoefer, Shane	287
5	Braun, Lou	196
6	Dalton, Will	195
7	Kelly, Anthony	149
8	Mattes, Chris	117
9	Pennington, Justin	67
10	Robarge, Stephen	56

FACEOFF WINS

Rk.	Player	FOW
1	Snider, Geoff	372
2	Hennessey, Andrew	225
3	Cercy, Chris	188
4	Walterhoefer, Shane	120
5	Kelly, Anthony	87
6	Braun, Lou	80
7	Dalton, Will	78
8	Mattes, Chris	50
9	Pennington, Justin	27
10	Robarge, Stephen	26

FACEOFF PCT. (MIN. 100 ATT)

Rk.	Player	Pct.
1	Anthony Kelly	.584
2	Cercy, Chris	.525
3	Hennessey, Andrew	.523
4	Snider, Geoff	.510
5	Mattes, Chris	.427
6	Walterhoefer, Shane	.418
7	Braun, Lou	.408
8	Dalton, Will	.400

SAVES

Rk.	Player	Saves
1	Schwartzman, Jesse	736
2	Tierney, Trevor	329
3	Fullerton, Adam	44
4	Smith, Alex	28
5	Cipriano, Charlie	6
6	Brown, Ben	1

SAVE PCT.

Rk.	Player	Pct.
1	Smith, Alex	.571
2	Tierney, Trevor	.560
3	Schwartzman, Jesse	.546
4	Fullerton, Adam	.524

GOALS AGAINST AVG.

Rk.	Player	GAA
1	Schwartzman, Jesse	11.6
2	Smith, Alex	12.6
3	Tierney, Trevor	13.3

GOALIE WINS

Rk.	Player	W
1	Schwartzman, Jesse	44
2	Tierney, Trevor	14
3	Smith, Alex	1

GAMES PLAYED

Rk.	Player	GP
1	Zink, Lee	82
2	Mundorf, Brendan	79
3	Cittadino, Casey	72
4	Schwartzman, Jesse	67
5	Langtry, Brian	63
6	Brown, Matt	56
7	Westervelt, Drew	55
8	Watkins, Nate	51
9	Bocklet, Matt	49
10	Ethington, Tom	45

SINGLE-SEASON RECORDS

POINTS

Rk.	Player	Pts.	Yr.
1	Mundorf, Brendan	59	2012
2	Mundorf, Brendan	47	2007
	Langtry, Brian	47	2008
4	Westervelt, Drew	46	2009
	Brown, Matt	46	2006
6	Mundorf, Brendan	45	2011
7	Mundorf, Brendan	44	2009
	Mundorf, Brendan	44	2008
9	Sieverts, Jeremy	40	2006
	Poillon, Peet	40	2012
	Sonke, Jeff	40	2012

GOALS

Rk.	Player	G	Yr.
1	Brown, Matt	38	2006
2	Mundorf, Brendan	36	2007
3	Mundorf, Brendan	34	2009
4	Mundorf, Brendan	32	2012
5	Law, Mike	31	2006
6	Mundorf, Brendan	30	2008
	Mundorf, Brendan	30	2011
8	McBride, Jordan	29	2012
9	Brown, Matt	28	2008
10	Westervelt, Drew	27	2009

TWO-POINT GOALS

Rk.	Player	2PG	Yr.
1	Sonke, Jeff	8	2006
2	Sieverts, Jeremy	7	2012
	Sims, Josh	7	2006
4	Langtry, Brian	4	2009
5	Law, Mike	3	2006
	Langtry, Brian	3	2008
	Seibald, Max	3	2011
	Westervelt, Drew	3	2010
9	Seibald, Max	2	2010
	Seibald, Max	2	2009
	Westervelt, Drew	2	2009
	Hanna, Matt	2	2008
	Sonke, Jeff	2	2008
	Langtry, Brian	2	2007
	Sims, Josh	2	2007
	Sonke, Jeff	2	2007
	Langtry, Brian	2	2006

ASSISTS

Rk.	Player	Ast.	Yr.
1	Mundorf, Brendan	27	2012
2	Powell, Ryan	23	2008
3	Langtry, Brian	20	2008
4	Kimener, Terry	18	2012
	Langtry, Brian	18	2006
6	Westervelt, Drew	17	2009
7	Mundorf, Brendan	16	2010
8	Mundorf, Brendan	15	2011
9	Hardy, Dan	14	2010
	Mundorf, Brendan	14	2008
	Westervelt, Drew	14	2007

POWER-PLAY GOALS

Rk.	Player	PPG	Yr.
1	Westervelt, Drew	7	2011
	Westervelt, Drew	7	2009
3	Brown, Matt	6	2009
4	Brown, Matt	5	2007
	Langtry, Brian	5	2007
	Law, Mike	5	2006
7	Matthews, Mark	4	2012
	Mundorf, Brendan	4	2010
	Westervelt, Drew	4	2010
	Sims, Josh	4	2009



POWER-PLAY ASSISTS

Rk.	Player	PPA	Yr.
1	Mundorf, Brendan	7	2012
	Sims, Josh	7	2009
3	Mundorf, Brendan	6	2011
4	Hardy, Dan	5	2010
	Mundorf, Brendan	5	2010
6	Hardy, Dan	3	2009
	Langtry, Brian	3	2009
	Mundorf, Brendan	3	2009
	Mundorf, Brendan	3	2008
	Powell, Ryan	3	2008
	Westervelt, Drew	3	2011

SHOTS ON GOAL

Rk.	Player	SOG	Yr.
1	Law, Mike	67	2006
2	Mundorf, Brendan	66	2012
3	Brown, Matt	59	2006
	Sonke, Jeff	59	2006
5	Langtry, Brian	57	2008
6	Mundorf, Brendan	56	2007
7	Mundorf, Brendan	55	2011
8	Mundorf, Brendan	52	2008
	Langtry, Brian	52	2007
10	Mundorf, Brendan	51	2006

SAVES

Rk.	Player	Saves	Yr.
1	Schwartzman, Jesse	193	2008
2	Tierney, Trevor	188	2006
3	Schwartzman, Jesse	175	2012
4	Schwartzman, Jesse	154	2009
5	Schwartzman, Jesse	142	2011
6	Tierney, Trevor	141	2007
7	Schwartzman, Jesse	140	2010
8	Schwartzman, Jesse	32	2007
9	Fullerton, Adam	29	2010
10	Smith, Alex	20	2006

GAME-WINNING GOALS

Rk.	Player	GWG	Yr.
1	Sieverts, Jeremy	3	2012
	Langtry, Brian	3	2009
	Law, Mike	3	2006
4	Mundorf, Brendan	2	2012
	Poillon, Peet	2	2012
	Hopmann, Alex	2	2010
	Mundorf, Brendan	2	2010
	Brown, Matt	2	2009
	Powell, Ryan	2	2008
	Sonke, Jeff	2	2008
	Mundorf, Brendan	2	2007
	Mundorf, Brendan	2	2006

FACEOFF ATTEMPTS

Rk.	Player	FOA	Yr.
1	Snider, Geoff	363	2008
2	Cercy, Chris	358	2006
3	Snider, Geoff	338	2007
4	Walterhoefer, Shane	257	2009
5	Hennessey, Andrew	255	2011
6	Hennessey, Andrew	175	2010
7	Kelly, Anthony	149	2012
8	Dalton, Will	140	2010
9	Mattes, Chris	117	2012
10	Braun, Lou	88	2009

SAVE PCT. (MIN 100 SV)

Rk.	Player	Pct.	Yr.
1	Tierney, Trevor	.586	2006
2	Schwartzman, Jesse	.566	2011
3	Schwartzman, Jesse	.551	2008
4	Schwartzman, Jesse	.548	2009
5	Schwartzman, Jesse	.540	2012
5	Schwartzman, Jesse	.530	2010

GOALS AGST. AVG. (MIN 9 GP)

Rk.	Player	GAA	Yr.
1	Schwartzman, Jesse	9.9*	2011
2	Schwartzman, Jesse	11.0	2012
3	Schwartzman, Jesse	11.3	2009
4	Schwartzman, Jesse	12.4	2010
5	Tierney, Trevor	12.5	2006
6	Schwartzman, Jesse	13.4	2008
7	Tierney, Trevor	14.2	2007

GROUND BALLS

Rk.	Player	GB	Yr.
1	Snider, Geoff	78	2008
2	Snider, Geoff	76	2007
3	Bocklet, Matt	59	2010
4	Sims, Josh	43	2006
5	Bocklet, Matt	42	2009
6	Martin, Eric	37	2010
7	Jungers, Zach	35	2008
8	Schwartzman, Jesse	34	2008
9	Cercy, Chris	29	2006
10	Seibald, Max	28	2009
	Erwin, Benson	28	2008

FACEOFF WINS

Rk.	Player	FOW	Yr.
1	Snider, Geoff	188	2007
	Cercy, Chris	188	2006
3	Snider, Geoff	175	2008
4	Hennessey, Andrew	142	2011
5	Walterhoefer, Shane	103	2009
6	Kelly, Anthony	87	2012
7	Hennessey, Andrew	83	2010
8	Dalton, Will	64	2010
	Mattes, Chris	50	2012
10	Braun, Lou	35	2007

GOALIE WINS

Rk.	Player	W	Yr.
1	Schwartzman, Jesse	11	2009
2	Schwartzman, Jesse	9	2009
3	Tierney, Trevor	9	2006
4	Schwartzman, Jesse	8	2010
5	Schwartzman, Jesse	8	2008
6	Tierney, Trevor	5	2007
7	Schwartzman, Jesse	2	2007
8	Fullerton, Adam	1	2011
9	Smith, Alex	1	2006

FACEOFF PCT. (MIN. 100 ATT)

Rk.	Player	Pct. (wins-att.)	Yr.
1	Kelly, A.	.584 (87-149)	2012
2	Hennessey, A.	.557 (142-255)	2011
3	Snider, G.	.556 (188-338)	2007
4	Cercy, C.	.525 (188-358)	2006
5	Snider, G.	.482 (175-363)	2008
6	Hennessey, A.	.474 (83-175)	2010
7	Mattes, C.	.427 (50-117)	2012

*MLL Record



INDIV. SINGLE-GAME OUTLAWS HIGHS

POINTS

Rk.	Player (G, A, 2PG)	Game	Pts.
1	B. Mundorf (6, 4, 0)	vs. Ham., 5/14/11	10
2	M. Law (4, 3, 2)	vs. Bal., 6/3/06	9
3	J. McBride (6, 2, 0)	at Ham., 7/28/12	8
	B. Mundorf (6, 0, 2)	vs. Roc., 6/16/12	8
	B. Mundorf (3, 5, 0)	vs. Che., 6/2/12	8
	B. Mundorf (5, 3, 0)	at Che., 8/13/11	8
	B. Mundorf (4, 4, 0)	at Ham., 6/18/11	8
	D. Westervelt (6, 1, 1)	vs. Bos., 7/4/09	8
	B. Langtry (4, 3, 1)	vs. L.A., 5/17/08	8
	B. Langtry (5, 1, 2)	vs. Roc., 6/26/07	8
	B. Mundorf (5, 3, 0)	vs. L.A., 6/9/07	8

GOALS

Rk.	Player	Game	Goals
1	M. Brown	vs. L.A., 7/1/06	7
2	J. McBride	at Ham., 7/28/12	6
	B. Mundorf	vs. Roc., 6/16/12	6
	B. Mundorf	vs. Ham., 5/14/11	6
	D. Westervelt	vs. Bos., 7/4/09	6
	M. Brown	at Tor., 6/27/09	6
	M. Brown	at S.F., 7/19/08	6
	M. Hanna	at L.A., 6/7/08	6
	J. Sonke	vs. S.F., 5/19/07	6
	B. Mundorf	vs. S.F., 6/24/06	6
	M. Law	vs. Chi., 5/20/06	6

ASSISTS

Rk.	Player	Game	Ast.
1	B. Mundorf	vs. Che., 6/2/12	5
	B. Mundorf	vs. Tor., 5/29/10	5
	R. Powell	at L.A., 6/7/08	5
5	B. Mundorf	at Bos., 7/19/12	4
	T. Kimener	at Bos., 7/19/12	4
	B. Mundorf	at Ham., 6/18/11	4
	B. Mundorf	vs. Ham., 5/14/11	4
	D. Hardy	at Tor., 7/10/10	4
	B. Mundorf	at Chi., 6/25/10	4
	D. Westervelt	vs. Tor., 6/20/09	4
	R. Powell	at Chi., 7/29/08	4
	R. Powell	at S.F., 7/19/08	4
	B. Langtry	at Was., 5/24/08	4
	J. Sims	at Chi., 6/2/07	4

TWO-POINT GOALS

Rk.	Player	Game	2PG
1	J. Sieverts	at Cha., 4/28/12	2
	M. Seibald	vs. Bos., 7/3/11	2
	B. Langtry	at Chi., 6/7/09	2
	B. Langtry	vs. Roc., 6/26/07	2
	J. Sonke	at L.I., 7/29/06	2
	M. Law	vs. Bal., 6/3/06	2
	J. Sonke	at S.F., 5/28/06	2
	J. Sims	vs. Chi., 5/20/06	2

GROUND BALLS

Rk.	Player	Game	GB
1	G. Snider	vs. Chi., 7/4/07	17
2	G. Snider	vs. Roc., 6/26/07	13
3	A. Kelly	at Ham., 7/28/12	11
4	G. Snider	vs. S.F., 6/14/08	10
	G. Snider	vs. N.J., 5/31/08	10
	L. Braun	at Was., 5/24/08	10
	J. Sims	vs. Chi., 5/20/06	10
8	D. Snider	at Roc., 8/4/12	9
	M. Bocklet	vs. Cha., 7/14/12	9
	A. Kelly	vs. Cha., 7/14/12	9
	G. Snider	vs. Chi., 7/26/08	9
	G. Snider	vs. S.F., 7/4/08	9
	L. Braun	vs. Phi., 7/21/07	9
	G. Snider	at S.F., 6/23/07	9

FACEOFF WINS

Rk.	Player	Game	FOW
1	G. Snider	vs. Roc., 6/26/07	28
2	C. Cercy	vs. Chi., 5/20/06	27
3	G. Snider	at Chi., 6/2/07	27
4	G. Snider	vs. Chi., 7/4/07	25
5	C. Cercy	vs. S.F., 6/10/06	24
6	A. Kelly	vs. Cha., 7/14/12	23
7	A. Hennessey	vs. L.I., 6/25/11	23
8	G. Snider	at S.F., 6/23/07	22
9	C. Cercy	vs. L.A., 7/1/06	21
10	C. Cercy	vs. Chi., 7/22/06	20
	G. Snider	vs. S.F., 5/19/07	20
	C. Mattes	at Cha., 4/28/12	20

FACEOFF PCT. (MIN 10 ATT)

Rk.	Player	Game	Pct.
1	A. Hennessey	vs. L.I., 6/25/11	0.793
2	A. Hennessey	at L.I., 6/3/11	0.773
3	A. Kelly	vs. Cha., 7/14/12	0.767
4	A. Hennessey	at Chi., 6/2/07	0.682
5	G. Snider	vs. Chi., 5/20/06	0.675
6	C. Cercy	vs. Chi., 7/4/07	0.659
7	G. Snider	vs. S.F., 7/4/08	0.658
8	G. Snider	at Was., 5/24/08	0.652
9	L. Braun	at L.A., 7/8/06	0.643
10	C. Cercy	vs. Chi., 7/22/06	0.640



SAVES

Rk.	Player	Game	Ast.
1	T. Tierney	at Chi., 8/5/06	29
2	T. Tierney	vs. L.A., 6/9/07	27
3	T. Tierney	vs. Bal., 6/3/06	25
4	T. Tierney	vs. Roc., 6/26/07	23
5	J. Schwartzman	at Bos., 8/9/08	22
	J. Schwartzman	at Was., 7/18/09	22
7	J. Schwartzman	vs. L.A., 5/17/08	21
8	J. Schwartzman	at L.A., 6/7/08	20
	T. Tierney	at L.A., 8/12/06	20
10	J. Schwartzman	vs. Chi., 6/21/08	18
	J. Schwartzman	at L.A., 7/12/08	18
	J. Schwartzman	at Bos., 5/22/09	18
	A. Fullerton	at Bos., 6/12/10	18
	J. Schwartzman	at L.I., 6/3/11	18
	J. Schwartzman	vs. Che., 6/11/11	18
	J. Schwartzman	at Che., 8/11/12	18

ASSISTS

Rk.	Player	Game	Ast.
1	S. Ford	at L.A., 7/14/07	7
2	S. Ford	vs. L.A., 6/9/07	6
3	S. Morris	at Bos., 8/9/08	5
	S. Ford	vs. L.A., 8/4/07	5
5	8 times, last, P. Rabil, vs. Bos., 5/19/12		4

GROUND BALLS

Rk.	Player	Game	GB
1	D. Shanahan	at Chi., 8/5/06	13
2	C. Eck	at Bos., 7/19/12	12
	G. Gurenlian	at L.I., 6/23/12	12
	A. Smith	vs. Roc., 6/26/07	12
5	K. Hartzell	vs. Ohio, 7/4/12	11
	C. Eck	at Bos., 5/21/11	11
7	G. Snider	at Tor., 6/27/09	10
8	R. McClay	vs. Bos., 7/31/10	9
	G. Snider	vs. Tor., 6/20/09	9
	D. Shanahan	vs. Chi., 6/21/08	9
	E. Martin	at S.F., 8/11/07	9
	C. Rotelli	at S.F., 8/11/07	9
	J. Deane	at Chi., 8/5/06	9

INDIV. SINGLE-GAME OPPONENT HIGHS

POINTS

Rk.	Player (G, A, 2PG)	Game	Pts.
1	J. Grant Jr. (8, 4, 2)	vs. Roc., 6/26/07	14
2	R. Powell (9, 3, 0)	vs. S.F., 6/10/06	12
3	B. Hunt (5,3,1)	vs. Che., 6/11/11	9
	J. Zywicki (6, 3, 0)	vs. Roc., 6/26/07	9
5	P. Rabil (3, 4, 1)	vs. Bos., 5/19/12	8
	J. Hubbard (6, 2, 0)	at L.A., 6/7/08	8
	G. Graham (5, 3, 0)	at L.A., 7/14/07	8
	S. Ford (0, 7, 0)	at L.A., 7/14/07	8
	S. Ford (2, 6, 0)	vs. L.A., 6/9/07	8
	R. Powell (3, 4, 1)	vs. S.F., 5/19/07	8

FACEOFF WINS

Rk.	Player	Game	FOW
1	C. Eck	at Bos., 5/21/11	27
	A. Smith	vs. Was., 5/30/09	27
3	A. Smith	vs. Roc., 6/26/07	25
4	C. Eck	at Bos., 5/22/09	24
5	C. Eck	at Bos., 8/9/08	23
6	G. Gurenlian	at L.I., 6/23/12	21
	G. Snider	at Tor., 6/27/09	21
	A. Kelly	at L.A., 6/7/08	21
9	A. Kelly	at Chi., 6/25/10	20
10	A. Rand	vs. Che., 6/2/12	19
	C. Eck	vs. Bos., 7/31/10	19
	D. Shanahan	vs. Chi., 6/21/08	19
	G. Gurenlian	vs. S.F., 6/14/08	19

GOALS

Rk.	Player	Game	Goals
1	R. Powell	vs. S.F., 6/10/06	9
2	J. Grant Jr.	vs. Roc., 6/26/07	8
3	J. Hubbard	at L.A., 6/7/08	6
	A. Combs	at Was., 5/24/08	6
	J. Zywicki	vs. Roc., 6/26/07	6
6	11 times, last, Connolly, vs. Ohio, 7/4/12		5

FACEOFF PCT. (MIN 10 ATT)

Rk.	Player	Game	Pct.
1	C. Eck	at Bos., 5/21/11	0.931
2	G. Gurenlian	at L.I., 6/23/12	0.808
3	C. Eck	vs. Bos., 7/31/10	0.792
4	C. Eck	at Bos., 5/22/09	0.750
5	E. O'Brien	vs. Ohio, 7/4/12	0.733
6	D. Shanahan	at Chi., 8/5/06	0.684
7	A. Smith	vs. Was., 5/30/09	0.675
8	G. Snider	at Tor., 8/8/09	0.643
9	A. Kelly	vs. L.A., 8/4/07	0.640
10	A. Kelly	at L.A., 6/7/08	0.636

TWO-POINT GOALS

Rk.	Player	Game	2PG
1	T. Booth	vs. S.F., 6/24/06	3
2	K. Dixon	at Che., 8/11/12	2
	G. Catalino	at Roc., 7/23/11	2
	M. Danowski	vs. L.I., 6/25/11	2
	J. Grant Jr.	vs. Roc., 6/26/07	2



SAVES

Rk.	Player	Game	Saves
1	M. Gabel	at Chi., 8/5/06	30
2	M. Jarboe	at L.A., 7/14/07	25
3	T. Johnson	vs. L.A., 7/1/06	24
4	M. Gabel	vs. Chi., 6/21/08	23
	J. Tillman	at L.A., 7/8/06	23
6	C. Garrity	vs. Che., 7/4/10	21
	M. Gabel	vs. Chi., 7/26/08	21
	M. Gabel	vs. Chi., 7/22/08	21
	B. Dougherty	vs. Phi., 7/21/07	21
10	M. Gabel	vs. Chi., 5/16/09	20
	R. Scherr	vs. N.J., 5/31/08	20
	M. Vallone	at S.F., 8/11/07	20
	N. Murtha	vs. Chi., 5/20/06	20

GOALS

Rk.	Game	Goals
1	vs. Chi., 7/4/07	22
	vs. Roc., 6/26/07	22
3	vs. Cha., 7/14/12	21
	vs. L.A., 5/17/08	21
	vs. L.A., 7/1/06	21
	vs. Chi., 5/20/06	21
7	at Tor., 6/27/09	20
	vs. S.F., 5/19/07	20
	vs. Bal., 6/3/06	20
10	at Ham., 7/28/12	19
	vs. L.I., 5/12/12	19
	at Chi., 6/30/07	19
	at S.F., 6/23/07	19

SINGLE-GAME OUTLAW TEAM HIGHS

SCORE

Rk.	Game	Score
1	vs. Roc., 6/26/07	26
2	vs. Chi., 5/20/06	24
	vs. Bal., 6/3/06	24
4	vs. L.A., 7/1/06	22
	vs. Chi., 7/4/07	22
	vs. L.A., 5/17/08	22
7	vs. Cha., 7/14/12	21
	vs. S.F., 5/19/07	21
	at Cha., 4/28/12	21
	at Ham., 7/28/12	21

ASSISTS

Rk.	Game	Ast.
1	vs. Roc., 6/26/07	16
2	at Bos., 7/19/12	14
3	vs. L.A., 6/9/07	13
	at Ham., 7/28/12	13
5	vs. Cha., 7/14/12	12
	at Ham., 6/18/11	12
	at Tor., 7/10/10	12
	vs. L.A., 5/17/08	12
	at Chi., 6/2/07	12
	vs. L.A., 7/1/06	12
	vs. Bal., 6/3/06	12

POINTS

Rk.	Game	Pts.
1	vs. Roc., 6/26/07	42
2	vs. Bal., 6/3/06	36
3	at Ham., 7/28/12	34
	vs. L.A., 5/17/08	34
	vs. L.A., 7/1/06	34
6	vs. Cha., 7/14/12	33
7	at Bos., 7/19/12	31
	vs. L.A., 6/9/07	31
9	at Tor., 6/27/09	30
10	vs. Chi., 8/7/10	29
	vs. Chi., 7/4/07	29
	at Chi., 6/30/07	29
	at Chi., 6/2/07	29

GROUND BALLS

Rk.	Game	GB
1	vs. Cha., 7/14/12	51
2	at L.I., 6/3/11	49
3	at Ham., 7/28/12	46
	at L.A., 7/8/06	46
5	vs. N.J., 5/31/08	45
6	vs. Che., 6/11/11	43
7	vs. L.I., 5/22/10	42
8	at L.A., 6/7/08	41
9	at Che., 8/11/12	40
	at Cha., 4/28/12	40
	at S.F., 8/11/07	40



POWER-PLAY GOALS

Rk.	Game	PPG
1	vs. Ham., 5/5/12	4
	vs. Ham., 5/14/11	4
3	at Ham., 7/28/12	3
	at Ham., 6/18/11	3
	at L.I., 6/10/10	3
	vs. Tor., 5/29/10	3
	at Tor., 8/8/09	3
	vs. L.I., 7/25/09	3
	vs. Bos., 7/4/09	3
	at S.F., 6/23/07	3

TWO-POINT GOALS

Rk.	Game	2PG
1	at Cha., 4/28/12	4
	vs. Roc., 6/26/07	4
	vs. Bal., 6/3/06	4
4	at Tor., 6/27/09	3
	at L.A., 7/8/06	3
	vs. S.F., 6/10/06	3
7	Eight times, last, at Ham., 7/28/12	2

SHOTS ON GOAL

Rk.	Game	SOG
1	vs. Chi., 5/20/06	47
2	at Chi., 8/5/06	46
	at L.A., 7/8/06	46
4	vs. L.A., 7/1/06	45
5	vs. Cha., 7/14/12	40
6	vs. N.J., 5/31/08	38
	vs. S.F., 5/19/07	38
8	vs. Chi., 8/7/10	37
	vs. Chi., 7/4/07	37
	vs. Roc., 6/26/07	37

FACEOFF WINS

Rk.	Game	FWO
1	vs. Roc., 6/26/07	28
2	at Chi., 6/2/07	27
	vs. Chi., 5/20/06	27
4	vs. Chi., 7/4/07	25
	vs. S.F., 6/10/06	25
6	vs. Cha., 7/14/12	24
	vs. L.I., 6/25/11	24
8	at S.F., 6/23/07	22
9	at Was., 5/24/08	21
	vs. L.A., 5/17/08	21
	vs. L.A., 7/1/06	21

FACEOFF PCT. (MIN 10 ATT)

Rk.	Game	Pct.
1	0.800	vs. L.I., 6/25/11
2	0.783	at L.I., 6/3/11
3	0.774	vs. Cha., 7/14/12
4	0.682	vs. Bos., 7/30/11
5	0.675	at Chi., 6/2/07
6	0.652	vs. S.F., 7/4/08
7	0.643	vs. Chi., 5/20/06
8	0.640	at L.A., 7/8/06
9	0.625	at Cha., 4/28/12
	0.625	vs. Chi., 7/4/07
	0.625	vs. Chi., 7/22/06

SAVES

Rk.	Game	Saves
1	at Chi., 8/5/06	29
2	vs. L.A., 6/9/07	27
3	vs. Bal., 6/3/06	26
4	at Bos., 8/9/08	25
5	at Was., 7/18/09	24
6	vs. Roc., 6/26/07	23
7	vs. L.A., 5/17/08	21
8	at L.A., 6/7/08	20
	at L.A., 8/12/06	20
10	Six times, last at Che., 8/11/12	18

SHORTHANDED GOALS

Rk.	Game	SHG
1	at Bos., 8/9/08	2
2	Nine times, last at Che., 8/11/12	1

GOALS IN ONE QUARTER

Rk.	Game	Qtr.	G
1	vs. Chi., 5/20/06	1st	11
2	vs. Cha., 7/14/12	1st	10
	vs. Roc., 6/26/07	4th	10
4	vs. L.A., 5/17/08	2nd	9
	vs. S.F., 6/14/08	3rd	9
	at Chi., 6/30/07	1st	9
7	Eight times, last, vs. Che., 6/2/12	1st	8



GOALS IN ONE HALF

Rk.	Game	Half	Goals
1	vs. Roc., 6/26/07	2nd	18
2	at Chi., 6/30/07	1st	15
3	vs. L.A., 5/17/08	1st	14
	vs. L.A., 7/1/06	1st	14
	vs. Chi., 5/20/06	1st	14
6	at Ham., 7/28/12	1st	13
	vs. Cha., 7/14/12	1st	13
	vs. N.J., 5/31/08	2nd	13
	vs. S.F., 6/10/06	2nd	13
	at Chi., 6/2/07	1st	13

MARGIN OF VICTORY

Rk.	Game	Margin (Score)
1	vs. Cha., 7/14/12	14 (21-7)
2	vs. L.A., 7/1/06	11 (22-11)
3	vs. Chi., 8/7/10	10 (18-8)
	vs. K.A., 5/17/08	10 (22-12)
	at Chi., 6/30/07	10 (19-9)
	vs. Chi., 5/20/06	10 (24-14)
	vs. Bal, 6/3/06	10 (24-14)
	at L.A., 7/8/06	10 (17-7)
9	vs. Ham., 7/28/12	9 (21-12)
	vs. Ham., 5/5/12	9 (15-6)
	at Cha., 4/28/12	9 (21-12)

SINGLE-GAME OPPONENT TEAM HIGHS

SCORE

Rk.	Game	Score
1	vs. Roc., 6/26/07	27
2	vs. S.F., 6/10/06	25
3	at Bos., 8/9/08	20
	vs. S.F., 6/24/06	20
5	vs. Che., 6/2/12	18
	at Chi., 6/25/10	18
7	vs. Bos., 5/19/12	17
	at Bos., 6/12/10	17
	vs. Bos., 7/4/09	17
	at Was., 5/24/08	17
	at L.A., 7/14/07	17

POWER-PLAY GOALS

Rk.	Game	PPG
1	at Ham., 7/28/12	5
2	at L.A., 7/12/08	4
2	11 times, last vs. Ohio, 7/4/12	3

GOALS

Rk.	Game	Goals
1	vs. Roc., 6/26/07	24
	vs. S.F., 6/10/06	24
3	at Bos., 8/9/08	20
4	at S.F., 6/23/07	19
5	at Chi., 6/25/10	18
	at Chi., 6/2/07	18
6	Nine times, last, vs. Bos., 5/19/12	16

ASSISTS

Rk.	Game	Ast.
1	at L.A., 7/14/07	13
	vs. Roc., 6/26/07	13
3	at Tor., 8/8/09	12
	at Bos., 8/9/08	12
	at Chi., 6/2/07	12
6	at Chi., 6/25/10	11
	at Tor., 6/27/09	11
	at Was., 5/24/08	11
10	Seven times, last, vs. Ohio, 7/4/12	10

POINTS

Rk.	Game	Pts.
1	vs. Roc., 6/26/07	40
2	vs. S.F., 6/10/06	34
3	at Bos., 8/9/08	32
4	at Chi., 6/2/07	31
5	at L.A., 7/14/07	30
	vs. S.F., 6/24/06	30
7	at Chi., 6/25/10	29
8	at Tor., 8/8/09	28
	at Was., 5/24/08	28
10	at Tor., 6/27/09	27
	at S.F., 6/23/07	27

GROUND BALLS

Rk.	Game	GB
1	at Chi., 8/5/06	50
2	at Roc., 8/4/12	46
	at S.F., 8/11/07	46
4	at Bos., 5/21/11	44
	at Tor., 8/8/09	44
	at L.I., 8/1/09	44
7	vs. Ohio, 7/4/12	42
	at L.I., 6/23/12	42
9	at S.F., 5/28/06	41
10	vs. Che., 6/2/12	40
	at Tor., 6/27/09	40
	at Bos., 5/22/09	40



TWO-POINT GOALS

Rk.	Game	2PG
1	vs. S.F., 6/24/06	4
2	vs. Che., 6/2/12	3
	vs. Roc., 6/26/07	3
	vs. S.F., 5/19/07	3
4	Eight times, last, at Che., 8/11/12	2

SHOTS ON GOAL

Rk.	Game	SOG
1	vs. Roc., 6/26/07	47
2	at Bos., 8/9/08	45
3	vs. L.A., 6/9/07	42
	at Chi., 8/5/06	42
5	vs. S.F., 6/10/06	39
	vs. Bal., 6/3/06	39
7	at L.A., 7/12/08	37
8	at Bos., 6/12/10	34
9	Five times, last, vs. Che., 6/11/11	33

FACEOFF WINS

Rk.	Game	FOW
1	vs. Roc., 6/26/07	28
2	at Bos., 5/21/11	27
	vs. Was., 5/30/09	27
4	at Bos., 5/22/09	24
5	at Bos., 8/9/08	23
	vs. S.F., 6/10/06	23
6	Eight times, last, vs. Ohio, 7/4/12	21

FACEOFF PCT. (MIN 10 ATT)

Rk.	Game	Pct.
1	at Bos., 5/21/11	0.931
2	at L.I., 6/23/12	0.808
3	at L.A., 8/12/06	0.800
4	vs. Bos., 7/31/10	0.792
5	at Bos., 5/22/09	0.750
6	at L.I., 8/1/09	0.720
7	vs. Was., 5/30/09	0.675
8	at Chi., 8/5/06	0.656
9	at Tor., 8/8/09	0.655
10	vs. L.I., 5/22/10	0.654

SHORTHANDED GOALS

Rk.	Game	SHG
1	vs. Bos., 5/19/12	3
2	at Tor., 6/27/09	3
3	vs. L.I., 6/13/09	2
4	vs. L.A., 6/9/07	2
5	vs. Roc., 6/16/12	1
6	vs. Bos., 7/30/11	1
7	at Tor., 8/8/09	1

SAVES

Rk.	Game	Saves
1	at Chi., 8/5/06	30
	at L.A., 7/8/06	30
3	at L.I., 7/29/06	28
4	at L.A., 7/14/07	27
5	vs. Chi., 5/20/06	26
6	vs. L.A., 7/1/06	24
7	vs. Chi., 6/21/08	23
8	at L.A., 8/12/06	22
9	Four times, last, vs. Che., 7/4/10	21

GOALS IN ONE QUARTER

Rk.	Game	Qtr.	Goals
1	vs. Roc., 6/26/07	4th	11
2	vs. S.F., 6/14/08	2nd	9
3	vs. Roc., 6/26/07	1st	8
	vs. S.F., 6/10/06	2nd	8
	vs. S.F., 6/10/06	4th	8
6	Six times, last, at Che., 8/11/12	1st 7	

GOALS IN ONE HALF

Rk.	Game	Half	G
1	vs. Roc., 6/26/07	2nd	15
2	at S.F., 6/23/07	2nd	14
3	vs. S.F., 6/10/06	2nd	13
4	vs. Was., 5/30/09	1st	12
5	at S.F., 8/11/07	2nd	12
	vs. S.F., 6/10/06	1st	12
7	vs. Roc., 6/26/07	1st	11
8	6x, last, vs. Bos., 7/31/10	2nd	10

MARGIN OF VICTORY

Rk.	Game	Margin (Score)
1	at L.A., 7/14/07	12 (17-5)
2	vs. Bos., 7/31/10	11 (16-5)
3	at L.A., 7/12/08	10 (16-6)
4	vs. Bos., 5/19/12	7 (17-10)
	at Roc., 7/23/11	7 (15-8)
6	at L.I., 6/23/12	6 (14-8)
	at Tor., 8/8/09	6 (16-10)
	at Bos., 8/9/08	6 (20-14)
	at S.F., 6/23/07	6 (20-14)
10	at Bos., 6/12/10	5 (17-12)
	vs. S.F., 6/10/06	5 (25-20)



SINGLE-GAME OUTLAW TEAM LOWS

SCORE

Rk.	Game	Score
1	vs. Bos., 7/31/10 at L.A., 7/14/07	5
3	at L.A., 7/12/08	6
4	at L.I., 6/23/12 at Roc., 7/23/11	8
	vs. Roc., 7/16/11	8
7	vs. Bos., 7/30/11	9
8	vs. Bos., 5/19/12 at Tor., 8/8/09 vs. S.F., 7/4/08	10

POINTS

Rk.	Game	Pts.
1	at L.A., 7/14/07	6
2	vs. Bos., 7/31/10	7
3	vs. Roc., 7/16/11	9
4	at L.A., 7/12/08	10
5	at L.I., 6/23/12	12
6	vs. Bos., 5/19/12 at Roc., 7/23/11 vs. Chi., 5/16/09	13
9	at L.I., 6/3/11 vs. L.A., 8/4/07	14

GOALS

Rk.	Game	Goals
1	vs. Bos., 7/31/10 at L.A., 7/14/07	5
3	at L.A., 7/12/08	6
4	at L.I., 6/23/12 at Roc., 7/23/11 vs. Roc., 7/16/11 vs. Tor., 6/20/09	8
8	vs. Bos., 7/30/11 at Tor., 8/8/09 at L.I., 7/29/06	9

SAVES

Rk.	Game	Saves
1	at Roc., 7/23/11	4
2	vs. L.I., 6/25/11	6
3	vs. L.I., 7/25/09 vs. L.I., 6/13/09 at L.A., 7/14/07	8
6	Seven times, last, at L.I., 6/23/12	9

ASSISTS

Rk.	Game	Ast.
1	vs. Roc., 7/16/11 at L.I., 7/28/07 at L.A., 7/14/07	1
4	vs. Bos., 7/31/10 vs. Chi., 5/16/09 vs. Chi., 5/20/06	2
7	vs. Bos., 5/19/12 vs. Bos., 7/3/11 at L.I., 6/3/11 at L.I., 8/1/09 vs. L.A., 8/4/07	3

GROUND BALLS

Rk.	Game	GB
1	at Chi., 6/7/09	10
2	vs. S.F., 6/24/06	14
3	at L.I., 6/10/10	18
4	at Bos., 5/22/09	19
5	at Was., 7/18/09	20
6	vs. L.A., 8/4/07	21
7	at Tor., 6/27/09	22
8	vs. Bos., 7/30/11 vs. L.I., 7/25/09 vs. L.I., 6/13/09 vs. Was., 5/30/09	23

SHOTS ON GOAL

Rk.	Game	SOG
1	at L.A., 7/12/08 vs. S.F., 7/4/08	15
3	at Bos., 5/21/11	20
4	at L.I., 6/23/12 at Roc., 7/23/11 vs. Bos., 7/31/10 vs. Tor., 5/29/10 vs. L.A., 7/1/06	22
9	vs. L.I., 5/22/10 vs. L.I., 7/25/09 vs. Bos., 7/4/09	23



FACEOFF WINS

Rk.	Game	FOW
1	at Bos., 5/21/11	2
2	at L.I., 6/23/12	5
	vs. Bos., 7/31/10	5
	at L.A., 8/12/06	5
5	at L.I., 8/1/09	7
6	vs. Roc., 7/16/11	8
	at Bos., 5/22/09	8
8	vs. L.I., 5/22/10	9
	vs. L.A., 8/4/07	9
10	Seven times, last, at Ohio, 6/9/12	10

FACEOFF PCT. (MIN 10 ATT)

Rk.	Game	Pct.
1	at Bos., 5/21/11	0.069
2	at L.I., 6/23/12	0.192
3	at L.A., 8/12/06	0.200
4	vs. Bos., 7/31/10	0.208
5	at Bos., 5/22/09	0.250
6	at L.I., 8/1/09	0.280
7	vs. Was., 5/30/09	0.325
8	at Chi., 8/5/06	0.344
9	at Tor., 8/8/09	0.345
10	vs. L.I., 5/22/10	0.346

GOALS IN ONE QUARTER

Rk.	Game	Qtr.	Goals
1	at L.I., 6/23/12	4th	0
	at L.I., 6/3/11	2nd	0
	at Bos., 6/12/10	4th	0
	vs. L.I., 5/22/10	4th	0
	at Was., 7/18/09	1st	0
	at L.A., 7/14/07	3rd	0
	at S.F., 5/28/06	3rd	0
7	31 times, last L.I., 6/23/12	2nd	1

GOALS IN ONE HALF

Rk.	Game	Half	Goals
1	at Was., 7/18/09	1st	1
	at L.A., 7/14/07	2nd	1
3	vs. Bos., 7/31/10	2nd	2
4	Nine times, last at L.I., 6/23/12	2nd	3

SINGLE-GAME OPPONENT TEAM LOWS

SCORE

Rk.	Game	Score
1	vs. Ham., 5/5/12	6
2	vs. Cha., 7/14/12	7
	at Ham., 6/18/11	7
	vs. L.I., 7/25/09	7
	at L.A., 7/8/06	7
6	at Ohio, 6/9/12	8
	vs. Chi., 8/7/10	8
	at Was., 7/18/09	8
	vs. Tor., 6/20/09	8
	at S.F., 7/19/08	8

GOALS

Rk.	Game	Goals
1	vs. Cha., 7/14/12	6
	vs. Ham., 5/5/12	6
	at Ham., 6/18/11	6
	at L.A., 7/8/06	6
5	at Ohio, 6/9/12	7
	vs. L.I., 7/25/09	7
7	Seven times, last, at Che., 8/13/11	8

POINTS

Rk.	Game	Pts.
1	vs. L.I., 7/25/09	8
2	at Was., 7/18/09	10
3	at Ohio, 6/9/12	11
4	vs. Ham., 5/5/12	11
5	vs. Chi., 8/7/10	11
6	vs. Cha., 7/14/12	12
7	at L.I., 8/1/09	12
8	vs. S.F., 7/4/08	12
9	Nine times, last, at Che., 8/13/11	13

ASSISTS

Rk.	Game	Ast.
1	vs. L.I., 7/25/09	1
2	at L.I., 8/6/11	
	at Was., 7/18/09	2
3	Seven times, last vs. Ham., 5/14/11	3

SAVES

Rk.	Game	Saves
1	vs. S.F., 7/4/08	5
2	at Bos., 5/21/11	7
3	vs. Ham., 5/14/11	9
	vs. Tor., 5/29/10	9
	at L.A., 7/12/08	9
	at Chi., 6/30/07	9
7	vs. Bos., 7/4/09	8
8	Four times, last at Chi., 6/25/10	10



SHOTS ON GOAL

Rk.	Game	SOG
1	vs. L.I., 6/25/11	15
	at Ham., 6/18/11	15
	vs. L.I., 7/25/09	15
4	at Roc., 7/23/11	17
	vs. L.I., 6/13/09	17
6	vs. Cha., 7/14/12	18
7	vs. L.I., 5/12/12	19
	vs. Ham., 5/5/12	19
	at L.I., 6/10/10	19
10	at Cha., 4/28/12	20

FACEOFF WINS

Rk.	Game	FWO
1	at L.I., 6/3/11	5
2	vs. L.I., 6/25/11	6
3	vs. Cha., 7/14/12	7
	vs. Bos., 7/30/11	7
5	vs. S.F., 7/4/08	8
6	at L.A., 7/8/06	9
7	at Ham., 6/18/11	10
	at Chi., 6/7/09	10
	at L.A., 7/14/07	10
10	vs. Chi., 7/24/10	11
	at S.F., 7/19/08	11

FACEOFF PCT. (MIN 10 ATT)

Rk.	Game	Pct.
1	vs. L.I., 6/25/11	0.200
2	at L.I., 6/3/11	0.217
3	vs. Cha., 7/14/12	0.226
4	vs. Bos., 7/30/11	0.318
5	at Chi., 6/2/07	0.325
6	vs. S.F., 7/4/08	0.348
7	vs. Chi., 5/20/06	0.357
8	at L.A., 7/8/06	0.360
9	at Cha., 4/28/12	0.375
	vs. Chi., 7/4/07	0.375
	vs. Chi., 7/22/06	0.375

GROUND BALLS

Rk.	Game	GB
1	vs. L.I., 7/25/09	7
2	at Chi., 6/7/09	11
3	vs. Was., 5/30/09	16
	at L.A., 7/8/06	16
	vs. L.A., 7/1/06	16
6	at Was., 5/24/08	17
7	vs. Ham., 5/5/12	18
	vs. S.F., 6/14/08	18
9	vs. S.F., 6/24/06	20
10	vs. Phi., 7/21/07	21
	vs. Bal., 6/3/06	21

GOALS IN ONE QUARTER

Rk.	Game	Qtr.	G
1	at Che., 8/11/12	2nd	0
	vs. Ham., 5/5/12	3rd	0
	vs. Ham., 5/5/12	2nd	0
	vs. S.F., 7/4/08	1st	0
	at Was., 7/18/09	4th	0
	at Che., 8/13/11	2nd	0
	vs. Bos., 7/3/11	2nd	0
8	46 times, last, at Che., 8/11/12	4th	1

GOALS IN ONE HALF

Rk.	Game	Half	G
1	at Che., 8/13/11	1st	1
2	vs. Ham., 5/5/12	1st	2
	vs. Bos., 7/30/11	1st	2
	vs. Tor., 6/20/09	1st	2
	at Chi., 6/30/07	2nd	2
	at L.A., 7/8/06	1st	2
7	11 times, last, vs. Cha., 7/14/12	1st	3

MISCELLANEOUS RECORDS

HOME ATTENDANCE

Rk.	Date	Opp.	Venue	Att.
1	7/4/12	vs. Ohio	Sports Authority Field	30,128*
2	7/3/11	vs. Bos.	INVESCO Field	27,184
3	7/4/10	vs. Che.	INVESCO Field	23,433
4	7/4/09	vs. Bos.	INVESCO Field	21,952
5	7/4/08	vs. S.F.	INVESCO Field	20,116
6	7/4/07	vs. Chi.	INVESCO Field	19,793
7	7/1/06	vs. L.A.	INVESCO Field	15,981
8	5/20/06	vs. Chi.	INVESCO Field	13,167
9	7/22/06	vs. Chi.	INVESCO Field	12,739
10	6/11/11	vs. Che.	INVESCO Field	12,548

ROAD ATTENDANCE

Rk.	Date	Opp.	Venue	Att.
1	8/11/12	at Che.	Navy-Marine Corps Memorial	10,420
2	8/13/11	at Che.	Navy-Marine Corps Memorial	8,517
3	8/9/08	at Bos.	Harvard Stadium	8,425
4	5/21/11	at Bos.	Harvard Stadium	8,317
5	7/19/12	at Bos.	Harvard Stadium	7,743
6	4/28/12	at Cha.	Memorial Stadium	6,734
7	5/22/09	at Bos.	Harvard Stadium	6,512
8	7/28/07	at L.I.	Mitchel Athletic Complex	6,234
9	6/12/10	at Bos.	Harvard Stadium	6,090
10	5/28/06	at S.F.	Kezar Stadium	5,371

*MLL Record



LONGEST GAMES

Rk.	Date	Opp.	Time
1	7/21/08	vs. Chi.	3:52
2	7/4/08	vs. S.F.	3:26
3	6/9/07	vs. L.A.	3:23
4	8/4/07	vs. L.A.	3:21
5	6/14/08	vs. S.F.	3:21
6	5/29/10	vs. Tor.	3:18
7	6/27/09	at Tor.	3:03
8	5/19/07	vs. S.F.	2:45
9	5/20/06	vs. Chi.	2:35
10	6/10/06	vs. S.F.	2:35

SHORTEST GAMES

Rk.	Date	Opp.	Time
1	7/21/07	vs. N.J.	1:20
2	7/12/08	at L.A.	1:50
3	8/8/09	at Tor.	1:50
4	6/12/10	at Bos.	1:51
5	7/8/06	at L.A.	1:56
6	6/17/06	at N.J.	1:57
7	8/12/06	at L.A.	1:58
8	8/5/06	at Chi.	1:59
9	7/18/09	at Was.	2:00
10	8/1/09	at L.I.	2:00

OUTSTANDING PERFORMANCES

OUTLAWS HAT TRICKS (168)

G	Player	Opponent
7.....	M. Brown	vs. L.A., 7/1/06
6.....	J. McBride	at Ham., 7/28/12
6.....	B. Mundorf	vs. Roc., 6/16/12
6.....	B. Mundorf	vs. Ham., 5/14/11
6.....	D. Westervelt	vs. Bos., 7/4/09
6.....	M. Brown	at Tor., 6/27/09
6.....	M. Brown	at S.F., 7/19/08
6.....	M. Hanna	at L.A., 6/7/08
6.....	J. Sonke	vs. S.F., 5/19/07
6.....	B. Mundorf	vs. S.F., 6/24/06
6.....	M. Law	vs. Chi., 5/20/06
5.....	J. Sims	vs. Ham., 5/5/12
5.....	B. Mundorf	at Che., 8/13/11
5.....	C. Martin	vs. L.I., 6/25/11
5.....	M. Brown	at L.I., 6/10/10
5.....	D. Westervelt	vs. Tor., 5/29/10
5.....	B. Mundorf	at Tor., 6/27/09
5.....	B. Mundorf	at Bos., 5/22/09
5.....	M. Brown	at Was., 5/24/08
5.....	B. Mundorf	at S.F., 8/11/07
5.....	D. Westervelt	at S.F., 8/11/07
5.....	B. Mundorf	vs. Chi., 7/4/07
5.....	B. Langtry	vs. Roc., 6/26/07
5.....	B. Mundorf	vs. Roc., 6/26/07
5.....	M. Brown	vs. Roc., 6/26/07

5.....	M. Brown	at S.F., 6/23/07
5.....	B. Mundorf	vs. L.A., 6/9/07
5.....	M. Brown	at Chi., 8/5/06
5.....	M. Law	at L.A., 7/8/06
5.....	M. Law	vs. L.A., 7/1/06
5.....	M. Brown	at N.J., 6/17/06
5.....	M. Brown	vs. S.F., 6/10/06
4.....	P. Poillon	at Roc., 8/4/12
4.....	M. Matthews	vs. Cha., 7/14/12
4.....	C. Bockett	at Ohio, 7/4/12
4.....	J. McBride	vs. Che., 6/2/12
4.....	M. Matthews	vs. Che., 6/2/12
4.....	J. Sieverts	at Cha., 4/28/12
4.....	P. Poillon	at Cha., 4/28/12
4.....	D. Westervelt	at Roc., 7/23/11
4.....	B. Mundorf	vs. L.I., 6/25/11
4.....	B. Mundorf	at Ham., 6/18/11
4.....	P. Poillon	vs. Che., 6/11/11
4.....	B. Mundorf	vs. Chi., 8/7/10
4.....	M. Seibald	vs. Chi., 8/7/10
4.....	B. Langtry	vs. Chi., 7/24/10
4.....	D. Hardy	at Che., 6/19/10
4.....	M. Seibald	at Che., 6/19/10
4.....	M. Brown	at Bos., 6/12/10
4.....	B. Mundorf	at L.I., 6/10/10
4.....	M. Seibald	at Bos., 5/15/10
4.....	D. Westervelt	at Was., 7/18/09
4.....	M. Brown	vs. Tor., 6/20/09
4.....	G. Downing	at Bos., 5/22/09
4.....	D. Westervelt	at Chi., 7/29/08
4.....	B. Langtry	vs. Chi., 7/26/08
4.....	B. Mundorf	vs. Chi., 6/21/08
4.....	B. Langtry	vs. S.F., 6/14/08
4.....	M. Brown	vs. S.F., 6/14/08
4.....	B. Langtry	vs. L.A., 5/17/08
4.....	M. Brown	vs. L.A., 5/17/08
4.....	M. Hanna	vs. L.A., 5/17/08
4.....	B. Langtry	vs. Phi., 7/21/07
4.....	B. Langtry	at Chi., 6/30/07
4.....	B. Mundorf	at Chi., 6/30/07
4.....	D. Westervelt	vs. L.A., 6/9/07
4.....	J. Sonke	at Chi., 6/2/07
4.....	J. Zywicki	at L.A., 8/12/06
4.....	M. Brown	vs. Bal., 6/3/06
4.....	M. Law	vs. Bal., 6/3/06
4.....	J. Sims	vs. Chi., 5/20/06
3.....	B. Mundorf	at Bos., 7/19/12
3.....	J. McBride	at Bos., 7/19/12
3.....	D. Snider	at Bos., 7/19/12
3.....	B. Mundorf	at Che., 8/11/12
3.....	C. Bockett	at Che., 8/11/12
3.....	M. Matthews	at Che., 8/11/12
3.....	B. Mundorf	at Roc., 8/4/12
3.....	J. Sieverts	at Ham., 7/28/12
3.....	M. Matthews	at Ham., 7/28/12
3.....	B. Mundorf	vs. Cha., 7/14/12
3.....	C. Bockett	vs. Cha., 7/14/12
3.....	J. Sieverts	vs. Cha., 7/14/12
3.....	P. Poillon	at Ohio, 7/4/12
3.....	J. McBride	at L.I., 6/23/12
3.....	J. McBride	vs. Roc., 6/16/12



3..... B. Mundorf at Ohio, 6/9/12
 3..... C. Bocket..... at Ohio, 6/9/12
 3..... B. Mundorf vs. Che., 6/2/12
 3..... J. Sieverts vs. Ham., 5/5/12
 3..... T. Kimener at Cha., 4/28/12
 3..... R. Hoff at Cha., 4/28/12
 3..... B. Mundorf vs. Bos., 7/30/11
 3..... D. Westervelt vs. Bos., 7/30/11
 3..... B. McGlone vs. Bos., 7/3/11
 3..... B. Bitter..... at Ham., 6/18/11
 3..... B. Bitter..... at L.I., 6/3/11
 3..... C. Martin..... at Bos., 5/21/11
 3..... T. Kimener at Bos., 5/21/11
 3..... A. Iannucci..... vs. Ham., 5/14/11
 3..... D. Westervelt vs. Ham., 5/14/11
 3..... P. Poillon vs. Ham., 5/14/11
 3..... C. Martin..... vs. Chi., 7/24/10
 3..... A. Hopmann at Tor., 7/10/10
 3..... M. Bocket..... vs. Che., 7/4/10
 3..... M. Seibald..... vs. Che., 7/4/10
 3..... S. Giannone at Chi., 6/25/10
 3..... D. Westervelt at Che., 6/19/10
 3..... D. Hardy..... vs. Tor., 5/29/10
 3..... M. Brown vs. L.I., 5/22/10
 3..... M. Seibald..... vs. L.I., 5/22/10
 3..... B. Mundorf at Bos., 5/15/10
 3..... D. Westervelt at Tor., 8/8/09
 3..... B. Mundorf at L.I., 8/1/09
 3..... B. Mundorf vs. L.I., 7/25/09
 3..... N. Watkins vs. L.I., 7/25/09
 3..... B. Langtry vs. Bos., 7/4/09
 3..... D. Westervelt at Tor., 6/27/09
 3..... B. Mundorf vs. Tor., 6/20/09
 3..... B. Mundorf vs. L.I., 6/13/09
 3..... B. Langtry at Chi., 6/7/09
 3..... J. Sims at Chi., 6/7/09
 3..... B. Mundorf vs. Was., 5/30/09
 3..... D. Westervelt vs. Was., 5/30/09
 3..... M. Brown vs. Was., 5/30/09
 3..... M. Brown at Bos., 5/22/09
 3..... B. Mundorf vs. Chi., 5/16/09
 3..... B. Mundorf at Bos., 8/9/08
 3..... M. Brown at Bos., 8/9/08
 3..... B. Mundorf at Chi., 7/29/08
 3..... B. Mundorf vs. Chi., 7/26/08
 3..... R. Powell..... vs. Chi., 7/26/08
 3..... B. Langtry at S.F., 7/19/08
 3..... B. Mundorf vs. S.F., 6/14/08
 3..... D. Westervelt vs. N.J., 5/31/08
 3..... J. Sonke vs. N.J., 5/31/08
 3..... D. Westervelt at Was., 5/24/08
 3..... B. Mundorf vs. L.A., 5/17/08
 3..... D. Westervelt vs. L.A., 5/17/08
 3..... B. Langtry vs. L.A., 8/4/07
 3..... B. Mundorf at L.I., 7/28/07
 3..... M. Brown vs. Phi., 7/21/07
 3..... B. Langtry vs. Chi., 7/4/07
 3..... J. Sonke vs. Chi., 7/4/07
 3..... M. Law..... vs. Chi., 7/4/07
 3..... D. Westervelt at Chi., 6/30/07
 3..... J. Sims at S.F., 6/23/07

3..... M. Brown vs. L.A., 6/9/07
 3..... B. Mundorf at Chi., 6/2/07
 3..... M. Hanna at Chi., 6/2/07
 3..... M. Hanna vs. S.F., 5/19/07
 3..... B. Mundorf at Chi., 8/5/06
 3..... J. Sonke at Chi., 8/5/06
 3..... J. Sonke at L.I., 7/29/06
 3..... J. Sims vs. Chi., 7/22/06
 3..... M. Law..... vs. Chi., 7/22/06
 3..... M. Rewkowski vs. Chi., 7/22/06
 3..... B. Langtry vs. S.F., 6/24/06
 3..... M. Brown vs. S.F., 6/24/06
 3..... B. Langtry at N.J., 6/17/06
 3..... J. Sims at N.J., 6/17/06
 3..... J. Sonke vs. S.F., 6/10/06
 3..... B. Mundorf vs. Bal., 6/3/06
 3..... J. Sonke vs. Bal., 6/3/06
 3..... M. Brown at S.F., 5/28/06
 3..... B. Langtry vs. Chi., 5/20/06
 3..... J. Sonke vs. Chi., 5/20/06
 3..... M. LaMonica vs. Chi., 5/20/06

3+ASSIST GAMES (37)

Ast.	Player	Opponent
5.....	B. Mundorf	vs. Che., 6/2/12
5.....	B. Mundorf	vs. Tor., 5/29/10
5.....	R. Powell.....	at L.A., 6/7/08
4.....	B. Mundorf	at Bos., 7/19/12
4.....	T. Kimener	at Bos., 7/19/12
4.....	B. Mundorf	at Ham., 6/18/11
4.....	B. Mundorf	vs. Ham., 5/14/11
4.....	D. Hardy.....	at Tor., 7/10/10
4.....	B. Mundorf	at Chi., 6/25/10
4.....	D. Westervelt	vs. Tor., 6/20/09
4.....	R. Powell.....	at Chi., 7/29/08
4.....	R. Powell.....	at S.F., 7/19/08
4.....	B. Langtry	at Was., 5/24/08
4.....	J. Sims	at Chi., 6/2/07
3.....	B. Mundorf	at Ham., 7/28/12
3.....	C. Cittadino	vs. Cha., 7/14/12
3.....	M. Matthews.....	vs. Cha., 7/14/12
3.....	B. Mundorf	at Ohio, 6/9/12
3.....	T. Kimener	vs. Ham., 5/5/12
3.....	B. Mundorf	at Che., 8/13/11
3.....	D. Westervelt	at Ham., 6/18/11
3.....	B. Langtry	vs. Ham., 5/14/11
3.....	B. Mundorf	at L.I., 6/10/10
3.....	M. Seibald	vs. L.I., 5/22/10
3.....	R. Powell.....	at Bos., 8/9/08
3.....	D. Westervelt	at S.F., 7/19/08
3.....	J. Sonke	at S.F., 7/19/08
3.....	R. Powell.....	vs. N.J., 5/31/08
3.....	B. Langtry	vs. L.A., 5/17/08
3.....	N. Watkins	vs. L.A., 5/17/08
3.....	M. Law	vs. Roc., 6/26/07
3.....	D. Westervelt	at S.F., 6/23/07
3.....	B. Mundorf	vs. L.A., 6/9/07
3.....	D. Westervelt	vs. L.A., 6/9/07
3.....	M. Rewkowski	at L.A., 8/12/06
3.....	B. Langtry	vs. Chi., 7/22/06
3.....	B. Langtry	vs. S.F., 6/10/06



5+POINT GAMES (107)

Pts.	Player (G, A, 2pG)	Opponent
10.....	B. Mundorf (6,4, 0)	vs. Ham., 5/14/11
9.....	M. Law (4, 3, 2)	vs. Bal., 6/3/06
8.....	J. McBride (6, 2, 0)	at Ham., 7/28/12
8.....	B. Mundorf (6, 0, 2)	vs. Roc., 6/16/12
8.....	B. Mundorf (3, 5, 0)	vs. Che., 6/2/12
8.....	B. Mundorf (5, 3, 0)	at Che., 8/13/11
8.....	B. Mundorf (4, 4, 0)	at Ham., 6/18/11
8.....	D. Westervelt (6, 1, 1)	vs. Bos., 7/4/09
8.....	B. Langtry (4, 3, 1)	vs. L.A., 5/17/08
8.....	B. Langtry (5, 1, 2)	vs. Roc., 6/26/07
8.....	B. Mundorf (5, 3, 0)	vs. L.A., 6/9/07
7.....	B. Mundorf (3, 4, 0)	at Bos. 7/19/12
7.....	M. Matthews (4, 3, 0)	vs. Cha., 7/14/12
7.....	J. Sieverts (4, 1, 2)	at Cha., 4/28/12
7.....	P. Poillon (4, 2, 1)	at Cha., 4/28/12
7.....	D. Hardy (4, 2, 1)	at Che., 6/19/10
7.....	B. Mundorf (4, 3, 0)	at L.I., 6/10/10
7.....	B. Mundorf (2, 5, 0)	vs. Tor., 5/29/10
7.....	M. Brown (6, 1, 0)	at Tor., 6/27/09
7.....	D. Westervelt (5, 0, 2)	at S.F., 8/11/07
7.....	D. Westervelt (4, 3, 0)	vs. L.A., 6/9/07
7.....	M. Brown (7, 0, 0)	vs. L.A., 7/1/06
7.....	M. Law (5, 1, 1)	vs. L.A., 7/1/06
7.....	M. Brown (5, 2, 0)	at N.J., 6/17/06
6.....	P. Poillon (4, 1, 1)	at Roc., 8/4/12
6.....	B. Mundorf (3, 3, 0)	at Ohio, 6/9/12
6.....	J. McBride (4, 2, 0)	vs. Che., 6/2/12
6.....	M. Matthews (4, 2, 0)	vs. Che., 6/2/12
6.....	J. Sieverts (4, 2, 0)	vs. L.I., 5/12/12
6.....	J. Sims (5, 1, 0)	vs. Ham., 5/5/12
6.....	B. Mundorf (4, 2, 0)	vs. L.I., 6/25/11
6.....	B. Langtry (4, 2, 0)	vs. Chi., 7/24/10
6.....	D. Hardy (2, 4, 0)	at Tor., 7/10/10
6.....	B. Mundorf (2, 4, 0)	at Chi., 6/25/10
6.....	M. Seibald (4, 0, 1)	at Che., 6/19/10
6.....	M. Brown (5, 1, 0)	at L.I., 6/10/10
6.....	D. Westervelt (5, 0, 1)	vs. Tor., 5/29/10
6.....	M. Seibald (3, 3, 0)	vs. L.I., 5/22/10
6.....	D. Westervelt (3, 2, 1)	at Tor., 8/8/09
6.....	B. Mundorf (5, 1, 0)	at Tor., 6/27/09
6.....	D. Westervelt (2, 4, 0)	vs. Tor., 6/20/09
6.....	B. Mundorf (5, 1, 0)	at Bos., 5/22/09
6.....	B. Mundorf (3, 3, 0)	at Chi., 7/29/08
6.....	R. Powell (2, 4, 0)	at Chi., 7/29/08
6.....	M. Brown (6, 0, 0)	at S.F., 7/19/08
6.....	R. Powell (2, 4, 0)	at S.F., 7/19/08
6.....	B. Langtry (4, 2, 0)	vs. S.F., 6/14/08
6.....	M. Hanna (6, 0, 0)	at L.A., 6/7/08
6.....	R. Powell (1, 5, 0)	at L.A., 6/7/08
6.....	B. Langtry (2, 4, 0)	at Was., 5/24/08
6.....	B. Mundorf (5, 1, 0)	vs. Chi., 7/4/07
6.....	B. Mundorf (4, 2, 0)	at Chi., 6/30/07

6.....	B. Mundorf (5, 1, 0)	vs. Roc., 6/26/07
6.....	M. Brown (5, 1, 0)	vs. Roc., 6/26/07
6.....	J. Sonke (6, 0, 0)	vs. S.F., 5/19/07
6.....	J. Sonke (3, 1, 2)	at L.I., 7/29/06
6.....	B. Mundorf (6, 0, 0)	vs. S.F., 6/24/06
6.....	B. Langtry (3, 2, 1)	at N.J., 6/17/06
6.....	M. Brown (5, 0, 1)	vs. S.F., 6/10/06
6.....	J. Sims (4, 0, 2)	vs. Chi., 5/20/06
6.....	M. Law (6, 0, 0)	vs. Chi., 5/20/06
5.....	B. Mundorf (3, 2, 0)	at Che., 8/11/12
5.....	B. Mundorf (2, 3, 0)	at Ham., 7/28/12
5.....	J. McBride (3, 2, 0)	at Bos. 7/19/12
5.....	C. Bockett (3, 2, 0)	at Ohio, 6/9/12
5.....	J. Sims (4, 1, 0)	vs. L.I., 5/12/12
5.....	P. Poillon (3, 2, 0)	vs. L.I., 5/12/12
5.....	T. Kimener (3, 2, 0)	at Cha., 4/28/12
5.....	C. Martin (5, 0, 0)	vs. L.I., 6/25/11
5.....	D. Westervelt (2, 3, 0)	at Ham., 6/18/11
5.....	P. Poillon (4, 1, 0)	vs. Che., 6/11/11
5.....	B. Mundorf (4, 1, 0)	vs. Chi., 8/7/10
5.....	M. Seibald (4, 1, 0)	vs. Chi., 8/7/10
5.....	M. Seibald (3, 2, 0)	vs. Che., 7/4/10
5.....	M. Brown (4, 0, 1)	at Bos., 6/12/10
5.....	M. Seibald (4, 1, 0)	at Bos., 5/15/10
5.....	B. Mundorf (3, 2, 0)	vs. L.I., 7/25/09
5.....	B. Langtry (3, 2, 0)	vs. Bos., 7/4/09
5.....	B. Mundorf (3, 2, 0)	vs. L.I., 6/13/09
5.....	B. Langtry (2, 1, 2)	at Chi., 6/7/09
5.....	B. Langtry (2, 2, 1)	vs. Was., 5/30/09
5.....	D. Westervelt (3, 2, 0)	vs. Was., 5/30/09
5.....	B. Langtry (4, 1, 0)	vs. Chi., 7/26/08
5.....	J. Sonke (2, 3, 0)	at S.F., 7/19/08
5.....	B. Langtry (2, 2, 1)	vs. Chi., 6/21/08
5.....	R. Powell (2, 3, 0)	vs. N.J., 5/31/08
5.....	M. Brown (5, 0, 0)	at Was., 5/24/08
5.....	B. Mundorf (3, 2, 0)	vs. L.A., 5/17/08
5.....	B. Mundorf (5, 0, 0)	at S.F., 8/11/07
5.....	B. Langtry (3, 2, 0)	vs. L.A., 8/4/07
5.....	B. Langtry (4, 1, 0)	vs. Phi., 7/21/07
5.....	B. Langtry (4, 1, 0)	at Chi., 6/30/07
5.....	M. Law (2, 3, 0)	vs. Roc., 6/26/07
5.....	M. Brown (5, 0, 0)	at S.F., 6/23/07
5.....	J. Sonke (4, 0, 1)	at Chi., 6/2/07
5.....	J. Sonke (3, 1, 1)	at Chi., 8/5/06
5.....	M. Brown (5, 0, 0)	at Chi., 8/5/06
5.....	B. Langtry (2, 3, 0)	vs. Chi., 7/22/06
5.....	J. Sims (3, 1, 1)	vs. Chi., 7/22/06
5.....	M. Law (5, 0, 0)	at L.A., 7/8/06
5.....	B. Mundorf (2, 3, 0)	vs. L.A., 7/1/06
5.....	B. Langtry (3, 2, 0)	vs. S.F., 6/24/06
5.....	J. Sims (3, 1, 1)	at N.J., 6/17/06
5.....	B. Langtry (2, 3, 0)	vs. S.F., 6/10/06
5.....	B. Langtry (2, 3, 0)	vs. Bal., 6/3/06
5.....	M. Brown (4, 1, 0)	vs. Bal., 6/3/06
5.....	J. Sonke (2, 1, 2)	at S.F., 5/28/06



5+GROUND BALL GAMES (124)

GB	Player	Opponent
17	G. Snider	vs. Chi., 7/4/07
13	G. Snider	vs. Roc., 6/26/07
11	A. Kelly	at Ham., 7/28/12
10	G. Snider	vs. S.F., 6/14/08
10	G. Snider	vs. N.J., 5/31/08
10	L. Braun	at Was., 5/24/08
10	J. Sims	vs. Chi., 5/20/06
9	D. Snider	at Roc., 8/4/12
9	M. Bocklet	vs. Cha., 7/14/12
9	A. Kelly	vs. Cha., 7/14/12
9	G. Snider	vs. Chi., 7/26/08
9	G. Snider	vs. S.F., 7/4/08
9	L. Braun	vs. Phi., 7/21/07
9	G. Snider	at S.F., 6/23/07
8	D. Roy	at Roc., 8/4/12
8	A. Kelly	at Bos., 7/19/12
8	A. Hennessey	at L.I., 6/3/11
8	M. Bocklet	vs. Tor., 5/29/10
8	M. Bocklet	at Bos., 5/15/10
8	G. Snider	at S.F., 7/19/08
8	G. Snider	vs. L.A., 8/4/07
8	L. Braun	at L.I., 7/28/07
8	G. Snider	at Chi., 6/2/07
7	J. Pennington	at Che., 8/11/12
7	J. Schwartzman	at Ohio, 7/4/12
7	M. Bocklet	vs. Che., 6/2/12
7	B. Bitter	at Che., 8/13/11
7	A. Hennessey	vs. L.I., 6/25/11
7	M. Bocklet	vs. L.I., 6/25/11
7	A. Hennessey	vs. Che., 6/11/11
7	E. Martin	vs. Che., 6/11/11
7	M. Bocklet	vs. Chi., 7/24/10
7	M. Bocklet	at Che., 6/19/10
7	G. Snider	at L.A., 6/7/08
7	G. Snider	at Chi., 6/30/07
7	J. Sims	at N.J., 6/17/06
6	D. Cocchi	at Che., 8/11/12
6	A. Kelly	at Che., 8/11/12
6	D. Roy	at Ham., 7/28/12
6	J. Schwartzman	vs. Cha., 7/14/12
6	D. Snider	vs. Cha., 7/14/12
6	D. Snider	at Ohio, 7/4/12
6	M. Bocklet	at L.I., 6/23/12
6	C. Mattes	vs. Roc., 6/16/12
6	M. Bocklet	vs. Bos., 5/19/12
6	M. Bocklet	vs. L.I., 5/12/12
6	M. Bernier	vs. Ham., 5/5/12
6	M. Bocklet	at Cha., 4/28/12
6	C. Mattes	at Cha., 4/28/12
6	M. Bocklet	at Che., 8/13/11
6	J. Schwartzman	at Che., 8/13/11
6	K. Unterstein	at L.I., 8/6/11
6	M. Bocklet	at L.I., 8/6/11
6	A. Hennessey	vs. Bos., 7/30/11
6	K. Unterstein	at L.I., 6/3/11
6	E. Martin	at L.I., 6/3/11
6	E. Martin	vs. L.I., 5/22/10
6	J. Schwartzman	vs. L.I., 5/22/10
6	G. Snider	at Bos., 8/9/08
6	J. Schwartzman	at Bos., 8/9/08

6	J. Schwartzman	at Chi., 7/29/08
6	M. Bocklet	vs. Chi., 7/26/08
6	Z. Jungers	vs. Chi., 7/26/08
6	G. Snider	at L.A., 7/12/08
6	B. Erwin	vs. S.F., 7/4/08
6	Z. Jungers	vs. N.J., 5/31/08
6	G. Snider	vs. L.A., 5/17/08
6	G. Snider	at S.F., 8/11/07
6	T. Garvey	at S.F., 8/11/07
6	C. Cercy	at L.I., 7/29/06
6	J. Sims	at L.I., 7/29/06
6	A. Smith	at L.A., 7/8/06
6	C. Cercy	at L.A., 7/8/06
6	T. Tierney	at L.A., 7/8/06
5	J. Pennington	vs. Cha., 7/14/12
5	M. Bocklet	vs. Roc., 6/16/12
5	J. Schwartzman	at Ohio, 6/9/12
5	D. Snider	at Ohio, 6/9/12
5	J. Schwartzman	vs. Che., 6/2/12
5	D. Roy	vs. Bos., 5/19/12
5	D. Roy	vs. L.I., 5/12/12
5	T. Kimener	at Cha., 4/28/12
5	M. Bernier	at Cha., 4/28/12
5	A. Hennessey	at Roc., 7/23/11
5	M. Bocklet	vs. Roc., 7/16/11
5	L. Zink	vs. Bos., 7/3/11
5	A. Hennessey	vs. Bos., 7/3/11
5	B. Bitter	at L.I., 6/3/11
5	E. Martin	at L.I., 6/3/11
5	M. Bocklet	at L.I., 6/3/11
5	J. Schwartzman	at Bos., 5/21/11
5	J. Schwartzman	vs. Ham., 5/14/11
5	A. Hennessey	vs. Chi., 8/7/10
5	K. Unterstein	vs. Chi., 7/24/10
5	L. Zink	vs. Che., 7/4/10
5	M. Bocklet	vs. Che., 7/4/10
5	M. Bocklet	at Chi., 6/25/10
5	W. Dalton	at L.I., 6/10/10
5	E. Martin	vs. Tor., 5/29/10
5	M. Bocklet	vs. L.I., 5/22/10
5	S. Walterhoefer	at Bos., 5/15/10
5	N. Watkins	at Tor., 8/8/09
5	M. Bocklet	at L.I., 8/1/09
5	M. Seibald	at L.I., 8/1/09
5	M. Bocklet	at Was., 7/18/09
5	S. Walterhoefer	vs. Bos., 7/4/09
5	N. Watkins	vs. Was., 5/30/09
5	L. Braun	at Bos., 5/22/09
5	G. Snider	vs. Chi., 6/21/08
5	J. Sonke	at L.A., 6/7/08
5	C. Cittadino	vs. L.A., 5/17/08
5	Z. Jungers	vs. L.A., 5/17/08
5	S. McCarthy	at L.I., 7/28/07
5	G. Snider	at L.A., 7/14/07
5	S. McCarthy	at L.A., 7/14/07
5	B. Mundorf	vs. Roc., 6/26/07
5	S. McCarthy	vs. L.A., 6/9/07
5	B. Testa	at L.A., 7/8/06
5	J. Sims	at L.A., 7/8/06
5	M. Law	at L.A., 7/8/06
5	B. Mundorf	at N.J., 6/17/06
5	B. Langtry	vs. S.F., 6/10/06
5	M. Brown	vs. S.F., 6/10/06
5	C. Cercy	at S.F., 5/28/06



ALL-TIME ROSTER

PLAYERS	POS	GP	G	2pG	A	PTS	PIM	PPG	PPA	SHG	GWG	GB	S	SPCT	SOG	FO
Alford, Harry	G	2	0	0	0	0	0	0	0	0	0	1	0	.000	0	0-0
Barrie, Kyle	A	2	2	0	0	2	1	0	0	0	1	2	4	.500	4	0-0
Bastis, Greg	M	6	3	0	0	3	0	0	0	0	0	2	16	.188	10	0-0
Bernier, Matt	D	4	0	0	0	0	.5	0	0	0	0	14	0	.000	0	0-0
Bitter, Billy	A	9	12	0	4	16	3	2	0	0	1	18	39	.308	23	0-0
Bocklet, Chris	A	7	17	0	3	20	0	0	0	0	1	9	31	.548	23	0-0
Bocklet, Matt	D	49	13	0	14	27	9	0	1	0	0	206	44	.295	25	0-0
Bokmeyer, Justin	M	2	1	0	0	1	1	0	0	0	0	0	3	.333	1	0-0
Borell, Jim	M	5	1	0	0	1	0.5	0	0	0	0	4	3	.333	2	0-0
Braun, Lou	FO	13	2	0	2	4	0	0	0	0	0	46	4	.667	4	80-196
Briggs, Colin	M	8	2	0	4	6	0	0	0	0	0	10	14	.143	7	0-0
Brown, Ben	G	4	0	0	0	0	0	0	0	0	0	0	0	.000	0	0-0
Brown, Matt	A	56	138	2	20	160	8	19	1	1	5	47	282	.489	216	0-0
Carlson, Nick	A	1	0	0	0	0	1.5	0	0	0	0	1	1	.000	1	0-0
Celentani, Tom	D	3	0	0	0	0	0	0	0	0	0	3	0	.000	0	0-0
Cercy, Chris	M	12	1	0	0	1	1	0	0	0	0	29	7	.143	3	188-358
Christopher, Brian	M	2	1	0	0	1	3	0	0	0	0	1	2	1.000	1	0-0
Cipriano, Charlie	G	2	0	0	0	0	0	0	0	0	0	0	0	.000	0	0-0
Cittadino, Casey	M	72	5	0	8	13	30	0	0	0	0	69	29	.172	15	0-2
Clausen, Ken	D	8	0	0	0	0	0	0	0	0	0	16	2	.000	1	0-0
Cocchi, Dan	D	4	0	0	0	0	1	0	0	0	0	11	0	.000	0	0-0
Cocozello, Dan	D	6	0	0	0	0	2	0	0	0	0	13	0	.000	0	0-0
Cranston, Ryan	F	2	0	0	0	0	0	0	0	0	0	0	8	.000	4	0-0
Dalton, Will	FO	8	1	0	0	1	0	0	0	0	0	15	2	.500	2	78-195
DeLaney, Sean	M	15	13	1	4	18	0	0	1	0	1	12	46	.283	31	0-0
Downing, Greg	M	2	4	0	0	4	0	0	0	0	1	1	10	.400	6	0-0
Ellis III, Long	D	2	0	0	0	0	0	0	0	0	0	4	0	.000	0	0-0
Errante, Bobby	A	1	1	0	0	1	0	0	0	0	0	1	5	.200	5	0-0
Erwin, Benson	M	35	5	1	15	21	8	0	0	0	0	65	25	.200	15	1-3
Ethington, Tom	D	45	4	0	1	5	20.5	0	0	1	0	59	9	.444	7	0-1
Fassnacht, Adam	F	1	0	0	0	0	0	0	0	0	0	0	0	.000	0	2-2
Fullerton, Adam	G	10	0	0	0	0	0	0	0	0	0	7	0	.000	0	0-0
Garvey, Thomas	D	44	0	0	0	0	5.5	0	0	0	0	50	3	.000	3	0-0
Ghitelman, Adam	G	3	0	0	0	0	0	0	0	0	0	2	0	.000	0	0-0
Giannone, Steve	M	15	9	0	6	15	2	0	0	0	1	21	47	.000	33	0-0
Godfrey, Nolan	FO	1	0	0	0	0	0	0	0	0	0	0	0	.000	0	0-3
Hanna, Matt	A	24	36	3	8	47	2.5	2	0	0	2	20	112	.313	77	0-0
Hardy, Dan	M	20	23	1	22	46	0.5	2	8	0	1	7	74	.311	45	0-1
Harrison, Kyle	M	7	4	0	2	6	2.5	0	0	0	0	5	28	.143	21	0-0
Hennessey, Andrew	FO	16	1	0	0	1	1	0	0	0	0	66	8	.125	4	225-430
Hoff, Ryan	A	2	4	0	0	4	0	1	0	0	0	2	14	.286	10	0-0
Holmes, Steve	D	10	2	0	1	3	2	0	0	0	0	13	5	.400	5	0-0
Holmes, Steven	D	11	2	0	0	2	1	0	0	0	0	14	6	.333	4	0-0
Hopmann, Alex	M	8	11	0	1	12	0	0	0	0	2	3	32	.344	19	0-0
Hughes, Brett	D	1	0	0	0	0	2	0	0	0	0	1	0	.000	0	0-0
Iannucci, Athan	F	1	3	1	0	4	3	1	0	0	0	1	7	.429	3	0-0
Jacovina, Brian	M	2	0	0	1	1	0	0	0	0	0	1	2	.000	1	0-0
Jungers, Zach	D	12	0	0	0	0	1	0	0	0	0	35	1	.000	0	0-0
Kelly, Anthony	FO	5	1	0	3	4	0	0	0	0	0	36	5	.200	2	87-149
Kenney, Nathan	M	2	1	0	0	1	1.5	0	0	0	0	0	1	1.000	1	0-0
Kimener, Terry	M	20	23	1	23	47	3	0	2	0	3	22	81	.284	44	0-0
LaMonica, Michael	M	2	3	0	1	4	0.5	0	1	0	0	5	7	.429	6	0-0
Langtry, Brian	M	63	99	12	75	186	29	10	9	0	5	63	376	.263	234	1-1
Law, Mike	M	21	43	3	15	61	1.5	5	3	0	3	34	141	.305	104	0-0
Lay, Andrew	M	2	0	0	0	0	0	0	0	0	0	0	0	.000	0	0-0
Lindsay, Sean	M	5	7	0	1	8	0	1	0	0	1	2	23	.304	14	0-0



ALL-TIME ROSTER, CONTINUED

PLAYERS	POS	GP	G	2pG	A	PTS	PIM	PPG	PPA	SHG	GWG	GB	S	SPCT	SOG	FO
Lochte, Hunter	M	15	18	0	4	22	0	0	0	0	0	15	42	.429	31	0-0
Loftus, Brendan	M	2	1	0	0	1	0	0	0	0	0	0	3	.333	3	0-0
Martin, Connor	A	7	13	0	4	17	0.5	1	0	0	1	8	32	.406	20	0-0
Martin, Eric	D	24	4	0	2	6	32	0	0	1	0	83	18	.222	11	0-0
Mattes, Chris	FO	6	0	0	0	0	0	0	0	0	0	14	1	.000	1	50-117
Matthews, Mark	A	9	19	0	9	28	0	4	1	0	1	9	48	.396	33	0-0
McBride, Jordan	A	11	29	0	9	38	0	3	0	0	1	10	62	.468	44	0-0
McCarthy, Sean	D	24	2	0	0	2	4	0	0	0	0	38	6	.333	5	0-0
McFadyen, Ryan	D	6	0	0	0	0	1	0	0	0	0	8	0	.000	0	0-0
McGlone, Bill	M	7	9	0	8	17	0	0	2	0	0	3	38	.237	23	0-0
Mezzanotte, Peter	M	1	0	0	1	1	0	0	0	0	0	1	0	.000	0	0-0
Mundorf, Brendan	A	79	206	0	100	306	23	8	26	5	8	124	594	.347	367	0-0
Murray, Joey	A	6	2	0	1	3	2	1	0	0	0	5	25	.080	10	0-0
Myers, Brian	M	1	0	0	0	0	0	0	0	0	0	2	2	.000	0	0-0
ODougherty, Chris	D	11	0	0	0	0	3	0	0	0	0	6	1	.000	0	0-0
Park, Jarett	M	9	3	0	0	3	4.5	0	0	0	0	6	4	.750	4	0-0
Pastirik, Christian	M	3	3	0	0	3	0	0	0	0	0	0	11	.273	6	0-0
Pennington, Justin	M	12	8	0	3	11	1.5	0	0	0	0	32	13	.615	11	27-67
Podgajny, Mike	M	1	0	0	0	0	0	0	0	0	0	0	4	.000	0	0-0
Poillon, Peet	M	23	44	4	17	65	4	3	3	0	3	26	157	.280	83	0-1
Polk, Lucius	F	2	0	0	1	1	0	0	0	0	0	2	0	.000	0	0-0
Powell, Ryan	A	10	15	0	23	38	1	0	3	0	2	9	42	.357	31	0-0
Rewkowski, Matt	M	11	11	0	12	23	0.5	0	0	0	0	9	46	.239	28	0-0
Robarge, Stephen	FO	2	0	0	0	0	0	0	0	0	0	8	0	.000	0	26-56
Romero, Rocco	M	3	0	0	0	0	0	0	0	0	0	0	0	.000	0	0-0
Roy, Dillon	D	30	2	0	1	3	10	0	0	0	0	81	11	.182	9	15-38
Schmidt, Brett	D	7	0	0	0	0	1	0	0	0	0	14	1	.000	0	0-0
Schwartzman, Jesse	G	66	0	0	2	2	7	0	0	0	0	129	2	.000	0	0-0
Seibald, Max	M	28	41	7	11	59	7.5	5	1	1	0	63	146	.281	94	1-3
Sieverts, Jeremy	M	14	26	7	7	40	5	3	1	0	3	14	85	.306	49	0-0
Sims, Josh	M	43	55	9	31	95	10	7	11	2	1	76	220	.250	134	0-0
Skakandi, Brendan	M	1	0	0	0	0	0	0	0	0	0	0	0	.000	0	0-0
Smith, Alex	G	12	0	0	0	0	0	0	0	0	0	9	0	.000	0	0-0
Snider, Drew	M	10	10	1	1	12	.5	0	0	0	0	40	19	.526	15	0-0
Snider, Geoff	FO	25	18	0	7	25	9.5	0	0	0	1	163	56	.321	38	372-729
Sonke, Jeff	M	43	67	12	32	111	15.5	5	3	0	4	54	276	.243	174	0-0
Sothoron, Reed	G	1	0	0	0	0	0	0	0	0	0	2	0	.000	0	0-0
Sowanick, Scott	M	6	3	0	2	5	1	0	0	0	0	7	16	.188	11	0-0
Striebel, Peter	M	5	3	0	1	4	0	0	0	0	0	3	10	.300	7	0-0
Testa, Brandon	D	11	0	0	0	0	2.5	0	0	0	0	24	0	.000	0	0-0
Thompson, Mikey	M	2	0	0	0	0	0	0	0	0	0	1	0	.000	0	0-0
Tierney, Trevor	G	20	0	0	1	1	0.5	0	0	0	0	31	2	.000	1	0-0
Unterstein, Chris	A	2	0	0	3	3	0	0	0	0	0	3	4	.000	4	0-0
Unterstein, Kevin	M	20	2	0	2	4	10	0	0	0	0	56	9	.222	5	6-10
Vaughan, Kevin	M	2	0	0	0	0	0	0	0	0	0	1	1	.000	1	0-0
Vedder, Ethan	D	2	0	0	1	1	0	0	0	0	0	4	1	.000	0	0-0
Vlahakis, Peter	FO	1	0	0	0	0	0	0	0	0	0	0	0	.000	0	0-3
Walterhoefer, Shane	FO	11	0	0	1	1	1	0	0	0	0	25	2	.000	0	120-287
Ward, Mike	M	18	1	0	2	3	3	0	0	0	0	17	8	.500	5	0-0
Watkins, Nate	M	51	15	0	18	33	17	0	0	1	0	64	54	.278	38	0-0
Westervelt, Drew	A	55	112	6	58	176	18.5	21	6	1	6	72	322	.348	224	0-0
Whitty, Trey	D	4	1	0	0	1	0.5	0	0	0	0	6	5	.200	4	0-0
Yevoli, Joe	A	2	3	1	2	6	.5	1	1	0	0	3	6	.500	5	0-0
Young, Marc	M	1	0	0	0	0	0	0	0	0	0	0	0	.000	0	0-1
Zink, Lee	D	82	0	0	0	0	42	0	0	0	0	168	4	.000	1	0-0
Zywicky, Jeff	A	4	6	0	3	9	0	0	0	0	1	4	22	.273	21	0-0



ALL-TIME HONORS AND AWARDS

COACH OF THE YEAR (1)

Coach	Year
Brian Reese	2009

MLL MVP (1)

Player	Year
Brendan Mundorf	2012

GOALIE OF THE YEAR (1)

Player	Year
Jesse Schwartzman	2009

DEF. PLAYER OF THE YEAR (1)

Player	Year
Lee Zink	2012

ROOKIE OF THE YEAR (1)

Player	Year
Dan Hardy	2009

MOST IMPROVED PLAYER OF THE YEAR (1)

Player	Year
Jeremy Sieverts	2012

ALL-MLL (12)

Player	Year
Brendan Mundorf	2012
Lee Zink	2012
Brendan Mundorf	2011
Matt Bocklet	2010
Max Seibald	2010
Lee Zink	2010
Brendan Mundorf	2009
Jesse Schwartzman	2009
Lee Zink	2009
Matt Bocklet	2009
Brian Langtry	2008
Mike Law	2006
Jeff Sonke	2006

OFF. PLAYER OF THE WEEK (14)

Player	(Wk.)	Year
Jeremy Sieverts	(1)	2012
Brendan Mundorf	(7)	2012
Brendan Mundorf	(11)	2012
Brendan Mundorf	(12)	2011
Brendan Mundorf	(5)	2011
Brendan Mundorf	(1)	2011
Brendan Mundorf	(12)	2010

Matt Brown	(4)	2010	Jesse Schwartzman	2011
Max Seibald	(2)	2010	Max Seibald	2011
Dan Hardy	(6)	2009	Drew Westervelt	2011
Brendan Mundorf	(2)	2009	Lee Zink	2011
Matt Brown	(10)	2008	Matthew Bocklet	2010
Brian Langtry	(6)	2008	Adam Fullerton	2010
Mike Law	(3)	2006	Dan Hardy	2010

DEF. PLAYER OF THE WEEK (10)

Player	(Wk.)	Year
Jesse Schwartzman	(2)	2012
Jesse Schwartzman	(14)	2012
Jesse Schwartzman	(3)	2011
Jesse Schwartzman	(2)	2011
Matt Bocklet	(8)	2010
Geoff Snider	(1)	2008
Jesse Schwartzman	(11)	2009
Jesse Schwartzman	(6)	2009
Jesse Schwartzman	(4)	2009
Geoff Snider	(7)	2007
Chris Cercy	(9)	2006
Lee Zink	(3)	2006

ROOKIE OF THE WEEK (11)

Player	(Wk.)	Year
Stephen Robarge	(3)	2012
Mark Matthews	(5)	2012
Chris Bocklet	(6)	2012
Chris Bocklet	(9)	2012
Mark Matthews	(10)	2012
Mark Matthews	(12)	2012
Mark Matthews	(13)	2012
Billy Bitter	(3)	2011
Andrew Hennessey	(8)	2010
Connor Martin	(10)	2010
Jesse Schwartzman	(6)	2007
Brendan Mundorf	(6)	2006

MLL ALL-STARS (42)

Player	Year
Peet Poillon	2012
Jeremy Sieverts	2012
Brendan Mundorf	2012
Jesse Schwartzman	2012
Lee Zink	2012
Eric Martin	2011
Brendan Mundorf	2011
Peet Poillon	2011
Jesse Schwartzman	2011
Max Seibald	2010
Drew Westervelt	2010
Lee Zink	2010
Brendan Mundorf	2009
Brian Langtry	2009
Brian Reese	2009
Drew Westervelt	2009
Jesse Schwartzman	2009
Kyle Harrison	2009
Matthew Bocklet	2009
Max Seibald	2009
Benson Erwin	2008
Brendan Mundorf	2008
Brian Langtry	2008
Brian Reese	2008
Jeff Sonke	2008
Jesse Schwartzman	2008
Lee Zink	2008
Matt Hanna	2008
Ryan Powell	2008
Benson Erwin	2007
Brendan Mundorf	2007
Brian Langtry	2007
Geoff Snider	2007
Jeff Sonke	2007
Josh Sims	2007
Lee Zink	2007
Trevor Tierney	2007
Chris Cercy	2006
Jeff Sonke	2006
Josh Sims	2006





**major league
lacrosse**

Major League Lacrosse Corporate Offices

20 Guest Street, Suite 125
Boston, MA 02135

Telephone: (617) 746-2233 • **Fax:** (617) 746-9988

Website: www.majorleaguelacrosse.com

MLL LEAGUE OFFICE DIRECTORY

Jake Steinfeld.....	League Founder
David Gross.....	Commissioner
Kerry Pucillo.....	Sponsorship Fulfillment, Special Events and Intellectual Property Manager
Christopher Day.....	Broadcast and Digital Media Manager
John Cunningham.....	Lacrosse Operations Manager
Marco Rosa.....	Marketing & Public Relations Manager
Ryan Sweeney.....	Multimedia Specialist
Amy Saulen.....	League Accountant
Alex Fitzpatrick.....	Marketing Consultant
Cassie Watson.....	Graphic Designer

MLL PUBLIC RELATIONS DIRECTORY

MLL Office.....	Marco Rosa, 617-787-6634 (marco.rosa@majorleaguelacrosse.com)
Boston Cannons.....	Megan Mulcahy, 617-746-9933, ext. 2617 (megan@bostoncannons.com)
Charlotte Hounds.....	Jillian Fay, 704-206-1515 (jfay@charlottehounds.com)
Chesapeake Bayhawks.....	Lindsey Burns, 443-482-6094 (lburns@thebayhawks.com)
Denver Outlaws.....	Stuart Zaas, 303-264-5624 (stuart.zaas@denveroutlaws.com)
Hamilton Nationals.....	Craig Rybczynski, 585-454-4295 ext. 3008 (craig.rybczynski@knighthawks.com)
New York Lizards.....	Marie Letterii, 516-742-1180 ext. 305 (mletterii@nylizards.com)
Ohio Machine.....	Megan Danner, 614-754-1973 (mdanner@theohiomachine.com)
Rochester Rattlers.....	Nathan Snyder, 585-454-4295 ext. 3023 (n.snyder@rochesterrattlers.com)



MLL CLUB DIRECTORY

BOSTON CANNONS

VP & General Manager Kevin Barney
Head Coach Steve Duffy
Venue Harvard Stadium, Harvard University
Main Office 617-746-9933
Website www.bostoncannons.com

CHARLOTTE HOUNDS

President / Managing Partner Jim McPhilliamy
COO/Director of Player Personnel Wade Leaphart
Head Coach Mike Cerino
Venue American Legion Memorial Stadium
Main Office 704-980-2999
Website www.charlottehounds.com

CHESAPEAKE BAYHAWKS

Owner Brendan Kelly
President/Head Coach Dave Cottle
Venue Navy-Marine Corps Memorial Stadium
Main Office 443-482-6094
Website www.thebayhawks.com

DENVER OUTLAWS

President and CEO Pat Bowlen
V.P. Edge Sports & Entertainment Mac Freeman
General Manager Tony Seaman
Head Coach Jim Stagnitta
Venue Sports Authority Field at Mile High
Main Office 303-688-5297
Website www.denveroutlaws.com

HAMILTON NATIONALS

Owner Curt Styres
General Manager Stu Brown
Head Coach Dave Huntley
Venue Ron Joyce Stadium at McMaster University
Main Office 905-768-2225
Website www.nationallacrosse.com

NEW YORK LIZARDS

CEO Jeff Rudnick
General Manager Casey Hilpert
Head Coach Joe Spallina
Venue Shuart Stadium
Main Office 516-742-1180
Website www.nylizards.com

OHIO MACHINE

President / General Manager John Algie
Head Coach Ted Garber
Venue Selby Stadium
Main Office 614-754-1973
Website www.theohiomachine.com

ROCHESTER RATTLERS

General Manager Rob Clark
Vice President and Assistant GM Nathan Snyder
Head Coach Tim Soudan
Venue Sahlen's Stadium
Main Office 585-454-4295 ext. 3023
Website www.rochesterrattlers.com



MLL OVERVIEW

Background: During the summer of 1998, Jake “Body By Jake” Steinfeld was inspired to start a professional outdoor lacrosse league after reading a magazine article about the growth of the sport of lacrosse. Steinfeld sought out a contributor to the article, Owner and President of Warrior Lacrosse Dave Morrow, a leading lacrosse equipment manufacturer, to discuss formation of such a league.

In February 1999 Steinfeld and Morrow joined forces with Steinfeld’s friend and business associate Tim Robertson, Chairman of Bay Shore Enterprises and former CEO of the Family Channel, to form Major League Lacrosse, LLC, a Virginia limited liability company. In 2003, New Balance Athletic Shoe Inc. came on board as a Founding Member of Major League Lacrosse, as well as an Anchor Level League Sponsor.

Major League Lacrosse began play in 2001 to capitalize on the growing demand for world-class field lacrosse driven by dramatic growth in the U.S. lacrosse market. The MLL was praised and heralded for its on-field play, regarded as the best ever seen. With a year-on-year attendance increase, Major League Lacrosse has continued to lead the sport of lacrosse into the mainstream of competitive team sports.

The Teams: MLL is comprised of eight teams across the US and Canada. The Boston Cannons, Chesapeake Bayhawks (formerly Baltimore and Washington), New York Lizards (formally Long Island) and Rochester Rattlers are original teams starting in 2001. The Denver Outlaws began play in 2006 as part of the League’s western expansion. The Hamilton Nationals (formerly Toronto) joined MLL in 2009 as the League’s first international team. The Charlotte Hounds and Ohio Machine began play in 2012 as a part of the League’s expansion initiative to have 16 teams in the next decade

The Players: Major League Lacrosse boasts the best 230 lacrosse players in the world. They hail from some of the top academic institutions, including Princeton, Johns Hopkins, Syracuse, Duke, and Virginia. MLL icons include Casey Powell, Jesse Hubbard, John Grant Jr., Mark Millon and Brodie Merrill.

The League also features current stars in lacrosse such as Paul Rabil, Ned Crotty, Brendan Mundorf, Brodie Merrill, Jovan Miller, Steele Stanwick and Matt Danowski.

The Season: The 2013 Major League Lacrosse season consists of a total of 56 regular season games running from April to August with the following league-run special events: The Major League Lacrosse Collegiate Draft (January 11), MLL All-Star Weekend (July 12-13), and the MLL Championship Weekend (August 24 & 25). The thirteenth season of MLL action begins April 27, 2013.

The Game: Major League Lacrosse has implemented some innovative dynamics to the traditional game of field lacrosse that bring the sport into the next millennium. MLL rule changes include the addition of a two-point goal line located 16 yards from each goal and a 60-second shot clock.

Anchor Level Partners: Warrior Lacrosse, Coke-Zero

Official Partners: Brine, Cascade, POWERADE, Great Atlantic Lacrosse Company, Ford and Body by Jake Global.



MLL OVERVIEW, CTD.

Sponsorship: A full range of integrated sponsorship packages are available. Partnerships can include league/team category exclusivity, special events rights, corporate branding on player uniforms, national TV commercial units and in-game TV features, field signage, SLASH Magazine ads, web site banners, tickets/hospitality, game footage, photo usages, player appearances, customized activation, and cross-promotional programs.

Television: ESPN2 has been the national television home of Major League Lacrosse since 2003, when the two parties agreed on a two-year commitment. In 2004, ESPN aired the New Balance Championship Game, making it the first live national telecast of a Major League Lacrosse competition. Today, MLL and ESPN's relationship is the longest commitment that any television outlet has given to a lacrosse entity.

The partnership between the MLL and ESPN continued to grow when on June 9, 2007, ESPN360.com, ESPN's signature broadband network, streamed its first MLL game live from Sports Authority Field at Mile High. ESPN360.com went on to stream 5 more MLL events that season. In 2008, all 64 MLL games, including the All-Star game, both, Semi-Finals, and the NB ZIP MLL Championship Game were streamed live on ESPN360.com. After airing live, the games were archived on the website for a period of one week.

In 2008, MLL licensed its broadcast and digital media rights to Lax United Marketing (LUM). The 2008 season also marked the first time in League history that every regular season MLL game was broadcast live on regional sports networks throughout the country. Lax United Marketing syndicated every game not available on ESPN2, including the second MLL Semi-Final from Boston to top regional sports networks such as Comcast Sports Net, Fox Sports Net, Cox Sports, Time Warner Cable, Charter Communications, Brighthouse, Charter Sports and CN8. In 2010, ESPN2 aired a total of 6 MLL games, including live broadcasts of the All-Star Game (July 8) from Boston, as well as the first Semi-Final game (August 21) and the MLL Championship Game presented by Warrior (August 22) from Annapolis.

In 2011, all 36 regular season games in addition to the 2011 Sports Authority MLL All-Star Game (July 9) and the 2011 Sports Authority MLL Championship Weekend presented by Warrior (August 27 and 28), were broadcast in syndication. Every MLL game was streamed live on ESPN3.com in HD, and a total of six MLL games including the All-Star Game and the Championship Weekend were broadcast live on ESPN2.

In 2012, MLL announced a major television agreement with CBS Sports Network that brought 14 live games in HD to CBS along with all 18 episodes of "Inside the MLL." Six games also aired live on ESPN2, bringing the total number of nationally televised live games to 20 last season. ESPN3 also streamed 46 live games on ESPN3.com.

This Season: MLL recently announced an increase to their television agreement with CBS Sports Network that will bring 20 live games, up from 14 in 2012, in HD to CBS along with all 18 episodes of "Inside the MLL," the league's 30-minute magazine show. Additionally, six games will again be aired live on ESPN2, which brings the total number of nationally televised live games to 26 in the 2013 season. Please visit www.majorleaguelacrosse.com/watchMLL for more information.



MLL YEAR-BY-YEAR HISTORY

2012

2012 MLL LEADERS

Points.....	72, Rabil, Bos.
Goals.....	38, Poskay, Bos.
Assists.....	39, Boyle, Bos.
Two-Point Goals.....	15, Dixon, Che.
Ground Balls.....	124, Gurenlian, L.I.
Shots on Goal.....	85, Rabil, Bos.
Faceoff Pct.602, Gurenlian, L.I.
PPG.....	9, Poskay, Bos.
SHG.....	2, Four Players
GWG.....	4, Rabil, Bos./Kimmel, Che.
Penalty Minutes.....	18, Spallina, Che.
Saves.....	185, Ghitelman, Cha.
Save Pct.551, Ghitelman, Cha.
Goals Agst. Avg.....	10.5, Turner, Che.

2012 MLL STANDINGS

Team	W	L	GB	PCT	GF	GA	H	A
Denver	11	3	-	.786	229	168	5-2	6-1
Chesapeake	10	4	1	.714	202	156	5-2	5-2
Boston	9	5	2	.643	217	172	5-2	4-3
Long Island	8	6	3	.571	178	174	5-2	3-4
Rochester	7	7	4	.500	170	184	5-2	2-5
Charlotte	5	9	6	.357	160	214	3-4	2-5
Hamilton	4	10	7	.286	172	210	2-5	2-5
Ohio	2	12	9	.143	175	225	1-6	1-6

2012 MLL PLAYOFFS

#1 Denver	Denver (13-12)	
#4 Long Island		Chesapeake (16-6)
#2 Boston	Chesapeake (16-10)	
#3 Chesapeake		

2012 MLL AWARDS

MVP	Brendan Mundorf, Den.	Coach of the Year	Joe Spallina, L.I.
Defensive Player of the Year	Lee Zink, Den.	Most Improved Player	Jeremy Sieverts, Den.
Offensive Player of the Year	Paul Rabil, Bos.	Rookie of the Year	Matt Gibson, L.I.
Goalkeeper of the Year	Drew Adams, L.I.		

All-MLL Team

Attack: Ned Crotty (Rochester), **Brendan Mundorf (Denver)**, Ryan Boyle (Boston)
Midfield: Paul Rabil (Boston), Kyle Dixon (Chesapeake), Max Seibald (Long Island)
Defense: Brodie Merrill (Hamilton), Kyle Hartzell (Ohio), Michael Evans (Chesapeake), **Lee Zink (Denver)**
Goalkeeper: Drew Adams (Long Island)
Face-off Specialist: Greg Gurenlian (Long Island)

2012 MLL TEAM STATISTICS

TEAM	GB	Shots	SPCT	SOG	Faceoffs	FOPCT
Boston	485	687	0.301	421	245-417	0.588
Charlotte	423	577	0.253	335	146-401	0.364
Chesapeake	430	643	0.271	391	196-369	0.531
Denver	482	621	0.348	385	205-430	0.477
Hamilton	474	555	0.301	360	225-414	0.543
Long Island	503	584	0.283	342	230-384	0.599
Ohio	389	564	0.284	354	191-418	0.457
Rochester	427	578	0.272	348	169-381	0.444

2012 MLL ATTENDANCE

TEAM	TOTAL	AVG
Boston	67,534.....	9,647
Chesapeake.....	66,668.....	9,524
Denver.....	59,471	8,495
Charlotte	39,988.....	5,712
Rochester	25,548.....	3,649
Ohio	24,876.....	3,553
Long Island	17,147.....	2,449
Hamilton.....	12,864.....	1,837
TOTALS:.....	314,096	5,608



MLL YEAR-BY-YEAR HISTORY

2011

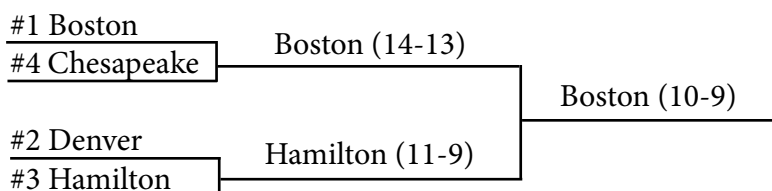
2011 MLL LEADERS

Points.....52, Crotty, Roc./Rabil, Bos.
Goals..... 30, Mundorf, Den./Poskay, Bos.
Assists..... 21, N. Crotty, Roc.
Two-Point Goals..... 7, M. Danowski, L.I.
Ground Balls..... 77, B. Merrill, Ham.
Shots on Goal..... 86, P. Rabil, Bos.
Faceoff Pct.595, C. Eck, Bos.
PPG..... 7, Westervelt, Den./Catalino, Roc.
SHG.....3, B. Mundorf, Den.
GWG..... 3, B. Ross, Bos.
Penalty Minutes..... 20.5, B. Spallina, L.I.
Saves.....176, D. Adams, Den.
Goals Agst. Avg... 9.9, J. Schwartzman, Den.

2011 MLL STANDINGS

Team	W	L	GB	PCT	GF	GA	H	A
Boston	9	3	-	.750	173	142	4-2	5-1
Denver	7	5	2	.583	156	135	2-4	5-1
Hamilton	7	5	2	.583	155	150	2-4	5-1
Chesapeake	6	6	3	.500	139	162	2-4	4-2
Chicago	5	7	4	.417	138	151	3-3	2-4
Toronto	2	10	7	.167	143	164	1-5	1-5

2011 MLL PLAYOFFS



2011 MLL AWARDS

MVPPaul Rabil, Bos.
Defensive Player of the Year.. Brodie Merrill, Tor.
Offensive Player of the YearPaul Rabil, Bos.
Sportsman of the Year..... Greg Bice, Roc.

Goalkeeper of the Year Drew Adams, L.I.
Coach of the Year Bill Daye, Bos.
Most Improved Player Stephen Peyser, L.I.
Rookie of the Year Jeremy Boltus, Ham.

All-MLL Team

Attack: Ned Crotty (Rochester), **Brendan Mundorf (Denver)**, Matt Danowski (Long Island)

Midfield: Paul Rabil (Boston), Stephen Peyser (Long Island), Joe Walters (Hamilton)

Defense: Brodie Merrill (Hamilton), Kyle Sweeney (Boston), Michael Evans (Chesapeake), Mitch Belisle (Boston)

Goalkeeper: Drew Adams (Long Island)

Face-off Specialist: Chris Eck (Boston)

2011 MLL TEAM STATISTICS

TEAM	GB	Shots	SPCT	SOG	Faceoffs	FOPCT
Boston	368	567	.289	368	190-340	.559
Chesapeake	398	528	.244	296	181-333	.544
Denver	400	529	.284	323	161-319	.505
Hamilton	410	478	.316	310	172-340	.506
Long Island	399	507	.245	311	137-310	.442
Rochester	352	488	.275	306	147-334	.440

2011 MLL ATTENDANCE

TEAM	TOTAL	AVG
Denver	73,989	12,331
Boston	51,971.....	8,661
Chesapeake	48,968.....	8,161
Rochester	25,842.....	4,307
Long Island	22,966.....	3,827
Hamilton	7,287.....	1,214
TOTALS:	231,023	6,417



MLL YEAR-BY-YEAR HISTORY

2010

2010 MLL LEADERS

Points.....	52, M. Poskay, Bos.
Goals.....	45, M. Poskay, Bos.
Assists.....	25, R. Boyle, Bos.
Two-Point Goals.....	11, K. Dixon, Che.
Ground Balls.....	61, C. Eck, Bos.
Shots on Goal.....	72, M. Poskay, Bos.
Faceoff Percentage	590, A. Smith, Was.
Power-Play Goals	10, M. Poskay, Bos.
Shorthanded Goals.....	2, K. Dixon, Che.
Game-Winning Goals	4, M. Poskay, Bos.
Penalty Minutes.....	18, G. Snider, Tor.
Saves.....	176, K. Turner, Bos.
Goals Agst. Avg.....	11.5, D. Adams, L.I.

2010 MLL STANDINGS

Team	W	L	GB	PCT	GF	GA	H	A
Denver	8	4	-	.667	158	148	5-1	3-3
Boston	8	4	-	.667	174	141	5-1	3-3
Long Island	7	5	1	.583	141	139	4-2	3-3
Chesapeake	6	6	2	.500	161	158	3-3	3-3
Chicago	4	8	4	.333	157	171	3-3	1-5
Toronto	3	9	5	.250	132	166	1-5	2-4

2010 MLL PLAYOFFS

#1 Boston	Chesapeake (13-9)
#4 Chesapeake	Chesapeake (13-9)
#2 Denver	Long Island (16-12)
#3 Long Island	

2010 MLL AWARDS

MVP Matt Poskay, Bos.
Defensive Player of the Year.. Brodie Merrill, Tor.
Offensive Player of the Year Matt Poskay, Bos.
Sportsman of the Year..... Tim Goettelmann, L.I.

Goalkeeper of the Year Kip Turner, Bos.
Coach of the Year Jim Mule, L.I.
Most Improved Player Peet Poillon, Che.
Rookie of the Year Ned Crotty, Chi.

All-MLL Team

Attack: Matt Poskay (Boston), Mike Leveille (Chicago), Matt Danowski (Long Island)

Midfield: Paul Rabil (Boston), Peet Poillon (Chesapeake), **Max Seibald (Denver)**

Defense: Brodie Merrill (Toronto), Michael Evans (Chesapeake), **Lee Zink (Denver), Matt Bocklet (Denver)**

Goalkeeper: Drew Adams (Long Island)

Face-off Specialist: Alex Smith (Chesapeake)

2010 MLL TEAM STATISTICS

TEAM	GB	Shots	SPCT	SOG	Faceoffs	FOPCT
Boston	357	560	.311	367	178-332	.536
Chesapeake	324	578	.279	368	204-365	.559
Chicago	358	538	.292	334	181-367	.493
Denver	357	539	.293	328	166-352	.472
Long Island	361	508	.278	304	168-327	.514
Toronto	325	456	.289	302	148-333	.444

2010 MLL ATTENDANCE

TEAM	TOTAL	AVG
Denver	64,669	10,778
Boston	49,540	8,256
Chesapeake	26,474	4,412
Long Island	18,786	3,131
Toronto	16,379	2,729
Chicago	14,185	2,364
TOTALS:	190,033	5,278



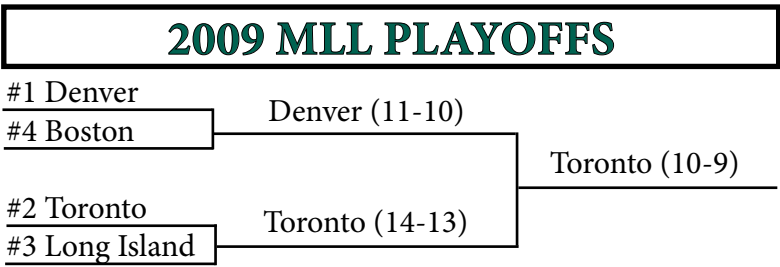
2009

2009 MLL LEADERS

Points.....	53, P. Rabil, Bos.
Goals.....	44, M. Thomson, Tor.
Assists.....	23, R. Boyle, Bos.
Two-Point Goals.....	10, K. Dixon, Che.
Ground Balls.....	87, G. Snider, Tor.
Shots on Goal.....	68, P. Rabil, Bos.
Faceoff Percentage	590, A. Smith, Was.
Power-Play Goals	9, S. Berger, L.I.
Shorthanded Goals.....	1, Several Players
Game-Winning Goals ..	3, B. Langtry, Den.
Penalty Minutes.....	16:30, G. Snider, Tor.
Saves.....	176, K. Turner, Bos.
Goals Agst. Avg. ...	11.3, J. Schwartzman, Den.

2009 MLL STANDINGS

Team	W	L	GB	PCT	GF	GA	H	A
Denver	9	3	-	.750	166	138	4-2	5-1
Toronto	7	5	2	.583	184	172	4-2	3-3
Boston	6	6	3	.500	173	150	3-3	3-3
Long Island	6	6	3	.500	125	144	3-3	3-3
Washington	5	7	4	.417	148	175	2-4	3-3
Chicago	3	9	6	.250	159	176	2-4	1-5



2009 MLL AWARDS

MVPPaul Rabil, Bos.
Defensive Player of the Year.. Brodie Merrill, Tor.
Offensive Player of the YearPaul Rabil, Bos.
Sportsman of the Year.....Tim Goettelmann, L.I.

Goalkeeper of the Year..Jesse Schwartzman, Den.
Coach of the YearBrian Reese, Den.
Most Improved Player..... Chris Eck, Bos.
Rookie of the Year..... Dan Hardy, Den.

All-MLL Team

Attack: Merrick Thomson (Toronto), Kevin Leveille (Chicago), **Brendan Mundorf (Denver)**
Midfield: Paul Rabil (Boston), Kyle Dixon (Washington), Joe Walters (Toronto)
Defense: Brodie Merrill (Toronto), Kyle Sweeney (Boston), **Lee Zink (Denver), Matt Bocklet (Denver)**
Goalkeeper: Jesse Schwartzman (Denver)
Face-off Specialist: Alex Smith (Washington)

2009 MLL TEAM STATISTICS

TEAM	GB	Shots	SPCT	SOG	Faceoffs	FOPCT
Boston	377	566	.306	371	196-359	.546
Chicago	278	515	.309	334	169-362	.467
Denver	296	546	.304	336	135-348	.388
Long Island	377	463	.270	283	159-313	.508
Toronto	410	536	.343	365	199-398	.500
Washington	271	595	.249	379	217-370	.586

2009 MLL ATTENDANCE

TEAM	TOTAL	AVG
Denver	60,764	10,127
Boston	48,478.....	8,079
Washington	26,518.....	4,419
Long Island	25,822.....	4,303
Toronto	23,080.....	3,846
Chicago	15,414.....	2,569
TOTALS:	200,076	5,557



2008

2008 MLL LEADERS

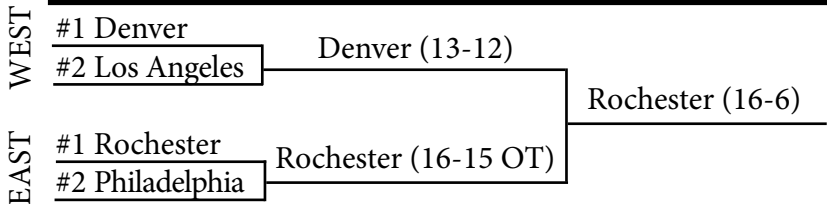
Points.....	64, J. Grant Jr., Roc.
Goals.....	47, J. Grant Jr., Roc.
Assists.....	29, C. Gill, Was.
Two-Point Goals.....	5, K. Dixon, Was.
Ground Balls.....	100, P. Vlahakis, L.I.
Shots on Goal.....	93, J. Grant Jr., Roc.
Faceoff Percentage.....	630, A. Smith, Was.
Power-Play Goals.....	8, K. Leveille, Chi.
Shorthanded Goals.....	1, Several Players
Game-Winning Goals....	3, M. Poskay, Bos.
Penalty Minutes.....	20:30, J. Reid, Roc.
Saves.....	176, K. Turner, Bos.
Goals Agst. Avg.....	12.8, M. Jarboe, L.A.

2008 MLL STANDINGS

Western Conference								
Team	W	L	GB	PCT	GF	GA	H	A
Denver	8	4	-	.667	173	160	6-0	2-4
Los Angeles	7	5	1	.583	173	157	3-3	4-2
San Francisco	4	8	4	.333	149	173	2-4	2-4
Chicago	3	9	5	.250	158	168	3-3	0-6

Eastern Conference								
Team	W	L	GB	PCT	GF	GA	H	A
Rochester	9	3	-	.750	202	161	4-2	5-1
Philadelphia	7	5	2	.583	166	173	3-2	4-3
Boston	7	5	2	.583	182	166	4-3	3-2
New Jersey	6	6	3	.500	171	179	2-4	4-2
Long Island	5	7	4	.417	188	194	2-4	3-3
Washington	4	8	5	.333	156	187	2-4	2-4

2008 MLL PLAYOFFS



2008 MLL AWARDS

<p>MVP.....John Grant Jr., Roc.</p> <p>Defensive Player of the Year...Brodie Merrill, Tor.</p> <p>Offensive Player of the Year...John Grant Jr., Roc.</p> <p>Sportsman of the Year..... Tom Zummo, Bos.</p>	<p>Goalkeeper of the Year.....Mickey Jarboe, L.A.</p> <p>Coach of the Year..... Tony Resch, Phi.</p> <p>Most Improved Player.....Merrick Thomson, N.J.</p> <p>Rookie of the Year..... Kevin Huntley, L.A.</p>
---	---

All-MLL Team

Attack: John Grant, Jr. (Rochester), Kevin Leveille (Chicago), Merrick Thomson (New Jersey)
Midfield: **Brian Langtry (Denver)**, Matt Striebel (Philadelphia), Joe Walters (Rochester)
Defense: Eric Martin (San Francisco), Brodie Merrill (Rochester), Kyle Sweeney (Philadelphia)
Goalkeeper: Mickey Jarboe (Los Angeles), Rob Scherr (New Jersey)
Face-off Specialist: Alex Smith (Rochester)

2008 MLL TEAM STATISTICS

TEAM	GB	Shots	SPCT	SOG	Faceoffs	FOPCT
Philadelphia	362	557	.298	366	180-386	.466
Boston	419	617	.295	421	176-393	.448
Chicago	417	498	.317	339	177-372	.476
Denver	378	526	.329	359	186-385	.483
Long Island	493	604	.311	383	250-429	.583
Los Angeles	415	617	.280	386	184-376	.489
New Jersey	403	528	.324	332	168-397	.423
Rochester	487	548	.369	401	250-399	.627
San Francisco	376	522	.285	342	199-368	.541
Washington	372	543	.287	362	174-387	.450

2008 MLL ATTENDANCE

TEAM	TOTAL	AVG
Denver	65,118	10,853
Boston	58,191.....	8,313
Washington	24,926.....	4,154
Los Angeles	21,885.....	3,647
Long Island	21,330.....	3,555
Philadelphia	17,573.....	3,514
Rochester	20,430.....	3,405
San Francisco .	16,851.....	2,808
Chicago	13,116.....	2,186
New Jersey	11,522.....	1,920
TOTALS:	270,942	4,515



2007

2007 MLL LEADERS

Points.....	71, J. Grant Jr., Roc.
Goals.....	44, J. Grant Jr., Roc.
Assists.....	47, S. Ford, L.A.
Two-Point Goals.....	5, S. Lindsay, L.A.
Ground Balls.....	101, B. Merrill, Roc.
Shots on Goal.....	92, J. Grant Jr., Roc.
Faceoff Percentage596, P. Vlahakis, L.I.
Power-Play Goals	7, K. Leveille, Chi.
Shorthanded Goals.....	1, Several Players
Game-Winning Goals	4, R. Boyle, Phi. R. Colsey, Phi.
Penalty Minutes.....	14:00, Z. Heffner, Chi.
Saves.....	207, C. Garrity, Was.
Goals Agst. Avg.....	11.1, M. Jarboe, L.A.

2007 MLL STANDINGS

Western Conference								
Team	W	L	GB	PCT	GF	GA	H	A
Los Angeles	9	3	-	.750	190	138	6-0	3-3
Denver	7	5	2	.583	190	174	5-1	2-4
San Francisco	4	8	5	.333	157	180	3-3	1-5
Chicago	3	9	6	.250	162	218	3-3	0-6

Eastern Conference								
Team	W	L	GB	PCT	GF	GA	H	A
Rochester	9	3	-	.750	208	153	5-1	4-2
Philadelphia	9	3	-	.750	175	139	6-0	3-3
Long Island	5	7	4	.417	156	162	4-2	1-5
Boston	5	7	4	.417	169	179	3-3	2-4
Washington	5	7	4	.417	134	190	2-4	3-3
New Jersey	4	8	5	.333	155	163	3-3	1-5

2007 MLL PLAYOFFS

#1 Philadelphia	Philadelphia (13-12 OT)
#4 Denver	Philadelphia (16-13)
#2 Los Angeles	Los Angeles (15-14)
#3 Rochester	

2007 MLL AWARDS

MVP.....	John Grant Jr., Roc.	Goalkeeper of the Year.....	Brian Dougherty, Phi.
Defensive Player of the Year...	Brodie Merrill, Tor.	Coach of the Year	John Tucker, L.A.
Offensive Player of the Year ...	John Grant Jr., Roc.	Most Improved Player.....	Spencer Ford, L.A.
Sportsman of the Year.....	Greg Bice, L.A.	Rookie of the Year	Alex Smith, Roc.

All-MLL Team

Attack: Ryan Boyle (Philadelphia), Spencer Ford (Los Angeles), John Grant, Jr. (Rochester)
Midfield: Kyle Dixon (Washington), Sean Lindsay (Los Angeles), Matt Striebel (Philadelphia)
Defense: Brodie Merrill (Rochester), Brian Spallina (Philadelphia), Kyle Sweeney (Philadelphia)
Goalkeeper: Brian Dougherty (Philadelphia)
Face-off Specialist: Alex Smith (Rochester)

2007 MLL TEAM STATISTICS

TEAM	GB	Shots	SPCT	SOG	Faceoffs	FOPCT
Boston	415	564	341	.605	184-392	.469
Chicago	421	512	348	.680	203-427	.475
Denver	347	581	402	.692	223-419	.532
Long Island	426	561	359	.640	212-366	.579
Los Angeles	413	638	404	.633	192-372	.516
New Jersey	396	556	347	.624	150-364	.412
Philadelphia	394	557	365	.655	193-358	.539
Rochester	471	596	429	.720	233-415	.561
San Francisco	411	512	346	.676	181-385	.470
Washington	374	538	327	.608	165-371	.445

2007 MLL ATTENDANCE

TEAM	TOTAL	AVG
Denver	63,552	10,592
Boston	51,551.....	8,591
Long Island	26,588.....	4,431
Rochester	23,563.....	3,927
Los Angeles ...	21,799.....	3,633
San Francisco .	18,752.....	3,125
Washington ...	16,879.....	2,813
New Jersey	15,883.....	2,647
Philadelphia ...	13,756.....	2,292
Chicago	13,460.....	2,243
TOTALS:	265,783	4,429



2006

2006 MLL LEADERS

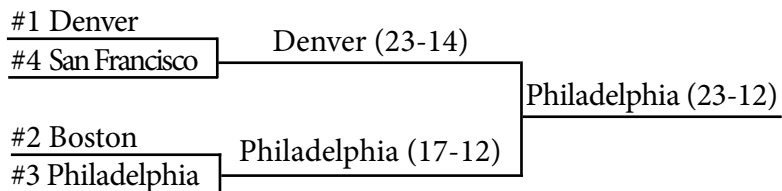
Points.....	62, C. Gill, Bos.
Goals.....	38, M. Brown, Den.
Assists.....	33, C. Gill, Bos.
Two-Point Goals.....	8, J. Sonke, Den.
Ground Balls.....	101, A. Corno, N.J.
Shots on Goal.....	78, M. Millon, Bal.
Faceoff Percentage602, P. Vlahakis, L.I.
Power-Play Goals	7, M. Millon, Bal. M. Alrich, S.F.
Shorthanded Goals.....	2, J. Grant Jr., Roc.
Game-Winning Goals	4, B. Prager, Phi. R. Colsey, Phi.
Penalty Minutes.....	10:30, J. Grant Jr., Roc.
Saves.....	228, T. Johnson, L.A.
Goals Agst. Avg.....	11.4, C. Cattrano, L.I.

2006 MLL STANDINGS

Western Conference									
Team	W	L	PTS	PCT	GF	GA	H	A	
Denver	10	2	20	.833	197	148	4-2	6-0	
San Francisco	7	5	14	.583	179	170	3-3	4-2	
Los Angeles	6	6	12	.500	148	150	2-4	4-2	
Chicago	0	12	0	.000	126	196	0-6	0-6	

Eastern Conference									
Team	W	L	PTS	PCT	GF	GA	H	A	
Philadelphia	10	2	20	.833	172	136	5-1	5-1	
Boston	8	4	16	.667	177	162	5-1	3-3	
Long Island	5	7	10	.417	147	139	3-3	2-4	
New Jersey	5	7	10	.417	169	166	4-2	1-5	
Rochester	5	7	10	.417	152	159	4-2	1-5	
Baltimore	4	8	8	.333	156	197	4-2	0-6	

2006 MLL PLAYOFFS



2006 MLL AWARDS

MVP.....Ryan Powell, S.F.	Goalkeeper of the Year.....Brian Dougherty, Phi.
Defensive Player of the Year...Brodie Merrill, Tor.	Coach of the Year Tony Resch, Phi.
Offensive Player of the YearRyan Powell, S.F.	Most Improved Player..... John Christmas, Bos.
Sportsman of the Year.....Michael Culver, Chi.	Rookie of the YearMatt Ward, Bal.

MLL All-Star Team

Attack: Conor Gill (Bos.), John Grant Jr. (Roc.), Jesse Hubbard (N.J.), Kevin Leveille (Chi.), Mark Millon (Was.)
Midfield: Mike Battista (Bos.), **Chris Cercy (Den.)**, Dan Cocchi (L.A.), Andy Corno (N.J.), Adam Doneger (N.J.), Chris Fiore (Bos.), Mike Law (Den.), Chris Rotelli (S.F.), **Josh Sims (Den.)**, **Jeff Sonke (Den.)**
Defense: Ryan McClay (N.J.), Brodie Merrill (Roc.), Shawn Nadelen (Was.), Chris Passavia (Bos.), Brian Spallina (Phi.)
Goalkeepers: Greg Cattrano (L.I.), Tillman Johnson (L.A.)

2006 MLL TEAM STATISTICS

TEAM	GB	Shots	SPCT	SOG	Faceoffs	FOPCT
Baltimore	394	606	.257	355	198-400	.495
Boston	433	554	.319	352	199-385	.517
Chicago	400	537	.235	365	171-362	.472
Denver	361	648	.304	454	203-400	.508
Long Island	504	561	.262	353	198-332	.596
Los Angeles	344	615	.241	395	178-340	.524
New Jersey	396	639	.264	396	197-385	.512
Philadelphia	341	563	.306	369	152-354	.429
Rochester	422	537	.283	348	163-356	.458
San Francisco	376	541	.331	387	196-393	.499

2006 MLL ATTENDANCE

TEAM	TOTAL	AVG
Denver	69,806	11,634
Boston	35,417.....	5,902
Los Angeles	25,188.....	4,198
Rochester	23,620.....	3,936
San Francisco .	20,286.....	3,381
New Jersey	19,045.....	3,174
Long Island	18,811.....	3,135
Baltimore	17,841.....	2,973
Philadelphia ...	14,488.....	2,414
Chicago	13,212.....	2,202
TOTALS:	257,714	4,295



2005

2005 MLL LEADERS

Points	64, G. Gait, Bal.
Goals	43, G. Gait, Bal.
Assists	34, C. Gill, Bos.
Two-Point Goals	9, M. Frye, Bal.
Ground Balls	94, P. Cantabene, Bal.
Shots on Goal	90, M. Millon, Bal.
Faceoff Percentage602, P. Vlahakis, L.I.
Power-Play Goals	9, K. Leveille, Bal.
Shorthanded Goals	2, M. Millon, Bal.
Game-Winning Goals	4, K. Leveille, Bal.
Penalty Minutes	14:00, L. Zink, Bal. R. Curtis, Bos.
Saves	223, C. Garrity, Bos.
Goals Agst. Avg	12.4, C. Garrity, Bos.

2005 MLL STANDINGS

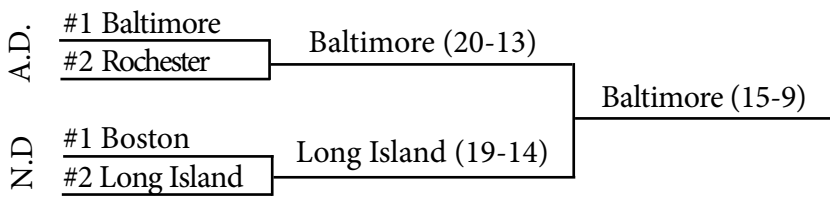
American Division

Team	W	L	PTS	PCT	GF	GA	H	A
Boston	10	2	20	.833	191	151	5-2	5-0
Long Island	4	8	8	.333	174	180	2-3	2-5
Philadelphia	4	8	8	.333	153	186	1-5	3-3

National Division

Team	W	L	PTS	PCT	GF	GA	H	A
Baltimore	10	2	20	.833	227	150	4-1	6-1
Rochester	6	6	12	.500	173	185	3-4	3-2
New Jersey	2	10	4	.167	140	206	0-6	2-4

2005 MLL PLAYOFFS



2005 MLL AWARDS

CO-MVPSGary Gait, Bal./Mark Millon, Bos.	Goalkeeper of the Year Chris Garrity, Bos.
Defensive Player of the Year ...Nicky Polanco, L.I.	Coach of the YearScott Hiller, Bos.
Offensive Player of the Year ... Casey Powell, Roc.	Most Improved Player Andrew Combs, Roc.
Sportsman of the Year Pat McCabe, L.I.	Rookie of the Year Brodie Merrill, Bal.

All-MLL Team

- Attack:** Gary Gait (Baltimore), Mark Millon (Boston), Casey Powell (Rochester)
Midfield: Chris Fiore (Boston), Mark Frye (Baltimore), Blake Miller (Long Island)
Defense: Shawn Nadelen (Baltimore), Chris Passavia (Boston), Nicky Polanco (Long Island)
Goalkeeper: Chris Garrity (Boston)
Face-off Specialist: Paul Cantabene (Baltimore)

2005 MLL TEAM STATISTICS

TEAM	GB	Shots	SPCT	SOG	Faceoffs	FOPCT
Baltimore	493	660	0.344	438	244-420	.581
Boston	458	611	0.313	397	192-382	.503
Long Island	443	577	0.302	396	168-399	.421
New Jersey	380	593	0.236	346	169-334	.506
Philadelphia	342	521	0.294	335	180-376	.479
Rochester	414	571	0.303	382	196-392	.500

2005 MLL ATTENDANCE

TEAM	TOTAL	AVG
Boston	39,508.....	5,644
Baltimore	24,188.....	4,837
New Jersey	25,011.....	4,168
Long Island	19,355.....	3,871
Rochester	27,019.....	3,859
Philadelphia ...	17,959.....	2,993
TOTALS:	153,040	4,251



2004

2004 MLL LEADERS

Points.....	66, C. Gill, Bos.
Goals.....	46, B. Miller, Phi.
Assists.....	40, C. Gill, Bos.
Two-Point Goals.....	9, R. Colsey, Phi.
Ground Balls.....	154, P. Cantabene, Bal.
Shots on Goal.....	91, M. Millon, Bal.
Faceoff Percentage ..	.622, P. Cantabene, Bal.
Power-Play Goals	7, K. Leveille, Bal. J. Sonke, Bal.
Shorthanded Goals	2, B. Miller, Phi. M. Millon, Bal.
Game-Winning Goals	3, J. Sonke, Bal.
Penalty Minutes.....	15:30, J. Jalbert, L.I.
Saves.....	233, G. Cattrano, Phi.
Goals Agst. Avg.....	12.6, T. Johnson, Roc.

2004 MLL STANDINGS

American Division

Team	W	L	PTS	PCT	GF	GA	H	A
Boston	7	4	15	.625	216	228	4-3	3-1
Philadelphia	7	5	14	.583	203	191	3-3	4-2
Long Island	4	6	8	.400	150	161	1-3	3-3

National Division

Team	W	L	PTS	PCT	GF	GA	H	A
Baltimore	7	4	15	.625	201	185	1-4	6-0
Rochester	7	4	14	.636	194	155	4-2	3-2
New Jersey	1	10	2	.091	155	199	0-5	1-5

2004 MLL PLAYOFFS

Baltimore	Baltimore (24-16)	
Boston		Philadelphia (13-11)
Philadelphia	Philadelphia (18-17 OT)	
Rochester		

2004 MLL AWARDS

MVP.....Conor Gill, Bos.
Defensive Player of the Year...Nicky Polanco, L.I.
Offensive Player of the YearBlake Miller, Phi.
Sportsman of the Year.....Kevin Finneran, Phi

Goalkeeper of the Year..... Greg Cattrano, Bal.
Coach of the YearSal LoCascio, Phi.
Rookie of the Year Ryan Boyle, Phi.

All-MLL Team

Attack: Conor Gill (Boston), Ryan Powell (Rochester), Mark Millon (Baltimore)
Midfield: Blake Miller (Philadelphia), Gary Gait (Baltimore), Jay Jalbert (Long Island)
Defense: Nicky Polanco (Long Island), John Gagliardi (Long Island), John Glatzel (Rochester)
Goal: Greg Cattrano (Philadelphia)
Face-Off Specialist: Paul Cantabene (Baltimore)

2004 MLL TEAM STATISTICS

TEAM	GB	Shots	SPCT	SOG	Faceoffs	FOPCT
Baltimore	528	714	.282	465	265-433	.612
Boston	400	628	.344	459	256-505	.507
Long Island	358	483	.311	328	136-301	.452
New Jersey	347	538	.288	368	163-376	.434
Philadelphia	394	605	.336	419	211-462	.457
Rochester	441	601	.323	431	181-387	.468

2004 MLL ATTENDANCE

TEAM	TOTAL	AVG
Boston	39,766	5,680
Rochester	31,242	5,207
Baltimore	25,948	4,324
New Jersey	16,177	3,235
Long Island	9,387	2,346
Philadelphia	13,875	2,312
TOTALS:	136,395	4,011



2003

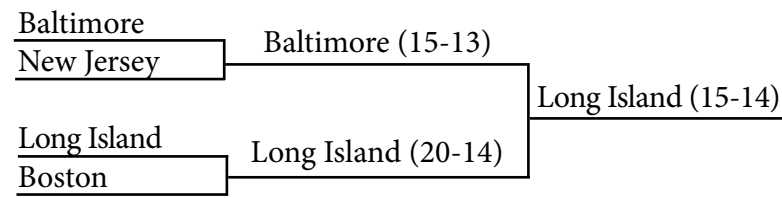
2003 MLL LEADERS	
Points.....	70, C. Powell, Roc.
Goals.....	50, J. Hubbard, N.J.
Assists.....	40, C. Gill, Bos.
Two-Point Goals.....	11, M. Regan, Bos.
Faceoff Percentage540, C. Cercy, L.I.
Power-Play Goals	8, A. Doneger, Roc.
Hat Tricks	11, J. Hubbard, N.J.
Save Percentage582, B. Dougherty, L.I.
Goals Agst. Avg.....	12.9, B. Dougherty, L.I.

2003 MLL STANDINGS

<u>American Division</u>									
Team	W	L	PCT	PF	PA	H	A	DIV	
Long Island	10	3	.769	177	155	3-1	5-2	3-1	
Boston	7	6	.538	201	190	4-3	3-2	3-1	
Bridgeport	1	11	.083	188	254	0-6	1-5	0-4	

<u>National Division</u>									
Team	W	L	PCT	PF	PA	H	A	DIV	
Baltimore	8	5	.615	178	166	3-3	4-1	4-0	
New Jersey	7	6	.538	197	177	4-2	3-3	2-2	
Rochester	5	7	.417	202	201	2-4	3-3	0-4	

2003 MLL PLAYOFFS



2003 MLL AWARDS

MVP..... Jay Jalbert, L.I.	Goalkeeper of the Year..... Brian Dougherty, L.I.
Defensive Player of the Year..... Ryan Curtis Bos.	Coach of the Year Ted Georgalis, N.J.
Offensive Player of the Year Mark Millon, Bal.	Rookie of the Year..... Adam Doneger, Roc.

2003 MLL TEAM STATISTICS

TEAM	GB	Shots	SPCT	2PG	Faceoffs	FOPCT
Baltimore	474	512	.326	11	182-362	.503
Boston	422	639	.294	13	192-407	.472
Long Island	466	525	.330	4	189-358	.528
New Jersey	398	644	.295	7	210-390	.538
Bridgeport	530	623	.279	15	225-466	.483
Rochester	461	607	.321	8	207-427	.485

2003 MLL ATTENDANCE

TEAM	TOTAL	AVG
Boston	30,674.....	4,382
Rochester	23,013.....	3,836
Long Island.....	14,100.....	3,525
Bridgeport	18,222.....	3,037
Baltimore	14,824.....	2,471
New Jersey	12,010.....	2,402
TOTALS:	112,843	3,319



2002

2002 MLL LEADERS

Points.....	68, C. Powell, L.I.
Goals.....	54, J. Hubbard, N.J.
Assists.....	30, C. Powell, L.I.
Two-Point Goals.....	7, M. Regan, Bos. R. Colsey, Bri.
Faceoff Percentage552, C. Cercy, Roc.
Power-Play Goals	9, M. Millon, Bal.
Hat Tricks	12, J. Hubbard, N.J.
Save Percentage613, G. Cattrano, Bal.
Goals Agst. Avg.....	12.0, B. Dougherty, Roc.

2002 MLL STANDINGS

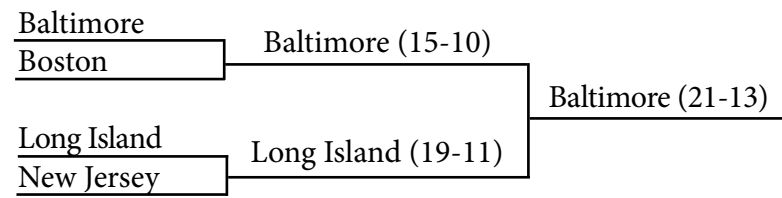
American Division

Team	W	L	PCT	PF	PA	H	A	DIV
Long Island	10	6	.625	265	228	4-3	5-2	4-4
Boston	7	8	.467	228	241	2-5	5-2	6-2
Bridgeport	3	11	.214	181	235	1-6	2-5	0-4

National Division

Team	W	L	PCT	PF	PA	H	A	DIV
Baltimore	12	4	.750	246	194	5-3	5-1	7-1
New Jersey	7	8	.467	213	238	4-3	3-4	2-6
Rochester	6	8	.429	173	180	3-4	3-4	3-5

2002 MLL PLAYOFFS



2002 MLL AWARDS

MVP	Greg Cattrano, Bal.
Defensive Player of the Year...	Christian Cook N.J.
Offensive Player of the Year	Mark Millon, Bal.
Goalkeeper of the Year	Greg Cattrano, Bal.
Coch of the Year	Scott Hiller, Bos.
Rookie of the Year	Conor Gill, Bos.

2002 MLL TEAM STATISTICS

TEAM	GB	Shots	SPCT	2PG	Faceoffs	FOPCT
Baltimore	515	592	.348	4	210-419	.501
Boston	472	688	.281	25	213-448	.475
Long Island	527	655	.341	6	205-440	.466
New Jersey	615	705	.272	10	227-444	.511
Bridgeport	500	618	.277	10	222-444	.500
Rochester	504	615	.276	3	215-389	.553

2002 MLL ATTENDANCE

TEAM	TOTAL	AVG
Rochester	31,319.....	4,476
Boston	24,657.....	4,110
Long Island	25,675.....	3,668
Bridgeport	21,657.....	3,610
Baltimore	26,981.....	3,373
New Jersey	18,058.....	3,010
TOTALS:	148,347	3,709



2001

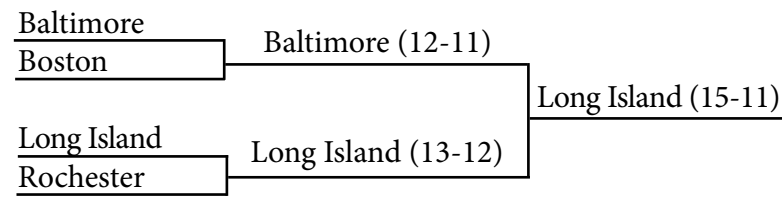
2001 MLL LEADERS	
Points.....	63, R. Powell, Roc.
Goals.....	44, J. Hubbard, N.J.
Assists.....	39, J. Hess, N.J.
Two-Point Goals.....	6, D. Evans, Bos.
Faceoff Percentage580, A. Towers, Bos.
Power-Play Goals	7, R. Colsey, Bri.
Hat Tricks	9, M. Millon, Bal.
Save Percentage585, G. Cattrano, Bal.
Goals Agst. Avg.....	11.7, B. Dougherty, Roc.

2001 MLL STANDINGS

<u>American Division</u>								
Team	W	L	PCT	PF	PA	H	A	DIV
Long Island	12	4	.750	244	219	5-2	5-2	7-1
Boston	3	12	.200	194	233	2-5	1-6	3-5
Bridgeport	3	11	.214	190	216	2-5	1-6	2-6

<u>National Division</u>								
Team	W	L	PCT	PF	PA	H	A	DIV
Baltimore	11	5	.688	218	198	6-1	4-3	5-3
Rochester	8	7	.533	197	172	4-3	4-3	4-4
New Jersey	8	6	.571	197	199	4-3	4-3	3-5

2001 MLL PLAYOFFS



2001 MLL AWARDS

MVPRyan Powell, Roc.	Goalkeeper of the Year Greg Cattrano, Bal.
Defensive Player of the Year..... Rob Doerr, Bal.	Coach of the YearJohn DeTomasso, L.I.
Offensive Player of the Year ..John Grant, Jr. Roc.	Rookie of the Year Keith Cromwell, Bri.

2001 MLL TEAM STATISTICS

TEAM	GB	Shots	SPCT	2PG	Faceoffs	FOPCT
Baltimore	414	592	.323	4	209-384	.544
Boston	457	565	.308	9	201-415	.484
Long Island	470	626	.340	3	182-419	.434
New Jersey	469	577	.329	7	211-417	.506
Bridgeport	399	578	.318	6	198-417	.474
Rochester	497	567	.333	7	218-388	.562

2001 MLL ATTENDANCE

TEAM	TOTAL	AVG
Rochester	40,539.....	5791
Baltimore	29,093.....	4156
Boston	27,342.....	3906
Long Island.....	26,756.....	3822
Bridgeport	20,059.....	2866
New Jersey.	18,983.....	2712
TOTALS:	162,772	3,876



MLL CAREER RECORDS

Games Played

Rk.	Player	Games
1	Matt Striebel	136
2	Tim Goettelmann	132
3	Nate Watkins	122
4	Brian Spallina	118
5	Nicky Polanco	113
	Brian Langtry	113
7	Kyle Sweeney	108
8	Brian Dougherty	105
9	Keith Cromwell	104
10	Scott Urick	103
	Lee Zink	103

Points

Rk.	Player	Pts.
1	Casey Powell	399
2	Ryan Boyle	395
	Ryan Powell	371
4	John Grant, Jr.	371
5	Tim Goettelmann	364
6	Conor Gill	360
7	Mark Millon	356
8	Jesse Hubbard	352
9	Kevin Leveille	320
10	Brendan Mundorf	302

Goals

Rk.	Player	Goals
1	Tim Goettelmann	268
5	Kevin Leveille	249
2	Jesse Hubbard	247
3	Mark Millon	239
4	Scott Urick	238
6	John Grant, Jr.	233
7	Matt Poskay	208
8	Brendan Mundorf	206
9	Casey Powell	204
8	Matt Streibel	198

Game-Winning Goals

Rk.	Player	Goals
1	Tim Goettelmann	14
2	Roy Colsey	12
3	Mark Millon	11
	John Grant, Jr.	11
	Kevin Leveille	11
6	Jeff Sonke	9
	Matt Poskay	9
8	Tom Marechek	8
	Casey Powell	8
	Brendan Mundorf	8
	Drew Westervelt	8

2-Point Goals

Rk.	Player	Goals
1	Kyle Dixon	47
2	Roy Colsey	33
3	Paul Rabil	28
4	Mike Regan	25
5	Jeff Sonke	24
6	Mark Frye	21
7	Matt Danowski	20
6	John Grant, Jr.	19
7	David Evans	17
8	Jesse Hubbard	16
	Brian Langtry	16
	Josh Sims	16

Ground Balls

Rk.	Player	GB
1	Brodie Merrill	620
2	Paul Cantabene	538
3	Doug Shanahan	429
4	Nicky Polanco	394
5	Ryan McClay	371
6	Kyle Sweeney	363
7	Jay Jalbert	353
8	Peter Vlahakis	352
9	David Jenkins	349
	Geoff Snider	349

Faceoff Attempts

Rk.	Player	FOA
1	Anthony Kelly	2,089
2	Chris Cercy	1,876
3	Paul Cantabene	1,861
	Peter Vlahakis	1,861
5	Alex Smith	1,767
6	Doug Shanahan	1,620
7	Geoff Snider	1,612
8	David Jenkins	1,547
9	Greg Gurenlian	1,473
10	Chris Eck	1,371

Assists

Rk.	Player	Ast.
1	Ryan Boyle	236
2	Conor Gill	211
3	Casey Powell	191
4	Ryan Powell	180
5	Keith Cromwell	127
6	John Grant, Jr.	119
7	Mark Millon	113
8	Brian Langtry	111
9	Matt Striebel	107
10	Spencer Ford	102



Faceoff Wins

Rk.	Player	FOW
1	Peter Vlahakis	1,053
2	Anthony Kelly	1,045
3	Alex Smith	1,034
4	Paul Cantabene	1,015
5	Chris Cercy	981
6	Geoff Snider	825
7	Doug Shanahan	820
8	Greg Gurenlian	797
9	Chris Eck	776
10	David Jenkins	767

Saves

Rk.	Player	Saves
1	Brian Dougherty	1,749
2	Chris Garrity	1,376
3	Greg Cattrano	1,325
4	Trevor Tierney	859
5	Jesse Schwartzman	836
6	Mike Gabel	822
7	Rob Scherr	715
8	Mike Levin	703
9	Tillman Johnson	631
10	Kip Turner	599

Penalty Minutes

Rk.	Player	PIM
1	Brian Spallina	136
2	Nicky Polanco	84.5
3	Eric Martin	83.5
4	Jack Reid	69.5
5	Ryan Curtis	63.5
6	Jay Jalbert	61.5
7	Chris Schiller	60
8	Chris Passavia	59.5
9	Lee Zink	59.5
10	Geoff Snider	50.5

Save Pct. (Min. 1,000 minutes played)

Rk.	Player	Pct.
1	Tillman Johnson	.590
2	Brian Dougherty	.579
3	Greg Cattrano	.576
4	Jordan Burke	.571
5	Brett Queener	.568
6	Mickey Jarboe	.562
	Rob Scherr	.562
8	Kip Turner	.550
	Chris Garrity	.550
10	Mike Levin	.548
	Brian Carcaterra	.548

GOALIE RECORDS

Games Played

Rk.	Player	GP
1	Brian Dougherty	105
2	Chris Garrity	82
3	Greg Cattrano	74
4	Jesse Schwartzman	66
5	Trevor Tierney	58
6	Mike Gabel	56
7	Mike Levin	54
8	Kip Turner	48
9	Brett Queener	46
10	Rob Scherr	44

Goals Against Avg. (Min. 1,000 minutes played)

Rk.	Player	GAA
1	Jordan Burke	10.93
2	Jesse Schwartzman	11.62
3	Drew Adams	11.71
4	Mickey Jarboe	11.93
5	Kip Turner	12.26
6	Brett Queener	12.75
7	Brian Dougherty	12.84
8	John Galloway	12.89
9	Greg Cattrano	13.35
10	Mike Levin	13.75

Minutes Played

Rk.	Player	Min.
1	Brian Dougherty	5,945
2	Chris Garrity	4,688
3	Greg Cattrano	4,386
4	Jesse Schwartzman	3,585
5	Trevor Tierney	3,140
6	Mike Gabel	2,855
7	Mike Levin	2,594
8	Rob Scherr	2,458
9	Kip Turner	2,397
10	Tillman Johnson	1,899

Goalkeeper Wins

Rk.	Player	W
1	Brian Dougherty	60
2	Chris Garrity	44
	Jesse Schwartzman	44
4	Greg Cattrano	42
5	Trevor Tierney	33
6	Mike Levin	26
7	Kip Turner	25
8	Drew Adams	20
9	Tillman Johnson	18
	Rob Scherr	18



MLL SINGLE-SEASON INDIVIDUAL RECORDS

GOALS SCORED

Goals	Player	Team	Season
54	Jesse Hubbard	NJ	2002
50	Jesse Hubbard	NJ	2003
47	John Grant, Jr.	ROC	2008
46	Blake Miller	PHI	2004
45	Matt Poskay	BOS	2010
	Mark Millon	BAL	2003
44	Merrick Thomson	TOR	2009
	John Grant, Jr.	ROC	2007
	Mark Millon	BAL	2002
	Jesse Hubbard	NJ	2001

Goals by a Rookie

Goals	Player	Team	Season
30	Kevin Huntley	LA	2008
26	Adam Doneger	ROC	2003
25	Matt Poskay	BOS	2006
24	Paul Rabil	BOS	2008
23	Steven Brooks	CHI	2008
	Matt Ward	BAL	2006
22	Brendan Mundorf	DEN	2006
21	Tommy Palasek	LI	2012
	Joe Yevoli	SF	2006
20	Mike Springer	BRI	2003
	Conor Gill	BOS	2002

Goals by a Midfielder

Goals	Player	Team	Season
46	Blake Miller	PHI	2004
34	Matt Poskay	BOS	2008
33	Paul Rabil	BOS	2009
32	Joe Walters	ROC	2008
	Gary Gait	BAL	2004
	Jay Jalbert	LI	2003
	Jay Jalbert	LI	2002
31	Matt Striebel	PHI	2008
	Mike Law	DEN	2006
30	Jay Jalbert	LI	2004
	Gary Gait	BAL	2003
	Gary Gait	LI	2001
	Greg Traynor	LI	2001

Goals by an Attackman

Goals	Player	Team	Season
54	Jesse Hubbard	NJ	2002
50	Jesse Hubbard	NJ	2003
47	John Grant, Jr.	ROC	2008
45	Matt Poskay	BOS	2010
	Mark Millon	BAL	2003
44	Merrick Thomson	TOR	2009
	John Grant, Jr.	ROC	2007
	Mark Millon	BAL	2002
	Jesse Hubbard	NJ	2001
42	Merrick Thomson	NJ	2008
	Gary Gait	BAL	2005

2-POINT GOALS

2PG	Player	Team	Season
15	Kyle Dixon	CHE	2012
11	Kyle Dixon	CHE	2010
	Mark Frye	BAL	2005
	Mike Regan	BOS	2003
10	Kyle Dixon	WAS	2009
9	Kyle Hartzell	OHIO	2012
8	Matt Striebel	ROC	2012
	Paul Rabil	BOS	2009
	Jeff Sonke	DEN	2006
7	Paul Rabil	BOS	2012
	Jeremy Sieverts	DEN	2012
	Stephen Peyser	LI	2012
	Matt Danowski	LI	2011
	Josh Sims	DEN	2006
	Roy Colsey	BPT	2002
	Mike Regan	BOS	2002

2-Point Goals by a Rookie

2PG	Player	Team	Season
4	Grant Catalino	ROC	2011
3	Steven Brooks	CHI	2008
	Paul Rabil	BOS	2008
	Matt Danowski	NJ	2008
	Mike Springer	BRI	2003
	Scott Doyle	BOS	2001
2	Max Seibald	DEN	2009
	Jake Byrne	SF	2007
	Matt Ward	BAL	2006
	Adam Doneger	ROC	2003
	Don Little	BOS	2002

ASSISTS

Assists	Player	Team	Season
47	Spencer Ford	LA	2007
40	Conor Gill	BOS	2004
	Conor Gill	BOS	2003
39	Ryan Boyle	BOS	2012
	Jon Hess	NJ	2001
38	Paul Rabil	BOS	2012
34	Conor Gill	BOS	2005
33	Conor Gill	BOS	2006
32	Jon Hess	NJ	2003
	Casey Powell	ROC	2003

Assists by a Rookie

Assists	Player	Team	Season
28	Ryan Boyle	PHI	2004
18	Mike Leveille	CHI	2008
17	Steele Stanwick	OHIO	2012
16	Conor Gill	BOS	2002
15	Matt Gibson	LI	2012
	Sean Morris	CHI	2006
14	Matt Danowski	NJ	2008
	Drew Westervelt	DEN	2007
	Joe Yevoli	SF	2006
13	Ned Crotty	CHI	2010



TOTAL POINTS

Points	Player	Team	Season
72	Paul Rabil	BOS	2012
71	John Grant, Jr.	ROC	2007
70	Casey Powell	ROC	2003
68	Mark Millon	BAL	2003
	Casey Powell	ROC	2002
67	Conor Gill	BOS	2004
	Jesse Hubbard	NJ	2002
64	John Grant, Jr.	ROC	2008
	Jesse Hubbard	NJ	2003
63	Gary Gait	BAL	2005
	Conor Gill	BOS	2003
	Mark Millon	BAL	2002
	Ryan Powell	ROC	2001

Points by a Rookie

Points	Player	Team	Season
45	Ryan Boyle	PHI	2004
36	Matt Danowski	NJ	2008
	Mike Leveille	CHI	2008
	Conor Gill	BOS	2002
35	Steven Brooks	CHI	2008
	Kevin Huntley	LA	2008
	Joe Yevoli	SF	2006
34	Paul Rabil	BOS	2008
	Drew Westervelt	DEN	2007
33	Matt Gibson	LI	2012
	Matt Ward	BAL	2006

SHOTS

Shots	Player	Team	Season
184	Jesse Hubbard	NJ	2002
157	Jesse Hubbard	NJ	2003
143	Mark Millon	BAL	2004
138	Mark Millon	BOS	2005
137	Paul Rabil	BOS	2012
131	Mark Millon	BAL	2003
130	Jay Jalbert	NJ	2002
128	Mark Millon	BAL	2006
127	Paul Rabil	BOS	2011
	John Grant, Jr.	ROC	2007

GROUND BALLS

GB	Player	Team	Season
156	Paul Cantabene	BAL	2004
124	Greg Gurenlian	LI	2012
109	Chris Eck	BOS	2012
105	Jay Jalbert	LI	2003
101	Brodie Merrill	ROC	2007
	Andy Corno	NJ	2006
100	Peter Vlahakis	LI	2008
97	Peter Jacobs	NJ	2001
95	Brodie Merrill	ROC	2006
	Peter Jacobs	NJ	2002

FACE-OFFS

Wins	Player	Team	Season
249	Alex Smith	ROC	2008
244	Peter Vlahakis	LI	2008
238	Paul Cantabene	BAL	2004
230	Greg Gurenlian	LI	2012
223	Chris Eck	BOS	2012
219	Matt Dolente	HAM	2012
217	Alex Smith	WAS	2009
215	Chris Cercy	ROC	2001
212	Chris Cercy	ROC	2002
208	Paul Cantabene	BAL	2005

Faceoff Win Percentage (Min. 100 att.)

FO%	Player	Team	Season
.633	Paul Cantabene	BAL	2004
.630	Alex Smith	ROC	2008
.602	Greg Gurenlian	LI	2012
.602	Peter Vlahakis	LI	2006
.596	Peter Vlahakis	LI	2007
.595	Chris Eck	BOS	2011
.590	Alex Smith	WAS	2009
.590	Alex Smith	CHE	2010
.587	Peter Vlahakis	LI	2008
.585	Chris Eck	BOS	2012

GOALKEEPERS

Save Percentage

Pct.	Player	Team	Season
.640	Tillman Johnson	ROC	2004
.627	Brian Dougherty	PHI	2006
.615	Jordan Burke	BOS	2011
.613	Greg Cattrano	BAL	2002
.613	Tillman Johnson	LA	2006
.599	Mike Levin	ROC	2006
.599	Rob Scherr	NJ	2008
.596	Chris Garrity	BOS	2005
.595	Kip Turner	BOS	2010
.593	Brian Dougherty	LI	2004
.593	Mike Gabel	CHI	2006

Saves

Saves	Player	Team	Season
267	Brian Dougherty	LI	2004
263	Greg Cattrano	BAL	2002
234	Greg Cattrano	BAL	2001
232	Greg Cattrano	PHI	2004
228	Tillman Johnson	LA	2006
217	Chris Garrity	BOS	2005
216	Brian Dougherty	ROC	2001
212	Brian Dougherty	PHI	2006
207	Chris Garrity	WASH	2007
206	Greg Cattrano	BAL	2003

Goals Against Average

GAA	Player	Team	Season
9.87	Jesse Schwartzman	DEN	2011
10.51	Kip Turner	CHE	2012
10.60	Jordan Burke	BOS	2011
11.03	Jesse Schwartzman	DEN	2012
11.12	Mickey Jarboe	LA	2007
11.26	Jordan Burke	BOS	2012
11.28	Jesse Schwartzman	DEN	2009
11.34	Greg Cattrano	LI	2006
11.46	Scott Rodgers	HAM	2011
11.53	Drew Adams	LI	2010



MLL SINGLE-SEASON TEAM RECORDS

SCORING

Goals	Team	Season
227	Baltimore	2005
	Long Island	2002
216	Denver	2012
215	Boston	2004
213	Long Island	2001
208	Rochester	2007
207	Boston	2012
206	Rochester	2004
	Baltimore	2002
203	Philadelphia	2004

Goals Against

Goals	Team	Season
123	Denver	2011
133	Boston	2011
136	Philadelphia	2006
138	Denver	2009
	Los Angeles	2007
139	Long Island	2010
	Philadelphia	2007
	Long Island	2006
140	Long Island	2011
141	Boston	2010

2-Point Goals

2PG	Team	Season
28	Chesapeake	2012
25	Boston	2002
22	Denver	2006
20	Baltimore	2005
18	Chesapeake	2010
	Baltimore	2004
16	Boston	2004
15	Ohio	2012
	Boston	2010
	Bridgeport	2003

2-Point Goals Against

2PG	Team	Season
2	Boston	2007
	Boston	2001
	Chesapeake	2011
3	New Jersey	2008
	Washington	2008
	Philadelphia	2006
4	Baltimore	2002
	New Jersey	2001
5	Los Angeles	2007
	Philadelphia	2007
	Washington	2007

ASSISTS

Assists	Team	Season
130	Rochester	2008
129	Rochester	2007
	Baltimore	2005
120	Boston	2012
116	Denver	2012
113	Philadelphia	2004
112	Los Angeles	2007
110	Hamilton	2012
	Toronto	2009
108	New Jersey	2006

SPECIAL TEAMS

Power-Play Goals

PPG	Team	Season
34	Rochester	2007
32	Rochester	2003
30	Boston	2004
27	Boston	2005
	Rochester	2003
25	Baltimore	2004
	Bridgeport	2001
24	Philadelphia	2008
23	Baltimore	2005
	Long Island	2002

Power-Play Percentage

PP%	Team	Season
.540	New Jersey	2003
.531	Rochester	2007
.525	Baltimore	2003
.463	Baltimore	2004
.452	Rochester	2008
.450	Boston	2005
.429	Long Island	2003
.421	Rochester	2003
.418	Baltimore	2005
.412	Denver	2009

Penalty Killing Percentage

PK%	Team	Season
.833	Denver	2009
.811	Philadelphia	2006
.797	Rochester	2008
.789	New Jersey	2003
.786	Chicago	2010
.778	Denver	2007
.776	Hamilton	2011
.776	Los Angeles	2007
.774	Long Island	2007
.769	Long Island	2006



MLL SINGLE-GAME INDIVIDUAL RECORDS

Goals	Player (Team)	Date
9	Grant Catalino (ROC)	6/24/2011
	Ryan Powell (SF)	6/10/2006
	Mark Millon (BOS)	7/31/2005
	Kevin Leveille (BOS)	7/31/2005
	Tim Goettelmann (LI)	8/10/2003

Points

14	John Grant, Jr. (ROC)	6/16/2007
	Mark Millon (BOS)	7/31/2005

Assists

8	Casey Powell (ROC)	7/19/2003
---	--------------------	-----------

Two-Point Goals

3	Kyle Dixon (CHE)	5/5/12
	Stephen Peyser (LI)	7/28/2011
	Matt Danowski (LI)	7/10/2010
	Kyle Dixon (WAS)	6/27/2009
	Tim Booth (SF)	6/24/2006
	Roy Colsey (BRI)	8/14/2003
	Mike Regan (BOS)	7/19/2003
	Scott Doyle (BOS)	7/27/2002

Ground Balls

23	Paul Cantabene (BAL)	8/14/2004
----	----------------------	-----------

Penalty Minutes

9	Geoff Snider (TOR)	6/4/2009
---	--------------------	----------

Power-Play Goals

4	Jeff Sonke (BAL)	5/27/2004
---	------------------	-----------

Power-Play Assists

4	Mark Millon (BOS)	7/31/2005
4	David Curry (NJ)	6/5/2004
4	Casey Powell (ROC)	7/19/2003

Shorthanded Goals

2	Stephen Keogh (HAM)	6/16/12
2	Kevin Buchanan (BOS)	5/19/12
2	Scott Urick (NJ)	6/14/2003
2	Mark Millon (BAL)	5/27/2004

Shorthanded Assists

1	55 times
---	----------

Shots

19	Jesse Hubbard (NJ)	8/10/2002
----	--------------------	-----------

Faceoffs Won

35	Peter Vlahakis (LI)	7/3/2008
----	---------------------	----------

Saves

33	Kevin O'Brien (BOS)	7/17/2004
33	Brian Dougherty (LI)	7/10/2004

MLL SINGLE-GAME TEAM RECORDS

Goals	Team	Game
28	Baltimore	6/12/2005, vs. Phi. (31-9)
	Philadelphia	7/22/2004, at Bos. (29-20)

Points

34	Denver	7/28/2012, vs. Ham.
----	--------	---------------------

Assists

20	Rochester	7/26/2008, vs. Bos.
----	-----------	---------------------

Two-Point Goals

5	Washington	6/27/2009, vs. Chi.
	Baltimore	5/22/2004, vs. Roc.
	Boston	7/27/2002, vs. Bri.

Points in a Quarter

16	Denver	7/14/2012, at Cha.. (1st)
----	--------	---------------------------

Points in a Half

21	Denver	7/14/2012, at Cha.. (1st)
----	--------	---------------------------

Goals in a Quarter

12	Rochester	7/27/2007, vs. Chi. (3rd)
	Philadelphia	7/22/2004, at Bos. (1st)

Goals in a Half

19	Philadelphia	7/22/2004, at Bos. (1st)
----	--------------	--------------------------

Largest Margin of Victory

22	Baltimore	6/12/2005, vs. Phi. (31-9)
----	-----------	----------------------------

Ground Balls

70	Bridgeport	6/6/2003, vs. Bos.
----	------------	--------------------

Penalty Minutes

19	Philadelphia	7/28/2005, vs. L.I.
----	--------------	---------------------

Power-Play Goals

7	Boston	6/26/2010, vs. L.I.
---	--------	---------------------

Power-Play Assists

7	Boston	6/26/2010, vs. L.I.
---	--------	---------------------

Shorthanded Goals

3	Boston	5/19/2012, vs. Den.
3	New Jersey	6/14/2003, vs. Bri.

Shorthanded Assists

2	Denver	8/9/2008, at Bos.
	New Jersey	6/14/2003, vs. Bri.
	Rochester	7/1/2001, vs. Bos.



MLL SINGLE-GAME INDIVIDUAL RECORDS (POSTSEASON)

Goals	Player (Team)	Date
7	Paul Gait (LI)	9/2/2001

Points

10	Roy Cosley (PHI)	8/29/2006
----	------------------	-----------

Assists

6	Roy Cosley (PHI)	8/29/2006
---	------------------	-----------

Two-Point Goals

2	5x, last Hunt (CHE)	8/26/2012
---	---------------------	-----------

Ground Balls

16	Paul Cantabene (BAL)	8/22/2003
----	----------------------	-----------

Penalty Minutes

7	Jack Reid (BOS)	8/28/2011
---	-----------------	-----------

Power-Play Goals

3	Terry Riordan (LI)	8/25/2007
---	--------------------	-----------

Power-Play Assists

2	Gary Gait (BAL)	9/1/2002
---	-----------------	----------

	Casey Powell (LI)	9/1/2002
--	-------------------	----------

Shots

16	Roy Cosley (PHI)	8/27/2006
----	------------------	-----------

	Roy Cosley (PHI)	8/22/2004
--	------------------	-----------

Faceoffs Won

27	Paul Cantabene (PHI)	8/27/2006
----	----------------------	-----------

Saves

28	Brian Dougherty (LI)	8/24/2003
----	----------------------	-----------

MLL SINGLE-GAME TEAM RECORDS (POSTSEASON)

Goals	Team	Game
22	Denver	8/25/2006, vs. S.F.
	Boston	8/20/2004, vs. Bal.

Points

25	Chesapeake	8/25/2012, vs. Bos.
----	------------	---------------------

Assists

13	Philadelphia	8/27/2006, vs. Den.
	Baltimore	9/1/2002, vs. L.I.

Two-Point Goals

3	Philadelphia	8/27/2006, vs. Den.
	Baltimore	8/20/2004, vs. Bos.

Points in a Quarter

11	Denver	8/24/12, vs. L.I. (3rd)
	Boston	8/20/2004, vs. Bal. (2nd)

Points in a Half

17	Denver	8/24/12, vs. L.I. (2nd)
	Boston	8/20/2004, vs. Bal. (1st)

Goals in a Quarter

11	Boston	8/20/2004, vs. Bal. (2nd)
----	--------	---------------------------

Goals in a Half

16	Boston	8/20/2004, vs. Bal. (1st)
----	--------	---------------------------

Largest Margin of Victory

10	Chesapeake	8/25/12, vs. Den. (16-6)
	Rochester	8/24/2009, vs. Den. (16-6)

Ground Balls

60	Philadelphia	8/20/2004, vs. Roc.
----	--------------	---------------------

Penalty Minutes

11	Long Island	8/21/2010, vs. Den.
----	-------------	---------------------

Power-Play Goals

4	Long Island	8/22/2009, vs. Tor.
---	-------------	---------------------

Power-Play Assists

3	Philadelphia	8/23/2008, vs. Roc.
	Philadelphia	8/22/2004, vs. Bos.

Shorthanded Goals

2	Philadelphia	8/23/2008, vs. Roc.
---	--------------	---------------------

Shorthanded Assists

2	Philadelphia	8/23/2008, vs. Roc.
---	--------------	---------------------



MISCELLANEOUS



DENVER OUTLAWS DANCE TEAM



Brianna Mercer

Dance Director/Choreographer
6th Outlaws season

Brianna Mercer danced professionally for Boston Ballet, Colorado Ballet and as a Denver Broncos Cheerleader for four years. She also worked as the head instructor for the Junior Denver Broncos Cheerleader program. This will be her fifth season as the dance director/choreographer for the Denver Outlaws Dancers. In addition to helping select the squad, she organizes the team's practices and community appearances.

For more information about the 2013 Denver Outlaws Dance team, or to inquire about arranging an appearance, contact Brianna at outlawsdanceteam@hotmail.com





DENVER OUTLAWS MASCOT, STIX



Stix

Denver Outlaws Mascot 6th Outlaws season

Stix joined the Outlaws on June 16th, 2007 to take part in the fast-paced action of outdoor lacrosse at Sports Authority Field at Mile High. Stix's top priority is to get fans pumped for the game and on their feet. Look for Stix at the next Outlaws home game, shake a paw and even get an autograph.

For more information on Stix, or to inquire about an appearance, visit www.DenverOutlaws.com/stix-the-mascot

INDEPENDENCE DAY FIREWORKS SHOW

Each season since the team's inaugural year, the Outlaws have played a home game on, or around July 4th that has been capped with one of Denver's most spectacular fireworks shows. Fans have packed Sports Authority Field at Mile High each season to see an action-packed game followed by an awe-inspiring fireworks display.

Each game has set an Outlaws attendance record, breaking the record set by the Independence Day celebration game of the year prior. A total of 128, 459 fans have come through the turnstiles at Sports Authority Field for the six games that have been played to date. Last year's attendance of 30,128 set a professional lacrosse record. The increased fan support produces results on the field, as is demonstrated by the team's 5-2 record on Independence Day celebration games. This year's game will be played on July 4th at 7 p.m. MDT against the New York Lizards. Tickets may be purchased at www.DenverOutlaws.com or over the phone by calling **303-OUTLAWS**.

Year	Date	Result	Opponent	Attendance
2012	7/4	17-13 (W)	Ohio	30,128
2011	7/3	15-12 (L)	Boston	27,184
2010	7/4	12-10 (W)	Chesapeake	23,433
2009	7/4	17-16 (L)	Boston	21,952
2008	7/4	10-9 (W)	San Francisco	20,116
2007	7/4	22-14 (W)	Chicago	19,793
2006	7/1	22-11 (W)	Los Angeles	15,981
TOTALS		5-2		188,587





SPORTS AUTHORITY FIELD AT MILE HIGH



The Denver Outlaws will play all of their home games at Sports Authority Field at Mile High (76,125 capacity). The stadium is located at 1701 Bryant St. Denver, CO 80204

Sports Authority Field at Mile High is the home stadium of the NFL's Denver Broncos.

For additional stadium questions, please call **303-OUTLAWS** or visit: sportsauthorityfieldatmilehigh.com.

The stadium maintains a Twitter account: [@SportsAuthField](https://twitter.com/SportsAuthField).

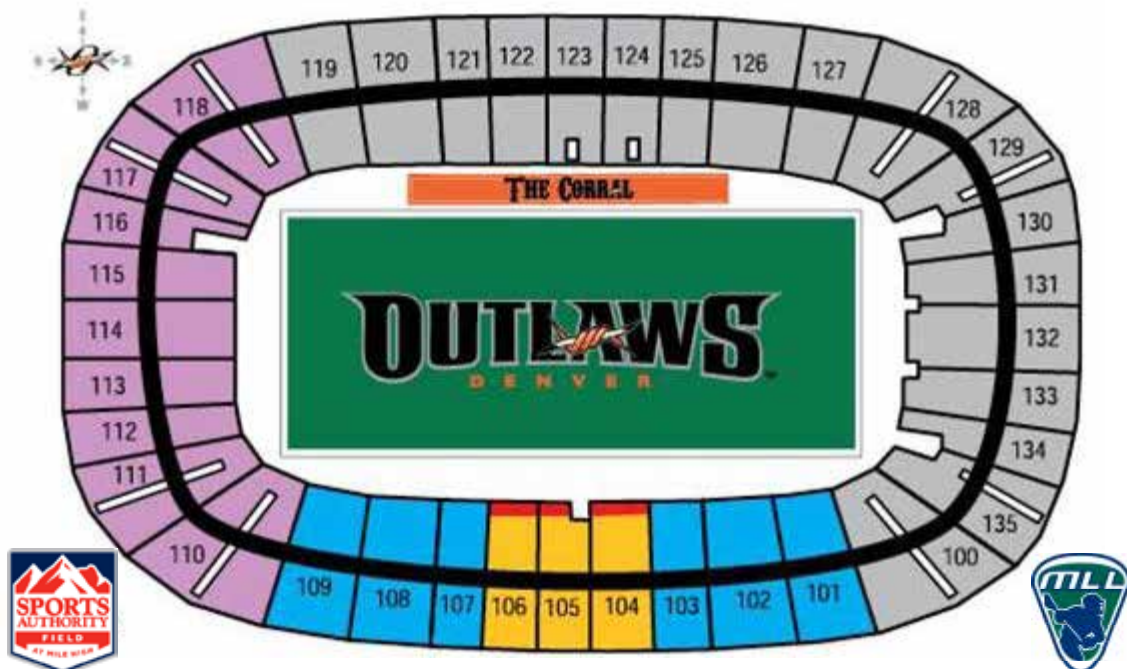
PARKING AND DIRECTIONS

Updated parking information for Sports Authority Field at Mile High is available through the Parking Information Line at 720-258-3PARK.

Sports Authority Field at Mile High is located in downtown Denver at the intersection of I-25 and Colfax Avenue.

To access Sports Authority Field at Mile High:

- From I-25 northbound, exit at 17th Avenue.
- From I-25 southbound, exit at Colfax Avenue, then exit at Federal Blvd north bound. Turn right at the first light (Dick Connor Ave).
- From Denver International Airport, take I-70 west to I-25 southbound. Exit at Colfax Avenue, then exit at Federal Blvd north bound. Turn right at the first light (Dick Connor Ave).





LEARNING LAX

Overview:

While lacrosse is America's oldest game, it may be the "freshest" sport in the nation as well. Its unique blend of fast-paced, high scoring, hard-hitting action has made it the fastest growing team sport in the United States. In lock step with this growth, Major League Lacrosse (MLL) was successfully launched in June 2001 as a single entity ownership structure to showcase the best professional outdoor lacrosse in the world. MLL was founded by Jake "Body by Jake" Steinfeld with founding partners Dave Morrow and Tim Robertson. The MLL has ten teams playing in major markets across the United States. MLL teams play 12 regular season games (six home and six away) that begin in May and run through August, including an All-Star game and Championship Weekend, where the top four teams play for top honors. Each team, consisting of twenty-three players, has three attacks, three midfielders, three defensemen and a goaltender on the field during the game. Each team dresses eighteen players per game and the players rotate on and off the field in shifts. The game consists of four 15 minute quarters.

MLL Rules:

Roster: Teams consist of 23 players; each team dresses eighteen players per game (3 attacks, 3 midfielders, 3 defensemen and 1 goaltender on the field during the game).

Time Format: Games consist of four 15 minute quarters, including a 15 minute halftime period.

Faceoffs: To determine possession of the ball at the start of each quarter and after every goal. Two players face their sticks at midfield with a referee placing the ball between the heads of the sticks.

Shot Clock: Changed from a 45-second shot clock in 2005, a 60-second clock begins when a team gains possession of the ball. The offensive team must put a shot on goal during that time or they will lose possession. The clock is reset for a new 60 seconds if the offensive team takes a shot without scoring but recovers the ball.

Slow Whistle (Delayed Penalty): If a defending player commits a minor or major penalty against an opponent in possession of the ball where there is offensive momentum and the opponent doesn't lose possession, the official raises his hand and does not blow the whistle until a shot is taken, the 60-second shot clock expires, or a goal is scored or possession is lost.

Two-Point Arc: The 16-yard radius from the center of the goal line from which goals are worth two points. Also, the line which players have to remain until the faceoff is possessed.

Goals: Are 6' (high) x 6' (wide)

Ball: The ball is colored fluorescent orange and is textured, making it less weather sensitive and gives players a better feel for the ball in the stick pocket. The orange ball helps fans follow the game and enhances televised games by making them more viewer friendly.

Positions:

Attack: The attackman's responsibility is to score goals. The attackman generally restricts his play to the offensive end of the field.

Midfield: The midfielder's responsibility is to cover the entire field, playing both offense and defense. The midfielder is key to the transition game, and is often called upon to clear the ball from defense to offense.

Defense: The defenseman's responsibility is to defend the goal. The defenseman generally restricts his play to the defensive end of the field. A good defenseman should be able to react quickly in game situations.

Goal: The goalie's responsibility is to protect the goal and stop the opposing team from scoring. A good goalie also leads the defense by reading the situation and directing the defensemen to react.



OUTLAWS IN THE COMMUNITY



The Denver Outlaws are proud to represent the city of Denver, and our players and dance team regularly make appearances at community events and youth lacrosse clinics. The team sponsored its second annual spring reading program this past Jan.-April. The program included 8,000 students from 15 different schools in the Denver area. A total of 14,000 students have now participated in the program during its first two years. For a full schedule of events, please visit www.DenverOutlaws.com.

STEINFELD CUP

The Steinfeld Cup is the trophy given annually to the winners of the Major League Lacrosse Championship. It is named after MLL founder Jake Steinfeld. Since the league's inception, the championship has been played at a pre-designated neutral location. The 2013 MLL Title Game will take place on Sun., Aug. 25, 2013 at 3 p.m. EDT at PPL Park in Philadelphia.

<u>Year</u>	<u>Champion</u>	<u>Score</u>	<u>Runner-up</u>	<u>Year</u>	<u>Champion</u>	<u>Score</u>	<u>Runner-up</u>
2012	Chesapeake	16-6	Denver	2006	Philadelphia	23-12	Denver
2011	Boston	10-9	Hamilton	2005	Baltimore	15-9	Long Island
2010	Chesapeake	13-9	Long Island	2004	Philadelphia	13-11	Boston
2009	Toronto	10-9	Denver	2003	Long Island	15-14 (OT)	Baltimore
2008	Rochester	16-6	Denver	2002	Baltimore	21-13	Long Island
2007	Philadelphia	16-13	Los Angeles	2001	Long Island	15-11	Baltimore

OUTLAWS ON SOCIAL MEDIA



@DenverOutlaws



Facebook.com/DenverOutlawsLacrosse



www.outlawsslowdown.com



DENVER OUTLAWS MEDIA INFORMATION

PRESS CREDENTIALS

Media personnel wishing to cover Denver Outlaws home games should contact Stuart Zaas at Stuart.Zaas@DenverOutlaws.com. Credential requests should be made at least two days prior to each game. Outlaws games are played at Sports Authority Field at Mile High in Denver.

MEDIA SERVICES

Media kits and game notes will be made available before every game. Scoring summaries and updated stats will be distributed after each quarter. Fax, internet and copy services are also available to the media. If a phone line is needed, please submit a request at least seven days prior to the game.

MEDIA ACCESS

Media shall be granted locker room access up to 60 minutes prior to the start of the game and beginning 10 minutes following the completion of the game.

PHOTOGRAPHY GUIDELINES

All photographers must stay on the sideline opposite the team benches. All photographers must be credentialed and either be team/league photographers or a member of the working media.

LOCAL MEDIA CONTACTS

NEWSPAPERS

The Denver Post

101 W. Colfax, STE #600
Denver, CO 80202

Phone: (303) 954-1294

Website: www.denverpost.com

Email address: sports@denverpost.com

Fax: (303) 866-9004

Associated Press

Arnie Stapleton (303) 263-7334

Email address: astapleton@ap.org

Pat Graham (303) 929-2941

Email address: pgraham@ap.org

TELEVISION

KCNC-TV 4 (CBS, Channel 4)

Phone: (303) 830-6593

KMGH-TV (ABC, Channel 7)

Phone: (303) 832-0162

Fax: (303) 832-0119

KUSA-TV (NBC, Channel 9)

Phone: (303) 871-1490

Fax: (303) 698-4700

KDVR-TV (FOX, Channel 31)

Phone: 303-566-7600

Fax: (303) 566-2908

KWGN-TV (WB, Channel 2)

Phone: (303) 595-3131

Fax: (303) 566-2908

RADIO

AM 1510 / FM 93.7 Mile High Sports Radio (KCKK)

Website: www.MileHighSports.com

Fax: (303) 524-3410

FM 102.3 The Ticket

Website: www.denverssportsstation.com

Main Number: (303) 321-0950

Fax: (303) 824-5051

FM 104.3 The Fan (KKFN)

Website: www.1043thefan.com

Main Number: (303) 321-0950

Fax: (303) 270-9773

KOA (850 AM)

Website: www.850KOA.com

Main Number: (303) 713-8585

Fax: (303) 713-8605